



***SAN JOSE SHARKS (NHL)***  
***WORCESTER SHARKS (AHL)***  
**2010-11 ORGANIZATIONAL GUIDE**



# 2010 - 11 SHARKS SEASON SCHEDULE

OCTOBER						
S	M	T	W	T	F	S
					1	2
3	4	5	6	7	8 CBJ** 12:00p	9 @CBJ** 12:00p
10	11	12	13	14	15	16 ATL 7:30p
17	18	19 CAR 7:30p	20	21 @COL 6:00p	22 @EDM 7:00p	23 ANA 7:30p
24 @CGY 5:00p	25	26	27 NJ 7:30p	28	29	30

JANUARY						
S	M	T	W	T	F	S
						1 @LA 6:00p
2	3 VAN 7:30p	4	5	6 BUF 7:30p	7	8 NSH 5:00p
9 @ANA 5:00p	10	11 TOR 7:30p	12	13 EDM 7:30p	14	15 STL 7:30p
16	17 @PHX 1:00p	18	19	20 @VAN 7:00p	21	22 MIN 7:30p
23	24	25	26 @LA 7:30p	27	28	29 *** ALL-STAR WEEKEND

NOVEMBER						
S	M	T	W	T	F	S
	1	2 @MIN 5:00p	3	4 @STL 5:00p	5	6 TB 7:30p
7	8	9 ANA 7:30p	10	11 NYJ 7:30p	12	13 CGY 7:00p
14	15 LA 7:30p	16	17 @COL 6:00p	18 @DAL 5:30p	19	20 CBJ 7:30p
21	22	23	24 CHI 7:30p	25	26 @VAN 7:00p	27 @EDM 7:00p
28	29	30 DET 7:30p	31			

FEBRUARY						
S	M	T	W	T	F	S
*** ALL-STAR WEEKEND		1 PHX 7:00p	2 @ANA 7:00p	3	4	5 @BOS 10:00a
6	7	8 @WAS 4:00p	9 @CBJ 4:00p	10	11 @NJ 4:00p	12
13 @FLA 2:00p	14	15 @NSH 5:00p	16	17 WAS 7:30p	18	19 COL 7:30p
20	21	22 @DET 4:00p	23 @PIT 4:00p	24	25 @CGY 6:00p	26
27	28					

DECEMBER						
S	M	T	W	T	F	S
			1	2 @OTT 4:30p	3	4 @MON 11:00a
5	6 @DET 4:00p	7	8 @PHI 4:00p	9 @BUF 4:00p	10	11 CHI 7:30p
12	13 DAL 7:30p	14	15 @NSH 5:00p	16 @DAL 5:30p	17	18 @STL 5:00p
19	20	21 EDM 7:30p	22	23 PHX 7:30p	24	25
26	27 LA 7:30p	28	29 @MIN 5:00p	30 @CHI 5:30p	31	

MARCH						
S	M	T	W	T	F	S
		1 COL 7:30p	2	3 DET 7:30p	4	5 DAL 7:30p
6	7	8 NSH 7:30p	9	10 VAN 7:30p	11	12 NYR 7:30p
13	14 @CHI 5:30p	15 @DAL 5:30p	16	17 MIN 7:30p	18	19 STL 7:30p
20	21	22	23 CGY 7:00p	24 @LA 7:30p	25	26 @PHX 6:00p
27	28	29	30	31 DAL 7:30p		

### LEGEND

HOME GAMES

AWAY GAMES

HD

CSN CA HD

VS

VERSUS

CSN+

CSN CA +

\*\*Games to be played at Ericsson Globe Arena in Stockholm, Sweden.

\*SCHEDULE SUBJECT TO CHANGE

APRIL						
S	M	T	W	T	F	S
					1	2 ANA 7:30p
3	4 LA 7:00p	5	6 @ANA 7:00p	7	8 @PHX 7:00p	9 PHX 7:30p



## 2010-11 NHL CRITICAL DATES CALENDAR

(subject to change — as of Sept. 2, 2010)

### SEPTEMBER

- 10 Opening Day of Rookie Camp
- 14 NHL Board of Governors Meeting (New York, N.Y.)
- 17 Opening Day of NHL Training Camps
- 21 Pre-season schedule begins
- 28 Kraft Hockeyville — Buffalo vs. Ottawa (Dundas, Ontario)

### OCTOBER

- 1 Hockey Fights Cancer Awareness Month
- 6 Opening Day Playing Rosters set (3 p.m. ET)
- 7 Opening Night — 93rd NHL Regular Season begins
- 7 NHL Face-Off (Toronto)
- 7 2010 Compuware NHL Premiere — Carolina vs. Minnesota (Helsinki, Finland)
- 7 Official Opening of CONSOL Energy Center — Philadelphia at Pittsburgh
- 8 2010 Compuware NHL Premiere — Minnesota vs. Carolina (Helsinki, Finland)
- 8 2010 Compuware NHL Premiere — Columbus vs. San Jose (Stockholm, Sweden)
- 9 2010 Compuware NHL Premiere — San Jose vs. Columbus (Stockholm, Sweden)
- 9 2010 Compuware NHL Premiere — Phoenix vs. Boston (Prague, Czech Republic)
- 9 Stanley Cup Banner Raised — Detroit at Chicago
- 10 2010 Compuware NHL Premiere — Boston vs. Phoenix (Prague, Czech Republic)
- 21 U.S. Hockey Hall of Fame Induction Ceremony (Buffalo, N.Y.)  
Inductees: Art Berglund, Derian Hatcher, Kevin Hatcher, Dr. George V. Nagobads, Jeremy Roenick
- 27 A Celebration of Lester Patrick  
Award recipients: Cam Neely, David Andrews, Jerry York, Jack Parker
- 30 Busiest Day in NHL season — 28 teams play

### NOVEMBER

- 6 Hockey Hall of Fame Game (Buffalo at Toronto)
- 7 Hockey Hall of Fame Legends Classic
- 8 Hockey Hall of Fame Induction Ceremony (Toronto)  
Inductees: Dino Ciccarelli, Cammi Granato, Angela James (Player category); Jim Devellano, Daryl "Doc" Seaman (Builder category)
- 8-18 2010 Subway Super Series (CHL)
- 9 NHL General Managers Meeting (Toronto)
- 11-13 U20 4 Nations Cup
- 26 NHL Founder's Day (1917) — 13 games on schedule

### DECEMBER

- 1 Signing deadline for Group 2 free agents
- 6-7 NHL Board of Governors Meeting (Palm Beach, Fla.)
- 19-27 Holiday Roster Freeze in effect. For all players on an NHL active roster, injured reserve, or players with non-roster and injured non-roster status as of midnight, local time, Dec. 19, a roster freeze shall apply through midnight local time Dec. 27, with respect to waivers, trades and loans, subject to the exceptions provided for in CBA Article 16.10.
- 24-25 No scheduled practices — dressing rooms closed
- 26-Jan.5 IIHF World U20 Championship (Buffalo, N.Y.)

### JANUARY

- 1 2011 Bridgestone NHL Winter Classic — Washington at Pittsburgh (Heinz Field, Pittsburgh)
- 17-19 Home Hardware CHL/NHL Top Prospects Game (Toronto)
- 27-31 NHL All-Star Break (no games played)
- 28 NHL Board of Governors Meeting (Raleigh, N.C.)
- 29 Honda SuperSkills, 7 p.m. ET, Raleigh, N.C. (RBC Center)
- 30 58th NHL All-Star Game, 4 p.m. ET, Raleigh, N.C. (RBC Center)

### FEBRUARY

- 1 Hockey is for Everyone Month Celebration
- 1 NHL Regular Season Schedule Resumes
- 12 CBC's Hockey Day in Canada : Ottawa at Edmonton; Toronto at Montreal; Calgary at Vancouver
- 18-20 Hockey Weekend Across America (USA Hockey)
- 20 Hockey Day in America
- 20 2011 NHL Heritage Classic — Montreal at Calgary (McMahon Stadium, Calgary)
- 28 Trade deadline (3 p.m. ET)

### MARCH

- 14-16 NHL General Managers Meeting (Boca Raton, Fla.)

### APRIL

- 7-9 NCAA Frozen Four (Xcel Energy Center, St. Paul, Minn.)
- 10 Last day of 2010-11 regular season
- 13 Stanley Cup Playoffs begin
- 14-24 IIHF U18 World Championship (Germany)
- 29-May 15 IIHF World Championship (Ondrej Nepela Arena in Bratislava, Slovakia & Ladislav Trojak Arena in Kosice, Slovakia)
- 30 2011 RBC Royal Bank Cup (Edgeworth Centre, Camrose, Alberta)

### MAY

- 20-29 2010 MasterCard Memorial Cup (Hershey Centre, Mississauga, Ontario)
- 29-June 4 NHL Combine (Location TBA)

### JUNE

- 17-18 Last possible day for 2011 Stanley Cup Final
- TBA Deadline for first club-elected salary arbitration (later of June 15 or 48 hours after the conclusion of the Stanley Cup Final, 5:00 p.m. ET)
- 22 2010 NHL Awards (Las Vegas, Nevada)
- 24-25 NHL Entry Draft (St. Paul, Minn.)

### JULY

- 1 Free Agency period begins
- 5 Deadline for player-elected salary arbitration notification (5 p.m. ET)
- 6 Deadline for club-elected salary arbitration notification (5 p.m. ET)
- 20-Aug. 4 Salary arbitration hearings held

### AUGUST

- 6 Deadline for salary arbitration decisions to be rendered

## CREDITS

The 2010-11 San Jose Sharks Organization Guide was written, designed, edited and produced by the San Jose Sharks Media Relations Department and SVS&E Publishing, a division of Silicon Valley Sports & Entertainment. SVS&E Publishing also produces publications for teams such as The Oakland Raiders. For more information on SVS&E Publishing, please contact Tony Khing at 408-999-6842, or visit [www.svspepublishing.com](http://www.svspepublishing.com)

**Executive Editor** Tony Khing

**Layout and Design** Audrey Minagawa

**Assistant Editors** Ken Arnold, Scott Emmert, Ben Guerrero, Tom Holy, Patrick Hooper, Eric Lindquist and Ryan Stenn

**Principal Photographers** Rocky Widner and Don Smith

**Special Thanks To** Greg Jamison, Malcolm Bordelon, Doug Wilson, Wayne Thomas, Joe Will, Dan Rusanowsky and Randy Robles and Bob Waterman at Elias Sports Bureau.

© 2010-11 San Jose Sharks and SVS&E.





Sharks 2010-11 Schedule .....	1
NHL Critical Dates .....	2
Silicon Valley Sports & Entertainment .....	4
Two Decades of Teal .....	5
Team Directory .....	13

### FRONT OFFICE

Executives .....	19
Coaches .....	28
Player Development/Scouting Staff .....	33
Trainers, Equipment & Medical Staff .....	37

### THE PLAYERS

Player Profiles .....	42
Future Sharks .....	90
Sharks 2010-11 Reserve List .....	112
Draft History .....	114

### 2009-10 IN REVIEW

NHL Regular Season Standings .....	120
Statistics & Breakdowns .....	123
Transactions Since 2009-10 .....	134

### THE RECORD BOOK

All-Time Regular Season Records .....	136
All-Time Roster/By The Numbers .....	143
A-T Regular Season Scoring/Goalie Stats .....	164
All-Time Leaders .....	169
All-Time Goaltenders .....	170
Single Season Leaders .....	172
Goaltenders Single Season Leaders .....	173
Leaders By Season .....	175
Goaltender Leaders By Season .....	178
Rookie Single Season Leaders .....	181
Team Statistics By Season .....	183
Special Teams By Season .....	186
Hat Tricks .....	187
Shutouts .....	190
20+ Goal Seasons .....	194
Penalty Shots .....	195
Extra Attacker Goals .....	197
All-Time OT/Shootout Games .....	199
A-T Head Coaches/Captains/GMs .....	204
All-Time Attendance/Assistant Coaches .....	205
Record by Season .....	206
NHL All-Star Game/Olympics .....	207
NHL Honors .....	209
Team Honors .....	212
Opponents vs. San Jose .....	215
Opponent Goaltenders vs. San Jose .....	217
Year-By-Year In Review .....	220

### PLAYOFFS

2009-10 Playoff Summary .....	238
All-Time Playoff Scoring .....	239
All-Time Playoff Leaders .....	242
All-Time Record By Game .....	244
Playoff Records By Teams .....	248
OT Games/Hat Tricks/Shutouts .....	250
Scoring/Goaltending Leaders By Year .....	251
Special Teams .....	252
Results By Year/When Facing Elimination .....	253
Year-By-Year In Review .....	255
All-Time Playoff Records .....	279

### NATIONAL HOCKEY LEAGUE

NHL Directory .....	286
NHL Referees/Linesmen .....	287
NHL Trophies/Awards .....	288
NHL Teams vs. San Jose .....	290

### GENERAL

Fan Development .....	320
Sharks Foundation .....	321
S.J. Sharkie .....	324
HP Pavilion at San Jose .....	325
Ticket Information/Seating Chart .....	328
Broadcast Information .....	329
Media Information .....	334

### WORCESTER SHARKS

Worcester 2010-11 Schedule .....	336
Worcester Team Directory .....	337
Worcester Executives .....	338
Coaches/Hockey Staff .....	339
Worcester Team Doctors .....	342
Worcester Radio/TV .....	345
DCU Center Seating Chart .....	346
DCU Center .....	347
Sharks In The Community .....	348
2009-10 Worcester Statistics .....	350
2010 Worcester Playoff Statistics .....	351
AHL Divisional Alignment .....	352
2009-10 AHL Standings .....	353
All-Time Worcester Roster .....	354
Worcester Regular Season Records .....	356
All-Time Worcester Playoff Statistics .....	358
Worcester Annual Awards .....	360
Worcester-San Jose Pipeline .....	361
2009-10 In Review .....	362
FINZ .....	364
Minor Pro Affiliate: Stockton Thunder .....	365
Worcester Media Information .....	366





## ABOUT SILICON VALLEY SPORTS & ENTERTAINMENT

**S**ilicon Valley Sports & Entertainment (SVS&E) provides a single resource for business partners to utilize when planning their sports and event relationships. Taking full advantage of the expertise and capabilities involving all or part of the San Jose Sharks business operations — including marketing, corporate partnership sales management, broadcast, ticket sales, event presentation, community programs, fan development initiatives, partnerships with the Sharks Foundation, media relations, advertising, facilities, promotions, publishing, merchandising and additional areas of the organization — SVS&E can assist in the success of any program.



Created in the summer of 2000, SVS&E oversees all business operation aspects of the San Jose Sharks, HP Pavilion at San Jose and select HP Pavilion events. In addition, SVS&E manages all or parts of Sharks Ice at San Jose (the Sharks official training facility), Sharks Ice at Fremont, Oakland Ice Center operated by Sharks Ice, the SAP Open (San Jose, Calif.) and Regions Morgan Keegan Championships (Memphis, Tenn.) ATP Tour Tennis tournaments, Cellular South Cup (Memphis, Tenn.) WTA Tour tennis tournament, the Racquet Club of Memphis, the American Hockey League's Worcester Sharks (the Sharks top development affiliate) as well as select HP Pavilion events including Strikeforce Mixed Martial Arts.

In August 2007, SVS&E became a minority partner in Major League Soccer's San Jose Earthquakes. SVS&E previously operated the Earthquakes from 2000-02, including their first MLS Championship season in 2001.

Benefits of a business arrangement with SVS&E allow the San Jose Sharks and HP Pavilion Management to combine existing marketing programs, sales resources, facilities operations and contacts to create more efficient and meaningful business partnerships. SVS&E also allows the organization to provide fully integrated advertising/corporate partnership packages that reach the multiple demographic segments represented in Silicon Valley.

Another option for business partners, SVS&E Publishing, was created in 2001. SVS&E Publishing, a full-service publishing division, handles a majority of the design, editorial and printing needs for most of the SVS&E properties, as well as outside professional sports organizations, including The Oakland Raiders.

In 2003, SVS&E Merchandise was added to the SVS&E family. SVS&E Merchandise is an industry leader and innovator in all aspects of building a brand. With a client list that includes many of the Silicon Valley's top corporations, professional sports teams and major sporting events, SVS&E Merchandise has both the expertise and understanding necessary to help develop and sustain a brand. Services include graphics and production, event merchandise management, online stores with fulfillment and customer support, VIP Gifting and motivational/recognition programs. Current clients to take advantage of the services provided by SVS&E Merchandise include Adobe Systems, Brocade, Cisco, Coca-Cola, Lockheed, Rosendin, SAP, SAVIS, Electronic Arts and more.

SVS&E was a key element in the 2002 purchase of the organization and its assets from previous Owner George Gund III by a local ownership group, San Jose Sports & Entertainment Enterprises (SJSEE), led by former Sharks President and Chief Executive Officer Greg Jamison.

In 2001, the organization entered into a naming rights rebranding of San Jose Arena with Compaq Computer Corporation and the City of San Jose. The agreement, which was amended in 2002 to reflect the subsequent merger between Compaq and HP, runs through 2015 and provided a new name to Northern California's premier sports and entertainment venue, resulting in HP Pavilion. The agreement ensures the Sharks will remain in San Jose for the foreseeable future and the facility receives necessary amenities, upgrades and improvements its patrons have come to expect and enjoy.

In 2007, SVS&E, along with the City of San Jose, oversaw \$16.5 million of improvements — which included new LED signage displays throughout the seating area of the Pavilion, a new state-of-the-art high-resolution scoreboard and a superior sound and video system to support high definition.

Business arrangements similar to SVS&E aren't uncommon in the sports and arena management industry. Other examples of this type of business arrangement include Orca Bay Sports & Entertainment in Vancouver, which oversees the management of the Vancouver Canucks of the National Hockey League and Rogers Arena; Kroenke Sports Enterprises in Colorado which manages the NBA's Denver Nuggets, the Colorado Avalanche of the NHL and the Pepsi Center; and Palace Sports & Entertainment in Detroit which operates the NBA's Detroit Pistons, the Palace of Auburn Hills as well as the DTE Music Theatre.



*The 1991-92 San Jose Sharks*

# TWO DECADES OF TEAL

## *The First 20 Years of the San Jose Sharks*

BY DAN RUSANOWSKY

**E**verybody knows that old saying: time flies when you're having fun.

That little aphorism can certainly apply when one realizes the San Jose Sharks are entering its 20th National Hockey League season.

Through two decades, the franchise and the city have grown together and now appear poised to make a major charge at the coveted Stanley Cup.

How shall we look back at the history of Sharks hockey? There have been ups, downs, two trips to the Western Conference Finals, great games and great players. But for our purposes, let's break things down into a set of clear eras:

### THE COW PALACE ERA: 1991-93

The San Jose Sharks returned the NHL to the Bay Area in franchise form for the first time since the 1970s. You could say that it was the end of a Great Circle Route that began in Oakland with the California Golden Seals, moved to Cleveland to become the Barons, merged with the team in Minnesota to become the North Stars, and de-merging from that franchise through a dispersal draft, an ownership diaspora and a \$50 million payment to the NHL.

*Pat Falloon*

The Sharks would move to San Jose by 1993, but while they waited for their new home to open in Silicon Valley, they played two seasons at the Cow Palace, located near the San Francisco border in Daly City. From the start, Owners George and Gordon Gund quickly made their mark by spending millions to ensure that San Jose's new arena would have every state-of-the-art feature to allow for the building to succeed in an excited community.

But before everyone could enjoy the amenities, the Sharks and their fans needed lots of patience through those Cow Palace years. There were those arcane rules that virtually assured the Sharks, like all expansion teams, would have major trouble competing and there





were the challenges of the arena itself. The “Palais de Boeuf” was the home of the Grand National Rodeo and the sight lines weren’t optimal for hockey. However, the quirkiness of the Cow Palace didn’t prevent the Sharks from selling out for each of their home games.

These fans got to see the team’s first two NHL Entry Draft picks, forwards Pat Falloon (first round) and Ray Whitney (second). The Cow Palace Era Sharks also included a veteran defenseman named Doug Wilson, who would become the team’s first captain and eventual executive vice president and general manager.

The Sharks barely lost their first game on Oct. 4, 1991, a 4-3 decision in Vancouver. Goaltender Jeff Hackett stood on his head as he faced 52 shots. The first Sharks goal was assisted on by Mark Pavelich, a member of the 1980 U.S. Olympic “Miracle on Ice” squad. Ironically, the first goal was scored by Craig Coxie — ironic not because he was more of a physical force on the ice, but because he was from the California town of Chula Vista.

The very next night, the same two teams squared off at the Cow Palace, but the Sharks lost, 5-2. They wouldn’t capture their first win until their next game, on Oct. 8, when they defeated Calgary, 4-3.

Yet, the bigger stories in this expansion year will never be found in the box scores or the statistics.

### The Flat Tire

Sitting at the airport before a scheduled 10 a.m. cross-country flight to Hartford, a flat tire caused by the pilot while practicing touch-and-go landings brought on a delay. As numerous “only two more hours” announcements were made on the status of plane repairs, the drama was just beginning...

- Left wing and future Nashville Predators Assistant General Manager Paul Fenton passed out in the waiting area. Carted off by emergency personnel and later pronounced okay, he was the first casualty of the trip.
- In a friendly poker game, a couple of players lost all of their meal money, creating the first fiscal crisis.
- Finally arriving in Hartford at approximately 4 a.m., there was no bus to pick up the team as someone forgot to tell the bus company of the situation. So the Sharks arrival at the hotel was delayed for another hour.
- Amazingly, the team lost “only” 3-0.
- After that inauspicious start, the Sharks went 0-7 on the road trip, extending their losing streak to 13 games.

### ABOUT THE COVER

*Over the last 20 years, many memorable players have worn the Sharks crest on their chests. The list includes all-stars, hall of famers, Stanley Cup winners and Olympic medalists. Some of the unforgettable ones are on the cover (clockwise, from upper left: Evgeni Nabokov, Owen Nolan, Dan Boyle, Jeff Friesen, Joe Thornton, Doug Wilson, Arturs Irbe, Igor Larionov, Mike Ricci, Patrick Marleau and Vincent Damphousse).*



Link Gaetz

### The Missing Link

Jim Carr, the Charlestown Chiefs play-by-play announcer in the classic film “Slap Shot,” said this about Syracuse’s Ogie Ogelthorpe: “This young man has had a very trying rookie season. What with the litigation, the notoriety, his subsequent deportation to Canada and that country’s refusal to accept him, well, that’s more than the average 21-year-old can handle.”

This description about a fictional on-ice tough guy neatly summed up the emotions, if not the actual facts, surrounding the most notorious player in the Cow Palace Era: forward Link Gaetz.

“The Linkster” picked up 326 penalty minutes in just 48 games and got an automatic 10-game suspension when he left the penalty box at the end of a game to start an altercation. When he wasn’t playing, he had a scurrying cadre of fans following him around the Cow Palace as if he were the Pied Piper of Hamelin.

When he was playing, there was a legendary battle with Bob Probert, a fluke goal against Montreal that bounced off the side glass and fluttered into the net from long distance and a display of hockey ability that made people shake their heads with the contrast that it had with his other off-ice difficulties.

### The Wedding and the Delay

On the occasion of the first visit by the Montreal Canadiens, a 55-minute delay ensued when the Zamboni driver carved a major gash into the Cow Palace ice, because he used to leave the goal net marsh pegs



*A construction tour at San Jose Arena*

in place while cutting the ice. Between the first and second periods, an on-ice wedding took place. Oh yeah, Montreal's Guy Carbonneau scored the only goal of the game just one minute into overtime.

### **S.J. Sharkie Debuts**

That lovable fish, S.J. Sharkie, was born in January of 1992 when he was whelped out of the Zamboni, much to the delight of the Cow Palace crowd.

### **Tie With Montreal**

With time expiring in another game vs. Montreal, Kelly Kisio won a key faceoff and Falloon scored the game-tying goal with 0.5 seconds left on the clock. The Canadiens just couldn't believe it.

### **Magnificent Mario**

Pittsburgh's Mario Lemieux was one of the most dominating opponents in those years, scoring 42 points in his first 11 games against the Sharks. On one road trip, he wasn't supposed to play because of a bad back. However, he flew out on his own to join the team at the Cow Palace. All he did was score one goal and six assists, still a record for a Sharks opponent in a game.

### **The Longest Losing Streak**

Modern Sharks fans can't comprehend this, but during the 1992-93 season, the Sharks tied an NHL record by losing 17 straight games. They had lost

*Sergei Markarov*

15 straight at the All-Star break and Coach George Kingston pursued practices with positive thinking before embarking on a road trip. The team took a 1-0 lead in Calgary, but the final score was 13-1, Flames. Then, they tied the record with a 6-0 loss in Edmonton.

Memories were plentiful from the Cow Palace Era, but the franchise was ready for a new home and a new dawn when they moved to San Jose.

## **THE GREATEST TURNAROUND IN NHL HISTORY (1993-97)**

The Sharks wound up with 24 points in their final season at the Cow Palace, so when they assembled in San Jose at the spectacular new building just completed, expectations were low. However, a new coach, Kevin Constantine, installed a rigid new system that he said had produced "instant success" in the past.

### **Coming Home to a New Beginning**

San Jose Arena, as HP Pavilion was then known, opened to much fanfare on West Santa Clara Street. Seventeen years later, the building still is a spectacular place to watch hockey, concerts and just about anything else.

### **The 0-8-1 Start**

It looked as if the Cow Palace Era was going to continue on the ice when the Sharks began at 0-8-1. The first win came in game No. 10 against Edmonton.





Owen Nolan

### The Greatest Turnaround

After that 10th game, the Sharks went 1-8-5 over their next 14. Things weren't going in the right direction and while Constantine stuck rigidly to his defense-first system, he did make one exception.

On the suggestion of newcomer Igor Larionov, the five-man unit concept from the old Russian style of hockey was revived for the team's top group. Larionov was the center, Sergei Makarov played right wing and Johan Garpenlov was on the left. On defense, young Sandis Ozolinsh was complemented by the smooth-skating Jeff Norton.

The "OV" Line didn't have the rigid restrictions of the Constantine system and they did what they had to do: score goals and help the Sharks win. Makarov became the first 30-goal scorer in Sharks history, getting his 30th on a penalty shot, the first in club history. Ozolinsh scored 26 goals, a club record for defensemen that still stands. Larionov was always "the Professor." Norton was the steady veteran who could skate and create. Garpenlov was the one forward who could think as quickly as his two Russian linemates.

The quintet weren't the only ones with a role on the team. Todd Elik, a waiver acquisition from Edmonton, combined with trade-deadline acquisition Ulf Dahlen and Gaetan Duchesne to form a second scoring unit that played entirely differently than the "OV" Line.

Jamie Baker, now my broadcasting partner, was often part of the "grinder" line with captain Bob Errey, a

Cup winner in Pittsburgh; and Jeff Odgers, who brought lots of muscle. But by the playoffs, Baker was also skating with Whitney and Falloon at times, depending on the situation.

And who could forget goaltender Arturs Irbe? During this season, he told a reporter that he had to be "like wall." And he was, playing in 74 games and making many memorable saves throughout the season.

On April 5, 1994 in Los Angeles, Baker scored two shorthanded goals and nearly got a third one, as the Sharks won their seventh straight game and guaranteed themselves a playoff position for the first time in history. For most teams, the greatest single-season turnaround ever would have been enough, but not for this gritty Sharks team.

### A Series to Remember

We all know the Sharks, as the Western Conference's No. 8 seed, shocked the hockey world by upsetting the top-seeded Detroit Red Wings in their initial playoff series. But there were numerous sidebars worth remembering...

- Defenseman Shawn Cronin, known for his rugged play, scored the first playoff goal in club history on a shot from the point that made it clear to Wings Coach Scotty Bowman that veteran Bob Essensa wouldn't be in goal for long in this series. That was cemented by rookie Vlastimil Kroupa's game-winner later in the contest.
- True to expectations, the Wings won the next two games with young Chris Osgood in net, but the checking was tighter and the schedule was a bit unsettling for the





Ed Belfour

avored club. The top seed was home the first two and final two games of the series, while the bottom seed played hosts to the middle three in their arena. This scenario doesn't exist anymore, but it did then and the Sharks were able to take advantage.

- In Game Four, Makarov scored a spectacular game-winner to even the series at 2-2. This caused Baker to ask: "So, you think we have a chance?"
- Few people know what happened after that Game Seven. There was a trip to the airport that wound up being a lengthy wait and stay in a motel, because the team didn't know whether it would travel to Vancouver or Toronto. When Vancouver's Pavel Bure scored in triple overtime of another Game Seven against future Sharks (but then Calgary) netminder Mike Vernon in the middle of the night, the Sharks knew they were off to Toronto and Leafs Nation.

### This Close

The upstart Sharks had a 3-2 lead over Toronto, but it all came down to a series of missed opportunities in Game Six. The Sharks trailed twice in the game, but the "OV" Line equalized twice. Then, Errey and Whitney had a 2-on-1 with 5:30 left that missed the net. Just 90 seconds into overtime, Garpenlov's drive beat goaltender Felix Potvin, but hit the crossbar. Finally, a turnover behind the net led directly to Mike Gartner's game winner for Toronto, and a Game Seven at Maple Leaf Gardens that was won by Toronto, 4-2.

In the locker room, the story goes that Irbé broke the

post-mortem silence by standing and saying, "This is the best team that I have ever been on."

The next season brought on the lockout, the shortened season and the rise of rookie Jeff Friesen to prominence. He scored 15 goals in 48 games and earned a spot on the NHL's All-Rookie Team.

In the playoffs, the seventh-seeded Sharks faced No. 2 Calgary. San Jose bobbed and weaved its way to another Game Seven, when Wade Flaherty provided goaltending heroics with 56 saves and Whitney tipped a Makarov shot past Trevor Kidd in double overtime of the decisive game.

San Jose faced Detroit again in the playoffs, but the Wings remembered the humiliation from 1994 and dispatched the Sharks in four games.

That 1995 postseason was the last the Sharks would experience for two years. Changes were made as the Sharks slid to the bottom of the Western Conference and they did some serious soul searching to get them moving back in the right direction. One bright spot: seeing forward Tony Granato, signed as a free agent in 1996, become the Sharks first major award recipient by getting the Bill Masterton Memorial Trophy.

## "BIG D" COMES TO TOWN (1997-2003)

Restoration of the franchise's character and definition of what type of team the Sharks wanted to be were foremost when San Jose went to the 1997 NHL Entry Draft. They already had some solid prospects that were on the verge of arriving, but none had the pedigree of Patrick Marleau, who was selected with the No. 2 overall that year. Marleau, along with veterans Owen Nolan, Gary Suter and Mike Ricci and homegrown defensive talent such as Mike Rathje and Marcus Ragnarsson formed a strong core group.

In goal, a young Evgeni Nabokov was learning his trade in the American Hockey League. So, veterans Vernon and Kelly Hrudey brought experience to the net and more character to the locker room. Others who helped develop that character in the dressing room were Bryan Marchment, Ron Sutter, Dave Lowry and Murray Craven.

And behind the bench, Darryl Sutter brought grit and a hard hat-lunch pail type attitude to a young team sorely needing direction.

As a result, the Sharks returned to the playoffs in 1998, the first of five consecutive postseason appearances. However, there were some memorable moments in this era, too...

- Ed Belfour's acquisition, then defection to Dallas, made him one of the more reviled figures in Sharks history.
- The Sharks opened the 1998-99 season in Tokyo, the first time San Jose opened the season outside of North America.
- Tragedy at Colorado's Columbine High School





Jonathan Cheechoo



Joe Thornton

delayed a 1999 Sharks-Avalanche playoff series.

- Finishing eighth in 1999-00, the Sharks faced Presidents' Trophy-winning St. Louis and won in seven games. Who can forget when Marc Bergevin accidentally knocked the puck into his own net in Game Two? Or when Nolan took a shot from center ice that skipped past Roman Turek in Game Seven?
- A division title in 2002 brought another step forward...and hope. Nabokov, who had won the Calder Memorial Trophy two years earlier, took the club through an easy five-game series win against Phoenix. But in Round Two, after having Colorado on the ropes with a 3-2 series lead, Peter Forsberg took over, scoring an overtime goal in Game Six and the only goal in a Game Seven remembered as much by Teemu Selanne's wrap-around miss of an open net earlier in the game.
- A largely forgettable 2002-03 dropped the team out of the playoffs. Ron Wilson replaced Sutter behind the bench and Doug Wilson succeeded Dean Lombardi as general manager.

## BECOMING ONE OF THE NHL'S ELITE (2004-08)

Not only did the struggles of 2003 prove to be a blip in the Sharks timeline, the team came out and won the Pacific Division with a terrific campaign in 2003-04 that brought them to the Western Conference Final for the

first time. Here are some highlights:

- Niko Dimitrakos had one of the highlight goals of the playoffs in round one vs. St. Louis, when his overtime tally gave the Sharks a 1-0 victory.
- Although the Sharks won the first three games in the next round vs. Colorado, the skilled Avalanche would win two consecutive overtime games, with Joe Sakic acting as the big hero. But back in Denver for Game Six, the Sharks closed out the series with a 3-1 win.
- In the Western Conference Final against Calgary, who would've thought that the Flames would win the first two games in San Jose?
- With that in mind, who would have fathomed that the series would be tied, 2-2, after the games in Calgary? Nabokov was outstanding in 3-0 and 4-2 wins in which the Flames continued their mugging and badly outshot the visitors.
- But the critical game was Game Five at HP Pavilion, a 3-0 defeat that still may rank as the worst playoff game in franchise history. There was little room on the ice to do anything, and the Sharks seemed to be a little low on reserves. That prove to be true, as Calgary took the final game, 3-1.

The next year, 2004-05, brought a cancelled season, and for San Jose, a lost opportunity to win the Stanley Cup. But there were great things to come...



*Jeremy Roenick*

### The Arrival of Joe Thornton

On Nov. 30, 2005, Baker and I were eating dinner in the Dallas Stars press room. We noticed that Jim Fahey and Dimitrakos were also having a light meal. This was usually the indication that they weren't playing.

At game time, there was a commotion over by the Sharks bench. Ron Wilson had called the referees over to go over the lineup card. The assumption was they must've been worried that a mistake had been made and were making sure that it was correct.

But then, on the first line change, I called a play in which Dimitrakos passed the puck to Fahey. Wait a minute. Weren't they just eating dinner in the press room and not playing?

We counted the players on the bench. There was one short of the normal total. Then, we saw that the missing players were Marco Sturm, Brad Stuart and Wayne Primeau. We knew that a big trade had been consummated.

The game had become secondary and we started combing our information sources while calling the game at the same time. Finally, the news had come: Joe Thornton had been traded to the San Jose Sharks!

This trade was big news for everyone, especially right wing Jonathan Cheechoo, who wound up with 56 goals and a Maurice "Rocket" Richard Trophy. Thornton won the Art Ross and the Hart Memorial Trophy.

### An American Original

Jeremy Roenick came to town in 2007 and immediately endeared himself to Sharks fans with his lively personality and his focus on ending his career with a bang. The Sharks had an uneven 2008 first round series against Calgary and Roenick was taken out of the

lineup for Game Six. Placed back in for the pivotal Game Seven, Roenick had one of the most inspiring efforts in Sharks playoff history, scoring two goals and two assists and sending San Jose to the conference semifinals.

### The Ultimate Agony of Defeat

The longest game in Sharks history occurred in 2008 in Game Six of an emotional conference semifinal series against Dallas. Down 3-0 in the series, the Sharks won two straight games, including one on an overtime goal by Joe Pavelski in Game Five. They flew into Dallas for Game Six, hoping to force a seventh game back at HP Pavilion. What they didn't know was that Game Seven would be played, but it would be played that very night at American Airlines Center.

With seconds left in regulation, Brenden Morrow hammered Milan Michalek to the ice, ending his night. In the first overtime, Nabokov made perhaps the greatest save in franchise history when his glove hand stopped Brad Richards' opportunity right on the goal line.

But Morrow would get the last laugh. His goal in that fourth overtime period ended San Jose's hopes to rejoin the elite club of conference finalists.

## SERIOUS CUP CONTENDERS (2009-PRESENT)

Expectations were high when Coach Todd McLellan entered the 2008-09 season. All the Sharks did was roar out to a 25-3-2 start and cruise to their first-ever Presidents' Trophy.

Rob Blake joined the team and became the elder statesman, leading with a calm sense of resolve. Newly-acquired defenseman Dan Boyle, one of the elite creative





artists in the NHL, made the Sharks a more dangerous team.

But the Sharks slipped a bit as the playoffs drew nearer and they picked up Kent Huskins and Travis Moen from Anaheim in exchange for a couple of prospects at the trade deadline. It was expected that the acquisitions would bolster the Sharks chances to go deep into the playoffs.

Ironically, Anaheim was the first round opponent and they had Ryan Getzlaf, Selanne, Scott Niedermayer and Chris Pronger, among others. Huskins was hurt and didn't play. Moen played, but never really found his rhythm. On the other side, Jonas Hiller had a spectacular series in goal as Anaheim eliminated San Jose in six games.

The series loss stunned the Sharks. The organization called their postseason analysis an "autopsy." While the elimination was painful, the team used that as motivation.

In 2009-10, San Jose finished first again in the Western Conference by winning eight of their final 10 games. The momentum led the Sharks to their opening round series vs. Colorado and some memorable moments...

### The Wayward Puck

A decade earlier, Bergevin accidentally deposited the puck into his own net and St. Louis lost their opening round series to San Jose. A decade later in the final seconds of the opening game, a puck deflected off Blake's skate and into the net for a 2-1 Colorado road win. In a wild Game Two, Devin Setoguchi's goal proved to be the winner in a 6-5 overtime thriller. But then, it was time for Game Three in Denver.

Craig Anderson was stifling the Sharks, who were outshooting Colorado, 51-17.

At the end of regulation, it was still 0-0, and that's when disaster struck. Boyle's pass attempt in the opening minute of overtime ticked off rookie Ryan O'Reilly's stick and flew at a seemingly impossible angle past Nabokov for the game-winning goal. It was one of the most inexplicable, stunning playoff losses in franchise history.

But unlike the Blues, the Sharks filled themselves with a steely resolve and refused to let the disappointing moment ruin them. They survived the mental challenge



*Rob Blake*

and showed a tremendous reservoir of character and went on to eliminate the Avalanche in six games.

### Marleau's Moment

After scoring 44 goals in the regular season, Marleau scored one of the most important tallies of his career in the third game of the Detroit conference semifinal series. Scoring a beautiful one at 7:07 of overtime, Marleau gave the Sharks a 3-0 series lead as San Jose dispatched the Red Wings in five games.

### A Sweep That Wasn't A Sweep

San Jose's second trip to the Western Conference Final wound up going the way of the Chicago Blackhawks, who went on to win the Stanley Cup. Of the seven goals scored by San Jose, five were from Marleau. But Antti Niemi made 44 saves in the first game and 44 more in a pivotal Game Three, won by the Hawks in overtime on a Dustin Byfuglien goal.

The Blackhawks and the Sharks both knew how close this series was and it wasn't a traditional sweep by any means. For the Sharks, it was another lesson learned by a team that had thought it had learned everything they needed to know.

Heading into their 20th season, the Sharks appear poised to cash in and remain as one of the NHL's elite for seasons to come. It's going to be an exciting journey on the road to bringing a Stanley Cup to San Jose.

*Dan Rusanowsky has been the radio play-by-play announcer for the San Jose Sharks since the first game in 1991.*





## TEAM DIRECTORY



## HP PAVILION AT SAN JOSE

525 West Santa Clara St., San Jose, Calif. 95113

Phone 408-287-7070 • Fax 408-999-5797

sjsharks.com • sjsharks.com/mobile

## SAN JOSE SPORTS &amp; ENTERTAINMENT ENTERPRISES OWNERSHIP GROUP

Kevin Compton, Hasso Plattner, Stratton Scavos, Gary Valenzuela, Gordon Russell, Rudy Staedler, Floyd Kvamme,  
Greg Jamison, Harvey Armstrong, Tom McEnery, George Gund III

NHL EXECUTIVE COMMITTEE: Greg Jamison

## EXECUTIVE STAFF

Executive Vice President of Business Operations	Malcolm Bordelon
Executive Vice President & Chief Financial Officer	Charlie Faas
Executive Vice President & General Manager (HP Pavilion at San Jose)	Jim Goddard
Executive Vice President & General Counsel	Don Gralnek
Executive Vice President of Business Development	Michael T. Lehr
Executive Vice President & General Manager (Sharks)	Doug Wilson
Vice President of Finance	Ken Caveney
Vice President of Corporate Partnerships	Eric Mastalir
Vice President of Sales & Marketing	Kent Russell
Vice President of Building Operations	Rich Sotelo
Vice President and Assistant General Manager (Sharks)	Wayne Thomas
Executive Assistants	Tricia Sullivan-Minsky, Michelle Simmons, Misty Macias

## HOCKEY OPERATIONS

Director of Hockey Operations	Joe Will
Head Coach	Todd McLellan
Assistant Coach	Trent Yawney
Assistant Coach	Matt Shaw
Assistant Coach	Jay Woodcroft
Goaltending Development Coach	Corey Schwab
Development Coach	Mike Ricci
Coaching Staff Assistant	Brett Heimlich
Director of Scouting	Tim Burke
Director of Pro Scouting	John Ferguson
Scouts	Gilles Cote, Pat Funk, Jack Gardiner, Dirk Graham, Rob Grillo, Brian Gross, Shin Larsson, Bryan Marchment, Karel Masopust, Jason Rowe
Director of Hockey Administration	Rosemary Tebaldi
Manager of Hockey Technology	Paul Fink
Head Athletic Trainer	Ray Tufts, ATC
Assistant Athletic Trainer	Wes Howard, ATC
Strength & Conditioning Coordinator	Mike Potenza
Massage Therapist	Arnulfo Aguirre, CMT, ART
Equipment Manager	Mike Aldrich
Assistant Equipment Manager	Vinny Ferraiuolo
Equipment Assistant & Equipment Transportation	Roy Sneesby
Cleaning Specialist	Norma Hernandez
Team Physician	Arthur J. Ting, M.D.
Team Internists	Greg Whitley M.D., John Chiu, M.D.
Team Dentists	Don Goudy, D.D.S., Robert Bonahoom, D.D.S.
Team Vision Specialist	Vincent S. Zuccaro, O.D., F.A.A.O.
Medical Staff	Steve Franzino, M.D., Robert Millard, M.D., Mark Sontag, M.D.
Chiropractic Consultant	Mike McMurray, D. C.
Manual Therapy Consultant	Tobe Hanson





## SVS&amp;E/BUSINESS OPERATIONS

Senior Director of Communications	Ken Arnold
Director of Broadcasting	Frank Albin
Director of Marketing	Doug Bentz
Director of Ticket Sales	John Castro
Director of Media Relations	Scott Emmert
Director of Event Presentation	Steve Maroni
Director of Suite Sales & Service	Bruce Ross
Director of Communications & Internet Services	Roger Ross
Director of Public Relations	Jim Sparaco
Senior Sales Managers, Corporate Partnerships	Jennifer Birmingham, Bryan Deierling
Senior Ticket Operations Manager	Scott Fitzsimmons
Senior Service Manager, Corporate Partnerships	Heather Hunter
Sales Managers, Corporate Partnerships	Darren O'Donnell, Kevin Hilton, Christina Carrdellio
Account Sales Managers	Ted Chuba, Mike Hollywood, Patrick Frost, Adam King
Account Service Managers	Sharon Holman, Sarah Bauerle, Julie Kennedy
Marketing Manager	Deanna Miller
Internet Services Manager	Alex Aragon
Fan Development Managers	Erin Buchanan, Jeff Cafuir
Creative Services Manager	Derik Green
Media Relations Manager	Tom Holy
Suite Sales & Service Managers	Chris Hutchins, Kathy Payne-Tovar
Sharks Foundation Manager	TBD
Marketing Manager	Nicole Omron
Mascot Operations Manager	Tim Patnode
Media Relations & Team Services Manager	Ryan Stenn
Service Managers, Corporate Partnerships	Jennifer De Carlo, Kristin Toth
Internet Services & Public Relations Coordinator	Alison High
Database Coordinator	Christopher Der
Ticket Operations Coordinator	Ryan Silva
Event Presentation Coordinator	Marissa Zankich
Group Sales Coordinators	Brian Espiritu, Mike Nieves
Executive Assistant	Mary Grace Miller

## FINANCE

Director of Human Resources	Cathy Chandler
Director of Information Technology	Uy Ut
Controller	Stephanie Reitz
Payroll Administrator	Sue Feachen
Network Administrator	Ryan Goulart
IT Operations & SAP Administrator	Jordan Queensbury
Systems Support Specialist	Nelson Elam
Human Resources Coordinator	Hilary Lansdon
Human Resources Assistant	Mary Pitino
Financial Analyst	James Kurtz
Accounting Manager	Terri Carone
General Ledger Accountants	Tasia Simmons, Gina Tran, Cheri Way
Accounts Payable Associate	Ana Maria Lesevic
Accounts Receivable Associate	Lovetta Russell
Collections Associate	Connie Artega

## BUILDING OPERATIONS

Director of Ticket Operations	Daniel DeBoer
Director of Booking & Events	Steve Kirsner, James Hamnett
Director of Guest Services	David Cahill
Director of Building Services	Monte Chavez
Facilities Technical Director	Greg Carrolan
Chief Engineer	Mark Mullins
Building Services Managers	Bruce Tharaldson, Ray Romero
Technical Services Manager	Mike O'Brien
Security Manager	Geoff Pepe
Ticket Operations Manager	Judy Jones
Ushering & Emergency Medical Manager	Mike McCarroll





Parking & Carousel Manager	Patrick Doherty
Recruiting & Training Manager	Debra Moore
Technical Services Lead	Jimmy Diep
Building Services Supervisor	Lino Suastegui
Conversion Supervisor	Kevin Brunton
Building Services Coordinator	Jeanette Petriz, Peggy Roland
Mailroom Coordinator	Richard Perez
Guest Services Coordinator	Karen Casanave
Executive Assistant	Rebeca Jackson
Assistant Chief Engineer	Eric Gold
Engineers	Denver Abellana, Adam Midulla, Mark Vaccaro, Jay Vasquez, Dan Wan
Administrative Assistant	Yvette Rangel
Receptionist/Administrative Assistant	Jeannine Turner
Receptionist	Nancy Perez

### MISCELLANEOUS

Team Colors	Deep Pacific Teal, Burnt Orange and Black
Home Ice/Capacity	HP Pavilion at San Jose (17,562)
Dimensions of Rink	200-feet by 85-feet
Television Station	Comcast SportsNet California
Radio Network Flagship	98.5 K-FOX (KUFX FM)
Television Play-By-Play Broadcaster	Randy Hahn
Television Color Analyst	Drew Remenda
Radio Play-By-Play Broadcaster	Dan Rusanowsky
Radio Color Analyst	Jamie Baker
Radio Reporter	David Maley
Production Associate	Elisabeth Farkas
Team Photographers	Don Smith, Rocky Widner
P.A. Announcer	Danny Miller
Mascot	S.J. Sharkie
AHL Affiliate	Worcester Sharks
ECHL Affiliate	Stockton Thunder

### SHARKS ICE — SAN JOSE/FREMONT/OAKLAND

General Manager	Jon Gustafson
Director of Skating	Candy Goodson
Director of Hockey	Robert Savio
General Manager — Oakland Ice Center	Melissa Fitzgerald
Operations Manager	Richard Rocha
Food and Beverage Manager	Tom Jemas
Merchandise Manager	Ron Glasow
Hockey Manager	Tyler Shaffar
Youth Hockey Manager	Matt Adams
Hockey Manager — Oakland Ice Center	Emily Teachout
Skating Manager — Oakland Ice Center	David Hicks
Operations Manager — Oakland Ice Center	Andrew Sellers
Jr. Sharks Director of Coaches and AAA Coach	Tony Zasowski
Player Development Manager	Derek Eisler
Participation Development Manager	Marjorie Taylor
Office Manager	Lynn Wolfe
Office Manager — Oakland Ice Center	Peggy Young
Human Resources Coordinator	Katie Ferrera
Birthday Party Coordinator	Alyssa Stupi

### SVS&E/WORCESTER SHARKS (AHL)

Governor	Greg Jamison
Chief Executive Officer, Worcester Sharks	Michael T. Lehr
General Manager, Worcester Sharks	Wayne Thomas
President, Worcester Sharks	Michael A. Mudd
Head Coach	Roy Sommer
Assistant Coach	David Cunniff
Head Athletic Trainer	Matt White
Head Equipment Manager	Chris Davidson-Adams





Assistant Equipment Manager	Corey Morong
Strength and Conditioning Assistant	Jaime Rodriguez
Chairwoman, Sharks Charities	Mary DeFeudis
Senior Director, Sales & Marketing	Suzanne Schwartz
Director of Ticket Sales	Jason Jones
Director of Public Relations & Broadcasting	Eric Lindquist
Director of Youth Hockey & Community Relations	Michael Myers
Merchandise Manager	David Gwozdz
Corporate Partnerships Manager	Eric B. Horn
Finance and Ticket Operations Manager	Kristen Mansur
Marketing Manager	Abigail Thelin
Corporate Partnerships Coordinator	Matt Catacchio
Administrative/Event Coordinator	Travis Lash
Ticket and Sales Coordinator	Kristen Moore
Account Executives	Marina Riva, Jonathan Forsberg, Matt Renzulli, Chris Curtis

#### SVS&E/SAP OPEN — MEN'S ATP PROFESSIONAL TENNIS TOURNAMENT

Tournament Director	Bill Rapp
Tournament Manager	Pete Windham
Ticket Sales Coordinator	Zach Plaza, Kelley Cianciollo

#### SVS&E MERCHANDISE & PUBLISHING

General Manager	Mary Keen
Corporate Sales Manager	John Power
Business Development Manager	Jason Meulman
Corporate Sales Manager	Kurt Lohmiller
Corporate Development Manager	Steve Murillo
Events & Merchandise Manager	Chris DiGiorgio
Retail Store Operations Manager	Spencer Jamison
Sr. Production Manager	Marla Ayoung
Project Manager	Toni Foster
Publications Manager	Tony Khing
Corporate Merchandise Marketing Coordinator	Jon Hyson
Production Supervisor	Maricruz Quintana
Manager, Sharks Store	Adriana Gasca
Events Manager	Mark Reiswig
Assistant Manager, Sharks Store	Amanda Smith
Inventory Analyst/Assistant Buyer	Gareth Vicary


#### SAN JOSE ARENA AUTHORITY

Executive Director	Chris Morrissey
Administrative Assistant	TBD

#### ARAMARK SPORTS AND ENTERTAINMENT

General Manager	John Heberden
Director of Premium Services	Dan Tweddle
Director of Concessions	Franklin Meltzer
Merchandise Manager	Patte Dahlin
Warehouse Manager	Henry Galvez
Concessions Manager	Jose Lopez
Human Resources Manager	Vivian Malloy
IT Manager	J.R. Sivila
Assistant Human Resources Manager	Raul Sepulveda
In-Seat Service Manager	Kristen Myers
Controller	Sisamoune Tran
Executive Chef	Craig Coe
Chef de Cuisine	TBD
Catering Sales Coordinator	Madelyn Lacayo
Accountant	Eliza Borja, Michelle Nguyen





On May 21, 1991, President and CEO Art Savage (left) and Co-Owner and Chairman George Gund III show the hockey world that the San Jose Sharks are an official member of the National Hockey League by presenting a "check" to pay the balance of their entrance fee.

# FRONT OFFICE

On Sept. 1, long-time San Jose Sharks President and Chief Executive Officer Greg Jamison announced that he had decided to step away from his position and the day-to-day operations of running the hockey team, along with Silicon Valley Sports & Entertainment. Under his guidance, the organization has grown into one of the most respected in all of sports, building a strong and talented front office and executive team.

"This organization, including the hockey team and HP Pavilion, has become part of the fabric and culture of the downtown core, the city of San Jose, Silicon Valley and beyond," Jamison said. "We have brought quality entertainment to countless residents of the Bay Area. The organization will continue to strive towards our goal of winning the Stanley Cup for our tremendously loyal fan base. I can attest that the Sharks and SVS&E remain in the capable hands of an extremely talented, dedicated and experienced staff."

Moving forward, Jamison will continue to be involved with the franchise. He remains a member of the ownership group and serves as the franchise's Governor to the NHL as well as on the League's 10-person Executive Committee, a position he was elected to by the NHL's Board of Governors in 2007. In addition, he will remain active in his position as president of the Sharks Foundation.

"On behalf of the ownership group of SVS&E, we want to thank Greg for his incredible leadership," Owners Kevin Compton and Stratton Scavos said. "He leaves a legacy of accomplishment both on-and-off the ice, strong devotion to the fans and community and a culture of integrity and passion that will carry on for decades to come."

During his tenure, Jamison oversaw the transformation of the Sharks into one of the NHL's most respected and successful franchises. In his 13 seasons as president, the team has advanced to the Stanley Cup Playoffs 11 times, including capturing the Presidents' Trophy in 2009 and the berths in the Western Conference Final in 2004 and 2010. The Sharks have won five Pacific Division Titles in the past eight years.

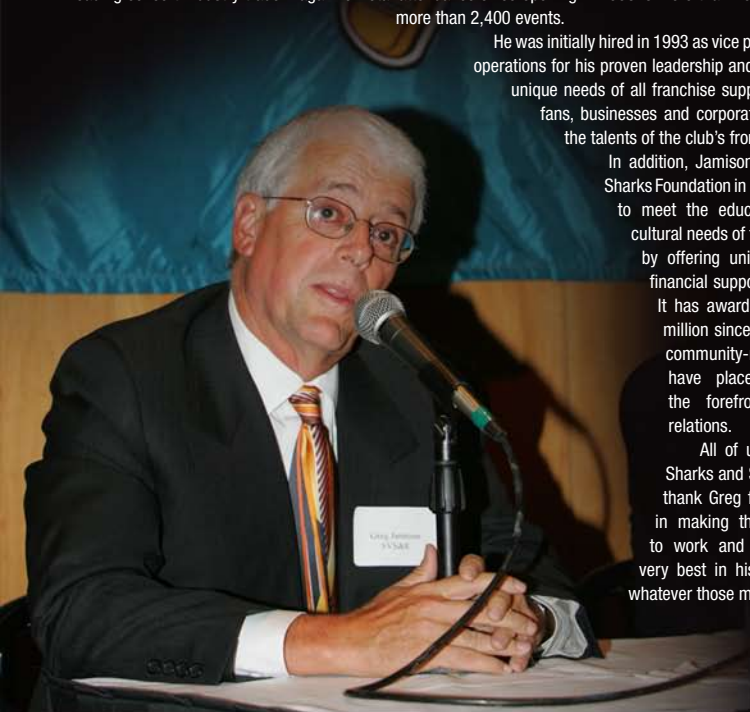
Highlights of his tenure included hiring Executive Vice President and General Manager Doug Wilson, directing overall company objectives and philosophy and overseeing the recent \$17.5 million upgrade to facility's scoreboard, fascia signage and sound system. He presided over the renaming of San Jose Arena to HP Pavilion in 2001, ensuring that the team would remain in San Jose through 2015 and provides resources to maintain the facility.

HP Pavilion accounts for more than 175 events per year, and over the past 10 years has ranked consistently in the top-five in North America and top-10 in the world based on ticket sales for non-sporting related events by *Pollstar*, the leading concert industry trade magazine. Total attendance since opening in 1993 is more than 20 million guests with more than 2,400 events.

He was initially hired in 1993 as vice president of business operations for his proven leadership and ability to mesh the unique needs of all franchise supporters — including fans, businesses and corporate partners — with the talents of the club's front office personnel.

In addition, Jamison helped create the Sharks Foundation in 1994 — established to meet the educational, social and cultural needs of the local community by offering unique resources and financial support to those in need. It has awarded more than \$4.1 million since its inception. Other community-minded programs have placed the Sharks at the forefront of community relations.

All of us at the San Jose Sharks and SVS&E would like to thank Greg for all of his efforts in making this a special place to work and we wish him the very best in his future endeavors, whatever those may be.





## EXECUTIVES

**MALCOLM BORDELON**

EXECUTIVE VICE PRESIDENT OF BUSINESS OPERATIONS

**M**alcolm Bordelon enters his 17th season with Silicon Valley Sports & Entertainment and the San Jose Sharks, his 15th as executive vice president of business operations, having been promoted to the post by former President and Chief Executive Officer Greg Jamison on March 15, 1996. Bordelon previously served as vice president, broadcast and media marketing since joining the club in July 1994.

Bordelon, 52, oversees the following departments of the Sharks: broadcasting; marketing; ticket sales and service; event presentation and communications, which includes fan development, internet services, media relations and public relations; and corporate partnerships, which includes suite sales and hospitality. He also oversees business operations for the SAP Open tennis tournament (ATP circuit) and two tennis properties in Memphis, Tenn. (Regions Morgan Keegan Championships [men's] and Cellular South Cup [women's]).

Furthermore, as a member of Senior Management, Bordelon is involved in review and pursuit of new business opportunities for SVS&E. In addition to overseeing the business operations of the Sharks, Bordelon has played a key role in developing and is also responsible for managing Silicon Valley Sports & Entertainment.

This division of the company, created in the summer of 2000, oversees all business operation aspects of the San Jose Sharks, HP Pavilion at San Jose and select HP Pavilion events. In addition, SVS&E manages all or parts of Sharks Ice at San Jose (the Sharks official training facility), Sharks Ice at Fremont, Oakland Ice Center operated by Sharks Ice, the SAP Open (San Jose) and Regions Morgan Keegan Championships (Memphis, Tenn.) ATP Tour Tennis tournaments, Cellular South Cup (Memphis, Tenn.) WTA Tour tennis tournament, the American Hockey League's Worcester Sharks (the Sharks top development affiliate) as well as select HP Pavilion events such as Strikeforce Mixed Martial Arts.

Most recently, Bordelon played an integral role in the planning and launch of the Sharks updated logo for the 2007-08 season as well as this season's 20th anniversary marks. Bordelon also worked closely with Reebok/CCM and the National Hockey League to develop and coordinate the launch of the Sharks new uniform for 2007-08 and has been a central figure in the concept, design and implementation of the Sharks third "black" jersey.

In addition, Bordelon is the franchise contact for a number of NHL sponsorship, broadcasting and other business-related issues. In that capacity, he served as the team's primary contact and coordinator with the NHL for the 1997 All-Star Game as the Sharks and the City of San Jose played hosts to what has been called one of the most successful mid-season classics ever conducted. He also worked with the NHL as the club's main liaison for the Sharks two-game series vs. the Calgary Flames in GAME ON Japan, the NHL's kick-off weekend to the 1998-99 season in Tokyo. Bordelon will play a similar coordination role working with the NHL on the Sharks 2010-11 season opening games in Stockholm, Sweden vs. the Columbus Blue Jackets as part of the NHL Premiere games in Europe as well as an exhibition match vs. the DEL Mannheim Eagles at SAP Arena in Mannheim, Germany.

The Sharks have also made significant gains in corporate partnerships under Bordelon's direction, including the naming of HP Pavilion at San Jose and the club level of the facility as the Comerica Bank Club. Since he joined the organization, numerous Bay Area high-tech companies have made their first forays into sports sponsorship with the Sharks and other SVS&E properties.

Bordelon was named to the initial steering committee of the San Francisco Chapter of the National Sports Marketing Network, an industry trade organization for sports business professionals. Bordelon currently serves on the board of the San Jose Downtown Foundation and also served as the San Jose Downtown Association president in 1998 and 1999. Bordelon is a member of the American Leadership Forum-Silicon Valley, (Class XVIII), a nonprofit organization dedicated to building a better Silicon Valley community by joining and strengthening leaders to serve the public good.

Bordelon joined the Sharks after spending six years as director of sponsorship sales and promotions with the Indiana Pacers. Previously, he spent seven years within the advertising industry, including stints in media sales with Carlisle Outdoor Advertising and advertising agencies Ogilvy & Mather and Cunningham & Walsh, claiming numerous national and local awards and citations for outstanding creative and professional achievement.

A native of Houston, he graduated from Texas Tech University with a degree in advertising. Upon his graduation, he was named the American Advertising Federation Outstanding Advertising Student and the Texas Tech School of Mass Communications Most Outstanding Student. In addition, on Oct. 16, 1999, Bordelon was awarded the "Outstanding Alumni of the School of Mass Communications" during Texas Tech's homecoming festivities. He and his family live in the Almaden area of San Jose.





## CHARLIE FAAS

EXECUTIVE VICE PRESIDENT AND CHIEF FINANCIAL OFFICER

**C**harlie Faas enters his eighth year with Silicon Valley Sports & Entertainment as executive vice president and chief financial officer.

Faas oversees finance, accounting, information technology and human resources.

As the chief financial officer, he's responsible for all financial matters with regards to Silicon Valley Sports & Entertainment, including the San Jose Sharks, HP Pavilion Management, Sharks Ice at San Jose (the Sharks official training facility), Sharks Ice at Fremont, Oakland Ice Center operated by Sharks Ice, the SAP Open (San Jose) and Regions Morgan Keegan Championships (Memphis, Tenn.) ATP Tour Tennis tournaments, Cellular South Cup (Memphis, Tenn.) WTA Tour tennis tournament, the American Hockey League's Worcester Sharks (the Sharks top development affiliate) and Strikeforce Mixed Martial Arts.

Along with HP Pavilion Executive Vice President and General Manager Jim Goddard, Faas serves as a board member of Explosion Entertainment, LLC, which is a joint venture between SVS&E and West Coast Productions to operate Strikeforce Mixed Martial Arts (MMA). Strikeforce events appear on Showtime, airing on Friday and Saturday nights each month.

Faas works closely with the board of directors of San Jose Sports & Entertainment Enterprises. His duties also include compliance with National Hockey League and City of San Jose reporting requirements. He also serves as a board member of the Sharks Foundation.

Faas is a member of the board of directors for the Bay Area After School All Stars (ASAS) and the San Jose Sports Authority (SJSA). In June 2006, he was honored as the 2006 recipient of the "Mary Angela DiGiovanni Beacon of Light Award," presented on behalf of the National Board of Directors of the After School All Stars program for outstanding contributions by an individual. ASAS is a non-profit organization that provides year-round sports, cultural, academic and technology programs for at-risk youth throughout the greater San Jose community. It's part of the National ASAS program founded by California Governor Arnold Schwarzenegger. The San Jose Sports Authority is a non-profit organization that serves as the sports marketing agency for the City of San Jose. Since its inception in 1991, it has worked with community partners to bring more than 150 premier events and programs to the San Jose area. Faas has served as treasurer since 1995.

In November 2008, Faas received the "CFO of the Year" Award from the *Silicon Valley Business Journal*, in the private business category.

Before joining the organization, Faas held various finance positions in California and New York, most recently as the chief financial officer at Pharsight Corporation. His additional experience includes stints as corporate controller for ZLand.com, methodology services controller and finance director with Cadence Design Systems and numerous financial management positions at IBM.

A native of upstate New York, Faas earned a bachelor's degree in business administration and accounting from Siena College and graduated from the executive education program from the Anderson School at UCLA.

Faas has also served as an adjunct professor at the University of San Francisco, teaching finance and accounting for their master's degree program in sports management.





## JIM GODDARD

EXECUTIVE VICE PRESIDENT, GENERAL MANAGER (HP PAVILION AT SAN JOSE)

**J**im Goddard enters his 20th season with Silicon Valley Sports & Entertainment and his 13th as executive vice president and general manager of HP Pavilion at San Jose. Goddard, 61, oversees all facets of the building's operation, including ticket operations, event booking, guest services, parking, food services, engineering and facility technical operations. He's the point person for all discussions between building management and the City of San Jose. Goddard also implements and oversees all building improvements, from the design phase to final construction and sign-off.

In the summer of 2007, Goodard helped implement an ambitious, \$17.5-million capital upgrade project to HP Pavilion that included a new, multi-level LED scoreboard, LED full-color fascia display, a state-of-the-art seating area sound system, roof-rigging weight capacity increase, a new HDTV control room and an additional concourse level suite.

Goddard also oversaw two separate expansion and renovation projects of Sharks Ice at San Jose, which included the addition of a multi-million dollar, 58,000-square foot training and practice facility for the Sharks in August 2000 and a fourth sheet of ice in 2005. The facility is the largest ice facility under one roof west of the Mississippi River. In addition, the facility operates Stanley's, a 5,400 square-foot sports bar which overlooks three of the four ice surfaces and boasts 11 flat-screen plasma televisions and a state-of-the-art sound system.

From 1993-96, he served as vice president of building operations and from 1990-93, Goddard served as San Jose Arena project manager, helping oversee the design and construction of the facility. He represented the Sharks and HP Pavilion Management interests in working with the City of San Jose, architects, consultants and contractors.

Goddard came to San Jose from Minnesota, where he completed a 23-year term of service at the Met Center, finishing as vice president of Met Center Operations. While at the Met Center, Goddard was involved in all aspects of the management and operation of the facility, working with promoters, tenants, concessionaires and suppliers to ensure a consistent level of superior service was enjoyed by everyone involved with the building.

Goddard attended the University of Minnesota.



## DON GRALNEK

EXECUTIVE VICE PRESIDENT AND GENERAL COUNSEL

**D**on Gralnek begins his 13<sup>th</sup> season with Silicon Valley Sports & Entertainment and ninth as executive vice president and general counsel. Having previously served as vice president and general counsel since August 1997, Gralnek oversees all legal matters with regards to all of SVS&E's properties.

Gralnek previously was a senior partner in the Los Angeles office of Jones, Day, Reavis & Pogue and he served as outside legal counsel to the Sharks and the building since the team's inception in 1990. In addition, he also worked closely on behalf of San Jose Arena Management with the San Jose Redevelopment Agency and the City of San Jose on the original facility construction.

Gralnek has concentrated his practice of the law in the areas of real estate and environmental protection. His experience in real estate extends from land use regulation, acquisitions, development, financing, sales, learning and partnerships/joint ventures.

A graduate of the University of California at Berkeley's prestigious Boalt Hall School of Law, Gralnek also earned a master's degree in city planning from Berkeley in 1971 and an undergraduate degree in history with honors from Stanford University in 1967.

The Chicago native is a member of State Bar of California, as well as the Los Angeles and Santa Clara County Bar Associations and has taught courses for the University of California and San Jose State University.





## DOUG WILSON

EXECUTIVE VICE PRESIDENT AND GENERAL MANAGER

**T**hrough strong drafting, shrewd trades and timely free agent signings, Executive Vice President and General Manager Doug Wilson has crafted one of the National Hockey League's most successful on-ice franchises since being named to his post before the 2003-04 season.

In his six seasons in charge of the Sharks Hockey Department, Wilson, who also serves as the team's alternate governor to the NHL, has guided the team to its most successful era since the franchise's inception, capturing the Presidents' Trophy (2009), four Pacific Division titles (2004, 2008, 2009 and 2010) and advancing to the Western Conference Final in 2004 and 2010.

In his tenure as general manager, only the Detroit Red Wings have appeared in more Stanley Cup Playoff rounds (16) than San Jose (13).

During that same span, the Sharks rank second in regular season points (648, 291-135-66 record), second in wins among all NHL teams and has nearly posted six consecutive 100-point seasons (2003-04 – 104; 2005-06 – 99; 2006-07 – 107; 2007-08 – 108, 2008-09 – 117) and 2009-10 – 113), an average of 108 points per season.

Last season, the Sharks finished first in the Western Conference, advancing to the Western Conference Final before falling to the eventual Stanley Cup Champion Chicago Blackhawks.

In his current role, Wilson has overall authority regarding all hockey-related operations. He oversees all player personnel decisions, negotiates player contracts, coordinates the efforts of the team's scouting department, leads the team in its draft day preparation and administers the club's player evaluation process at all professional, minor and junior levels.

In his previous role as the team's director of pro development (1997-03), the 16-year NHL veteran's responsibilities included evaluating talent at all professional and minor league levels and continuous assessment of the Sharks roster and reserve list. In addition, he provided valuable input assisting in the club's player development programs and consulting with the hockey department on all major personnel issues, special assignments and contract negotiations.

Working closely with the entire hockey department, Wilson played a major role in creating a positive atmosphere in the dressing room and on-the-ice attractiveness to obtaining and retaining veteran free agents such as Vincent Damphousse, Mike Ricci, Gary Suter, Scott Thornton and Mike Vernon.

The 51-year-old Wilson was an integral member of the NHL Players' Association for four years (1993-97). With the NHLPA, he served as coordinator of player relations and business development and was primarily responsible for overseeing player relations, the development of business ventures and managing international affairs. Wilson is also a past president of the NHLPA.

Wilson sat on the board of the Canadian Hockey Association and has extensive experience in talent evaluation. He served as management consultant for Canada's entries in the 1994, 1995, 1996 and 1997 World Junior Championship tournaments — resulting in four consecutive gold medal finishes and also served on the management team for Canada's entry in the 1998 Winter Olympic Games.

Wilson draws on a vast amount of hockey knowledge and expertise throughout his on-and-off the ice experiences. His older brother, Murray, played seven NHL seasons, capturing four Stanley Cup Championships with the Montreal Canadiens (1973, 1976-78). As a member of the Ontario Hockey League's Ottawa 67s, Wilson played for Hall of Famer Brian Kilrea, junior hockey's all-time winningest coach. During his tenure with the Chicago Blackhawks, he was a teammate of NHL legend Bobby Orr and a roommate with Hall of Famer Stan Mikita.

In 2004, Wilson was named to the NHL Game Committee, a panel of players, coaches, executives and media responsible for examining all aspects of the game. The committee, which initially met during the offseason, included Hall of Fame Coach Scotty Bowman, Pittsburgh's Chairman of the Board Mario Lemieux and former national television analyst/goaltender and current St. Louis President of Hockey Operations John Davidson, among others.

A first round draft choice (sixth overall) by the Blackhawks in 1977 after a stellar junior career with the Ottawa 67s, Wilson played 14 seasons in Chicago and still ranks as the club's highest scoring defenseman in points (779 — fifth overall), goals (225 — 12th overall) and assists (554 — third overall). Wilson ranks fifth all-time in games played (938) for Chicago. In addition, he led all Blackhawks defensemen in scoring for 10 consecutive seasons (1980-81 through 1990-91) and captured the 1982 James Norris Memorial Trophy, symbolic of the League's top defenseman, when he tallied 39 goals and 85 points — still Blackhawks single-season records for goals and points for a defenseman.

He was selected to eight NHL All-Star Games (seven with Chicago and one with San Jose) and while with Chicago, Wilson was named as an NHL First Team All-Star in 1982 and twice was named as an NHL Second Team All-Star (1985 and 1990).

Acquired by San Jose from Chicago just before the Sharks inaugural season (1991-92), Wilson brought instant credibility and respect to the young franchise. He played two seasons for the Sharks, scoring 48 points (12 goals, 36 assists) in 86 games and, entering this season, ranks tied for 56th on the Sharks all-time scoring list, tied for 17th all-time among defensemen.

Included in Wilson's Sharks career highlights are serving as the franchise's first team captain (1991-93), being





the team's first representative in an All-Star Game (1991-92), playing in his NHL-milestone 1,000th game on Nov. 21, 1992 (77th player in League history) and twice named Sharks nominee (1992 and 1993) for the King Clancy Award (for leadership and humanitarian contributions both on-and-of the ice). At his 1,000th NHL game played ceremony, he announced the creation of the Doug Wilson Scholarship Foundation, to provide assistance to worthy college-bound Bay Area students, which continues today.

Wilson announced his retirement as a member of the Sharks during training camp in 1993-94 after playing in 1,024 career games. In addition, he played in 95 career playoff games and scored 80 points (19 goals, 61 assists). The Ottawa, Ontario native scored 827 points (237 goals, 590 assists) during his career that began in 1977-78 with Chicago.

In 2004, Wilson was named to the Positive Coaching Alliance's National Advisory Board. PCA, established at Stanford University in 1998, looks to create a positive character-building experience by using sports to teach life lessons while de-emphasizing the "win-at-all-cost" mentality.

Wilson was inducted into the Chicago Sports Hall of Fame in September 1999. He also serves on the NHL's board of directors for the alumni association.

In October 1998, the Ottawa 67s honored his stellar career by retiring his No. 7 sweater. Known as an offensive defenseman, he recorded 295 points in 194 Ontario Hockey League games with the 67s from 1975-77. In addition, during the same weekend of activities in his hometown, he was inducted into the Ottawa Sports Hall of Fame.

Wilson and his wife, Kathy, have four children: Lacey, Doug, Chelsea and Charlie.

### PLAYING CAREER OF DOUG WILSON

Season	Club	League	GP	G	A	PTS	PIM	Playoffs				
								GP	G	A	PTS	PIM
1974-75	Ottawa	OHA	55	29	58	87	75	7	2	3	5	6
1975-76	Ottawa	OHA	58	26	62	88	142	12	5	10	15	28
1976-77	Ottawa	OHA	43	25	54	79	85	15	4	20	24	34
1977-78	Chicago	NHL	77	14	20	34	72	4	0	0	0	0
1978-79	Chicago	NHL	56	5	21	26	37	—	—	—	—	—
1979-80	Chicago	NHL	73	12	49	61	70	7	2	8	10	6
1980-81	Chicago	NHL	76	12	39	51	80	3	0	3	3	2
1981-82	Chicago	NHL	76	39	46	85	54	15	3	10	13	32
1982-83	Chicago	NHL	74	18	51	69	58	13	4	11	15	12
1983-84	Chicago	NHL	66	13	45	58	64	5	0	3	3	0
1984-85	Chicago	NHL	78	22	54	76	44	12	3	10	13	12
	Canada	Canada Cup	7	2	1	3	4	—	—	—	—	—
1985-86	Chicago	NHL	79	17	47	64	80	3	1	1	2	2
1986-87	Chicago	NHL	69	16	32	48	36	4	0	0	0	0
	NHL All-Stars	RdV'87	2	1	1	2	0	—	—	—	—	—
1987-88	Chicago	NHL	27	8	24	32	28	—	—	—	—	—
1988-89	Chicago	NHL	66	15	47	62	69	4	1	2	3	0
1989-90	Chicago	NHL	70	23	50	73	40	20	3	12	15	18
1990-91	Chicago	NHL	51	11	29	40	32	5	2	1	3	2
1991-92	San Jose	NHL	44	9	19	28	26	—	—	—	—	—
1992-93	San Jose	NHL	42	3	17	20	40	—	—	—	—	—
	Sharks Totals		86	12	36	48	66	—	—	—	—	—
	NHL Totals		1024	237	590	827	830	95	19	61	80	86

Drafted by Chicago in 1977 (1st round, 6th overall). **Traded by Chicago to San Jose in exchange for Kerry Toporowski and a second round selection (27th overall) in the 1992 NHL Entry Draft, Sept. 6, 1991.** Retired, Sept. 10, 1993.

**HONORS:** OHA First All-Star Team (1977), NHL First All-Star Team (1982), James Norris Trophy (NHL's top defenseman, 1982), NHL Second All-Star Team (1985 and 1990), NHL All-Star Game (1982-86, 1990 and 1992).





## MICHAEL T. LEHR

EXECUTIVE VICE PRESIDENT OF BUSINESS DEVELOPMENT

**M**ichael T. Lehr serves as the executive vice president of business development for Silicon Valley Sports & Entertainment and the chief executive officer of the Worcester Sharks. Lehr's experience and expertise oversees Sharks minor league operations, while serving as the direct liaison to the SVS&E ownership group. In addition, he's responsible for various parts of the SVS&E operations (SVS&E Merchandise and SVS&E Publishing) and the exploration of new opportunities in domestic and international properties.

This division of the company, created in the summer of 2000, oversees all business operation aspects of the San Jose Sharks, HP Pavilion at San Jose and select HP Pavilion events. In addition, SVS&E manages all or parts of Sharks Ice at San Jose (the Sharks official training facility), Sharks Ice at Fremont, Oakland Ice Center operated by Sharks Ice, the SAP Open (San Jose) and Regions Morgan Keegan Championships (Memphis, Tenn.) ATP Tour Tennis tournaments, Cellular South Cup (Memphis, Tenn.) WTA Tour tennis tournament, the American Hockey League's Worcester Sharks (the Sharks top development affiliate) as well as select HP Pavilion events such as Strikeforce Mixed Martial Arts.

Lehr also continues to serve as the Worcester Sharks Alternate Governor to the AHL Board of Governors.

Over the past four seasons, Lehr has guided the Worcester Sharks to become one of the top regarded franchises in the AHL. Along with current Worcester President Michael Mudd, Lehr was instrumental in developing and producing the Worcester bid to the AHL Board of Governors in order to secure the 2009 AHL All-Star Classic for the city of Worcester, the first time in 50 years the AHL All-Star Classic was held in Massachusetts. The 2009 AHL All-Star Classic was a tremendous success, with all four events filled to capacity and showcased the city of Worcester to host such an event.

Under the direction of Lehr, the Worcester Sharks have developed and implemented several groundbreaking community initiatives including the "Be a Leader" program and the opening ceremonies for the Special Olympics Massachusetts. He also serves on the board of directors for the Worcester Regional Chamber of Commerce.

Before joining SVS&E, Lehr successfully worked in Major League Baseball and for regional sports networks. He served as the regional director of programming and network operations for SportsChannel Ohio in Cleveland and Cincinnati from 1991-93. Under his direction, SportsChannel captured its first local Emmy Award for "Outstanding Sports Coverage" of Indians Baseball. He also spent time in management roles with Prime Cable of Chicago and Westinghouse Broadcasting, Inc.

In 1993, Lehr became director of broadcasting for the Cleveland Indians. During his tenure with the Indians, he oversaw the creation of the Indians Radio Network, negotiated broadcasting contracts and successfully engineered the formation of ballpark entertainment at Jacobs Field.

In 1996, he joined the Baltimore Orioles as vice president of marketing and broadcasting. While with the Orioles, Lehr was responsible for overseeing many facets of the organization including marketing, broadcasting, advertising, corporate partnerships, luxury suite sales, retail operations, on-line ventures, ballpark entertainment, publishing, fantasy camps, spring training operations, promotions and ticket sales. Under his leadership, the Orioles more than doubled their corporate sponsorship and broadcasting revenues while setting a franchise high in ticket sales. He was a member of both the marketing and advertising committees for Major League Baseball.

Immediately before joining Sharks Minor Holdings, he served as managing partner and co-founder of Power Plant Studios, a full-service marketing, management and communications group whose clients included Baseball Hall of Famer Cal Ripken Jr.

Lehr's commitment to the community has followed him in each city he has lived. He has been active for such charity groups as Big & Little Brothers, Cleveland Indians Charities, Orioles Foundation, American Lung Association, Grant-A-Wish, YMCA, Special Olympics, Cleveland Sports Commission and several other youth sports organizations.

A native of Chicago, Lehr earned a bachelor's degree in communications and political science from the University of Wisconsin-Madison.





## KEN CAVENEY

VICE PRESIDENT OF FINANCE

**K**en Caveney begins his ninth year as vice president of finance for Silicon Valley Sports & Entertainment and has been associated with the organization for 20 years. He has been employed by the organization since 1994, previously serving as tax manager and director of finance.

Caveney, 43, directs the financial reporting environment for all of SVS&E's properties including compliance with National Hockey League and City of San Jose reporting requirements. In addition, Caveney is responsible for the tax, budgeting, forecasting and financial modeling processes for the company.

From 1991-93, Caveney provided consultation services to the Sharks while with Deloitte & Touche, LLP. In 1993, he became recognized as a Certified Public Accountant in California.

Caveney has served as a volunteer consultant for more than 20 years through Junior Achievement's Applied Economics program, having worked in classrooms at various San Jose high schools including Pioneer, Santa Teresa, Gunderson and Valley Christian.

Born in San Francisco, Caveney was raised in Salinas. He earned an associate's degree from Hartnell College, a bachelor's in business from Cal Poly at San Luis Obispo and a master's degree in taxation from San Jose State University. Caveney currently serves on Cal Poly's Accounting and Law Advisory Council.



## ERIC MASTALIR

VICE PRESIDENT OF CORPORATE PARTNERSHIPS

**E**ric Mastalir enters his third season as vice president of corporate partnerships with Silicon Valley Sports & Entertainment, where he oversees all sponsorship sales and service efforts for SVS&E, including the San Jose Sharks, HP Pavilion Management, Sharks Ice at San Jose (the Sharks official training facility), Sharks Ice at Fremont, Oakland Ice Center operated by Sharks Ice, the SAP Open as well as select HP Pavilion events such

as Strikeforce Mixed Martial Arts.

In addition, he oversees the HP Pavilion suite sales and hospitality staff.

Mastalir spent 2005-08 with Maloof Sports & Entertainment, where he successfully led efforts to grow the organization's corporate sponsor base of the Sacramento Kings, Sacramento Monarchs (WNBA) and ARCO Arena. With a background boasting experience in both the corporate and agency world, Mastalir has worked in corporate sales and business development for companies such as adidas, Bausch & Lomb and LVMH. On the agency side at Omnicom, he has been involved in corporate sponsorships and marketing for companies wishing to leverage global sports and entertainment events. Mastalir has worked with clients on high-profile properties such as the Olympics, Super Bowl, Grammy Awards and the Sundance Film Festival.

Mastalir, 42, holds a bachelor's degree in philosophy from Stanford University, where he earned NCAA All-American honors in track and cross country. Mastalir is an active board member of the American Cancer Society of Santa Clara County. He resides in Mountain View, Calif. with his wife, Shannon, and their two children: Cameron and Myles.





## KENT RUSSELL

VICE PRESIDENT OF SALES AND MARKETING

**K**ent Russell enters his 15th season with Silicon Valley Sports & Entertainment, his 10th as vice president of sales and marketing. He joined the organization in September 1996 as director of ticket sales and promotions.

Russell oversees Ticket Sales, Service and Operations, Marketing, Advertising and Database Management as well as Event Presentation for the NHL's San Jose Sharks, SAP Open (ATP World Tour), Strikeforce Mixed Martial Arts, as well as select HP Pavilion events. He also manages SVS&E's Memphis, Tenn. properties: Regions Morgan Keegan Championships (ATP World Tour), Cellular South Cup (Sony Ericsson WTA Tour) and The Racquet Club of Memphis — a 188,000 square foot, full-service racquet, swim and fitness club. The club also features an elegant restaurant and bar, as well as extensive banquet facilities.

As the chief marketing officer for SVS&E, Russell oversees a variety of HP Pavilion events, and is also responsible for marketing and selling HP Pavilion to the entertainment, sporting and event industries — as the top facility in Northern California — at which to entertain, play and compete.

Russell serves as a board member for the San Jose Silicon Valley Chamber of Commerce — a coalition of businesses representing more than a quarter of a million jobs across every sector of the economy. He also serves on the Board of Directors for the San Jose Downtown Association, which represents business and property owners and works to enhance downtown's vitality and livability.

Before joining SVS&E, he spent three years with the NFL's Los Angeles Rams as director of sales and marketing, where his responsibilities included ticket sales, marketing, advertising and corporate sponsorships. His experience also includes stints as vice president of sales and promotions for the Arena Football League's Anaheim Piranhas as well as general manager of several franchises in the Major Indoor Soccer League.

A native of Cleveland, Russell earned a bachelor's degree in communications from Ohio University and a master's degree in sports administration from The Ohio State University.

Russell and his wife, Mary, recently celebrated their 26th wedding anniversary and reside in San Jose.



## RICH SOTELO

VICE PRESIDENT OF BUSINESS OPERATIONS

**R**ich Sotelo enters his 18th year with Silicon Valley Sports & Entertainment and his 11th as vice president of building operations. From 1995-99, he served as director of operations for San Jose Arena Management.

Sotelo, 53, oversees various aspects of HP Pavilion at San Jose's Building Operations Department, including audio/visual, engineering, security, conversion, cleaning, facility enhancements and construction projects. In addition, Sotelo is responsible for coordinating the facility's Emergency Response Contingency Planning and, utilizing his past knowledge and involvement with labor union negotiations, he is HP Pavilion at San Jose's liaison and main negotiator in handling all collective bargaining agreements with the various unions.

With a 28-year background in engineering and facility operations, Sotelo, who began his career at San Jose Arena after initially being hired in 1993 by Johnson Controls, also possesses an intricate understanding of the building's inner workings. He has extensively handled equipment and facility shakedown, developed a vast knowledge of arena equipment and facilities, implemented the process to inspect and catalog all equipment locations and continues to monitor all maintenance needs.

His experience was invaluable in managing HP Pavilion at San Jose improvement projects such as the installation of an additional ice making chiller, installation of dehumidification equipment and the challenging placement of the HP Pavilion signs that adorn both entrances and the roof.

In the summer of 2007, Sotelo oversaw the ambitious, \$17.5-million capital upgrades project to HP Pavilion that included the new, multi-level Daktronics LED scoreboard, LED full color fascia display, a state-of-the-art seating area sound system, acoustic panels, roof-rigging weight capacity increase, a new HDTV control room and an additional concourse level suite.

In addition to onsite building projects, he worked on and oversaw two separate expansion and renovation projects of Sharks Ice at San Jose, which included the addition of a multi-million dollar, 58,000-square foot training and practice facility for the Sharks in August 2000 and a fourth sheet of ice in 2005. The facility is now the largest ice facility under one roof west of the Mississippi River. In addition, the facility added Stanley's, a 5,400 square-foot sports bar which overlooks three of the four ice surfaces and boasts 11 flat-screen plasma televisions and a state-of-the-art sound system.

A native Californian, Sotelo was raised in San Leandro and attended Chabot College in Hayward. Sotelo is on the board of directors for the San Jose Sports Hall of Fame.





## WAYNE THOMAS

VICE PRESIDENT AND ASSISTANT GENERAL MANAGER

**W**ayne Thomas recently completed his 14th season as assistant general manager and his ninth as vice president, providing Executive Vice President and General Manager Doug Wilson with an experienced, versatile and valuable assistant.

Thomas, 62, is well versed in all aspects of the National Hockey League, garnering experience from his 40 years of being a player, head coach, assistant coach, advance scout and executive. Before his promotion in March 1996, he was in his third season as Sharks assistant coach and assistant to the general manager.

An Ottawa, Ontario native, Thomas is intimately involved with all aspects of the Sharks on- and off-ice operations, including evaluating players on the Sharks reserve list with special emphasis on goaltenders, scouting other NHL teams and taking an active role in contract negotiations and player personnel matters.

In addition, Thomas serves as the general manager of the American Hockey League's Worcester Sharks (the organization's top development affiliate) and also supervises the relationship between the organization and its other player development teams, including the ECHL's Stockton Thunder. Last season, with one of the youngest teams in the AHL, Worcester finished as Atlantic Division Champions and second in the overall in the Eastern Conference, advancing to the AHL Eastern Conference Semifinals.

For the past seven seasons, Thomas has also taken on a more advanced, day-to-day role in working with the Sharks goaltenders on-and-off the ice. He also oversees the work of Goaltending Development Coach Corey Schwab, who handles goaltending coaching duties for Sharks prospects in Worcester, Stockton and other amateur leagues.

Thomas serves an important role as a liaison between the coaches, training staff and the hockey department, facilitates the interaction of hockey department personnel within the organization, coordinates the construction of the NHL pre- and regular season schedules, assists the efforts of the Sharks scouting staff and coordinates a variety of front office administrative matters.

Under Thomas' direct supervision and following the franchise's goal of developing players from within, the Sharks AHL affiliate system has produced a number of key players on the Sharks current roster which were acquired through the NHL Entry Draft including Ryane Clowe, Logan Couture, Jason Demers, Thomas Greiss, Jamie McGinn, Douglas Murray Joe Pavelski and Devin Setoguchi.

In his role as Sharks assistant coach from 1993-96, Thomas assisted with game strategy, advance scouting of opponents and performed individual work with the Sharks goaltenders. In addition, he collaborated with the general manager on a year-round basis regarding administrative matters.

Thomas joined the Sharks coaching and management staff for the 1993-94 season after spending three seasons (1990-93) as an assistant coach with the St. Louis Blues. Thomas also served in that capacity with the Chicago Blackhawks in 1987-88 and was head coach at Peoria (International Hockey League) from 1988-90 and at Salt Lake City from 1985-87. His 1985-86 squad captured the IHL's Turner Cup Championship.

A former NHL goaltender, his playing career consisted of 243 games over nine seasons, including stints with Montreal, Toronto and the New York Rangers. Thomas was a member of the Canadiens 1972-73 Stanley Cup Championship squad. Additional career highlights included being selected to and getting the win at the 1976 NHL All-Star Game as a member of the Maple Leafs, posting 10 career shutouts — including one in his first NHL start — and a lifetime goals-against average of 3.34. After his retirement in 1981, Thomas spent four seasons as an assistant coach with the Rangers.

Thomas has a bachelor's degree in physical education from the University of Wisconsin, where he played three years of hockey from 1967-70.





## JOE WILL

DIRECTOR OF HOCKEY OPERATIONS

**J**oe Will, 46, begins his sixth season as director of hockey operations. Will has been a member of the Sharks organization since its inception in July 1990, serving as scouting coordinator and assistant to the general manager before his promotion.

Will works closely with Executive Vice President and General Manager Doug Wilson on all daily departmental functions and his primary responsibilities include contract research and negotiations, scouting operations, fiscal planning and salary cap analysis and hockey administration. He's the lead coordinator and planner for the Sharks training camp scouting meetings and scouting conference calls each season.

One of his most important duties involves the tracking, analyzing and projecting of the team's player payroll relative to the current and future National Hockey League salary cap to prevent the team from becoming financially handcuffed.

Will also works with the organization's professional scouts and management team in player research for expansion, waivers, free agency and trades. His expert analysis of economic trends in the NHL has led to the Sharks acquisition and retention of key veteran players over the years.

The Bloomington, Minn. native also works with Director of Scouting Tim Burke in the development and implementation of draft prospect testing, draft table operations and computer scouting analysis. He's an integral part of draft-day strategy that has acquired players such as Jonathan Cheechoo. Without his coordinating efforts, the team would not have drafted 2001 Calder Memorial Trophy winner Evgeni Nabokov in 1994. In addition, he developed the Sharks computer scouting program that pioneered the advent of scouting programs used throughout the NHL.

Before joining San Jose, Will spent six years in the Minnesota North Stars organization in various capacities.



## TODD MCLELLAN

HEAD COACH

**T**odd McLellan recently completed his second season as the Sharks head coach, becoming just the third coach in National Hockey League history to record 50-plus wins in his first two seasons. Overall, his NHL coaching record stands at 104-38-22.

In 2009-10, McLellan led the Sharks to a first place finish in the Western Conference, a third consecutive Pacific Division title and a berth in the Western Conference Final. The team finished in the top-five among all NHL teams in goals per game (3.13), power play (21.0 percent), penalty killing (85.0), faceoff percentage (55.6) and even-strength goal differential (plus-32).

In 2008-09, McLellan, 42, was named as a finalist for the Jack Adams Trophy and became just the sixth NHL coach (and first since 1990) to lead his team to the Presidents' Trophy for the best overall regular season record (53-18-11) in his first season behind the bench. Only Tom Johnson's 1970-71 Boston Bruins won more home games (33) than McLellan's Sharks (32) and the team's 53 wins placed him tied for second behind Johnson (57 wins) for most overall coaching wins by a rookie head coach. In addition, McLellan's .713 points percentage ranks third all-time among first year bench bosses with at least 80 games coached.

Named as the eighth head coach in San Jose Sharks franchise history on June 12, 2008, the 2008-09 Sharks collected 52 points through the first 30 games of the season (32-5-4, an NHL record) and began the season 20-0-2 at HP Pavilion. They were the only team in the League to be in the top-five of each of the following categories: power play (third, 24.2 percent), penalty kill (fifth, 83.3), shots for (third, 33.2), shots against (first, 27.2) and faceoffs (second, 53.8).

Before joining San Jose, McLellan spent three seasons as an assistant coach under Mike Babcock with the Detroit Red Wings. During that span, no NHL team won more games (162) or earned more standings points (352) than Detroit. One of McLellan's key responsibilities was working with the Red Wings power play, which finished third in the NHL in 2007-08 (20.7) and first in 2005-06 (22.1).

In his five seasons coaching in the NHL with San Jose and Detroit, McLellan's teams have won one Stanley Cup (2008 with Detroit), three Presidents' Trophies (2006 and 2008 with Detroit – finishing second overall in 2007, tying the Buffalo Sabres for first in points (113) but having three fewer wins – and 2009 with San Jose), three appearances in the Western Conference Final (2007 and 2008 with Detroit, and 2010 with San Jose) and five division titles.

Before being hired in Detroit, McLellan spent four seasons as head coach of the Houston Aeros in the American Hockey League, including capturing the 2003 Calder Cup Championship. Under his guidance, McLellan led the Aeros to a 154-111-37-18 mark (.567 winning percentage). He was named 2003 Minor Coach of the Year by The Hockey News and also was selected to coach two AHL All-Star Games during his tenure in Houston.

In 2000-01, he was the head coach of the Cleveland Lumberjacks of the International Hockey League, posting a 43-32-7 record.





From 1994-95 through 1999-00, McLellan coached the Swift Current Broncos of the Western Hockey League, where he also served as general manager in his final four seasons. He was named 2000 WHL Coach of the Year and 1997 WHL Executive of the Year. The team captured division titles in 1996 and 2000.

In his 15 years of serving as a head and assistant coach, McLellan's teams have never missed the postseason.

McLellan, a native of Melville, Saskatchewan, played his junior hockey with Saskatoon (WHL) and was drafted by the New York Islanders in the fifth round (106th overall) in the 1986 NHL Entry Draft. He played parts of two seasons with Springfield in the AHL and played in five games with the Islanders in 1987-88, posting two points (one goal, one assist) before a shoulder injury ended his career.

McLellan and his wife, Debbie, have two sons: Tyson and Cale.



*Under Todd McLellan, the Sharks have finished first in the Western Conference for two straight seasons.*

#### HEAD COACHING RECORD OF TODD MCLELLAN

SEASON	TEAM	LGE	REGULAR SEASON						PLAYOFFS		
			W	L	T	O/T	W%	P%	W	L	W%
1994-95	Swift Current	WHL	31	34	7	--	.430	.479	2	4	.333
1995-96	Swift Current	WHL	36	31	5	--	.500	.534	2	4	.333
1996-97	Swift Current	WHL	44	23	5	--	.611	.645	6	4	.600
1997-98	Swift Current	WHL	44	19	9	--	.611	.673	7	5	.583
1998-99	Swift Current	WHL	34	32	6	--	.472	.513	2	4	.333
1999-00	Swift Current	WHL	47	18	4	3	.652	.701	6	6	.500
2000-01	Cleveland	IHL	43	32	0	7	.524	.567	0	4	.000
2001-02	Houston	AHL	39	26	10	5	.487	.581	8	6	.571
2002-03	Houston*	AHL	47	23	7	3	.587	.650	15	8	.652
2003-04	Houston	AHL	28	34	14	4	.350	.462	0	2	.000
2004-05	Houston	AHL	40	28	6	6	.500	.575	1	4	.200
<b>2008-09</b>	<b>San Jose</b>	<b>NHL</b>	<b>53</b>	<b>18</b>	<b>-</b>	<b>11</b>	<b>.646</b>	<b>.713</b>	<b>2</b>	<b>4</b>	<b>.333</b>
<b>2009-10</b>	<b>San Jose</b>	<b>NHL</b>	<b>51</b>	<b>20</b>	<b>-</b>	<b>11</b>	<b>.622</b>	<b>.689</b>	<b>8</b>	<b>7</b>	<b>.533</b>

\* — won AHL Championship

#### ASSISTANT COACHING RECORD OF TODD MCLELLAN (UNDER MIKE BABCOCK)

Season	Team	LGE	REGULAR SEASON						PLAYOFFS		
			W	L	T	OTL	W%	P%	W	L	W%
2005-06	Detroit	NHL	58	16	0	8	.707	.756	2	4	.333
2006-07	Detroit	NHL	50	19	0	13	.609	.689	10	8	.555
2007-08	Detroit*	NHL	54	21	0	7	.658	.701	16	6	.727

\* — won Stanley Cup

#### PLAYING CAREER OF TODD MCLELLAN — CENTER

BORN: October 3, 1967 in Melville, Saskatchewan

Season	Team	LGE	REGULAR SEASON					PLAYOFFS				
			GP	G	A	PTS	PIM	GP	G	A	PTS	PIM
1983-84	Saskatoon	WHL	50	8	14	22	15	--	--	--	--	--
1984-85	Saskatoon	WHL	41	15	35	50	33	3	1	0	1	0
1985-86	Saskatoon	WHL	27	9	10	19	13	13	9	3	12	8
1986-87	Saskatoon	WHL	60	34	39	73	66	6	1	1	2	2
1987-88	NY Islanders	NHL	5	1	1	2	0	--	--	--	--	--
	Springfield	AHL	70	18	26	44	32	--	--	--	--	--
1988-89	Springfield	AHL	37	7	19	26	17	--	--	--	--	--
	<b>NHL TOTALS</b>		<b>5</b>	<b>1</b>	<b>1</b>	<b>2</b>	<b>0</b>	<b>--</b>	<b>--</b>	<b>--</b>	<b>--</b>	<b>--</b>





## TRENT YAWNEY

ASSISTANT COACH

**V**eteran National Hockey League coach Trent Yawney enters his third season with San Jose as an assistant coach on Head Coach Todd McLellan's staff. Yawney's primary responsibilities are working with the team's defensemen and penalty killing units, both of which made significant strides under his guidance last season.

In 2009-10, San Jose finished fifth in the NHL in penalty killing (85 percent) and allowed the eighth-fewest goals per game (2.55).

Along with the support of the coaching staff, Yawney succeeded in getting the Sharks defensemen more involved in the team's offensive attack.

The team's blueliners set franchise records in 2008-09 for most points (203), shots (816) and power play goals (22). In addition, the Sharks became just the fourth team in NHL history to have four defensemen post 30 or more assists in a single season (Dan Boyle, 41; Rob Blake, 35; Christian Ehrhoff, 34; Marc-Edouard Vlasic, 30).

Before joining the Sharks, Yawney, 44, spent the 2007-08 season as a scout for the Anaheim Ducks in their Stanley Cup-winning season. He also served as head coach of Team Canada at the 2007 World Under-18 Championships.

A native of Hudson Bay, Saskatchewan, Yawney spent 14 seasons with the Blackhawks organization, most recently having served as the 35th head coach in franchise history from 2005-07. He posted a 33-55-15 record in just over one season as Chicago's bench boss.

Before serving as head coach with the Blackhawks, Yawney was the head coach for their American Hockey League affiliate, the Norfolk Admirals, for five seasons. Under Yawney's guidance, Norfolk posted a 189-144-42-25 regular season record over five seasons while winning back-to-back South Division titles in 2001-02 and 2002-03. The Admirals made five consecutive playoff appearances and advanced to the conference semifinals twice while seeing more than 50 players advance to the Blackhawks during that span. Yawney was honored by The Hockey News as their 2003-04 "Minor Pro Coach of the Year."

Yawney's coaching experience began during the 1998-99 season. He appeared in 20 games with the Blackhawks before suffering a broken arm in January. Out for the season due to the injury, Yawney began assisting the Blackhawks coaching staff on an informal basis. Upon being named head coach in February, Lorne Molleken formally named Yawney an assistant coach on Feb. 22, 1999.

Yawney played in 593 NHL games over 12 seasons with Chicago, Calgary and St. Louis. The defenseman collected 129 points (27 goals, 102 assists) along with 783 penalty minutes. He also appeared in 60 postseason contests, helping lead the Blackhawks to the 1989 and 1990 Western Conference Finals. Yawney was named as captain for Team Canada in the 1988 Winter Olympics. He was originally drafted by the Blackhawks in the third round (45th overall) of the 1984 NHL Entry Draft.

Yawney was teammates in Chicago with Executive Vice President and General Manager Doug Wilson from 1987-91 and former Sharks forward Jeremy Roenick from 1988-91. He was also teammates with McLellan from 1983-85 on the Western Hockey League's Saskatoon Blades.

Yawney and his wife, Char, have two children: Ashley and Connor.





## MATT SHAW

### ASSISTANT COACH

**A** former assistant coach with Todd McLellan on the American Hockey League's Houston Aeros, Matt Shaw enters his second season as an assistant coach. He joined the Sharks in July 2009.

Before joining the Sharks, Shaw spent two seasons (2007-09) with the Minnesota Wild on former Head Coach Jacques Lemaire's staff. He served as assistant coach for the 2008-09 season after spending 2007-08 as the team's video coach. Shaw's duties with the Wild included video responsibilities, pre-scouting opposing teams and in-game analysis and adjustments.

Shaw has been behind the bench for more than 1,000 professional and collegiate hockey games in his coaching career and spent seven seasons as an assistant coach for the Aeros, including 2001-05 as McLellan's assistant, before joining the Wild. He also served as assistant general manager for Houston. Shaw helped lead the Aeros to a record of 273-215-74 (.552), including the 2003 Calder Cup, in his seven years with the organization.

Before joining Houston, Shaw served as head coach of the Quad City Mallards of the United Hockey League (UHL) in 1999-00, leading the team to a 53-16-5 record and a trip to the UHL Finals. He also spent two seasons as an assistant coach in Quad City from 1995-97 and they won the 1996-97 UHL Championship. Shaw was also an assistant coach for the Chicago Wolves of the International Hockey League (IHL) in 1998-99 and served as head coach of the ECHL's Mobile Mysticks in 1997-98.

The Phoenix, Ariz. native began his coaching career with his alma mater, Colorado College, where he served as an assistant coach for the Tigers from 1989-92. His primary responsibilities were coordinating practices and recruiting. During his tenure, Shaw was the youngest recruiter in NCAA Division I.

He played 138 collegiate games as a defenseman with U.S. International University (1985-88) and Colorado College (1988-89) and was a tri-captain with the Tigers during his senior season and earned All-WCHA Honorable Mention.



## JAY WOODCROFT

### ASSISTANT COACH

**J**ay Woodcroft begins his third season in San Jose as an assistant coach and sixth in the National Hockey League.

Woodcroft's primary responsibilities include designing penalty kill schemes alongside fellow Assistant Coach Trent Yawney (fifth in the NHL in 2009-10), working with the team's centers on faceoff theory/technique (first in 2009-10), pre-scouting the opposition with his fellow coaches and on-ice skill development work with individual players. As the "eye in the sky" during games, Woodcroft's analysis helps the coaching staff make necessary in-game adjustments.

Woodcroft, 34, spent three seasons alongside Sharks Head Coach Todd McLellan with the Detroit Red Wings (2005-08) as video coach, including their 2008 Stanley Cup Championship season.

In five seasons in the NHL, Woodcroft has been a part of teams that have won 266 regular season games, five Western Conference regular season titles (three Central Division and two Pacific Division Championships), three Presidents' Trophies, 38 playoff games and one Stanley Cup.

Woodcroft joined the Red Wings following a six-year minor league career. He spent the 2004-05 season in Germany playing for the Stuttgart Wizards and, in his career, played with the Corpus Christi Rayz (CHL), Flint Generals (UHL), Anchorage Aces (WCHL), Missouri River Otters (UHL) and Jackson Bandits (ECHL).

The Toronto, Ontario native spent four seasons on a full scholarship with the University of Alabama-Huntsville, where he was an Academic All-American and graduated Summa Cum Laude with a degree in finance.

Woodcroft and his wife, Jaclynn, reside in San Jose.





## COREY SCHWAB

### GOALTENDING DEVELOPMENT COACH

Former National Hockey League goaltender and Stanley Cup-winner Corey Schwab enters his third season as the goaltending development coach for the San Jose Sharks.

Schwab, 39, handles the bulk of the goaltending coaching duties for Sharks prospects in Worcester (AHL), Kalamazoo (ECHL) and amateur leagues and will work closely with Wayne Thomas, whose responsibilities as the vice president and assistant general manager of the

San Jose Sharks and general manager of the Worcester Sharks include coaching the goaltenders at the NHL level.

Schwab spent three seasons (2005-08) as associate goaltending coach and scout for the Tampa Bay Lightning, where he reported to Tampa Bay assistant coach and former goaltender Jeff Reese and worked with the organization's goaltenders in Springfield (AHL), Norfolk (AHL) and Johnstown (ECHL), as well as the organization's goaltending prospects.

The North Battleford, Saskatchewan native also served as one of the team's goaltending scouts and collected detailed information on all other team's goaltenders and goaltending prospects while assisting with scouting draft-eligible goaltenders.

A veteran of 147 regular season games with New Jersey, Tampa Bay, Vancouver and Toronto over his eight-year NHL career, Schwab posted a 42-63-13 record with a 2.89 goals-against average and a .896 save percentage, along with six shutouts. Schwab was a member of the 2003 Stanley Cup Champion New Jersey Devils, as well as the 1995 Calder Cup Champion Albany River Rats.

Schwab and his wife, Debbie, have two sons: Austin and Brady.



## MIKE RICCI

### DEVELOPMENT COACH

One of the most beloved players to ever don a Sharks sweater, Mike Ricci enters his third season as development coach following one season as an advisor to San Jose's Hockey Operations Department.

In this role, Ricci, 39, works with Head Coach Todd McLellan and his staff to provide on-ice instruction and assistance when the team is at home and will also work closely with

Scout Bryan Marchment, visiting and working with the Sharks prospects in Worcester and various junior teams.

Ricci finished his stellar, 16-year National Hockey League career in 2007 after notching 605 points (243 goals, 362 assists) and 979 penalty minutes in 1,099 games with Philadelphia, Quebec/Colorado, San Jose and Phoenix. He also added 66 points (23 goals, 43 assists) in 110 Stanley Cup Playoff games. Ricci won a Stanley Cup with Colorado in 1996.

His 263 points (101 goals, 162 assists) with San Jose ranks eighth on the Sharks all-time list and his 529 games place him fifth all-time. In 59 Stanley Cup Playoff games with San Jose, Ricci ranks fifth with 33 points (14 goals, 19 assists) and his 59 postseason games ranks third in Sharks history.

Ricci was originally selected by the Philadelphia Flyers in the first round (fourth overall) of the 1990 NHL Entry Draft. In June 1992, he was part of the blockbuster trade between Philadelphia and the Quebec Nordiques that saw the Flyers trade Ricci, Ron Hextall, Peter Forsberg, Steve Duchesne, Kerry Huffman, Chris Simon, first round selections in the 1993 and 1994 NHL Entry Drafts and \$15 million to the Nordiques in exchange for Eric Lindros.

Ricci was acquired by the Sharks on Nov. 21, 1997, along with a second round selection in the 1998 NHL Entry Draft, in exchange for Shean Donovan and a first round selection in the 1998 NHL Entry Draft.



Mike Ricci played for the Sharks from 1997-04.





## TIM BURKE

DIRECTOR OF SCOUTING

**D**irector of Scouting Tim Burke enters his 14th season as the head of the Sharks scouting department.

Burke, 55, coordinates and oversees the Sharks efforts in the National Hockey League's annual Entry Draft while working closely with Executive Vice President and General Manager Doug Wilson and his staff. In addition to being the principal decision-maker at the draft table, Burke is also responsible for evaluating amateur talent at every level in all North American and European leagues and supervises all aspects of the club's amateur scouting efforts.

Burke's hard work and keen decision making, coupled with the talents of his competent staff at evaluating players, has produced admired results. Burke's selection process has helped the Sharks create a solid foundation of talented players from which to build the franchise around — including Patrick Marleau (1997), Douglas Murray (1999), Ryane Clowe (2001), Joe Pavelski (2003), Thomas Greiss (2004), Torrey Mitchell (2004), Devin Setoguchi and Marc-Edouard Vlasic (2005), Jamie McGinn (2006) and Logan Couture (2007), all of whom played prominent roles in the Sharks recent seasons.

Since the 2003-04 season, the Sharks rank second in regular season points (642, 291-135-66 record), second in wins among all NHL teams and has nearly posted six consecutive 100-point seasons (2003-04 – 104; 2005-06 – 99; 2006-07 – 107; 2007-08 – 108, 2008-09 – 117; 2009-10 – 113), an average of 108 points per season.

In 2009-10, the team captured their second straight Western Conference regular season championship and their fifth Pacific Division title (third consecutive). San Jose finished in the top-five in the League in power play percentage (21.0 percent, T-4th), penalty killing (85.0, fifth), goals for per game (3.13, fourth) and faceoff percentage (55.6, first).

A member of the Sharks scouting department since the 1992-93 campaign, Burke was promoted to his current position on June 4, 1996. Before his promotion, Burke served as director of professional scouting from 1992-96 and evaluated talent throughout all North American professional leagues and assisted with amateur scouting.

From 1987-92, he spent five seasons in the New Jersey Devils organization, serving in several capacities, including as a Devils assistant coach, head coach for the American Hockey League's Utica Devils and as a pro scout. Burke was also an assistant coach at Princeton University from 1984-86.

A former defenseman, Burke was selected by the Montreal Canadiens in the seventh round (124th overall) of the 1975 NHL Entry Draft and by the Chicago Cougars in the second round (25th overall) of the 1974 World Hockey Association Entry Draft. He was a four-year letterman in both hockey and baseball at the University of New Hampshire, where he was named to the NCAA's All-America hockey team after his senior campaign.

He played seven years of professional hockey following his outstanding collegiate career, including three seasons (1977-80) with the Nova Scotia Voyageurs, the Canadiens AHL affiliate, and one season with Jokerit Helsinki in the Finnish Elite League.



*Director of Scouting Tim Burke (right) has played a major role in the drafting of many core Sharks players.*





## JOHN FERGUSON

DIRECTOR OF PRO SCOUTING

Entering his third season as the Sharks director of pro scouting is National Hockey League front office veteran John Ferguson. He joined Executive Vice President and General Manager Doug Wilson's staff in September 2008.

Ferguson works closely with Wilson and Director of Scouting Tim Burke analyzing and evaluating professional hockey players at the NHL and American Hockey League levels.

Before joining the Sharks, Ferguson, 42, spent four-plus seasons as vice president and general manager of the Toronto Maple Leafs. During his tenure, the Maple Leafs set single-season franchise records for most points (103, 2003-04), wins (45-tied, 2003-04), home wins (26, 2005-06) and most road wins (23, 2003-04). He compiled an overall record of 145-110-10-30, including three, 40-plus win and 90-plus point seasons. His .559 winning percentage is the second-highest among all general managers in Maple Leafs history.

Ferguson also served on the management team of Team Canada, working alongside Steve Yzerman, for their undefeated, gold-medal winning campaign at the 2007 IIHF World Championships, the youngest-ever squad to win a World Championship.

Before working in Toronto, Ferguson spent seven seasons (1997-03) with the St. Louis Blues organization, including five as assistant general manager before being promoted to vice president and director of hockey operations in February 2001. There, he worked closely with Senior Vice President and General Manager Larry Pleau in managing all facets of the Blues hockey operations department, including analyzing and negotiating player contracts, evaluating professional and amateur players in North America and Europe and serving as president and general manager of the Worcester IceCats, the team's American Hockey League affiliate.

The team made the Stanley Cup Playoffs in each of his seven seasons with the hockey department, including a trip to the 2001 Western Conference Finals and a Presidents' Trophy in 2000.

Before working in St. Louis, Ferguson was an amateur and professional scout with the Ottawa Senators organization from 1993-96 and was as a player agent during the 1996-97 season.

A 12th round (247th overall) selection of the Montreal Canadiens in the 1985 NHL Entry Draft, Ferguson played four professional seasons with Sherbrooke, Fredericton and New Haven of the AHL. He was alternate captain of the 1992 Fredericton team that won the AHL regular season championship and was named the team's "unsung hero" in consecutive years (1991 and 1992).

Ferguson played collegiately at Providence where he served as an assistant captain, was an Academic All-American and graduated Magna Cum Laude with a degree in business administration in 1989. Following his professional hockey career, he enrolled at Suffolk University Law School, where he graduated Cum Laude. Ferguson was admitted to the Massachusetts State Bar in 1996.

The Montreal, Quebec native is the son of the late five-time Stanley Cup champion and former NHL general manager John Ferguson, who spent 11 seasons with the San Jose Sharks Hockey Department.



## GILLES COTE

SCOUT

Returned to the Sharks scouting staff for the 2002-03 season and concentrates scouting efforts in junior leagues in Quebec...previously served as a scout for the Sharks from 1997-99...served as director of player personnel for Acadie-Bathurst (QMJHL) from 2001-02...was general manager and a member of the ownership group for Chicoutimi (QMJHL) from 1999-00...spent 1996-97 season as general manager for Drummondville (QMJHL)...scouted the Quebec area for the Washington Capitals for 11 seasons (1985-96)...vice president of the Quebec Ice Hockey Federation from 1982-85...served on coaching staff of Midget "AAA" champions of Montreal-Laval and the Laurentian regions...general manager of the Midget "AA" elite in the Laval region from 1982-84...a former president of the Laval Est Sports Association for 17 years...was a founding director of the Montreal Minor Hockey League...organized and coordinated the first World Championship for under 17-year olds...brought home the Bantam championship for the city of Montreal in 1967.





## PAT FUNK

### SCOUT

Responsible for scouting all of Western Canada, U.S. juniors, U.S. colleges and high schools...scouting experience with Sharks since inception in 1991-92...also scouted for the New York Rangers and Minnesota North Stars from 1982-91...served as a coach at the high school and college level in Minnesota for 21 years, where he also taught physical education and health in the St. Paul Public School system...received his bachelor's degree from University of St. Thomas, in addition to performing graduate work at University of St. Thomas and Minnesota State University-Mankato...resides in Minnesota with wife Candace...their two sons, Matt and John, and daughter, Liz, are all coaching at the high school level.



## JACK GARDINER

### SCOUT

Joined Sharks in 2004 and is entering his 31st year as a professional National Hockey League scout...focuses his efforts in the eastern U.S....worked as a scout for the St. Louis Blues from 2000-03...spent 19 years with the Toronto Maple Leafs...responsibilities included ranking and rating amateur prospects and covering all summer camps, high school and college tournaments...worked at the Central Scouting Bureau, where he ranked and rated all amateur players for draft and reported directly to NHL Senior Vice President of Hockey Operations Jim Gregory...was a professional football scout...received advanced graduate degree from Boston State College and a master of science degree from Boston's Suffolk University.



## DIRK GRAHAM

### SCOUT

The 1991 Selke Trophy winner enters his third season as a professional scout with San Jose...served as professional scout for the Tampa Bay Lightning from 2006-08...was the head coach of the American Hockey League's Springfield Falcons in 2004-06...spent several years in the hockey department of the Chicago Blackhawks, including being head coach (1998-99), a scout (1997-98) and an assistant coach (1995-96)...played 12 National Hockey League seasons and 772 games, primarily with Chicago, but began his career with the Minnesota North Stars in 1983-84...scored at least 20 goals six times, helped Chicago reach the 1992 Stanley Cup Finals and served as the team's captain from 1989-95...posted a career-high 78 points (33 goals, 45 assists) in 80 games in 1988-89...played in 90 Stanley Cup Playoff games, posting 44 points (17 goals, 27 assists)...an inspirational leader on-and-off the ice and was an exemplary worker on both specialty teams...Regina, Saskatchewan native originally selected by Vancouver in the fifth round (89th overall) of the 1979 NHL Entry Draft.



## ROB GRILLO

### SCOUT

Joined the Sharks scouting staff in 1992...primarily covers amateur players at the college, junior and high school levels in the United States, as well as all of Ontario...before joining the Sharks, spent time as head coach and general manager of the Waterloo Blackhawks of the United States Hockey League...was a part-time scout for the Minnesota North Stars and served as an assistant coach at the high school level in Minnesota...played his college hockey at Augsburg College...had a brief stint in minor pro hockey, then turned his focus and attention to coaching and then scouting...originally from Minnesota, now resides in the Detroit area...married and has two children, Brandon and Briana.





## BRIAN GROSS

### SCOUT

Enters his 14th season with San Jose...concentrates scouting efforts in Western Canada and Northeastern U.S....spent two seasons as director of scouting with the Regina Pats of the Western Hockey League and was responsible for talent evaluation throughout the WHL for purposes of trades and Western Canada for the Bantam Draft...has nearly 20 years scouting experience in the WHL...assisted with drafts and trades while scouting with the Kelowna Rockets and Spokane Chiefs...spent time as a player in intermediate and senior hockey and coached a number of teams in the local area and was also vice president and director of several local minor hockey boards.



## SHIN LARSSON

### SCOUT

Enters his third season as a Sharks scout...his primary focus is in home country of Sweden...previously worked in the scouting department for the Atlanta Thrashers from 2006-08...represented Japan at several international tournaments including the 1998 Olympic Games, where he posted five points (two goals, three assists) in four games...scored the game-winning shootout goal for Japan's victory over Austria in Olympic play...played hockey professionally in Sweden, Japan, France and England...played for the Japanese national team from 1995-02...won five league championships in the Japan Ice Hockey League with Kokudo...led the JIHL in scoring in 1997-98...played one season with Verdun in the Quebec Major Junior Hockey League in 1993-94 and one season with Leksands in the Swedish Elite League in 1992-93...he and his wife, Linda, have two sons (Nils and Erik).



## BRYAN MARCHMENT

### SCOUT

One of the most feared hitters and intimidating players in National Hockey League history, begins his fourth season as a scout who will also assist in player development...based in the Toronto area, duties include working with players in San Jose and the team's American Hockey League affiliate at Worcester, as well as scouting Sharks prospects at the college and Canadian major junior levels...also serves as an advisor to the hockey operations department...played in 926 NHL games over 17 seasons with Winnipeg, Chicago, Hartford, Edmonton, Tampa Bay, San Jose, Colorado, Toronto and Calgary and posted 182 points (40 goals, 142 assists) and 2,307 penalty minutes...In 334 games with San Jose (sixth-most among Sharks franchise blueliners and tied for 17th among all Sharks players), scored 66 points (15 goals, 53 assists) and 706 penalty minutes (third-most in franchise history)...“Mush” was acquired by San Jose from Tampa Bay on March 24, 1998 and was originally selected by the Winnipeg Jets in the first round (16th overall) of the 1987 NHL Entry Draft.



## KAREL MASOPUST

### SCOUT

Former defenseman with the Czechoslovakian National Team...a member of the silver medal-winning Czechoslovakian team at the 1968 Olympics...joined Sharks in 1993...scouts all European leagues with an emphasis in the Czech Republic and Slovakia.



## JASON ROWE

### SCOUT

Enters his third season as a scout for the Sharks...worked in a part-time scouting role with the Carolina Hurricanes organization in 2007-08...main responsibility will be to scout the northeastern part of the American Hockey League...is the son of Tom Rowe, current assistant coach of the Carolina Hurricanes, who also is a seven-year National Hockey League veteran and former head coach of the AHL's Lowell Lock Monsters and Albany River Rats.





## ARTHUR TING, M.D.

### TEAM PHYSICIAN

Heading up the Sharks medical staff for the 20th consecutive season is Arthur Ting, M.D., an experienced and established figure in Bay Area sports medicine. The San Francisco native directs a talented staff of medical specialists devoted to the treatment and prevention of the Sharks organization's sports-related injuries.

Ting is currently a practicing orthopedic surgeon at the Fremont Sports Therapy and Surgery Center, which is responsible for the medical treatment of many Bay Area professional sports organizations, including the Oakland Raiders.

In addition to his work with the Sharks, Ting has also served as the head physician for several major professional sports organizations at HP Pavilion at San Jose, including the National Lacrosse League's San Jose Stealth (2005-07) and the 2007 Arena Football League Champion San Jose SaberCats. Also the chief medical officer for the U.S. Moto GP and at Laguna Seca, Ting is chief medical physician for the East/West Shrine Game and serves as a consultant to Yamaha Motor Sports.

His extensive work with Bay Area amateur athletes includes being team physician for Menlo College, Cañada Community College and numerous high schools throughout the Bay Area.

Ting was the head physician for the U.S. Track & Field squad at the 1990 Goodwill Games in Seattle, the 1993 Pan Am Games and a 1994 dual meet against Great Britain. He was a member of the medical staff at the 1984 Summer Olympics in Los Angeles and at the U.S. Olympic Trials in 1988 and 1992.

Ting received his medical degree from St. Louis University, completing an orthopedic residency at the University of Southern California Medical Center in Los Angeles. He completed a fellowship in sports medicine at the Kerlan-Jobe Orthopedic Clinic in Inglewood, Calif.



## RAY TUFTS, ATC

### HEAD ATHLETIC TRAINER

In his 15th season with the San Jose Sharks as head athletic trainer is Ray Tufts, who provides Sharks players with both long-term medical care for serious injuries needing rehabilitation as well as maintaining the Sharks day-to-day medical needs both on the road and at home. In addition, he serves as the liaison between the hockey department and the organization's team of highly-respected medical specialists.

This past season, Tufts worked his 1,000th National Hockey League game on Nov. 4, 2009 in Columbus and served as head athletic trainer for the U.S. Olympic Team that won the silver medal at the 2010 Winter Games in Vancouver. He also headed the training staff for the 1997 National Hockey League Western Conference All-Star and the Heroes of Hockey teams during the 1997 NHL All-Star Weekend in San Jose.

Before joining the Sharks, Tufts, 45, was an athletic trainer for 10 years with the San Francisco 49ers. During his tenure with the 49ers, he was a part of three Super Bowl Championships in 1988, 1989 and 1994, serving as assistant trainer from 1991-96 and as a training staff assistant from 1987-90.

With San Francisco, Tufts was heavily involved with both the day-to-day preventive care for the team and post-injury rehabilitation. He was instrumental in the quick recoveries of several 49ers players from very severe injuries, including tight end and current Blue Line Associates committee member Brent Jones, offensive tackle Harris Barton and the extensive rehabilitation of Pro Football Hall of Fame quarterback Joe Montana between 1988-91.

A native of the San Jose area, Tufts graduated from Cal State-Sacramento in 1987 as a physical education major with an emphasis in athletic training. He received his National Athletic Trainers Association (NATA) certification in 1987 and is an active member of the NATA District VIII Association, California Athletic Trainers Association (CATA) and is currently the president of the Professional Hockey Athletic Trainers' Society (PHATS).

Tufts and his wife Michelle have a son, Henry, and reside in Los Gatos, Calif.





## WES HOWARD, ATC

ASSISTANT ATHLETIC TRAINER

**W**es Howard, a native of Fremont, Calif., enters his 13th season with the Sharks. Howard, 41, shares duties coordinating and implementing the training and rehabilitation protocols for injured athletes and conducting daily treatments with Head Athletic Trainer Ray Tufts. He's also responsible for ordering and maintaining all medical supply needs.

In addition to his work with the Sharks, Howard was the assistant athletic trainer/equipment manager for the Arena Football League's San Jose SaberCats from 1995-00 and served again as their assistant athletic trainer during the 2002 Arena Bowl Championship season. During the hockey work stoppage in 2004-05, he returned to the SaberCats as their assistant athletic trainer.

Previously, Howard was the assistant head athletic trainer at Menlo College from 1997-98 and head athletic trainer and equipment manager for the ECHL's Fresno Falcons from 1995-97.

Howard earned a bachelor's degree in kinesiology from San Jose State University and is certified by both the National Athletic Trainer's Association (NATA) and National Council of Strength and Fitness (NCSF). He resides in San Jose with his wife Diana and their three children: Rebecca, Aaron and Alyssa.



## MIKE POTENZA

STRENGTH AND CONDITIONING COORDINATOR

**M**ike Potenza begins his fifth year as the Sharks strength and conditioning coordinator. He's responsible for the team's overall strength and conditioning programs -- including the creation of individualized postseason workout programs and assistance in the rehabilitation efforts for all injured players.

Before coming to San Jose, Potenza served as the strength and conditioning coach for the University of Wisconsin men's and women's hockey teams, both of which were 2006 NCAA National Champions. There, he worked with current Sharks center Joe Pavelski. Potenza also had responsibilities with the wrestling and softball programs at Wisconsin.

A 2000 Springfield College graduate, Potenza earned his bachelor of science degree in applied exercise science. From there, the Providence, R.I., native went to Boston University where he was a graduate assistant until 2002, earning his master's degree in human movement science.

Potenza completed an assortment of strength and conditioning coaching and internship experiences before his time at Wisconsin. At the University of Miami (Fla.), he served as a weight training, speed and post-workout coach for the perennial nationally-ranked Hurricanes football team. While earning his master's, Potenza instructed professional, amateur and collegiate athletes at Mike Boyle Strength and Conditioning, a private training facility specializing in various weight training, conditioning, agility, plyometric, stretching and rehabilitation programs.

Since graduating from Springfield, Potenza has held notable positions for Harvard and Colgate Universities. He assisted and supervised all phases of strength training programs for all intercollegiate programs at Harvard and Colgate and held primary coaching responsibilities with football, men's and women's hockey, men's and women's basketball, lacrosse and field hockey.

Potenza was part of the evaluation staff for the U.S. World Junior hockey team that competed at the 2008 World Junior Championships in the Czech Republic. His responsibilities included offering presentations on nutrition and recovery, administering physical testing and designing performance evaluations for each prospect.

Potenza, his wife Bonnie, their son Griffin and daughter Natalie, reside in San Jose.





## ARNULFO AGUIRRE, CMT, ART

### MASSAGE THERAPIST

**A**rnulfo Aguirre enters his fourth season as the Sharks full-time massage therapist. He had worked with Head Trainer Ray Tufts' staff on a part-time basis since the 2000-01 season.

In his role, Aguirre works with the team's players to facilitate and improve injuries, as well as increasing their range of motion.

Previously, Aguirre served as the sports massage therapist for the San Jose Earthquakes from 2000-02, including their 2001 Major League Soccer Championship season.

In addition, he served in a similar position with the University of California-Berkeley Men's Swim Team in 1999.

Aguirre received his certification from the National Holistic Institute in Emeryville, Calif., where he also assisted in managing the massage clinic.



## MIKE ALDRICH

### EQUIPMENT MANAGER

**M**ike Aldrich enters his 15th season as equipment manager for the San Jose Sharks. In his 18th season with the organization, Aldrich served in the same capacity for the International Hockey League's Kansas City Blades for the three seasons (1993-95) that Blades were the Sharks top development affiliate.

Aldrich served as equipment manager for the U.S. Olympic Team that won the silver medal at the 2010 Winter Games in Vancouver. He also worked for Team USA for the 2005 World Championships and the 2004 World Cup of Hockey. In the summer of 2003, he served as the head equipment manager for Team USA at the World Championships in Finland.

Besides overseeing the entire operation of the equipment staff, Aldrich handles the intricate requests of all Sharks players with regards to equipment, skate sharpening needs as well as all purchasing orders, inventory control and distribution for all equipment throughout the season.

Aldrich, 46, handled all the equipment needs during the 1997 National Hockey League All-Star Game for the Western Conference team as well as the Heroes of Hockey teams.

Before joining Kansas City, Aldrich worked at Michigan Tech University as the school's equipment manager and athletic purchasing agent from 1989-93.

During the 1995-96 season, Aldrich was selected as the Western Conference's equipment manager for the IHL All-Star Game. He's an active member of the Society of Professional Hockey Equipment Managers (SPHEM).

On Nov. 5, 2009 in Detroit, Aldrich worked his milestone 1,000th NHL game, all as a member of the Sharks.

Aldrich and his wife Susie enjoy their summers water skiing in Michigan's Upper Peninsula. They have two sons: Brad (27) and Jason (25).



## VINNY FERRAIUOLO

### ASSISTANT EQUIPMENT MANAGER

**V**inny Ferraiuolo enters his first season as assistant equipment manager for the Sharks. He spent the last five seasons as the head equipment manager for the Worcester Sharks, San Jose's top development affiliate in the American Hockey League.

Working alongside Head Equipment Manager Mike Aldrich, Ferraiuolo handles all necessary equipment restoration, repair and customization of sweaters and the numbering and lettering, as well as inventorying of game sweaters.

Now in his 14th season in professional hockey, Ferraiuolo previously worked for the Bridgeport Sound Tigers (AHL) and the Providence Bruins, including their 1999 Calder Cup Champion team. He was named equipment manager for the 2000 AHL All-Star Game for PlanetUSA and the 2009 AHL All-Star Classic for the Canadian squad.

The Roanoke, Va. native also served as the assistant equipment manager for the New York Islanders and the head equipment manager for the Texas Wildcatters (formerly of the ECHL) and the Wheeling Nailers (ECHL).

The 32-year-old worked his 1,000th professional hockey game on Feb. 19, 2010 in Binghamton while with Worcester.





## ROY SNEESBY

### EQUIPMENT ASSISTANT AND EQUIPMENT TRANSPORTATION

**R**oy Sneesby enters his 10th season as equipment assistant and equipment transportation.

Sneesby splits his duties between assisting the Sharks equipment staff on day-to-day equipment and locker room maintenance in addition to coordinating the efficient arrival and departure of both the Sharks and the visiting team's equipment and supplies.

From 1998-01, Sneesby served as the visiting locker room attendant for HP Pavilion at San Jose. In addition, Sneesby served on the equipment staff for Team USA during the 1998 Winter Olympic Games and attended the 2006 Winter Olympics, working for Easton Sports.

Sneesby, who received his bachelor's degree from San Jose State University, was born in Redwood City, Calif. and was raised in Winnipeg, Manitoba.





***PLAYERS***



# 22 DAN BOYLE

DEFENSE

**SHOOTS:** Right **HEIGHT/WEIGHT:** 5-foot-11, 190 pounds  
**BORN:** 7/12/76 in Ottawa, Ontario  
**HOMETOWN:** Ottawa, Ontario

Acquired by San Jose along with Brad Lukowich from Tampa Bay in exchange for Matt Carle, Ty Wishart, a 1st round selection (26th overall) in the 2009 NHL Entry Draft and a 4th round selection (118th overall) in the 2010 NHL Entry Draft on July 4, 2008.



**2009-10:** Fourth among League defensemen in points, T-5th in assists and T-4th in goals...Fourth in the League in average time on ice per game (26:12)...Tied his career high with 43 assists, the most ever by a Sharks defenseman...Recorded 300th assist on April 4 at Colorado and 400th point on March 25 vs. Dallas...Hit the crossbar on his penalty shot on March 4 vs. Montreal...Missed six games due to injury (upper body) Jan. 23-Feb. 4...Scored 100th goal at Phoenix on Dec. 31...Tied a career high with a seven-game point streak (a goal, six assists) from Dec. 5-22...Had a six-game point streak (a goal, six assists) from Oct. 17-30...Posted his 200th point (45 goals, 155 assists) since the NHL resumed play following the lockout on Oct. 6 at Los Angeles...**Playoffs:** Third amongst defensemen in points and second in shots (47)...Assisted on the first five goals in the WCF vs. Chicago...Three assists in Game 1 of the WCSF vs. Detroit on April 29 tied the franchise record for defensemen in a single game...Scored his first goal of the postseason with a power play tally just 1:12 into the game in Game 4 of the WCQF vs. Colorado on April 20...Recorded two assists in Game 2 of the WCQF on April 16, including one on the game-winning overtime goal...**Olympics:** Won a gold medal with Canada and was tied for the team lead amongst defensemen in points.

**Career 2008-09:** Sixth among League defensemen in points, T-5th in goals and eighth in assists...T-6th among League defensemen in shots (213, Sharks D-man record), T-12th in power play goals (eight) and T-4th in power play points (32, eight goals, 24 assists)...Made his first All-Star Game appearance on Jan. 25 and posted two points (a goal and an assist)...Scored a game-winning, overtime goal on Oct. 18 vs. Philadelphia — his first goal as a Shark and his first three-point night with the team (a goal and two assists)...Posted one assist in each of his first two games as a Shark...**Playoffs:** Tied for team lead in goals...Registered a three-point game (two goals and an assist) in Game 3 of the WCQF at Anaheim on April 21...**2007-08:** Only appeared in 37 games...T-3rd on Tampa Bay in power play points (14, two goals and 12 assists)...Led team in time on ice per game (27:24)...Inducted into the University of Miami (Ohio) Hall of Fame...Returned to the lineup after missing 36 games (wrist surgery) and scored two goals on Jan. 24 vs. Ottawa...**2006-07:** NHL Second Team All-Star...Set Tampa Bay franchise record

## NHL CAREER HIGHLIGHTS

**First NHL game** — Feb. 18, 1999 at St. Louis (with Florida)  
**First NHL goal** — Feb. 24, 1999 vs. Philadelphia (with Florida — John Vanbiesbrouck)  
**First NHL assist** — Feb. 20, 1999 vs. Phoenix (with Florida)  
**Most points, game** — 4, Dec. 23, 2006 vs. New York Rangers (with Tampa Bay)  
**Most goals, game** — 3, Dec. 23, 2006 vs. New York Rangers (with Tampa Bay)  
**Most assists, game** — 3, 4 times, most recent, Nov. 13, 2008 vs. Calgary (with San Jose)  
**Most consecutive games, point** — 7, 3 times, most recent, Dec. 5, 2009 vs. Chicago thru Dec. 22, 2009 at Chicago (with San Jose)  
**Most consecutive games, goal** — 3, March 8, 2002 vs. Philadelphia through March 12, 2002 at Atlanta (with Tampa Bay)  
**Most consecutive games, assist** — 7, Nov. 27, 2005 vs. Pittsburgh through Dec. 15, 2005 at Phoenix (with Tampa Bay)  
**Most consecutive games played** — 126, Dec. 16, 2004 through March 25, 2006 (with Tampa Bay)  
**Best plus/minus** — +5, Jan. 3, 2004 vs. Philadelphia (with Tampa Bay)  
**400th NHL point** — March 25, 2010 vs. Dallas (with San Jose)  
**100th NHL goal** — Dec. 31, 2009 at Phoenix (with San Jose)  
**300th NHL assist** — April 4, 2010 at Colorado (with San Jose)  
**600th NHL game** — April 11, 2009 at Los Angeles (with San Jose)  
**Stanley Cup Champion** — 2004 (Tampa Bay)  
**NHL Second Team All-Star** — 2007  
**All-Star Game** — 2009 (San Jose)  
**Olympics** — Canada (2010 gold medal, 2006 Taxi Squad)  
**World Championships** — Canada (2005)

for goals by a defenseman...Led the team in power play points (37)...Ranked second in the NHL for ice time (2,218:07)...Scored his first career shorthanded goal on March 13 at Toronto...Scored his first career hat trick and had a career-high four points (three goals and an assist), tying the Lightning franchise record for goals and points in a period, on Dec. 23 vs. the Rangers...**Playoffs:** Posted one assist and two PIM in six games...**2005-06:** Selected to the taxi squad for the Canadian Olympic team...Had a career best seven-game assist streak from Nov. 27-Dec. 15 (eight)...**Playoffs:** Led team in ice time per game (25:53)...**2004-05:** Played





## CAREER VS. NHL

	OVERALL					WITH SAN JOSE				
	GP	G	A	PTS	PIM	GP	G	A	PTS	PIM
ANA	18	0	7	7	20	11	0	5	5	14
ATL	39	9	13	22	22	2	0	2	2	0
BOS	28	5	12	17	28	2	0	2	2	6
BUF	31	2	9	11	16	2	1	1	2	0
CGY	13	3	11	14	4	8	2	9	11	0
CAR	38	4	20	24	12	2	0	0	0	0
CHI	11	3	4	7	6	6	3	3	6	4
COL	15	2	6	8	6	7	1	3	4	2
CBJ	14	1	7	8	12	8	1	5	6	8
DAL	17	5	8	13	14	12	5	6	11	8
DET	13	2	6	8	10	7	1	4	5	6
EDM	15	2	6	8	7	8	2	3	5	2
FLA	35	5	20	25	38	2	0	1	1	0
LA	20	3	9	12	28	12	3	8	11	24
MIN	14	3	5	8	6	7	0	3	3	0
MTL	26	1	12	13	22	2	0	2	2	0
NSH	15	5	9	14	8	7	1	4	5	4
NJ	27	1	8	9	25	1	0	0	0	0
NYI	29	4	9	13	6	2	1	1	2	0
NYR	28	7	15	22	18	2	1	1	2	2
OTT	27	6	9	15	8	2	0	0	0	2
PHI	31	9	21	30	28	4	2	5	7	6
PHO	19	2	4	6	16	11	2	2	4	14
PIT	29	5	9	14	16	3	1	2	3	0
SJ	9	0	5	5	6	-	-	-	-	-
STL	17	1	10	11	22	7	0	5	5	6
TB	9	2	1	3	0	3	1	1	2	0
TOR	27	6	10	16	18	2	2	0	2	0
VAN	14	2	10	12	14	8	1	4	5	10
WAS	48	7	25	32	24	3	0	2	2	4
TTL	676	107	300	407	460	153	31	84	115	122



with Djurgardens in Sweden...**2003-04:** Led team defensemen in points...Set career high and finished second among team defensemen in plus/minus (plus-23)...Averaged more than 22:00 of ice time for the third consecutive season...**Playoffs:** Helped Tampa Bay win the Stanley Cup...Scored his first playoff goal and first playoff power play goal in Game 4 of the ECSSF on April 29 at Montreal...**2002-03:** Led team in average ice time (24:30)...T-2nd on team in plus/minus...Fifth among NHL defensemen in points and T-5th in assists...**Playoffs:** Recorded first playoff point (assist) vs. Washington on April 12...**2001-02:** Acquired by Tampa Bay on Jan. 7...Made Lightning debut on Jan. 8 vs. Dallas...**2000-01:** Finished third among Florida defensemen in goals, assists and points...**1999-00:** Named AHL Second Team All-Star...Played for Team Canada in 2000 AHL All-Star Classic...**1998-99:** Began year with Kentucky (AHL) before joining Florida...Second Team AHL All-Star...Named to AHL's All-Rookie Team...Started AHL All-Star Game on Jan. 25, notching two assists...Made NHL debut on Feb. 18 at St. Louis...**1997-98:** Set Miami-Ohio (CCHA) record for most career assists by a defenseman (107)...Ranks among school's all-time leaders in assists (second), points (ninth) and game-winning goals (seventh)...NCAA West First Team All-American...Finalist for Hobey Baker Award...First Team All-CCHA...Named CCHA's Best Offensive Defenseman...Tied for team lead in scoring...Led team in plus/minus (plus-7)...Highest-scoring defenseman in CCHA...**1996-97:** NCAA West First Team All-American...Named First Team All-CCHA...Led Miami in assists while finishing second

in points...**1995-96:** Posted 27 points (seven goals, 20 assists) in 36 games with Miami...**1994-95:** Named to CCHA All-Rookie Team.

**Personal:** "Boyle" lists his favorites as: Faith No More (musicians); "Vanilla Sky" (movie); "Family Guy" (television show); Tom Cruise (actor); Pamela Sue Anderson (actress); Philadelphia Flyers (NHL team while growing up); New York City (NHL road city); Pittsburgh Steelers (pro sports team); Cabo San Lucas (vacation spot); Forbes Mill (San Jose area restaurant); TMZ.com (web site); Indian (food); "Call of Duty" and "Modern Warfare" (video games); Canada Day (holiday); "Hey Bud" (saying); likes to read gossip publications such as *US* (magazines); Stratego (board game)...plays golf and listens to music in spare time...first job: working in a warehouse for Pepsi...hockey idol and favorite professional athlete is former NHLer Rick Tocchet ("He was small, competitive and could play physical")...pet peeve is people who don't take the pen caps off when asking for autographs...non-sports idol is Conan O'Brien...memorable NHL moment: winning 2004 Stanley Cup with Tampa Bay...hidden talent: "I'm a great card player"...speaks French and English...most famous person in cell phone directory: Faith No More lead singer Mike Patton...golf handicap and favorite course: minus-9 and Pebble Beach...started skating at six and playing hockey at seven...wears Easton skates (size eight)...oldest piece of protective equipment: shoulder pads (more than 10 years)...has a web site: danboyle22.com





FROM THE POINT

After just two seasons with the Sharks, Dan Boyle already has the second and third most prolific offensive seasons from a defenseman in franchise history:

RANK	PLAYER/SEASON	GP	G	A	PTS
1	Sandis Ozolinsh (1993-94)	81	26	38	64
2	Dan Boyle (2009-10)	76	15	43	58
3	Dan Boyle (2008-09)	77	16	41	57
4	Rob Blake (2008-09)	73	10	35	45
5	Tom Preissing (2003-04)	74	11	32	43





## CAREER STATISTICS

## PLAYOFFS

Season	Club	League	GP	G	A	PTS	PIM	GP	G	A	PTS	PIM
1994-95	Miami U. (Ohio)	NCAA	35	8	18	26	24	-	-	-	-	-
1995-96	Miami U. (Ohio)	NCAA	36	7	20	27	70	-	-	-	-	-
1996-97	Miami U. (Ohio)	NCAA	40	11	43	54	52	-	-	-	-	-
1997-98	Miami U. (Ohio)	NCAA	37	14	26	40	58	-	-	-	-	-
	Cincinnati	IHL	8	0	3	3	20	5	0	1	1	4
1998-99	Florida	NHL	22	3	5	8	6	-	-	-	-	-
	Kentucky	AHL	53	8	34	42	87	12	3	5	8	16
1999-00	Louisville	AHL	58	14	38	52	75	4	0	2	2	8
	Florida	NHL	13	0	3	3	4	-	-	-	-	-
2000-01	Louisville	AHL	6	0	5	5	12	-	-	-	-	-
	Florida	NHL	69	4	18	22	28	-	-	-	-	-
2001-02	Florida	NHL	25	3	3	6	12	-	-	-	-	-
	Tampa Bay	NHL	41	5	15	20	27	-	-	-	-	-
2002-03	Tampa Bay	NHL	77	13	40	53	44	11	0	7	7	6
2003-04	Tampa Bay	NHL	78	9	30	39	60	23	2	8	10	16
2004-05	Djurgardens	SEL	32	9	9	18	47	12	2	3	5	26
2005-06	Tampa Bay	NHL	79	15	38	53	38	5	1	3	4	6
2006-07	Tampa Bay	NHL	82	20	43	63	62	6	0	1	1	2
2007-08	Tampa Bay	NHL	37	4	21	25	57	-	-	-	-	-
2008-09	San Jose	NHL	77	16	41	57	52	6	2	2	4	8
2009-10	San Jose	NHL	76	15	43	58	70	15	2	12	14	8
	Canada	Olympics	7	1	5	6	2	-	-	-	-	-
	<b>Sharks Totals</b>		<b>153</b>	<b>31</b>	<b>84</b>	<b>115</b>	<b>122</b>	<b>21</b>	<b>4</b>	<b>14</b>	<b>18</b>	<b>16</b>
	<b>NHL Totals</b>		<b>676</b>	<b>107</b>	<b>300</b>	<b>407</b>	<b>460</b>	<b>66</b>	<b>7</b>	<b>33</b>	<b>40</b>	<b>46</b>

Signed by Florida as a free agent on March 30, 1998. Acquired by Tampa Bay from Florida in exchange for a fifth round selection in the 2003 NHL Entry Draft on Jan. 7, 2002. Acquired by San Jose along with Brad Lukowich from Tampa Bay in exchange for Matt Carle, Ty Wishart, a 1st round selection (26th overall) in the 2009 NHL Entry Draft and a 4th round selection (118th overall) in the 2010 NHL Entry Draft on July 4, 2008.





# 29 RYANE CLOWE

LEFT WING

**SHOOTS:** Left **HEIGHT/WEIGHT:** 6-foot-2, 225 pounds  
**BORN:** 9/30/82 in Fermeuse, Newfoundland  
**HOMETOWN:** Fermeuse, Newfoundland

Selected by San Jose in the 2001 NHL Entry Draft (6th round, 175th overall).



**2009-10:** Established career highs in points, assists, shots (189), PIM (led team) and games played...Sharks Foundation "Player of the Month" for March...Post-Olympic break, had at least one point in 15 of his 20 games (17 points, four goals and 13 assists)...Third on the team in hits (157) and sixth in goals...Tied his career high with eight shots on April 10 vs. Phoenix...Registered a power play goal in his 200th NHL game on Dec. 26 vs. Anaheim...Scored on his first career penalty shot on Dec. 30 vs. Washington, the eventual game-winning goal...Had a career-high 10-game point streak from Nov. 17-Dec. 9...Converted shootout-clinching goal on Oct. 28 vs. Los Angeles...**Playoffs:** His plus-4 in Game 6 of the WCQF vs. Colorado tied a franchise single game playoff record...Assisted on both goals in the Game 4 overtime win on April 20...Posted two assists in Game 2 of the WCQF, including one on the game-winning overtime goal...Scored the Sharks first goal of the playoffs on April 14.

**Career 2008-09:** Set a career high in goals (sixth on team)...T-1st on team in power play goals (11)...Fifth on the team in hits (135)...Set a career high in points/assists in a single game (four) on Jan. 17 vs. Detroit...Four-game goal streak (Oct. 30-Nov. 6, five) set a career high...Registered his first NHL Gordie Howe Hat Trick, 10th in Sharks history, on Nov. 4 vs. Minnesota with a goal, an assist and a fighting major...**Playoffs:** T-3rd on the team in hits (16)...**2007-08:** Appeared in his first game after missing 67 (knee injury) on March 30 vs. Phoenix...Named No. 2 star of the game with an assist and a game-high six hits...Activated from IR (knee) on March 27...Placed on IR after hurting knee on Oct. 28 at Columbus...**Playoffs:** 10th in NHL in hits (40)...Tied for team lead in goals...Registered a goal and an assist in the first period in Game 3 of WCQF at Calgary on April 13...Scored two goals and led the team with eight shots and seven hits in Game 1 of the WCQF vs. Calgary on April 9...**2006-07:** Posted five, three-point games...T-9th among League rookies in goals, T-11th in power play goals (four), T-7th in game-winning goals (three) and 10th in points...Third in shot percentage among all NHL rookies (17.2)...Second on the team in PIM and fighting majors (eight)...Named NHL Rookie of the Month for January and became the first Sharks recipient of the award since Evgeni Nabokov in Dec. 2000...Recorded first career hat trick vs. Columbus on Jan. 6...Returned from IR on Oct. 29 at Tampa Bay and notched his first

## NHL CAREER HIGHLIGHTS

**First NHL game** — Oct. 5, 2005 at Nashville  
**First NHL goal** — Oct. 29, 2006 at Tampa Bay (Marc Denis)  
**First NHL assist** — Oct. 8, 2005 at St. Louis  
**Most points, game** — 4, Jan. 17, 2009 vs. Detroit  
**Most goals, game** — 3, Jan. 6, 2007 vs. Columbus  
**Most assists, game** — 4, Jan. 17, 2009 vs. Detroit  
**Most consecutive games, point** — 10, Nov. 17, 2009 at Nashville through Dec. 9, 2010 vs. Los Angeles  
**Most consecutive games, goal** — 4, Oct. 30, 2008 vs. Detroit through Nov. 6, 2008 vs. St. Louis  
**Most consecutive games, assist** — 5, Jan. 30, 2007 vs. Dallas through Feb. 7, 2007 at Anaheim  
**Most consecutive games played** — \*84, April 9, 2009 vs. Phoenix through April 10, 2010 vs. Phoenix  
**Best plus/minus** — +4, Jan. 17, 2009 vs. Detroit  
**Hat Tricks** — 1, Jan. 6, 2007 vs. Columbus  
**Gordie Howe Hat Tricks** — 1, Nov. 4, 2008 vs. Minnesota  
**NHL Rookie of the Month** — January 2007  
**"Sharks Player of the Month"** — March 2010  
 \* — Streak intact entering the 2010-11 season

NHL goal...**Playoffs:** Led League rookies in goals (also T-1st on team) and was second in points...T-2nd among League rookies in hits (25)...**2005-06:** Compiled his first career multi-point game/assist with two assists at St. Louis on Oct. 8...Earned his first career fighting major against Chicago's Jim Vandermeer on Oct. 7...Made NHL regular season debut at Nashville on Oct. 5...**Playoffs:** Made first postseason appearance in Game 4 of the WCSF at Edmonton on May 12...**2004-05:** Cleveland's Most Valuable Player led Barons in goals, assists, points, plus/minus (plus-19), first goals (nine), multi-point games (16), power play goals (14) and power play points (23)...**2003-04:** 12th among all AHL rookie scorers and fourth in assists...Fifth on team in scoring and fourth in assists, plus/minus (plus-15) and PIM...**Playoffs:** T-2nd on team in goals and seventh in scoring...**2002-03:** Set QMJHL career highs in assists and points...**Playoffs:** T-2nd on team in points and assists...T-1st on team in power play goals (three)...**2001-02:** Third on team in points...Also fourth on the Oceanic in goals and assists...Led club in game-winning goals (eight)...T-4th on Rimouski in power play goals (10)...**2000-01:** Finished season with Rimouski following promotion from Tier II juniors...Led club in playoff goal scoring with eight in 11 postseason games.



**CAREER VS. NHL**

	GP	G	A	PTS	PIM
ANA	17	2	4	6	19
ATL	3	1	1	2	0
BOS	3	0	3	3	0
BUF	3	0	1	1	4
CGY	12	5	4	9	15
CAR	3	1	3	4	4
CHI	14	0	5	5	21
COL	9	4	4	8	9
CBJ	13	4	4	8	18
DAL	18	4	11	15	21
DET	12	3	5	8	9
EDM	12	2	5	7	29
FLA	3	2	1	3	5
LA	22	4	4	8	22
MIN	12	3	7	10	9
MTL	2	0	0	0	4
NSH	12	0	3	3	6
NJ	3	0	1	1	2
NYI	2	1	1	2	7
NYR	2	1	0	1	0
OTT	2	1	0	1	0
PHI	5	3	4	7	2
PHO	19	4	8	12	13
PIT	4	0	2	2	10
SJ	-	-	-	-	-
STL	12	6	6	12	14
TB	4	3	0	3	7
TOR	3	1	0	1	2
VAN	14	2	6	8	39
WAS	4	3	0	3	0
<b>TOTALS</b>	<b>244</b>	<b>60</b>	<b>93</b>	<b>153</b>	<b>291</b>



**Personal:** "Clowie", "Clowe-Dog" and "Chopper" lists these favorites: Tom Petty (musicians); "Scarface" (movie); "Californication" (television show); Al Pacino (actor); Charlize Theron (actress); Montreal (NHL road city); New York City (NHL road city); San Francisco Giants and Toronto Blue Jays (professional sports teams); Aldo's and Original Joe's (San Jose area restaurants); Thailand (vacation spot); google.com (web site); burgers and fries (food); "MLB 2K10" (video game); Christmas (holiday); "Set up year" (saying); *Details* and *US Weekly* (magazines); Dog (board game); New York Yankees infielder Alex Rodriguez (professional athlete)...involved with the REAL Program, an organization that helps children who can't afford sports and activities, in St. John's...hobbies are golfing and fishing...follows the same routine on game day...pet peeve is arrogance...

would've liked to have met Jim Morrison of The Doors... non-sports idols are his parents...first job: worked with his father on a crab fishing boat...memorable NHL moment: first goal...hockey idol: Eric Lindros...most famous person in cell phone directory: WWE star Bret Hart...golf handicap: minus-15...likes to play at The Golf Club at Boulder Ridge in San Jose...started skating and playing hockey at seven...wears size 10.5 Graf skates...oldest piece of protective equipment is his shoulder pads (using them since he was 17).

**CAREER STATISTICS**

Season	Club	League	GP	G	A	PTS	PIM	GP	G	A	PTS	PIM
2001-02	Rimouski	QMJHL	53	28	45	73	120	7	1	6	7	2
2002-03	Rimouski	QMJHL	17	8	19	27	44	-	-	-	-	-
	Montreal	QMJHL	43	18	30	48	60	7	3	7	10	6
2003-04	Cleveland	AHL	72	11	29	40	97	8	3	1	4	9
2004-05	Cleveland	AHL	74	27	35	62	101	-	-	-	-	-
2005-06	San Jose	NHL	18	0	2	2	9	1	0	0	0	0
	Cleveland	AHL	35	13	21	34	35	-	-	-	-	-
2006-07	San Jose	NHL	58	16	18	34	78	11	4	2	6	17
2007-08	San Jose	NHL	15	3	5	8	22	13	5	4	9	12
2008-09	San Jose	NHL	71	22	30	52	51	6	1	1	2	8
2009-10	San Jose	NHL	82	19	38	57	131	15	2	8	10	28
	Sharks/NHL Totals		244	60	93	153	291	46	12	15	27	65

Selected by San Jose in the 2001 NHL Entry Draft (6th round, 175th overall).





## 39 LOGAN COUTURE

CENTER

**SHOOTS:** Left **HEIGHT/WEIGHT:** 6-foot-1, 195 pounds  
**BORN:** 3/28/89 in Guelph, Ontario  
**HOMETOWN:** London, Ontario

Selected by San Jose in the 2007 NHL Entry Draft (1st round, 9th overall).



**2009-10:** Had a point in six out of the last nine games (six, four goals and two assists) and a shootout-winning goal... Converted his first career shootout attempt which proved to be the game-winner on April 10 vs. Phoenix... Had a three-game point streak (three, two goals and an assist) from March 28-April 2... Scored his first career game-winning goal at Minnesota on April 2... Scored his first career power play goal at Dallas on March 31... Scored his first career home goal on March 25 vs. Dallas... Scored first NHL goal on Nov. 5 at Detroit... Picked up his first NHL point, assisting on the game-winning goal on Nov. 1 at Carolina... Made NHL debut on Oct. 25 at Philadelphia and registered two shots... **AHL:** Named to the AHL All-Rookie Team with Worcester... Named to *The Hockey News* "East All-Rookie Team"... **Playoffs:** Scored the game-tying goal to send Game 3 of the WCSF on May 4 into overtime... Became the third Sharks player to score his first two postseason goals in the same game, joining Sandis Ozolinsh and Marco Sturm, on April 22 in Game 5 of the WCQF... Made postseason debut on April 14 in Game 1 of the WCQF.

**Career 2008-09:** Recorded a fighting major in this first professional game on April 3 at Albany... **AHL Playoffs:** Fourth on Worcester in plus/minus (plus-5)... **OHL:** Set career highs in goals (T-6th in OHL) and points (ninth in OHL)... T-15th in the league in assists, T-15th in power play assists (21) and T-5th in first goals (eight)... Named the Boston Pizza OHL Player of the Week for the week ending March 15... Member of the Eastern Conference All-Star Team... Voted for third "Best Defensive Forward" in OHL Coaches Poll... **OHL Playoffs:** Ranked second on team in points and assists... **2007-08:** Attended Team Canada's National Junior Championship Development Camp... Voted among the top three in smartest player (second overall), best playmaker (second) and best stick-handler (third) among OHL Eastern Conference skaters in the annual OHL Coaches Poll... T-1st on team in points and second in plus/minus (plus-9)... **Playoffs:** Three points in four games... **2006-07:** Second on team in points, goals and power play goals (10)... Posted three points (goal and two assists) for the Eastern Conference

## NHL CAREER HIGHLIGHTS

**First NHL game** — Oct. 25, 2009 at Philadelphia  
**First NHL goal** — Nov. 5, 2009 at Detroit (Chris Osgood)  
**First NHL assist** — Nov. 1, 2009 at Carolina  
**Most points, game** — 1, 9 times, most recent, April 8, 2010 vs. Vancouver  
**Most goals, game** — 1, 5 times, most recent, April 8, 2010 vs. Vancouver  
**Most assists, game** — 1, 4 times, most recent, April 6, 2010 at Calgary  
**Most consecutive games, point** — 3, March 28, 2010 vs. Colorado through April 2, 2010 at Minnesota  
**Most consecutive games, goal** — 2, March 31, 2010 at Dallas through April 2, 2010 at Minnesota  
**Most consecutive games, assist** — 1, 4 times, most recent, April 6, 2010 at Calgary  
**Most consecutive games** — 13\*, March 18, 2010 at Vancouver through April 10, 2010 vs. Phoenix  
 \* — Streak intact entering 2010-11 season

All-Stars... Played in the 2007 CHL/NHL Home Hardware Top Prospects Game... **Playoffs:** Led team in points and assists... **World U-18:** T-7th on team with four points in six games... **2005-06:** Named to the OHL Second All-Rookie Team... Second in voting behind John Tavares for OHL Rookie of the Year... Among OHL rookies, points (third), assists (second) and goals (T-4th)... Second on team in power play goals (12)... Ottawa's Rookie of the Year and Most Sportsmanlike Player... Participated in the 2006 ADT Canada Russia Challenge... **World U-17:** Tied for second on the team in goals and tied for third in points.

**Personal:** "Logs" and "Logy" lists these favorites: Drake (musician — Canadian recording artist); "Dumb and Dumber" (movie — "I never get sick of it"); "Office" and "Lost" (television shows); Denzel Washington (actor — especially in "Training Day"); Buffalo Sabres (NHL team while growing up — "I hated the Maple Leafs"); Calgary (NHL road city); Original Joe's (San Jose area restaurant); backyard (vacation spot — "It's peaceful"); tsn.ca (web site); steak (food — medium rare); "Call of Duty" and "Tiger Woods PGA Tour" (video games);





## CAREER VS. NHL

	GP	G	A	PTS	PIM
ANA	—	—	—	—	—
ATL	—	—	—	—	—
BOS	—	—	—	—	—
BUF	—	—	—	—	—
CGY	2	0	2	2	0
CAR	1	0	1	1	0
CHI	2	0	0	0	0
COL	3	0	1	1	0
CBJ	1	0	0	0	0
DAL	2	2	0	2	0
DET	1	1	0	1	0
EDM	1	0	0	0	0
FLA	—	—	—	—	—
LA	1	0	0	0	0
MIN	2	1	0	1	2
MTL	—	—	—	—	—
NSH	1	0	0	0	2
NJ	—	—	—	—	—
NYI	—	—	—	—	—
NYR	—	—	—	—	—
OTT	—	—	—	—	—
PHI	2	0	0	0	2
PHO	1	0	0	0	0
PIT	1	0	0	0	0
SJ	—	—	—	—	—
STL	1	0	0	0	0
TB	—	—	—	—	—
TOR	—	—	—	—	—
VAN	3	1	0	1	0
WAS	—	—	—	—	—
<b>TOTALS</b>	<b>25</b>	<b>5</b>	<b>4</b>	<b>9</b>	<b>6</b>

Christmas (holiday); *Sports Illustrated* and *Maxim* (magazines); Monopoly (board game); Toronto Blue Jays pitcher Ricky Romero (professional athlete)...has a border collie named Sheba...his first job: playing hockey...hockey idols are Pat LaFontaine and Steve Yzerman...keeps the same routine on game days...pet peeve: people being late...would like to meet Wayne Gretzky...most famous persons in cell phone directory: teammates Joe Thornton and Dany Heatley...golf handicap is a minus-14...started skating at three and playing hockey at five...wears Bauer X:60 skates, size 8.5...oldest piece of hockey equipment is his shin guards (three or four years old)...father is Chet Couture, a retired National Lacrosse League (NLL) on-field official...also lists Chet and mother Lori as his non-sports idols.



## CAREER STATISTICS

## PLAYOFFS

Season	Club	League	GP	G	A	PTS	PIM	GP	G	A	PTS	PIM
2005-06	Ottawa	OHL	65	25	39	64	52	6	3	4	7	0
	Ontario	World U-17	5	5	3	8	2	-	-	-	-	-
2006-07	Ottawa	OHL	54	26	52	78	24	5	1	7	8	4
	Canada	World U-18	6	2	2	4	2	-	-	-	-	-
2007-08	Ottawa	OHL	51	21	37	58	37	4	2	1	3	0
2008-09	Worcester	AHL	4	0	0	0	7	12	2	1	3	11
	Ottawa	OHL	62	39	48	87	46	7	3	7	10	6
2009-10	San Jose	NHL	25	5	4	9	6	15	4	0	4	4
	Worcester	AHL	42	20	33	53	12	-	-	-	-	-
<b>Sharks/NHL Totals</b>			<b>25</b>	<b>5</b>	<b>4</b>	<b>9</b>	<b>6</b>	<b>14</b>	<b>4</b>	<b>0</b>	<b>4</b>	<b>4</b>

Selected by San Jose in the 2007 NHL Entry Draft (1st round, 9th overall).






# 60 JASON DEMERS

DEFENSE

**SHOOTS:** Right **HEIGHT/WEIGHT:** 6-foot-1, 195 pounds  
**BORN:** 4/30/85 in Dorval, Quebec  
**HOMETOWN:** L'Ancienne-Lorette, Quebec

Selected by San Jose in the 2008 NHL Entry Draft (7th round, 186th overall)



**2009-10:** Signed a two-year contract extension on July 30...Voted PlayStation "Sharks Rookie of the Year" in a vote by Bay Area media...T-4th amongst rookie defensemen in points...Recorded first career fighting major on March 31 at Dallas (Mark Fistic)...Tied the single-game franchise record for power play goals by a defenseman with two vs. Minnesota on Jan. 30, matching Boyle and Doug Wilson's mark...Scored first career NHL goal on Nov. 15 at Chicago (Cristobal Huet)...Earned his first career point (assist) and was a plus-2 at Anaheim on Oct. 3. The goal scorer, Benn Ferriero, and the players who got assists, Demers and Frazer McLaren, all registered their first career point in the NHL on that goal. This was only the second time in the last 29 seasons that three players got their first NHL point on the same goal. The last time it happened was on Oct. 4, 2007, when the Coyotes Daniel Winnik scored against St. Louis with assists from Martin Hanzal and Craig Weller...Made NHL debut on Oct. 1 at Colorado...Split season between San Jose and Worcester (AHL)...**Playoffs:** Scored first postseason goal, a power play tally, in Game 1 of the WCF on May 16...Recorded first career postseason multi-point game (two assists) in Game 1 of the WCSF on April 29...Recorded his first NHL postseason point with an assist in Game 5 of the WCQF...Made postseason debut on April 14 in Game 1 of the WCQF.

**Career 2008-09:** Led Worcester (AHL) in plus/minus (plus-15)...Second amongst team defensemen in points...Scored first professional goal on Dec. 7 vs. Portland...Recorded two-thirds of a "Gordie Howe Hat Trick" in his professional debut with an assist and a fighting major (11 PIM) at Lowell on Oct. 11...**Playoffs:** Second amongst team defensemen in points...**2007-08:** Led league defensemen in points (second on team) and assists (led team)...Fourth on team in PIM...Participated in San Jose's development camp as a tryout before the season...**2006-07:** Second amongst defensemen on Victoriaville (QMJHL) in points...Recorded five goals and 19 assists in 69 games...**2005-06:** Began the season with Moncton before getting traded to Victoriaville...

## NHL CAREER HIGHLIGHTS

**First NHL game** — Oct. 1, 2009 at Colorado  
**First NHL goal** — Nov. 15, 2009 at Chicago (Cristobal Huet)  
**First NHL assist** — Oct. 3, 2009 at Anaheim  
**Most points, game** — 2, 4 times, most recent, Jan. 30, 2010 vs. Minnesota  
**Most goals, game** — 2, Jan. 30, 2010 vs. Minnesota  
**Most assists, game** — 2, 2 times, most recent, Oct. 19, 2009 at New York Rangers  
**Most consecutive games, point** — 4, Jan. 28, 2010 vs. Chicago through Feb. 4, 2010 at St. Louis  
**Most consecutive games, goal** — 1, 3 times, most recent, Jan. 30, 2010 vs. Minnesota  
**Most consecutive games, assist** — 3, Oct. 17, 2009 at New York Islanders through Oct. 22, 2009 at Tampa Bay  
**Most consecutive games played** — 27, Oct. 1, 2009 at Colorado through Nov. 27, 2009 at Edmonton  
**Best plus/minus** — +3, Jan. 23, 2010 vs. Buffalo  
**PlayStation "Sharks Rookie of the Year"** — 2009-10

Posted 19 points in 54 games between the two teams...**2004-05:** Made QMJHL debut with Moncton.

**Personal:** "Ocho" and "Jacques" lists his favorites as: Coldplay and Kenny Chesney (musicians); "Happy Gilmore" (movie); "Seinfeld" (television show); Denzel Washington (actor); Jennifer Aniston (actress); Montreal Canadiens (NHL team while growing up); New York City (NHL road city); Cincinnati Bengals (professional sports team); Il Fornaio and Pluto's (San Jose area restaurants); Las Vegas (vacation spot); google.com (web site); Mexican (food); "Assassin's Creed" (video game); Christmas (holiday); *Maxim* (magazine); Scrabble (board game); Cincinnati Bengals wide receiver Chad Ocho Cinco (professional athlete — "He makes me laugh")...owns two German Shepherds (Max and Sheba)...likes to read — has read books by Dan Brown (who wrote "The Da Vinci Code") and Red Hot Chili Peppers lead singer Anthony Kiedis' biography "Scar Tissue"...first job: playing for the Worcester Sharks...hockey idol is teammate Dan Boyle...memorable NHL moment: scoring goal in Game 1 of the 2010 Western Conference Final vs. Chicago...is bothered by people without compassion...hidden talent: "I'm the clown of the family"...speaks



**CAREER VS. NHL**

	GP	G	A	PTS	PIM
ANA	5	0	1	1	2
ATL	1	0	0	0	0
BOS	—	—	—	—	—
BUF	1	0	0	0	0
CGY	1	0	1	1	0
CAR	1	0	1	1	0
CHI	4	2	2	4	2
COL	3	0	1	1	2
CBJ	2	0	0	0	0
DAL	3	0	0	0	7
DET	3	0	1	1	0
EDM	1	0	0	0	2
FLA	1	0	0	0	0
LA	3	0	1	1	0
MIN	3	2	1	3	2
MTL	—	—	—	—	—
NSH	3	0	0	0	0
NJ	1	0	0	0	0
NYI	1	0	2	2	0
NYR	1	0	2	2	0
OTT	—	—	—	—	—
PHI	2	0	1	1	2
PHO	4	0	0	0	0
PIT	1	0	0	0	0
SJ	—	—	—	—	—
STL	2	0	1	1	0
TB	1	0	1	1	0
TOR	—	—	—	—	—
VAN	1	0	0	0	2
WAS	2	0	1	1	0
<b>TOTALS</b>	<b>51</b>	<b>4</b>	<b>17</b>	<b>21</b>	<b>21</b>

English and French...would've wanted to meet Mother Theresa ("I would've wanted to talk with the ultimate selfless person")...most famous person in cell phone directory: former teammate Rob Blake...golf handicap ("I stopped counting over 30")...likes to play at The Golf Club at Boulder Ridge in San Jose...started skating at three and playing hockey at four...wears Reebok skates, size 9.5...oldest piece of protective gear is his shoulder pads (seven years old)...involved with Leucan, a Quebec-based association whose mission is to enhance the well-being, healing and recovery of children with cancer and ensure support for their families...older brother (Kevin) played forward in the All-American Hockey League for Battle Creek (23 points, 12 goals and 111 PIM in 28 games in 2008-09).

**CAREER STATISTICS**

Season	Club	League	GP	G	A	PTS	PIM	GP	G	A	PTS	PIM
2004-05	Moncton	QMJHL	25	0	1	1	10	-	-	-	-	-
2005-06	Victoriaville	QMJHL	33	2	13	15	58	5	0	2	2	10
	Moncton	QMJHL	21	1	3	4	15	-	-	-	-	-
2006-07	Victoriaville	QMJHL	69	5	19	24	98	6	0	0	0	2
2007-08	Victoriaville	QMJHL	67	9	55	64	91	6	1	5	6	6
2008-09	Worcester	AHL	78	2	31	33	54	12	0	4	4	6
<b>2009-10</b>	<b>San Jose</b>	<b>NHL</b>	<b>51</b>	<b>4</b>	<b>17</b>	<b>21</b>	<b>21</b>	<b>15</b>	<b>1</b>	<b>4</b>	<b>5</b>	<b>8</b>
	Worcester	AHL	25	4	13	17	24	-	-	-	-	-
	<b>Sharks/NHL Totals</b>		<b>51</b>	<b>4</b>	<b>17</b>	<b>21</b>	<b>21</b>	<b>15</b>	<b>1</b>	<b>4</b>	<b>5</b>	<b>8</b>

Selected by San Jose in the 2008 NHL Entry Draft (7th round, 186th overall).





1

# THOMAS GREISS

GOALTENDER

**CATCHES:** Left **HEIGHT/WEIGHT:** 6-foot-1, 210 pounds  
**BORN:** 1/29/86 in Fussen, Germany  
**HOMETOWN:** Rasshauptein, Germany

Selected by San Jose in the 2004 NHL Entry Draft (3rd round, 94th overall).



**2009-10:** Posted a .912 save percentage in his first full National Hockey League season...Over his last seven starts, was 5-2-1 with a 2.24 goals-against average (18 GA/483 MIN) and a .930 save percentage (239 saves/257 shots)...Stopped a career-high 42 shots in a win vs. Colorado on March 28...Appeared in his first career NHL shootout and stopped all six shooters on Dec. 31 at Phoenix...Made his home debut and stopped 23 shots in victory on Nov. 10 vs. Nashville...Made his first start of the season on Oct. 25 at Philadelphia, his first start since Feb. 20, 2008 at New Jersey...Made first appearance of the season on Oct. 6 at Los Angeles, relieving Evgeni Nabokov, and suffered the loss by giving up one goal on nine shots...**Playoffs:** Appeared in first career postseason game and stopped 26 shots in two periods of Game 2 of the WCSF on May 6...**Olympics:** Represented Germany in the 2010 Olympic Games.

**Career 2008-09:** Set a Worcester (AHL) franchise record for consecutive starts (16, March 13–April 11)...Fifth in AHL in wins and T-15th in goals-against average...Set career highs in minutes played and appearances...Recorded his first career shutout on April 11 vs. Providence with 23 saves...Was up with San Jose twice, but didn't appear in a game...**AHL Playoffs:** Posted a .912 save percentage and a 2.43 goals-against average in 12 games...Also had two shutouts...**2007-08:** Split season between San Jose and Worcester...Made second NHL start in a 3-2 loss at New Jersey on Feb. 20...Recalled to San Jose on Feb. 18 and relieved an injured Nabokov in the second period at the New York Islanders later that day and stopped one shot in 9:36...Made 25 saves in his NHL debut, a 4-3 overtime loss at Anaheim on Jan. 13...Recalled from Worcester on Nov. 19...**2006-07:** Earned CCM/Vector AHL Player of the Week honors for the week ending March 25...Appeared in three games with Fresno (ECHL)...Made his North American pro debut on Oct. 13 at Providence...**2005-06:** Finished third in the DEL (Germany) in save percentage (.926) and ranked sixth in goals-against average...**Olympics:** Started for Team Germany on Feb. 16 in a 5-1 loss to Team Canada...**2004-05:** Had team's lowest goals-against average...**Playoffs:** Team lost in seven games in first

## NHL CAREER HIGHLIGHTS

**First NHL game** — Jan. 13, 2008 at Anaheim  
**First NHL victory** — Oct. 25, 2009 at Philadelphia  
**Most shots faced, game** — 45, March 28, 2010 vs. Colorado  
**Most saves, game** — 42, March 28, 2010 vs. Colorado  
**Most goals allowed, game** — 4, 3 times, most recent, March 16, 2010 at Dallas  
**Most consecutive wins** — 3, Dec. 31, 2009 at Phoenix through Feb. 4, 2010 at St. Louis  
**Most consecutive games unbeaten** — 3, Dec. 31, 2009 at Phoenix through Feb. 4, 2010 at St. Louis  
**Olympics** — Germany (2010, 2006)  
**World Jr.** — Germany (2005, 2004)

round to ERC Ingolstadt...**Other:** Played three games with Team Germany at 2005 World Jr. Championships...**2003-04:** Played for Team Germany in the Under-20 (Group A) and Under-18 World Championships.

**Personal:** "Moofafa" and "Greisser" lists these favorites: Jack Johnson, Red Hot Chili Peppers and Coldplay (musicians); "Forrest Gump" (movie); "King of Queens" (television show); Tom Hanks (actor), Vancouver (NHL road city); Aldo's (San Jose area restaurant); Whistler, British Columbia (vacation spot); pinkbike.com (web site) — boasts itself as the largest mountain biking web site); real Italian pizza (food); Christmas (holiday); *Bike* (magazine); professional downhill mountain biker Steve Peat (athlete)...owns a cat (Zoe)...likes to ride mountain bikes...first job: hockey player...memorable NHL moment: first win...hates traffic...lists sleeping as his hidden talent...speaks English and German...most famous persons in his cell phone directory are teammates Patrick Marleau and Joe Thornton...started skating and playing hockey at six...wears Graf skates, size 12...recently lost his six-year-old neck guard (was his oldest piece of protective equipment).



**CAREER VS. NHL**

	GP	W	L	OT	SHO	GAA	SV%
ANA	1	0	0	1	0	3.93	.862
CHI	1	0	0	0	0	9.00	.750
COL	1	1	0	0	0	3.00	.933
CBJ	1	0	1	0	0	2.07	.900
DAL	2	0	0	0	0	4.62	.818
EDM	1	1	0	0	0	2.00	.931
FLA	1	0	0	1	0	2.86	.893
LA	2	0	1	0	0	2.55	.846
NYI	1	0	0	0	0	0.00	1.000
NSH	2	1	1	0	0	3.53	.877
NJ	1	0	1	0	0	3.05	.850
OTT	1	1	0	0	0	2.00	.926
PHI	1	1	0	0	0	1.00	.974
PHO	2	1	1	0	0	1.94	.944
STL	1	1	0	0	0	2.00	.946
<b>TTL</b>	<b>19</b>	<b>7</b>	<b>5</b>	<b>2</b>	<b>0</b>	<b>2.77</b>	<b>.906</b>

**CAREER STATISTICS****PLAYOFFS**

Season	Club	League	GP	W	L	OT	MINS	GA	SO	GAA	GP	W	L	MINS	GA	SO	AVG
2003-04	Koln Jr.	Germany	24	-	-	-	1286	-	0	2.61	-	-	-	-	-	-	-
	Koln	Germany	1	-	-	-	20	4	0	12.00	-	-	-	-	-	-	-
	Germany	WJC, A	2	1	0	0	119	3	0	1.51	-	-	-	-	-	-	-
	Germany	WJC, U18	3	3	0	0	140	8	0	3.43	-	-	-	-	-	-	-
2004-05	Koln	Germany	8	-	-	-	459	16	0	2.09	-	-	-	-	-	-	-
	Germany	WJC, U20	3	0	3	0	104	13	0	7.50	-	-	-	-	-	-	-
2005-06	Koln	Germany	27	-	-	-	1560	64	1	2.46	-	-	-	-	-	-	-
	Germany	Olympics	1	0	1	0	60	5	0	5.00	-	-	-	-	-	-	-
2006-07	Worcester	AHL	43	26	15	2	2555	111	0	2.61	3	0	3	172	12	0	4.18
	Fresno	ECHL	3	1	2	0	180	7	0	2.34	-	-	-	-	-	-	-
2007-08	San Jose	NHL	3	0	1	1	129	7	0	3.26	-	-	-	-	-	-	-
	Worcester	AHL	41	18	21	2	2424	125	0	3.09	-	-	-	-	-	-	-
2008-09	Worcester	AHL	57	30	24	2	3346	138	1	2.47	12	6	6	742	30	2	2.43
2009-10	San Jose	NHL	16	7	4	1	782	35	0	2.69	1	0	0	40	2	0	3.00
	Germany	Olympics	3	0	3	-	179	15	0	5.03	-	-	-	-	-	-	-
<b>Sharks/NHL Totals</b>			<b>19</b>	<b>7</b>	<b>5</b>	<b>2</b>	<b>911</b>	<b>42</b>	<b>0</b>	<b>2.77</b>	<b>1</b>	<b>0</b>	<b>0</b>	<b>40</b>	<b>2</b>	<b>0</b>	<b>3.00</b>

Selected by San Jose in the 2004 NHL Entry Draft (3rd round, 94th overall).





15

LEFT WING

## DANY HEATLEY

**SHOOTS:** Left     **HEIGHT/WEIGHT:** 6-foot-4, 220 lbs.  
**BORN:** 1/21/81 in Freiburg, Germany  
**HOMETOWN:** Calgary, Alberta

Acquired by San Jose along with a 5th round selection in the 2010 NHL Entry Draft from Ottawa in exchange for Jonathan Cheechoo, Milan Michalek and a 2nd round selection (58th overall) in the 2010 NHL Entry Draft, Sept. 12, 2009.



**2009-10:** T-15th in the National Hockey League in points and eighth in goals...Second in the NHL in power play goals (18) and first in game-winning goals (nine)...Had a seven-game point streak (nine, five goals and four assists) from Jan. 6-18...Tied a franchise record for shots in a period with seven in the first, including a goal, vs. St. Louis on Dec. 3...Picked up his second hat trick of the season (ninth career) on Nov. 20 vs. Philadelphia...Scored a hat trick (three goals and an assist) in his home debut on Oct. 8 vs. Columbus that included a converted penalty shot (1-for-3 lifetime) and a franchise-tying plus-6 plus/minus rating...Scored first goal as a Shark in a three-point effort (a goal and two assists) at Los Angeles on Oct. 6...Registered first points as a Shark (two assists) on Oct. 3 at Anaheim...Made Sharks debut on Oct. 1 at Colorado...**Playoffs:** Had 12 points (two goals and 10 assists) in the last 11 games...Posted three assists in Game 2 of the WCSF, tying a Sharks single game franchise record...Scored his first playoff goal as a Shark (a goal and an assist) in Game 1 of the WCSF on April 29...Posted two points (assists) in Game 5 of the WCQF...Missed Game 3 of the WCQF due to injury...Recorded first playoff point as a Shark on the game-tying goal with 31.3 seconds left in Game 2 of the WCQF on April 16...**Olympics:** Won a gold medal with Canada and was tied for second on the team in points.

**Career 2008-09:** One of four Senators to appear in all 82 regular season games...Led Senators in goals (T-9th NHL), third in points and fourth in assists...Led Ottawa in power play goals (15 — seventh in NHL), game-winning goals (six) and total shots (258 — 22nd in NHL)...One of five Senators to average more than 20 minutes on-ice per game...Second on Sens with 18 multi-point games...Recorded his 500th NHL point on Dec. 20 vs. Dallas...Played his 500th NHL game on March 29 at Tampa Bay...**2007-08:** Led Ottawa in goals, third in assists and points...Plus-33 rating was third in the NHL...Surpassed 40-goal mark (41) for the fourth time...T-4th in NHL with eight game-winning goals...First Senators player to have three consecutive multi-goal games...Saw consecutive games played streak

## NHL CAREER HIGHLIGHTS

**First NHL game** — Oct. 4, 2001 at Buffalo (with Atlanta)  
**First NHL goal** — Oct. 19, 2001 vs. New York Rangers (with Atlanta — Dan Blackburn)  
**First NHL assist** — Oct. 4, 2001 at Buffalo (with Atlanta)  
**Most points, game** — 4, 7 times, most recent, Oct. 8, 2009 vs. Columbus (with San Jose)  
**Most goals, game** — 4, Oct. 29, 2005 at Toronto (with Ottawa)  
**Most assists, game** — 3, 5 times, most recent, Oct. 24, 2008 vs. Anaheim (with Ottawa)  
**Most consecutive games, point** — 22, Oct. 5, 2005 at Toronto through Nov. 29, 2005 vs. Montreal (with Ottawa)  
**Most consecutive games, goal** — 6, Feb. 20, 2007 vs. Edmonton through March 2, 2007 at Atlanta (with Ottawa)  
**Most consecutive games, assist** — 6, 3 times, most recent, Jan. 7, 2007 vs. Philadelphia through Jan. 18, 2007 vs. Vancouver (with Ottawa)  
**Most consecutive games played** — 238, Jan. 28, 2004 through Jan. 13, 2008 (with Atlanta and Ottawa)  
**Best plus/minus** — +6, Oct. 8, 2009 vs. Columbus (with San Jose)  
**500th NHL game** — March 29, 2009 at Tampa Bay (with Ottawa)  
**600th NHL point** — Jan. 28, 2010 vs. Chicago (with San Jose)  
**200th NHL goal** — Dec. 15, 2007 vs. Atlanta (with Ottawa)  
**300th NHL assist** — Dec. 21, 2009 at Dallas (with San Jose)  
**NHL Hat Tricks** — 9, most recent, Nov. 20, 2009 vs. Philadelphia (with San Jose)  
**"Sharks Player of the Month"** — Feb. 2010  
**NHL Player of the Week** — Oct. 5-11, 2009 (First Star)  
**NHL First Team All-Star** — 2007  
**NHL Second Team All-Star** — 2006  
**Calder Memorial Trophy** — 2002  
**NHL All-Rookie Team** — 2002  
**All-Star Game** — 2003, 2007, 2008, 2009  
**Olympics** — Canada (2010 gold medal, 2006)  
**World Championships** — Canada (2002, 2003, 2004, 2005, 2008, 2009)  
**World Cup of Hockey** — Canada (2004)  
**World Jr. Championships** — Canada (2000, 2001)

end at 207 on Jan. 13...Tied career high with two, four-point games (last on March 11 vs. Boston, three goals and an assist)...Hat trick vs. Boston was his seventh in NHL career...Named to Eastern Conference All-Star Team, but missed game due to injury...**Playoffs:** Had





## CAREER VS. NHL

	OVERALL					WITH SAN JOSE				
	GP	G	A	PTS	PIM	GP	G	A	PTS	PIM
ANA	13	4	10	14	22	6	2	5	7	14
ATL	17	9	9	18	28	1	1	1	2	2
BOS	40	18	22	40	42	1	0	1	1	0
BUF	42	24	27	51	44	2	1	0	1	0
CGY	12	4	6	10	4	4	3	1	4	0
CAR	28	16	17	33	28	1	0	1	1	0
CHI	9	4	4	8	6	4	2	3	5	0
COL	10	4	7	11	10	4	1	3	4	2
CBJ	10	7	2	9	16	4	5	1	6	4
DAL	13	3	9	12	6	6	2	4	6	4
DET	9	0	5	5	2	4	0	3	3	2
EDM	12	4	8	12	4	4	1	2	3	2
FLA	28	17	13	30	20	1	0	0	0	0
LA	12	4	4	8	14	6	2	3	5	8
MIN	10	7	5	12	12	4	2	2	4	6
MTL	39	23	27	50	32	1	1	0	1	0
NSH	9	7	7	14	14	4	4	3	7	2
NJ	27	8	12	20	14	1	0	1	1	0
NYI	23	14	11	25	22	1	0	0	0	0
NYR	28	15	19	34	28	1	1	1	2	0
OTT	10	2	4	6	2	1	0	2	2	0
PHI	26	18	12	30	12	2	4	0	4	2
PHO	13	6	4	10	12	6	2	2	4	0
PIT	26	20	10	30	26	1	1	0	1	2
SJ	6	2	3	5	2	-	-	-	-	-
STL	10	5	3	8	4	4	3	1	4	2
TB	28	13	16	29	22	1	0	0	0	0
TOR	38	27	24	51	32	1	0	1	1	0
VAN	11	3	4	7	8	4	1	1	2	2
WAS	30	11	22	33	22	2	0	1	1	0
TTL	589	299	326	625	510	82	39	43	82	54

one assist in quarterfinals against Pittsburgh...**2006-07:** Named to the NHL's First All-Star Team...Set a team record for most points in a season (105) while tying his own record for most goals (50)...Became first NHLer to record back-to-back 50-goal seasons since Florida's Pavel Bure (1999-2000, 2000-01)...Set a career high with 55 assists...Finished second in the NHL in goals and fourth in points...Led Ottawa with 28 multi-point games...Had a season-high 16-game point streak from Feb. 8-March 15...**Playoffs:** Member of Eastern Conference Champions...Finished tied with Jason Spezza and Daniel Alfredsson for the Stanley Cup Playoffs scoring lead...**2005-06:** First Senator to reach 100 points and score 50 goals in a season...Had 29 multi-point games...Had a team record 22-game point streak of 38 points (17 goals and 21 assists) to start season — second-longest streak in NHL history from start of a player's tenure with a team (one game shy of Wayne Gretzky — 1988-89, Los Angeles Kings)...Recorded first four-goal game at Toronto on Oct. 29...Missed second career penalty shot against New York Islander Rick DiPietro on Nov. 5...Named to NHL's Second All-Star team...**Olympics:** Represented Canada for the first time at the Winter Games...**Playoffs:** Tied Spezza and Martin Havlat for most points in a series (10) in quarterfinals vs. Tampa Bay while also tying Spezza for most assists (eight)...**2004-05:** Missed 14 games





due to injury for Bern (Switzerland)...Had four points (three goals and an assist) and 22 PIM in 11 games with Ak Bars Kazan (Russia)...**2003-04:** With Atlanta, notched at least one point in 18 out of last 24 contests (12 goals, 11 assists) after missing first 51 games due to injury...**2002-03:** First Thrasher player to score 40 goals...Scored first NHL hat trick at Philadelphia on Jan. 13...Most Valuable Player of 2003 NHL All-Star Game following a four-goal performance...Youngest player in NHL ASG history to score a hat trick and one of only five players to score four regulation goals...**2001-02:** Won Calder Memorial Trophy (rookie of the year) and named to the All-Rookie Team...He and teammate Ilya Kovalchuk finished first and second in NHL rookie scoring — first time since Rangers Brian Leetch and Tony Granato did it in 1988-89...**1999-2001:** Led Wisconsin (WCHA) in goals and assists in 2000-01...Finalist for 2001 Hobey Baker Award...Helped Wisconsin win 1999-00 WCHA regular season title...**1998-99:** Led Calgary to Doyle Cup regional junior A championship and was first in scoring with 127 points (70 goals and 57 assists)...Canadian Junior A Hockey League Player of the Year.

**Personal:** "Heater" lists these favorites: Dave Matthews Band (musicians); "Major League" (movie); "Entourage" (television show); Val Kilmer (actor); Charlize Theron (actress); St. Louis Blues (NHL team while growing up); New York (NHL road city); San Francisco Giants, San Francisco 49ers and the University of Wisconsin (pro/college teams); Original Joe's (San Jose area restaurant); Newfoundland (vacation spot); textsfromlastnight.com (web site); Italian (food); "NHL94" (video game); Christmas (holiday); "It's your birthday, so you can do whatever you want" (saying); *Gentleman's Quarterly* and *Maxim* (magazine); Twister (board game); Babe Ruth (professional athlete)...hobby is attending concerts...first job was as an electrician's assistant...hockey idol is Hockey Hall of Famer Brett Hull...has too many superstitions to list...pet peeve: people who sing a song and really don't know the words...hidden talent: cooking...would like to have met Babe Ruth and John Lennon ("The best Beatle")...claims to speak "a little German"...most famous person in cell phone directory: Gord Downie (from The Tragically Hip)...golf handicap: minus-20...likes to play at The Golf Club at Boulder Ridge in San Jose...started skating and playing hockey at five...wears Easton skates, size 10.5...oldest piece of protective equipment: 12-year-old shoulder pads...born in Germany as his father (Murray) was playing in a German hockey league...dual citizen of Canada and Germany...brother (Mark) plays professional hockey in Germany and played center last year for Munich ECH.





## CAREER STATISTICS

## PLAYOFFS

Season	Club	League	GP	G	A	PTS	PIM	GP	G	A	PTS	PIM
1999-00	Wisconsin	NCAA	38	28	28	56	32	-	-	-	-	-
	Canada	WJC	7	2	2	4	4	-	-	-	-	-
2000-01	Wisconsin	NCAA	39	24	33	57	74	-	-	-	-	-
	Canada	WJC	7	3	2	5	10	-	-	-	-	-
2001-02	Atlanta	NHL	82	26	41	67	56	-	-	-	-	-
	Canada	World Champ.	7	2	2	4	2	-	-	-	-	-
2002-03	Atlanta	NHL	77	41	48	89	58	-	-	-	-	-
	Canada	World Champ.	9	7	3	10	10	-	-	-	-	-
2003-04	Atlanta	NHL	31	13	12	25	18	-	-	-	-	-
	Canada	World Champ.	9	8	3	11	4	-	-	-	-	-
2004-05	Canada	World Cup	6	0	2	2	2	-	-	-	-	-
	SC Bern	NLA	16	14	10	24	58	-	-	-	-	-
2005-06	Ak Bars Kazan	RSL	11	3	1	4	22	4	2	1	3	4
	Canada	World Cup	9	3	4	7	16	-	-	-	-	-
2006-07	Ottawa	NHL	82	50	53	103	86	10	3	9	12	11
	Canada	Olympics	6	2	1	3	8	-	-	-	-	-
2007-08	Ottawa	NHL	71	41	41	82	76	4	0	1	1	6
	Canada	World Champ.	9	12	8	20	4	-	-	-	-	-
2008-09	Ottawa	NHL	82	39	33	72	88	-	-	-	-	-
	Canada	World Champ.	9	6	4	10	8	-	-	-	-	-
2009-10	San Jose	NHL	82	39	43	82	56	14	2	11	13	16
	Canada	Olympics	7	4	3	7	4	-	-	-	-	-
Sharks Totals			82	39	43	82	56	14	2	11	13	16
NHL Totals			589	299	326	625	510	48	12	36	48	47

Drafted by Atlanta in the first round (2nd overall) of the 2000 NHL Entry Draft. Acquired from Ottawa in exchange for Marian Hossa and Greg deVries, Aug. 23, 2005. Acquired by San Jose along with a 5th round round selection in the 2010 NHL Entry Draft from Ottawa in exchange for Jonathan Cheechoo, Milan Michalek and a 2nd round selection (58th overall) in the 2010 NHL Entry Draft, Sept. 12, 2009.





40

DEFENSE

## KENT HUSKINS

SHOOTS: Left HEIGHT/WEIGHT: 6-foot-4, 210 pounds  
 BORN: 5/4/79 in Ottawa, Ontario  
 HOMETOWN: Almonte, Ontario

Acquired by San Jose along with Travis Moen from Anaheim in exchange for Nick Bonino, Timo Pielmeier and a 4th round selection in the 2012 NHL Entry Draft on March 4, 2009.



**2009-10:** Posted career highs in games played, points and shots (47)...Third consecutive season as a plus player (plus-6) and is a plus-35 over those three seasons...Third on the team in blocked shots (113)...Registered a new career high in assists and tied his career high in points for a season with his assist vs. Nashville on March 11...Set a career high with 25:46 TOI vs. Chicago on Jan. 28...Tied a Sharks franchise record by blocking six shots on Oct. 6 at Los Angeles...Plus-2 at Anaheim on Oct. 3, the first time he faced his former team...Made Sharks debut on Oct. 1 at Colorado...**Playoffs:** Appeared in all 15 games and registered six penalty minutes.

**Career 2008-09:** Did not appear in a game with the Sharks due to injury (foot)...Joined San Jose in a March 4 trade with Anaheim...With Anaheim: Season-high plus-3 rating on Dec. 14 vs. Minnesota...**2007-08:** Ranked second on the Ducks and tied for 14th in the NHL with a plus-23 rating...Finished third amongst Anaheim defensemen in games played...Owned a plus-or-even rating in 18 consecutive games (plus-6 overall) from Jan. 23-March 5...Posted a career high three-game point streak (three assists) from Jan. 5-9...His first two career game-winning goals came within a seven-game stretch: Feb. 10 at Detroit and Feb. 24 vs. Chicago...Tied a franchise single-game record with a plus-5 rating on Nov. 15 at Los Angeles...Collected his first career power play goal on Nov. 13 vs. Los Angeles...**Playoffs:** Recorded his second career playoff point (assist) in Game 4 of the WCQF on April 17 at Dallas...**2006-07:** Recorded first career point (assist) on Dec. 26 at San Jose...Recalled from Portland on Feb. 25 and remained with the Ducks...Originally recalled on Dec. 21, making his NHL debut on Dec. 23 at Phoenix, logging 11:03 TOI...Portland's alternate captain and captain...**Playoffs:** Played in all of Anaheim's 21 postseason contests, averaging 11:44 TOI with a plus-4...Had a playoff-high plus-2 in Game 4 of the SCF on June 4 at Ottawa...Collected his first career postseason point (assist) in Game 1 of the WCSF on April 25 vs. Vancouver...**2005-06:** The only Pirate to play in all 80 games while setting career highs in goals, assists and points...Finished second among Portland defensemen in scoring and ranked first with a plus-24...**Playoffs:** Recorded a playoff-high nine points while leading the Pirates to the Eastern Conference Final in the Calder Cup Playoffs...**2004-05:** Registered 16 points with 41 PIM

## NHL CAREER HIGHLIGHTS

- First NHL game** — Dec. 23, 2006 at Phoenix (with Anaheim)  
**First NHL goal** — Oct. 15, 2007 vs. Detroit (with Anaheim — Dominic Hasek)  
**First NHL assist** — Dec. 26, 2006 at San Jose (with Anaheim)  
**Most points, game** — 2, March 18, 2010 at Vancouver (with San Jose)  
**Most goals, game** — 1, 9 times, most recent, Feb. 13, 2010 at Buffalo (with San Jose)  
**Most assists, game** — 2, March 18, 2010 at Vancouver (with San Jose)  
**Most consecutive games, point** — 3, 3 times, most recent, Dec. 30, 2009 vs. Washington thru Jan. 2, 2010 vs. Edmonton (with San Jose)  
**Most consecutive games, goal** — 1, 6 times, most recent, Oct. 25, 2008 at Montreal (with Anaheim)  
**Most consecutive games, assist** — 3, 2 times, most recent, Nov. 20, 2009 vs. Philadelphia thru Nov. 25, 2009 vs. Chicago (with San Jose)  
**Most consecutive games played** — \*82, Oct. 1, 2009 at Colorado thru April 10, 2010 vs. Phoenix (with San Jose) --- \*streak intact entering 2010-11  
**Best plus/minus** — +5, Nov. 15, 2007 at Los Angeles (with Anaheim)  
**200th NHL game** — Feb. 6, 2010 at Nashville (with San Jose)  
**100th NHL game** — March 12, 2008 vs. Vancouver (with Anaheim)  
**Stanley Cup Champion** — Anaheim (2006-07)

in 65 games with Manitoba (AHL)...**Playoffs:** Notched two assists with 12 PIM in 14 games...**2003-04:** With San Antonio (AHL), posted 19 points and 42 PIM in 79 games...**2002-03:** Completed his second year with Norfolk (AHL)...**Playoffs:** Appeared in nine postseason contests, earning four points with four PIM...**2001-02:** Made his professional hockey debut with Norfolk...Also made his professional postseason debut, appearing in four playoff games...**2000-01:** In his senior season at Clarkson University, collected collegiate highs in goals, assists and points...Named to the NCAA East First All-American Team and ECAC First All-Star Team...Led the Golden Knights to the best regular season record in the ECAC.

**Personal:** "Husky" and "Vern" (given by Joe Thornton, but has no idea why) lists these favorites: Radiohead





## CAREER VS. NHL

	OVERALL					WITH SAN JOSE				
	GP	G	A	PTS	PIM	GP	G	A	PTS	PIM
ANA	6	0	2	2	6	6	0	2	2	6
ATL	1	0	0	0	0	1	0	0	0	0
BOS	2	0	1	1	2	1	0	0	0	0
BUF	3	1	1	2	0	2	1	0	1	0
CGY	10	0	0	0	10	4	0	0	0	6
CAR	4	1	0	1	4	1	1	0	1	0
CHI	11	1	2	3	10	4	0	1	1	2
COL	10	0	0	0	19	4	0	0	0	0
CBJ	14	0	1	1	18	4	0	0	0	5
DAL	19	0	0	0	10	6	0	0	0	6
DET	13	2	0	2	4	4	0	0	0	0
EDM	12	1	3	4	2	4	0	1	1	2
FLA	2	0	0	0	0	1	0	0	0	0
LA	18	1	4	5	6	6	0	1	1	2
MIN	9	0	1	1	4	4	0	1	1	2
MTL	3	1	2	3	0	1	0	1	1	0
NSH	10	0	4	4	6	4	0	2	2	0
NJ	2	0	0	0	2	1	0	0	0	2
NYI	2	0	0	0	0	1	0	0	0	0
NYR	3	0	1	1	0	1	0	1	1	0
OTT	3	0	0	0	0	1	0	0	0	0
PHI	3	0	1	1	2	2	0	1	1	2
PHO	18	1	1	2	22	6	1	0	1	6
PIT	2	0	1	1	2	1	0	1	1	0
SJ	14	0	4	4	8	-	-	-	-	-
STL	14	0	5	5	6	4	0	1	1	2
TB	1	0	1	1	0	1	0	1	1	0
TOR	3	0	1	1	0	1	0	0	0	0
VAN	9	0	3	3	0	4	0	3	3	0
WAS	3	0	2	2	4	2	0	2	2	4
TTL	224	9	41	50	147	82	3	19	22	47



(musicians); “Bottle Rocket” (a 1996 movie that marked the on-screen debuts of Owen and Luke Wilson); “Curb Your Enthusiasm” (television show); Larry David (actor and non-sports idol); Ottawa Senators (NHL team while growing up); Ottawa (NHL road city); Forbes Mill (San Jose area restaurant); Turtle Island (vacation spot — went there recently for his honeymoon); steak (food); “R.B.I. Baseball” for Nintendo (video game); Christmas (holiday); playing Scrabble vs. Jason Demers (board game — and they’re even in their match-up, according to Huskins)...first job was holding a stop sign at a

construction site...memorable NHL moment: winning 2007 Stanley Cup with Anaheim...Chris Chelios is his hockey idol...affiliated with School Box in his hometown of Almonte, Ontario. The group goes to poor countries and provides them with school supplies...most famous person in cell phone directory is Jason Demers...calls his golf handicap “not good”...likes to play at Black Gold Golf Course in Southern California...started skating and playing hockey at five...wears Reebok skates, size 10.5.

## CAREER STATISTICS

Season	Club	League						PLAYOFFS				
			GP	G	A	PTS	PIM	GP	G	A	PTS	PIM
1997-98	Clarkson	NCAA	35	2	8	10	46	-	-	-	-	-
1998-99	Clarkson	NCAA	37	5	11	16	28	-	-	-	-	-
1999-00	Clarkson	NCAA	28	2	16	18	30	-	-	-	-	-
2000-01	Clarkson	NCAA	35	6	28	34	22	-	-	-	-	-
2001-02	Norfolk	AHL	65	4	11	15	44	4	0	1	1	0
2002-03	Norfolk	AHL	80	5	22	27	48	9	2	2	4	4
2003-04	San Antonio	AHL	79	5	14	19	42	-	-	-	-	-
2004-05	Manitoba	AHL	65	5	11	16	41	14	0	2	2	12
2005-06	Portland	AHL	80	8	23	31	64	18	3	6	9	14
2006-07	Portland	AHL	39	3	12	15	23	-	-	-	-	-
	Anaheim	NHL	33	0	3	3	14	21	0	1	1	11
2007-08	Anaheim	NHL	76	4	15	19	59	6	0	1	1	2
2008-09	Anaheim	NHL	33	2	4	6	27	-	-	-	-	-
2009-10	San Jose	NHL	82	3	19	22	47	15	0	0	0	6
	San Jose Totals		82	3	19	22	47	15	0	0	0	6
	NHL Totals		224	9	41	50	147	42	0	2	2	19

Selected by Chicago in the 1998 NHL Entry Draft (6th round, 156th overall). Signed as a free agent by Florida on Aug. 14, 2003. Signed as a free agent by Vancouver on Sept. 16, 2004. Signed as a free agent by Anaheim on Aug. 30, 2005. Acquired by San Jose along with Travis Moen in exchange for Nick Bonino, Timo Pielmeier and a fourth round selection in the 2012 NHL Entry Draft on March 4, 2009.






# 12 PATRICK MARLEAU

CENTER

**SHOOTS:** Left **HEIGHT/WEIGHT:** 6-foot-2, 220 pounds  
**BORN:** 9/15/79 in Aneroid, Saskatchewan  
**HOMETOWN:** San Jose, California

Selected by San Jose in the 1997 NHL Entry Draft (1st round, 2nd overall).



**2009-10:** Named the Sharks Foundation "Sharks Player of the Year"...His career-high 44 goals tied the second most ever scored by a Sharks player in a single season (Owen Nolan — 1999-00) and were fourth in the National Hockey League...Third in the NHL in road goals (21)...14th in the NHL in points, T-10th in game-winning goals (six), T-3rd in shorthanded goals (four) and T-13th in power play goals (12)...Became the third Sharks player in history to score 40 goals in a season (Jonathan Cheechoo and Nolan) with his tally March 11 vs. Nashville...Established a career high with his 39th goal on March 4 vs. Montreal...Became the third Sharks player to reach 30 goals in a season (47 games), surpassing Cheechoo's mark (50 games) from 2005-06...Scored two goals at Phoenix on Jan. 12 to reach the plateau, becoming the first player in the NHL this season to reach 30, the first time a Shark has ever reached 30 first in a season...Scored his 300th and 301st NHL goals on Dec. 26 vs. Anaheim...Tied franchise record for the fastest 20 goals to start a season (32 games) on Dec. 9 vs. Los Angeles, equaling Nolan in 1999-00...Posted his third career hat trick on Nov. 27 at Edmonton...Appeared in his 900th game on Dec. 1 vs. Ottawa and scored two goals...Tied his career high with a nine-game point streak (16, six goals and 10 assists) from Oct. 17-Nov. 4...Named NHL Third Star of the Week by recording nine points (three goals and six assists) in four games from Oct. 19-25...Became the fastest Shark to score 10 goals in franchise history (13 games)...Tied a franchise record for quickest goal to start a third period (nine seconds) on Oct. 10 vs. Minnesota...**Playoffs:** Figured in the scoring on all but one of the team's goals in the WCF (six points, five goals), including back-to-back multi-goal games...The first player in NHL playoff history to have consecutive multi-goal games in which he's scored all of his teams' goals...Ended the postseason with an eight-game point streak (10 points, seven goals)...Scored the game-winning goal in the series-clinching Game 5 of the WCSF on May 8...In his 100th career playoff game, scored the overtime game-winner in Game 3 of the WCSF on May 4...Missed Game 1 of the WCSF on April 29 (flu)...**Olympics:** Won a gold medal with Canada and tied the team high with 28 shots in seven games.

**Career 2008-09:** Selected as the "Sharks Player of the Year"...Winner of the 2008-09 PlayStation "Three Stars of the Game" Award...Sharks nominee for the King

## NHL CAREER HIGHLIGHTS

**First NHL game** — Oct. 1, 1997 vs. Edmonton  
**First NHL goal** — Oct. 19, 1997 at Phoenix (Nikolai Khabibulin)  
**First NHL assist** — Oct. 11, 1997 vs. Boston  
**Most points, game** — 4, 7 times, most recent, March 27, 2010 vs. Vancouver  
**Most goals, game** — 3, 3 times, most recent, Nov. 27, 2009 at Edmonton  
**Most assists, game** — 4, Feb. 10, 2006 vs. Dallas  
**Most consecutive games, point** — 9, 2 times, most recent, Oct. 17, 2009 at NY Islanders through Nov. 4, 2009 at Columbus  
**Most consecutive games, goal** — 6, 2 times, most recent, Nov. 11-21, 2003  
**Most consecutive games, assist** — 7, Dec. 2-18, 2005  
**Most consecutive games played** — 181, Dec. 8, 2001 at Vancouver through Jan. 15, 2004 vs. Vancouver  
**Best plus/minus** — +4, Dec. 4, 2000 at Calgary  
**900th NHL game** — Dec. 1, 2009 vs. Ottawa  
**100th NHL goal** — Nov. 13, 2002 at Atlanta  
**300th NHL goal** — Dec. 26, 2009 vs. Anaheim  
**100th NHL assist** — Dec. 11, 2001 vs. Edmonton  
**300th NHL assist** — April 3, 2008 at Los Angeles  
**600th NHL point** — Feb. 17, 2009 vs. Edmonton  
**NHL Hat Tricks** — 3, April 6, 2002 vs. Detroit; Nov. 9, 2006 at Los Angeles; Nov. 27, 2009 at Edmonton  
**NHL Offensive Player of the Week** — Nov. 30-Dec. 4, 2005; Feb. 5-11, 2006  
**NHL Player of the Week** — Oct. 19 - 25, 2009 (Third Star)  
**"Sharks Player of the Year"** — 2003-04, 2008-09, 2009-10  
**"Sharks Player of the Month"** — Oct. 2009, Oct. 2008, Jan. 2007, Nov. 2005, Dec. 2003 (co-winner), Nov. 2002  
**PlayStation "Sharks Rookie of the Year"** — Co-winner 1997-98  
**PlayStation "Three Stars of the Game" Award** — 2003-04, 2008-09  
**"Sharks Iron Man Award"** — Co-winner 1999-00  
**NHL All-Star Game** — 2009, 2007, 2004  
**Olympics** — 2010 (gold medal)  
**World Cup** — Team Canada (2004, DNP)  
**World Championships** — Team Canada (1999, 2001, 2003, 2005)

Clancy Memorial Trophy...Second on team in points and first in goals (T-11th in NHL)...T-3rd in the League in GW goals (10) and T-9th in home goals (20)...T-2nd in NHL with five SH goals...T-3rd in the NHL in SH points (seven)...Set a career high with nine shots on Feb. 28 at





## CAREER VS. NHL

	GP	G	A	PTS	PIM
ANA	72	20	24	44	32
ATL	12	9	8	17	9
BOS	15	4	8	12	2
BUF	15	4	6	10	2
CGY	45	12	19	31	14
CAR	15	5	8	13	2
CHI	47	15	18	33	27
COL	46	12	14	26	11
CBJ	35	9	17	26	4
DAL	72	19	24	43	30
DET	47	17	21	38	14
EDM	47	27	15	42	30
FLA	16	7	8	15	4
LA	72	29	33	62	22
MIN	36	11	10	21	16
MTL	14	6	5	11	8
NSH	42	15	24	39	6
NJ	15	5	4	9	2
NYI	15	3	4	7	4
NYR	14	8	4	12	0
OTT	13	8	5	13	2
PHI	18	7	8	15	4
PHO	71	18	29	47	24
PIT	16	5	5	10	0
SJ	—	—	—	—	—
STL	49	11	13	24	16
TB	17	8	8	16	4
TOR	14	4	8	12	4
VAN	48	18	16	34	26
WAS	15	4	7	11	6
<b>TOTALS</b>	<b>953</b>	<b>320</b>	<b>373</b>	<b>693</b>	<b>325</b>



Montreal...Registered his 600th and 601st career points with two goals vs. Edmonton on Feb. 17...Named to the Western Conference All-Star Team, his third appearance (2007 and 2004) and tied for the game-high with three points (goal and two assists)...Surpassed Nolan's all-time franchise record for power play goals by scoring his 76th on Dec. 4 vs. Columbus...Played in his 800th game on Oct. 17 at Anaheim...**Playoffs:** Scored both game winning goals for the Sharks...Tied for team lead in goals (two)...Scored the game-winning goal in overtime in Game 5 of the WCQF vs. Anaheim on April 25...Scored the game-winning, power play goal in Game 3 of the WCQF at Anaheim on April 21...**2007-08:** Fourth on team in goals, fifth in assists and fourth in points...T-2nd on team in takeaways (44)...Scored the game-deciding goal in three consecutive games, including two game-winners (one in regulation and one in OT) and one shootout winner from March 3-9...Registered his 500th career point with three assists on Nov. 15 at Phoenix...**Playoffs:** T-4th on Sharks in points, T-3rd in goals and T-5th in assists...Shorthanded goals in Games 3 and 4 of the WCSF at Dallas are the first time a player has scored a shorthanded goal in back-to-back playoff games in the same year since Brett Hull in 2002...Posted at least one point in five out of the seven games in the Calgary series (six)...His assist in Game 2 of the WCQF on April 10 vs. Calgary put him in second on the Sharks all-time postseason assist list (22)...**2006-07:** Sharks were 19-2-0 when he posted a multi-point game...Second on team in points and third in goals...T-19th in the NHL in PP goals (14), T-4th in game-winning goals (nine) and T-16th in PP points (37)...Played his 700th NHL game at Calgary on Feb. 24, becoming the eighth youngest player in NHL history to reach that mark (27 years, 162 days). Had it not been for the lockout, he would have been the youngest player in NHL history to accomplish the feat...Became the first Sharks player to record back-to-back 30-goal seasons...Snapped his 172 consecutive games played streak on Feb. 16 at Columbus (upper body injury)...The *San Jose Mercury News* "2006 South Bay Sports Person of the Year"...Selected to the Western Conference All-Star Team and scored the fourth goal for the West...Narrowly missed winning the Fastest Skater Competition in the SuperSkills event, posting a laptime of 14.08 seconds...Named the "Sharks Player of the Month" for January...Earned first fighting major since Jan. 4, 2003 on Jan. 13 at Phoenix...Named "*The Hockey News* Player of the Week" by posting seven points in two games during the week of Jan. 1-7...Became the franchise leader in goals when he broke Nolan's mark (207) with his 20th at Los Angeles on Jan. 11...Surpassed Nolan's all-time points mark (451) with four vs. Detroit on Jan. 4...Recorded his 246th assist on Dec. 31 at Dallas, surpassing Nolan's franchise record (245)...Set a franchise record for games played (672), surpassing Mike Rathje on Dec. 12 at Los Angeles...Recorded his 200th goal on Nov. 22 vs. Los Angeles...Recorded second hat trick on Nov. 9 at Los Angeles...**Playoffs:** Surpassed the Sharks franchise record for career postseason games (Rathje — 71) by appearing in his 72nd in Game 5 of the WCSF at Detroit on May 5...Scored the game-tying and game-winning goals in the series-clinching Game 5 at Nashville on April 20...**2005-06:** Established single-season career highs in power play goals (20 — seventh in NHL)...44 power play points (20 goals and 24 assists) ranked 13th in the NHL...19th in NHL in points...Third on the Sharks in points and ice time for a forward (19:55)...Named NHL Offensive Player of the Week for Feb. 11...Set a career





high and tied a franchise record by recording four assists against Dallas on Feb. 10...Set a career high with a seven-game assist streak (13, Dec. 2-18)...Set a Sharks franchise record for points by an individual player in a four-game span with 12 from Dec. 2 at Buffalo through Dec. 8 vs. Florida (matched by Thornton)...Named NHL Offensive Player of the Week, registering an NHL-high six points in three games, for the week ending Dec. 4..."Sharks Player of the Month" for November...**Playoffs:** At the time of elimination, led NHL in goals, T-1st in PP goals (four) and GWG (two) and T-3rd in points (13)...Registered at least one goal in five consecutive games (eight) from April 23-May 7...His seven goals and four power play goals in the WCQF are both franchise records in a single postseason series (PPG tied by PavelSKI in 2010 vs. Detroit)...Led all NHL skaters during the CQF in goals (seven) and was T-1st in power play goals (four) and game-winning goals (two)...Registered his third career hat trick, including the game-winning goal, in Game 4 of the WCQF vs. Nashville on April 27, making him the franchise's all-time postseason scoring leader...**2004-05:** Selected to play for gold medal-winning Team Canada at the 2004 World Cup of Hockey (DNP) and the silver medal-winning team at the 2005 World Championships...Invited to Team Canada's Development Camp for the 2006 Winter Olympics...**2003-04:** Led Sharks in points and T-1st in goals...Recipient of the "Sharks Player of the Year" and PlayStation "Three Stars of the Game" Awards...Played 15:11 at All-Star Game...As part of the rotating captaincy plan, was named captain for the remainder of the season on Jan. 5...Named alternate captain for fourth 10-game segment (Dec. 17-Jan. 3)...Had consecutive games played streak snapped at 181, missing Jan. 17 at Colorado (ankle)...Surpassed 300 NHL points on Jan. 10 vs. Atlanta (goal and assist)...Played in his 500th NHL game on Nov. 26 vs. Chicago...**Playoffs:** T-14th NHL in points and T-3rd in PP goals (four — led Sharks)...First on team with eight goals, second with 12 points...Posted hat tricks in Game 2 of WCQF vs. St. Louis on April 10 and Game 1 of WCSF vs. Colorado on April 22...**2002-03:** Helped Team Canada win gold medal at the 2003 IIHF Men's World Championships...First on team, third in tournament in plus/minus (plus-11)...T-1st on Sharks in goals, third in assists and points and fourth in shots (172)...Led Sharks in shooting percentage (16 percent)...One of six Sharks to appear in all 82 games...Tallied first career shorthanded goal Dec. 6 vs. Columbus...Named "Sharks Player of the Month" for November...Scored his 100th NHL goal Nov. 13 at Atlanta...Scored penalty shot goal Nov. 11 vs. Dan Blackburn of the N.Y. Rangers...Appeared in 400th NHL game Oct. 19 vs. Colorado, becoming the youngest active NHL player (23 years, 34 days) to achieve the feat and the youngest player since Bob Carpenter played in his 400th on April 6, 1986 (22 years, 268 days old)...**2001-02:** T-4th on team in goals...T-2nd on team in shooting percentage (17 percent) and in game-winning goals (five)...Tallied first career hat trick on April 6 vs. Detroit...**Playoffs:** Posted points in nine of 12 games...Led team in shooting percentage (29 percent), goals, game-winning goals (three) and points...Posted points (10) in first eight playoff games, setting Sharks record for playoff point streak...Tallied game-winning power play goal in Game 3 of WCSF vs. Colorado on May 6...Assisted on Adam Graves' game-winning series-clinching goal in Game 5 of the WCQF vs. Phoenix on April 26...**2000-01:** T-2nd on Team Canada in scoring at the World Championships...Led Sharks in goals, shooting percentage (17 percent), GWGs (six) and points...Played in his 300th NHL game on March 1 at Ottawa...**Playoffs:** Scored Sharks lone goal in Game 1 of WCQF at St. Louis April 12...**1999-00:** Co-recipient of the "Sharks Iron Man" Award...Recorded seven multi-point games...Collected his first "Gordie Howe Hat Trick" Dec. 10 vs. Atlanta...**1998-99:** Represented Canada at the World Championships...Led Sharks in shooting percentage (15.7 percent), second in GWG (fourth) and third in points and T-3rd in plus/minus (plus-10)...**Playoffs:** Posted first career points in Stanley Cup Playoffs (goal and an assist) in Game 4 of WCQF on April 30 at Colorado...**1997-98:** Co-winner of the PlayStation "Sharks Rookie of the Year" Award, along with Marco Sturm and Andrei Zyuzin...Named runner-up for NHL Rookie of the Month for March after scoring nine points in 15 games...The youngest player in the NHL, finishing season at 18 years, seven months...T-5th among NHL rookies in goal scoring, second in shooting percentage (14.4 percent), third in points and fourth in scoring...Posted first career GWG Feb. 4 at Edmonton...Posted first 2-goal game of career Nov. 24 vs. Anaheim...Registered first NHL goal Oct. 19 at Phoenix, making him the second youngest player to score a regular season NHL goal since the end of World War II (according to Elias Sports Bureau, youngest was Chicago's Grant Mulvey, 18 years, 1 month and 2 days on Oct. 19, 1974)...Scored first preseason goal Sept. 14 vs. Los Angeles in San Diego, the day before he turned 18...**Playoffs:** Youngest active player during Stanley Cup Playoffs...**1996-97:** Youngest player drafted in 1997 NHL Entry Draft at 17

## PATRICK MARLEAU ALL-TIME ON THE SHARKS LEADER BOARD

(entering the 2010-11 season)

### GAMES PLAYED

RK	PLAYER	GP
1	Patrick Marleau	953
2	Mike Rathje	671
3	Owen Nolan	568
4	Evgeni Nabokov	563

### ASSISTS

RK	PLAYER	A
1	Patrick Marleau	373
2	Joe Thornton	361
3	Owen Nolan	245
4	Jeff Friesen	201

### POWER PLAY GOALS

RK	PLAYER	PPG
1	Patrick Marleau	85
2	Owen Nolan	75
3	Jonathan Cheechoo	62
4	Joe Thornton	44

### GOALS

RK	PLAYER	G
1	Patrick Marleau	320
2	Owen Nolan	206
3	Jonathan Cheechoo	165
4	Jeff Friesen	149

### POINTS

RK	PLAYER	PTS
1	Patrick Marleau	693
2	Joe Thornton	477
3	Owen Nolan	451
4	Jeff Friesen	350

### GAME-WINNING GOALS

RK	PLAYER	GWG
1	Patrick Marleau	59
2	Jonathan Cheechoo	36
3	Marco Sturm	27
4	Milan Michalek	25
	Nolan/Friesen	25





years, 9 months, 6 days...1997 Western Hockey League Western Conference Player of the Year...WHL's third leading scorer...Fourth in league in goals and assists...Named to WHL Western Conference First All-Star Team...Led WHL in SHG (nine).

**Personal:** "Patty" wore No. 14 from 1997-98 until 2001-02...favorites: Nickelback and The Tragically Hip (musicians); "The Bourne Identity" (movie); "Big Brother," "The Biggest Loser" and "Entourage" (television shows); Nick's on Main in Los Gatos (San Jose area restaurant); Maui or anywhere tropical (vacation spot); yahoo.com (web site); "I wish I had time to play" (video game); Christmas (holiday)...the ninth captain in Sharks history from 2003-04 to 2008-09...has a foundation with former NHLer Trent McCleary and ex-Sharks forward Travis Moen (The McCleary-Marleau-Moen Sport and Recreation Foundation) — [www.mcclearymarleaufoundation.com](http://www.mcclearymarleaufoundation.com)...memorable Sharks/NHL moment: being selected as the No. 2 overall pick in 1997 and the 2004 Western Conference Final...hockey idol is Mario Lemieux...lists superstition as being superstitious...golf is his hobby...hates loud eaters, bad drivers and smokers...would like to have met his grandfather...most famous people in his cell phone directory: Minnesota Twins star Justin Morneau, Pittsburgh Penguins Captain Sidney Crosby and Mike Ricci...claims he speaks "toddlerease" ("Does that count?")...first job was shoveling grain...favorite athletes are Tiger Woods and Lance Armstrong...away from the ice, likes to play golf and spend time with his family...started skating at three and playing hockey at five...wears CCM/Reebok skates (size 9.75)...oldest piece of protective equipment is his shoulder pads ("decades old").

## CAREER STATISTICS

Season	Club	League	GP	G	A	PTS	PIM	GP	G	A	PTS	PIM
1995-96	Seattle	WHL	72	32	42	74	22	5	3	4	7	4
1996-97	Seattle	WHL	71	51	74	125	37	15	7	16	23	12
1997-98	San Jose	NHL	74	13	19	32	14	5	0	1	1	0
1998-99	San Jose	NHL	81	21	24	45	24	6	2	1	3	4
	Canada	World Champ.	7	1	2	3	0	-	-	-	-	-
1999-00	San Jose	NHL	81	17	23	40	36	5	1	1	2	2
2000-01	San Jose	NHL	81	25	27	52	22	6	2	0	2	4
	Canada	World Champ.	7	2	3	5	4	-	-	-	-	-
2001-02	San Jose	NHL	79	21	23	44	40	12	6	5	11	6
2002-03	San Jose	NHL	82	28	29	57	33	-	-	-	-	-
	Canada	World Champ.	9	0	4	4	4	-	-	-	-	-
2003-04	San Jose	NHL	80	28	29	57	24	17	8	4	12	6
	Canada	World Cup	-	-	-	-	-	-	-	-	-	-
2004-05	Canada	World Champ.	9	2	2	4	4	-	-	-	-	-
2005-06	San Jose	NHL	82	34	52	86	26	11	9	5	14	8
2006-07	San Jose	NHL	77	32	46	78	33	11	3	3	6	2
2007-08	San Jose	NHL	78	19	29	48	33	13	4	4	8	2
2008-09	San Jose	NHL	76	38	33	71	18	6	2	1	3	8
2009-10	San Jose	NHL	82	44	39	83	22	14	8	5	13	8
	Canada	Olympics	7	2	3	5	0	-	-	-	-	-
	NHL/Sharks Totals		953	320	373	693	325	106	45	30	75	50

Selected by San Jose in the 1997 NHL Entry Draft (1st round, 2nd overall).





10

RIGHT WING

## JAMAL MAYERS

SHOOTS: Right HEIGHT/WEIGHT: 6-foot-1, 215 pounds  
 BORN: 10/24/74 in Toronto, Ontario  
 HOMETOWN: Toronto, Ontario

Signed by San Jose as a free agent on Aug. 4, 2010.



**2009-10:** Acquired by Calgary in a seven-player trade with Toronto on Jan. 31...Totaled a career-high 131 PIM, which was T-21st in the NHL...Scored his first goal as a Flame (GWG) on March 11...Played first game with the Flames on Feb. 1...Led the Maple Leafs in faceoff percentage (57.0) and was second in PIM (78) at time of trade on Jan. 31.

**Career 2008-09:** Fourth on Toronto in PIM...**2007-08:** Posted career highs in assists and points...T-4th on the team in PIM...Won silver medal for Canada at World Championships...**2006-07:** Led team in PIM...Registered 600th PIM on Nov. 4 vs. Calgary...Played in his 500th NHL game on March 8 vs. Dallas...Helped Canada win gold medal at World Championships...Two of his four goals were game-winners...**2005-06:** Set career high in goals (second on team)...Also second in PIM...Registered a career-high 21 penalty minutes on Dec. 16 at Chicago...Registered a career-high four-game point streak (three goals and two assists) from Oct. 8-20...Registered first two-goal game of career on Oct. 8 vs. San Jose...Registered 500th PIM on Dec. 13 vs. Pittsburgh...**2004-05:** Split season with Missouri of the United Hockey League and Hammarby IF of the Swedish-1 League...**2003-04:** Tied for the team lead in games played...St. Louis went 5-1-0-0 when he scored a goal and 7-3-0-1 when he recorded a point...Registered 400th PIM on Dec. 30 vs. Philadelphia...**Playoffs:** Played in five games...**2002-03:** Suffered a season-ending knee injury, tearing his ACL, MCL and cartilage in his right knee on Nov. 15 at Edmonton...**2001-02:** Played 200th NHL game on Oct. 22 vs. Calgary...Recorded 300th PIM on Feb. 28 at Calgary...**Playoffs:** Scored a career-high three playoff goals, including two game-winners...**2000-01:** Recorded first 20-point season in NHL...Finished third on the team in PIM...**1999-00:** Fourth on team in PIM...Played 100th NHL game on Feb. 29 vs. Philadelphia...Played seven games for Canada at IIHF World Championships...**1998-99:** Split the season between St. Louis and Worcester (AHL)...Scored first NHL goal Feb. 8 at Florida...**Playoffs:** Collected first NHL playoff point (assist) on May 10 vs. Dallas...**1997-98:** Split season between Worcester and St. Louis...Made NHL debut on Nov. 3...Collected first NHL point (assist) on Nov. 5 at Toronto...**1992-96:** Played four seasons for Western Michigan University of the Central Collegiate Hockey Association and scored 158 points (55 goals and 103 assists) with 181 PIM.

## NHL CAREER HIGHLIGHTS

**First NHL game** — Nov. 3, 1996 vs. Dallas (with St. Louis)  
**First NHL goal** — Feb. 8, 1999 at Florida (with St. Louis off Sean Burke)  
**First NHL assist** — Nov. 5, 1996 at Toronto (with St. Louis)  
**Most points, game** — 3, Nov. 22, 2006 at Columbus (with St. Louis)  
**Most goals, game** — 2, 3 times, most recent, Nov. 25, 2007 vs. Calgary (with St. Louis)  
**Most assists, game** — 2, 6 times, most recent, March 19, 2010 vs. San Jose (with Calgary)  
**Most consecutive games, point** — 4, Oct. 8, 2005 through Oct. 20, 2005 (with St. Louis)  
**Most consecutive games, goal** — 2, 5 times, most recent, Feb. 5, 2008 through Feb. 9, 2008 (with St. Louis)  
**Most consecutive games, assist** — 2, 13 times, most recent, March 17, 2010 at Colorado through March 19, 2010 vs. San Jose (with Calgary)  
**Most consecutive games played** — 133, Dec. 13, 2006 through April 3, 2008 (with St. Louis)  
**Best plus/minus** — +3, Nov. 22, 2006 at Columbus (with St. Louis)  
**700th NHL game** — Jan. 9, 2010 vs. Pittsburgh (with Toronto)  
**100th NHL point** — Jan. 17, 2006 vs. New Jersey (with St. Louis)  
**100th NHL assist** — Jan. 5, 2010 vs. Florida (with Toronto)  
**World Championships** — Canada (2008, 2007, 2000)

**Personal:** "Jammer" lists these favorites: Lenny Kravitz and Jay Z (musicians); "The Usual Suspects" (movie); "Law and Order" (television show — "It doesn't matter which one, they're all good."); Ed Norton (actor); Montreal (NHL road city); St. Louis Cardinals (professional sports team); LB Steak (San Jose area restaurant); Bahamas (vacation spot); usatoday.com (web site); Christmas (holiday); *Details* (magazine); tennis star Roger Federer (professional athlete — "He's a winner. All he does is win."); fish (food — especially Chilean seabass)...likes to cook ("Everything" — especially on the grill)...first job: grocery store stocker...memorable NHL moment: the 2001 Western Conference Finals with St. Louis...another memorable hockey career moment: winning the 2007 World Championships for Team Canada...hockey idol is Hockey Hall of Famer Mark Messier...gets irritated when people don't say thanks when holding the door open for them...would've wanted to meet tennis legend Arthur Ashe ("I'd like to hear about his experiences. He



**CAREER VS. NHL**

TEAM	GP	G	A	PTS	PIM
ANA	32	5	2	7	27
ATL	12	0	0	0	13
BOS	17	3	4	7	21
BUF	16	0	3	3	38
CAR	18	0	3	3	33
CGY	34	5	1	6	53
CHI	48	4	8	12	63
CBJ	39	9	4	13	53
COL	32	2	7	9	27
DAL	30	2	7	9	30
DET	47	4	6	10	59
EDM	33	4	2	6	44
FLA	19	3	2	5	16
LA	29	4	4	8	48
MIN	29	2	3	5	29
MTL	16	1	0	1	18
NJ	10	2	5	7	22
NYI	14	1	2	3	10
NYR	13	1	3	4	20
NSH	49	3	10	13	45
OTT	19	3	2	5	21
PHI	17	2	1	3	30
PHO	32	6	6	12	44
PIT	14	1	1	2	24
SJ	32	7	5	12	88
STL	1	0	1	1	0
TB	17	2	3	5	21
TOR	14	1	4	5	13
VAN	37	3	8	11	34
WAS	17	1	0	1	25
<b>TOTALS</b>	<b>737</b>	<b>81</b>	<b>107</b>	<b>188</b>	<b>969</b>



had principles and stood by them.")...speaks English and French...most famous person in cell phone directory is actor and hockey fan Cuba Gooding Jr....says golf handicap is "terrible" (minus-18)...favorite course is a club in St. Louis...started skating at two and playing hockey when he was four...wears Bauer skates, size nine...his shoulder pads are his oldest piece of equipment (18 years old)...affiliated with two charities: Nurses for Newborns (a St. Louis foundation which provides a safety net for families most at risk) and Aidan's Quest (an Ontario group which raises funds to help fight neuroblastoma, a type of childhood cancer)...brother (Allan) set five sprinting records in the CIAU (Canadian Interuniversity Athletic Union), the Canadian version of the NCAA.

**CAREER STATISTICS**

Season	Club	League	GP	G	A	PTS	PIM	GP	G	A	PTS	PIM
1992-93	Western Michigan	CCHA	38	8	17	25	26	-	-	-	-	-
1993-94	Western Michigan	CCHA	40	17	32	49	40	-	-	-	-	-
1994-95	Western Michigan	CCHA	39	13	33	46	40	-	-	-	-	-
1995-96	Western Michigan	CCHA	38	17	22	39	75	-	-	-	-	-
1996-97	Worcester	AHL	62	12	14	26	104	5	4	5	9	4
	St. Louis	NHL	6	0	1	1	2	-	-	-	-	-
1997-98	Worcester	AHL	61	19	24	43	117	11	3	4	7	10
1998-99	Worcester	AHL	20	9	7	16	34	-	-	-	-	-
	St. Louis	NHL	34	4	5	9	40	11	0	1	1	8
1999-00	St. Louis	NHL	79	7	10	17	90	7	0	4	4	2
2000-01	St. Louis	NHL	77	8	13	21	117	15	2	3	5	8
	Canada	World Ch.	7	1	0	1	2	-	-	-	-	-
2001-02	St. Louis	NHL	77	9	8	17	99	10	3	0	3	2
2002-03	St. Louis	NHL	15	2	5	7	8	-	-	-	-	-
2003-04	St. Louis	NHL	80	6	5	11	91	5	0	0	0	0
2004-05	Hammarby IF	Swe-1	19	9	13	22	36	-	-	-	-	-
	Missouri	UHL	13	5	2	7	68	-	-	-	-	-
2005-06	St. Louis	NHL	67	15	11	26	129	-	-	-	-	-
2006-07	St. Louis	NHL	80	8	14	22	89	-	-	-	-	-
	Canada	World Ch.	9	4	1	5	8	-	-	-	-	-
2007-08	St. Louis	NHL	80	12	15	27	91	-	-	-	-	-
	Canada	World Ch.	9	2	3	5	2	-	-	-	-	-
2008-09	Toronto	NHL	71	7	9	16	82	-	-	-	-	-
2009-10	Toronto	NHL	44	2	6	8	78	-	-	-	-	-
	Calgary	NHL	27	1	5	6	53	-	-	-	-	-
	NHL Totals		737	81	107	188	969	48	5	8	13	20

Selected by St. Louis in the 1993 NHL Entry Draft (4th round, 89th overall). Acquired by Toronto from St. Louis in exchange for a third round selection (70th overall — James Livingston) in the 2008 NHL Entry Draft on June 19, 2008. Acquired by Calgary along with Ian White, Mat Stajan and Niklas Hagman from Toronto in exchange for Dion Phaneuf, Fredrik Sjostrom and Keith Aulie on Jan. 31, 2010. **Signed by San Jose as a free agent on Aug. 4, 2010.**





# 64 JAMIE MCGINN

LEFT WING

**SHOOTS:** Left **HEIGHT/WEIGHT:** 6-foot-1, 195 pounds  
**BORN:** 8/5/88 in Fergus, Ontario  
**HOMETOWN:** Fergus, Ontario

Selected by San Jose in the 2006 NHL Entry Draft (2nd round, 36th overall).



**2009-10:** Sharks were 8-1-1 when he scored a goal and 11-1-2 in his career...Had a point in three out of the last five games (three, two goals and an assist)...Posted a two-point night on March 14 at Anaheim (goal and an assist)...Recorded his first assist of the season on Dec. 31 at Phoenix and established a career high in points...Tied his rookie output with his fourth goal of the season on Nov. 29 at Vancouver...Scored the game-winner on Nov. 7 vs. Pittsburgh...Scored first goal of the season on Oct. 30 vs. Colorado...**AHL:** Scored the game-winning goal with 11 seconds left in Worcester's season opener...**Playoffs:** Recorded five hits and earned a roughing minor in Game 5 of the WCQF...Made postseason debut on April 14 in Game 1 of the WCQF.

**Career 2008-09:** Scored first NHL power play goal on March 22 vs. Colorado...**AHL:** Tied for third on Worcester in goals and led team in power play goals (eight)...**Playoffs:** On San Jose's roster for the WCQF vs. Anaheim, but didn't play...Joined Worcester's playoff run before Game 1 of their second round series vs. Providence. Flying in from San Jose the morning of Game 1 on April 28, scored two goals...Tied for the team lead in goals in just six games...**2007-08:** Assigned to Worcester on March 28 after serving as team captain for Ottawa (OHL)...Tied for team lead in points...First on team in plus/minus (plus-10), goals and power play goals (11)...**Playoffs:** Led 67s in scoring and tied for team lead in goals...**2006-07:** Seventh in the OHL and led team in goals...T-17th in OHL and led 67s in points...T-8th in the OHL in power play goals (21)...Second on the team in assists...Named Third Team OHL All-Star...Posted two points (goal and an assist) and was a plus-3 in the 2006-07 All-Star Classic...Named OHL Player of the Week for the week ending Dec. 17...Joined Worcester following the OHL season...**Playoffs:** Led Ottawa in goals and finished second on the team in points...Appeared in all of Worcester's six Calder Cup Playoff games...**2005-06:** Fourth on the team in points and goals, fifth in assists and third in penalty minutes...Was the Fastest Skater in the Prospects Skills Competition...Represented Canada at the World U-18 Hockey Championships...**2004-05:** Fourth among

## NHL CAREER HIGHLIGHTS

**First NHL game** — Oct. 28, 2008 vs. Pittsburgh  
**First NHL goal** — Oct. 30, 2008 vs. Detroit (Ty Conklin)  
**First NHL assist** — Oct. 30, 2008 vs. Detroit  
**Most points, game** — 2, 2 times, most recent, March 14, 2010 at Anaheim  
**Most goals, game** — 1, 14 times, most recent, April 6, 2010 at Calgary  
**Most assists, game** — 1, 5 times, most recent, April 2, 2010 at Minnesota  
**Most consecutive games, point** — 3, April 2, 2010 at Minnesota through April 6, 2010 at Calgary  
**Most consecutive games, goal** — 2, 4 times, most recent, April 4, 2010 at Colorado through April 6, 2010 at Calgary  
**Most consecutive games, assist** — 1, 5 times, most recent, April 2, 2010 at Minnesota  
**Most consecutive games played** — 33, Oct. 25, 2010 at Philadelphia through Jan. 6, 2010 vs. St. Louis  
**Best plus/minus** — +2, 2 times, most recent, March 14, 2010 at Anaheim  
**World U-18 Championship** — Canada (2006)

team rookies in points and assists...Third among team rookies in goals and power play goals (three)...Played for Team Ontario at Under-17 Tournament.

**Personal:** "Ginner" and "Sauce" lists these favorites: Eminem, Drake and Lil Wayne (musicians); "Happy Gilmore" (movie); "The Office" (television show); Denzel Washington (actor); Toronto Maple Leafs (NHL team while growing up); The Oakland Raiders (pro sports team); Mexico (vacation spot); rice with soy sauce (food); Christmas (holiday); "I can tell you that for free" (saying); Monopoly (board game); Tiger Woods (professional athlete); Calgary (NHL road city)...owns a cockapoo named Lucy...hobbies are fishing and playing golf...memorable NHL moment: first NHL goal...hockey idol is former NHLer Gary Roberts...first job: cutting grass at a golf course...says he has "a lot" of superstitions...hates traffic...speaks English and French...non-sports idol is his father Bob ("He got me to where I am today and how I present myself")...most famous person in cell phone directory is Scott Nichol...golf handicap is minus-15 and likes to play at any course in California...started skating at two and playing hockey at four...wears Bauer X:60





## CAREER VS. NHL

	GP	G	A	PTS	PIM
ANA	7	2	2	4	2
ATL	—	—	—	—	—
BOS	1	0	0	0	0
BUF	2	0	0	0	0
CGY	4	1	0	1	2
CAR	1	0	0	0	0
CHI	4	1	0	1	2
COL	6	3	0	3	4
CBJ	4	0	0	0	0
DAL	8	0	0	0	2
DET	4	1	1	2	2
EDM	5	1	0	1	2
FLA	1	0	0	0	0
LA	6	0	0	0	0
MIN	7	1	1	2	4
MTL	1	0	0	0	0
NSH	5	1	0	1	0
NJ	2	0	0	0	0
NYI	—	—	—	—	—
NYR	1	0	0	0	0
OTT	1	1	0	1	0
PHI	2	0	0	0	0
PHO	7	0	1	1	2
PIT	3	1	0	1	0
SJ	—	—	—	—	—
STL	5	0	0	0	2
TB	—	—	—	—	—
TOR	—	—	—	—	—
VAN	5	1	0	1	16
WAS	2	0	0	0	0
<b>TOTALS</b>	<b>94</b>	<b>14</b>	<b>5</b>	<b>19</b>	<b>40</b>

skates, size 12...oldest piece of protective equipment is his shin guards (three years old)...20-year-old brother Tye, a forward, was taken in the fourth round of the 2010 NHL Entry Draft by Philadelphia...younger brother Brock (16), a left wing, was drafted by Guelph in the third round of this year's OHL Draft.



## CAREER STATISTICS

Season	Club	League	GP	G	A	PTS	PIM	GP	G	A	PTS	PIM
2004-05	Ottawa	OHL	59	10	12	22	35	18	4	7	11	0
	Team Ontario	World U-17	6	1	3	4	0	—	—	—	—	—
2005-06	Ottawa	OHL	65	26	31	57	113	6	2	2	4	4
	Canada	World U-18	7	2	1	3	10	—	—	—	—	—
2006-07	Ottawa	OHL	68	46	43	89	49	5	5	1	6	2
	Worcester	AHL	4	1	1	2	4	6	0	0	0	8
2007-08	Ottawa	OHL	51	29	29	58	54	4	2	2	4	4
	Worcester	AHL	8	0	2	2	0	—	—	—	—	—
2008-09	San Jose	NHL	35	4	2	6	2	—	—	—	—	—
	Worcester	AHL	47	19	11	30	52	6	4	0	4	19
2009-10	San Jose	NHL	59	10	3	13	38	15	0	0	0	8
	Worcester	AHL	27	7	14	21	15	—	—	—	—	—
<b>Sharks/NHL Totals</b>			<b>94</b>	<b>14</b>	<b>5</b>	<b>19</b>	<b>40</b>	<b>15</b>	<b>0</b>	<b>0</b>	<b>0</b>	<b>8</b>

Selected by San Jose in the 2006 NHL Entry Draft (2nd round, 36th overall).






# 17 TORREY MITCHELL

CENTER

**SHOOTS:** Right **HEIGHT/WEIGHT:** 5-foot-11, 190 pounds  
**BORN:** 1/30/85 in Greenfield Park, Quebec  
**HOMETOWN:** Greenfield Park, Quebec

Selected by San Jose in the 2004 NHL Entry Draft (4th round, 126th overall).



**2009-10:** Returned to the lineup after missing all of the 2008-09 regular season and the first 26 games of 2009-10 (108 games total) due to a leg injury on Nov. 27 at Edmonton (6:25 of ice time)...Activated on Nov. 26 after being placed on IR to start season (tendinitis)...Had four points (assists) in his last five games...Recorded his first career multi-point game (two assists) on April 8 vs. Vancouver...His 18:06 of ice time vs. Colorado on March 28 was the second highest single game total in his career (20:02, Nov. 9, 2007 at Anaheim)...Recorded assist on game-winning goal on March 4 vs. Montreal...Received his first career fighting major (Rene Bourque) on Jan. 18 vs. Calgary...Scored his first goal of the season on Dec. 30 vs. Washington...Unsuccessful on his first career penalty shot vs. Anaheim on Dec. 17 (J-S Giguere)...AHL: played five games with Worcester on a conditioning assignment...**Playoffs:** Assisted on Couture's goal that sent Game 3 of the WCSF to overtime on May 4...Earned first point of the postseason (assist) in Game 6 of the WCQF on April 24.

**Career 2008-09:** Missed the entire regular season due to a broken leg...Loaned to Worcester (AHL) on a conditioning assignment on Jan. 14...Scored a goal for Worcester in his first game of the season on Jan. 16...Reinjured his leg in second rehab game on Jan. 18...**Playoffs:** Appeared in his first game of the season in Game 3 of the WCQF at Anaheim on April 21...**2007-08:** Named PlayStation "Sharks Rookie of the Year"...Among League rookies, T-1st in SH points (three) and SH goals (two)...T-15th among NHL rookies in goals...T-6th among all League forwards, T-7th among all rookies and T-1st among all rookie forwards in blocked shots (66)...Scored first career shorthanded goal at Anaheim on Dec. 16...Collected his first NHL point with an assist on Jeremy Roenick's game-winning goal on Oct. 5 at Vancouver...**Playoffs:** Sixth in the League in faceoff percentage (55.6)...T-13th in NHL in takeaways (13)...First postseason assist: Game 1 of the WCSF vs. Dallas on April 25...First postseason goal: Game 2 of the WCQF vs. Calgary on April 10...Made Stanley Cup Playoff debut in Game 1 of the WCQF vs. Calgary on

## NHL CAREER HIGHLIGHTS

**First NHL game** — Oct. 4, 2007 at Edmonton  
**First NHL assist** — Oct. 5, 2007 at Vancouver  
**First NHL goal** — Nov. 9, 2007 at Anaheim (J-S Giguere)  
**Most points, game** — 2, April 8, 2010 vs. Vancouver  
**Most goals, game** — 1, 12 times, most recent, March 23, 2010 at Minnesota  
**Most assists, game** — 2, April 8, 2010 vs. Vancouver  
**Most consecutive games, point** — 4, Nov. 9, 2007 at Anaheim through Nov. 14, 2007 at Dallas  
**Most consecutive games, goal** — 2, Nov. 9, 2007 at Anaheim through Nov. 10, 2007 vs. Phoenix  
**Most consecutive games, assist** — 2, April 2, 2010 at Minnesota through April 4, 2010 at Colorado  
**Most consecutive games played** — 82, Oct. 4, 2007 at Edmonton through April 6, 2008 at Dallas  
**Best plus/minus** — +2, 3 times, most recent, April 8, 2010 vs. Vancouver  
**100th NHL game** — Jan. 6, 2010 vs. St. Louis  
**PlayStation "Sharks Rookie of the Year"** — 2008

April 9...**2006-07:** Led Vermont in points and assists, second on team in goals and third on team in PIM...T-10th among HE scoring leaders...Named an Honorable Mention Hockey East All-Star...INCH Shop Player of the Week for Nov. 27...Honored as University of Vermont's Student Athlete of the Week...Named as the team's co-captain...Signed an NHL entry level contract forfeiting his senior season on March 21...Made his professional debut with Worcester (AHL) on March 23 at Hartford...Recorded his first professional points (goal and an assist) on March 31 at Houston...**Playoffs:** Second on Worcester in PIM...**2005-06:** Finished third in Hockey East in assists and ranked eighth in points — led team in both...Named to the Catamount Cup All-Tournament Team and received honorable mention among Hockey East All-Stars...**2004-05:** Third on team in points, fourth in goals and second in assists...Led team in PIM and plus/minus and T-1st in game-winning goals...Third among team freshmen in scoring, fourth in goals and first in assists...In ECAC, T-3rd overall in freshman scoring...Finished in nation's top-20 in points per game among rookies...Named ECAC Rookie of the Week on Oct. 11 and Nov. 1...Named National Player of





## CAREER VS. NHL

	GP	G	A	PTS	PIM
ANA	12	4	0	4	8
ATL	—	—	—	—	—
BOS	2	0	0	0	2
BUF	3	0	0	0	2
CGY	8	1	1	2	9
CAR	—	—	—	—	—
CHI	6	0	0	0	2
COL	6	0	2	2	0
CBJ	6	1	0	1	—
DAL	13	1	1	2	6
DET	7	0	1	1	2
EDM	8	0	2	2	4
FLA	1	0	0	0	0
LA	12	0	1	1	8
MIN	7	1	3	4	4
MTL	2	0	1	1	0
NSH	6	1	3	4	2
NJ	2	0	0	0	0
NYI	1	0	0	0	0
NYR	1	0	0	0	0
OTT	2	0	0	0	4
PHI	1	0	0	0	0
PHO	13	2	1	3	16
PIT	1	0	0	0	0
SJ	—	—	—	—	—
STL	7	0	0	0	8
TB	—	—	—	—	—
TOR	2	0	0	0	0
VAN	8	0	3	3	0
WAS	1	1	0	1	0
<b>TOTALS</b>	<b>138</b>	<b>12</b>	<b>19</b>	<b>31</b>	<b>77</b>

the Week by INCH on Nov. 30 after scoring four goals in two wins, including a hat trick vs. New Hampshire on Nov. 27...**2003-04:** Had 62 points in 37 games for Hotchkiss (USHSE).

**Personal:** "Mitchy" lists these favorites: U2 (musicians); "Braveheart" (movie — "I've seen it at least 20 times"); "Entourage" (television show); Russell Crowe (actor — especially in "Gladiator"); Montreal Canadiens and Colorado Avalanche (NHL teams while growing up); Chicago (NHL road city); Manchester United (professional sports team); Aldo's (San Jose area restaurant); Wayne Rooney of Manchester United (professional athlete); Hawaii (vacation spot); filet mignon (food); "FIFA" series (video games); Christmas (holiday); Scrabble (board game — just got into it)...owns a boxer named Tiger...



first job: being a bus boy at 16...memorable NHL moment: scoring in the 2008 Stanley Cup Playoffs...hockey idol is Joe Sakic...has too many pet peeves to mention...would like to have met his grandmother on his father's side (Jean Mitchell)...speaks French and English...most famous person in cell phone directory: former teammate Jeremy Roenick...golf handicap is a minus-12 or -13...likes to play at the Vermont National Country Club in Burlington...started skating at two and playing hockey at four...wears Bauer X:60 skates, size 7-3/8...oldest piece of protective equipment is his shoulder pads (eight years old).

## CAREER STATISTICS

Season	Club	League	GP	G	A	PTS	PIM	GP	G	A	PTS	PIM
2003-04	Hotchkiss	USHSE	25	25	37	62	42	-	-	-	-	-
2004-05	Vermont	ECAC	38	11	19	30	74	-	-	-	-	-
2005-06	Vermont	HE	38	12	28	40	34	-	-	-	-	-
2006-07	Vermont	HE	39	12	23	35	46	-	-	-	-	-
	Worcester	AHL	11	2	5	7	27	6	1	1	2	15
2007-08	San Jose	NHL	82	10	10	20	50	13	1	2	3	10
2008-09	San Jose	NHL	-	-	-	-	-	4	0	0	0	2
	Worcester	AHL	2	1	0	1	0	-	-	-	-	-
2009-10	San Jose	NHL	56	2	9	11	27	15	0	2	2	2
	Worcester	AHL	5	1	2	3	10	-	-	-	-	-
	Sharks/NHL Totals		138	12	19	31	77	32	1	4	5	14

Selected by San Jose in the 2004 NHL Entry Draft (4th round, 126th overall).





3

DEFENSE

## DOUGLAS MURRAY

**SHOOTS:** Left      **HEIGHT/WEIGHT:** 6-foot-3, 240 pounds  
**BORN:** 3/12/80 in Bromma, Sweden  
**HOMETOWN:** Stockholm, Sweden

Selected by San Jose in the 1999 NHL Entry Draft (8th round, 241st overall).



**2009-10:** Established career highs for goals, assists and points in a season...10th in the NHL in hits (233), third amongst League defensemen...Tied a season team high with eight hits on March 14 at Anaheim...Scored his first goal in 35 games on April 4 at Colorado...Logged a career-high 25:25 of ice time on March 25 vs. Dallas...Named Sharks Foundation "Sharks Player of the Month" for December...Scored his first career power play goal on Jan. 4 vs. Los Angeles which tied his career high for points in a season (10)...Scored his first career game-winning goal, adding an assist and six hits, in earning No. 1 star on Jan. 2 vs. Edmonton...Posted an assist, five hits and three blocked shots in earning No. 3 star honors vs. Anaheim on Dec. 17...Scored his first goal of the season and his first in 108 games on Nov. 1 at Carolina...Posted a hat trick in the preseason (three goals and an assist) on Sept. 25 vs. Anaheim...**Playoffs:** Sixth in the League in hits (56)...T-8th in points amongst defensemen in the first round (five)...Scored his first career playoff goal and added two assists in Game 6 of the WCQF on April 24...Primary assist on Pavelski's OT game-winner in Game 4 of the WCQF on April 20...Registered six hits in Game 2 of the WCQF on April 16...**Olympics:** Represented Sweden and was a plus-1 in four games.

**Career 2008-09:** Led team in hits (175)...Appeared in his 200th NHL game on March 22 vs. Colorado...Tied a career high with two assists on Jan. 13 vs. Tampa Bay and Jan. 17 vs. Detroit...**Playoffs:** Led team in hits (22) and was T-2nd in PIM...**2007-08:** Second on Sharks in plus/minus (plus-20, T-24th NHL)...Fourth on team in blocked shots (83)...T-1st on team in hits (127) and third in PIM...Scored his first NHL goal in his 115th game at Philadelphia on Feb. 21...Appeared in his 100th NHL game on Jan. 5 vs. Columbus...His plus-10 in the three games from Nov. 12-15 and a plus-11 in the four games from Nov. 10-15 were both Sharks records...**Playoffs:** Scored first playoff goal in Game 3 of the WCQF at Calgary on April 13...**World Championships:** Even plus/minus...**2006-07:** Recorded nine PIM in his first game of season on Oct. 29 at Tampa Bay...**2005-06:** Third on Sharks and 10th among NHL rookies in hits (110)...Set a career high with seven hits at Toronto on Dec. 3 and matched it on Dec. 28 vs. Phoenix...**2004-05:** An alternate captain for Cleveland...Led Barons defensemen with a plus-4 on home ice...**2003-04:** Fifth among AHL defensemen in shooting percentage (.096,

## NHL CAREER HIGHLIGHTS

**First NHL game** — Dec. 2, 2005 at Buffalo  
**First NHL goal** — Feb. 21, 2008 at Philadelphia (Martin Biron)  
**First NHL assist** — Feb. 2, 2006 vs. Minnesota  
**Most points, game** — 2, 4 times, most recent, Jan. 2, 2010 vs. Edmonton  
**Most goals, game** — 1, 5 times, most recent, April 4, 2010 at Colorado  
**Most assists, game** — 2, 3 times, most recent, Jan. 17, 2009 vs. Detroit  
**Most consecutive games, point** — 2, 6 times, most recent, April 8, 2010 vs. Vancouver through April 10, 2010 vs. Phoenix  
**Most consecutive games, goal** — 2, Jan. 2, 2010 vs. Edmonton through Jan. 4, 2010 vs. Los Angeles  
**Most consecutive games, assist** — 2, 6 times, most recent, April 8, 2010 vs. Vancouver through April 10, 2010 vs. Phoenix  
**Most consecutive games played** — 50, Jan. 6, 2009 at Calgary through Oct. 12, 2010 vs. Phoenix  
**Best plus/minus** — +4, Nov. 12, 2007 vs. Phoenix  
**"Sharks Player of the Month"** — Dec. 2009  
**Olympics** — Sweden (2010)  
**World Championships** — Sweden (2008)

10 goals, 104 shots)...One of two Barons defensemen to post double-digit goals...**Playoffs:** T-1st among all AHL defensemen and AHL rookies with three power play goals...**2002-03:** Named to *Hockey Digest's* NCAA All-America Second Team...Helped Cornell to ECAC Championship and berth in the Frozen Four...Named to ECAC All-Tournament Team and as First Team All-Ivy League defenseman...Selected as the ECAC's best defensive defenseman...Named First Team All-ECAC defenseman...Second among Cornell defensemen in points and led in assists...Fifth on team in points...Cornell co-captain...Named to Hockey East Preseason All-Conference Team...Named to the East Regional All-Tournament Team...**2001-02:** Hobey Baker Award finalist served as alternate captain at Cornell...T-1st on team and led Cornell defensemen in scoring...T-3rd on Cornell in goals and power play goals (seven)...Named to the ECAC All-Conference First Team, First Team All-Ivy League and was named Ivy League Player of the Year...Selected to the JOFA Division I All-America First Team...Recipient of Nicky Bawlf Award as the team's Most Valuable Player...Named to ECAC All-Tournament Team and NCAA Regional Championship All-Tournament





## CAREER VS. NHL

	GP	G	A	PTS	PIM
ANA	27	0	2	2	14
ATL	3	0	0	0	0
BOS	3	0	0	0	0
BUF	5	0	0	0	4
CGY	14	0	2	2	11
CAR	3	1	0	1	0
CHI	12	0	1	1	24
COL	13	1	1	2	10
CBJ	13	0	1	1	13
DAL	23	0	1	1	27
DET	13	0	3	3	10
EDM	15	1	5	6	28
FLA	2	0	0	0	0
LA	29	1	2	3	18
MIN	12	0	3	3	4
MTL	4	0	1	1	0
NSH	11	0	0	0	4
NJ	3	0	0	0	0
NYI	2	0	0	0	15
NYR	4	0	1	1	0
OTT	4	0	1	1	8
PHI	3	1	0	1	2
PHO	27	0	3	3	32
PIT	4	0	0	0	2
SJ	-	-	-	-	-
STL	14	0	1	1	12
TB	5	0	2	2	11
TOR	4	0	0	0	0
VAN	13	0	3	3	9
WAS	4	0	0	0	2
<b>TOTALS</b>	<b>289</b>	<b>5</b>	<b>33</b>	<b>38</b>	<b>260</b>



Team...Named to American Hockey Coaches Association's All-America East First Team...**2000-01**: Named to All-Ivy League First Team and All-ECAC Championship Tournament team...**1999-00**: Third among Cornell defensemen in scoring.

**Personal**: "Sir" lists these favorites: Swedish House Mafia (musicians); James Bond series (movies); "Entourage" and "How I Met Your Mother" (television shows); Sean Connery (actor); Ursula Andress (actress); New York Islanders (NHL team while growing up); New York City (NHL road city); New York Yankees and Los Angeles Lakers (professional teams); professional

golfer Helen Alfredsson (professional athlete); Plumed Horse (San Jose area restaurant); St. Tropez (vacation spot); google.com (web site); depends on mood (food); Christmas (holiday); *The Economist*, *Details*, *GQ* and *Time* (magazines); Trivial Pursuit (board game)...likes to play card games...first job: worked at a marina gas station...hockey idol is his grandfather, Lasse Bjorn...always puts on his left skate first...would like to meet Rebecca Luscombe...speaks Swedish, English and a little German...non-sports idol is Anders Timell...most famous person in cell phone directory: Zacke...started skating at three and playing hockey at five...wears Bauer skates, size 12...co-founder and managing partner of Uber Dispensing Company, which produces the Uber Tap, a three-sprout keg tap invented by Murray and several friends from Cornell University...rang the bell at the New York Merchantile Exchange in the summer of 2006.

## CAREER STATISTICS

## PLAYOFFS

Season	Club	League	GP	G	A	PTS	PIM	GP	G	A	PTS	PIM
1998-99	Applecore	EJHL	60	17	47	64	62	-	-	-	-	-
1999-00	Cornell	ECAC	32	3	6	9	38	1	1	0	1	0
2000-01	Cornell	ECAC	25	5	13	18	39	4	0	4	4	8
2001-02	Cornell	ECAC	35	11	21	32	67	2	1	0	1	0
2002-03	Cornell	ECAC	35	5	20	25	30	3	0	2	2	N/A
2003-04	Cleveland	AHL	72	10	12	22	75	9	3	0	3	37
2004-05	Cleveland	AHL	54	6	17	23	56	-	-	-	-	-
<b>2005-06</b>	<b>San Jose</b>	<b>NHL</b>	<b>34</b>	<b>0</b>	<b>1</b>	<b>1</b>	<b>27</b>	-	-	-	-	-
	Cleveland	AHL	20	1	7	8	37	-	-	-	-	-
<b>2006-07</b>	<b>San Jose</b>	<b>NHL</b>	<b>35</b>	<b>0</b>	<b>3</b>	<b>3</b>	<b>31</b>	-	-	-	-	-
	Worcester	AHL	5	2	1	3	8	-	-	-	-	-
<b>2007-08</b>	<b>San Jose</b>	<b>NHL</b>	<b>66</b>	<b>1</b>	<b>9</b>	<b>10</b>	<b>98</b>	<b>13</b>	<b>1</b>	<b>1</b>	<b>2</b>	<b>2</b>
	Sweden	World Champ.	5	0	0	0	27	-	-	-	-	-
<b>2008-09</b>	<b>San Jose</b>	<b>NHL</b>	<b>75</b>	<b>0</b>	<b>7</b>	<b>7</b>	<b>38</b>	<b>6</b>	<b>0</b>	<b>0</b>	<b>0</b>	<b>9</b>
<b>2009-10</b>	<b>San Jose</b>	<b>NHL</b>	<b>79</b>	<b>4</b>	<b>13</b>	<b>17</b>	<b>66</b>	<b>15</b>	<b>1</b>	<b>6</b>	<b>7</b>	<b>8</b>
	Sweden	Olympics	4	0	0	0	0	-	-	-	-	-
	<b>NHL/Sharks Totals</b>		<b>289</b>	<b>5</b>	<b>33</b>	<b>38</b>	<b>260</b>	<b>34</b>	<b>2</b>	<b>7</b>	<b>9</b>	<b>19</b>

Selected by San Jose in the 1999 NHL Entry Draft (8th round, 241st overall).






21

CENTER

## SCOTT NICHOL

**SHOOTS:** Right **HEIGHT/WEIGHT:** 5-foot-9, 180 pounds  
**BORN:** 12/31/74 in Edmonton, Alberta  
**HOMETOWN:** Calgary, Alberta

Signed by San Jose as a free agent on July 15, 2009.



**2009-10:** Established new career highs in single-season points, assists and games played...Led NHL in faceoff percentage (60.6)...12th in the NHL in hits (226)...Missed two games due to injury (upper body, 3/23 25)...Missed one game due to an upper body injury on March 6...Received first star honors on Jan. 18 vs. Calgary by tying his single-game career high with three points (a goal and two assists)...Won all seven faceoffs he took and registered a game-high five hits vs. Detroit on Jan. 9...Scored his first goal as a Shark against his former team at Nashville on Nov. 17...Registered his first point (assist) as a Shark on Oct. 15 at Washington...Registered two fighting majors against Mike Brown on Oct. 3 at Anaheim...Made Sharks debut on Oct. 1 at Colorado...**Playoffs:** Second on team in hits (49), T-11th amongst League leaders...Recorded an assist in Game 5 of the WCQF on April 22...Recorded first career playoff point with his goal with 15 seconds left in the second period of Game 2 of the WCQF on April 16...Also added eight hits and four shots.

**Career 2008-09:** Third among team forwards in average shorthanded time on ice (2:40)...Missed 38 games with a concussion sustained on Dec. 9 vs. Vancouver. When injured, ranked first among club forwards, and third overall in hits...Second on Nashville in faceoffs (54.6)...**2007-08:** Established career highs in shorthanded goals (two) and plus/minus (plus-12)...Led the NHL in faceoff percentage (minimum 500 draws)...Among Nashville forwards: second in hits (110) and in average shorthanded time on ice (2:35)...Set a Nashville franchise record for shorthanded goals in a game/period with two in the second period of a 5-2 victory at St. Louis on Jan. 19...One of just three players (along with Chicago's Rene Bourque and Patrick Sharp) to tally two shorthanded goals in a period during the season...**Playoffs:** Missed four games (broken thumb)...**2006-07:** Led Nashville and ranked fifth in the NHL (minimum 100 draws) in faceoff winning percentage (57.9)...Posted a career high in game-winning goals (two)...Second among Nashville forwards in average shorthanded ice time per game (3:14)...**Playoffs:** Led the club in faceoff winning percentage (63.3)...**2005-06:** Ranked second on the club in faceoff winning percentage (58.3)...Posted his first two-goal game on March 20 at St. Louis...**Playoffs:** Made his NHL playoff debut on April 21 vs. San Jose...**2004-05:** Played in London (EIHL) during lockout...**2003-04:**

## NHL CAREER HIGHLIGHTS

**First NHL game** — April 13, 1996 at Washington (with Buffalo)  
**First NHL goal** — Oct. 10, 2001 at Detroit (with Calgary — Dominic Hasek)  
**First NHL assist** — Oct. 8, 2001 vs. Phoenix (with Calgary)  
**Most points, game** — 3, 3 times, most recent, Jan. 18, 2010 vs. Calgary (with San Jose)  
**Most goals, game** — 2, 2 times, most recent, Jan. 19, 2008 at St. Louis (with Nashville)  
**Most assists, game** — 2, 7 times, most recent, March 11, 2010 vs. Nashville (with San Jose)  
**Most consecutive games, point** — 3, 2 times, most recent, Dec. 21 through Dec. 26, 2003 (with Chicago)  
**Most consecutive games, goal** — 2, 4 times, most recent, Jan. 19 through Jan. 21, 2008 (with Nashville)  
**Most consecutive games, assist** — 2, 3 times, most recent, March 5, 2010 vs. Montreal through March 11, 2010 vs. Nashville (with San Jose)  
**Most consecutive games played** — 80, March 10, 2009 vs. Washington (with Nashville) through March 4, 2010 vs. Montreal (with San Jose)  
**Best plus/minus** — +4, Jan. 18, 2010 vs. Calgary (with San Jose)  
**300th NHL game** — April 5, 2007 at St. Louis (with Nashville)  
**100th NHL point** — Jan. 18, 2010 vs. Calgary (with San Jose)

Posted NHL career highs in average ice time (15:46) with Chicago...Led the team in PIM and faceoff winning percentage (57.4)...**2002-03:** Recorded a team leading career-high 149 PIM...Ranked among NHL leaders in faceoff percentage (58.3)...**2001-02:** Ranked third on the Flames in PIM...**2000-01:** Finished second on Detroit (IHL) in PIM...**1999-00:** Missed the majority of the season recovering from a knee injury...**1998-99:** Rochester's (AHL) team captain...**1997-98:** Posted 113 PIM in just 35 games with Rochester...**1996-97:** Led Rochester in shorthanded (four) and game-winning goals (six)...**1995-96:** A member of the AHL Calder Cup Champion Rochester Americans.

**Personal:** "Scooter" lists these favorites: U2 and John Mayer (musicians); the "Bourne Supremacy" series (movies); all reality shows, including "Flipping Out" (television shows); Mark Wahlberg (actor); Angelina Jolie (actress); Vancouver Canucks (NHL team while growing





## CAREER VS. NHL

	OVERALL					WITH SAN JOSE				
	GP	G	A	PTS	PIM	GP	G	A	PTS	PIM
ANA	29	2	2	4	87	6	0	1	1	19
ATL	6	3	2	5	15	1	0	0	0	4
BOS	5	0	0	0	22	1	0	0	0	0
BUF	9	1	4	5	37	2	0	2	2	2
CGY	16	3	3	6	23	4	1	2	3	4
CAR	6	1	0	1	12	1	0	0	0	0
CHI	32	1	0	1	44	4	0	0	0	2
COL	26	2	2	4	30	4	0	0	0	2
CBJ	36	5	5	10	41	3	0	0	0	0
DAL	23	2	1	3	22	5	0	0	0	6
DET	35	2	5	7	73	4	0	1	1	2
EDM	25	2	4	6	45	4	0	1	1	7
FLA	6	0	0	0	0	1	0	0	0	0
LA	30	2	6	8	28	6	0	1	1	0
MIN	26	1	2	3	31	3	1	0	1	2
MTL	6	0	1	1	12	1	0	1	1	2
NSH	15	1	3	4	28	4	1	2	3	4
NJ	7	1	2	3	6	1	0	0	0	0
NYI	4	0	1	1	2	1	0	0	0	2
NYR	6	1	1	2	4	1	0	0	0	0
OTT	6	0	2	2	6	1	0	1	1	2
PHI	4	1	0	1	4	2	0	0	0	2
PHO	26	1	4	5	43	6	0	0	0	4
PIT	5	1	1	2	0	1	0	1	1	0
SJ	25	4	0	4	42	-	-	-	-	-
STL	36	10	5	15	37	4	1	1	2	0
TB	5	0	0	0	8	1	0	0	0	0
TOR	6	0	1	1	10	1	0	0	0	2
VAN	24	1	5	6	30	4	0	0	0	2
WAS	11	0	1	1	16	2	0	1	1	2
<b>TTL</b>	<b>496</b>	<b>48</b>	<b>63</b>	<b>111</b>	<b>758</b>	<b>79</b>	<b>4</b>	<b>15</b>	<b>19</b>	<b>72</b>



"You're a pigeon" (saying); *US Weekly* and gossip publications (magazines); Pictionary and Balderdash (board games)...owns a Jack Russell terrier named Easton...likes to wakeboard and swim...first job: landscaping...memorable Sharks moment: scoring in the 2010 Western Conference Quarterfinals vs. Colorado (Game 2)...Wayne Gretzky is hockey idol...is routine-oriented...doesn't like people who invade his space (like close talkers)...hidden talent: "I'm neat and tidy"...would've liked to have met his grandfather on his mother's side ("He was a neat individual and was one of the first settlers in Northern Alberta")...most famous person in his cell phone directory: anyone on the Sharks...golf handicap is minus-18 and likes to play at Pasatiempo...started skating and playing hockey at two...wears CCM skates, size 8.5...oldest piece of protective gear: shin pads (5-6 years old)...over the summer, worked with the Rochester, N.Y. chapter of the Cystic Fibrosis Foundation.

up); Chicago (NHL road city — "Great restaurants and atmosphere"); San Francisco Giants (professional sports team); Aldo's (San Jose restaurant); Rochester, N.Y. (vacation spot and hometown); tsn.ca (web site); steak (food); NHL 2K10 for Wii (video game); Christmas;

## CAREER STATISTICS

Season	Club	League	GP	G	A	PTS	PIM	GP	G	A	PTS	PIM
1992-93	Portland	WHL	67	31	33	64	146	16	8	8	16	41
1993-94	Portland	WHL	65	40	53	93	144	10	3	8	11	16
1994-95	Rochester	AHL	71	11	16	27	136	5	0	3	3	14
1995-96	Rochester	AHL	62	14	17	31	170	19	7	6	13	36
	Buffalo	NHL	2	0	0	0	10	-	-	-	-	-
1996-97	Rochester	AHL	68	22	21	43	133	10	2	1	3	26
1997-98	Rochester	AHL	35	13	7	20	113	-	-	-	-	-
	Buffalo	NHL	3	0	0	0	4	-	-	-	-	-
1998-99	Rochester	AHL	52	13	20	33	120	-	-	-	-	-
1999-00	Rochester	AHL	37	7	11	18	141	-	-	-	-	-
2000-01	Detroit	IHL	67	7	24	31	198	-	-	-	-	-
2001-02	Calgary	NHL	60	8	9	17	107	-	-	-	-	-
2002-03	Calgary	NHL	68	5	5	10	149	-	-	-	-	-
2003-04	Chicago	NHL	75	7	11	18	145	-	-	-	-	-
2004-05	London	EIHL	24	9	19	28	102	-	-	-	-	-
2005-06	Nashville	NHL	34	3	3	6	79	3	0	0	0	2
	Milwaukee	AHL	6	3	5	8	18	-	-	-	-	-
2006-07	Nashville	NHL	59	7	6	13	79	5	0	0	0	17
2007-08	Nashville	NHL	73	10	8	18	72	2	0	0	0	0
2008-09	Nashville	NHL	43	4	6	10	41	-	-	-	-	-
<b>2009-10</b>	<b>San Jose</b>	<b>NHL</b>	<b>79</b>	<b>4</b>	<b>15</b>	<b>19</b>	<b>72</b>	<b>15</b>	<b>1</b>	<b>1</b>	<b>2</b>	<b>17</b>
	<b>San Jose Totals</b>		<b>79</b>	<b>4</b>	<b>15</b>	<b>19</b>	<b>72</b>	<b>15</b>	<b>1</b>	<b>1</b>	<b>2</b>	<b>17</b>
	<b>NHL Totals</b>		<b>496</b>	<b>48</b>	<b>63</b>	<b>111</b>	<b>758</b>	<b>25</b>	<b>1</b>	<b>1</b>	<b>2</b>	<b>36</b>

Signed as a free agent by Calgary on July 1, 2001. Signed as a free agent by Chicago on July 1, 2003. Signed as a free agent by London (Britain) on Oct. 26, 2004. Signed as a free agent by Nashville on Aug. 6, 2005. **Signed as a free agent by San Jose on July 15, 2009.**





# 31 ANTTI NIEMI

GOALTENDER

**CATCHES:** Left **HEIGHT/WEIGHT:** 6-foot-2, 215 pounds  
**BORN:** 8/29/83 in Vantaa, Finland  
**HOMETOWN:** Vantaa, Finland

Signed by San Jose as a free agent on Sept. 2, 2010.



**2009-10:** Posted a .912 save percentage in his first full National Hockey League season...Led the Western Conference and ranked fourth in the NHL in goals-against average...T-3rd in the NHL in shutouts...Combined with Cristobal Huet for a league-high 11 team shutouts...Had 30-or-more saves eight times...T-5th in the NHL with six shootout victories (6-2)...Posted an .812 save percentage in the shootout, best in the NHL among netminders who faced at least 16 attempts...Turned aside all 10 shootout attempts he faced at home during the season, winning all three games...Stopped 21 shots on March 31 at Minnesota for his seventh shootout...Earned his first NHL shootout by stopping 23 shots in a 4-0 win over Florida on Oct. 3 as part of NHL Premiere 2009 in his native Finland...**Playoffs:** Started all 22 games and won a Stanley Cup...Among playoff goaltenders: second in shutouts, fifth in save percentage (.910) and sixth in goals-against average...His 44 saves at San Jose on May 16 marked his playoff career high for saves in regulation...Matched his career high of 44 saves in an overtime victory vs. San Jose on May 21.

**Career 2008-09:** Made his NHL debut by relieving Huet after two periods on Feb. 27 vs. Pittsburgh. Chicago trailed 4-3 after two periods and lost in overtime. He stopped five shots in 21:36...Made his first career start on March 1 vs. Los Angeles and stopped 22 shots for his first NHL win...**AHL:** 10th in the league in goals-against average...Second on team in wins and save percentage (.913)...Tied for team lead in shutouts...**2007-08:** Finished T-3rd in the league in shutouts and third in wins...**2006-07:** Among league leaders: 10th in goals-against average, T-6th in wins, ninth in save percentage (.918) and T-4th in shutouts...**2005-06:** T-1st amongst rookie goalies in wins and first in shutouts.

## NHL CAREER HIGHLIGHTS

- First NHL game** — Feb. 27, 2009 vs. Pittsburgh (with Chicago)
  - First NHL win** — March 1, 2009 vs. Los Angeles (with Chicago)
  - First NHL shootout** — Oct. 3, 2009 at Florida (with Chicago, in Finland)
  - Most shots faced, game** — 38, Jan. 17, 2010 at Detroit (with Chicago)
  - Most saves, game** — 35, Jan. 17, 2010 at Detroit (with Chicago)
  - Most consecutive wins** — 6, 2 times, most recent, March 31, 2010 at Minnesota through April 9, 2010 at Colorado (with Chicago)
  - Most consecutive games without a regulation loss** — 7\* (6-0-1), two times, most recent, March 31, 2010 at Minnesota through April 11, 2010 vs. Detroit (with Chicago)
  - Most consecutive starts** — 9\*, March 28, 2010 vs. Columbus through April 11, 2010 vs. Detroit (with Chicago)
  - Longest Shutout Streak** — 154:46, Nov. 6, 2009 through Dec. 5, 2009
  - Career shutouts** — 7, most recent, March 31, 2010 at Minnesota (with Chicago)
  - Stanley Cup Champion** — 2009-10 (with Chicago)
- \* — streak intact entering 2010-11 season

**Personal:** "Andy" lists these favorites: country music (music); "Braveheart" (movie); "Pawn Stars" (television show); Vince Vaughn (actor); San Jose Sharks (NHL team while growing up — because of goaltender Arturs Irbe, who wore the same mask as Niemi had when he was a kid); Vancouver (NHL road city); Liverpool FC of the Barclay's Premier League (professional sports team); summer cottage (vacation spot); wikipedia.org (web site); pasta carbonara (food); "Grand Theft Auto" (video game); Christmas (holiday); sports magazines (magazines);

## PENALTY SHOTS FACED BY ANTTI NIEMI

(1-for-2 entering the 2010-11 season)

Date	Opponent	Player	Result	Time	Period	Score
April 7, 2010	vs. St. Louis	Brad Boyes	Goal	19:29	3rd	6-5 W
March 20, 2010	at Phoenix	Matthew Lombardi	No Goal	1:15	OT	4-5 LSO



**CAREER VS. NHL**

	GP	W	L	OT	SHO	GAA	SV%
ANA	2	1	1	0	0	2.02	.886
ATL	1	1	0	0	0	3.69	.852
BOS	2	2	0	0	0	2.88	.880
BUF	-	-	-	-	-	-	-
CGY	3	3	0	0	0	1.39	.934
CAR	-	-	-	-	-	-	-
CHI	-	-	-	-	-	-	-
COL	3	1	1	1	0	3.24	.880
CBJ	3	1	1	0	0	3.72	.846
DAL	3	2	1	0	0	2.22	.913
DET	4	2	1	1	1	1.94	.930
EDM	1	1	0	0	0	3.00	.842
FLA	1	1	0	0	1	0.00	1.000
LA	3	3	0	0	1	1.32	.944
MIN	1	1	0	0	1	0.00	1.000
MTL	-	-	-	-	-	-	-
NYI	1	0	0	0	0	7.83	.750
NYR	-	-	-	-	-	-	-
NSH	1	1	0	0	0	4.00	.800
NJ	1	1	0	0	0	0.94	.970
OTT	-	-	-	-	-	-	-
PHI	-	-	-	-	-	-	-
PHO	2	1	0	1	1	1.92	.937
PIT	2	1	0	1	0	1.43	.949
SJ	-	-	-	-	-	-	-
STL	3	2	1	0	0	3.37	.896
TB	1	1	0	0	1	0.00	1.000
TOR	-	-	-	-	-	-	-
VAN	3	1	2	0	1	2.59	.918
WAS	1	0	0	1	0	0.38	.867
TTL	42	27	8	5	7	2.32	.910

Monopoly (board game); Jari Litmanen (professional athlete — chosen as the best Finnish soccer player of the last 50 years)...lists hobbies as badminton and squash...first job: delivered newspapers...memorable NHL moment: winning Stanley Cup with Chicago in 2010...hockey idol: former Sharks goaltender Jarmo Myllys (considered one of the greatest goaltenders in Finnish hockey history)...superstitions: "none right now"...has never told anyone what his hidden talents are...speaks Finnish, English and a little German and Swedish...most famous person in cell phone directory: former Atlanta Thrashers goaltender Pasi Nurminen...started skating and playing hockey at eight...wears size 10 Bauer skates...oldest piece of equipment: throat guard (15 years).

**CAREER STATISTICS**

Season	Club	League	GP	W	L	OT	MINS	GA	SO	GAA	GP	W	L	MINS	GA	SO	AVG
2005-06	Lahti	FNL	40	12	17	8	-	103	3	2.73	-	-	-	-	-	-	-
2006-07	Lahti	FNL	48	18	21	7	-	119	3	2.57	6	2	4	-	9	1	1.46
2007-08	Lahti	FNL	49	26	14	6	-	109	4	2.35	6	2	3	-	21	0	3.85
2008-09	Chicago	NHL	3	1	1	-	141	1	0	3.40	-	-	-	-	-	-	-
	Rockford	AHL	38	18	14	3	2095	85	2	2.43	2	0	2	115	7	0	3.65
2009-10	Chicago	NHL	39	26	7	-	2190	82	7	2.25	22	16	6	1322	58	2	2.63
	<b>NHL Totals</b>		<b>42</b>	<b>27</b>	<b>8</b>	<b>0</b>	<b>2332</b>	<b>90</b>	<b>7</b>	<b>2.32</b>	<b>22</b>	<b>16</b>	<b>6</b>	<b>1322</b>	<b>58</b>	<b>2</b>	<b>2.63</b>

Signed as a free agent by Chicago on May 5, 2008. Signed as a free agent by San Jose on Sept. 2, 2010.





# 30 ANTERO NIITYMAKI

GOALTENDER

**CATCHES:** Left **HEIGHT/WEIGHT:** 6-foot-1, 210 pounds  
**BORN:** 6/18/80 in Turku, Finland  
**HOMETOWN:** Turku, Finland

Signed by San Jose as a free agent on July 1, 2010.



**2009-10:** His games played, wins and .909 save percentage were the second-highest totals of his career...Faced a career-high 1,388 shots and made a team record 47 saves on March 25 at Boston...Held the fourth-longest shutout streak in franchise history at 146:13 from Jan. 21-29...Didn't allow more than two goals in 14 of his last 23 appearances, including eight wins out of 11 consecutive starts from Jan. 21-Feb. 9...Played in his 200th career game on March 14 vs. Pittsburgh...**Olympics:** Represented Team Finland.

**Career 2008-09:** His .912 save percentage and goals-against average set new career highs (in seasons with more than three games played)...Faced a season-high 48 shots and made a season-high 47 saves on Dec. 20 vs. Washington...Notched 50th NHL victory on Nov. 26 at Carolina...**2007-08:** Named game's No. 1 star on Jan. 5 at Toronto by setting career highs in saves (54) and shots faced (56) in a single game during a 3-2 victory...**2006-07:** Played in his 100th game on March 31 vs. New York Rangers...Win on Jan. 28 at Atlanta ended a 15-game winless streak (0-13-2)...**2005-06:** T-3rd among rookie NHL goaltenders in wins, the most by a Flyers rookie goaltender since Ron Hextall won 37 games in 1986-87...Named NHL Defensive Player of the Week for period ending Jan. 8 (shared with Colorado's David Aebischer) after posting a 3-0-0 record, 1.33 goals-against average and .953 save percentage...Posted an assist on Sami Kapanen's power play goal on Dec. 8 vs. Edmonton for his first NHL point...Stopped all 28 shots faced and all three Flames shootout attempts to record 1-0 win and first NHL shutout on Dec. 6 vs. Calgary...**Olympics:** Won silver medal with Finland...Named to media all-star team, best goaltender and tournament most valuable player...Led in goals-against average and save percentage...**2004-05:** Fifth in the AHL and set a Phantoms record for most wins in a season...Also among AHL leaders: fourth in minutes

## NHL CAREER HIGHLIGHTS

- First NHL game** — Feb. 4, 2004 vs. Washington (with Philadelphia)
- First NHL win** — Feb. 4, 2004 vs. Washington (with Philadelphia)
- First NHL shutout** — Dec. 6, 2005 vs. Calgary (with Philadelphia)
- Most shots faced, game** — 56, Jan. 5, 2008 at Toronto (with Philadelphia)
- Most saves, game** — 54, Jan. 5, 2008 at Toronto (with Philadelphia)
- Most consecutive wins** — 5, 2 times, most recent, Nov. 16, 2008 vs. Atlanta through Dec. 16, 2008 vs. Colorado (with Philadelphia)
- Most consecutive games without a regulation loss** — 11, Dec. 17, 2005 at St. Louis through Jan. 6, 2006 vs. Washington (9-0-2, with Philadelphia)
- Most consecutive starts** — 17, Dec. 17, 2005 at St. Louis through Jan. 19, 2006 vs. Boston (with Philadelphia)
- Longest Shutout Streak** — 146:13, Jan. 23, 2010 vs. Atlanta through Jan. 29, 2010 vs. Anaheim (with Tampa Bay)
- Career shutouts** — 5, most recent, Jan. 27, 2010 vs. Montreal (with Tampa Bay)
- 200th NHL game** — March 14, 2010 vs. Pittsburgh (with Tampa Bay)
- NHL Defensive Player of the Week** — Jan. 2-8, 2006 (with Philadelphia)
- Calder Cup Champion** — 2004-05 (Philadelphia)
- Jack A. Butterfield Trophy (Playoff MVP, AHL)** — 2005 (with Philadelphia)
- Olympics** — Finland (2010, 2006 silver medal)
- MVP, Olympic Tournament** — Finland (2006)
- Best Goaltender, Olympic Tournament** — Finland (2006)
- Olympic Tournament All-Star Team** — Finland (2006)
- World Championships** — Finland (2006)
- World Junior Championships** — Finland (1999)

and eighth in goals-against average...Ended his three-year Phantoms career with the club's all-time lowest goals-against average (2.19)...**Playoffs:** Awarded the

## PENALTY SHOTS FACED BY ANTERO NIITYMAKI

(5-for-5 entering the 2010-11 season)

Date	Opponent	Player	Result	Time	Period	Score
Dec. 13, 2009	at Chicago	Troy Brouwer	No Goal	18:20	3rd	0-4 L
Oct. 31, 2009	vs. New Jersey	Jamie Langenbrunner	No Goal	14:26	1st	1-2 SOL
Jan. 30, 2009	at Tampa Bay	Martin St. Louis	No Goal	5:03	3rd	6-1 W
Dec. 30, 2007	at Florida	Radek Dvorak	No Goal	18:52	1st	1-0 W
March 4, 2006	at NY Islanders	Robert Nilsson	No Goal	12:31	2nd	2-4 L





## CAREER VS. NHL

	GP	W	L	OT	SHO	GAA	SV%
ANA	1	0	0	1	0	0.92	.969
ATL	17	17	0	0	1	1.76	.940
BOS	11	5	4	1	1	3.33	.889
BUF	7	0	3	2	0	4.34	.851
CGY	3	2	1	0	1	2.04	.932
CAR	13	8	2	2	0	3.00	.901
CHI	2	1	1	0	0	3.00	.860
COL	4	1	1	2	0	2.19	.929
CBJ	3	1	2	0	0	2.70	.919
DAL	1	0	1	0	0	3.10	.909
DET	1	0	1	0	0	6.00	.854
EDM	1	0	1	0	0	3.05	.893
FLA	11	6	4	1	1	.255	.917
LA	3	1	0	2	0	1.58	.943
MIN	3	3	0	0	0	1.96	.932
MTL	13	3	9	1	1	3.23	.894
NYI	13	4	8	1	0	3.23	.903
NYR	16	5	5	1	0	3.49	.891
NSH	3	0	1	1	0	3.85	.867
NJ	18	3	7	5	0	2.79	.902
OTT	13	5	5	3	0	3.32	.891
PHI	3	0	2	0	0	4.17	.865
PHO	1	0	1	0	0	2.03	.929
PIT	15	4	7	3	0	4.03	.870
SJ	3	0	0	1	0	4.95	.866
STL	3	2	1	0	0	3.02	.902
TB	5	1	4	0	0	3.62	.888
TOR	9	3	4	0	0	2.43	.926
VAN	2	1	1	0	0	1.69	.957
WAS	12	7	3	1	0	2.40	.924
TTL	210	83	79	28	5	2.98	.903



Jack A. Butterfield Trophy as the most valuable player of the 2005 Calder Cup Playoffs and helped Phantoms win Calder Cup...**2003-04:** Among AHL leaders: fifth in wins, T-5th in shutouts (seven, also set a club record) and ninth in goals-against average...Tallied an empty net, shorthanded goal in overtime on April 11 at Hershey, becoming the first Phantoms goalie to score a goal...Stopped 19 of 20 shots faced on Feb. 4 vs. Washington to record a 5-1 win in his NHL debut...**European Career:** Played three seasons for

TPS Turku (Finland), posting a 49-20-4 record and 2.13 goals-against average in 80 games...Second in SM-Liiga (Finnish Elite League) in save percentage (.937) and third in goals-against average in 2001-02...Named Rookie of the Year for 1999-00 with TPS Turku.

**Personal:** "Nitty" lists these favorites: Jay-Z (musician); "Old School" (movie); "Two-and-a-Half Men" (television show); Will Ferrell (actor); Eva Mendes (actress); Edmonton Oilers (NHL team while growing up — "Because of their Finnish players"); New York (NHL road city); Manchester United and the New York Yankees (professional sports teams); international soccer star David Beckham (professional athlete); Bahamas (vacation spot); Finnish newspaper sites (web sites); cheeseburgers (food); Christmas (holiday)...has a Labrador named Uno...hobby is playing golf...also likes to play on the Wii with his son...first job: painting roofs with his father...memorable NHL moment: first game...always eats salmon on game day...hidden talent: "I can cook pretty good"...speaks Finnish and English...golf handicap is a minus-8...started skating at six and playing hockey at nine...wears Bauer skates, size 9.5...oldest piece of protective gear is his chest protector (four years).

## CAREER STATISTICS

Season	Club	League	GP	W	L	OT	MINS	GA	SO	GAA	GP	W	L	MINS	GA	SO	AVG
1998-99	TPS Turku	Finland-Jr.	35	-	-	-	2095	60	0	1.72	-	-	-	-	-	-	-
1999-00	TPS Turku.	Finland Jr.	1	1	0	0	60	1	0	1	-	-	-	-	-	-	-
	TPS Turku	Finland	32	23	6	2	1899	68	3	2.15	8	6	2	453	13	0	1.72
	Finland	World Jr.	5	-	-	-	245	10	0	2.45	-	-	-	-	-	-	-
2000-01	TPS Turku	Finland	21	10	6	1	1112	46	2	2.48	-	-	-	-	-	-	-
2001-02	TPS Turku	Finland	27	16	8	1	1498	46	3	1.84	4	2	2	295	11	0	2.24
2002-03	Philadelphia	AHL	40	14	21	2	2283	98	0	2.58	-	-	-	-	-	-	-
2003-04	Philadelphia	AHL	49	24	13	6	2728	92	7	2.02	12	6	6	796	24	0	1.81
	Philadelphia	NHL	3	3	0	0	180	3	0	1	-	-	-	-	-	-	-
2004-05	Philadelphia	AHL	58	33	21	4	3453	119	6	2.07	21	15	5	1269	37	3	1.75
2005-06	Philadelphia	NHL	46	23	15	6	2690	133	2	2.97	2	0	0	73	5	0	4.11
	Finland	Olympics	6	5	1	-	359	8	3	1.34	-	-	-	-	-	-	-
	Finland	World Ch.	4	2	1	1	212	6	2	1.70	-	-	-	-	-	-	-
2006-07	Philadelphia	NHL	52	9	29	9	2943	166	0	3.38	-	-	-	-	-	-	-
2007-08	Philadelphia	NHL	28	12	9	2	1424	69	1	2.91	-	-	-	-	-	-	-
2008-09	Philadelphia	NHL	32	15	8	6	1805	83	1	2.76	-	-	-	-	-	-	-
2009-10	Tampa Bay	NHL	49	21	18	5	1657	127	1	2.87	-	-	-	-	-	-	-
	Finland	Olympics	Did Not Appear in a Game														
NHL Totals			210	83	79	28	11699	581	5	2.98	2	0	0	73	5	0	4.11

Selected by Philadelphia in the 1998 NHL Entry Draft (6th round, 168th overall). Signed as a free agent by Tampa Bay on July 10, 2009. Signed as a free agent by San Jose on July 1, 2010.






8

CENTER

# JOE PAVELSKI

**SHOOTS:** Right **HEIGHT/WEIGHT:** 5-foot-11, 195 pounds  
**BORN:** 7/11/84 in Plover, Wisconsin  
**HOMETOWN:** Plover, Wisconsin

Selected by San Jose in the 2003 NHL Entry Draft (7th round, 205th overall).



**2009-10:** Fourth in the NHL in faceoff percentage (58.1)...Third on team with career high-tying 25 goals...Set a career high with five game-winning goals...Tied a franchise record with four points (two goals and two assists) in the third period vs. Nashville on March 11...Set a single game career high with four points (a goal and three assists) on Jan. 18 vs. Calgary...Returned from Injured Reserve on Nov. 7 vs. Pittsburgh and posted two points (goal and an assist)...Placed on Injured Reserve on Oct. 5 (lower body)...Assisted on both goals in the season opener at Colorado on Oct. 1...**Playoffs:** T-7th in the NHL in postseason goals, T-3rd in GWG (three), T-1st in power play goals (five) and T-12th in points...Fourth in the League in shots (65)...Had a six-game point streak (12, seven goals and five assists) from April 20-May 4...First player since Mario Lemieux in 1992 to have three consecutive two-goal games (nine points on six goals and three assists, April 24-May 2)...Tied Marleau's franchise record set in 2006 with his five-game goal streak (11 points, seven goals and four assists)...11 shots in Game 2 of the WCSF set a franchise record...Two power play goals in both Games 1 and 2 of the WCSF tied the franchise record for power play goals in a game...Four power play goals in the WCSF vs. Detroit tied his franchise record (2006) for a single round...In the first round, scored two game-winning goals (Game 2 and 4) and the series-clinching goal (Game 6)...Plus-4 in Game 6 of the WCQF tied a franchise single-game playoff record...Scored his second career playoff overtime game-winning goal in Game 4 of the WCQF on April 20 (May 2, 2008 vs. Dallas, Game 5 WCSF)...Scored the game-tying extra-attacker goal with 31.3 seconds left in Game 2 of the WCQF on April 16 and also added an assist (goal and an assist)...**Olympics:** Won a silver medal with the United States and was a plus-2.

**Career 2008-09:** Set career highs in points, goals and assists...Sixth amongst League forwards in blocked shots (74)...Led team in shots (266)...Eighth in the NHL in faceoff percentage (56.3) and T-11th in SH points (four)...Set a career high with a seven-game point streak (nine points, three goals and six assists) from March 21-April 2...Four-game goal streak (four) from Feb. 11-17 marked a career high...Posted three consecutive two-point games (six, four goals and two assists) from Nov. 28-Dec. 2, the first time he posted a three-game multi-point scoring streak...Set a franchise record for shots in a period with seven on Nov. 4 vs. Minnesota (third)...**Playoffs:** Seven shots in Game 5 of the WCQF vs. Anaheim on April 25 tied the game

## NHL CAREER HIGHLIGHTS

**First NHL game** — Nov. 22, 2006 vs. Los Angeles

**First NHL goal** — Nov. 22, 2006 vs. Los Angeles (Mathieu Garon)

**First NHL assist** — Dec. 9, 2006 vs. Nashville

**Most points, game** — 4, 2 times, most recent, March 11, 2010 vs. Nashville

**Most goals, game** — 2, 10 times, most recent, March 11, 2010 vs. Nashville

**Most assists, game** — 3, 3 times, most recent, Jan. 18, 2010 vs. Calgary

**Most consecutive games, point** — 7, March 21, 2009 vs. Dallas through April 2, 2009 at Edmonton

**Most consecutive games, goal** — 4, Feb. 11, 2009 at Pittsburgh through Feb. 17, 2009 vs. Edmonton

**Most consecutive games, assist** — 3, 4 times, most recent, Jan. 16, 2010 vs. Edmonton through Jan. 19, 2010 at Los Angeles

**Most consecutive games played** — 113, April 5, 2007 vs. Calgary through Dec. 13, 2008 vs. St. Louis

**100th NHL point** — Jan. 20, 2009 vs. Vancouver

**200th NHL game** — March 26, 2009 at Nashville

**Best plus/minus** — +4, March 21, 2009 vs. Dallas

**Olympics** — USA (2010 silver medal)

**World Championships** — USA (2009)

**"Sharks Player of the Month"** — Feb. 2009

high...**World Championships:** Two points (a goal and an assist) in five games...**2007-08:** T-4th on team in goals and fifth in points...T-12th among League forwards, second among SJ forwards, in blocked shots (59)...**Playoffs:** T-2nd in NHL in game-winning goals (three)...Scored overtime game-winner in Game 5 of the WCSF vs. Dallas on May 2...Scored game-winning goal in Game 7 of the WCQF vs. Calgary on April 22...**2006-07:** Among all NHL rookies, T-7th in game-winning goals (three) and T-8th in power play goals (five)...Recalled by San Jose on Nov. 22 and scored a goal in his first NHL game vs. Los Angeles that night...**Playoffs:** Scored goal in his second playoff game April 18 vs. Nashville in WCQF Game 4...**2005-06:** 2006 Rbk Division I Second Team All-American...Led the Badgers in five offensive categories...**Playoffs:** Named to the NCAA Midwest Regional All-Tournament Team and INCH's Second Team All-American...Had two assists as Wisconsin won their sixth NCAA Division I National Championship...**2004-05:** T-5th in WCHA in points, T-1st in nation among freshmen...WCHA Rookie of the Week for Oct. 18-24...Named to the USCHO All-American Rookie





## CAREER VS. NHL

	GP	G	A	PTS	PIM
ANA	24	1	9	10	10
ATL	2	0	1	1	0
BOS	3	0	0	0	0
BUF	4	3	1	4	6
CGY	15	4	7	11	6
CAR	2	0	2	2	2
CHI	13	4	8	12	2
COL	13	1	7	8	6
CBJ	11	2	4	6	2
DAL	25	9	9	18	28
DET	13	5	2	7	0
EDM	15	3	6	9	10
FLA	2	0	1	1	2
LA	23	9	9	18	4
MIN	13	7	2	9	2
MTL	3	1	1	2	2
NSH	14	5	4	9	6
NJ	4	2	0	2	0
NYI	2	0	0	0	0
NYR	2	0	1	1	2
OTT	3	0	2	2	0
PHI	4	2	3	5	0
PHO	24	7	6	13	8
PIT	4	3	1	4	4
SJ	-	-	-	-	-
STL	14	3	0	3	8
TB	2	1	2	3	2
TOR	3	3	1	4	0
VAN	15	6	5	11	6
WAS	3	2	1	3	0
<b>TOTALS</b>	<b>275</b>	<b>83</b>	<b>95</b>	<b>178</b>	<b>118</b>



up); Chicago and Minneapolis-St. Paul (NHL road cities); Green Bay Packers and Milwaukee Brewers (professional sports teams); Aldo's (San Jose area restaurant); Cabo San Lucas (vacation spot); nhl.com and tsn.ca (web sites); eggs over easy with bacon and toast (food); Christmas and July 4 (holidays); *Muskie Hunter* (magazine — bills itself as "North America's Musky Authority"); Bananagrams (board game); professional golfer Steve Stricker (professional athlete — "He's a Wisconsin boy")...owns a Chocolate lab (Lucy)...likes to play golf, hunt and fish...first job was working for his father's business (Pavelski Painting and Wallpaper)...two memorable Sharks/NHL moments: scoring in overtime of Game Five in the 2008 WCSF vs. Dallas and doing the same in Game Four of the 2010 WCQF vs. Colorado...hockey idol is Hockey Hall of Famer Brett Hull...hates playing golf behind slow golfers...involved with Operation Homefront, which provides assistance to American military troops and their families...non-sports idols are parents Mike and Sandy...most famous person in cell phone directory: teammate Jay Leach...claims to have a handicap of minus-4...likes playing golf at Cypress Point in Monterey...started skating at four and playing hockey at six...wears Graf skates, size nine...brother Scott plays at the University of New Hampshire...had his No. 8 sweater retired by Waterloo (USHL) in 2009...part owner of the NAHL's Janesville Jets.

Team, Rookie Team All-American by Inside College Hockey. com and the Rookie All-WCHA Team...**2003-04:** Named USA Hockey Junior Player of the Year...Waterloo (USHL) captain was second on team in points, assists and plus/minus (plus-10), first in goals...Two-time USHL Player of the Week...**Playoffs:** Led Waterloo to their first Clark Cup and Junior A Championship...Second in USHL in scoring and goals...**Other:** Captain of 2004 USA Hockey Junior Select Team, which won the silver medal at the Viking Cup...**2002-03:** USHL Rookie of the Year, named to USHL's All-Rookie Team and a First Team All-USHL selection...Led team in goals (also USHL), points and shots (227)...**Playoffs:** T-1st on team, T-4th among all players in goals.

**Personal:** "Pavs" lists these favorites: country and Kenny Chesney (music/musician); the classics (movies); "Lost" (television show); St. Louis Blues (NHL team while growing

## CAREER STATISTICS

Season	Club	League	GP	G	A	PTS	PIM	GP	G	A	PTS	PIM
2002-03	Waterloo	USHL	60	36	33	69	32	7	5	7	12	8
2003-04	Waterloo	USHL	54	21	31	52	58	12	6	6	12	10
	United States	Viking Cup	6	4	4	8	N/A	-	-	-	-	-
2004-05	Wisconsin	WCHA	40	16	29	45	24	1	0	0	0	2
2005-06	Wisconsin	WCHA	43	23	33	56	34	-	-	-	-	-
<b>2006-07</b>	<b>San Jose</b>	<b>NHL</b>	<b>46</b>	<b>14</b>	<b>14</b>	<b>28</b>	<b>18</b>	<b>6</b>	<b>1</b>	<b>0</b>	<b>1</b>	<b>0</b>
	Worcester	AHL	16	8	18	26	8	-	-	-	-	-
<b>2007-08</b>	<b>San Jose</b>	<b>NHL</b>	<b>82</b>	<b>19</b>	<b>21</b>	<b>40</b>	<b>28</b>	<b>13</b>	<b>5</b>	<b>4</b>	<b>9</b>	<b>0</b>
<b>2008-09</b>	<b>San Jose</b>	<b>NHL</b>	<b>80</b>	<b>25</b>	<b>34</b>	<b>59</b>	<b>46</b>	<b>6</b>	<b>0</b>	<b>1</b>	<b>1</b>	<b>9</b>
	United States	World Ch.	5	1	1	2	0	-	-	-	-	-
<b>2009-10</b>	<b>San Jose</b>	<b>NHL</b>	<b>67</b>	<b>25</b>	<b>26</b>	<b>51</b>	<b>26</b>	<b>15</b>	<b>9</b>	<b>8</b>	<b>17</b>	<b>6</b>
	United States	Olympics	6	0	3	3	4	-	-	-	-	-
	<b>Sharks/NHL Totals</b>		<b>275</b>	<b>83</b>	<b>95</b>	<b>178</b>	<b>118</b>	<b>40</b>	<b>15</b>	<b>13</b>	<b>28</b>	<b>15</b>

Selected by San Jose in the 2003 NHL Entry Draft (7th round, 205th overall).






# 16 DEVIN SETOGUCHI

RIGHT WING

**SHOOTS:** Right **HEIGHT/WEIGHT:** 6-foot, 200 pounds  
**BORN:** 1/1/87 in Taber, Alberta  
**HOMETOWN:** Taber, Alberta

Selected by San Jose in the 2005 NHL Entry Draft (1st round, 8th overall).



**2009-10:** T-4th on the team in goals...Set a career high with four game-winning goals...Scored two goals, including the game-winner, in his fifth multi-goal game of the season on March 28 vs. Colorado...Scored GWG Feb. 4 at St. Louis...Scored two goals — including the game winner — on Jan. 16 vs. Edmonton...Posted two points (goal and assist) and a plus-3 vs. Anaheim on Dec. 17...Activated from Injured Reserve and played at Vancouver on Nov. 29...Placed on Injured Reserve on Nov. 21 (retroactive to Nov. 15)...Returned from seven-game IR stint with a goal on Nov. 10 vs. Nashville...Missed seven games with a lower body injury (Oct. 25-Nov. 7)...Had a three-game goal streak (four goals and an assist) from Oct. 3-6...**Playoffs:** T-10th in the League in postseason shots (58)...Posted two assists in Game 5 of the WCQF on April 22...Scored his first career postseason overtime goal, which was also his first postseason game-winner, in his first career playoff multi-goal game (two goals) in Game 2 of the WCQF on April 16...Assisted on Clowe's goal in Game 1 of the WCQF and led the team with six shots and four takeaways.

**Career 2008-09:** Registered 19 multi-point games...Third on team in points, T-27th in the League in goals...Scored 30th goal on March 26 vs. Nashville...Named to the Sophomore Team for the YoungStars Game presented by Upper Deck (one goal)...Tied his career high with three points (a goal and two assists) on Jan. 9 at Edmonton...Had a career-high seven-game point streak (13) from Nov. 11-28...Tied a franchise record with 10 shots vs. Nashville on Nov. 11 and posted three points (two goals and assist)...**Playoffs:** Scored his first goal in Game 5 of the WCQF vs. Anaheim on April 25 and had an assist in Game 3 on April 21...**2007-08:** Despite only playing in 44 games, was T-13th among NHL rookies in goals...First Sharks player to score two goals (Marty Turco) in his NHL debut at Dallas on Oct. 29 (11th to post one goal)...**Playoffs:** Scored his first postseason goal in Game 7 of the WCQF vs. Calgary on April 22...Made NHL postseason debut and tallied an assist in Game 4 of the WCQF at Calgary on April 15...**2006-07:** 11th among NHL goal scoring leaders and T-1st in shorthanded goals (six) and T-10th in game-winning goals (six)...Led team in points and goals...Named Player of the Month for February (22 points — 11 goals and 11 assists) in 14 games...WHL Performer of the Week for Feb. 8, where he scored three goals and nine points in

## NHL CAREER HIGHLIGHTS

**First NHL game** — Oct. 29, 2007 at Dallas  
**First NHL goal** — Oct. 29, 2007 at Dallas (Marty Turco)  
**First NHL assist** — Nov. 2, 2007 vs. Los Angeles  
**Most points, game** — 3, 3 times, most recent, Oct. 19, 2010 at New York Rangers  
**Most goals, game** — 2, 11 times, most recent, March 28, 2010 vs. Colorado  
**Most assists, game** — 2, 6 times, most recent, Feb. 8, 2010 at Toronto  
**Most consecutive games, point** — 7, Nov. 11, 2009 vs. Nashville through Nov. 28, 2009 at Dallas  
**Most consecutive games, goal** — 4, 2 times, most recent, March 21, 2009 vs. Dallas through March 26, 2009 at Nashville  
**Most consecutive games, assist** — 7, Nov. 11, 2009 vs. Nashville through Nov. 28, 2009 at Dallas  
**Most consecutive games played** — 56, Dec. 31, 2008 at Minnesota through Oct. 24, 2009 at Atlanta  
**Best plus/minus** — +3, 4 times, most recent, Jan. 18, 2010 vs. Calgary  
**100th NHL game** — Feb. 21, 2009 vs. Atlanta  
**100th NHL point** — Jan. 18, 2010 vs. Calgary  
**YoungStars Game** — 2009

four games...Selected for 2006 National Junior Team Development Camp in Calgary in July, but was unable to participate due to injury...Traded to Prince George before the season...**Playoffs:** Tied for the league lead in goals and game-winning goals (four), T-3rd in points and T-10th in assists...**2005-06:** WHL Player of the Week for Nov. 7-13...Alternate captain for Saskatoon (WHL) led the Blades in goals and points (seventh in WHL) and was second in assists...Represented the WHL in the CHL-Russia Challenge...**Playoffs:** Fourth in the WHL in goals and 19th in points...**2004-05:** Fourth on Saskatoon and T-22nd in the WHL in scoring...Second on the team and T-9th in the league in goals...Third on the team with eight power play goals...Fifth on the team in plus/minus (plus-20)...Won the "Hardest Shot" competition (96 mph) at the 2005 CHL Top Prospects Skills Showcase...Won a silver medal with Team Canada at the 2005 IIHF Under-18 World Championships...**2003-04:** Fourth on the team, first among team rookies and 14th among league rookies in points...T-3rd on the team in goals and fourth in power play goals (seven)...Won a gold medal with Canada's Under-18 summer team at the





## CAREER VS. NHL

	GP	G	A	PTS	PIM
ANA	17	4	4	8	2
ATL	2	0	1	1	0
BOS	2	0	1	1	2
BUF	4	1	1	2	2
CGY	9	1	3	4	2
CAR	1	0	0	0	0
CHI	9	3	4	7	0
COL	9	5	0	5	2
CBJ	7	3	3	6	0
DAL	18	7	5	12	4
DET	9	3	2	5	5
EDM	9	3	3	6	2
FLA	2	0	0	0	0
LA	16	4	3	7	10
MIN	11	1	0	1	2
MTL	3	0	1	1	0
NSH	8	5	6	11	2
NJ	2	3	0	3	2
NYI	2	1	0	1	2
NYR	2	2	2	4	0
OTT	3	0	0	0	0
PHI	2	2	1	3	0
PHO	18	6	3	9	9
PIT	2	0	0	0	0
SJ	-	-	-	-	-
STL	11	2	3	5	0
TB	3	2	1	3	0
TOR	2	1	3	4	0
VAN	9	2	4	6	2
WAS	3	1	2	3	2
<b>TOTALS</b>	<b>195</b>	<b>62</b>	<b>56</b>	<b>118</b>	<b>52</b>



2004 Junior World Cup...Won a silver medal with Team Pacific as team captain at the 2004 World Under-17 Hockey Challenge.

**Personal:** "Seto" and "Gucci" lists these favorites: Dave Matthews Band (musician); "Happy Gilmore" (movie — claims to have seen it 50 times); "Entourage" (television show); Robert DeNiro and Jessica Alba (actor/actress); Philadelphia Flyers (NHL team while growing up); the Canadian cities and New York City (NHL road cities); Forbes Mill (San Jose restaurant); Cabo San Lucas (vacation spot); nhl.com (web site); sushi (food); "FIFA 10" (video game); Christmas (holiday); *Maxim* (magazine); Chutes and Ladders (board game)...likes to play golf and the guitar...first job was working on the farm...memorable NHL/Sharks moment: scoring first overtime winner in Game 2 of the 2010 Western Conference Quarterfinals vs. Colorado...hockey idol is Eric Lindros...puts on his left side first when dressing...pet peeve: people who don't finish their wine at dinner...most famous person in his cell phone directory: former teammate Jeremy Roenick...golf handicap is minus-7...likes to play at The Golf Club at Boulder Ridge in San Jose...started skating and playing hockey at three...wears Easton skates, size nine...oldest piece of protective gear: 6-year-old shoulder pads...partnered with Toronto's Kris Versteeg to play hosts to a youth hockey camp in Coaldale, Alberta this past summer.

## CAREER STATISTICS

## PLAYOFFS

Season	Club	League	GP	G	A	PTS	PIM	GP	G	A	PTS	PIM
2003-04	Saskatoon	WHL	66	13	18	31	53	-	-	-	-	-
	Pacific	World U-17	5	4	5	9	14	-	-	-	-	-
	Canada	Jr. WC U-18	5	0	4	4	6	-	-	-	-	-
2004-05	Saskatoon	WHL	69	33	31	64	34	4	0	1	1	0
	Canada	World U-18	6	4	2	6	6	-	-	-	-	-
2005-06	Saskatoon	WHL	65	36	47	83	69	10	8	4	12	8
2006-07	Prince George	WHL	55	36	29	65	55	15	11	10	21	24
2007-08	San Jose	NHL	44	11	6	17	8	9	1	1	2	2
	Worcester	AHL	23	8	11	19	25	-	-	-	-	-
2008-09	San Jose	NHL	81	31	34	65	25	6	1	2	3	2
2009-10	San Jose	NHL	70	20	16	36	19	15	5	4	9	6
	<b>Sharks/NHL Totals</b>		<b>195</b>	<b>62</b>	<b>56</b>	<b>118</b>	<b>52</b>	<b>30</b>	<b>7</b>	<b>7</b>	<b>14</b>	<b>10</b>

Selected by San Jose in the 2005 NHL Entry Draft (1st round, 8th overall).





19

CENTER

## JOE THORNTON

**SHOOTS:** Left    **HEIGHT/WEIGHT:** 6-foot-4, 230 pounds  
**BORN:** 7/2/79 in London, Ontario  
**HOMETOWN:** St. Thomas, Ontario

Acquired by San Jose from Boston for Wayne Primeau, Brad Stuart and Marco Sturm on Nov. 30, 2005.



**2009-10:** Posted seventh consecutive season of at least 20 goals and 50 assists — the longest streak for any NHL player since Steve Yzerman and Doug Gilmour had eight season streaks from 1986-87 through 1993-94... Has 10 consecutive seasons of 20 or more goals. Only Jarome Iginla has a longer streak of 20-or-more goals with 11 consecutive seasons...Eighth in the League in points and second in assists...Appeared in his 900th game on March 4 vs. Montreal...Returned from injury on April 4 and posted two assists...Missed three games due to injury (March 28-April 2: lower body)...Missed his first game since being acquired by San Jose on March 28 vs. Colorado ending his consecutive games streak at 379 (Dec. 2, 2005-March 27, 2010) with the team (franchise high) and overall streak at 398 (Oct. 20, 2005-March 27, 2010)...Posted his 900th point on Jan. 4 vs. Los Angeles...Had a 17-game road point streak (25 points, seven goals and 18 assists) from Nov. 1-Dec. 22...Recorded his fifth career point streak of 10-or-more games with his 10-game point streak from Nov. 14-Dec. 3 (16 points, three goals and 13 assists)... Named NHL Second Star of the Month for November... Named NHL First Star of the Week for week ending Nov. 22...Notched his 600th and 601st assists in four-assist night on Nov. 20 vs. Philadelphia...Surpassed Owen Nolan for second on the all-time Sharks point list (452) with an assist vs. Calgary on Jan. 18. It took him 354 games to catch Nolan, who reached 451 points in 568...Registered his 400th point as a Shark in just his 312th game with San Jose on Oct. 17 at the New York Islanders...Tied the franchise record with four assists on Oct. 8 vs. Columbus...**Playoffs:** Had a six-game point streak (nine points, three goals and six assists) from April 24-May 8...Assisted on Marleau's game-winning goal in the series-clinching WCSF Game 5 on May 8... Assisted on Marleau's overtime game-winner in WCSF Game 3 on May 4...Registered the game-winning goal in WCSF Game 2 on May 2...Posted two assists, including one on the game-tying goal with 31.3 seconds remaining, in WCQF Game 2 on April 16...**Olympics:** Won a gold medal with Canada.

**Career 2008-09:** Among NHL leaders: seventh in assists (also led team), 11th in points and T-11th in power play points...Appeared in his 300th game as a Shark on April 4 vs. Anaheim...Played in his 800th game at Colorado on Jan. 27...Made his sixth All-Star Game appearance on Jan. 25 and tied the game-high with

## NHL CAREER HIGHLIGHTS


- First NHL game** — Oct. 8, 1997 at Phoenix (with Boston)
- First NHL assist** — Jan. 25, 1998 at Washington (with Boston)
- First NHL goal** — Dec. 3, 1997 at Philadelphia (with Boston — Garth Snow)
- Most points, game** — 5, Dec. 28, 2001 at Florida (with Boston)
- Most goals, game** — 3, 3 times, most recent, March 25, 2008 at Phoenix (with San Jose)
- Most assists, game** — 5, Dec. 28, 2001 at Florida (with Boston)
- Most consecutive games, point** — 14, Nov. 19, 2005 through Dec. 20, 2005
- Most consecutive games, goal** — 5, 2 times, most recent, Feb. 8 through March 3, 2006
- Most consecutive games, assist** — 10, Nov. 26 thru Dec. 20, 2005
- Most consecutive games played** — 398, Oct. 20, 2005 vs. Buffalo through March 27, 2010 vs. Vancouver
- 100th NHL goal** — Jan. 26, 2002 vs. Florida (with Boston)
- 200th NHL goal** — Dec. 31, 2006 at Dallas (with San Jose)
- 600th NHL assist** — Nov. 20, 2010 vs. Philadelphia (with San Jose)
- 500th NHL point** — Feb. 12, 2006 at Phoenix (with San Jose)
- 900th NHL point** — Jan. 4, 2010 vs. Los Angeles (with San Jose)
- 900th NHL game** — March 4, 2010 vs. Montreal (with San Jose)
- Art Ross Trophy** — 2006
- Hart Memorial Trophy** — 2006
- First Team NHL All-Star** — 2006
- Second Team NHL All-Star** — 2008, 2003
- All-Star Teams** — 2002, 2003, 2004, 2007, 2008, 2009
- Olympics** — Team Canada (2010 gold medal, 2006)
- World Championships** — Team Canada (2001, 2005)
- World Cup** — Team Canada (2004)
- "Sharks Player of the Year"** — 2006-07, 2005-06
- "Sharks Player of the Month"** — Nov. 2009, Dec. 2008, Feb. 2007, Dec. 2006, Dec. 2005, April 2006
- PlayStation "Three Stars of the Year" Award** — 2007, 2008
- NHL Player of the Month** — Nov. 2009 (2nd Star), March 2007 (2nd Star)
- NHL Offensive Player of the Week (w/Sharks)** — Nov. 16-22, 2009 (1st Star) March 24-30, 2008 (1st Star), March 3-9, 2008 (3rd Star), March 12-18, 2007 (1st Star), Jan. 2-8, 2007 (3rd Star), April 10-16, 2006 and Dec. 5-Dec. 11, 2005





## CAREER VS. NHL

	OVERALL					WITH SAN JOSE				
	GP	G	A	PTS	PIM	GP	G	A	PTS	PIM
ANA	46	16	33	49	39	35	11	30	41	29
ATL	21	9	17	26	39	4	3	4	7	2
BOS	4	2	1	3	15	4	2	1	3	15
BUF	40	8	25	33	84	5	0	7	7	4
CGY	27	5	20	25	21	18	2	13	15	14
CAR	31	8	17	25	50	4	2	6	8	0
CHI	30	10	27	37	30	18	7	21	28	8
COL	28	12	21	33	12	18	9	14	23	4
CBJ	23	8	25	33	32	18	6	18	24	6
DAL	43	12	30	42	45	32	9	26	35	33
DET	27	8	13	21	32	18	4	11	15	24
EDM	29	8	19	27	22	19	7	15	22	6
FLA	29	8	18	26	14	4	2	2	4	0
LA	44	9	41	50	49	35	8	33	41	36
MIN	22	5	14	19	16	17	5	12	17	8
MTL	39	11	18	29	37	4	3	3	6	2
NSH	28	8	31	39	27	17	2	24	26	15
NJ	31	14	21	35	36	4	1	3	4	8
NYI	31	10	15	25	25	4	2	4	6	2
NYR	28	9	21	30	29	4	0	4	4	2
OTT	39	13	22	35	41	4	0	5	5	0
PHI	30	9	17	26	17	6	0	10	10	4
PHO	45	15	34	49	26	35	14	30	44	20
PIT	34	14	30	44	10	5	0	5	5	0
SJ	10	1	6	7	18	—	—	—	—	—
STL	29	7	26	33	18	19	3	23	26	8
TB	30	15	18	33	16	5	3	5	8	0
TOR	36	9	19	28	25	4	1	8	9	0
VAN	30	10	28	38	27	18	7	22	29	14
WAS	31	12	19	31	33	5	3	2	5	4
TTL	915	285	646	931	885	383	116	361	477	268



three points (assists)...Recorded his 800th point on Dec. 31 at Minnesota...Tied the franchise record for consecutive games played (247 — Vincent Damphousse) on Dec. 2, 2008 which marked the three-year anniversary of his Sharks debut (Dec. 2, 2005 at Buffalo)...**Playoffs:** Led team in points...Figured in on all three goals (goal and two assists) in a 3-2 overtime victory in WCQF Game 5 vs. Anaheim on April 25...**2007-08:** Named to the NHL Second All-Star Team...Sixth in the voting for the Hart Memorial Trophy...Fourth player to lead the NHL in assists in three straight seasons, tying Wayne Gretzky, Bobby Orr and Stan Mikita...Also fifth in points...Led Sharks in goals and power play goals (11)...12th among League forwards and led team in ice time (21:23)...Won the Sharks "PlayStation Three Stars of the Game" Award...NHL First Star of the Week for the week ending March 30...Posted third career hat trick, first with the Sharks, on March 25 at Phoenix...Tied a franchise record for goals in a period with his third period hat trick at Phoenix on March 25. Jonathan Cheechoo was the last to accomplish the feat with three goals in the second period vs. Los Angeles on April 1, 2007...Named NHL Third Star of the Week for the week ending March 9...Played in his 200th game with the Sharks on Feb. 20 at New Jersey...Named as a Western Conference All-Star, his fifth consecutive All-Star nod, posting one assist...Registered his 700th point with an assist and played a season-high 31:01 vs. Phoenix on Dec. 20...Appeared in his 700th game vs. Buffalo on Dec. 8...**Playoffs:** Became San Jose's all-time leader in postseason assists (25)...Led NHL in takeaways (19)...Scored the game-winning goal with 9.2 seconds left in WCQF Game 4 at Calgary on April 15...**2006-07:** Voted "Sharks Player of the Year"...Earned the PlayStation "Three Stars of the Year" Award...Became the third player in NHL history to have back-to-back 90-assist seasons by posting two in 2005-06 vs. Calgary — the only other two players who've had consecutive 90-assist seasons are Wayne Gretzky (12, 1980-81 through 1991-92) and Mario Lemieux (1987-88 and 1988-89)...Led NHL in assists, second in PP points (54), PP assists (44) and points...Led NHL in home assists (54)...Led San Jose in points and takeaways (51)...Named the NHL's Second Star of the Month for March where he led all NHL scorers during the month with 24 points in 14 games...Set a franchise record for assists (formerly Thornton's 72 in 2005-06) and tied the franchise record for points (with Cheechoo's 93 in 2005-06) with four points at Phoenix on March 15...Named NHL's First Star of the Week for week ending March 18...Voted to the starting lineup, leading all Western Conference players in votes, for the 2007 NHL All-Star Game...In the NHL SuperSkills competition, he hit four targets on six attempts in the shooting accuracy, scored a goal in the shootout competition and posted the second-hardest shot among the Western Conference competitors at 93.2 mph...Named the NHL's Third Star for the week ending Jan. 8 by posting seven points in two games...Recorded his 200th goal on Dec. 31 at Dallas...Finished fourth in the voting for The Lionel Conacher Award as Canadian male athlete of the year in a survey by The Canadian Press and Broadcast News (NBA star and former Santa Clara University basketball player Steve Nash was first)...**Playoffs:** Tied a Sharks playoff record with his seven-game assist game streak from April 16 vs. Nashville through May 2 vs. Detroit (Jeff Norton — 1994 at Toronto through 1999 vs. Colorado) in which he registered





eight assists...Among NHL leaders: T-6th in assists and T-19th in points...**2005-06:** Became the first Shark to win the Hart Memorial Trophy (Most Valuable Player) and the Art Ross Trophy (NHL scoring leader)...Finalist for the Lester B. Pearson Award, given to the League's most valuable player as selected by the players...First Team NHL All-Star...Named "Sharks

Player of the Year"...Named the "Sharks Player of the Month" for December and April...Named NHL Offensive Player of the Week twice during the season, Dec. 5-11 and April 10-16 (shared honors with Cheechoo)...His season assist total (96) was greater than the point total (94) of 2003-04 Art Ross Trophy winner Martin St. Louis, marking the first time since the 1929-30 season that a player's assist total surpassed the point total of the prior season's leading scorer (Frank Boucher had 36 assists in 1929-30, while Ace Bailey led the League with 32 points in 1928-29)...Only the 11th player in NHL history to record 90-plus assists in a single season and the only one to do it while playing for two teams in the season...His 96 assists were 16th most in NHL history and led the League...Finished second on the Sharks franchise list for single season points (92)...Third in the NHL in power play assists (40) and T-4th in PP points (51)...Registered at least one point in 80.2 percent of his games played (65/81)...Set the NHL record for points in a single season by a player who played for two teams in one season (surpassed the 112 points scored by Bernie Nicholls in 1989-90) by recording two assists on April 9 against Dallas...Notched his 56th assist on Feb. 6 against Calgary matching St. Louis' NHL-leading total from 2003-04...Tied Sharks franchise record with at least one assist in eight consecutive games (3-13=16, Dec. 2-20) that was previously done by Nicholls (0-8=8, Oct. 24-Nov. 8, 1996)...Scored his first goal as a Shark in his first home game in San Jose against Atlanta on Dec. 6...Had two assists in his first game with San Jose on Dec. 2 at Buffalo...**Playoffs:** When the Sharks were eliminated from contention, was T-12th in the League in assists...**Olympics:** Registered three points (two assists)...**2004-05:** Played with Davos in Switzerland, leading team and finishing seventh overall in league scoring...Led the league in playoff scoring as Davos won the Swiss League Championship...World Championships MVP with Team Canada...**2003-04:** Reached the 20-plus goal mark for the fifth straight season...Led Boston in assists and points for the third time...Had 19 multiple-point games...Voted a starter for the Eastern Conference Team at the 2004 NHL All-Star Game — his third All-Star Game appearance...Member of 2004 World Cup of Hockey gold medal-winning Team Canada...**2002-03:** Named the 17th captain in Bruins history on Oct. 8...Finished third overall in scoring, was second in the NHL in assists and had his second 30-plus goal season...Second team NHL All-Star...Became just the third player in Bruins history to score 100-plus points with 100-plus penalty minutes (Bobby Orr and Ken Hodge) and was the first Bruin since 1993-94 to hit 100 points...Had 33 multiple-point games, including three four-point efforts...NHL Player of the Week for Nov. 25-Dec. 1...**2001-02:** Had 20 multiple-point games, including a career-high five-assists, Dec. 28 in Florida and his second career hat trick Jan. 5 vs. Washington...**Playoffs:** Had two multiple-point games...**2000-01:** Established a career season high in goals, hitting the 30-plus goal mark for the first time...Tied for second in the NHL with 19 power play goals...Scored his first hat trick March 1 vs. Tampa Bay...Recorded his 100th NHL assist April 2 vs. Montreal...Played for Team Canada in the World Championships...**1999-00:** Led the team in goals, assists, points and PIM, becoming just the second player in team history to accomplish that feat (Jimmy Herberts, 1924-25)...Only player in the NHL (fourth Bruin) to lead his team in points and PIM...**1998-99:** Had seven multiple-point games...Played his 100th NHL game Jan. 28 vs. New Jersey...**Playoffs:** Was third in Boston scoring...Scored the series-clinching goal May 2 in Game 6 of the ECQF vs. Carolina...**1997-98:** Played his first NHL game Oct. 8 in Phoenix after missing the first three games with a broken forearm suffered in preseason...**1996-97:** Completed his second season of junior hockey in Sault Ste. Marie...Second amongst OHL scoring leaders (122 points in 59 games) and named an OHL Second Team All-Star...Youngest member of Team Canada's 1997 gold medal-winning World Junior Championships squad...**1995-96:** Named the top rookie in Canadian major junior hockey and to the CHL All-Rookie Team.

**Personal:** "Jumbo" lists these favorites: Neil Young (musician); "There Will Be Blood" (movie); "Deadliest Catch" (television show); Daniel Day Lewis and Val Kilmer (actors); Buffalo Sabres (NHL team while growing up); New York

## TOPS SINCE 2002-03

Joe Thornton has been the National Hockey League's top scorer for the last seven seasons.

PLAYER	GP	G	A	PTS
Joe Thornton, San Jose	560	184	500	684
Ilya Kovalchuk, New Jersey	556	309	282	591
Martin St. Louis, Tampa Bay	572	229	355	584
Daniel Alfredsson, Ottawa	528	215	367	582
Dany Heatley, San Jose	506	273	285	558

## BEST IN CLASS

Joe Thornton was selected first overall in the 1997 NHL Entry Draft by the Boston Bruins. Since entering the League in 1997-98, Thornton has produced the second-most points in the League. Also of note, after only producing 48 points over 136 games in his first two NHL seasons, he now averages over a point a game for his career.

PLAYER	GP	G	A	PTS
Jaromir Jagr (retired)	769	380	586	966
Joe Thornton, San Jose	915	285	646	931
Jarome Iginla, Calgary	942	420	450	870
Daniel Alfredsson, Ottawa	844	325	535	860
Joe Sakic (retired)	723	318	503	821





City (NHL road city); Cincinnati Bengals (professional team); Aldo's and Original Joe's (San Jose restaurants); Thailand (vacation spot); sjsharks.com (web site); steak (food); "NHL2K" series (video game); Christmas (holiday); "Shake it off" (saying); Risk and Monopoly (board games); Cincinnati Bengals wide receiver Chad Ocho Cinco (professional athlete)...has one cat (Lenny)...hobbies include playing golf and looking after his new daughter Ayla...first job: paper boy...memorable NHL moment: defeating Detroit in overtime of Game 3 of the 2010 WCSF (assisted on winning goal)...hockey idol is Hockey Hall of Famer Pat LaFontaine...hates people who litter...involved with Right To Play, a group dedicated to improve the lives of children in some of the most disadvantaged areas of the world by using sports and play for development, health and peace...would've wanted to meet Erik the Red (founded the first Nordic settlement in Greenland — "He was a powerful person")...non-sports idol is his father Wayne ("He's the man")...most famous person in his cell phone directory: teammate Jason Demers...golf handicap is a minus-6 and likes to play at Cypress Point...started skating at four and playing hockey at five...wears CCM skates, size 10.5...oldest piece of equipment is his 13-year-old shoulder pads...older cousin, Scott, played for the Sharks from 2000-06...has two figurines (Boston and San Jose) in the McFarlane Sports Picks NHL hockey series.

## CAREER STATISTICS

Season	Club	League	GP	G	A	PTS	PIM	GP	G	A	PTS	PIM
1995-96	Sault Ste. Marie	OHL	66	30	46	76	51	4	1	1	2	11
1996-97	Sault Ste. Marie	OHL	59	41	81	122	123	11	11	8	19	24
1997-98	Boston	NHL	55	3	4	7	19	6	0	0	0	9
1998-99	Boston	NHL	81	16	25	41	69	11	3	6	9	4
1999-00	Boston	NHL	81	23	37	60	82	-	-	-	-	-
2000-01	Boston	NHL	72	37	34	71	107	-	-	-	-	-
2001-02	Boston	NHL	66	22	46	68	127	6	2	4	6	10
2002-03	Boston	NHL	77	36	65	101	109	5	1	2	3	4
2003-04	Boston	NHL	77	23	50	73	98	7	0	0	0	14
2004-05	Davos	Switz.	40	10	44	54	80	14	4	20	24	29
2005-06	San Jose	NHL	58	20	72	92	55	11	2	7	9	12
	Boston	NHL	33	9	24	33	6	-	-	-	-	-
2006-07	San Jose	NHL	82	22	92	114	44	11	1	10	11	10
2007-08	San Jose	NHL	82	29	67	96	59	13	2	8	10	2
2008-09	San Jose	NHL	82	25	61	86	56	6	1	4	5	5
2009-10	San Jose	NHL	79	20	69	89	54	15	3	9	12	18
	Canada	Olympics	7	1	1	2	0	-	-	-	-	-
	<b>Sharks Totals</b>		<b>383</b>	<b>116</b>	<b>361</b>	<b>477</b>	<b>268</b>	<b>56</b>	<b>9</b>	<b>38</b>	<b>47</b>	<b>47</b>
	<b>NHL Totals</b>		<b>915</b>	<b>285</b>	<b>646</b>	<b>931</b>	<b>885</b>	<b>91</b>	<b>15</b>	<b>50</b>	<b>65</b>	<b>88</b>

Selected in the first round (1st overall) by Boston in the 1997 NHL Entry Draft. Acquired by San Jose from Boston in exchange for Wayne Primeau, Brad Stuart and Marco Sturm on Nov. 30, 2005.





# 44 MARC-EDOUARD VLASIC

DEFENSE

**SHOOTS:** Left **HEIGHT/WEIGHT:** 6-foot-1, 200 pounds  
**BORN:** 3/30/87 in Montreal, Quebec  
**HOMETOWN:** Quebec, Quebec

Selected by San Jose in the 2005 NHL Entry Draft (2nd round, 35th overall).



**2009-10:** Tied for the team lead in plus/minus (plus-21)...Second in average ice time per game (22:05)...A plus-9 in his last nine games with three assists...Missed game on March 31 (lower body)...Recorded his first point since returning from injury on March 23 at Minnesota...Missed 17 games due to injury (lower body), Jan. 30-March 19)...Scored his first power play goal of the season vs. Anaheim on Jan. 21...Had played in 253 consecutive games from Jan. 15, 2007 vs. Colorado through Jan. 28, 2010 vs. Chicago — the second longest streak in Sharks history...Picked up his first career fighting major on Nov. 20 against Daniel Briere of Philadelphia...Scored first goal of the season on Oct. 8 vs. Columbus...**Playoffs:** Assisted on Couture's goal that sent WCSF Game 3 to overtime on May 4.

**Career 2008-09:** Set career highs in points, goals, assists and shots (104)...Fourth amongst team defensemen in points, second in time on ice per game (23:54 — career high)...Led team in blocked shots (122)...Set a career high with three points (assists) vs. Columbus on Dec. 4...Registered a career-high plus-4 on Oct. 14 vs. Columbus...**Playoffs:** Had an assist in WCQF Game 3 at Anaheim on April 21...

**World Championships:** Won a silver medal for Team Canada...**2007-08:** Third on San Jose in blocked shots (85) and in average ice time (21:36)...Snapped a 69-game goal-less streak with his first on Feb. 2 vs. Chicago...Posted two assists in one AHL (Worcester) game Jan. 26 at Springfield...**Playoffs:** Had primary assist on Pavelski's game-winner in WCQF Game 2 vs. Calgary on April 10...**2006-07:** Named to the NHL All-Rookie Team with Matt Carle — just the second pair of defensive teammates in NHL history to be named to the squad in the same season (Detroit's Niklas Lidstrom and Vladimir Konstantinov, 1991-92)...PlayStation "Sharks Rookie of the Year"...Youngest defenseman to play in the NHL...Led League rookies in shorthanded time on ice per game (3:18) and in ice time per game (22:11), averaging 1:39 per game more than any other rookie that played in 10-plus games...Second among all NHL rookies in blocked shots (134)...T-2nd among rookie defensemen in points and assists...Second on team in average ice time (22:11)...Became the youngest defenseman to make the Sharks out of camp since Brad Stuart in 1999...**Playoffs:** Earned first point (assist) in his first game (WCQF Game 1 at Nashville on

## NHL CAREER HIGHLIGHTS

**First NHL game** — Oct. 5, 2006 vs. St. Louis  
**First NHL goal** — Nov. 22, 2006 vs. Los Angeles (Dan Cloutier)  
**First NHL assist** — Oct. 23, 2006 at Columbus  
**Most points, game** — 3, Dec. 4, 2008 vs. Columbus  
**Most goals, game** — 1, 14 times, most recent, Jan. 21, 2010 vs. Anaheim  
**Most assists, game** — 3, Dec. 4, 2008 vs. Columbus  
**Most consecutive games, point** — 3, 5 times, most recent, Jan. 21, 2010 vs. Anaheim through Jan. 28, 2010 vs. Chicago  
**Most consecutive games, goal** — 1, 14 times, most recent, Jan. 21, 2010 vs. Anaheim  
**Most consecutive games, assist** — 3, 4 times, most recent, Nov. 7, 2010 vs. Pittsburgh through Nov. 10, 2010 vs. Nashville  
**Most consecutive games played** — 253, Jan. 15, 2007 vs. Colorado through Jan. 28, 2010 vs. Chicago  
**Best plus/minus** — +4, Oct. 14, 2008 vs. Columbus  
**300th NHL Game** — March 21, 2010 at Edmonton  
**NHL All-Rookie Team** — 2006-07  
**PlayStation "Sharks Rookie of the Year"** — 2006-07  
**World Championships** — Canada (2009)

April 11)...**2005-06:** Alternate captain was second on Quebec (QMJHL) in scoring among defensemen, eighth overall and fourth in the league among blueliners...Third on the squad with a plus-41...Among the final 34 players in camp for Team Canada for the 2006 IIHF World Jr. Tourney...**Playoffs:** Led QMJHL in points among defensemen and fifth overall...Second in QMJHL and was first among defensemen in assists...His three game-winning goals were T-2nd in the league...Finished T-3rd in scoring among defensemen at the Memorial Cup with three assists in four games...Assisted on two goals in the Memorial Cup Championship, including the game-winning goal...Led all players at the Memorial Cup with a plus-7...**2004-05:** T-18th among league defensemen in points...13th among league defensemen in assists...Second among league defensemen and fifth overall in the league in plus/minus (plus-39)...**2003-04:** Tied for 18th among league defensemen in plus/minus (plus-6)...Fifth among team defensemen in points.

**Personal:** "Pickles" lists these favorites: Linkin Park and Jay-Z (musicians); "Dodgeball" (movie); "24" (television show — claims to have seen each episode twice); Kevin





## CAREER VS. NHL

	GP	G	A	PTS	PIM
ANA	27	1	4	5	22
ATL	3	0	0	0	2
BOS	3	0	1	1	0
BUF	3	0	2	2	2
CGY	15	0	2	2	2
CAR	3	2	0	2	0
CHI	16	2	5	7	0
COL	16	0	5	5	20
CBJ	14	2	6	8	2
DAL	26	0	4	4	8
DET	14	0	5	5	4
EDM	16	0	5	5	2
FLA	2	0	1	1	0
LA	28	2	12	14	4
MIN	15	0	5	5	8
MTL	2	0	0	0	0
NSH	14	1	3	4	10
NJ	3	0	1	1	0
NYI	4	0	0	0	0
NYR	4	0	0	0	0
OTT	3	0	1	1	0
PHI	6	0	6	6	5
PHO	27	2	4	6	16
PIT	5	0	1	1	0
SJ	-	-	-	-	-
STL	15	0	0	0	6
TB	4	0	2	2	2
TOR	2	1	0	1	0
VAN	15	0	2	2	2
WAS	4	1	1	2	0
TOTALS	309	14	78	92	117

James (actor); Reece Witherspoon (actress); Detroit Red Wings (NHL team while growing up); Chicago (NHL road city); tennis star Roger Federer (professional athlete — “He’s the greatest athlete. He works hard and he’s down to earth”); Forbes Mill (San Jose area restaurant); Mexico (vacation spot — wants to go to Fiji); google.com (web site — “You can get anything there”); steak (food); “Guitar Hero” (video game — he’s always the guitar); Christmas (holiday); Trouble (board game)... likes to walk his two dogs (Kelly, a golden mix and Macy, a corgi mix) and go to the movies...first and only job: hockey referee...memorable NHL moments: first game and first goal...hockey idol is Pavel Bure...follows the same routine on game day...hates slow drivers in the fast lane...hidden talent: became a better “Guitar Hero” player over the summer...would like to have met Michael Jackson (“I want to know what he did for music and race relations”)...speaks French and English... most famous person in cell phone directory: Hockey



Hall of Famer Patrick Roy...golf handicap is minus-22...likes to play wherever and whenever there’s a tee time...started skating at four and playing hockey at five...non-sports idol is his father Edouard (considered him a big-time hockey player when he was a child)... wears Bauer skates, size 11.5...older brother (Thomas) plays defense for McGill University in Montreal.

## CAREER STATISTICS

Season	Club	League	GP	G	A	PTS	PIM	GP	G	A	PTS	PIM
2003-04	Quebec	QMJHL	41	1	9	10	4	5	0	1	1	0
2004-05	Quebec	QMJHL	70	5	25	30	33	13	2	7	9	2
2005-06	Quebec	QMJHL	66	16	57	73	57	23	5	24	29	10
2006-07	San Jose	NHL	81	3	23	26	18	11	0	1	1	2
2007-08	San Jose	NHL	82	2	12	14	24	13	0	1	1	0
	Worcester	AHL	1	0	2	2	0	-	-	-	-	-
2008-09	San Jose	NHL	82	6	30	36	42	6	0	1	1	0
	Canada	World Ch.	5	0	0	0	2	-	-	-	-	-
2009-10	San Jose	NHL	64	3	13	16	33	15	0	3	3	4
	Sharks/NHL Totals		309	14	78	92	117	45	0	6	6	6

Selected by San Jose in the 2005 NHL Entry Draft (2nd round, 35th overall).





7

DEFENSE

# NICLAS WALLIN

**SHOOTS:** Left    **HEIGHT/WEIGHT:** 6-foot-3, 220 pounds  
**BORN:** 2/20/75 in Boden, Sweden  
**HOMETOWN:** Boden, Sweden

Acquired by San Jose along with a 5th round selection in the 2010 NHL Entry Draft from Carolina in exchange for a 2nd round selection in 2010 NHL Entry Draft (53rd overall, from Buffalo) on Feb. 7, 2010.



**2009-10:** 16th among NHL defensemen in hits (175)... Scored his first point as a Shark with an assist on Thornton's goal on Feb. 11 at Detroit...Skated 17:10 and was a plus-1 in his first game as a Shark on Feb. 8 vs. Toronto...Acquired by San Jose along with a fifth round pick in the 2010 NHL Entry Draft from Carolina in exchange for a second round pick in 2010 (Buffalo) on Feb. 7...Skated in his 500th NHL game vs. Philadelphia on Dec. 26...Ranked eighth all-time on the Hurricanes/Whalers games played list (second among defensemen) at the time of his trade with 517...With Carolina, he was fourth in games played and sixth in PIM (391)...**Playoffs:** Missed nine games due to injury.

**Career 2008-09:** Matched his career highs in assists and points...Third among team defensemen in hits (131) and shorthanded time on ice per game (2:10) despite missing 17 games due to injury...Left the game at Pittsburgh on Jan. 20 with a lower-body injury...Scored his first goal of the season, the first regular season overtime goal of his career, at Toronto on Nov. 4...Had back-to-back two assist games on Oct. 19 at Anaheim and Oct. 17 at Los Angeles...**2007-08:** Second amongst team defensemen in hits (134) and third in blocked shots (91)...Played for Sweden's national team for the IIHF World Championships in Canada following the season...Registered a career-high 16 PIM (three minors, a game misconduct) vs. Atlanta on March 28...Played in his 400th NHL game and earned an assist at Florida on March 20...**2006-07:** Matched his career high for points in a season...Ranked second among team defensemen in hits (143) and fourth in blocked shots (84)...Played his 300th NHL game at Buffalo on Dec. 28...**2005-06:** Established a career high in goals...**Playoffs:** Completed his third NHL playoff season and third with Carolina, playing all 25 postseason contests to capture his first Stanley Cup...T-3rd among Hurricanes defensemen in playoff scoring...Beat Martin Brodeur at 3:09 of overtime in Game 2 vs. New Jersey on May 8 for his third career playoff goal — all of which have come in overtime...Earned the primary assist on Rod Brind'Amour's game-winning goal in Game 4 at Montreal on April 28...**2004-05:** Played for Lulea HF of the Swedish Elite League...Third among Lulea defensemen in scoring and second in PIM...**2003-04:** Third among team defensemen in points and assists...Assisted on Ron Francis' final goal as a Hurricane at Minnesota on Feb. 29...Played in his 200th NHL game vs. Toronto on Feb. 19...Notched the first multi-goal game of his career

## NHL CAREER HIGHLIGHTS

**First NHL game** — Oct. 7, 2000 vs. Washington (with Carolina)  
**First NHL goal** — Dec. 26, 2000 at Tampa Bay (w/Carolina -- Kevin Weekes)  
**First NHL assist** — Jan. 9, 2001 vs. Florida (with Carolina)  
**Most points, game** — 2, 6 times, most recent, Oct. 19, 2008 at Anaheim (with Carolina)  
**Most goals, game** — 2, Oct. 25, 2003 at Philadelphia (with Carolina)  
**Most assists, game** — 2, 3 times, most recent, Oct. 19, 2008 at Anaheim (with Carolina)  
**Most consecutive games, point** — 3, Jan. 20, 2003 vs. St. Louis through Jan. 24, 2003 vs. Florida (with Carolina)  
**Most consecutive games, goal** — 1, March 14, 2009 at Washington (with Carolina)  
**Most consecutive games, assist** — 6 times, most recent, Oct. 17, 2008 at Los Angeles through Oct. 19, 2008 at Anaheim (with Carolina)  
**Most consecutive games played** — 60, Jan. 18, 2008 vs. Edmonton through Dec. 2, 2008 vs. Philadelphia (with Carolina)  
**Best plus/minus** — +4, Nov. 24, 2006 at Boston (with Carolina)  
**World Championships** — Sweden (2008)  
**World Junior Championships** — Sweden (1998)  
**Stanley Cup Champion** — Carolina (2006)

with a pair of tallies at Philadelphia on Oct. 25...**2002-03:** Set career highs in games and PIM...Scored his first goal of the season on a power play in his 100th NHL game vs. the New York Islanders on Oct. 30...**2001-02:** Scored lone goal of the season at Detroit on Nov. 13...**Playoffs:** Played in all 23 playoff games...T-1st in playoff overtime goals with two...Scored the game-winning goal at 13:42 of OT in ECF Game 2 vs. Toronto on May 19...Scored the game-winning goal, his first career playoff goal, at 3:14 of OT in ECSF Game 4 at Montreal on May 9...Earned his first NHL playoff point with an assist on the game-winning goal by Francis in ECSF Game 1 vs. Montreal on May 3...**2000-01:** Scored his first NHL goal at 10:23 of the second period at Tampa Bay on Dec. 26...Made his NHL debut against Washington on Oct. 7, registering two PIM, but suffered a broken bone in his wrist...Missed six games due to the injury (Oct. 10-24)...**Playoffs:** Played in three games of the ECQF vs. New Jersey...**1996-2000:** Recorded 29 points (12 goals and 17 assists) and 196 PIM in 185 games for Brynas IF Gavle.





## CAREER VS. NHL

	OVERALL					WITH SAN JOSE				
	GP	G	A	PTS	PIM	GP	G	A	PTS	PIM
ANA	10	0	2	2	11	1	0	0	0	0
ATL	33	1	6	7	30	-	-	-	-	-
BOS	23	0	3	3	14	-	-	-	-	-
BUF	27	1	2	3	12	1	0	0	0	0
CGY	8	0	0	0	4	2	0	0	0	2
CAR	-	-	-	-	-	-	-	-	-	-
CHI	7	0	1	1	4	-	-	-	-	-
COL	12	0	2	2	10	2	0	0	0	0
CBJ	12	0	2	2	10	2	0	0	0	0
DAL	10	0	0	0	4	3	0	0	0	0
DET	8	1	2	3	8	1	0	1	1	0
EDM	9	0	0	0	4	1	0	0	0	0
FLA	40	3	7	10	23	1	0	0	0	2
LA	8	0	2	2	4	-	-	-	-	-
MIN	9	0	1	1	8	2	0	0	0	0
MTL	26	0	0	0	37	1	0	0	0	0
NSH	7	0	1	1	2	1	0	1	1	0
NJ	25	0	3	3	16	1	0	0	0	0
NYI	30	2	2	4	18	-	-	-	-	-
NYR	23	1	1	2	14	-	-	-	-	-
OTT	25	0	0	0	20	-	-	-	-	-
PHI	29	4	1	5	20	-	-	-	-	-
PHO	5	0	1	1	4	-	-	-	-	-
PIT	26	0	4	4	28	-	-	-	-	-
SJ	6	0	0	0	15	-	-	-	-	-
STL	7	0	2	2	4	-	-	-	-	-
TB	41	1	2	3	37	-	-	-	-	-
TOR	27	1	2	3	8	1	0	0	0	0
VAN	7	0	0	0	21	3	0	0	0	19
WAS	40	3	4	7	30	-	-	-	-	-
TTL	540	18	53	71	414	23	0	2	2	23



Aldo's (San Jose restaurant); Carribean, Aruba and St. Martin (vacation spots); Swedish version of USA Today: aftonbladet.se (web site); steak (food); "Donkey Kong" and "Super Mario Brothers" (old school video games); Christmas (holiday); "Day by Day" (saying); Monopoly (board game — but not against Douglas Murray); sprinter Usain Bolt (professional athlete — "I like his style")...owns a guinea pig named Pancake...considers himself an outdoor guy and likes to build things (built a sauna this summer for his in-laws in Sweden)...first job was in the glass industry...memorable NHL moment: winning 2006 Stanley Cup with Carolina...hockey idol is Hockey Hall of Famer Borje Salming ("He's the No. 1 guy. He stood tall and was the one who opened the door for Europeans in the NHL")...hidden talent: tries to be a Mr. Fix It...would've wanted to meet some of the old kings of Sweden...speaks Swedish and English...non-sports idols are his parents...most famous person in his cell phone directory: his wife...played soccer at first, so didn't start skating or playing hockey until he was 13...wears Bauer Total One skates, size 10.5...oldest piece of protective hockey equipment is his shoulder pads (four years old).

**Personal:** "Gorilla" (a nickname that got started in Carolina) lists these favorites: heavy metal and Metallica (music/musicians); "Avatar" (movie); "The Sopranos" (television show); Jason Statham (actor); Sandra Bullock (actress); Detroit Red Wings (NHL team while growing up — "Because of their Swedish players"); Montreal (NHL road city); teams in the Swedish Elite League including Brynas IF and Lulea HF (professional teams);

## CAREER STATISTICS

Season	Club	League	GP	G	A	PTS	PIM	GP	G	A	PTS	PIM
1996-97	Brynas IF Gavle	SEL	47	1	1	2	16	-	-	-	-	-
1997-98	Brynas IF Gavle	SEL	46	2	4	6	95	-	-	-	-	-
	Sweden	World Jr.	7	3	1	4	2	-	-	-	-	-
1998-99	Brynas IF Gavle	SEL	46	2	4	6	52	14	0	0	0	8
1999-00	Brynas IF Gavle	SEL	48	7	9	16	73	-	-	-	-	-
2000-01	Cincinnati	IHL	8	1	2	3	4	3	0	0	0	2
2000-01	Carolina	NHL	37	2	3	5	21	3	0	0	0	2
2001-02	Carolina	NHL	52	1	2	3	36	23	2	1	3	12
2002-03	Carolina	NHL	77	2	8	10	71	-	-	-	-	-
2003-04	Carolina	NHL	57	3	7	10	51	-	-	-	-	-
2004-05	Lulea HF	SEL	39	6	7	13	89	3	0	1	1	6
2005-06	Carolina	NHL	50	4	4	8	42	25	1	4	5	14
2006-07	Carolina	NHL	67	2	8	10	48	-	-	-	-	-
2007-08	Carolina	NHL	66	2	6	8	54	-	-	-	-	-
	Sweden	World Ch.	7	2	2	4	33	-	-	-	-	-
2008-09	Carolina	NHL	64	2	8	10	42	18	0	0	0	4
2009-10	Carolina	NHL	47	0	5	5	26	-	-	-	-	-
	San Jose	NHL	23	0	2	2	23	6	0	0	0	2
	Sharks Totals		23	0	2	2	23	6	0	0	0	2
	NHL Totals		540	18	53	71	414	75	3	5	8	34

Selected by Carolina in the 2000 NHL Entry Draft (4th round, 97th overall). Acquired by San Jose along with a 5th round selection in the 2010 NHL Entry Draft from Carolina in exchange for a 2nd round selection in 2010 NHL Entry Draft (53rd overall, from Buffalo) on Feb. 7, 2010.





## JUSTIN BRAUN DEFENSE

Shoots: Right 6-foot-2, 205 pounds

Born: 2/10/87 in St. Paul, Minnesota

Hometown: Vadnais Heights, Minnesota

Selected by San Jose in the 2007 NHL Entry Draft (7th round, 201st overall).

**2009-10: AHL:** Registered three assists in his first professional game on April 7 at Hartford... Signed an entry-level contract with the Sharks on March 24... **Playoffs:** Posted three assists...

**NCAA:** Earned the following distinctions: USCHO First Team All-American, Reebok All-America

Second Team, 2010 Hockey East Old Time Hockey Defensive Defenseman (given to the top defenseman in the conference), First Team All-League Defenseman and named to the New England Hockey Writer's All-Star Team... Named Hockey East Player of the Week and Inside College Hockey NCAA Player of the Week from March 1-7... Named one of the team captains... Finished third on the team in points and second in assists... Finished second in defenseman scoring in Hockey East and sixth in the nation... Appeared in a UMass record 150 games and set career highs in goals, assists and points in his senior season... **Career 2008-09:** Finished fifth on the team in points, assists and shots... Finished third on the team in PIM and T-6th in goals... **2007-08:** T-8th among Hockey East defensemen and second amongst team defensemen in points... Fifth on team in assists and second among team defensemen in goals... **2006-07:** Tied for second among all Hockey East freshmen defensemen in points... T-15th among all HE defensemen and tied for 11th among all HE freshmen in points... Named to the Hockey East All-Rookie Team... **2005-06:** Third among team defensemen in points... T-4th on team in PIM... **2004-05:** Posted 10 shots in 10 games.

### CAREER STATISTICS

Season	Club	League	GP	G	A	PTS	PIM	GP	G	A	PTS	PIM
2004-05	Green Bay	USHL	10	0	0	0	2	-	-	-	-	-
2005-06	Green Bay	USHL	59	2	11	13	69	3	0	0	0	2
2006-07	U-Mass Amherst	HE	39	4	10	14	20	-	-	-	-	-
2007-08	U-Mass Amherst	HE	36	4	16	20	20	-	-	-	-	-
2008-09	U-Mass Amherst	HE	39	7	16	23	50	-	-	-	-	-
2009-10	U-Mass Amherst	HE	36	8	23	31	30	-	-	-	-	-
	Worcester	AHL	3	0	3	3	0	11	0	3	3	4

Selected by San Jose in the 2007 NHL Entry Draft (7th round, 201st overall).



## DAN DASILVA RIGHT WING

Shoots: Right 6-foot-1, 195 pounds

Born: 4/30/85 in Saskatoon, Saskatchewan

Hometown: Saskatoon, Saskatchewan

Signed by Worcester (AHL) as a free agent on Oct. 15, 2008.

**2009-10:** Member of the "Crazed Rats" Line (along with John McCarthy and Andrew Desjardins) which won team's Unsung Heroes Award... Set professional career highs in goals, assists and points in his first full season with the Sharks... Recorded a hat trick on Feb. 14 at

Manchester... A plus-23 and third on the team with 196 shots... **Playoffs:** Led the team in scoring... **Career 2008-09:** Fourth on Worcester (AHL) in plus-minus (plus-9)... Seventh on Phoenix (ECHL) in points in just 36 games... **Playoffs:** Tied for second on Worcester in points... Posted a five-game point streak from April 22-May 6... **2007-08:** Had 23 points in 54 games for Lake Erie (AHL)... **2006-07:** Split season between Albany (AHL) and Arizona (ECHL)... **2005-06:** Split season between Lowell (AHL) and San Diego (ECHL)... **2004-05:** Set WHL career highs in assists, points and PIM.

### CAREER STATISTICS

Season	Club	League	GP	G	A	PTS	PIM	GP	G	A	PTS	PIM
2002-03	Portland	WHL	64	9	13	22	81	7	0	4	4	16
2003-04	Portland	WHL	65	36	20	56	120	5	0	1	1	6
2004-05	Portland	WHL	71	31	42	73	127	5	1	1	2	6
2005-06	Lowell	AHL	25	3	2	5	27	-	-	-	-	-
	San Diego	ECHL	4	5	3	8	2	-	-	-	-	-
2006-07	Albany	AHL	43	11	8	19	33	-	-	-	-	-
	Arizona	ECHL	14	9	13	22	10	-	-	-	-	-
2007-08	Lake Erie	AHL	54	9	14	23	50	-	-	-	-	-
2008-09	Phoenix	ECHL	36	9	12	21	40	-	-	-	-	-
	Worcester	AHL	26	6	7	13	27	12	3	7	10	6
2009-10	Worcester	AHL	72	21	32	53	65	11	2	6	8	8

Signed as a free agent by Colorado on Oct. 11, 2005. Signed by Worcester (AHL) on Oct. 15, 2008. Re-signed by Worcester on July 20, 2009.





## ANDREW DESJARDINS CENTER

Shoots: Right 6-foot-1, 200 pounds

Born: 7/27/86 in Lively, Ontario

Hometown: Lively, Ontario

Signed by San Jose as a free agent on June 26, 2010.

**2009-10:** Member of the "Crazed Rats" Line (along with Dan DaSilva and John McCarthy), which won the team's Unsung Heroes Award...Set career highs in goals, assists and points...Second on team in both plus-minus (plus-29) and PIM...**Playoffs:** Second on the team in PIM...

**Career 2008-09:** A plus-4 in 74 games for Worcester (AHL)...Established a career high with three assists on Jan. 2 vs. Norfolk...Scored first AHL goal on Nov. 7 at Hartford...Appeared in five games for Phoenix (ECHL)...**Playoffs:** Fifth on Worcester in points and tied for the team lead in goals and plus/minus (plus-7)...Scored the first playoff shorthanded goal in team history vs. Providence on May 13...**2007-08:** Had a 20-goal season...**2006-07:** Points set a junior career high...**2005-06:** Five points in four playoff games for Sault Ste. Marie (OHL)...**2004-05:** Recorded a junior career-high 17 goals for Sault Ste. Marie.

### CAREER STATISTICS

### PLAYOFFS

Season	Club	League	GP	G	A	PTS	PIM	GP	G	A	PTS	PIM
2003-04	Sault Ste. Marie	OHL	55	3	6	9	41	-	-	-	-	-
2004-05	Sault Ste. Marie	OHL	68	17	17	34	49	7	0	0	0	2
2005-06	Sault Ste. Marie	OHL	66	12	16	28	78	4	2	3	5	10
2006-07	Sault Ste. Marie	OHL	65	16	26	42	96	13	2	5	7	18
2007-08	Laredo	CHL	64	22	37	59	112	11	2	4	6	21
2008-09	Worcester	AHL	74	8	14	22	99	12	4	2	6	13
	Phoenix	ECHL	5	2	0	2	6	-	-	-	-	-
2009-10	Worcester	AHL	80	19	27	46	126	11	2	2	4	32

Signed by San Jose as a free agent on June 26, 2010.



## TAYLOR DOHERTY DEFENSE

Shoots: Right 6-foot-7, 235 pounds

Born: 3/2/91 in Cambridge, Ontario

Hometown: Cambridge, Ontario

Selected by San Jose in the 2009 NHL Entry Draft (2nd round, 57th overall).

**2009-10:** Invited to the 2011 IIHF World Junior Championship Development Camp as a member of Team Canada...Served as alternate captain...Led all Kingston defenseman during the regular season and set career highs in points, goals and assists...Finished third amongst OHL defenseman in goals and 15th in points during the regular season...Suspended five games for a cross-check vs. Ottawa on March 7...Finished second on the team in PIM...**Playoffs:** Despite missing the first two games of the first round (suspension), finished T-1st on the team in assists and T-2nd in points...**Career 2008-09:** 13th in the league and led team in PIM...Fourth amongst team defensemen in points...Participated in CHL Top Prospects Game...**2007-08:** Third on the team and fourth amongst league rookies in PIM...Member of Team Canada and won a gold medal at the 2008 Ivan Hlinka Memorial Tournament...Also on the Team Ontario squad that won a gold medal at the 2008 Under-17 World Hockey Challenge.

### CAREER STATISTICS

### PLAYOFFS

Season	Club	League	GP	G	A	PTS	PIM	GP	G	A	PTS	PIM
2007-08	Kingston	OHL	64	6	14	20	118	-	-	-	-	-
2008-09	Kingston	OHL	68	2	18	20	140	-	-	-	-	-
	Canada	World U-18	6	0	0	0	8	-	-	-	-	-
2009-10	Kingston	OHL	63	16	28	44	114	5	1	4	5	0

Selected by San Jose in the 2009 NHL Entry Draft (2nd round, 57th overall).





## BENN FERRIERO (FAIR-EE-ON) CENTER

Shoots: Right 5-foot-11, 195 pounds

Born: 4/29/87 in Boston, Massachusetts

Hometown: Essex, Massachusetts

Signed by San Jose as a free agent on Sept. 1, 2009.

**2009-10: NHL:** Recorded his first NHL assist on Oct. 19 at NY Rangers...Scored first NHL goal at Anaheim on Oct. 3. The players who got assists, Jason Demers and Frazer McLaren, also registered their first NHL points on that play. This was only the second time in the last 29 seasons that three players got their first NHL point on the same goal. The last time it happened was on Oct. 4, 2007, when the Coyotes' Daniel Winnik scored against St. Louis with assists from Martin Hanzal and Craig Weller...Made NHL debut on Oct. 1 at Colorado...**AHL:** T-6th amongst AHL rookies in points and was named AHL co-Player of the Month for December...**Playoffs:** Tied for the team lead in goals...**Career 2008-09:** Third on Boston College in points, PIM and second in shots (123)...Recipient of the Pike's Peak Hockey Club Scholarship...**2007-08:** Earned All-Tournament Team honors at the Hockey East Tournament after he notched six points (four goals) and three game-winners...**2006-07:** Earned the program's William J. Flynn Coaches Award...Captured Hockey East All-Tournament accolades...Finished the season with a plus-19...Named Hockey East Player of the Week on Jan. 13...**2005-06:** Earned Hockey East All-Rookie Team honors...Shared the program's Bernie Burke Outstanding Freshman Award with Brett Motherwell...Twice earned Hockey East Rookie of the Week honors — Dec. 12 and Jan. 9...**International:** Member of the U.S. National Under-18 Team that captured the gold medal at the 2005 IIHF World Under-18 Championship...Played on the U.S. Under-18 Select Team that finished fourth at the Under-18 Junior World Cup and on the U.S. Under-17 Select Team that won the championship at the 2003 Under-17 Five Nations Cup...**Other:** Younger brother, Cody, drafted by San Jose in the fifth round (127th overall) of the 2010 NHL Entry Draft.

### CAREER STATISTICS

Season	Club	League	GP	G	A	PTS	PIM	GP	G	A	PTS	PIM
2005-06	Boston College	HE	42	16	9	25	36	-	-	-	-	-
	United States	U-18	6	1	3	4	4	-	-	-	-	-
2006-07	Boston College	HE	42	23	23	46	43	-	-	-	-	-
2007-08	Boston College	HE	44	17	25	42	71	-	-	-	-	-
2008-09	Boston College	HE	37	8	18	26	44	-	-	-	-	-
2009-10	San Jose	NHL	24	2	3	5	4	-	-	-	-	-
	Worcester	AHL	58	19	31	50	20	11	4	2	6	4
	Sharks/NHL Totals		24	2	3	5	4	-	-	-	-	-

Selected by Phoenix in the 2006 NHL Entry Draft (7th round, 196th overall). Signed by San Jose as a free agent on Sept. 1, 2009.



## THOMAS HEEMSKERK GOALTENDER

Catches: Left 6-foot, 185 pounds

Born: 4/11/90 in Chilliwack, British Columbia

Signed by San Jose as a free agent on Sept. 29, 2009.


**2009-10:** Traded to Moose Jaw in exchange for defenseman Chad Suter on Sept. 17, 2010...Finished the regular season third in the WHL in goals-against average and first in save percentage (.927)...Tied for 12th in the league in wins...14-4-2 with 1.75 goals-against average and .945 save percentage after Jan. 1...Played for San Jose in their Rookie Tournament...**Career 2008-09:** Split the season between Kootenay and Everett...Posted two shutouts with Everett...**2007-08:** Third amongst rookie goaltenders in wins in only 27 games.

### CAREER STATISTICS

Season	Club	League	GP	W	L	T	MINS	GA	SO	GAA	GP	W	L	MINS	GA	SO	AVG
2007-08	Kootenay	WHL	27	15	4	3	1379	61	1	2.65	-	-	-	-	-	-	-
2008-09	Kootenay	WHL	18	7	6	4	978	47	0	2.88	-	-	-	-	-	-	-
	Everett	WHL	27	9	15	2	1481	82	2	3.32	5	1	4	306	22	0	4.31
2009-10	Everett	WHL	42	24	12	4	2415	94	4	2.34	2	1	1	146	9	0	3.70

Signed by San Jose as a free agent on Sept. 29, 2009.



**KEVIN HENDERSON** LEFT WING

Shoots: Left 6-foot-3, 210 pounds

Born: 12/3/86 in Toronto, Ontario

Hometown: Toronto, Ontario

Signed by San Jose as a free agent on April 22, 2009.

**2009-10:** Scored first professional goal in 6-5 shootout win at Lowell on March 21...Had 76 shots on net...**Playoffs:** One assist in 11 games...**Career 2008-09:** T-5th in the CIS and led New Brunswick in points...Won the team's "Most Improved Player" Award...Voted as an Atlantic Conference First Team All-Star...Received Honorable Mention as a CIS All-Canadian...Won the National Championship...**2007-08:** First season with New Brunswick...**2006-07:** T-1st on Kitchener in goals and seventh in points...Fourth on the team in playoff points...**2005-06:** Played in 63 games with Kitchener.

**CAREER STATISTICS****PLAYOFFS**

Season	Club	League	GP	G	A	PTS	PIM	GP	G	A	PTS	PIM
2002-03	Thornhill	OPJHL	5	2	1	3	4	-	-	-	-	-
2003-04	Thornhill	OPJHL	47	11	23	34	44	-	-	-	-	-
2004-05	Kitchener	OHL	47	5	8	13	46	15	0	3	3	8
	Thornhill	OPJHL	11	5	9	14	33	-	-	-	-	-
2005-06	Kitchener	OHL	63	6	11	17	66	2	1	0	1	0
2006-07	Kitchener	OHL	56	33	15	48	69	9	4	6	10	13
2007-08	U. of New Brunswick	CIS	27	5	10	15	22	-	-	-	-	-
2008-09	U. of New Brunswick	CIS	28	19	31	50	28	-	-	-	-	-
2009-10	Worcester	AHL	64	2	13	15	45	11	0	1	1	4

Signed by San Jose as a free agent on April 22, 2009.

**CARTER HUTTON** GOALTENDER

Catches: Left 6-foot-1, 195 pounds

Born: 12/19/85 in Thunder Bay, Ontario

Hometown: Thunder Bay, Ontario

Signed by San Jose as a free agent on June 1, 2010.

**2009-10:** Posted a .921 save percentage for Adirondack (AHL)...Honored by the Hockey East Association as a Second Team All-Star and the Bauer Goaltender Champion...Also named a Division I All-Star by the New England Hockey Writers...Finished fourth among all NCAA goaltenders in goals-against average (led Hockey East) and his save percentage was third in the nation among goaltenders who played at least 33 percent of their team's minutes...**Career 2008-09:** Had a .916 save percentage in 19 games (18 starts)...Went 7-2-1 over his last 10 starts...Allowed two goals or less in 13 of 18 starts...Ranked ninth in the nation and second in Hockey East in goals-against average...Fifth in Hockey East in save percentage...Went 2-0 with a 2.12 goals-against average and a .912 save percentage in the Hockey East playoffs...**2007-08:** Named to the Hockey East All-Academic Team...**2006-07:** Named Hockey East Defensive Player of the Week (Oct. 16), Rookie of the Week (Nov. 5) and was a two-time member of the league's weekly honor roll.

**CAREER STATISTICS****PLAYOFFS**

Season	Club	League	GP	W	L	T	MINS	GA	SO	GAA	GP	W	L	MINS	GA	SO	AVG
2006-07	UMass-Lowell	HE	19	3	10	5	1097	52	1	2.84	-	-	-	-	-	-	-
2007-08	UMass-Lowell	HE	20	7	11	2	1187	49	2	2.48	-	-	-	-	-	-	-
2008-09	UMass-Lowell	HE	19	9	8	1	1106	38	3	2.06	-	-	-	-	-	-	-
2009-10	UMass-Lowell	HE	27	13	12	2	1614	55	4	2.04	-	-	-	-	-	-	-
	Adirondack	AHL	4	1	2	1	244	11	0	2.71	-	-	-	-	-	-	-

Signed by San Jose as a free agent on June 1, 2010.





## MATT IRWIN DEFENSE

**Shoots:** Left 6-foot-2, 205 pounds  
**Born:** 11/29/87 in Brentwood Bay, British Columbia  
**Hometown:** Victoria, British Columbia  
**Signed by San Jose as a free agent on March 23, 2010.**

**2009-10: AHL:** Appeared in three regular season contests and one playoff game for Worcester...

**NCAA:** Second amongst team defenseman in points... **Career 2008-09:** Finished the season

with a goal in all three of the Hockey East Quarterfinal games... Scored his first collegiate goal against Boston University on Nov. 14... Eight PIM was the fewest for any UMass defenseman... **2007-08:** Led Nanaimo (BCHL) to their fourth consecutive Chevrolet Cup... Named to the BCHL All-Star Game and was honored as the Top Defenseman for the Coastal Conference for the second year in a row, the Top Defenseman for the team and the Top Community Minded Player... **2006-07:** Named to the BCHL All-Star Team and was awarded the Best Two-Way Player for Nanaimo... **2005-06:** Named the team's Most Improved Player.

### CAREER STATISTICS

Season	Club	League	GP	G	A	PTS	PIM	GP	G	A	PTS	PIM
2004-05	Nanaimo	BCHL	3	0	0	0	2	-	-	-	-	-
2005-06	Nanaimo	BCHL	56	3	6	9	41	-	-	-	-	-
2006-07	Nanaimo	BCHL	60	22	27	49	67	-	-	-	-	-
2007-08	Nanaimo	BCHL	59	16	37	53	40	-	-	-	-	-
2008-09	UMass-Amherst	HE	31	7	11	18	8	-	-	-	-	-
2009-10	UMass-Amherst	HE	36	7	17	24	16	-	-	-	-	-
	Worcester	AHL	3	0	0	0	2	1	0	0	0	0

**Signed by San Jose as a free agent on March 23, 2010.**



## DEREK JOSLIN DEFENSE

**Shoots:** Left 6-foot-1, 210 pounds  
**Born:** 3/17/87 in Richmond Hill, Ontario  
**Hometown:** Richmond Hill, Ontario  
**Selected by San Jose in the 2005 NHL Entry Draft (5th round, 149th overall).**

**2009-10:** Had a three-game point streak (assists) from Nov. 15-20... Recorded first career point with an assist on Nov. 15 at Chicago... **AHL:** T-2nd amongst AHL defenseman and tied for the overall team lead in playoff goals... **Career 2008-09:** Made his NHL debut with San Jose on Jan. 3 vs. the Islanders and had

two penalty minutes in 12:33... **AHL:** Third amongst team defensemen in points... Set the franchise record for goals by a defenseman (T-7th)... Appeared in the AHL All-Star Game for the Canadian Team and did not record a point... Won the Hardest Shot Contest (98.6 mph) and finished second to teammate Ryan Vesce in the Puck Control Relay at the AHL Skills Competition... **Playoffs:** Recorded two assists and eighth PIM in 12 games... **2007-08:** Third among rookie defensemen in points and tied for second in goals... Tied for fifth among AHL defensemen in power play goals (eight)... Fourth on team in game-winning goals (three)... Third on team, first among defensemen, in power play points (21)... One of only two players for Worcester to play all 80 games... Recorded first professional goal with a power play, game-winner at Manchester on Nov. 23... Registered first professional points (two assists) on Nov. 7 at Bridgeport... **2006-07:** Third on team in assists, fifth in points and T-16th among OHL defensemen scoring leaders... Named to the OHL Eastern Conference All-Star Team, registering an assist and a plus-5... **Playoffs:** Led Ottawa defenseman and was third overall in scoring... **2005-06:** Led Ottawa in scoring among defensemen, sixth overall... 14th in the OHL in scoring among defensemen... Selected as a member of Team OHL, which competed against Team Russia... **Playoffs:** Finished T-14th in the league in points among defensemen... **Playoffs:** Posted six points (a goal and five assists) in six games... **2004-05:** Second among team defensemen, 18th among league rookies and 21st among all league defensemen in scoring... Led Ottawa and T-14th in the league with a plus-26... **2003-04:** One of 16 rookies with the 67s... Spent most of the year with the Aurora Tigers (OHA).

### CAREER STATISTICS

Season	Club	League	GP	G	A	PTS	PIM	GP	G	A	PTS	PIM
2003-04	Ottawa	OHL	7	0	0	0	4	-	-	-	-	-
2004-05	Ottawa	OHL	68	6	24	30	44	21	0	3	3	24
2005-06	Ottawa	OHL	68	11	37	48	40	6	1	5	6	10
	Cleveland	AHL	2	0	0	0	0	-	-	-	-	-
2006-07	Ottawa	OHL	68	11	38	49	66	5	1	4	5	4
	Worcester	AHL	3	0	0	0	0	4	0	0	0	2
2007-08	Worcester	AHL	80	10	24	34	44	-	-	-	-	-
2008-09	San Jose	NHL	12	0	0	0	6	-	-	-	-	-
	Worcester	AHL	63	11	19	30	40	12	0	2	2	8
2009-10	San Jose	NHL	24	0	3	3	12	-	-	-	-	-
	Worcester	AHL	55	5	27	32	20	11	4	1	5	4
	Sharks/NHL Totals		36	0	3	3	18	-	-	-	-	-

**Selected by San Jose in the 2005 NHL Entry Draft (5th round, 149th overall).**





## JAY LEACH

### DEFENSE

Shoots: Left 6-foot-4, 220 pounds

Born: 9/2/79 in Syracuse, New York

Hometown: Boston, Massachusetts

Claimed by San Jose off waivers from Montreal on Dec. 1, 2009.

**2009-10:** Completed his ninth season as a pro, having played for 15 teams in three leagues: NHL (Boston, Tampa Bay, New Jersey, Montreal and San Jose), AHL (Springfield, Providence, Bridgeport, Norfolk, Portland and Lowell) and ECHL (Mississippi, Augusta, Long Beach, Trenton)...Established career highs at the NHL level in games played, points, assists, goals, PIM and plus/minus (plus-3)...Scored his first NHL goal on March 11 vs. Nashville...Registered his first point as a Shark (assist) on Jan. 18 vs. Calgary...Earned his first fighting major as a Shark on Jan. 2 vs. Edmonton...Made Sharks debut on Dec. 11 vs. Dallas...**Career 2008-09:** Had four sweater numbers with New Jersey (2, 28, 25 and 36)...Recalled from Lowell four times...Played in season-high 17 straight NHL games from Dec. 4-Jan. 6...Posted first NHL point (assist) on Nov. 23 at Tampa Bay...**2007-08:** Played with three teams: Norfolk, Tampa Bay and Portland...**Playoffs:** Helped Portland reach the Eastern Conference Finals...**2006-07:** Spent the entire season in Providence and led team in PIM...**2005-06:** Finished third among Providence defensemen in scoring...Made NHL debut Nov. 5 vs. Pittsburgh...**2004-05:** Played in AHL with Providence and in ECHL with Trenton...**2003-04:** Played in 60 games between four teams in two leagues...**2002-03:** Finished third among Augusta (ECHL) defensemen in points...Also made AHL debut with Springfield...**2001-02:** Made pro debut...**Other:** Had 52 points in four years at Providence College (Hockey East)...father (Chris) played at St. Lawrence University...uncle (Mark) is an amateur scout with Detroit...wife is Kathryn Tappen, studio host for Boston Bruins telecasts on NESN.

### CAREER STATISTICS

### PLAYOFFS

Season	Club	League	GP	G	A	PTS	PIM	GP	G	A	PTS	PIM
1997-98	Providence College	HE	32	0	8	8	29	-	-	-	-	-
1998-99	Providence College	HE	33	1	8	9	42	-	-	-	-	-
1999-00	Providence College	HE	37	1	9	10	101	-	-	-	-	-
2000-01	Providence College	HE	40	4	21	25	104	-	-	-	-	-
2001-02	Mississippi	ECHL	70	3	13	16	116	10	1	1	2	8
2002-03	Augusta	ECHL	65	8	11	19	162	-	-	-	-	-
	Springfield	AHL	9	0	0	0	0	-	-	-	-	-
2003-04	Long Beach	ECHL	3	0	1	1	4	-	-	-	-	-
	Providence	AHL	3	0	0	0	4	-	-	-	-	-
	Trenton	ECHL	31	2	11	13	45	-	-	-	-	-
	Bridgeport	AHL	23	0	1	1	33	7	0	1	1	10
2004-05	Trenton	ECHL	11	0	2	2	17	-	-	-	-	-
	Providence	AHL	62	4	5	9	92	17	0	0	0	28
2005-06	Providence	AHL	71	5	11	16	100	6	0	1	1	15
	Boston	NHL	2	0	0	0	7	-	-	-	-	-
2006-07	Providence	AHL	73	2	5	7	128	13	0	4	4	13
2007-08	Norfolk	AHL	55	3	8	11	54	-	-	-	-	-
	Tampa Bay	NHL	2	0	0	0	0	-	-	-	-	-
	Portland	AHL	20	3	6	9	30	18	1	0	1	7
2008-09	Lowell	AHL	24	2	4	6	29	-	-	-	-	-
	New Jersey	NHL	24	0	1	1	21	-	-	-	-	-
2009-10	Lowell	AHL	12	0	3	3	10	-	-	-	-	-
	Montreal	NHL	7	0	0	0	5	-	-	-	-	-
	San Jose	NHL	28	1	1	2	20	-	-	-	-	-
	<b>Sharks Totals</b>		<b>28</b>	<b>1</b>	<b>1</b>	<b>2</b>	<b>20</b>	-	-	-	-	-
	<b>NHL Totals</b>		<b>63</b>	<b>1</b>	<b>2</b>	<b>3</b>	<b>53</b>	-	-	-	-	-

Selected by Phoenix in the 1998 NHL Entry Draft (5th round, 115th overall). Signed by Boston as a free agent on Sept. 26, 2003. Signed by Tampa Bay as a free agent on July 3, 2007. Signed by New Jersey as a free agent on July 17, 2008. Claimed by Montreal off waivers from New Jersey on Nov. 2, 2009. **Claimed by San Jose off waivers from Montreal on Dec. 1, 2009.**





## JOE LOPRIENO (Low-PRE-no) DEFENSE

Shoots: Right 6-foot-3, 225 pounds

Born: 10/8/86 in Bloomingdale, Illinois

Hometown: Bloomingdale, Illinois

Signed by San Jose as a free agent on March 30, 2009.

**2009-10:** Played his first professional season...Recorded first professional point on Jan. 23 at Syracuse...Had four fighting majors...**Career 2008-09:** One of Merrimack's captains and second in PIM...**2007-08:** Led Merrimack in PIM...Received Merrimack's Warrior Award,

given to the player who shows perseverance, toughness and dedication...Named an alternate captain during the season...**2006-07:** Second on Merrimack in PIM...**2005-06:** Captain of his USHL team in Chicago.

### CAREER STATISTICS

Season	Club	League	GP	G	A	PTS	PIM	GP	G	A	PTS	PIM
2004-05	Chicago	USHL	50	0	3	3	78	1	0	0	0	6
2005-06	Chicago	USHL	45	3	10	13	73	-	-	-	-	-
2006-07	Merrimack	HE	32	1	3	4	66	-	-	-	-	-
2007-08	Merrimack	HE	34	2	3	5	74	-	-	-	-	-
2008-09	Merrimack	HE	22	2	2	4	50	-	-	-	-	-
2009-10	Worcester	AHL	46	0	4	4	52	-	-	-	-	-

Signed by San Jose as a free agent on March 30, 2009.

### PLAYOFFS

Season	Club	League	GP	G	A	PTS	PIM	GP	G	A	PTS	PIM
2004-05	Chicago	USHL	50	0	3	3	78	1	0	0	0	6
2005-06	Chicago	USHL	45	3	10	13	73	-	-	-	-	-
2006-07	Merrimack	HE	32	1	3	4	66	-	-	-	-	-
2007-08	Merrimack	HE	34	2	3	5	74	-	-	-	-	-
2008-09	Merrimack	HE	22	2	2	4	50	-	-	-	-	-
2009-10	Worcester	AHL	46	0	4	4	52	-	-	-	-	-



## TONY LUCIA LEFT WING

Shoots: Left 6-foot, 190 pounds

Born: 8/23/87 in Wayzata, Minnesota

Hometown: Plymouth, Minnesota

Selected by San Jose in the 2005 NHL Entry Draft (6th round, 193rd overall).

**2009-10:** Signed an entry-level contract with the Sharks on March 22 and joined Worcester...Was Minnesota team captain...T-1st on the team in points, T-2nd in assists and in goals...T-25th in the WCHA in conference points (21)...T-10th in the NCAA in short-handed goals (two)...Led the team in shots (104)...

**Career 2008-09:** Amongst team leaders: T-7th in points, T-3rd in power play goals (four), T-5th in goals and T-10th in assists...**2007-08:** Eighth on the team in points and T-5th in goals...T-2nd on team in game-winning goals (two) and fifth in PIM...**2006-07:** T-14th among all WCHA freshmen in points...Posted two game-winning goals...T-2nd on the team in shorthanded points (two, a goal and an assist)...Posted a plus-7...**2005-06:** Fifth on Omaha (USHL) in goals, third in assists and fourth in points...Represented Team USA in the Viking Cup...**Playoffs:** Posted a plus-2 rating...**2004-05:** Made the jump to juniors after posting 63 points (27 goals, 36 assists) in just 24 games at the high school level...Joined Omaha late in the season.

### CAREER STATISTICS

Season	Club	League	GP	G	A	PTS	PIM	GP	G	A	PTS	PIM
2004-05	Omaha	USHL	11	1	0	1	0	-	-	-	-	-
	Wayzata	USHS	24	27	36	63	N/A	-	-	-	-	-
2005-06	Omaha	USHL	56	12	23	35	25	5	0	0	0	2
	United States	Viking Cup	6	1	3	4	6	-	-	-	-	-
2006-07	U. of Minnesota	WCHA	43	7	12	19	28	-	-	-	-	-
2007-08	U. of Minnesota	WCHA	44	7	11	18	41	-	-	-	-	-
2008-09	U. of Minnesota	WCHA	34	9	8	17	43	-	-	-	-	-
2009-10	U. of Minnesota	WCHA	39	11	17	28	22	-	-	-	-	-
	Worcester	AHL	4	1	0	1	0	1	0	0	0	0

Selected by San Jose in the 2005 NHL Entry Draft (6th round, 193rd overall).



**CAM MACINTYRE** RIGHT WING

Shoots: Right 6-foot-1, 225 pounds

Born: 10/3/85 in Sooke, British Columbia


Hometown: Sooke, British Columbia

Signed by San Jose as a free agent on April 5, 2010.

**2009-10:** Served as a tri-captain but only appeared in 10 games due to injury...**Career 2008-****09:** One of 11 Princeton players named to the ECAC All-Academic Team...Attended rookie camp with the Pittsburgh Penguins in the offseason...**2007-08:** Ranked third on the team in pointsand second in goals...Had three power play tallies and a game-winner...One of 13 team members named to the ECAC All-Academic Team...**2006-07:** Ranked second amongst team freshmen in points...One of 13 team members named to the ECAC's All-Academic Team...**Juniors:** Played for Cowichan and Salmon Arm and combined for 75 points between the teams...A first team all-star and captained the BCHL Coast Conference All-Star Team...Captain of Cowichan before being traded and also captained the team in the previous season...Won the team's Coaches Award and was the team's Scholastic Player of the Year.**CAREER STATISTICS****PLAYOFFS**

Season	Club	League	GP	G	A	PTS	PIM	GP	G	A	PTS	PIM
2003-04	Cowichan Valley	BCHL	59	15	23	38	254	5	0	1	1	2
2004-05	Cowichan Valley	BCHL	53	14	16	30	142	-	-	-	-	-
2005-06	Salmon Arm	BCHL	60	41	34	75	107	-	-	-	-	-
2006-07	Princeton University	ECAC	32	9	4	13	34	-	-	-	-	-
2007-08	Princeton University	ECAC	31	13	18	31	35	-	-	-	-	-
2008-09	Princeton University	ECAC	14	1	5	6	24	-	-	-	-	-
2009-10	Princeton University	ECAC	10	6	4	10	8	-	-	-	-	-

Signed by San Jose as a free agent on April 5, 2010.

**JAMES MARCOU** (MAR-COO) RIGHT WING

Shoots: Right 5-foot-8, 165 pounds

Born: 2/19/88 in Kings Park, New York

Hometown: Kings Park, New York

Signed by San Jose as a free agent on March 23, 2010.

**2009-10:** Signed with San Jose following the season...Named to the New England Hockey Writers All-Star Team and the Hockey East All-Star Second Team...Led team in points for thethird straight season and set a school single-season record in assists...96 career assists is a new UMass record...Finished the season T-4th nationally in points per game and first in assists per game...In Hockey East, ranked second in points and assists and first in power play points (26, four goals and 22 assists)...A nominee for the Walter Brown Award for the third consecutive year...An assistant captain...**Career 2008-09:** Became UMass' sixth All-American in program history, earning AHCA Second Team Honors...Named to the New England Hockey Writers All-Star Team...Named to the Hockey East All-Star First Team...Named to the Hockey East All-Academic Team...Semifinalist for the 57th Annual Walter Brown Award...Nominee for the Hobey Baker Award...Named UMass Hockey's Co-MVP with teammate Justin Braun...Finished the regular season T-1st in Hockey East points — the first UMass player to lead the league in points...A two-time Hockey East Player of the Week selection (Nov. 3, Feb. 23)...**2007-08:** Led the team in scoring...Named to the Hockey East All-Academic Team...Named the UMass Hockey Rookie of the Year...Named to the Hockey East All-Rookie Team...**2006-07:** Led team to Anderson Cup Championship and to the Clark Cup Final Four...Named the Front Office Player of the Year and to the USHL All-Star Team...**International:** Member of the silver medalist USA U-17 National Team (2004) and the USA U-18 Team (2005)...Member of the USA NTDP Team (gold in 2005) and the USA Viking Cup Team (bronze in 2006).**CAREER STATISTICS****PLAYOFFS**

Season	Club	League	GP	G	A	PTS	PIM	GP	G	A	PTS	PIM
2004-05	U.S. National U-18	NAHL	6	0	2	2	0	-	-	-	-	-
2005-06	Waterloo	USHL	51	18	14	32	26	-	-	-	-	-
2006-07	Waterloo	USHL	58	24	47	71	60	9	6	6	12	4
2007-08	UMass-Amherst	HE	36	8	24	32	20	-	-	-	-	-
2008-09	UMass-Amherst	HE	39	15	32	47	34	-	-	-	-	-
2009-10	UMass-Amherst	HE	36	11	40	51	36	-	-	-	-	-
	Worcester	AHL	4	1	2	3	0	1	0	0	0	0

Signed by San Jose as a free agent on March 23, 2010.





## BRANDON MASHINTER (MASH-IN-TER) CENTER

Shoots: Left 6-foot-4, 235 pounds

Born: 9/20/88 in Bradford, Ontario

Hometown: Bradford, Ontario

Signed by San Jose as a free agent on March 3, 2009.

**2009-10:** First player in Worcester Sharks history to record double digits in goals (22) and fighting majors (13)...Amongst AHL rookies, was T-3rd in goals and ninth in PIM (third on Sharks)...One of two rookies in team history to record 20 goals...**Playoffs:** T-3rd on the team

in points...Had a three assist game at Manchester on May 1...**Career 2008-09:** Split the season between Kitchener and Belleville (both OHL)...T-9th in the OHL in power play goals (15) and T-19th in goals...Scored a hat trick Jan. 9 vs. Kingston...Had a 10-game point streak from Jan. 3-30 (13, seven goals and six assists)...**Playoffs:** T-2nd on Belleville and 15th in the league in goals...Scored goals in four consecutive games from March 25-April 3...**2007-08:** Fourth on team in PIM...Appeared in all 20 playoff games...**2006-07:** Registered 15 points in 55 games for Sarnia...**2005-06:** Seventh on the team as a rookie in PIM...**2004-05:** Made a brief appearance in the OHL with eight games for Sarnia.

### CAREER STATISTICS

Season	Club	League	GP	G	A	PTS	PIM	PLAYOFFS				
								GP	G	A	PTS	PIM
2003-04	Thornhill	OPJHL	1	0	0	0	0	-	-	-	-	-
2004-05	Sarnia	OHL	8	0	0	0	9	-	-	-	-	-
	Thornhill	OPJHL	49	3	6	9	19	-	-	-	-	-
2005-06	Sarnia	OHL	65	6	1	7	65	-	-	-	-	-
2006-07	Sarnia	OHL	55	7	8	15	49	4	0	2	2	0
2007-08	Kitchener	OHL	62	10	10	20	84	20	2	2	4	16
2008-09	Kitchener	OHL	21	14	12	26	24	-	-	-	-	-
	Belleville	OHL	31	20	12	32	32	17	8	3	11	13
2009-10	Worcester	AHL	79	22	15	37	117	11	1	5	6	6

Signed by San Jose as a free agent on March 3, 2009.



## JOHN MCCARTHY LEFT WING

Shoots: Left 6-foot-1, 200 pounds

Born: 8/9/86 in Boston, Massachusetts

Hometown: Andover, Massachusetts

Selected by San Jose in the 2006 NHL Entry Draft (7th round, 202nd overall).

**2009-10:** Made his NHL debut on Jan. 9 vs. Detroit and played 11:06...Recalled from Worcester on Jan. 8...AHL: Member of the team's "Crazed Rats" Line (with Dan DaSilva and Andrew Desjardins) which won the team's Unsung Heroes Award...Named to *The Hockey News* East All-Rookie Team...

Led team and was fifth in the AHL with a plus-36...Posted a seven-game point streak with Worcester from Dec. 18-Jan. 2 (four goals and four assists)...**Playoffs:** Had two goals and 10 PIM in 11 playoff games...**Career 2008-09:** Co-captain of the National Champions...Set career highs in goals, assists and points...Recipient of 2009 John B. Simpson Award, given to a BU senior on the basis of enthusiastic senior leadership...Received BU's "Unsung Hero" Award for the second time...**2007-08:** Five of his seven points were within the conference...**2006-07:** Appeared in all 39 games...Scored one power play goal, the first of his collegiate career...**2005-06:** Scored four points in his freshman year at Boston University...**2004-05:** Tied for team lead in games played.

### CAREER STATISTICS

Season	Club	League	GP	G	A	PTS	PIM	PLAYOFFS				
								GP	G	A	PTS	PIM
2004-05	Des Moines	USHL	60	8	10	18	32	-	-	-	-	-
2005-06	Boston University	HE	32	2	2	4	12	-	-	-	-	-
2006-07	Boston University	HE	39	2	3	5	18	-	-	-	-	-
2007-08	Boston University	HE	38	4	3	7	24	-	-	-	-	-
2008-09	Boston University	HE	45	6	23	29	24	-	-	-	-	-
2009-10	Worcester	AHL	74	15	27	42	39	11	2	3	5	10
	San Jose	NHL	4	0	0	0	0	-	-	-	-	-
	Sharks/NHL Totals		4	0	0	0	0	-	-	-	-	-

Selected by San Jose in the 2006 NHL Entry Draft (7th round, 202nd overall).





## FRAZER MCLAREN LEFT WING

Shoots: Left 6-foot-5, 250 pounds

Born: 10/29/87 in Winnipeg, Manitoba

Hometown: Winnipeg, Manitoba

Selected by San Jose in the 2007 NHL Entry Draft (7th round, 203rd overall).

**2009-10:** T-8th on team in PIM...Ended the season with a three-game assist streak...Earned first career game misconduct on Dec. 3 vs. St. Louis...Scored first NHL goal (Roberto Luongo) on Nov. 29 at Vancouver...Recalled from Worcester on Nov. 17 and recorded an assist that night at Nashville...Earned first career fighting major (Derek Dorsett) in his home debut vs. Columbus on Oct. 8...Made his NHL debut and earned an assist on Oct. 3 at Anaheim...**AHL:** Led Worcester in PIM...**Playoffs:** Led Worcester in PIM...**Career 2008-09:** His 21 fighting majors were a Worcester franchise record and fourth amongst AHL rookies...Led Worcester in PIM and was fourth amongst league rookies...Scored first professional goal on Oct. 11 at Lowell...**Playoffs:** Led the team and AHL in PIM and had two fighting majors...T-6th on the team in points and was a plus-3...**2007-08:** 12th in WHL with 164 PIM for Portland and Moose Jaw...Tied career high in goals and set career highs in points and assists...Began the season as Portland's captain and was acquired by Moose Jaw in November...Recorded first professional point (assist) on April 11 at Portland...Made professional debut on April 2 at Springfield...**2006-07:** Second on the team in goals and fourth in points...Led team and finished seventh in the WHL in PIM...Second on the team in power play goals (12)...**2005-06:** Finished season with 21 fighting majors and finished eighth in the WHL in PIM...**2004-05:** Sixth on the team in PIM...Posted two power play goals...**2003-04:** Selected to play for Team Western, a combined team of the best 16-year-olds from Manitoba and Saskatchewan, in the World "Under 17" Hockey Challenge...Posted four fighting majors with Portland...**Other:** Sister (Jocelyn) sails for the Manitoba Provincial Team and played ultimate frisbee for Canada's national team.

### CAREER STATISTICS

### PLAYOFFS

Season	Club	League	GP	G	A	PTS	PIM	GP	G	A	PTS	PIM
2003-04	Portland	WHL	50	0	3	3	44	1	0	0	0	0
	West	World/17	5	0	1	1	12	-	-	-	-	-
2004-05	Portland	WHL	71	6	5	11	124	7	0	0	0	10
2005-06	Portland	WHL	70	12	6	18	194	12	0	2	2	27
2006-07	Portland	WHL	61	19	12	31	186	-	-	-	-	-
2007-08	Portland	WHL	18	4	3	7	45	-	-	-	-	-
	Moose Jaw	WHL	48	15	18	33	119	6	1	1	2	8
	Worcester	AHL	4	0	1	1	17	-	-	-	-	-
2008-09	Worcester	AHL	75	7	1	8	181	12	1	4	5	50
2009-10	San Jose	NHL	23	1	5	6	54	-	-	-	-	-
	Worcester	AHL	52	4	11	15	148	11	0	0	0	37
Sharks/NHL Totals			23	1	5	6	54	-	-	-	-	-

Selected by San Jose in the 2007 NHL Entry Draft (7th round, 203rd overall).





## MIKE MOORE DEFENSE

Shoots: Right 6-foot-1, 200 pounds

Born: 12/12/84 in Calgary, Alberta

Hometown: Calgary, Alberta

Signed by San Jose as a free agent on April 8, 2008.

**2009-10:** Worcester's (AHL) "Man of the Year" for the second consecutive season...Had six fighting majors...Third amongst Worcester defensemen in assists and was a plus-16...

**Playoffs:** Picked up 14 PIM in 11 playoff games...**Career 2008-09:** Second on Worcester with a plus-14 and third in PIM...Voted Sharks Rookie of the Year...Had with 10 fighting majors...Nominated as Sharks "Man of the Year" for his contributions to the Worcester community...Recalled to San Jose on Jan. 27 and dressed in warmups at Colorado. Did not appear in the game and was reassigned to Worcester on Jan. 29...Scored his first professional goal on Nov. 19 vs. Norfolk...Posted first professional assist on Nov. 7 at Hartford...**Playoffs:** Tied for team lead with a plus-7...**2007-08:** Made his professional debut on April 11 at Portland, picking up 11 PIM...The team captain of Princeton's first ECAC Championship team in 10 years...Named the 2008 ECAC Hockey Defensive Defenseman of the Year and led Princeton defensemen in goals, assists and points...**2006-07:** Led team defensemen in scoring...An honorable mention All-Ivy selection...Led Princeton with a plus-9...One of 13 Tigers named to the ECAC All-Academic Team...**2005-06:** Named to the ECAC All-Academic team...**2004-05:** Led team freshmen in scoring...Received Hobey Baker Trophy as the team's top freshman...Majoried in mechanical and aerospace engineering.

### CAREER STATISTICS

Season	Club	League	GP	G	A	PTS	PIM	GP	G	A	PTS	PIM
2003-04	South Surrey	BCHL	52	6	21	27	148	10	0	2	2	6
2004-05	Princeton University	NCAA	25	3	7	10	22	-	-	-	-	-
2005-06	Princeton University	NCAA	30	0	4	4	42	-	-	-	-	-
2006-07	Princeton University	NCAA	32	4	10	14	50	-	-	-	-	-
2007-08	Princeton University	NCAA	34	7	17	24	40	-	-	-	-	-
	Worcester	AHL	3	0	0	0	16	-	-	-	-	-
2008-09	Worcester	AHL	76	5	13	18	132	12	0	1	1	17
2009-10	Worcester	AHL	64	3	19	22	82	11	0	0	0	14

Signed by San Jose as a free agent on April 8, 2008.



## NICK PETRECKI DEFENSE

Shoots: Left 6-foot-3, 230 pounds

Born: 7/11/89 in Schenectady, New York

Hometown: Clifton Park, New York

Selected by San Jose in the 2007 NHL Entry Draft (1st round, 28th overall).

**2009-10:** Had eight fighting majors in rookie season...Fourth on the team in PIM...Scored first professional goal in 5-4 win at Syracuse on Jan. 23...**Career 2008-09:** Fifth on Boston College (Hockey East) with a plus-3 and T-14th in assists...Led team in PIM...Signed to an NHL contract with San Jose on March 30...**2007-08:** Won National Championship with Boston College...Invited to the 2008 USA Hockey National Junior Championship Development Camp...Led team in PIM...**2006-07:** Led team defensemen in points...T-4th among USHL defensemen and led team defensemen in goals...Led team, fourth in the league and second among league defensemen, in PIM...T-3rd among league defense in game-winning goals (two)...Named USHL Player of the Week twice during the season: Jan. 2 and March 19...Second Team All-USHL...Represented West Division at the USHL All-Star Game...**2005-06:** Despite playing in just 53 games, finished second on the team in PIM.

### CAREER STATISTICS

Season	Club	League	GP	G	A	PTS	PIM	GP	G	A	PTS	PIM
2005-06	Omaha	USHL	53	0	3	3	110	5	0	0	0	0
2006-07	Omaha	USHL	54	11	14	25	177	5	0	0	0	10
2007-08	Boston College	HE	42	5	7	12	102	-	-	-	-	-
2008-09	Boston College	HE	35	0	7	7	161	-	-	-	-	-
2009-10	Worcester	AHL	65	2	12	14	106	-	-	-	-	-

Selected by San Jose in the 2007 NHL Entry Draft (1st round, 28th overall).



**COREY QUIRK** LEFT WING

Shoots: Left 5-foot-8, 180 pounds

Born: 7/3/86 in Brockton, Massachusetts

Hometown: Brockton, Massachusetts

Signed by Worcester (AHL) as a free agent on July 29, 2009.

**2009-10:** A plus-8 in his rookie year...**Career** **2008-09:** Signed an Amateur Tryout Contract (ATO) with Albany (AHL) following the season...Had a two-goal game on April 5 at Bridgeport...Named to the Hockey East All-Academic Team for the second time...Served as UMass-Amherst co-captain...Nominee for the Hobey Baker Award for the second consecutive season...Given the UMass Hockey Coaches Award for having exemplified dedication in the classroom as well as on-and-off the ice...**2007-08:** Served as alternate captain...Finished the season second in team scoring...**2006-07:** Tied for the team lead in goals...Second on the team in assists and points...**2005-06:** Shared the team's Rookie of the Year Award...Named to Hockey East All-Academic Team...**2004-05:** Earned Waterloo's (USHL) Rookie of the Year and Community Service Awards.**CAREER STATISTICS****PLAYOFFS**

Season	Club	League	GP	G	A	PTS	PIM	GP	G	A	PTS	PIM
2004-05	Waterloo	USHL	59	14	26	40	28	5	0	0	0	0
2005-06	UMass-Amherst	HE	36	8	5	13	16	-	-	-	-	-
2006-07	UMass-Amherst	HE	39	13	18	31	22	-	-	-	-	-
2007-08	UMass-Amherst	HE	36	11	18	29	14	-	-	-	-	-
2008-09	UMass-Amherst	HE	39	11	19	30	24	-	-	-	-	-
	Albany	AHL	11	5	2	7	4	-	-	-	-	-
2009-10	Worcester	AHL	59	8	13	21	14	11	2	1	3	2

Signed an Amateur Tryout (ATO) with Albany (AHL) on March 21, 2009. Signed as a free agent by Worcester (AHL) on July 29, 2009.

**HARRI SATERI** GOALTENDER

Catches: Left 6-foot-1, 210 pounds

Born: 12/29/89 in Toijala, Finland

Hometown: Tampere, Finland

Selected by San Jose in the 2008 NHL Entry Draft (4th round, 106th overall).

**2009-10:** Helped team advance to the second round, eliminating Jokerit in the first round of the SM-Liiga playoffs...10th in the playoffs in goals-against average and T-1st in games played...Finished the regular season tied for 13th in the league in save percentage (.915)...**Career** **2008-09:** Led Tampere in savepercentage (.921) and goals-against average...T-1st on Tampere in shutouts...U-20 World Jr. Tourney: Made starts in preliminary round against Sweden and Russia...**2007-08:** Represented Finland at the Under-20 World Junior Championships...Attended Finland's 2008 National Junior Championship Development Camp...**2006-07:** Played as a 16-year-old.**CAREER STATISTICS****PLAYOFFS**

Season	Club	League	GP	W	L	T	MINS	GA	SO	GAA	GP	W	L	MINS	GA	SO	AVG
2006-07	Tampere	FNL	23	-	-	-	1346	-	2	2.63	-	-	-	-	-	-	-
2007-08	Tampere	FNL	34	-	-	-	2048	-	1	2.99	-	-	-	-	-	-	-
	Finland	World U-20	3	0	3	0	151	10	0	3.98	-	-	-	-	-	-	-
2008-09	Tampere	FNL	22	6	12	3	1253	48	2	2.30	-	-	-	-	-	-	-
	Finland	World U-20	2	0	2	0	118	7	0	3.54	-	-	-	-	-	-	-
2009-10	Tampere	FNL	49	21	22	4	2836	129	1	2.73	9	4	5	572	27	0	2.83

Selected by San Jose in the 2008 NHL Entry Draft (4th round, 106th overall).





## NICK SCHAUS DEFENSE

Shoots: Right 5-foot-11, 200 pounds

Born: 7/3/86 in Orchard Park, New York

Hometown: Buffalo, New York

Signed by San Jose as a free agent on March 22, 2010.

**2009-10:** Tallied career highs in points and assists...Ninth among Hockey East defensemen in scoring...Recorded fewest PIM of his career...Netted a career-high three power play goals...

**2008-09:** Established career

Named Hockey East Co-Player of the Week on Nov. 9...Career

highs in goals and power play points (13)...Eighth among Hockey East defensemen in scoring...A three-time member of the Hockey East Weekly Top Performers list...**2007-08:** Played in all 37 games and was a plus-3...**2006-07:** One of five U-Mass Lowell players to play in all 36 games...T-11th in freshman points in Hockey East...T-15th in Hockey East and second on team in points by a defenseman...Sixth on team in points and T-1st in assists...T-3rd on team with five power play points (a goal and four assists)...**2005-06:** One of the assistant captains...Defenseman of the Year...Member of USHL First Team and had a plus-23 rating...Two-time USHL all-star.

### CAREER STATISTICS

### PLAYOFFS

Season	Club	League	GP	G	A	PTS	PIM	GP	G	A	PTS	PIM
2002-03	River City	USHL	60	4	9	13	60	11	0	0	0	10
2003-04	River City	USHL	57	1	12	13	144	3	0	0	0	6
2004-05	Omaha	USHL	58	1	21	22	141	5	0	0	0	8
2005-06	Omaha	USHL	60	9	44	53	80	5	0	2	2	6
2006-07	UMass-Lowell	HE	36	1	13	14	56	-	-	-	-	-
2007-08	UMass-Lowell	HE	37	0	6	6	83	-	-	-	-	-
2008-09	UMass-Lowell	HE	38	5	17	22	65	-	-	-	-	-
2009-10	UMass-Lowell	HE	37	4	19	23	16	-	-	-	-	-
	Worcester	AHL	4	0	3	3	2	11	0	3	3	14

Signed by San Jose as a free agent on March 22, 2010.



## TYSON SEXSMITH GOALTENDER

Catches: Left 5-foot-11, 210 pounds

Born: 3/19/89 in Priddis, Alberta

Hometown: West Vancouver, British Columbia

Selected by San Jose in the 2007 NHL Entry Draft (3rd round, 91st overall).

**2009-10:** Missed final 18 games due to injury...Recorded first professional shutout vs. Lowell on Feb. 5...Won both starts with Kalamazoo (ECHL)...**Career** **2008-09:** Finished fourth in the

WHL and seventh in the CHL in goals-against average...Third in the WHL and fifth in the CHL in wins...Second for the fewest losses among goaltenders who had played at least 30 games...Didn't lose a game in regulation until his 12th game...Broke the WHL and CHL record for career shutouts (26)...Named the ADT CHL Goaltender of the Week for the week ending Nov. 9...

**Playoffs:** Finished second in WHL in save percentage (.927)...Third among WHL goaltenders in goals-against average and wins and tied for third in shutouts...**2007-08:** Attended Team Canada's National Junior Championship Development Camp...Led WHL in goals-against average, minutes played and shutouts...Second in WHL in wins...

**Playoffs:** Finished third in the WHL in goals-against average...**2006-07:** Led WHL in goals-against average, second in shutouts, fifth in wins and sixth in save percentage (.915)...Took part in Hockey Canada's Program of Excellence Camp...Played in CHL Top Prospects Game...Twice earned ADT CHL Goaltender of the Week...**Playoffs:** Led all WHL netminders in goals-against average and shutouts...At the Memorial Cup, allowed only seven goals against in five games and posted a save percentage of .936...

**2005-06:** Served as backup as team won WHL Championship and reached Memorial Cup...A member of Team Pacific at the 2006 World Under-17 Challenge...**2004-05:** Made WHL debut with three games (two with Vancouver).

### CAREER STATISTICS

### PLAYOFFS

Season	Club	League	GP	W	L	T	MIN	GA	SO	GAA	GP	W	L	MIN	GA	SO	AVG
2004-05	Vancouver	WHL	2	1	0	0	80	4	0	3.00	-	-	-	-	-	-	-
	Medicine Hat	WHL	1	0	0	0	5	0	0	0.00	-	-	-	-	-	-	-
2005-06	Vancouver	WHL	11	6	3	1	547	21	1	2.30	-	-	-	-	-	-	-
	Pacific	WHL/17	3	2	1	0	160	9	0	3.38	-	-	-	-	-	-	-
2006-07	Vancouver	WHL	51	31	12	8	3047	91	10	1.79	22	14	7	1339	40	4	1.79
2007-08	Vancouver	WHL	62	43	11	8	3678	116	9	1.89	10	6	4	658	20	0	1.82
2008-09	Vancouver	WHL	52	39	9	4	3109	117	6	2.26	17	10	7	1150	36	1	1.88
2009-10	Worcester	AHL	13	4	6	1	716	47	1	3.94	-	-	-	-	-	-	-
	Kalamazoo	ECHL	2	2	0	0	120	5	0	2.50	-	-	-	-	-	-	-

Selected by San Jose in the 2007 NHL Entry Draft (3rd round, 91st overall).





## ALEX STALOCK GOALTENDER

**Catches:** Left 6-foot, 185 pounds

**Born:** 7/28/87 in St. Paul, Minnesota

**Hometown:** South St. Paul, Minnesota

Selected by San Jose in the 2005 NHL Entry Draft (4th round, 112th overall).

**2009-10:** Led AHL in wins and set a rookie record, surpassing Corey Hirsch (35)...Selected to AHL All-Rookie Team and to the 2010 AHL All-Star Game...Named Worcester MVP and Star of the Year...Named to *The Hockey News* East All-Rookie Team...Second in the AHL in

minutes played and fourth in saves (1,522)...**Playoffs:** Posted a 6-5 record...**Career 2008-09:** Established team records for goals-against average (11th in nation), save percentage (.924 — 13th) and shutouts...Led the WCHA in intra-conference goals-against average (2.39)...Led the nation in minutes played...Selected to the All-WCHA First Team...Named to the ACHA/Reebok All-America West Team...Led the Bulldogs to their first WCHA playoff championship in 24 years and helped the team to the NCAA West Regional Finals...Finished his collegiate career with the school records for goals-against average (2.48), save percentage (.910) and shutouts (nine)...**2007-08:** Appeared in 36 of team's 39 games...Finished 23rd in the nation in goals-against average and ninth in minutes played...**2006-07:** Led team in games played...Led all WCHA freshmen goaltenders in all major categories...Named to the WCHA All-Rookie Team...Led NCAA goaltenders with four assists...**2005-06:** Named the USHL's Player of the Week on Sept. 27...Finished the regular season leading the USHL in wins and save percentage (.931)...T-3rd in shutouts and sixth in goals-against average...Attended development camp for the U.S. World Jr. Team...Selected as one of the goaltenders to represent the U.S. in the Viking Cup...Earned an assist, leading Team USA to a third place finish...Named USHL Goaltender of the Month for November...Named the USHL's Top Goaltender of the Year and to the RbK All-USHL First Team...**Playoffs:** Led all goaltenders in shots faced (281), fourth in save percentage (.918) and seventh in goals-against average...**2004-05:** Made USHL debut with Cedar Rapids...**Playoffs:** Named USHL's Clark Cup Playoffs Most Valuable Player...**Other:** Acquired from Sioux Falls in July 2004 in exchange for a second round pick in the 2005 USHL Draft...Originally selected by Sioux Falls in the second round of the May 2004 USHL Draft (13th overall)...Backstopped South St. Paul High to semifinal of 2004 Minnesota Class A State Tournament and was named to All-Tournament Team for his efforts...Posted 2.00 goals-against average and .920 save percentage in six games at USA Hockey Select 17 Festival in July 2004.

### CAREER STATISTICS

Season	Club	League	GP	W	L	T	MINS	GA	SO	GAA	GP	W	L	MINS	GA	SO	AVG
2004-05	Cedar Rapids	USHL	32	19	9	3	1801	82	1	2.73	9	7	2	582	14	1	1.44
2005-06	Cedar Rapids	USHL	44	28	13	3	2641	112	4	2.54	8	3	5	472	25	0	3.18
	USA	Viking Cup	3	2	1	0	-	-	-	-	-	-	-	-	-	-	-
2006-07	Minn.-Duluth	WCHA	23	5	14	3	1364	76	1	3.34	-	-	-	-	-	-	-
2007-08	Minn.-Duluth	WCHA	36	13	17	6	2170	85	3	2.35	-	-	-	-	-	-	-
2008-09	Minn.-Duluth	WCHA	42	21	13	8	2523	90	5	2.13	-	-	-	-	-	-	-
2009-10	Worcester	AHL	61	39	19	2	3534	155	4	2.63	11	6	5	683	26	0	2.28

Selected by San Jose in the 2005 NHL Entry Draft (4th round, 112th overall).



Devin Setoguchi (right, with Sharks Executive Vice President and General Manager Doug Wilson) was San Jose's first round, eighth overall, pick in the 2005 NHL Entry Draft.





## SEAN SULLIVAN DEFENSE

Shoots: Left 6-foot, 190 pounds

Born: 3/29/84 in Boston, Massachusetts

Hometown: Boston, Massachusetts

Signed by San Jose as a free agent on July 15, 2010.

**2009-10:** Eighth amongst AHL defensemen, first amongst team defensemen and fourth overall on San Antonio with his career-high 49 points...Fifth on team, first amongst team defensemen, in shots (175)...**Career 2008-09:** Led San Antonio defensemen in goals and points...

**2007-08:** Began the season with the Arizona Sundogs (CHL)...Ranked fifth in points among all Sundog defensemen despite playing in just 22 games...Called up to San Antonio (AHL)...Also played in one playoff game for San Antonio...**2006-07:** Served as team captain for Boston University...A Hockey East First Team All-Star...Won Hockey East's Best Defensive Defenseman Award...Ranked third on the team with a plus-13...Made professional debut with San Antonio (AHL)...**2005-06:** Ranked second on BU in points among defensemen...**2004-05:** One of six players to appear in all 41 games for BU...**2003-04:** Scored his first collegiate goal at Boston College on Dec. 5...**2002-03:** An All-New England selection as a senior at St. Sebastian's School...Led all New England prep defensemen in scoring...**2001-02:** Earned all-league honors as a junior at St. Sebastian's School.

### CAREER STATISTICS

### PLAYOFFS

Season	Club	League	GP	G	A	PTS	PIM	GP	G	A	PTS	PIM
2003-04	Boston University	HE	36	2	5	7	14	-	-	-	-	-
2004-05	Boston University	HE	41	1	3	4	10	-	-	-	-	-
2005-06	Boston University	HE	40	3	14	17	32	-	-	-	-	-
2006-07	Boston University	HE	38	3	12	15	12	-	-	-	-	-
	San Antonio	AHL	7	0	0	0	0	-	-	-	-	-
2007-08	Arizona	CHL	22	9	16	25	19	-	-	-	-	-
	San Antonio	AHL	34	0	8	8	13	1	0	0	0	4
2008-09	San Antonio	AHL	65	9	23	32	24	-	-	-	-	-
2009-10	San Antonio	AHL	77	12	37	49	32	-	-	-	-	-

Selected by Phoenix in the 2003 NHL Entry Draft (9th round, 272nd overall). Signed by San Jose as a free agent on July 15, 2010.



## T.J. TREVELYAN LEFT WING

Shoots: Left 5-foot-9, 185 pounds

Born: 3/6/84 in Mississauga, Ontario

Hometown: Mississauga, Ontario

Signed by San Jose as a free agent on July 15, 2010.

**2009-10:** Tied pro career high in goals, which also led Worcester...Second on the team in shots (225)...Donated \$1,400 (\$50 per goal) to Y.O.U. Inc. in Worcester as part of T.J.'s "Goals For Charity"...Missed 17 games due to injury sustained on Nov. 17...**Playoffs:** Shared team

lead in goals and T-2nd in points...**Career 2008-09:** Second on Iowa (AHL) in points and T-1st in goals...T-3rd on team in power play goals (six)...**2007-08:** Recorded six multi-point games and four game-winning goals for Providence (AHL)...**Playoffs:** Third on the team in postseason points and had a six-game point streak...**2006-07:** Began season with Long Beach (ECHL) after participating in Boston Bruins training camp...Had 11-game ECHL point streak from Oct. 27-Nov. 18...Scored first AHL goal on Dec. 2 at Springfield...**2005-06:** Became only second St. Lawrence University Saint to lead ECAC in scoring and named First Team All-American and ECAC Player of the Year...One of 10 finalists for Hobey Baker Award as nation's top college player...Named ECAC First Team All-Star while leading ECAC in scoring...Became third all-time leading goal scorer in St. Lawrence history.

### CAREER STATISTICS

### PLAYOFFS

Season	Club	League	GP	G	A	PTS	PIM	GP	G	A	PTS	PIM
2002-03	St. Lawrence	ECAC	34	10	12	22	38	-	-	-	-	-
2003-04	St. Lawrence	ECAC	38	23	16	39	62	-	-	-	-	-
2004-05	St. Lawrence	ECAC	38	25	20	45	61	-	-	-	-	-
2005-06	St. Lawrence	ECAC	40	20	28	48	43	-	-	-	-	-
2006-07	Long Beach	ECHL	15	9	8	17	16	-	-	-	-	-
	Providence	AHL	60	28	25	53	41	13	3	6	9	12
2007-08	Providence	AHL	72	18	20	38	23	10	5	3	8	6
2008-09	Iowa	AHL	76	23	24	47	18	-	-	-	-	-
2009-10	Worcester	AHL	63	28	16	44	16	8	4	2	6	2

Signed by Boston as a free agent on Aug. 28, 2006. Signed by Iowa (AHL) on Oct. 2, 2008. Signed by Worcester as a free agent on July 21, 2009. Signed by San Jose as a free agent on July 15, 2010.





## MAREK VIEDENSKY (veh-DEN-ski) CENTER

Shoots: Right 6-foot-4, 195 pounds

Born: 8/18/90 in Handlova, Slovakia

Selected by San Jose in the 2009 NHL Entry Draft (7th round, 189th overall).

**2009-10:** A plus-18 rating in just 30 games with Saskatoon (WHL)...1.13 points per game average with Saskatoon was second on the team...Traded Jan. 10 to Saskatoon for Tyler Santos and third round draft picks in 2010 and 2011...World Jr: Finished second on the Slovak National Team in points, plus/minus (plus-1) and led the team in assists...Finished the U20 World Junior Championships tied for sixth in assists...**Playoffs:** Named the 2010 Playoff Most Valuable Player...Finished the playoffs T-2nd on the team in points and first in goals...T-16th in the WHL in playoff goals...**Career 2008-09:** T-3rd on the team and 11th amongst league rookies in points...T-3rd on the team in power play goals (six)...T-2nd on Slovakia in assists during the World Juniors.

### CAREER STATISTICS


Season	Club	League	GP	G	A	PTS	PIM	GP	G	A	PTS	PIM
2008-09	Prince George	WHL	59	16	24	40	34	4	2	0	2	2
	Slovakia	World Jr.	7	0	4	4	4	-	-	-	-	-
2009-10	Prince George	WHL	31	4	21	25	37	-	-	-	-	-
	Saskatoon	WHL	30	16	18	34	27	10	7	3	10	0
	Slovakia	World Jr.	6	1	5	6	0	-	-	-	-	-

Selected by San Jose in the 2009 NHL Entry Draft (7th round, 189th overall).



Logan Couture was San Jose's first round, ninth overall, selection in the 2007 NHL Entry Draft.





## TOMMY WINGELS CENTER

Shoots: Right 6-foot, 195 pounds

Born: 4/12/88 in Evanston, Illinois

Hometown: Wilmette, Illinois

Selected by San Jose in the 2008 NHL Entry Draft (6th round, 177th overall).

**2009-10:** Miami's team captain was named to the 2009-10 CCHA All-Conference Second Team and the CCHA's Best Defensive Forward...Named an Inside College Hockey Third Team All-American...Helped Miami reach the Frozen Four for the second consecutive season...Set career highs in goals, assists and points...Scored four goals and added an assist on Dec. 11 vs. Ohio State and was named the first star...**Career 2008-09:** One of six players on Miami to play in all 41 regular season games...Amongst team leaders: T-7th in goals, fifth in assists and points and first in PIM...Notched a career-high four points against RPI on Dec. 14...**Playoffs:** Recorded two assists vs. Denver on March 27...**2007-08:** Finished third amongst team freshmen in points...T-3rd on team in goals...T-30th among freshmen in the nation in points per game (.69)...Scored 12 even strength goals...**2006-07:** Named Most Valuable Player of the East Division team at the 2007 USHL Prospects/All-Star Game...USHL Offensive Player of the Week (Oct. 31).

### CAREER STATISTICS

Season	Club	League	GP	G	A	PTS	PIM	GP	G	A	PTS	PIM
2006-07	Cedar Rapids	USHL	47	10	18	28	52	6	3	0	3	6
2007-08	Miami	CCHA	42	15	14	29	22	-	-	-	-	-
2008-09	Miami	CCHA	41	11	17	28	66	-	-	-	-	-
2009-10	Miami	CCHA	44	17	25	42	49	-	-	-	-	-

Selected by San Jose in the 2008 NHL Entry Draft (6th round, 177th overall).

### PLAYOFFS



## STEVEN ZALEWSKI (ZUH-LEH-SKI) CENTER

Shoots: Left 6-foot, 195 pounds

Born: 8/20/86 in Utica, New York

Hometown: New Hartford, New York

Selected by San Jose in the 2004 NHL Entry Draft (5th round, 153rd overall).

**2009-10:** Made his NHL debut on Oct. 12 vs. Phoenix...**AHL:** Second overall on team, first amongst team forwards, in points...First on the team in power play points (25, nine goals and 16 assists)...Set career highs in goals, assists and points...Recorded two shorthanded goals...**Playoffs:** T-3rd on the team in both assists and points...**Career 2008-09:** Tied for rookie lead in shorthanded goals (two)...Fourth on team in shots (192)...Recorded a seven-game point streak from Jan. 17-Feb. 1...**2007-08:** Scored his first professional goal on April 11 at Portland and won the game in overtime with his second goal...Recorded first professional point on April 5 at Manchester...Made his professional debut on April 4 vs. Portland...Clarkson's alternate captain was First Team All-ECAC...Led the ECAC in goals, including a league-high 16 in conference play...Finished second on the team in points and PIM...Named ECAC Player of the Week on Nov. 12...Led team to second round of the NCAA Tournament...**2006-07:** Led team in game-winning goals (four — T-3rd in ECAC), T-3rd in goals and power play goals (six) and fourth in points...Recorded nine multiple-point games, including three, two-goal efforts...**2005-06:** Tied for eighth on the team in scoring...Ranked fourth in the conference in power play goals (eight)...One of nine players drafted off the Golden Knights roster...**2004-05:** Finished season as team's leading freshman scorer and T-3rd on team in points and power play goals, second in goals and fourth in PIM...11th in ECAC in scoring among rookies and second in goals...Named to ECAC Weekly Honor Roll on Nov. 29...**2003-04:** Played for Northwood Prep.

### CAREER STATISTICS

Season	Club	League	GP	G	A	PTS	PIM	GP	G	A	PTS	PIM
2003-04	Northwood	USHS	40	32	34	66	22	-	-	-	-	-
2004-05	Clarkson	ECAC	39	12	7	19	60	-	-	-	-	-
2005-06	Clarkson	ECAC	35	9	13	22	50	-	-	-	-	-
2006-07	Clarkson	ECAC	39	16	18	34	44	-	-	-	-	-
2007-08	Clarkson	ECAC	38	21	12	33	34	-	-	-	-	-
	Worcester	AHL	7	2	4	6	0	-	-	-	-	-
2008-09	Worcester	AHL	75	13	26	39	26	12	0	1	1	6
2009-10	Worcester	AHL	78	22	40	62	20	11	1	5	6	4
	San Jose	NHL	3	0	0	0	0	-	-	-	-	-
	Sharks/NHL Totals		3	0	0	0	0	-	-	-	-	-

Selected by San Jose in the 2004 NHL Entry Draft (5th round, 153rd overall).





## KONRAD ABELTSCHAUER DEFENSE

Shoots: Left 6-foot-5, 210 pounds

Born: 9/2/92 in Bad Tolz, Germany

Selected by San Jose in the 2010 NHL Entry Draft (6th round, 163rd overall).

**2009-10:** Second amongst team defensemen and rookies in points...Recorded three power play goals.

### CAREER STATISTICS

Season	Club	League	GP	G	A	PTS	PIM	GP	G	A	PTS	PIM
2009-10	Halifax	QMJHL	48	5	20	25	28	-	-	-	-	-

Selected by San Jose in the 2010 NHL Entry Draft (6th round, 163rd overall).

### PLAYOFFS

## DOMINIK BIELKE DEFENSE

Shoots: Left 6-foot-3, 190 pounds

Born: 10/23/90 in Berlin, Germany

Selected by San Jose in the 2009 NHL Entry Draft (7th round, 207th overall).

**2009-10:** Helped Germany place first in Group A of the World Junior Championship U20 Division 1 Tournament... Three assists were T-3rd on the German roster...Compiled 87 PIM with Dresden and Berlin...**Career 2008-09:** Second on Berlin's junior team in points...Made debut in the DEL with Berlin...Represented Germany at World Junior Championships...**2007-08:** Second amongst team defensemen in goals and points....Represented Germany at the U-18 World Junior Championships.

### CAREER STATISTICS

Season	Club	League	GP	G	A	PTS	PIM	GP	G	A	PTS	PIM
2006-07	Berlin	GerOb	3	0	0	0	0	-	-	-	-	-
2007-08	Berlin	GerOb	46	5	7	12	0	-	-	-	-	-
	Germany	World U-18	6	0	1	1	12	-	-	-	-	-
2008-09	Berlin	GerOb	47	14	25	39	104	-	-	-	-	-
	Berlin	DEL	7	0	1	1	2	-	-	-	-	-
	Germany	World Jr.	6	0	0	0	4	-	-	-	-	-
2009-10	Berlin	DEL	10	0	1	1	8	-	-	-	-	-
	Dresden	GerOb	36	1	5	6	71	2	0	0	0	2
	Germany	World Jr.	5	0	3	3	6	-	-	-	-	-

Selected by San Jose in the 2009 NHL Entry Draft (7th round, 207th overall).

## CHARLIE COYLE CENTER

Shoots: Right 6-foot-2, 205 pounds

Born: 3/2/92 in Boston, Massachusetts

Selected by San Jose in the 2010 NHL Entry Draft (1st round, 28th overall).

**2009-10:** Scheduled to attend Boston University this fall...Named EJHL Rookie of the Year...Received the 2010 John Carlton Award, given to an outstanding male student-athlete in an Eastern Massachusetts high school or junior hockey program...Represented the U.S. at the 2009 Ivan Hlinka Memorial as well as the 2009 Four Nations Cup...**Career 2008-09:** Team MVP at Thayer Academy...**Other:** Cousin of former California Golden Seals forward Bobby Sheehan and ex-NHLer Tony Amonte.

### CAREER STATISTICS

Season	Club	League	GP	G	A	PTS	PIM	GP	G	A	PTS	PIM
2008-09	Thayer Academy	HS	26	20	28	48	4	-	-	-	-	-
2009-10	South Shore	EJHL	42	21	42	63	50	-	-	-	-	-

Selected by San Jose in the 2010 NHL Entry Draft (1st round, 28th overall).

### PLAYOFFS





## CHRIS CRANE RIGHT WING

Shoots: Right 6-foot-1, 185 pounds

Born: 12/2/91 in Virginia Beach, Virginia

Selected by San Jose in the 2010 NHL Entry Draft (7th round, 200th overall).

**2009-10:** Committed to attend Ohio State University...Helped Green Bay capture the Anderson Cup (USHL regular season championship) and the Clark Cup (playoff championship)...**Career 2008-09:** Third on the team in PIM.

### CAREER STATISTICS

Season	Club	League	GP	G	A	PTS	PIM	GP	G	A	PTS	PIM
2008-09	Green Bay	USHL	48	10	9	19	120	5	2	1	3	2
2009-10	Green Bay	USHL	52	15	14	29	107	12	2	3	5	27

Selected by San Jose in the 2010 NHL Entry Draft (7th round, 200th overall).

### PLAYOFFS

## DREW DANIELS RIGHT WING

Shoots: Right 6-foot-2, 185 pounds

Born: 6/7/89 in Queens, New York

Selected by San Jose in the 2008 NHL Entry Draft (7th round, 194th overall).

**2009-10:** Six of his eight points came in the last 12 games...Scored his first collegiate goal on Jan. 2 vs. Dartmouth... Received credit for his first career assist with his twin brother, Justin, on the same play on Nov. 21 vs. Providence...

**Career 2008-09:** Led the team with a plus-8...T-9th on the team in points and goals, sixth in assists and T-5th in power play goals (four)...**2007-08:** Teammates with Justin at the Kent School.

### CAREER STATISTICS

Season	Club	League	GP	G	A	PTS	PIM	GP	G	A	PTS	PIM
2007-08	Kent School	High-CT	25	12	35	47	14	-	-	-	-	-
2008-09	Sioux City	USHL	53	9	19	28	24	-	-	-	-	-
2009-10	Northeastern	HE	32	4	4	8	4	-	-	-	-	-

Selected by San Jose in the 2008 NHL Entry Draft (7th round, 194th overall).

### PLAYOFFS

## JUSTIN DANIELS CENTER

Shoots: Right 6-foot-1, 175 pounds

Born: 6/7/89 in Queens, New York

Selected by San Jose in the 2008 NHL Entry Draft (3rd round, 62nd overall).

**2009-10:** Sixth on the team in points...Second amongst team freshman in goals...Finished the year with five points in his last four games...Recorded his first career assist, along with twin brother Drew, on Nov. 21 vs. Providence...After missing the first two games with an injury, scored his first collegiate goal on his first career shot on Oct. 16 vs. Bentley...**Career 2008-09:** Fifth on the team in points, fourth in assists and third in power play assists (12)...**2007-08:** Teammates with Drew at the Kent School.

### CAREER STATISTICS

Season	Club	League	GP	G	A	PTS	PIM	GP	G	A	PTS	PIM
2007-08	Kent School	High-CT	25	17	37	54	10	-	-	-	-	-
2008-09	Sioux City	USHL	56	9	28	37	17	-	-	-	-	-
2009-10	Northeastern	HE	32	8	7	15	10	-	-	-	-	-

Selected by San Jose in the 2008 NHL Entry Draft (3rd round, 62nd overall).

### PLAYOFFS

## CODY FERRIERO (FAIR-EE-ON) RIGHT WING

Shoots: Right 5-foot-11, 190 pounds

Born: 12/19/91 in Boston, Massachusetts

Selected by San Jose in the 2010 NHL Entry Draft (5th round, 127th overall).

**2009-10:** Committed to play at Boston College...Brother of Benn Ferriero, also a member of the Sharks organization.

### CAREER STATISTICS

Season	Club	League	GP	G	A	PTS	PIM	GP	G	A	PTS	PIM
2009-10	Governor's Academy	HS	27	21	19	40	112	-	-	-	-	-

Selected by San Jose in the 2008 NHL Entry Draft (5th round, 127th overall).

### PLAYOFFS





## MAX GAEDE RIGHT WING

Shoots: Right 6-foot-2, 190 pounds

Born: 3/27/92 in Maryland, Minnesota

Selected by San Jose in the 2010 NHL Entry Draft (3rd round, 88th overall).

**2009-10:** Committed to Minnesota St.-Mankato, but will play for Sioux City (USHL) in 2010-11...Finished the season in Sioux City after playing at Woodbury High School.

### CAREER STATISTICS

Season	Club	League	GP	G	A	PTS	PIM	GP	G	A	PTS	PIM
2008-09	Woodbury High	HS	27	16	28	44	66	-	-	-	-	-
2009-10	Woodbury High	HS	25	19	17	36	36	-	-	-	-	-
	Sioux City	USHL	11	1	1	2	2	-	-	-	-	-

Selected by San Jose in the 2010 NHL Entry Draft (3rd round, 88th overall).

### PLAYOFFS

## FREDDIE HAMILTON CENTER

Shoots: Right 6-foot-1, 190 pounds

Born: 1/1/92 in Toronto, Ontario

Selected by San Jose in the 2010 NHL Entry Draft (5th round, 129th overall).

**2009-10:** Second on the team in goals and third in points...Registered a hat trick on Jan. 28 vs. Erie...**Career 2008-09:** Second amongst team rookies in points during the regular and postseason.

### CAREER STATISTICS

Season	Club	League	GP	G	A	PTS	PIM	GP	G	A	PTS	PIM
2008-09	Niagara	OHL	65	10	18	28	8	12	2	2	4	4
2009-10	Niagara	OHL	64	25	30	55	12	5	1	1	2	6

Selected by San Jose in the 2010 NHL Entry Draft (5th round, 129th overall).

### PLAYOFFS

## ISAAC MACLEOD DEFENSE

Shoots: Left 6-foot-4, 205 pounds

Born: 2/22/92 in Nelson, British Columbia

Selected by San Jose in the 2010 NHL Entry Draft (5th round, 136th overall).

**2009-10:** Second amongst team defensemen in assists and fourth in points...**Career 2008-09:** Appeared in three games and posted an assist.

### CAREER STATISTICS

Season	Club	League	GP	G	A	PTS	PIM	GP	G	A	PTS	PIM
2008-09	Penticton	BCHL	3	0	1	1	0	-	-	-	-	-
2009-10	Penticton	BCHL	56	0	23	23	51	14	0	1	1	6

Selected by San Jose in the 2010 NHL Entry Draft (5th round, 136th overall).

### PLAYOFFS

## LEE MOFFIE DEFENSE

Shoots: Right 6-foot-1, 205 pounds

Born: 8/28/90 in Wallingford, Connecticut

Selected by San Jose in the 2010 NHL Entry Draft (7th round, 188th overall).

**2009-10:** As a freshman, was fifth amongst team defensemen in points...Recipient of the David Blumenfeld Scholarship Fund for Ice Hockey...**Career 2008-09:** Second amongst team defensemen in points...Fourth on team in PIM...**Other:** Skated with the Avon Old Farms School varsity hockey team in Connecticut from 2005-08, where he won back-to-back New England Division I prep championships...Played for the U.S. Junior Select Team in the 2008 World Junior A Challenge, claiming the championship...Recorded three points, including a power play goal, during the tournament.

### CAREER STATISTICS

Season	Club	League	GP	G	A	PTS	PIM	GP	G	A	PTS	PIM
2006-07	Avon Old Farms	HS	25	3	11	14	0	-	-	-	-	-
2007-08	Avon Old Farms	HS	27	7	25	32	20	-	-	-	-	-
2008-09	Waterloo	USHL	55	9	35	44	97	3	0	0	0	6
2009-10	Michigan	CCHA	29	4	8	12	27	-	-	-	-	-

Selected by San Jose in the 2010 NHL Entry Draft (7th round, 188th overall).

### PLAYOFFS





## PHILIP VARONE CENTER

Shoots: Left 5-foot-10, 185 pounds

Born: 4/12/90 in Vaughan, Ontario

Selected by San Jose in the 2009 NHL Entry Draft (5th round, 147th overall).

**2009-10:** Ranked 11th on London in points and T-7th in assists...Missed the remainder of the season with an upper body injury sustained on Jan. 3...Named OHL Player of the Week for the week ending Nov. 8...During that span of three games, had a league-leading seven points (a goal and six assists)...**Career 2008-09:** Sixth on London (OHL) in points and fifth in assists...T-1st in playoff goals and T-4th in points...**2007-08:** Split the season between Kitchener and London, combining for 61 points in 67 games...**2006-07:** Began his junior career by appearing in just 13 games.

### CAREER STATISTICS

Season	Club	League	GP	G	A	PTS	PIM	PLAYOFFS				
								GP	G	A	PTS	PIM
2006-07	Kitchener	OHL	13	1	3	4	2	-	-	-	-	-
2007-08	Kitchener	OHL	36	5	20	25	12	-	-	-	-	-
	London	OHL	31	10	26	36	14	5	1	1	2	7
2008-09	London	OHL	58	19	33	52	32	14	10	9	19	19
2009-10	London	OHL	31	9	22	31	17	-	-	-	-	-

Selected by San Jose in the 2009 NHL Entry Draft (5th round, 147th overall).

## PATRICK WHITE CENTER

Shoots: Right 6-foot-1, 190 pounds

Born: 1/20/89 in Grand Rapids, Minnesota

Acquired by San Jose along with Daniel Rahimi from Vancouver in exchange for Christian Ehrhoff and Brad Lukowich on Aug. 28, 2009.

**2009-10:** T-7th on Minnesota in points and T-3rd in goals...Set career highs in goals and points...**Career 2008-09:** Posted eight points over the last nine games of the season...Scored the overtime game-winner to beat Northeastern in the Dodge Holiday Classic title game on Jan. 3...**2007-08:** Appeared in all 45 games as a freshman and led the team with a plus-9...**2006-07:** Finalist for Minnesota Mr. Hockey as a student at Grand Rapids High School...Finished his senior season with 49 points (18 goals and 31 assists) in 30 games...Named Associated Press and *St. Paul Pioneer Press* first team all-state, *Duluth News Tribune* first team all-area and Iron Range all-conference...Led the Thunderhawks to second place at the 2007 Minnesota State High School Class AA Tournament...Helped Team USA capture the silver medal at the IIHF World Under-18 Championship.

### CAREER STATISTICS

Season	Club	League	GP	G	A	PTS	PIM	PLAYOFFS				
								GP	G	A	PTS	PIM
2006-07	Tri-City	USHL	12	8	1	9	4	-	-	-	-	-
	United States	U-18	7	3	2	5	6	-	-	-	-	-
2007-08	U. of Minnesota	WCHA	45	6	4	10	20	-	-	-	-	-
2008-09	U. of Minnesota	WCHA	36	7	9	16	18	-	-	-	-	-
2009-10	U. of Minnesota	WCHA	39	9	8	17	20	-	-	-	-	-

Selected by Vancouver in the 2007 NHL Entry Draft (1st round, 25th overall). Acquired by San Jose along with Daniel Rahimi from Vancouver in exchange for Christian Ehrhoff and Brad Lukowich on Aug. 28, 2009.





## WILLIAM WRENN DEFENSE

Shoots: Right 6-foot-1, 190 pounds

Born: 3/16/91 in Anchorage, Alaska

Selected by San Jose in the 2009 NHL Entry Draft (2nd round, 43rd overall).

**2009-10:** As a freshman, finished fourth amongst team defensemen in assists...Fourth on the team in PIM...His plus-5 was T-3rd for a Denver defensemen...Missed the last 14 games of the season, including playoffs, due to injury...

**Career 2008-09:** Won a gold medal with the United States at the U-18 World Championships, scoring a power play goal in the championship game against Russia...Led team defensemen in goals during U-18 World Championships...Moved to Los Angeles to play hockey at the age of 14.

### CAREER STATISTICS

Season	Club	League	GP	G	A	PTS	PIM	GP	G	A	PTS	PIM
2006-07	LA Selects AAA	USJR	64	8	40	48	50	-	-	-	-	-
2007-08	US U-17	USDP	63	0	7	7	65	-	-	-	-	-
2008-09	US U-18	USDP	51	3	11	14	83	-	-	-	-	-
	United States	U-18 W. Ch.	7	3	0	3	0	-	-	-	-	-
2009-10	U. of Denver	WCHA	23	0	7	7	36	-	-	-	-	-

Selected by San Jose in the 2009 NHL Entry Draft (2nd round, 43rd overall).



Charlie Coyle was San Jose's first round, 28th overall, pick in the 2010 NHL Entry Draft.





## 2010-11 SAN JOSE SHARKS RESERVE LIST

LEFT WING	HT	WT	S	BORN	BIRTHPLACE	2009-10 TEAM	LGE	GP	G	A	PTS	PIM	ACQ7
Ryane Clowe	6-2	225	L	9/30/82	Mount Pearl, Newfoundland	San Jose	NHL	82	19	38	57	131	ED/01
Dany Heatley	6-4	220	L	1/21/81	Freiburg, Germany	San Jose	NHL	82	39	43	82	54	TR/09
						Canada	Olympics	7	3	4	7	4	
Kevin Henderson	6-3	210	L	12/3/86	Toronto, Ontario	Worcester	AHL	64	2	13	15	45	FA/09
Tony Lucia	6-0	190	L	8/23/87	Wayzata, Minnesota	U. of Minnesota	WCHA	39	11	17	28	22	ED/05
						Worcester	AHL	4	1	0	1	0	
Jamie McGinn	6-1	205	L	8/5/88	Fergus, Ontario	San Jose	NHL	59	10	3	13	38	ED/06
						Worcester	AHL	27	7	14	21	15	
Frazer McLaren	6-5	250	L	10/29/87	Winnipeg, Manitoba	San Jose	NHL	23	1	5	6	54	ED/07
						Worcester	AHL	52	4	11	15	148	
T.J. Trevelyan	5-9	185	L	3/6/84	Mississauga, Ontario	Worcester	AHL	63	28	16	44	16	FA/10
CENTER	HT	WT	S	BORN	BIRTHPLACE	2009-10 TEAM	LGE	GP	G	A	PTS	PIM	ACQ
Logan Couture	6-1	195	L	3/28/89	Guelph, Ontario	San Jose	NHL	25	5	4	9	6	ED/07
						Worcester	AHL	42	20	33	53	12	
Justin Daniels	6-1	175	R	6/7/89	Suffern, New York	Northeastern	HE	32	8	7	15	10	ED/08
Andrew Desjardins	6-1	200	R	7/27/86	Lively, Ontario	Worcester	AHL	80	19	27	46	126	FA/09
Benn Ferriero	5-11	195	R	4/29/87	Boston, Massachusetts	San Jose	NHL	24	2	3	5	8	FA/09
						Worcester	AHL	58	19	31	50	20	
Freddie Hamilton	6-1	190	R	1/1/92	Toronto, Ontario	Niagara	OHL	64	25	30	55	12	ED/10
Patrick Marleau	6-2	220	L	9/15/79	Aneroid, Saskatchewan	San Jose	NHL	82	44	39	83	22	ED/97
						Canada	Olympics	7	2	3	5	0	
Brandon Mashinter	6-4	235	L	9/20/88	Bradford, Ontario	Worcester	AHL	79	22	15	37	117	FA/09
John McCarthy	6-1	200	L	8/9/86	Boston, Massachusetts	San Jose	NHL	4	0	0	0	0	ED/06
						Worcester	AHL	74	15	27	42	39	
Torrey Mitchell	5-11	190	R	1/30/85	Montreal, Quebec	San Jose	NHL	56	2	9	11	27	ED/04
						Worcester	AHL	5	1	2	3	10	
Scott Nichol	5-9	180	R	12/31/74	Edmonton, Alberta	San Jose	NHL	79	4	15	19	72	FA/09
Joe Pavelski	5-11	195	R	7/11/84	Plover, Wisconsin	San Jose	NHL	67	25	26	51	26	ED/03
						United States	Olympics	6	0	3	3	4	
Joe Thornton	6-4	230	L	7/2/79	London, Ontario	San Jose	NHL	79	20	69	89	54	TR/05
						Canada	Olympics	7	1	1	2	0	
Philip Varone	5-10	185	L	4/12/90	Vaughan, Ontario	London	OHL	31	9	22	31	17	ED/09
Marek Viedensky	6-4	195	R	8/18/90	Handlova, Slovakia	Prince George	WHL	31	4	21	25	37	ED/09
						Saskatoon	WHL	30	16	18	34	27	
						Slovakia	World Jr.	6	1	5	6	0	
Patrick White	6-1	190	R	1/20/89	Grand Rapids, Minnesota	U. of Minnesota	WCHA	39	9	8	17	20	TR/09
Tommy Wingels	6-0	195	R	4/12/88	Wilmette, Illinois	Miami (OH)	CCHA	44	17	25	42	49	ED/08
Steven Zalewski	6-0	195	L	8/20/86	Utica, New York	San Jose	NHL	3	0	0	0	0	ED/04
						Worcester	AHL	78	22	40	62	20	
RIGHT WING	HT	WT	S	BORN	BIRTHPLACE	2009-10 TEAM	LGE	GP	G	A	PTS	PIM	ACQ
Charlie Coyle	6-2	205	R	3/2/92	Boston, Massachusetts	South Shore	EJHL	42	21	42	63	50	ED/10
Chris Crane	6-1	185	R	12/2/91	Virginia Beach, Virginia	Green Bay	USHL	52	15	14	29	107	ED/10
Drew Daniels	6-2	185	R	6/7/89	Suffern, New York	Northeastern	HE	32	4	4	8	4	ED/08
Cody Ferriero	5-10	195	R	12/19/91	Boston, Massachusetts	Gov. Academy	HS	27	21	19	40	112	ED/10
Max Gaede	6-2	190	R	3/27/92	Maryland, Minnesota	Woodbury	HS	25	19	17	36	36	ED/10
Cam MacIntyre	6-1	225	R	10/3/85	Sooke, British Columbia	Princeton	ECAC	10	6	4	10	8	FA/10
James Marcou	5-8	165	R	2/19/88	Kings Park, New York	UMass-Amherst	HE	36	11	40	51	36	FA/10
						Worcester	AHL	4	1	2	3	0	
Jamal Mayers	6-1	215	R	10/24/74	Toronto, Ontario	Toronto	NHL	44	2	6	8	78	FA/10
						Calgary	NHL	27	1	5	6	53	
Devin Setoguchi	6-0	200	R	1/1/87	Taber, Alberta	San Jose	NHL	70	20	16	36	19	ED/05
DEFENSE	HT	WT	S	BORN	BIRTHPLACE	2009-10 TEAM	LGE	GP	G	A	P	PIM	ACQ
K. Abeltshauser	6-5	210	L	9/2/92	Bad Tolz, Germany	Halifax	QMJHL	48	5	20	25	28	ED/10
Dominik Bielek	6-3	190	L	10/23/90	Berlin, Germany	Berlin	DEL	10	0	1	1	8	ED/09
						Dresden	GerOB	36	1	5	6	71	
						Germany	World Jr.	5	0	3	3	6	
Dan Boyle	5-11	190	R	7/12/76	Ottawa, Ontario	San Jose	NHL	76	15	43	58	70	TR/08
						Canada	Olympics	7	1	5	6	2	
Justin Braun	6-2	205	R	2/10/87	St. Paul, Minnesota	UMass-Amherst	HE	39	7	16	23	50	ED/07
Jason Demers	6-1	195	R	6/9/88	Dorval, Montreal	San Jose	NHL	51	4	17	21	21	ED/08
						Worcester	AHL	25	4	13	17	24	
Taylor Doherty	6-7	235	R	3/2/91	Cambridge, Ontario	Kingston	OHL	63	16	28	44	114	ED/09
Kent Huskins	6-4	210	L	5/4/79	Almonte, Ontario	San Jose	NHL	82	3	19	22	47	TR/09
Matt Irwin	6-2	205	L	11/29/87	Brentwood Bay, B.C.	UMass-Amherst	HE	36	7	17	24	16	FA/10
						Worcester	AHL	3	0	0	0	2	





DEFENSE	HT	WT	S	BORN	BIRTHPLACE	2009-10 TEAM	LGE	GP	G	A	P	PIM	ACQ
Derek Joslin	6-1	210	L	3/17/87	Richmond Hill, Ontario	San Jose	NHL	24	0	3	3	12	ED/05
Jay Leach	6-4	220	L	9/2/79	Syracuse, New York	Worcester	AHL	55	5	27	32	29	
						San Jose	NHL	28	1	1	2	20	WA/09
						Montreal	NHL	7	0	0	0	5	
						Lowell	AHL	12	0	3	3	10	
Joe Loprieno	6-3	225	R	10/8/86	Bloomington, Illinois	Worcester	AHL	46	0	4	4	52	FA/09
Isaac MacLeod	6-4	205	L	2/22/92	Nelson, British Columbia	Penticton	BCHL	56	0	23	23	51	ED/10
Lee Moffie	6-1	205	L	8/29/90	Wallingford, Connecticut	U. of Michigan	CCHA	25	3	7	10	27	ED/10
Mike Moore	6-1	200	L	12/12/84	Calgary, Alberta	Worcester	AHL	64	3	19	22	82	FA/08
Douglas Murray	6-3	240	L	3/12/80	Bromma, Sweden	San Jose	NHL	79	4	13	17	66	ED/99
						Sweden	Olympics	4	0	0	0	0	
Nick Petrecki	6-3	230	L	7/11/89	Schenectady, New York	Worcester	AHL	65	2	12	14	106	ED/07
Nick Schaus	5-11	200	R	7/3/86	Orchard Park, New York	UMass-Lowell	HE	37	4	19	23	16	FA/10
						Worcester	AHL	4	0	3	3	2	
Sean Sullivan	6-0	190	L	3/29/84	Boston, Massachusetts	San Antonio	AHL	77	12	37	49	32	FA/10
M-Edouard Vlasic	6-1	200	L	3/30/87	Montreal, Quebec	San Jose	NHL	64	3	13	16	33	ED/05
Niclas Wallin	6-3	220	L	2/20/75	Boden, Sweden	San Jose	NHL	23	0	2	2	23	TR/10
						Carolina	NHL	47	0	5	5	26	
William Wrenn	6-1	190	R	3/16/91	Anchorage, Alaska	U. of Denver	WCHA	23	0	7	7	36	ED/09

GOALTENDER	HT	WT	C	BORN	BIRTHPLACE	2009-10 TEAM	LGE	GP	MIN	GAA	W-L-T	SO	GA	ACQ
Thomas Greiss	6-1	210	L	1/29/86	Koln, Germany	San Jose	NHL	16	782	2.69	7-4-1	0	170	ED/04
						Germany	Olympics	3	179	5.03	0-3-0	0	15	
T. Heemskerk	6-0	185	L	4/11/90	Cilliwack, B.C.	Everett	WHL	42	2415	2.34	24-12-4	4	94	FA/09
Carter Hutton	6-1	195	L	12/19/85	Thunder Bay, Ontario	UMass-Lowell	HE	27	1614	2.04	13-12-2	4	55	FA/10
						Adirondack	AHL	4	244	2.71	1-2-1	0	11	
Antti Niemi	6-2	215	L	8/29/83	Vantaa, Finland	Chicago	NHL	39	2190	2.25	26-7-4	7	82	FA/10
Antero Niittymäki	6-1	210	L	6/18/80	Turku, Finland	Tampa Bay	NHL	49	2657	2.87	21-18-5	1	127	FA/10
						Finland	Olympics				Did Not Play			
Harri Sateri	6-1	210	L	12/29/89	Toijala, Finland	Tampere	FNL	49	2836	2.73	21-22-4	2	129	ED/08
Tyson Sexsmith	5-11	210	L	3/19/89	Calgary, Alberta	Worcester	AHL	13	716	3.94	4-6-1	1	47	ED/07
						Kalamazoo	ECHL	2	120	2.50	2-0-0	0	5	
Alex Stalock	6-0	185	L	7/28/87	St. Paul, Minnesota	Worcester	AHL	58	3534	2.63	39-19-2	4	155	ED/05

**ACQUIRED:**

ED/YR= Entry Draft/Year Drafted


FA/YR= Free Agent/Year Signed

SD/YR= Supplemental Draft/Year Drafted

TR/YR= Through Trade/Year Acquired

WA/YR= Via Waivers/Year Acquired

WD/Year= Waiver Draft/Year Acquired





## DRAFT HISTORY

## ENTRY DRAFTS

JUNE 25-26, 2010 ROUND OVERALL		LOS ANGELES, CALIFORNIA — STAPLES CENTER		2009-10 CLUB (LEAGUE)	COUNTRY OF BIRTH
ROUND	OVERALL	NAME	POSITION		
1	28	Charlie Coyle	Center	South Shore (EJHL)	United States
3	88	Max Gaede	Right Wing	Woodbury (HS)	United States
5 (from CAR)	127	Cody Ferriero	Center	Governor's Academy (HS)	United States
5 (from MIN)	129	Freddie Hamilton	Center	Niagara (OHL)	Canada
5 (from OTT)	136	Isaac MacLeod	Defense	Penticton (BCHL)	Canada
6 (from CGY)	163	Konrad Abeltshauser	Defense	Halifax (QMJHL)	Germany
7 (from ATL)	188	Lee Moffie	Defense	U. of Michigan (CCHA)	United States
7 (from PIT)	200	Christopher Crane	Right Wing	Green Bay (USHL)	United States

JUNE 26-27, 2009 ROUND OVERALL		MONTREAL, QUEBEC — BELL CENTRE		2008-09 CLUB (LEAGUE)	COUNTRY OF BIRTH
ROUND	OVERALL	NAME	POSITION		
2 (from BUF)	43	William Wrenn	Defense	USA U-18 (USDP)	United States
2	57	Taylor Doherty	Defense	Kingston (OHL)	Canada
5	147	Philip Varone	Center	London (OHL)	Canada
7 (from DAL)	189	Marek Viedensky	Center	Prince George (WHL)	Slovakia
7	207	Dominik Bielke	Defense	Eisbargen Berlin (DEL)	Germany

JUNE 20-21, 2008 ROUND OVERALL		OTTAWA, ONTARIO — SCOTIABANK PLACE		2007-08 CLUB (LEAGUE)	COUNTRY OF BIRTH
ROUND	OVERALL	NAME	POSITION		
3 (from TBL)	62	Justin Daniels	Center	Kent School (HS)	United States
4 (from TBL)	92	Samuel Groulx	Defense	Montreal (QMJHL)	Canada
4 (from NSH)	106	Harri Sateri	Goaltender	Tampere (FNL)	Finland
5 (from MTL)	146	Julien Demers	Defense	Ottawa (OHL)	Canada
6	177	Tommy Wingels	Center	Miami U. (CCHA)	United States
7 (from NYI)	186	Jason Demers	Defense	Victoriaville (QMJHL)	Canada
7 (from BUF)	194	Drew Daniels	Right Wing	Kent School (HS)	United States

JUNE 22-23 2007 ROUND OVERALL		COLUMBUS, OHIO — NATIONWIDE ARENA		2006-07 CLUB (LEAGUE)	COUNTRY OF BIRTH
ROUND	OVERALL	NAME	POSITION		
1 (from STL)	9	Logan Couture	Center	Ottawa (OHL)	Canada
1 (from WSH)	28	Nick Petrecki	Defense	Omaha (USHL)	United States
3	83	Timo Pielmeier	Goaltender	Koln-Jr. (DEL Jr.)	Germany
3 (from COL)	91	Tyson Sexsmith	Goaltender	Vancouver (WHL)	Canada
6 (from COL)	165	Patrik Zackrisson	Left Wing	Rogle (SWE-1)	Sweden
6	173	Nick Bonino	Center	Avon Old Farms (HS)	United States
7 (from PIT)	201	Justin Braun	Defense	U-Mass Amherst (HE)	United States
7	203	Frazer McLaren	Left Wing	Portland (WHL)	Canada

JUNE 24, 2006 ROUND OVERALL		VANCOUVER, BRITISH COLUMBIA — GENERAL MOTORS PLACE		2005-06 CLUB (LEAGUE)	COUNTRY OF BIRTH
ROUND	OVERALL	NAME	POSITION		
1 (from MTL)	16	Ty Wishart	Defense	Prince George (WHL)	Canada
2 (from CBJ)	36	Jamie McGinn	Left Wing	Ottawa (OHL)	Canada
4 (from NYI)	98	James DeLory	Defense	Oshawa (OHL)	Canada
5	143	Ashton Rome	Right Wing	Kamloops/Red Deer (WHL)	Canada
7	202	John McCarthy	Left Wing	Boston University	United States
7 (from TB)	203	Jay Barriball	Left Wing	Sioux Falls (USHL)	United States

JUNE 30, 2005 ROUND OVERALL		OTTAWA, ONTARIO — SHERATON HOTEL AND TOWERS		2004-05 CLUB (LEAGUE)	COUNTRY OF BIRTH
ROUND	OVERALL	NAME	POSITION		
1 (from ATL)	8	Devin Setoguchi	Right Wing	Saskatoon (WHL)	Canada
2 (from CGY)	35	Marc-Edouard Vlasic	Defense	Quebec (QMJHL)	Canada
4	112	Alex Stalock	Goaltender	Cedar Rapids (USHL)	United States
5	140	Taylor Dakers	Goaltender	Kootenay (WHL)	Canada
5	149	Derek Joslin	Defense	Ottawa (OHL)	Canada
5 (from TB)	162	Paul (P.J.) Fenton	Forward	U-Mass Amherst (HE)	United States
6	183	William Colbert	Defense	Ottawa (OHL)	Canada
6 (from ANA)	193	Tony Lucia	Left Wing	Wayzata (USHSW)	United States





JUNE 26-27, 2004		RALEIGH, N.C. — RBC CENTER		2003-04 CLUB (LEAGUE)		COUNTRY OF BIRTH
ROUND	OVERALL	NAME	POSITION			
1 (from DAL)	22	Lukas Kaspar	Right Wing	Litvinov (Czech)		Czech Republic
3 (from BOS)	94	Thomas Greiss	Goaltender	Kolner Haie (Germany)		Germany
4 (from BOS)	126	Torrey Mitchell	Center	Hotchkiss Prep. (USHSE)		United States
4 (from BOS)	129	Jason Churchill	Goaltender	Halifax (QMJHL)		Canada
5 (from DAL)	153	Steven Zalewski	Center	Northwood Prep (USHSE)		United States
7 (from FLA)	201	Michael Vernace	Defenseman	Brampton (OHL)		Canada
7	225	David MacDonald	Defenseman	New England (EJHL)		United States
8 (from FLA)	234	Derek MacIntyre	Goaltender	Soo (NAHL)		United States
9 (from BOS)	288	Brian Mahoney-Wilson	Goaltender	Catholic Memorial (USHSE)		United States
9	289	Christian Jensen	Defenseman	New Jersey Jr. (Indep. Jr.)		United States

JUNE 21-22, 2003		NASHVILLE, TENN. — GAYLORD ENTERTAINMENT CENTER		2002-03 CLUB (LEAGUE)		COUNTRY OF BIRTH
ROUND	OVERALL	NAME	POSITION			
1	6	Milan Michalek	Right Wing	Budejovice (Czech)		Czech Republic
1 (from BOS)	16	Steve Bernier	Right Wing	Moncton (QMJHL)		Canada
2 (from NYR)	43	Joshua Hennessy	Center	Quebec (QMJHL)		Canada
2 (from CGY)	47	Matthew Carle	Defenseman	River City (USHL)		United States
5 (from PIT)	139	Patrick Ehelechner	Goaltender	Hannover (Germany)		Germany
7 (from FLA)	201	Jonathan Tremblay	Right Wing	Acadie-Bathurst (QMJHL)		Canada
7 (from PHI)	205	Joe Pavelski	Center	Waterloo (USHL)		United States
7	216	Kai Hospelt	Center	Kolner Haie (Germany)		Germany
8	236	Alexander Hult	Center	HV 71 Jonkoping (Sweden)		Sweden
9	267	Brian O'Hanley	Defenseman	BC High School (USHSE)		United States
9 (from CHI)	276	Carter Lee	Right Wing	Canterbury (USHSE)		United States

JUNE 22-23, 2002		TORONTO, ONTARIO — AIR CANADA CENTRE		2001-02 CLUB (LEAGUE)		COUNTRY OF BIRTH
ROUND	OVERALL	NAME	POSITION			
1	27	Mike Morris	Right Wing	St. Sebastian's (USHS)		United States
2 (from TB)	52	Dan Spang	Defense	Winchester (USHS)		United States
3 (from CHI)	86	Jonas Fiedler	Right Wing	Plymouth (OHL)		Czech Republic
5	139	Kris Newbury	Center	Sarnia (OHL)		Canada
5	163	Tom Walsh	Defense	Deerfield Academy (USHS)		United States
7 (from ATL)	217	Tim Conboy	Defense	Topeka (USHL)		United States
9	288	Michael Hutchins	Defense	Des Moines (USHL)		United States

JUNE 23-24, 2001		SUNRISE, FLA. — NATIONAL CAR RENTAL CENTER		2000-01 CLUB (LEAGUE)		COUNTRY OF BIRTH
ROUND	OVERALL	NAME	POSITION			
1	20	Marcel Goc	Center	Schwenningen (German)		Germany
4 (from CHI)	106	Christian Ehrhoff	Defense	Krefeld (German)		Germany
4 (from NYR)	107	Dimitri Patzold	Goaltender	Erding (German)		Kazakhstan
5 (from BUF)	140	Tomas Plihal	Center	Liberec Jr. (Czech Jr.)		Czech Republic
6 (comp. Norton)	175	Ryane Clowe	Right Wing	Rimouski (QMJHL)		Canada
6 (from VAN)	182	Tom Cavanagh	Left Wing	Phillips-Exeter HS		United States

JUNE 24-25, 2000		CALGARY, ALBERTA — THE SADDLEDOME		1999-00 CLUB (LEAGUE)		COUNTRY OF BIRTH
ROUND	OVERALL	NAME	POSITION			
2 (from CHI)	41	Tero Määtä	Defense	Jokerit Jr. (Finland)		Finland
4 (from NYR)	104	Jon DiSalvatore	Right Wing	Providence College (HE)		United States
5 (from CHI)	142	Michal Pinc	Left Wing	Rouyn Noranda (QMJHL)		Czech Republic
5 (from DET)	166	Nolan Schaefer	Goaltender	Providence College (Hockey East)		Canada
6	183	Michal Macho	Center	Martin (Slovakia Jr.)		Slovakia
8	246	Chad Wiseman	Left Wing	Mississauga (OHL)		Canada
8 (from WSH)	256	Pasi Saarinen	Defense	Ilves (Finland)		Finland

JUNE 26, 1999		BOSTON, MASS. — THE FLEET CENTER		1998-99 CLUB (LEAGUE)		COUNTRY OF BIRTH
ROUND	OVERALL	NAME	POSITION			
1	14	Jeff Jillson	Defense	Univ. of Michigan (CCHA)		United States
3	82	Marc Concannon	Left Wing	Winchendon High School		United States
4	111	Willie Levesque	Right Wing	Northeastern University (HE)		United States
5 (from NJ)	155	Niko Dimitrakos	Right Wing	University of Maine (HE)		United States
8	229	Eric Betournay	Center	Acadie-Bathurst (QMJHL)		Canada
8 (from OTT)	241	Doug Murray	Defense	Applecore (EJHL)		Sweden
9	257	Hannes Hyvonen	Right Wing	Espoo (Finland)		Finland





JUNE 27, 1998		BUFFALO, N.Y. — MARINE MIDLAND ARENA		1997-98 CLUB (LEAGUE)	COUNTRY OF BIRTH
ROUND	OVERALL	NAME	POSITION		
1 (from NSH)	3	Brad Stuart	Defense	Regina (WHL)	Canada
2 (from NSH)	29	Jonathan Cheechoo	Right Wing	Belleville (OHL)	Canada
3 (comp. Belfour)	65	Eric LaPlante	Left Wing	Halifax (QMJHL)	Canada
4	98	Rob Davison	Defense	North Bay (OHL)	Canada
4 (from BUF)	104	Miroslav Zalesak	Right Wing	HC Nitra (Slovakia)	Slovakia
5	127	Brandon Coalter	Left Wing	Oshawa (OHL)	Canada
5 (from DAL)	145	Mikael Samuelsson	Right Wing	Sodertalje (Sweden)	Sweden
7	185	Robert Mulick	Defense	Sault Ste. Marie (OHL)	Canada
8	212	Jim Fahey	Defense	Catholic Memorial (USHSE)	United States

JUNE 21, 1997		PITTSBURGH, PA. — PITTSBURGH CIVIC ARENA		1996-97 CLUB (LEAGUE)	COUNTRY OF BIRTH
ROUND	OVERALL	NAME	POSITION		
1	2	Patrick Marleau	Center	Seattle (WHL)	Canada
1 (from CAR)	23	Scott Hannan	Defense	Kelowna (WHL)	Canada
4 (from SJ-NYR)	82	Adam Colagiaco	Right Wing	London/Oshawa (OHL)	Canada
5 (from BOS)	107	Adam Nittel	Right Wing	Erie (OHL)	Canada
7	163	Joe Dusbabek	Right Wing	Notre Dame (CCHA)	United States
8	192	Cam Severson	Left Wing	Lethbridge/Prince Albert (WHL)	Canada
9	219	Mark Smith	Center	Lethbridge	Canada

JUNE 22, 1996		ST. LOUIS, MO. — KIEL CENTER		1995-96 CLUB (LEAGUE)	COUNTRY OF BIRTH
ROUND	OVERALL	NAME	POSITION		
1	2	Andrei Zyuzin	Defense	Salavat Yulayev (Russia)	Russia
1 (from CHI)	21	Marco Sturm	Center/LW	Landshut (Germany)	Germany
3	55	Terry Friesen	Goaltender	Swift Current (WHL)	Canada
4	102	Matt Bradley	Right Wing	Kingston (OHL)	Canada
6	137	Michel Larocque	Goaltender	Boston University (HE)	Canada
7	164	Jake Deadmarsh	Defense	Kamloops (WHL)	Canada
8	191	Cory Cyrenne	Center	Brandon (WHL)	Canada
9	217	David Thibault	Left Wing	Drummondville (QMJHL)	Canada

JULY 8, 1995		EDMONTON, ALBERTA — EDMONTON COLISEUM		1994-95 CLUB (LEAGUE)	COUNTRY OF BIRTH
ROUND	OVERALL	NAME	POSITION		
1	12	Teemu Riihijarvi	Right Wing	Kiekko-Espoo Jrs. (Finland)	Finland
2	38	Peter Roed	Center	White Bear Lake (HS)	United States
3	64	Marko Makinen	Right Wing	TPS Jrs. (Finland)	Finland
4	90	Vesa Toskala	Goaltender	Ilves Jrs. (Finland)	Finland
5	116	Miikka Kiprusoff	Goaltender	TPS Jrs. (Finland)	Finland
5 (from DET)	130	Michal Bros	Center	Olomouc Jrs. (Czech)	Czech Republic
6 (from FLA)	140	Timo Hakanen	Center	Assat Jrs. (Finland)	Finland
6	142	Jaroslav Kudrna	Left Wing	Penticton (BCJHL)	Czech Republic
7 (from DAL)	167	Brad Mehalko	Right Wing	Lethbridge (WHL)	Canada
7	168	Robert Jindrich	Defense	Plezn (Czech)	Czech Republic
8	194	Ryan Kraft	Center	Minnesota (WCHA)	United States
9	220	Mikko Markkanen	Right Wing	TPS Jrs. (Finland)	Finland

JUNE 28-29, 1994		HARTFORD, CONN. — HARTFORD CIVIC CENTER		1993-94 CLUB (LEAGUE)	COUNTRY OF BIRTH
ROUND	OVERALL	NAME	POSITION		
1	11	Jeff Friesen	Left Wing	Regina (WHL)	Canada
2	37	Angel Nikolov	Defense	Litvinov (Czech)	Czech Republic
3	66	Alexei Yegorov	Center	SKA St. Petersburg (CIS)	Russia
4	89	Vaclav Varada	Left Wing	Vitkovice (Czech)	Czech Republic
5	115	Brian Swanson	Center	Omaha (USHL)	United States
6	141	Alexander Korolyuk	Center	Soviet Wings (CIS)	Russia
7	167	Sergei Gorbachev	Right Wing	Dynamo Moscow (CIS)	Russia
8	193	Eric Landry	Right Wing	Guelph (OHL)	Canada
9	219	Evgeni Nabokov	Goaltender	Torpedo UST Kamenogorsk (CIS)	Kazakhstan
10	240	Tomas Pisa	Left Wing	Pardubice Jrs. (Czech)	Czech Republic
10	245	Aniket Dhadphale	Left Wing	Marquette Electricians (AAA)	United States
11	271	David Beauregard	Left Wing	St. Hyacinthe (QMJHL)	Canada





JUNE 26, 1993 ROUND	OVERALL	QUEBEC CITY, QUEBEC — LE COLISÉE NAME	POSITION	1992-93 CLUB (LEAGUE)	COUNTRY OF BIRTH
1	6	Viktor Kozlov	Left Wing	Dynamo Moscow (CIS)	Russia
2	28	Shean Donovan	Right Wing	Ottawa (OHL)	Canada
2 (from HFD)	45	Vlastimil Kroupa	Defense	Litvinov (Czech)	Czech Republic
3	58	Ville Peltonen	Left Wing	IFK Helsinki (Finland)	Finland
4	80	Alexander Osadchyy	Defense	CSKA Moscow (CIS)	Ukraine
5	106	Andrei Buschan	Defense	Sokol Kiev (CIS)	Ukraine
6	132	Petri Varis	Center	Ässät Pori (Finland)	Finland
6	154	Fredrik Oduya	Defense	Ottawa (OHL)	Sweden
7	158	Anatoli Filatov	Right Wing	Torpedo UST-Kamenogorsk (CIS)	Kazakhstan
8	184	Todd Holt	Right Wing	Swift Current (WHL)	Canada
9	210	Jonas Forsberg	Goaltender	Djurgarden Jrs. (Sweden)	Sweden
10	236	Jeff Salajko	Goaltender	Ottawa (OHL)	Canada
11	262	Jamie Matthews	Center	Sudbury (OHL)	Canada

JUNE 20, 1992 ROUND	OVERALL	MONTREAL, QUEBEC — MONTREAL FORUM NAME	POSITION	1991-92 CLUB (LEAGUE)	COUNTRY OF BIRTH
1	3	Mike Rathje	Defense	Medicine Hat (WHL)	Canada
1 (from MIN)	10	Andrei Nazarov	Left Wing	Dynamo Moscow (CIS)	Russia
3	51	Alexander Cherbayev	Left Wing	Khimik Voskresensk (CIS)	Russia
4	75	Jan Caloun	Right Wing	Litvinov (Czech)	Czech Republic
5	99	Marcus Ragnarsson	Defense	Djurgarden (Sweden)	Sweden
6	123	Michal Sykora	Defense	Tacoma (WHL)	Czech Republic
7	147	Eric Bellerose	Right Wing	Trois-Riviers (QMJHL)	Canada
8	171	Ryan Smith	Defense	Brandon (WHL)	Canada
9	195	Chris Burns	Goaltender	Thunder Bay (USHL)	Canada
10	219	Alexandr Kholomeyev	Left Wing	Izhorets (CIS)	Russia
11	243	Victor Ignatjev	Defense	Riga Hockey Club (CIS)	Latvia

JUNE 22, 1991 ROUND	OVERALL	BUFFALO, N.Y. — MEMORIAL AUDITORIUM NAME	POSITION	1990-91 CLUB (LEAGUE)	COUNTRY OF BIRTH
1	2	Pat Falloon	Right Wing	Spokane (WHL)	Canada
2	23	Ray Whitney	Center	Spokane (WHL)	Canada
2 (from MIN)	30	Sandis Ozolinsh	Defense	Dynamo Riga (Soviet Elite)	Latvia
3	45	Dody Wood	Center	Seattle (WHL)	Canada
4	67	Kerry Toporowski	Defense	Spokane (WHL)	Canada
5	89	Dan Ryder	Goaltender	Sudbury (OHL)	Canada
6	111	Fredrick Nilsson	Center	Vasteras (Sweden)	Sweden
7	133	Jaroslav Otevrel	Left Wing	Zlin (Czech)	Czech Republic
8	155	Dean Grillo	Right Wing	Warroad, Minn. (H.S.)	United States
9	177	Corwin Saurdiff	Goaltender	Waterloo (USHL)	United States
10	199	Dale Craigwell	Center	Oshawa (OHL)	Canada
11	221	Aaron Kriss	Defense	Cranbrook, Mich. (H.S.)	United States
12	243	Mikhail Kravets	Right Wing	SKA Leningrad (Soviet Elite)	Russia

## SUPPLEMENTAL DRAFTS

JUNE 25, 1993 NAME	POSITION	1992-93 CLUB (LEAGUE)
Dean Sylvester	Right Wing	Kent State University (CCHA)

JUNE 19, 1992 NAME	POSITION	1991-92 CLUB (LEAGUE)
Brian Konowalchuk	Center	U. of Denver (WCHA)

JUNE 21, 1991 NAME	POSITION	1990-91 CLUB (LEAGUE)
Jeff McLean	Center	North Dakota (WCHA)
Mark Beaufait	Center	N. Michigan (WCHA)





## ENTRY DRAFTS

## WAIVER DRAFTS

SEPTEMBER 30, 1996  
ROUND

NAME	POSITION	CLAIMED FROM
1 Rob DiMaio	Center/Right Wing	Philadelphia

OCTOBER 4, 1992  
ROUND

NAME	POSITION	CLAIMED FROM
1 Yvon Corriveau	Left Wing	Hartford
2 Igor Larionov	Center	Vancouver

## PLAYERS LOST IN WAIVER DRAFTS

NAME	POSITION	CLAIMED BY	DATE
Rob Gaudreau	RW	Ottawa	Jan. 18, 1995

## DISPERSAL DRAFT — MAY 30, 1991

NAME	POSITION	1990-91 CLUB (LEAGUE)
Shane Churla	Right Wing	Minnesota (NHL)
Brian Hayward	Goaltender	Minnesota (NHL)
Neil Wilkinson	Defense	Minnesota (NHL)
Rob Zettler	Defense	Minnesota (NHL)
Ed Courtenay	Right Wing	Kalamazoo (IHL)
Kevin Evans	Left Wing	Kalamazoo (IHL)
Link Gaetz	Defense	Kalamazoo (IHL)
Dan Kecmer	Defense	Kalamazoo (IHL)
Dean Kolstad	Defense	Kalamazoo (IHL)
Peter Lappin	Right Wing	Kalamazoo (IHL)
Pat MacLeod	Defense	Kalamazoo (IHL)
Mike McHugh	Left Wing	Kalamazoo (IHL)
Jarmo Myllys	Goaltender	Kalamazoo (IHL)
J.F. Quintin	Left Wing	Kalamazoo (IHL)
Scott Cashman	Goaltender	Boston University (Hockey East)
Murray Garbutt	Center	Spokane (WHL)
Rob Gaudreau	Right Wing	Providence College (Hockey East)
Arturs Irbe	Goaltender	Dynamo Riga (Soviet Elite)
Shaun Kane	Defense	Providence College (Hockey East)
Larry Olimb	Center	U. of Minnesota (WCHA)
Tom Pederson	Defense	U. of Minnesota (WCHA)
Bryan Schoen	Goaltender	U. of Denver (WCHA)
John Weisbrod	Center	Harvard (ECAC)
Doug Zmolek	Defense	U. of Minnesota (WCHA)

San Jose also obtained Minnesota's second round selection (30th overall) in 1991 Entry Draft and Minnesota's first round selection (10th overall) in 1992 Entry Draft.

## EXPANSION DRAFT — MAY 30, 1991

NAME	POSITION	SELECTED FROM
Jeff Hackett	Goaltender	N.Y. Islanders
Jayson More	Defenseman	Montreal
Rick Lessard	Defenseman	Calgary
Bob McGill	Defenseman	Chicago
Tim Kerr	Right Wing	Philadelphia
Jeff Madill	Right Wing	New Jersey
David Bruce	Left Wing	St. Louis
Greg Paslawski	Right Wing	Buffalo
Bengt Gustafsson	Center	Detroit
Craig Cox	Left Wing	Vancouver





*Patrick Marleau had plenty of reasons to celebrate in 2009-10. He scored a career-high 44 goals and helped Team Canada win a gold medal in the Winter Olympics.*

# *2009-10 IN REVIEW*



## 2009-10 FINAL STANDINGS

### EASTERN CONFERENCE

NORTHEAST DIVISION	GP	W	L	OT	GF	GA	PTS
BUFFALO (1)	82	45	27	10	235	207	100
OTTAWA ( 5)	82	44	32	6	225	238	94
BOSTON ( 6)	82	39	30	13	206	200	91
MONTREAL ( 8)	82	39	33	10	217	223	88
TORONTO (15)	82	30	38	14	214	267	74
ATLANTIC DIVISION	GP	W	L	OT	GF	GA	PTS
NEW JERSEY ( 2)	82	48	27	7	222	191	103
PITTSBURGH ( 4)	82	47	28	7	257	237	101
PHILADELPHIA ( 7)	82	41	35	6	236	225	88
NY RANGERS ( 9)	82	38	33	11	222	218	87
NY ISLANDERS (13)	82	34	37	11	222	264	79
SOUTHEAST DIVISION	GP	W	L	OT	GF	GA	PTS
WASHINGTON ( 1)	82	54	15	13	318	233	121
ATLANTA (10)	82	35	34	13	234	256	83
CAROLINA (11)	82	35	37	10	230	256	80
TAMPA BAY (12)	82	34	36	12	217	260	80
FLORIDA (14)	82	32	37	13	208	244	77



Joe Pavelski tied a career high with 25 goals in 2009-10.





## 2009-10 FINAL STANDINGS

## WESTERN CONFERENCE

CENTRAL DIVISION	GP	W	L	OT	GF	GA	PTS
CHICAGO ( 2 )	82	52	22	8	271	209	112
DETROIT ( 5 )	82	44	24	14	229	216	102
NASHVILLE ( 7 )	82	47	29	6	225	225	100
ST. LOUIS ( 9 )	82	40	32	10	225	223	90
COLUMBUS (14)	82	32	35	15	216	259	79
PACIFIC DIVISION	GP	W	L	OT	GF	GA	PTS
<b>SAN JOSE ( 1 )</b>	<b>82</b>	<b>51</b>	<b>20</b>	<b>11</b>	<b>264</b>	<b>215</b>	<b>113</b>
PHOENIX ( 4 )	82	50	25	7	225	202	107
LOS ANGELES ( 6 )	82	46	27	9	241	219	101
ANAHEIM (11)	82	39	32	11	238	251	89
DALLAS (12)	82	37	31	14	237	254	88
NORTHWEST DIVISION	GP	W	L	OT	GF	GA	PTS
VANCOUVER ( 3 )	82	49	28	5	272	222	103
COLORADO ( 8 )	82	43	30	9	244	233	95
CALGARY (10)	82	40	32	10	204	210	90
MINNESOTA (13)	82	38	36	8	219	246	84
EDMONTON (15)	82	27	47	8	214	284	62



Defenseman Jason Demers was voted 2009-10 PlayStation "Sharks Rookie of the Year" by the Bay Area media.





## 2009-10 FINAL STANDINGS

### BY CONFERENCE

<b>EASTERN</b>	<b>GP</b>	<b>W</b>	<b>L</b>	<b>OT</b>	<b>GF</b>	<b>GA</b>	<b>PTS</b>
WASHINGTON	82	54	15	13	318	233	121
NEW JERSEY	82	48	27	7	222	191	103
BUFFALO	82	45	27	10	235	207	100
PITTSBURGH	82	47	28	7	257	237	101
OTTAWA	82	44	32	6	225	238	94
BOSTON	82	39	30	13	206	200	91
PHILADELPHIA	82	41	35	6	236	225	88
MONTREAL	82	39	33	10	217	223	88
NY RANGERS	82	38	33	11	222	218	87
ATLANTA	82	35	34	13	234	256	83
CAROLINA	82	35	37	10	230	256	80
TAMPA BAY	82	34	36	12	217	260	80
NY ISLANDERS	82	34	37	11	222	264	79
FLORIDA	82	32	37	13	208	244	77
TORONTO	82	30	38	14	214	267	74
<b>WESTERN</b>	<b>GP</b>	<b>W</b>	<b>L</b>	<b>OT</b>	<b>GF</b>	<b>GA</b>	<b>PTS</b>
SAN JOSE	82	51	20	11	264	215	113
CHICAGO	82	52	22	8	271	209	112
VANCOUVER	82	49	28	5	272	222	103
PHOENIX	82	50	25	7	225	202	107
DETROIT	82	44	24	14	229	216	102
LOS ANGELES	82	46	27	9	241	219	101
NASHVILLE	82	47	29	6	225	225	100
COLORADO	82	43	30	9	244	233	95
ST. LOUIS	82	40	32	10	225	223	90
CALGARY	82	40	32	10	204	210	90
ANAHEIM	82	39	32	11	238	251	89
DALLAS	82	37	31	14	237	254	88
MINNESOTA	82	38	36	8	219	246	84
COLUMBUS	82	32	35	15	216	259	79
EDMONTON	82	27	47	8	214	284	62

**BOLD** indicates playoff team



**2009-10 SHARKS STATISTICS**

POS	NO	PLAYER	GP	A/TOI	G	A	PTS	+/-	PIM	PP	SH	GW	S	S/PCT
C	19	JOE THORNTON	79	19:51	20	69	89	17	54	4	1	2	141	14.2
C	12	PATRICK MARLEAU	82	21:12	44	39	83	21	22	12	4	6	274	16.1
L	15	DANY HEATLEY	82	20:13	39	43	82	14	54	18	1	9	280	13.9
D	22	DAN BOYLE	76	26:12	15	43	58	6	70	6	0	3	180	8.3
L	29	RYANE CLOWE	82	17:10	19	38	57	0	131	2	0	2	189	10.1
C	8	JOE PAVELSKI	67	19:28	25	26	51	1	26	3	1	5	228	11.0
R	16	DEVIN SETOGUCHI	70	15:17	20	16	36	0	19	8	0	4	165	12.1
C	27	MANNY MALHOTRA	71	15:37	14	19	33	17	41	2	0	4	111	12.6
D	4	ROB BLAKE	70	21:21	7	23	30	14	60	4	0	1	182	3.8
D	40	KENT HUSKINS	82	17:29	3	19	22	6	47	0	0	0	47	6.4
D	60	*JASON DEMERS	51	15:25	4	17	21	5	21	3	0	1	52	7.7
R	41	JED ORTMAYER	76	11:30	8	11	19	4	37	0	0	1	131	6.1
C	21	SCOTT NICHOL	79	13:03	4	15	19	0	72	0	1	0	93	4.3
D	3	DOUGLAS MURRAY	79	20:20	4	13	17	3	66	1	0	1	85	4.7
D	44	M-E VLASIC	64	22:05	3	13	16	21	33	1	0	0	74	4.1
L	64	JAMIE MCGINN	59	9:59	10	3	13	-3	38	0	0	2	76	13.2
C	17	TORREY MITCHELL	56	11:25	2	9	11	6	27	0	0	0	59	3.4
C	39	*LOGAN COUTURE	25	10:15	5	4	9	4	6	1	0	1	42	11.9
D	7	NICLAS WALLIN (CAR)	47	17:47	0	5	5	-5	26	0	0	0	50	.0
		(S.J.)	23	16:22	0	2	2	0	23	0	0	0	22	.0
		(TOTAL)	70	17:19	0	7	7	-5	49	0	0	0	72	.0
R	59	BRAD STAUBITZ	47	6:12	3	3	6	0	110	0	0	1	24	12.5
L	68	*FRAZER MCLAREN	23	6:02	1	5	6	6	54	0	0	0	13	7.7
R	53	RYAN VESCE	9	10:57	3	2	5	-1	0	0	0	1	20	15.0
C	78	*BENN FERRIERO	24	11:08	2	3	5	4	8	0	0	0	42	4.8
D	65	*DEREK JOSLIN	24	13:52	0	3	3	1	12	0	0	0	19	.0
D	28	JAY LEACH (MTL)	7	13:02	0	0	0	0	5	0	0	0	4	.0
		(S.J.)	28	15:11	1	1	2	3	20	0	0	0	26	3.8
		(TOTAL)	35	14:45	1	1	2	3	25	0	0	0	30	3.3
L	45	JODY SHELLEY	36	6:33	0	3	3	1	78	0	0	0	20	.0
C	36	DWIGHT HELMINEN	4	10:59	1	0	1	-1	0	0	0	0	1	100.0
D	47	JOE CALLAHAN	1	9:34	0	1	1	1	0	0	0	0	0	.0
C	48	*STEVEN ZALEWSKI	3	8:19	0	0	0	-2	0	0	0	0	3	.0
L	43	*JOHN MCCARTHY	4	9:07	0	0	0	-3	0	0	0	0	3	.0
G	1	*THOMAS GREISS	16	48:54	0	0	0	0	2	0	0	0	0	.0
G	20	EVGENI NABOKOV	71	59:04	0	0	0	0	6	0	0	0	0	.0

NO	GOALTENDER	GP	MINS	AVG	W	L	OT	EN	SO	GA	SA	SV%	G	A	PIM
20	EVGENI NABOKOV	71	4194	2.43	44	16	10	2	3	170	2168	.922	0	0	6
1	*THOMAS GREISS	16	782	2.69	7	4	1	2	0	35	399	.912	0	0	2
<b>TOTALS</b>		<b>82</b>	<b>4998</b>	<b>2.51</b>	<b>51</b>	<b>20</b>	<b>11</b>	<b>4</b>	<b>3</b>	<b>209</b>	<b>2571</b>	<b>.919</b>			

\* — ROOKIE





## 2009-10 STATISTICAL BREAKDOWN

Overall Record . . . . .	.51-20-11	Outshooting opponent . . . . .	23-12-4
Home Record . . . . .	27-6-8	Outshot . . . . .	27-5-7
Road Record . . . . .	24-14-3	Even shots . . . . .	1-3-0
Last 5 games . . . . .	4-0-1	vs. EASTERN CONFERENCE . . . . .	12-4-2
Last 10 games . . . . .	8-1-1	NORTHEAST . . . . .	4-1-1
Overtime record (2009-10) . . . . .	8-11	ATLANTIC . . . . .	5-1-0
Overtime record (Franchise) . . . . .	70-90-121	SOUTHEAST . . . . .	3-2-1
1-Goal Game Record . . . . .	20-6-11	vs. WESTERN CONFERENCE . . . . .	39-16-9
2-Goal Game Record . . . . .	11-4	CENTRAL . . . . .	11-5-4
3-Goal Game Record . . . . .	20-10	PACIFIC . . . . .	14-6-4
Scoring First . . . . .	31-3-5	NORTHWEST . . . . .	14-5-1
Opp. Scoring First . . . . .	20-17-6	October . . . . .	9-4-1 (19 pts.)
Leading After 1 Period . . . . .	23-1-4	November . . . . .	9-2-3 (21 pts.)
Trailing After 1 Period . . . . .	9-13-1	December . . . . .	8-2-3 (19 pts.)
Tied After 1 Period . . . . .	19-6-6	January . . . . .	10-2-2 (22 pts.)
Leading After 2 Periods . . . . .	36-0-5	February . . . . .	4-3-0 (8 pts.)
Trailing After 2 Periods . . . . .	5-18-3	March . . . . .	7-7-1 (15 pts.)
Tied After 2 Periods . . . . .	10-2-3	April . . . . .	4-0-1 (8 pts.)

GOALS BY PERIOD	1	2	3	OT	T
<b>SHARKS</b>	<b>68</b>	<b>99</b>	<b>89</b>	<b>1</b>	<b>257 (31.3 avg.)</b>
Opponents	58	84	62	5	209 (2.55 avg.)

\* — GOALS FOR and AGAINST totals do not include shootout-deciding goals.

SHOTS BY PERIOD	1	2	3	OT	T
<b>SHARKS</b>	<b>853</b>	<b>885</b>	<b>830</b>	<b>34</b>	<b>2601 (31.7 avg.)</b>
Opponents	826	858	839	48	2571 (31.3 avg.)

POWER PLAY	G	ATT	PCT
<b>Overall</b>	<b>65</b>	<b>309</b>	<b>21.0% (4th NHL)</b>
Home	31	158	19.6% (13th NHL)
Road	34	151	22.5% (3rd NHL)
9 Short-Handed Goals Allowed (T-26th NHL)			

PENALTY KILLING	G	TSH	PCT
<b>Overall</b>	<b>49</b>	<b>327</b>	<b>85.0% (5th NHL)</b>
Home	22	151	85.4% (8th NHL)
Road	27	176	84.7% (4th NHL)
8 Short Handed-Goals Scored (T-5th NHL)			

PENALTIES	GP	MIN	AVG
<b>SHARKS</b>	<b>82</b>	<b>1,155</b>	<b>14.1 (T-23rd NHL)</b>

SITUATIONAL GOALS FOR AND AGAINST	GF	GA
<b>Five-on-Five</b>	<b>165</b>	<b>134</b>
<b>Five-on-Four</b>	<b>62</b>	<b>9</b>
<b>Five-on-Three</b>	<b>1</b>	<b>0</b>
<b>Four-on-Four</b>	<b>9</b>	<b>12</b>
<b>Four-on-Three</b>	<b>1</b>	<b>0</b>
<b>Three-on-Three</b>	<b>0</b>	<b>0</b>
<b>Three-on-Four</b>	<b>0</b>	<b>1</b>
<b>Three-on-Five</b>	<b>0</b>	<b>4</b>
<b>Four-on-Five</b>	<b>8</b>	<b>45</b>
<b>Empty Net</b>	<b>8</b>	<b>4</b>
<b>Penalty Shot</b>	<b>3</b>	<b>0</b>
<b>TOTALS</b>	<b>257</b>	<b>209</b>

\* — GOALS FOR and AGAINST totals do not include shootout-deciding goals.





## SHARKS 2009-10 HOME ROAD SCORING

PLAYER	HOME					ROAD					TOTAL				
	GP	G	A	P	+/-	GP	G	A	P	+/-	GP	G	A	P	+/-
Heatley	41	23	23	46	21	41	16	20	36	-7	82	39	43	82	14
Marleau	41	23	23	46	20	41	21	16	37	1	82	44	39	83	21
Pavelski	36	20	15	35	4	31	5	11	16	-3	67	25	26	51	1
Setoguchi	36	12	10	22	4	34	8	6	14	-4	70	20	16	36	0
Clowe	41	10	21	31	2	41	9	17	26	-2	82	19	38	57	0
Thornton	40	9	36	45	17	39	11	33	44	0	79	20	69	89	17
Malhotra	37	9	15	24	13	34	5	4	9	4	71	14	19	33	17
Boyle	36	7	20	27	10	40	8	23	31	-4	76	15	43	58	6
McGinn	32	6	0	6	1	27	4	3	7	-4	59	10	3	13	-3
Ortmeyer	39	5	5	10	4	37	3	6	9	0	76	8	11	19	4
Blake	35	4	13	17	12	35	3	10	13	2	70	7	23	30	14
Murray	39	2	12	14	8	40	2	1	3	-5	79	4	13	17	3
Vlasic	34	2	9	11	23	30	1	4	5	-2	64	3	13	16	21
Demers	25	2	6	8	-2	26	2	11	13	7	51	4	17	21	5
Couture	10	2	1	3	2	15	3	3	6	2	25	5	4	9	4
Nichol	39	1	12	13	2	40	3	3	6	-2	79	4	15	19	0
Mitchell	31	1	5	6	6	25	1	4	5	0	56	2	9	11	6
Leach*	16	1	1	2	4	12	0	0	0	-1	28	1	1	2	3
Huskins	41	0	9	9	3	41	3	10	13	3	82	3	19	22	6
Staubitz	22	0	3	3	0	25	3	0	3	0	47	3	3	6	0
McLaren	13	0	2	2	2	10	1	3	4	4	23	1	5	6	6
Joslin	12	0	1	1	2	12	0	2	2	-1	24	0	3	3	1
Shelley	17	0	1	1	1	19	0	2	2	0	36	0	3	3	1
Wallin*	9	0	1	1	3	14	0	1	1	-3	23	0	2	2	0
Vesce	4	0	0	0	0	5	3	2	5	-1	9	3	2	5	-1
Zalewski	2	0	0	0	-2	1	0	0	0	0	3	0	0	0	-2
McCarthy	2	0	0	0	-2	2	0	0	0	-1	4	0	0	0	-3
Ferriero	8	0	0	0	2	16	2	3	5	2	24	2	3	5	4
Helminen	0	0	0	0	0	4	1	0	1	-1	4	1	0	1	-1
Callahan	0	0	0	0	0	1	0	1	1	1	1	0	1	1	1

\* — with San Jose only

## 2009-10 SHARKS SPECIAL TEAMS SCORING

POWER PLAY	G	A	PTS	SHORTHANDED	G	A	PTS
Heatley	18	12	30	Marleau	4	0	4
Boyle	6	23	29	Thornton	1	2	3
Thornton	4	25	29	Nichol	1	1	2
Marleau	12	13	25	Pavelski	1	1	2
Clowe	2	13	15	Heatley	1	0	1
Pavelski	3	10	13	Blake	0	1	1
Demers	3	8	11	Ortmeyer	0	1	1
Setoguchi	8	2	10				
Blake	4	4	8				
Malhotra	2	6	8				
Vlasic	1	1	2				
Huskins	0	2	2				
Couture	1	0	1				
Murray	1	0	1				
Nichol	0	1	1				
Ortmeyer	0	1	1				
Staubitz	0	1	1				





## 2009-10 GAME-BY-GAME RESULTS



Ryane Clowe established career highs in assists (38) and points (57) in 2009-10.

NO	DATE	TEAM	DEC	SCORE	RECORD	SJ GOALS	PP	PK	SF-SA	GOALIE	ATT
1	10/1	@Colorado	L	5-2	0-1-0	12, <u>12</u>	1-6	3-4	40-20	20	18,007
2	10/3	@Anaheim	W	4-1	1-1-0	78, <b>12*</b> , 19, <u>16</u>	1-6	6-7	37-25	20	17,281
3	10/6	@Los Angeles	L	6-4	1-2-0	<u>16</u> , 4, <u>16</u> , <u>15</u>	4-4	3-4	29-30	20/1	15,035
4	10/8	Columbus	W	6-3	2-2-0	22, 15, 44, <b>15</b> , 16, 15#	0-4	2-3	28-27	20	17,562
5	10/10	Minnesota	W	4-2	3-2-0	41, 12, <b>15</b> , 12	1-5	7-8	29-40	20	17,562
6	10/12	Phoenix	OT SO	1-0	3-2-1	None	0-3	4-4	26-30	20	17,562
7	10/15	@Washington	L	4-1	3-3-1	78	0-3	4-5	28-36	20	18,277
8	10/17	@N.Y. Islanders	W	4-1	4-3-1	<u>12</u> , <b>53</b> , <u>19</u> , 16	2-3	2-3	29-32	20	11,287
9	10/19	@N.Y. Rangers	W	7-3	5-3-1	59, <u>15</u> , 41, <u>16</u> , <u>16</u> , 53, 12	2-7	2-3	30-29	20	18,200
10	10/22	@Tampa Bay	L	5-2	5-4-1	53, 22	1-3	1-1	34-25	20	13,343
11	10/24	@Atlanta	W	4-3	6-4-1	19, <u>15</u> , <u>12</u> , <u>12</u>	2-4	3-4	24-27	20	14,945
12	10/25	@Philadelphia	W	4-1	7-4-1	<b>15</b> , <u>27</u> , 27, 41	1-4	4-4	28-38	1	19,126
13	10/28	Los Angeles	W SO	2-1	8-4-1	12, <b>29!</b>	0-2	2-2	30-29	20	17,562
14	10/30	Colorado	W	3-1	9-4-1	29, <b>15</b> , 64	0-5	5-5	46-25	20	17,562
15	11/1	@Carolina	W	5-1	10-4-1	40, <b>59</b> , 3, 44, <u>12</u>	1-5	3-3	25-26	20	15,089
16	11/4	@Columbus	W SO	3-2	11-4-1	19, <u>15</u> , <b>22!</b>	1-2	0-1	38-28	20	13,401
17	11/5	@Detroit	OT SO	2-1	11-4-2	39	0-3	2-2	34-36	20	19,558
18	11/7	Pittsburgh	W	5-0	12-4-2	<b>64</b> , 8, 22, 15, <u>27</u>	2-6	4-4	35-27	20	17,562
19	11/10	Nashville	W	4-3	13-4-2	8, 64, 16, <b>22</b>	0-1	2-2	29-26	1	17,562
20	11/12	Dallas	OT SO	3-2	13-4-3	15, 29	0-3	5-5	32-36	20	17,562
21	11/14	@St. Louis	W	3-1	14-4-3	<u>15</u> , <b>41</b> , <u>19</u> ^	2-5	6-6	17-39	20	19,150
22	11/15	@Chicago	L*	4-3	14-4-4	15, <u>60</u> , <u>12</u>	1-4	2-2	23-30	20	21,130
23	11/17	@Nashville	L	4-3	14-5-4	21*, 19, 12	0-2	2-4	32-31	1	13,324
24	11/20	Philadelphia	W	6-3	15-5-4	<u>27</u> , 15, 12, <b>15*</b> , <u>15</u> , 29	2-5	3-3	29-29	20	17,562
25	11/21	@Anaheim	W	3-2	16-5-4	29, <u>15</u> , <b>19</b>	1-3	2-4	36-30	20	15,066
26	11/25	Chicago	L	7-2	16-6-4	<u>22</u> , 8	1-6	2-2	24-41	20/1	17,562
27	11/27	@Edmonton	W SO	5-4	17-6-4	12, 12, 29, 12*, <b>8!</b>	0-3	4-4	31-33	20	16,839
28	11/29	@Vancouver	W	4-2	18-6-4	68, <u>22</u> , <b>27</b> , 64	1-5	4-4	27-30	20	18,810
29	12/1	Ottawa	W	5-2	19-6-4	12, 64, <b>12</b> , 29, 27^	0-3	3-4	33-27	1	17,562
30	12/3	St. Louis	OT SO	3-2	19-6-5	15, 8	0-5	3-3	34-30	20	17,424
31	12/5	Calgary	L	2-1	19-7-5	29	0-3	5-5	36-36	20	17,562
32	12/9	Los Angeles	L*	5-4	19-7-6	8, <u>12</u> , 22, 27	1-7	3-5	34-28	20	17,562
33	12/11	Dallas	OT SO	3-2	19-7-7	15, 4	0-2	4-5	35-44	20	17,562
34	12/12	@Phoenix	L	2-1	19-8-7	15	1-5	7-8	38-25	1	10,650
35	12/17	Anaheim	W	4-1	20-8-7	19, <b>12</b> , <u>19</u> , 16	1-5	3-4	37-21	20	17,562
36	12/21	@Dallas	W	4-2	21-8-7	8, 12, <b>12</b> , 29^	0-0	4-5	31-38	20	18,532



**2009-10 GAME-BY-GAME RESULTS**

NO	DATE	TEAM	DEC	SCORE	RECORD	SJ GOALS	PP	PK	SF-SA	GOALIE	ATT
37	12/22	@Chicago	W	3-2	22-8-7	15, 19*, <b>60</b>	0-5	7-7	14-47	20	21,614
38	12/26	Anaheim	W	5-2	23-8-7	12, <u>12</u> , <b>15</b> , <u>29</u> , 64	2-2	4-4	25-32	20	17,562
39	12/28	Phoenix	W SO	3-2	24-8-7	16, 8*, <b>8!</b>	0-3	3-3	38-33	20	17,562
40	12/30	Washington	W	5-2	25-8-7	8, 17, <b>29#</b> , 8, 19#	0-3	4-4	33-26	20	17,562
41	12/31	@Phoenix	W SO	3-2	26-8-7	40, <u>22</u> , <b>29!</b>	1-4	6-6	33-36	1	12,472
42	1/2	Edmonton	W	4-1	27-8-7	64, <b>3</b> , 15, 12	0-4	5-5	27-23	20	17,562
43	1/4	Los Angeles	L	6-2	27-9-7	<u>3</u> , 12	1-5	2-5	47-20	<b>20/1</b>	17,562
44	1/6	St. Louis	W*	2-1	28-9-7	<u>12</u> , <b>15</b>	1-4	4-5	44-29	20	17,562
45	1/9	Detroit	L	4-1	28-10-7	12	0-2	1-1	32-22	20	17,562
46	1/11	@Los Angeles	W	2-1	29-10-7	<b>22</b> , <b>15</b>	1-3	5-5	36-34	20	17,821
47	1/12	@Phoenix	W	3-1	30-10-7	12*, <u>12</u> , 15	1-4	7-7	32-33	20	9,248
48	1/14	Boston	OT SO	2-1	30-10-8	19	0-2	2-2	42-31	20	17,562
49	1/16	Edmonton	W	4-2	31-10-8	12, <u>16</u> , <b>16</b> , 19	1-3	1-1	36-29	1	17,562
50	1/18	Calgary	W	9-1	32-10-8	8, <u>27</u> , 21, 41, <u>15</u> , 29, 16, <u>4</u> , 15	2-5	3-3	46-22	20	17,562
51	1/19	@Los Angeles	W	5-1	33-10-8	<u>12</u> , <b>22</b> , 29, <u>12</u> , <u>29</u>	3-3	5-5	24-37	20	16,212
52	1/21	Anaheim	W	3-1	34-10-8	<u>44</u> , <b>4</b> , 12^	1-6	5-5	25-27	20	17,562
53	1/23	Buffalo	W	5-2	35-10-8	8, 15, <b>8</b> , 41, 41^	0-4	3-4	40-24	20	17,562
54	1/28	Chicago	L*	4-3	35-10-9	8, <u>8</u> , 27	1-3	2-2	37-39	20	17,562
55	1/30	Minnesota	W	5-2	36-10-9	<u>60</u> , <u>60</u> , <b>8</b> , <u>12</u> , 12	4-7	3-5	36-38	20	17,562
56	2/2	Detroit	L	4-2	36-11-9	19, 19	0-3	4-6	34-37	20	17,562
57	2/4	@St. Louis	W	4-2	37-11-9	12, 29, <b>16</b> , 21	1-3	3-4	31-37	1	19,150
58	2/6	@Nashville	W	4-3	38-11-9	59, <u>15</u> , <b>4</b> , <u>15</u>	2-4	2-3	29-38	20	16,007
59	2/8	@Toronto	W	3-2	39-11-9	22, <b>8</b> , <b>29</b>	0-2	2-3	26-34	20	19,460
60	2/10	@Columbus	L	3-0	39-12-9	None	0-3	4-4	40-21	1	15,234
61	2/11	@Detroit	W SO	3-2	40-12-9	19, 36, <b>12!</b>	0-2	5-6	26-52	20	20,066
62	2/13	@Buffalo	L	3-1	40-13-9	40	0-4	2-2	28-28	20	18,690
63	3/2	New Jersey	L	4-3	40-14-9	16, <u>16</u> , 8	1-1	2-3	20-25	20	17,562
64	3/4	Montreal	W	3-2	41-14-9	12*, <u>15</u> , <b>27</b>	1-4	3-4	40-30	20	17,562
65	3/6	Columbus	W	2-1	42-14-9	<u>15</u> , <b>8</b>	1-8	4-4	44-22	20	17,562
66	3/11	Nashville	W	8-5	43-14-9	15, <u>19</u> , <u>15</u> , 27, 8, <b>8</b> , 12, 28^	2-3	2-4	26-45	20	17,562
67	3/13	Florida	L*	3-2	43-14-10	29, <u>12</u>	1-2	3-3	39-28	1	17,562
68	3/14	@Anaheim	L	4-2	43-15-10	19, 64	0-4	6-6	33-33	20	16,317
69	3/16	@Dallas	L	8-2	43-16-10	<u>22</u> , 16	1-5	3-5	47-31	<b>20/1</b>	18,532
70	3/18	@Vancouver	L	3-2	43-17-10	29, 8	0-2	1-3	34-26	20	18,810
71	3/19	@Calgary	L	4-3	43-18-10	15, 27, 22	0-3	3-3	28-24	20	19,289
72	3/21	@Edmonton	L	5-1	43-19-10	29	0-4	2-2	28-25	20	16,839
73	3/23	@Minnesota	W	4-1	44-19-10	8, <b>15</b> , 17, 19^	0-5	3-4	17-19	20	18,551
74	3/25	Dallas	W	3-0	45-19-10	<u>22</u> , <b>4</b> , 39	2-7	2-2	41-27	20	17,562
75	3/27	Vancouver	W	4-2	46-19-10	<u>15</u> , 12, <b>8</b> , 29^	1-3	3-4	30-37	20	17,562
76	3/28	Colorado	W	4-3	47-19-10	<u>16</u> , 41, 22, <b>16</b>	1-1	2-3	32-45	1	17,562
77	3/31	@Dallas	L	5-1	47-20-10	<u>39</u>	1-6	6-7	30-29	<b>20/1</b>	17,263
78	4/2	@Minnesota	W	3-2	48-20-10	27, 21, <b>39</b>	0-3	5-6	28-29	20	18,583
79	4/4	@Colorado	L*	5-4	48-20-11	3, 64, 12, 8	0-3	5-6	22-40	20	12,893
80	4/6	@Calgary	W	2-1	49-20-11	<u>4</u> , <b>64</b>	1-2	3-4	26-39	20	19,289
81	4/8	Vancouver	W	4-2	50-20-11	8, 39, <b>19</b> , 27	0-6	5-5	31-32	20	17,562
82	4/10	Phoenix	W SO	3-2	51-20-11	16, 12, <b>39!</b>	0-2	0-0	30-29	20	17,562

**KEY:** W\* = overtime win, L\* = overtime loss, W SO = Shootout win, OT SO = shootout loss, power play, shorthanded \*, **game-winning**, penalty shot #, empty net ^, shootout determining goal!

**GOALTENDERS:** 1 — Greiss; 20 — Nabokov.

Goaltender receiving decision under multiple entries is in **BOLD**.





## FRANCHISE RECORDS TIED OR SET IN 2009-10

(\* — TIED FRANCHISE RECORD)

### INDIVIDUAL

**MOST ASSISTS BY A DEFENSEMAN IN A SEASON** — Dan Boyle, 43

**MOST ASSISTS, GAME** — 4 (18 times, most recent — Joe Thornton, 11/20/09 vs. Philadelphia [6-3 W])\*

**BEST PLUS/MINUS, GAME** — plus-6 (2 times, most recent, Dany Heatley, 10/8/09 vs. Columbus [6-3 W])\*

**MOST POINTS, PERIOD** — 4, (5 times, most recent — Joe Pavelski (2-2=4), 3/11/10 vs. Nashville [8-5 W, 3rd period])\*

**MOST SHOTS, PERIOD** — 7, (2 times, most recent — Dany Heatley, 12/3/09 vs. St. Louis [2-3 LSO], 1st period)\*

**WORST PLUS/MINUS BY OPPONENT, GAME** — minus-6, Ryan Suter, 3/11/10 vs. Nashville (8-5 W)

**MOST CONSECUTIVE GAMES, ASSIST** — 9, Joe Thornton [2-15=17], 11/15/09 thru 12/3/09

**MOST CONSECUTIVE GAMES PLAYED** — 379, Joe Thornton — 12/2/05 thru 3/27/10

### GOALTENDING

**MOST MINUTES, GAME** — 65:00 (86 times, most recent — Evgeni Nabokov, 4/10/10 vs. Phoenix [3-2 WSO])\*

**FEWEST GOALS ALLOWED, GAME** — 0 (99 times, most recent — Evgeni Nabokov, 3/25/10 vs. Dallas [3-0 W])\*

### TEAM, GAME

**WIDEST MARGIN OF VICTORY, HOME** — 8 goals, 1/18/10 vs. Calgary [9-1 W]

**MOST GOALS FOR, PERIOD AT HOME** — 6 (2 times, most recent — 3/11/10 vs. Nashville [8-5 W], 3rd period)\*

**MOST PPG FOR, GAME ON ROAD** — 4 (3 times, most recent — 10/6/09 at Los Angeles [4-6 L], 4 of 4)\*

**EARLIEST GOAL FROM START OF 3rd PERIOD, FOR** — :09 (2 times, most recent — 10/10/09 vs. Minnesota [4-2 W], Patrick Marleau)\*

**FEWEST GOALS ALLOWED, GAME AT HOME** — 0 (52 times, most recent — 3/25/10 vs. Dallas [3-0 W])\*

**FEWEST GOALS BY BOTH TEAMS, GAME AT HOME** — 0 (6 times, most recent — 10/12/09 vs. Phoenix [0-1 LSO])\*

**FEWEST POINTS AGAINST, GAME** — 0 (99 times, most recent — 3/25/10 vs. Dallas [3-0 W])\*

**FEWEST PENALTIES FOR, GAME AT HOME** — 0 (2 times, most recent — 4/10/10 vs. Phoenix [3-2 WSO]), 0 PIM\*

**FEWEST PIM FOR, GAME AT HOME** — 0 (2 times, most recent — 4/10/10 vs. Phoenix [3-2 WSO])\*

**FEWEST PENALTY MINUTES, GAME BY BOTH TEAMS, HOME** — 4 (2 times, most recent — 4/10/10 vs. Phoenix [3-2 WSO]; 4 PHX, 0 S.J.)\*

**FEWEST PENALTIES, GAME BY BOTH TEAMS, HOME** — 2, (2 times, most recent — 4/10/10 vs. Phoenix [3-2 WSO]; 0 S.J., 2 PHX)\*



Dany Heatley had a memorable regular season debut in San Jose. On Oct. 8, 2009 vs. Columbus, he recorded a hat trick in a 6-3 win.





## INDIVIDUAL LEADERS

### POINTS

### GOALS

### ASSISTS

### PP GOALS

### SH GOALS

### GW GOALS

### 3+ GOALS

### PIM

### SHOTS

Thornton (89), Marleau (83), Heatley (82)  
 Marleau (44), Heatley (39), Pavelski (25)  
 Thornton (69), Boyle (43), Heatley (43)  
 Heatley (18), Marleau (12), Setoguchi (8)  
 Marleau (4), Nichol, Thornton, Heatley, Pavelski (1)  
 Heatley (9), Marleau (6), Pavelski (5)  
 Heatley (2), Marleau (1)  
 Clowe (131), Staubitz (110), Shelley (78)  
 Heatley (280), Marleau (274), Pavelski (228)

### GOALTENDERS

### GAMES PLAYED

### MINUTES

### WINS

### GOALS-AGAINST AVG.

### SAVE PERCENTAGE

### SHUTOUTS

Nabokov (71), Greiss (16)  
 Nabokov (4194), Greiss (782)  
 Nabokov (44), Greiss (7)  
 Nabokov (2.43), Greiss (2.69)  
 Nabokov (.922), Greiss (.912)  
 Nabokov (3)



*In 2009-10, Joe Thornton led the Sharks with 89 points — the fifth straight year he's scored 80-plus points.*





## 2009-10 SHARKS HIGHS/LOWS

SEASON	GOALS	ALL-TIME
9, 1/18/10 vs. Calgary (9-1 W)	<b>Most, Game</b>	10, 2X, MR, 3/30/01 vs. Columbus (10-2 W)
0, 2X MR, 2/10/10 at Columbus (0-3 L)	<b>Fewest, Game</b>	0, 87X MR, 2/10/10 at Columbus (0-3 L)
8, 3/16/10 at Dallas (2-8 L)	<b>Most Allowed</b>	13, 2/10/93 at Calgary (1-13 L)
0, 2X MR, 3/25/10 vs. Dallas (3-0 W)	<b>Fewest Allowed</b>	0, 99X MR, 3/25/10 vs. Dallas (3-0 W)
6, 3/11/10 vs. Nashville (8-5 W)	<b>Most, Period</b>	6, 2X MR, 3/11/10 vs. Nashville (8-5 W), 3rd
4, 3/16/10 at Dallas (2-8 L), 3rd	<b>Most Allowed, Period</b>	8, 12/17/91 at Pittsburgh (2-10 L), 2nd
SEASON	SHOTS	ALL-TIME
47, 2X MR, 3/16/10 at Dallas (2-8 L)	<b>Most, Game</b>	57, 11/11/08 vs. Nashville (3-4 L OT)
14, 12/22/09 at Chicago (3-2 W)	<b>Fewest, Game</b>	9, 11/4/98 vs. Dallas (4-0 W)
52, 2/11/10 at Detroit (3-2 W SO)	<b>Most Faced, Game</b>	59, 12/26/92 vs. Los Angeles (7-2 W)
19, 3/23/10 at Minnesota (4-1 W)	<b>Fewest Faced, Game</b>	11, 10/28/08 vs. Pittsburgh (2-1 W)
20, 2X MR, 2/10/10 at Columbus (0-3 L), 3rd	<b>Most, Period</b>	26, 10/4/99 vs. Chicago (7-1 W), 3rd
3, 3X MR, 12/26/09 vs. Anaheim (5-2 W), 3rd	<b>Fewest, Period</b>	0, 2X MR 2/26/98 vs. St. Louis (3-1 W), 3rd
21, 2X MR, 12/22/09 at Chicago (3-2 W), 3rd	<b>Most Faced, Period</b>	25, 3X MR, 3/5/96 at Colorado (5-3 W), 3rd
1, 10/1/09 at Colorado (2-5 L), 3rd	<b>Fewest Faced, Period</b>	0, 4X MR, 3/21/08 vs. Anaheim (2-1 W), 3rd
SEASON	SPECIAL TEAMS	ALL-TIME
4, 2X MR, 1/30/10 vs. Minnesota (5-2 W)	<b>Most PPG, Game</b>	6, 1/7/07 vs. Detroit (9-4 W)
3, 1/4/10 vs. Los Angeles (2-6 L)	<b>Most PPG Allowed, Game</b>	5, 5X MR, 2/18/04 at Nashville (3-7 L)
1, 8X MR, 3/4/10 vs. Montreal (3-2 W)	<b>Most SHG, Game</b>	3, 10/18/96 at Anaheim (4-1 W)
3, 11/25/09 vs. Chicago (2-7 L)	<b>Most SHG Allowed, Game</b>	3, 11/25/09 vs. Chicago (2-7L)
14, 4/8/10 vs. Vancouver (4-2 W), 58 PIM	<b>Most Penalties For, Game</b>	21, 1/26/93 at Los Angeles (1-7 L), 92 PIM
12, 2X MR, 4/8/10 vs. Vancouver (4-2 W), 38 PIM	<b>Most Penalties by Opp., Game</b>	22, 2/18/93 vs. Winnipeg (5-3 W), 82 PIM
0, 4/10/10 vs. Phoenix (3-2 WSO), 0 PIM	<b>Fewest Penalties For, Game</b>	0, 4X MR, 4/10/10 vs. Phoenix (3-2 WSO)
1, 3X MR, 3/2/10 vs. NJ (3-4 L), 2 PIM	<b>Fewest Penalties by Opp., Game</b>	1, 18X MR, 12/21/09 at Dallas (4-2 W), 2 PIM
58, 4/8/10 vs. Vancouver (4-2 W), 14 penalties	<b>Most PIM, Game</b>	102, 2/5/97 vs. Los Angeles (3-2 W), 17 penalties
0, 4/10/10 vs. Phoenix (3-2 WSO), 0 penalties	<b>Fewest PIM, Game</b>	0, 4X MR, 4/10/10 vs. Phoenix (3-2 WSO), 0 penalties
SEASON	OVERALL STREAKS	ALL-TIME
8, 12/17/09 at Anaheim through 1/2/10 vs. Edmonton (8-0-0)	<b>Longest Winning</b>	11, 2/21/08 at Philadelphia through 3/14/08 vs. St. Louis (11-0-0)





## 2009-10 SHARKS HIGHS/LOWS

SEASON	OVERALL STREAKS	ALL-TIME
8, 12/17/09 at Anaheim through 1/2/10 vs. Edmonton (8-0-0)	<b>Longest Unbeaten</b>	11, 2/21/08 at Philadelphia through 3/14/08 vs. St. Louis (11-0-0)
12, 10/24/09 at Atlanta (4-3 W) through 11/15 at Chicago (3-4 LOT) (9-0-3)	<b>Most Games Recording a Point</b>	20, 2/21/08 at Philadelphia through 4/1/08 vs. Los Angeles (18-0-2)
5, 3/14/10 at Anaheim (2-4 L) through 3/21/10 at Edmonton (1-5 L) (0-5-0)	<b>Longest Losing in Regulation</b>	17 games, 1/4/93 vs. Montreal through 2/12/93 at Edmonton (ties NHL record)
6, 3/13/10 vs. Florida through 3/21/10 at Edmonton, (0-5-1)	<b>Longest Winless</b>	20 games, 12/29/92 at Vancouver through 2/12/93 at Edmonton (0-19-1)
SEASON	RTSS (REAL TIME SCORING STATISTICS)	ALL-TIME
39, 3/27/10 vs. Vancouver (4-2 W)	<b>Hits, Game</b>	50, 12/4/06 at Dallas (0-1 L)
23, 2/2/10 vs. Detroit (2-4 L)	<b>Blocked Shots, Game</b>	25, 11/28/07 vs. Los Angeles (2-3 LSO)
16, 4/10/10 vs. Phoenix (3-2 WSO)	<b>Takeaways, Game</b>	29, 10/22/01 at New York Rangers (5-1 W)
SEASON	SHARKS INDIVIDUAL	ALL-TIME
4, 8X MR, P. Marleau (1-3=4), 3/27/10 vs. Vancouver (4-2 W)	<b>Most Points, Game</b>	6, O. Nolan (3-3=6) 10/4/99 vs. Chicago (7-1 W)
3, 3X, P. Marleau (3-1=4), 11/27/09 at Edmonton (5-4 W SO)	<b>Most Goals, Game</b>	4, O. Nolan (4-1=5), 12/19/95 at Anaheim
4, 2X, J. Thornton (0-4=4), 11/20/09 vs. Philadelphia (6-3 W)	<b>Most Assists, Game</b>	4, 16X MR, J. Thornton, 2/13/09 at Buffalo (5-6 L SO)
50, E. Nabokov, 2/11/10 at Detroit (3-2 W SO)	<b>Most Saves, Game</b>	57, Jeff Hackett, 12/26/92 vs. Los Angeles (7-2 W)
9, J. Pavelski, 3/18/10 at Vancouver (2-3 L)	<b>Most Shots, Game</b>	10, 3X MR, D. Setoguchi, 11/11/08 vs. Nashville (3-4 L OT)
8, 2X, MR D. Murray, 3/14/10 at Anaheim (2-4 L)	<b>Most Hits, Game</b>	9, 2X MR, 2/23/09 at Dallas (1-0 W)
6, 2X MR, D. Boyle, 1/6/10 vs. St. Louis (2-1 WOT)	<b>Most Blocked Shots, Game</b>	6, 10X MR, D. Boyle, 1/6/10 vs. St. Louis (2-1 WOT)
5, M. Malhotra, 4/10/10 vs. Phoenix (3-2 WSO)	<b>Most Takeaways, Game</b>	5, 5X MR, M. Malhotra, 4/10/10 vs. Phoenix (3-2 WSO)
17, 3X MR, N. Wallin, 4/8/10 vs. Vancouver (4-2 W), 3 penalties	<b>Most PIM, Game</b>	41, J. Shelley, 4/6/08 at Dallas (2-4 L), 7 penalties
SEASON	OPPONENTS INDIVIDUAL	ALL-TIME
4, 3X MR, M. Ribeiro (2-2=4), 3/16/10 at Dallas (2-8 L)	<b>Most Points, Game</b>	7, M. Lemieux (1-6=7), 12/5/92 vs. Pittsburgh (4-9 L)
3, S. Ott (3-0=3), 3/31/10 at Dallas (1-5 L)	<b>Most Goals, Game</b>	5, M. Ricci, 2/17/94 vs. Quebec (2-8 L)
4, D. Doughty (0-4=4), 1/4/10 vs. Los Angeles (2-6 L)	<b>Most Assists, Game</b>	6, M. Lemieux, 12/5/92 vs. Pittsburgh (4-9 L)
45, 2X MR, K. Lehtonen, 3/16/10 at Dallas (2-8 L)	<b>Most Saves, Game</b>	54, D. Ellis, 11/11/08 vs. Nashville (3-4 LOT)





## SHARKS 2009-10 SEASON RECORD BOOK

### HAT TRICKS

#### SHARKS (3)

Goals	Player	Date	Game	Score	Goaltender(s)
3	Patrick Marleau	Nov. 27, 2009	at Edmonton	5-4 W (SO)	Jeff Deslauriers
3	Dany Heatley	Nov. 20, 2009	vs. Philadelphia	6-3 W	Ray Emery
3	Dany Heatley	Oct. 8, 2009	vs. Columbus	6-3 W	S. Mason (2), M. Garon (1)

#### OPPONENT (1)

Goals	Player	Date	Game	Score	Goaltender(s)
3	Steve Ott	March 31, 2010	at Dallas	1-5 L	Evgeni Nabokov

### SHUTOUTS

#### SHARKS (3)

Date	Opponent	Goaltender	Score	Saves
March 25, 2010	vs. Dallas	Evgeni Nabokov	3-0 W	27
Nov. 7, 2009	vs. Pittsburgh	Evgeni Nabokov	5-0 W	27
Oct. 8, 2009	vs. Columbus	Evgeni Nabokov	0-1 SOL	30 (1/3 in SO)

#### OPPONENTS (2)

Date	Opponent	Goaltender	Score	Saves
Feb. 10, 2010	at Columbus	Steve Mason	0-3	40
Oct. 12, 2009	vs. Phoenix	Ilya Bryzgalov	1-0 SOW	26 (2/3 in SO)

### PENALTY SHOTS

#### SHARKS (5)

Date	Opponent	Player	Goaltender	Result	Time	Period	Score
March 4, 2010	vs. Montreal	Dan Boyle	Carey Price	Unsuccessful	13:31	2nd	3-2 W
Dec. 30, 2009	vs. Washington	Joe Thornton	Michael Neuvirth	Successful	8:08	3rd	5-2 W
Dec. 30, 2009	vs. Washington	Ryane Clowe	Michael Neuvirth	Successful	16:37	2nd	5-2 W
Dec. 17, 2009	vs. Anaheim	Torrey Mitchell	J.S. Giguere	Unsuccessful	13:40	1st	4-1 W
Oct. 8, 2009	vs. Columbus	Dany Heatley	Mathieu Garon	Successful	7:08	3rd	6-3 W

#### OPPONENTS (1)

Date	Opponent	Player	Goaltender	Result	Time	Period	Score
April 2, 2010	vs. Phoenix	J. Sheppard	Evgeni Nabokov	Unsuccessful	10:53	2nd	3-2 W

### EXTRA ATTACKER GOALS

#### SHARKS (4)

Date	Opponent	Goal Scorer	Time	Period	Score
March 19, 2010	at Calgary	Dan Boyle	18:09	3rd	3-4 L
Nov. 27, 2009	at Edmonton	Ryane Clowe	8:28	3rd	5-4 W SO
Nov. 17, 2009	at Nashville	Patrick Marleau	19:08	3rd	3-4 L
Nov. 17, 2009	at Nashville	Scott Nichol (SH)	14:23	1st	3-4 L

#### OPPONENTS (2)

Date	Opponent	Goal Scorer	Time	Period	Score
Dec. 22, 2009	at Chicago	Marian Hossa	18:09	3rd	3-2 W
Dec. 3, 2009	vs. St. Louis	Carlo Colaiacovo	19:53	3rd	2-3 L (SO)





## SHARKS 2009-10 SEASON RECORD BOOK

## OVERTIME VICTORIES (1)

Date	Opponent	GWG	Goaltender	Time	Score
Jan. 6, 2010	vs. St. Louis	Dany Heatley	Chris Mason	4:06	2-1

## SHOOTOUT VICTORIES (7)

Date	Opponent	SJ Winner	SJ Con/Att.	OPP Con/Att.	Score	Goalie (SJ/OPP)
April 10, 2010	vs. Phoenix	Logan Couture	3/5	2/5	3-2	Nabokov/Ilya Bryzgalov
Feb. 11, 2010	at Detroit	Patrick Marleau	1/3	0/3	3-2	Nabokov/Jimmy Howard
Dec. 31, 2009	at Phoenix	Ryane Clowe	1/6	0/6	3-2	Greiss/Ilya Bryzgalov
Dec. 28, 2009	vs. Phoenix	Joe Pavelski	1/2	0/3	3-2	Nabokov/Ilya Bryzgalov
Nov. 27, 2009	at Edmonton	Joe Pavelski	1/2	0/3	5-4	Nabokov/Jeff Deslauriers
Nov. 4, 2009	at Columbus	Dan Boyle	1/2	0/3	3-2	Nabokov/Steve Mason
Oct. 28, 2009	vs. Los Angeles	Ryane Clowe	2/6	1/6	2-1	Nabokov/Jonathan Quick

## OVERTIME LOSSES (5)

DATE	OPPONENT	GWG	GOALTENDER	TIME	SCORE
April 4, 2010	at Colorado	John-Michael Liles	Evgeni Nabokov	2:59	4-5
March 13, 2010	vs. Florida	Bryan Allen	Thomas Greiss	2:46	2-3
Jan. 28, 2010	vs. Chicago	Troy Brouwer	Evgeni Nabokov	1:37	3-4
Dec. 9, 2009	vs. Los Angeles	Dustin Brown	Evgeni Nabokov	1:16	4-5
Nov. 15, 2009	at Chicago	Brent Seabrook	Evgeni Nabokov	:41	3-4

## SHOOTOUT LOSSES (6)

Date	Opponent	SJ Winner	SJ Con/Att.	OPP Con/Att.	Score	Goalie (SJ/OPP)
Jan. 14, 2010	vs. Boston	Zdeno Chara	0/4	1/4	1-2	Nabokov/Tim Thomas
Dec. 11, 2009	vs. Dallas	Matt Niskanen	1/11*	2/11*	2-3	Nabokov/Marty Turco
Dec. 3, 2009	vs. St. Louis	T.J. Oshie	1/3	2/3	2-3	Nabokov/Ty Conklin
Nov. 12, 2009	vs. Dallas	Stephan Robidas	0/3	1/3	2-3	Nabokov/Marty Turco
Nov. 5, 2009	at Detroit	Pavel Datsyuk	0/2	2/3	1-2	Nabokov/Chris Osgood
Oct. 12, 2009	vs. Phoenix	Lauri Korpikoski	1/3	2/3	0-1	Nabokov/Ilya Bryzgalov

\* — franchise record



Dan Boyle had one of San Jose's seven shootout-winning goals in 2009-10.





## TRANSACTIONS SINCE 2009-10

(through Sept. 2, 2010)

9/2/10	Signed G Antti Niemi
8/5/10	Signed D Derek Joslin and C Steven Zalewski
8/4/10	Signed RW Jamal Mayers
7/31/10	Signed RW Devin Setoguchi
7/30/10	Signed D Jason Demers to a two-year contract extension
	Signed D Mike Moore
7/15/10	Signed D Sean Sullivan and F T.J. Trevelyan
7/12/10	Chicago matches offer sheet to D Niclas Hjalmarsson
7/9/10	Signed Chicago RFA D Niklas Hjalmarsson to an offer sheet
7/7/10	Signed D Jay Leach
7/1/10	Signed G Antero Niittymäki and RW Cam MacIntyre
6/26/10	<b>Acquired a sixth round selection in the 2010 NHL Entry Draft (163rd overall, Konrad Abeltshauser) from Calgary in exchange for G Henrik Karlsson</b>
	<b>Acquired a seventh round selection in the 2010 NHL Entry Draft (200th overall, Chris Crane) from Pittsburgh in exchange for a seventh round selection in the 2011 NHL Entry Draft</b>
	Re-signed C Scott Nichol, D Niclas Wallin and C Andrew Desjardins
6/24/10	Re-signed LW Patrick Marleau and C Joe Pavelski
6/23/10	<b>Acquired D Michael Vernace, LW Brett Stirling and a seventh round selection in the 2010 NHL Entry Draft (188th overall, Lee Moffie) from Atlanta in exchange for future considerations</b>
6/21/10	<b>Acquired a fifth round selection in the 2010 NHL Entry Draft (129th overall, Freddie Hamilton) from Minnesota in exchange for RW Brad Staubitz</b>
6/18/10	Announced retirement of D Rob Blake
6/1/10	Signed C Tommy Wingels, D Taylor Doherty, C Marek Viedensky, G Harri Sateri and G Carter Hutton
4/5/10	Signed F Cam MacIntyre to an entry level contract
3/24/10	Signed D Justin Braun to an entry-level contract
3/23/10	Signed unrestricted free agent F James Marcou and D Matt Irwin to entry level contracts
3/22/10	Signed unrestricted free agent F Tony Lucia and D Nick Schaus to entry level contracts.
3/2/10	<b>Acquired D Brett Westgarth from the New York Islanders for future considerations and was reassigned to Worcester</b>
2/12/10	<b>Acquired a conditional sixth round pick in the 2011 NHL Entry Draft from the New York Rangers in exchange for LW Jody Shelley</b>
2/7/10	<b>Acquired D Niclas Wallin and a fifth round pick in the 2010 NHL Entry Draft (127th overall, Cody Ferriero) from Carolina for a second round selection in the 2010 NHL Entry Draft (from BUF)</b>
12/1/09	Claimed D Jay Leach off waivers from Montreal
9/29/09	Signed G Thomas Heemskerk
9/23/09	Signed C Manny Malhotra





*Evgeni Nabokov ended his Sharks career at the top of most of the team's all-time goaltending records.*

## *RECORD BOOK*



## ALL-TIME SHARKS REGULAR SEASON RECORDS

(& Indicates set NHL Record; \$ Indicates tied NHL Record)

### TEAM — GOALS

**MOST GOALS, GAME AT HOME** — 10, 3/30/02 vs. Columbus (10-2 W)

**MOST GOALS, GAME ON ROAD** — 10, 1/13/96 at Pittsburgh (10-8 W)

**MOST GOALS AGAINST, GAME AT HOME** — 11, 11/8/92 vs. Los Angeles (4-11 L)

**MOST GOALS AGAINST, GAME ON ROAD** — 13, 2/10/93 at Calgary (1-13 L)

**MOST GOALS, GAME BY BOTH TEAMS AT HOME** — 15 (2 times, most recent — 12/12/92 vs. Quebec [7-8 L OT])

**MOST GOALS, GAME BY BOTH TEAMS ON ROAD** — 18, 1/13/96 at Pittsburgh (10-8 W)

**FEWEST GOALS, GAME AT HOME** — 0 (43 times, most recent — 10/12/09 vs. Phoenix [0-1 LSO])

**FEWEST GOALS, GAME ON ROAD** — 0 (44 times, most recent — 2/10/10 at Columbus [0-3 L])

**FEWEST GOALS ALLOWED, GAME AT HOME** — 0 (52 times, most recent — 3/25/10 vs. Dallas [3-0 W])

**FEWEST GOALS ALLOWED, GAME ON ROAD** — 0 (47 times, most recent — 3/15/09 at Anaheim [1-0 W])

**FEWEST GOALS BY BOTH TEAMS, GAME AT HOME** — 0 (6 times, most recent — 10/12/09 vs. Phoenix [0-1 LSO])

**FEWEST GOALS BY BOTH TEAMS, GAME ON ROAD** — 0 (3 times, most recent — 3/26/01 at Los Angeles [0-0 T])

**EARLIEST GOAL FROM START OF GAME, FOR** — :08, 1/11/00 vs. St. Louis (2-5 L); Stephane Matteau

**EARLIEST GOAL FROM START OF 2nd PERIOD, FOR** — :12, 11/28/92 at Minnesota (3-10 L); Lyndon Byers

**EARLIEST GOAL FROM START OF 3rd PERIOD, FOR** — :09, 2 times, most recent — 10/10/09 vs. Minnesota (4-2 W); Patrick Marleau

**EARLIEST GOAL FROM START OF OVERTIME, FOR** — :22, 12/3/91 vs. Los Angeles (3-2 W OT); Brian Mullen

**EARLIEST GOAL FROM START OF GAME, AGAINST** — :14, 11/25/95 vs. Vancouver (7-2 W); Martin Gelinas

**EARLIEST GOAL FROM START OF 2nd PERIOD, AGAINST** — :12, 10/31/95 vs. N.Y. Rangers (3-5 L); Adam Graves

**EARLIEST GOAL FROM START OF 3rd PERIOD, AGAINST** — :09, 3/23/95 vs. Anaheim (3-6 L); Bobby Dollas

**EARLIEST GOAL FROM START OF OVERTIME, AGAINST** — :19, 3/18/07 at Colorado (3-4 L OT); Milan Hejduk

**FASTEST 2 GOALS FROM START OF GAME, FOR** — :47, 10/22/98 vs. Chicago (2-2 T), O. Nolan, J. Murphy

**FASTEST 3 GOALS FROM START OF GAME, FOR** — 5:56, 3/29/94 vs. Winnipeg (9-4 W), J. Norton, S. Makarov, R. Whitney

**FASTEST 4 GOALS FROM START OF GAME, FOR** — 6:16, 3/29/94 vs. Winnipeg (9-4 W), J. Norton, S. Makarov, R. Whitney, G. Duchesne

**FASTEST 5 GOALS FROM START OF GAME, FOR** — 20:43, 12/23/08 vs. Vancouver (5-0 W), R. Blake, P. Marleau, D. Setoguchi, J. Thornton, T. Plihal

**FASTEST 6 GOALS FROM START OF GAME, FOR** — 22:38, 2/26/92 vs. Quebec (7-4 W), M. Sullivan, D. Bruce, J.F. Quintin, B. Lawton (2), P. Falloon

**FASTEST 2 GOALS FROM START OF GAME, AGAINST** — 1:05, 12/32/92 at Edmonton (2-4 L), P. Klima, Scott Mellanby

**FASTEST 3 GOALS FROM START OF GAME, AGAINST** — 6:24, 10/16/91 at Los Angeles (5-8 L), P. Ahola, B. Kudelski (2)

**FASTEST 4 GOALS FROM START OF GAME, AGAINST** — 9:51, 11/8/92 vs. Los Angeles (4-11 L), L. Robitaille, J. Kurri, C. Millen, L. Robitaille

**FASTEST 5 GOALS FROM START OF GAME, AGAINST** — 14:11, 12/5/95 at Colorado (2-12 L), V. Kamensky, M. Ricci, P. Forsberg, V. Kamensky, M. Rucinsky

**FASTEST 6 GOALS FROM START OF GAME, AGAINST** — 19:17, 12/5/95 at Colorado (2-12 L), V. Kamensky, M. Ricci, P. Forsberg, V. Kamensky, M. Rucinsky, J. Sakic

**FASTEST 2 GOALS, FOR** — :07, 11/5/92 vs. Buffalo (7-5 W); Larry DePalma, Dave Snuggerud

**FASTEST 3 GOALS, FOR** — :36, 11/3/01 vs. Vancouver (5-1 W), Jeff Jillson, Scott Thornton, Marco Sturm

**FASTEST 4 GOALS, FOR** — 2:27, 3/29/94 vs. Winnipeg (9-4 W); Jeff Norton, Sergei Makarov, Ray Whitney, Gaetan Duchesne

**FASTEST 5 GOALS, FOR** — 12:12, 1/3/09 vs. Tampa Bay (7-1 W); J. Thornton, M. Michalek, R. Clowe, J. Pavelski, T. Plihal





## ALL-TIME SHARKS REGULAR SEASON RECORDS



*Jeff Norton is in the Sharks record book for scoring the three and four fastest goals to start a game.*

**FASTEST 2 GOALS, AGAINST** — :08, 3/15/00 vs. Buffalo (6-5 W OT), Doug Gilmour, Geoff Sanderson  
**FASTEST 3 GOALS, AGAINST** — :36, 2/10/93 at Calgary (1-13 L); Gary Suter, Chris Lindberg, Ronnie Stern  
**FASTEST 4 GOALS, AGAINST** — 1:21, 2/10/93 at Calgary (1-13 L); Theo Fleury, Gary Suter, Chris Lindberg, Ronnie Stern  
**FASTEST 5 GOALS, AGAINST** — 6:43, 10/21/02 vs. Vancouver (2-5 L); Markus Naslund (3), Brendan Morrison, Trent Klatt

**MOST CONSECUTIVE GOALS GAME, FOR** — 9, 1/4/07 vs. Detroit (9-4 W)  
**MOST CONSECUTIVE GOALS GAME, AGAINST** — 13, 2/10/93 at Calgary (1-13 L)

**MOST GOALS FOR, PERIOD AT HOME** — 6, (2 times, most recent — 3/11/10 vs. Nashville (8-5 W), 3rd period)  
**MOST GOALS FOR, PERIOD ON ROAD** — 5 (2 times, most recent — 10/27/96 at Chicago, [7-6 W], 1st period)

**MOST GOALS AGAINST, PERIOD AT HOME** — 6, 12/5/91 vs. Pittsburgh (0-8 L), 2nd period  
**MOST GOALS AGAINST, PERIOD ON ROAD** — 8, 12/17/91 at Pittsburgh (2-10 L), 2nd period

**MOST GOALS FOR, BOTH TEAMS, PERIOD** — 8 (3 times, most recent — 3/29/98 at Toronto, 3rd period [8-5 W], S.J. 4, TOR 4)

## TEAM — POINTS

**MOST POINTS, GAME** — 28, 1/13/96 at Pittsburgh (10-8 W; 10-18=28)  
**MOST POINTS AGAINST, GAME** — 36, 2/10/93 at Calgary (1-13 L)  
**MOST POINTS GAME BY BOTH TEAMS** — 50, 1/13/96 at Pittsburgh (10-8 W); 28 S.J., 22 PIT

**FEWEST POINTS, GAME** — 0 (87 times, most recent — 2/10/10 at Columbus [0-3 L])  
**FEWEST POINTS AGAINST, GAME** — 0 (99 times, most recent — 3/25/10 vs. Dallas [3-0 W])

## TEAM — SHOTS

**MOST SHOTS, GAME AT HOME** — 57, 11/11/08 vs. Nashville (3-4 L OT)  
**MOST SHOTS, GAME ON ROAD** — 50 (two times, most recent — 10/24/08 at Florida [3-4 L])

**MOST SHOTS FACED, GAME AT HOME** — 59, 12/26/92 vs. Los Angeles (7-2 W)  
**MOST SHOTS FACED, GAME ON ROAD** — 57, 3/5/96 at Colorado (5-3 W)

**MOST SHOTS, GAME BY BOTH TEAMS AT HOME** — 99, 12/26/92 vs. Los Angeles (7-2 W); 59 L.A., 40 S.J.  
**MOST SHOTS, GAME BY BOTH TEAMS ON ROAD** — 88, 2/14/92 at Buffalo (6-7 L); Buf 49, S.J. 39





## ALL-TIME SHARKS REGULAR SEASON RECORDS

**FEWEST SHOTS, GAME AT HOME** — 9, 11/4/98 vs. Dallas (4-0 W); Dal 21, S.J. 9  
**FEWEST SHOTS, GAME ON ROAD** — 11, 10/26/07 at Detroit (1-5 L); Det 39, S.J. 11  
**FEWEST SHOTS FACED, GAME AT HOME** — 11, 10/28/08 vs. Pittsburgh (2-1 W)  
**FEWEST SHOTS FACED, GAME ON ROAD** — 13 (2 times, most recent — 1/29/08 at Edmonton [3-0 W])  
**FEWEST SHOTS, GAME BY BOTH TEAMS AT HOME** — 29, 11/27/93 vs. Anaheim (1-0 W); 15 ANA, 14 S.J.  
**FEWEST SHOTS, GAME BY BOTH TEAMS ON ROAD** — 33, 11/20/93 at Hartford (3-2 W); 20 HFD, 13 S.J.  
**MOST SHOTS, PERIOD AT HOME** — 26, 10/4/99 vs. Chicago (7-1 W), 3rd period  
**MOST SHOTS, PERIOD ON ROAD** — 22, (2 times, most recent — 1/28/07 at Vancouver [1-3 L], 2nd period

**MOST SHOTS, OT AT HOME** — 7, 4/7/09 vs. Colorado (1-0 W SO)  
**MOST SHOTS, OT ON ROAD** — 8, 11/1/92 at Chicago (4-4 T)

**MOST SHOTS FACED, PERIOD AT HOME** — 25, 3/6/92 vs. Pittsburgh (3-7 L), 1st period  
**MOST SHOTS FACED, PERIOD ON ROAD** — 25 (2 times, most recent — 3/5/96 at Colorado [5-3 W], 3rd period)

**MOST SHOTS FACED, OT AT HOME** — 6, 11/2/95 vs. New Jersey (3-3 T)  
**MOST SHOTS FACED, OT ON ROAD** — 7 (2 times, most recent — 1/4/01 at Colorado [2-2 T])

**FEWEST SHOTS, PERIOD AT HOME** — 0, 2/26/98 vs. St. Louis (3-1 W), 3rd period  
**FEWEST SHOTS, PERIOD ON ROAD** — 0, 1/24/96 at Detroit (2-4 L), 2nd period  
**FEWEST SHOTS FACED, PERIOD AT HOME** — 0, (3 times, most recent — 3/21/08 vs. Anaheim (2-1 W), 3rd period  
**FEWEST SHOTS FACED, PERIOD ON ROAD** — 0, 11/23/02 at Pittsburgh (1-4 L), 3rd period

**LARGEST MARGIN OUTSHOOTING, HOME** — 30, 3/21/08 vs. Anaheim [2-1 W], 13 ANA, 43 S.J.  
**LARGEST MARGIN OUTSHOOTING, ROAD** — 27, 2/28/09 at Montreal [2-3 L], 21 MTL, 48 S.J.  
**LARGEST MARGIN OUTSHOT, HOME** — 29, 1/11/94 vs. Los Angeles (2-2 T); 39 L.A., 10 S.J.  
**LARGEST MARGIN OUTSHOT, ROAD** — 33, 12/22/09 at Chicago (3-2 W); 47 CHI, 14 S.J.

### TEAM — SPECIAL TEAMS

**MOST PPG FOR, GAME AT HOME** — 6, 1/4/07 vs. Detroit (9-5 W), 6 of 9  
**MOST PPG FOR, GAME ON ROAD** — 4 (3 times, most recent — 10/6/09 at Los Angeles [4-6 L], 4 of 4)

**MOST PPG AGAINST, GAME AT HOME** — 5 (2 times, most recent — 12/5/92 vs. Pittsburgh [4-9 L], 5 of 7)  
**MOST PPG AGAINST, GAME ON ROAD** — 5 (3 times, most recent — 2/18/04 at Nashville [3-7 L], 5 of 7)

**MOST PPG FOR, PERIOD, AT HOME** — 4, 1/4/07 vs. Detroit (9-5 W), 3rd period  
**MOST PPG FOR, PERIOD, ON ROAD** — 3, 12/19/95 at Anaheim (7-4 W), 2nd period

**MOST PPG AGAINST, PERIOD, AT HOME** — 3 (2 times, most recent — 4/07/01 vs. Dallas [4-5 L]), 2nd period  
**MOST PPG AGAINST, PERIOD, ON ROAD** — 4 (2 times, most recent — 1/14/06 at Montreal [2-6 L]), 2nd period

**MOST PPG, GAME BY BOTH TEAMS AT HOME** — 7 (3 times, most recent — 1/6/07 vs. Columbus [5-2 W]); 2 CBJ, 5 S.J.  
**MOST PPG, GAME BY BOTH TEAMS ON ROAD** — 7, 1/11/92 at Minnesota (4-7 L); 4 MIN, 3 S.J.

**MOST PP ATTEMPTS FOR, GAME AT HOME** — 13, (10/21/06 vs. Detroit (5-1 W), 5 of 13  
**MOST PP ATTEMPTS FOR, GAME ON ROAD** — 10 (2 times, most recent, 10/12/06 at Edmonton [4-6 L]), 3 of 10

**MOST PP ATTEMPTS AGAINST, GAME AT HOME** — 11, 12/5/91 vs. Pittsburgh (0-8 L), 5 of 11  
**MOST PP ATTEMPTS AGAINST, GAME ON ROAD** — 13, 3/6/01 at Tampa Bay (1-2 L OT), 0 of 13

**MOST PP ATTEMPTS, GAME, BOTH TEAMS AT HOME** — 19 (5 times, most recent — 10/21/06 vs. Detroit [5-1 W]; DET: 1 of 6, SJ: 5 of 13)  
**MOST PP ATTEMPTS, GAME, BOTH TEAMS ON ROAD** — 21, 3/6/01 at Tampa Bay (1-2 L OT), SJ: 0 of 9, TB: 0 of 13

**MOST CONSECUTIVE GAMES SCORING PPG** — 11, 3/17/09 at Phoenix thru 4/5/09 at Anaheim (13 of 37)  
**MOST CONSECUTIVE GAMES ALLOWING PPG** — 13, 11/22/95 at Detroit thru 12/19/95 at Anaheim (17 of 68)  
**MOST CONSECUTIVE GAMES NOT SCORING A PPG** — 7, 10/4/97 vs. Chicago thru 10/18/97 at Phoenix (0 for 34)  
**MOST CONSECUTIVE GAMES NOT ALLOWING A PPG** — 11, 2/12/03 at Columbus thru 3/6/03 vs. Montreal (0 for 44)  
**MOST CONSECUTIVE CHANCES NOT SCORING PPG** — 41, 10/4/97 vs. Chicago thru 10/18/97 at Phoenix  
**MOST CONSECUTIVE CHANCES NOT ALLOWING PPG** — 45, 2/12/03 at Columbus thru 3/8/03 at Phoenix





## ALL-TIME SHARKS REGULAR SEASON RECORDS

**MOST SHG, GAME** — 3, 10/18/96 at Anaheim (4-1 W)

**MOST SHG ALLOWED, GAME** — 3, 11/25/09 vs. Chicago [2-7 L]

**MOST SHG, PERIOD** — 2, (3 times, most recent — 3/15/00 vs. Buffalo (6-5 W OT), Owen Nolan, Marco Sturm), 1st period

**MOST SHG ALLOWED, PERIOD** — 2 (5 times, most recent — 3/16/10 at Dallas [2-8 L]) 3rd period

**MOST CONSECUTIVE GAMES SCORING A SH GOAL** — 4, 12/1/96 at St. Louis thru 12/11/96 vs. Washington (Bernie Nicholls, Marty McSorley, Ron Sutter, Tony Granato)

**MOST CONSECUTIVE GAMES ALLOWING A SH GOAL** — 3, 11/10/95 vs. Pittsburgh thru 11/14/95 vs. N.Y. Islanders (Ron Francis, Sergei Fedorov, Dan Plante)

**MOST PENALTIES FOR, GAME AT HOME** — 18 (4 times, most recent — 10/4/99 vs. Chicago [7-1 W], 99 PIM)

**MOST PENALTIES FOR, GAME ON ROAD** — 21, 1/26/93 at Los Angeles (1-7 L), 92 PIM

**MOST PENALTIES AGAINST, GAME AT HOME** — 22, 2/18/93 vs. Winnipeg (5-3 W), 82 PIM

**MOST PENALTIES AGAINST, GAME ON ROAD** — 18, 10/13/91 at Chicago (3-7 L)

**MOST PIM FOR, GAME AT HOME** — 102, 2/5/97 vs. Los Angeles (3-2 W), 17 penalties

**MOST PIM FOR, GAME ON ROAD** — 95, 4/6/08 at Dallas (2-4 L), 20 penalties

**MOST PIM AGAINST, GAME AT HOME** — 88, 2/5/97 vs. Los Angeles (3-2 W), 14 penalties

**MOST PIM AGAINST, GAME ON ROAD** — 75, 2/13/97 at Chicago (3-7 L), 17 penalties

**FEWEST PENALTIES FOR, GAME AT HOME** — 0, (2 times, most recent — 4/10/10 vs. Phoenix [3-2 WSO]), 0 PIM

**FEWEST PENALTIES FOR, GAME ON ROAD** — 0 (2 times, most recent — 3/6/07 at Minnesota [3-0 W]), 0 PIM

**FEWEST PENALTIES AGAINST, GAME AT HOME** — 1, (6 times, most recent — 3/2/10 vs. New Jersey [3-4 L]), 2 PIM

**FEWEST PENALTIES AGAINST, GAME ON ROAD** — 1, (13 times, most recent — 12/21/09 at Dallas [4-2 W]), 2 PIM

**FEWEST PIM FOR, GAME AT HOME** — 0, (2 times, most recent — 4/10/10 vs. Phoenix (3-2 WSO))

**FEWEST PIM FOR, GAME ON ROAD** — 0 (2 times, most recent — 3/6/07 at Minnesota [3-0 W])

**FEWEST PIM AGAINST, GAME AT HOME** — 2, (6 times, most recent — 3/2/10 vs. New Jersey [3-4 L]), 1 penalty

**FEWEST PIM AGAINST, GAME ON ROAD** — 2, (12 times, most recent — 12/21/09 at Dallas [4-2 W]), 1 penalty

**MOST PENALTY MINUTES, GAME BY BOTH TEAMS, HOME** — 190, 2/5/97 vs. Los Angeles (3-2 W); L.A. 88, S.J. 102

**MOST PENALTY MINUTES, GAME BY BOTH TEAMS, ROAD** — 160, 4/6/08 at Dallas (2-4 L); Dal 65, S.J. 95

**FEWEST PENALTY MINUTES, GAME BY BOTH TEAMS, HOME** — 4, (2 times, most recent — 4/10/10 vs. Phoenix (3-2 WSO); 4 PHX, 0 S.J.)

**FEWEST PENALTY MINUTES, GAME BY BOTH TEAMS, ROAD** — 6 (4 times, most recent — 3/9/08 at Minnesota (3-2 WSO); Min 2, S.J. 4

**FEWEST PENALTIES, GAME BY BOTH TEAMS, HOME** — 2, (2 times, most recent --- 4/10/10 vs. Phoenix (3-2 WSO); 0 S.J., 2 PHX

**FEWEST PENALTIES, GAME BY BOTH TEAMS, ROAD** — 3 (4 times, most recent — 3/9/08 at Minnesota [3-2 WSO]); S.J. 2, Min 1

## TEAM — STREAKS

**LONGEST WINNING STREAK, OVERALL** — 11 games (2/21/08 at Philadelphia thru 3/14/08 vs. St. Louis)

**LONGEST WINNING STREAK, HOME** — 8 games, 1/28/04 vs. Calgary thru 3/3/04 vs. Montreal

**LONGEST WINNING STREAK, ROAD** — 10 games, 11/14/07 at Dallas thru 12/31/07 at Minnesota

**MOST CONSECUTIVE GAMES RECORDING A POINT, OVERALL** — 20, 2/21/08 at Philadelphia thru 4/1/08 vs. Los Angeles (18-0-2)

**MOST CONSECUTIVE GAMES RECORDING A POINT, HOME** — 31, 3/3/08 vs. Montreal thru 1/13/09 vs. Tampa Bay (28-0-3)

**MOST CONSECUTIVE GAMES RECORDING A POINT, ROAD** — 14, 10/29/07 at Dallas thru 1/13/08 at Anaheim (12-0-2)

**LONGEST LOSING STREAK, OVERALL** — 17 games, 1/4/93 at Montreal (at Sacramento) thru 2/12/93 at Edmonton \$

**LONGEST LOSING STREAK, HOME** — 9 games, 11/19/92 vs. Toronto thru 12/19/92 vs. Vancouver

**LONGEST LOSING STREAK, ROAD** — 19 games, 11/27/92 at Winnipeg thru 2/12/93 at Edmonton





## ALL-TIME SHARKS REGULAR SEASON RECORDS

**LONGEST WINLESS STREAK, OVERALL** — 20 games, 12/29/92 at Vancouver thru 2/12/93 at Edmonton (0-19-1)  
**LONGEST WINLESS STREAK, HOME** — 11 games, 3/29/03 vs. Dallas thru 11/18/03 vs. N.Y. Rangers (0-4-6-1) \*(carries over 2002-03 and 2003-04 seasons)\*

**LONGEST WINLESS STREAK, ROAD** — 19 games, 11/27/92 at Winnipeg thru 2/12/93 at Edmonton (0-19-0)

**LONGEST SCORELESS STREAK, FOR** — 190:22, 2/13/07 at St. Louis (3rd period) thru 2/18/07 at Dallas (3rd period)

**LONGEST SCORELESS STREAK, OPPONENT** — 171:18, 1/20/09 vs. Vancouver (1st period) thru 1/31/09 vs. Chicago (1st period)

**WIDEST MARGIN OF VICTORY, HOME** — 8 goals, 1/18/10 vs. Calgary [9-1 W]

**WIDEST MARGIN OF VICTORY, ROAD** — 8 goals (2 times, most recent — 12/4/00 at Calgary [8-0 W])

**WIDEST MARGIN OF DEFEAT, HOME** — 8 goals (2 times, most recent — 11/10/95 vs. Pittsburgh [1-9 L])

**WIDEST MARGIN OF DEFEAT, ROAD** — 12 goals, 2/10/93 at Calgary (1-13 L)

**MOST CONSECUTIVE OVERTIME GAMES** — 3 (3 times, most recent — 10/29/05 vs. Calgary [3-2 W], 11/2/05 vs. Nashville [3-2 W], 11/4/05 @ Anaheim [1-0 W])

**MOST CONSECUTIVE GAME WITHOUT GOING TO OVERTIME** — 49, 10/7/06 vs. New York Islanders thru 1/26/07 at Edmonton &

**MOST CONSECUTIVE GAMES WITHOUT RECORDING A TIE** — 49, 1/4/93 at Montreal (at Sacramento) thru 10/14/93 vs. Calgary

**MOST CONSECUTIVE GAMES WITHOUT BEING SHUTOUT** — 62, 4/19/95 at Dallas thru 2/10/96 at Los Angeles

**MOST HAT TRICKS IN A GAME** — 2, Owen Nolan and Jeff Friesen, 10/4/99 vs. Chicago (7-1 W)

**MOST CONSECUTIVE GAMES SCORING A HAT TRICK** — None

**MOST CONSECUTIVE GAMES ALLOWING A HAT TRICK** — 4, 2/9/92 thru 2/15/92; John Druce (WSH), Stephan Lebeau (MTL), Dale Hawerchuk (BUF), Jimmy Carson (DET)

## INDIVIDUAL

**MOST POINTS, GAME** — 6, Owen Nolan, (3-3=6) 10/4/99 vs. Chicago (7-1 W)

**MOST GOALS, GAME** — 4, Owen Nolan, 12/19/95 at Anaheim (7-4 W)

**MOST ASSISTS, GAME** — 4 (18 times, most recent — Joe Thornton, 11/20/09 vs. Philadelphia [6-3 W])

**MOST PPG, GAME** — 3 (2 times, most recent — Ryane Clowe, 1/6/07 vs. Columbus [5-2 W])

**MOST SHG, GAME** — 2 (2 times, most recent — Marco Sturm, 10/14/00 vs. Boston [5-2 W])

**MOST SHOTS, GAME** — 10 (3 times, most recent — Devin Setoguchi, 11/11/08 vs. Nashville [3-4 L SO])

**MOST PENALTIES, GAME** — 8, Link Gaetz, 3/6/92 vs. Pittsburgh (3-7 L), 27 PIM

**MOST PIM, GAME** — 41, Jody Shelley, 4/6/08 at Dallas (2-4 L), 7 penalties

**BEST PLUS/MINUS, GAME** — +6, 2 times, most recent, Dany Heatley, 10/8/09 vs. Columbus (6-3 W)

**WORST PLUS/MINUS, GAME** — -7, Doug Wilson, 2/3/93 vs. Minnesota (3-7 L)

**MOST POINTS, PERIOD** — 4 (5 times, most recent — Joe Pavelski (2-2=4), 3/11/10 vs. Nashville (8-5 W, 3rd period)

**MOST GOALS, PERIOD** — 3 (4 times, most recent — Joe Thornton (3-1=4), 3/25/08 at Phoenix [4-5 LOT] 3rd period)

**MOST ASSISTS, PERIOD** — 4, Joe Thornton (0-4=4), 4/1/07 vs. Los Angeles (6-2 W, 2nd period)

**MOST PPG, PERIOD** — 3, Owen Nolan, 12/19/95 at Anaheim (7-4 W, 2nd period)

**MOST SHG, PERIOD** — 2, Jamie Baker, 1/6/96 at Los Angeles (5-7 L, 3rd period)

**MOST SHOTS, PERIOD** — 7, (2 times, most recent — Dany Heatley, 12/3/09 vs. St. Louis (2-3 LSO), 1st period)

**MOST PENALTIES, PERIOD** — 6, Jeff Odgers, 1/26/93 at Los Angeles [1-7 L], 1st period, 37 PIM

**MOST PIM, PERIOD** — 39 (2 times, most recent — Marty McSorley, 3/24/97 vs. Edmonton [1-5 L], 3rd period) 5 penalties

**MOST POINTS BY OPPONENT, GAME** — 7, Mario Lemieux (1-6=7), 12/5/92 vs. Pittsburgh (4-9 L)

**MOST GOALS BY OPPONENT, GAME** — 5, Mike Ricci, 2/17/94 vs. Quebec (2-8 L)

**MOST ASSISTS BY OPPONENT, GAME** — 6, Mario Lemieux, 12/5/92 vs. Pittsburgh (4-9 L)

**MOST PPG BY OPPONENT, GAME** — 3 (2 times, most recent, Steve Sullivan, 2/18/04 at Nashville [3-7 L])

**MOST SHG BY OPPONENT, GAME** — 2, Brendan Shanahan, 10/4/01 vs. Detroit (3-4 L OT)

**MOST SHOTS BY OPPONENT, GAME** — 14, John Tucker, 12/16/92 vs. Tampa Bay (4-5 L OT)

**MOST PENALTIES BY OPPONENT, GAME** — 6, (2 times, most recent — Doug Weight, 12/28/00 vs. Edmonton [2-2 T])

**MOST PIM BY OPPONENT, GAME** — 39, Doug Weight, 12/28/00 vs. Edmonton (2-2 T)

**BEST PLUS/MINUS BY OPPONENT, GAME** — +9, Theo Fleury, 2/10/93 at Calgary, (1-13 L)

**WORST PLUS/MINUS BY OPPONENT, GAME** — -6, Ryan Suter, 3/11/10 vs. Nashville (8-5 W)





## ALL-TIME SHARKS REGULAR SEASON RECORDS

**MOST POINTS BY OPPONENT, PERIOD** — 4 (3 times, most recent — Stephane Richer [3-1=4], 3/29/93 at N.J. [0-5 L], 2nd period)

**MOST GOALS BY OPPONENT, PERIOD** — 3 (10 times, most recent — Ryan Smyth, 10/12/06 at Edmonton [4-6 L], 3rd period)

**MOST ASSISTS BY OPPONENT, PERIOD** — 3 (18 times, most recent — Darren McCarty, 11/21/96 vs. Detroit [1-6 L], 1st period)

**MOST PPG BY OPPONENT, PERIOD** — 2 (11 times, most recent — Ryan Smyth, 10/12/06 at Edmonton [4-6 L], 3rd period)

**MOST SHG BY OPPONENT, PERIOD** — 2, Kirk Maltby, 10/10/02 vs. Detroit (3-6 L)

**MOST SHOTS BY OPPONENT, PERIOD** — 8, (2 times, most recent — Alexander Ovechkin, 10/15/09 at Washington [1-4 L]), 1st period

**MOST PENALTIES BY OPPONENT, PERIOD** — 6, Doug Weight, 12/28/00 vs. Edmonton (2-2 T), 1st period

**MOST PIM BY OPPONENT, PERIOD** — 39, Doug Weight, 12/28/00 vs. Edmonton (2-2 T), 1st period

**MOST CONSECUTIVE GAMES, GOAL** — 6, (4 times, most recent — Owen Nolan 1/20/03 thru 1/30/03)

**MOST CONSECUTIVE GAMES, ASSIST** — 9, Joe Thornton [2-15=17], 11/15/09 thru 12/3/09

**MOST CONSECUTIVE GAMES, POINT** — 12 (2 times, most recent — Jonathan Cheechoo (10-9=19), 12/26/05 thru 1/24/06)

**MOST CONSECUTIVE GAMES PLAYED** — 379, Joe Thornton – 12/2/05 thru 3/27/10

**FASTEST 2 GOALS, FOR** — :17 Brad Stuart, 4/04/04 vs. Los Angeles (4-3 W OT)

**FASTEST 3 GOALS, FOR** — 13:00, Owen Nolan, 12/19/95 at Anaheim (7-4 W)

**FASTEST 4 GOALS, FOR** — 32:35, Owen Nolan, 12/19/95 at Anaheim (7-4 W)

**FASTEST 2 GOALS, AGAINST** — :14, Ryan Smyth, 10/12/06 at Edmonton (4-6 L)

**FASTEST 3 GOALS, AGAINST** — 2:01, Ryan Smyth, 10/12/06 at Edmonton (4-6 L)

**FASTEST 4 GOALS, AGAINST** — 10:48, Mike Ricci, 2/17/94 vs. Quebec (2-8 L)

**FASTEST 5 GOALS, AGAINST** — 40:16, Mike Ricci, 2/17/94 vs. Quebec (2-8 L)



*Marty McSorley shares the Sharks record for most PIM in a period.*





## ALL-TIME SHARKS REGULAR SEASON RECORDS

### GOALTENDERS

#### SHARKS

**MOST MINUTES, GAME** — 65:00 (86 times, most recent — Evgeni Nabokov, 4/10/10 vs. Phoenix [3-2 WSO])  
**FEWEST GOALS ALLOWED, GAME** — 0 (99 times, most recent — Evgeni Nabokov, 3/25/10 vs. Dallas [3-0 W])  
**MOST GOALS ALLOWED, GAME** — 11, Arturs Irbe, 11/8/92 vs. Los Angeles (4-11 L)  
**MOST GOALS ALLOWED, PERIOD** — 8, Jarmo Myllys, 12/17/91 at Pittsburgh (2-10 L), 2nd period  
**MOST SHOTS FACED, GAME** — 59, Jeff Hackett, 12/26/92 vs. Los Angeles (7-2 W)  
**MOST SHOTS FACED, PERIOD** — 25 (3 times, most recent — Wade Flaherty, 3/5/96 at Colorado [5-3 W], 3rd period)  
**MOST SAVES, GAME** — 57, Jeff Hackett, 12/26/92 vs. Los Angeles (7-2 W)  
**MOST SAVES PERIOD** — 24, Wade Flaherty, 3/5/96 at Colorado (5-3 W), 3rd period  
**FEWEST SHOTS FACED, GAME** — 11, Evgeni Nabokov, 10/28/08 vs. Pittsburgh [2-1 W]  
**FEWEST SHOTS FACED, PERIOD** — 0 (4 times, most recent — Evgeni Nabokov, 3/21/08 vs. Anaheim [2-1 W], 3rd period)

**MOST PENALTIES, GAME** — 3 (2 times, most recent — Steve Shields, 10/4/99 vs. Chicago [7-1 W])  
**MOST PIM, GAME** — 17, Steve Shields, 10/4/99 vs. Chicago, 3 penalties [7-1 W]

**MOST POINTS, GAME** — 2, Vesa Toskala, 2/3/07 vs. Chicago (4-2 W)

**LONGEST SHUTOUT STREAK** — 170:58, Evgeni Nabokov, 1/20/09 vs. Vancouver (1st period) thru 1/31/09 vs. Chicago (1st period)  
**MOST SHUTOUTS, SEASON** — 8, Evgeni Nabokov, 2003-04  
**MOST CONSECUTIVE STARTS** — 50, Evgeni Nabokov, 3/24/07 at Carolina thru 1/12/08 vs. Toronto (30-12-7)  
**MOST CONSECUTIVE WINS IN A SINGLE SEASON** — 10, Evgeni Nabokov, 2/21/08 at Philadelphia thru 3/14/08 vs. St. Louis

**LONGEST UNBEATEN STREAK** — 12, (Vesa Toskala, 4/3/06 at Dallas thru 10/23/06 at Columbus [12-0-0])  
**LONGEST WINLESS STREAK** — 19, (0-18-1) Jeff Hackett, 12/30/02 vs. Philadelphia thru 4/01/93 vs. Winnipeg

#### OPPONENTS

**MOST MINUTES, GAME BY OPPONENT** — 65:00 (95 times, most recent — Ilya Bryzgalov, 4/10/10 vs. Phoenix [3-2 WSO])  
**FEWEST GOALS ALLOWED, GAME BY OPPONENT** — 0 (86 times, most recent — Steve Mason, 2/10/10 at Columbus [0-3 L])  
**MOST GOALS ALLOWED, GAME BY OPPONENT** — 10, Tom Barrasso, 1/13/96 at Pittsburgh (10-8 W)  
**MOST GOALS ALLOWED, PERIOD BY OPPONENT** — 5, 4 times, most recent — Patrick Lalime, 3/07/02 vs. Ottawa (5-2 W), 2nd period  
**MOST SHOTS FACED, GAME BY OPPONENT** — 57, Dan Ellis, 11/11/08 vs. Nashville (3-4 L OT)  
**MOST SHOTS FACED, PERIOD BY OPPONENT** — 25, Garth Snow, 10/13/97 vs. Philadelphia (2-3 L), 2nd period  
**MOST SAVES, GAME BY OPPONENT** — 54, Dan Ellis, 11/11/08 vs. Nashville (3-4 L OT)  
**MOST SAVES, PERIOD BY OPPONENT** — 25, Garth Snow, 10/13/97 vs. Philadelphia (2-3 L), 2nd period  
**FEWEST SHOTS FACED BY OPPONENT, GAME** — 10, Kelly Hrudey, 1/11/94 vs. Los Angeles (2-2 T)  
**FEWEST SHOTS FACED BY OPPONENT, PERIOD** — 0 (2 times, most recent — Jamie McLennan, 2/26/98 vs. St. Louis (3-1 W), 3rd period)  
**MOST PENALTIES, GAME BY OPPONENT** — 2, (3 times, most recent) Marty Turco, 4/9/06 vs. Dallas (4-1 W)  
**MOST PIM, GAME BY OPPONENT** — 10 (2 times, most recent — Ed Belfour, 2/11/94 vs. Chicago [4-3 W])  
**MOST POINTS, GAME BY OPPONENT** — 3 (0-3=3), Jeff Reese, 2/10/93 at Calgary (1-13 L) &

**KEY:** (& - NHL RECORD; \$ - TIES AN NHL RECORD)





## SHARKS ALL-TIME ROSTER

\* - on Sharks roster at beginning of 2010-11 season

## SKATERS

## -A-

	YEARS	POS.	NO.	GP	G	A	PTS	PIM
Ahola, Peter	1992-93	D	21	20	2	3	5	16
	Acquired from Pittsburgh in exchange for future considerations, Feb. 26, 1993. Traded to Tampa Bay in exchange for Dave Capuano, June 19, 1993.							
Anderson, Perry	1991-92	LW	27	48	4	8	12	143
	Signed as free agent, July 8, 1991. Released, July 23, 1992.							
Andersson, Niklas	1997-98	LW	34	5	0	0	0	2
	Signed as free agent, Sept. 10, 1997. Became free agent, July 1, 1998.							
Armstrong, Riley	2008-09	RW	40	2	0	0	0	2
	Signed as free agent, Sept. 15, 2004. Became free agent, July 1, 2009.							

## -B-

Baker, Jamie	1993-96, 98	C	13	187	35	27	62	139
	Signed as free agent, Aug. 18, 1993. Traded to Toronto with a fifth round selection (110th overall) in the 1996 NHL Entry Draft in exchange for Todd Gill, June 14, 1996. Signed as a free agent, September 1998. Released, Oct. 18, 1998.							
Bancroft, Steve	2001-02	D	3	5	0	1	1	2
	Signed as a free agent, July 10, 2001. Became free agent, July 1, 2002.							
Barber, Don	1991-92	LW	37	12	1	3	4	2
	Acquired from Quebec in exchange for Murray Garbutt, March 7, 1992. Released, Jan. 15, 1993.							
Bautin, Sergei	1995-96	D	28	1	0	0	0	2
	Signed as a free agent, Oct. 11, 1995. Became free agent, July 1, 1996.							
Bawa, Robin	1992-93	RW	26	42	5	0	5	47
	Acquired from Vancouver in exchange for Rick Lessard, Dec. 15, 1992. Selected by Anaheim in Expansion Draft, June 24, 1993.							
Beaufait, Mark	1992-93	C	40	5	1	0	1	0
	Selected seventh overall in the NHL Supplemental Draft, June 22, 1991. Became free agent, July 1, 1994.							
Berezan, Perry	1991-93	C	16	94	15	11	26	58
	Signed as free agent, Oct. 10, 1991. Became free agent, June 10, 1993.							
Bernier, Steve	2005-08	RW	26/46	160	42	39	81	126
	Selected in the first round (16th overall) of the 2003 NHL Entry Draft. Traded to Buffalo, along with a first round selection (26th overall) in the 2008 NHL Entry Draft in exchange for Brian Campbell and a seventh round selection (194th overall, Drew Daniels) in the 2008 NHL Entry Draft, Feb. 26, 2008.							
Bell, Mark	2006-07	LW	7	71	11	10	21	83
	Acquired from Chicago in exchange for Tom Preissing and Josh Hennessy, July 10, 2006. Traded to Toronto, along with Vesa Toskala, in exchange for a first round selection (13th overall — traded to St. Louis, June 22, 2007) in the 2007 NHL Entry Draft, a second round selection (44th overall — traded to St. Louis, June 22, 2007) and a fourth round selection (98th overall traded to Nashville, June 21, 2008) in the 2009 NHL Entry Draft, June 22, 2007.							
Blake, Rob	2008-10	D	4	143	17	58	75	170
	Signed as free agent, July 3, 2008. Retired, June 18, 2010.							
Bodger, Doug	1995-97	D	3/5	164	9	40	49	146
	Acquired from Buffalo in exchange for Vaclav Varada, rights to Martin Spahnel, Philadelphia's fourth round selection (106th overall) in the 1996 Entry Draft and Philadelphia's first round selection in the 1996 NHL Entry Draft (24th overall) (all previously acquired from Philadelphia in exchange for Pat Falloon), Nov. 16, 1995. Traded to New Jersey with Dody Wood in exchange for John MacLean and Ken Sutton, Dec. 7, 1997.							





## SHARKS ALL-TIME ROSTER

	YEARS	POS.	NO.	GP	G	A	PTS	PIM
<b>Boyes, Brad</b>	<b>2003-04</b>	<b>C</b>	<b>24</b>	<b>1</b>	<b>0</b>	<b>0</b>	<b>0</b>	<b>2</b>
Acquired from Toronto along with Alyn McCauley and a first round selection (21st overall) in the 2003 NHL Entry Draft in exchange for Owen Nolan, March 5, 2003. 21st overall selection in 2003, along with a fourth round selection (compensatory pick for Theoren Fleury) later traded to Boston in exchange for a first round selection (16th overall, Steve Bernier) in the 2003 NHL Entry Draft, June 21, 2003. Boyes traded to Boston in exchange for D Jeff Jillson, March 9, 2003. Jillson was immediately shipped to Buffalo, along with a ninth round selection in the 2005 NHL Entry Draft, in exchange for Curtis Brown and Andy Delmore. Delmore was traded to Boston to complete the transaction.								
<b>Boyle, Dan*</b>	<b>2008-10</b>	<b>D</b>	<b>22</b>	<b>153</b>	<b>31</b>	<b>84</b>	<b>115</b>	<b>122</b>
Acquired from Tampa Bay along with Brad Lukowich in exchange for Matt Carle, Ty Wishart, a first round selection in the 2009 NHL Entry Draft (25th overall) and a fourth round selection (118th overall) in the 2010 NHL Entry Draft, July 4, 2008.								
<b>Bozek, Steve</b>	<b>1991-92</b>	<b>LW/C</b>	<b>14</b>	<b>58</b>	<b>8</b>	<b>8</b>	<b>6</b>	<b>27</b>
Signed as free agent, Aug. 9, 1991. Released, July 23, 1992.								
<b>Bradley, Matt</b>	<b>2000-03</b>	<b>RW</b>	<b>28/44</b>	<b>121</b>	<b>12</b>	<b>17</b>	<b>29</b>	<b>99</b>
Selected in the fourth round (102nd overall) of the 1996 NHL Entry Draft. Traded to Pittsburgh in exchange for Wayne Primeau, March 11, 2003.								
<b>Brennan, Richard</b>	<b>1997-98</b>	<b>D</b>	<b>7</b>	<b>11</b>	<b>1</b>	<b>2</b>	<b>3</b>	<b>2</b>
Signed as free agent, July 9, 1997. Traded to New York Rangers in exchange for Jason Muzzatti, March 24, 1998.								
<b>Brown, Curtis</b>	<b>2003-04, 06-08</b>	<b>C</b>	<b>37</b>	<b>123</b>	<b>15</b>	<b>18</b>	<b>33</b>	<b>72</b>
Acquired from Buffalo along with Andy Delmore in exchange for D Jeff Jillson and a ninth round selection in the 2005 NHL Entry Draft, March 9, 2003. Jillson acquired previously from Boston in exchange for C Brad Boyes. Delmore was sent to Boston from San Jose to complete the transaction. Became a free agent, July 1, 2004. Signed as free agent, July 3, 2006. Became a free agent, July 1, 2008.								
<b>Brown, Dave</b>	<b>1995-96</b>	<b>RW</b>	<b>21</b>	<b>37</b>	<b>3</b>	<b>1</b>	<b>4</b>	<b>46</b>
Signed as free agent, Aug. 10, 1995. Retired, June 18, 1996.								
<b>Bruce, David</b>	<b>1991-94</b>	<b>LW/RW</b>	<b>15</b>	<b>79</b>	<b>24</b>	<b>19</b>	<b>43</b>	<b>79</b>
Acquired from St. Louis in Expansion Draft, May 30, 1991. Released, Aug. 30, 1994.								
<b>Burr, Shawn</b>	<b>1997-99</b>	<b>LW</b>	<b>7/28</b>	<b>60</b>	<b>6</b>	<b>7</b>	<b>13</b>	<b>79</b>
Acquired from Tampa Bay in exchange for a fifth round selection (108th overall) in the 1997 NHL Entry Draft, June 21, 1997. Traded along with Bill Houlder, Andrei Zyuzin and Stephen Guolla to Tampa Bay in exchange for Niklas Sundstrom and a third round selection (74th overall) in the 2000 NHL Entry Draft, Aug. 4, 1999. 74th overall selection later traded to Chicago, along with an additional second round selection in 2000 (49th overall) in exchange for a second round selection in 2000 (41st overall, Tero Maatta), June 24, 2000.								
<b>Butsayev, Viacheslav</b>	<b>1993-95</b>	<b>C</b>	<b>9</b>	<b>18</b>	<b>2</b>	<b>2</b>	<b>4</b>	<b>10</b>
Acquired from Philadelphia in exchange for Rob Zettler, Feb. 1, 1994. Became free agent, July 1, 1995.								
<b>Byakin, Ilya</b>	<b>1994-95</b>	<b>D</b>	<b>3</b>	<b>13</b>	<b>0</b>	<b>5</b>	<b>5</b>	<b>14</b>
Signed as free agent, Sept. 4, 1994. Became free agent, July 1, 1995.								
<b>Byers, Lyndon</b>	<b>1992-93</b>	<b>RW</b>	<b>22</b>	<b>18</b>	<b>4</b>	<b>1</b>	<b>5</b>	<b>122</b>
Signed to a tryout contract, Nov. 5, 1992. Placed on waivers for purpose of unconditional release, Feb. 19, 1993.								
<b>-C-</b>								
<b>Callahan, Joe</b>	<b>2009-10</b>	<b>D</b>	<b>47</b>	<b>1</b>	<b>0</b>	<b>1</b>	<b>1</b>	<b>0</b>
Signed as free agent, July 16, 2009. Became free agent, July 1, 2010.								
<b>Caloun, Jan</b>	<b>1995-99</b>	<b>RW</b>	<b>43/91</b>	<b>13</b>	<b>8</b>	<b>3</b>	<b>11</b>	<b>0</b>
Selected in fourth round (75th overall) of the 1992 NHL Entry Draft. Traded to Columbus along with a ninth round selection (278th overall) in the 2000 NHL Entry Draft in exchange for future considerations (protection of Evgeni Nabokov in the 2000 NHL Expansion Draft), June 12, 2000.								





## SHARKS ALL-TIME ROSTER

	YEARS	POS.	NO.	GP	G	A	PTS	PIM
<b>Campbell, Brian</b>	<b>2007-08</b>	<b>D</b>	<b>51</b>	<b>20</b>	<b>3</b>	<b>16</b>	<b>19</b>	<b>8</b>
	Acquired from Buffalo, along with a seventh round selection (194th overall, Drew Daniels) in the 2008 NHL Entry Draft, in exchange for Steve Bernier and a first round selection (26th overall) in the 2008 NHL Entry Draft, Feb. 26, 2008. Became a free agent, July 1, 2008.							
<b>Capuano, Dave</b>	<b>1993-94</b>	<b>C</b>	<b>27</b>	<b>4</b>	<b>0</b>	<b>1</b>	<b>1</b>	<b>0</b>
	Acquired from Tampa Bay in exchange for Peter Ahola, June 19, 1993. Traded to Boston in exchange for future considerations, Nov. 5, 1993.							
<b>Carkner, Matt</b>	<b>2005-06</b>	<b>D</b>	<b>43</b>	<b>1</b>	<b>0</b>	<b>1</b>	<b>1</b>	<b>2</b>
	Signed as free agent, June 7, 2001. Became free agent, July 1, 2006.							
<b>Carle, Matthew</b>	<b>2005-08</b>	<b>D</b>	<b>25/18</b>	<b>151</b>	<b>16</b>	<b>47</b>	<b>63</b>	<b>70</b>
	Selected in the second round (47th overall) in the 2003 NHL Entry Draft. Traded with Ty Wishart, San Jose's first round selection in the 2009 NHL Entry Draft and San Jose's fourth round selection (118th overall) in the 2010 NHL Entry Draft in exchange for Dan Boyle and Brad Lukowich, July 4, 2008.							
<b>Carter, John</b>	<b>1991-93</b>	<b>LW</b>	<b>20</b>	<b>59</b>	<b>7</b>	<b>9</b>	<b>16</b>	<b>81</b>
	Signed as free agent, Aug. 22, 1991. Became free agent, July 1, 1993.							
<b>Cavanagh, Tom</b>	<b>2007-09</b>	<b>C</b>	<b>47</b>	<b>18</b>	<b>1</b>	<b>2</b>	<b>3</b>	<b>4</b>
	Selected in the sixth round (182nd overall) of the 2001 NHL Entry Draft. Became free agent, July 1, 2009.							
<b>Cheechoo, Jonathan</b>	<b>2002-09</b>	<b>RW</b>	<b>14</b>	<b>440</b>	<b>165</b>	<b>126</b>	<b>291</b>	<b>304</b>
	Selected in the second round (29th overall) of the 1998 NHL Entry Draft. Traded to Ottawa, along with Milan Michalek and a second round selection (58th overall) in the 2010 NHL Entry Draft, in exchange for Dany Heatley and a fifth round selection (136th overall, Isaac MacLeod) in the 2010 NHL Entry Draft, Sept. 12, 2009.							
<b>Clowe, Ryane*</b>	<b>2005-10</b>	<b>LW</b>	<b>29</b>	<b>244</b>	<b>60</b>	<b>93</b>	<b>153</b>	<b>291</b>
	Selected in the sixth round (175th overall) of the 2001 NHL Entry Draft.							
<b>Colman, Mike</b>	<b>1991-93</b>	<b>D</b>	<b>34</b>	<b>15</b>	<b>0</b>	<b>1</b>	<b>1</b>	<b>32</b>
	Signed as free agent, Sept. 3, 1991. Deceased, April 5, 1994.							
<b>Corriveau, Yvon</b>	<b>1992-93</b>	<b>LW</b>	<b>21/11</b>	<b>20</b>	<b>3</b>	<b>7</b>	<b>10</b>	<b>0</b>
	Acquired from Washington in NHL Waiver Draft, Oct. 4, 1992. Traded to Hartford as the future considerations in Oct. 9, 1992 trade for Michel Picard, Jan. 21, 1993.							
<b>Courtenay, Ed</b>	<b>1991-93</b>	<b>RW</b>	<b>39</b>	<b>44</b>	<b>7</b>	<b>13</b>	<b>20</b>	<b>10</b>
	Acquired from Minnesota in Dispersal Draft, May 30, 1991. Released, Aug. 30, 1994.							
<b>Couture, Logan*</b>	<b>2009-10</b>	<b>C</b>	<b>39</b>	<b>25</b>	<b>5</b>	<b>4</b>	<b>9</b>	<b>6</b>
	Selected in first round (9th overall) of the 2007 NHL Entry Draft.							
<b>Coxe, Craig</b>	<b>1991-92</b>	<b>LW</b>	<b>21</b>	<b>10</b>	<b>2</b>	<b>0</b>	<b>2</b>	<b>19</b>
	Acquired from Vancouver in Expansion Draft, May 30, 1991. Became free agent, Sept. 21, 1992.							
<b>Craig, Mike</b>	<b>1998-99, 01-02</b>	<b>RW</b>	<b>26/25</b>	<b>3</b>	<b>0</b>	<b>0</b>	<b>0</b>	<b>2</b>
	Signed as free agent, July 13, 1998. Became free agent, July 1, 2000. Signed as free agent, Sept. 5, 2001. Became free agent, July 1, 2002.							
<b>Craigwell, Dale</b>	<b>1991-94</b>	<b>C</b>	<b>33</b>	<b>98</b>	<b>11</b>	<b>18</b>	<b>29</b>	<b>28</b>
	Selected in 10th round (199th overall) of 1991 NHL Entry Draft. Became free agent, July 1, 1995.							
<b>Craven, Murray</b>	<b>1997-00</b>	<b>LW/C</b>	<b>32/22</b>	<b>129</b>	<b>16</b>	<b>29</b>	<b>45</b>	<b>47</b>
	Acquired from Chicago in exchange for Petri Varis and a sixth round selection (158th overall) in the 1998 NHL Entry Draft. Contact bought out, Jan. 20, 2000.							
<b>Cronin, Shawn</b>	<b>1993-95</b>	<b>D</b>	<b>44</b>	<b>63</b>	<b>0</b>	<b>4</b>	<b>4</b>	<b>137</b>
	Acquired from Philadelphia in exchange for future considerations, Aug. 5, 1993. Released, Aug. 1, 1995.							

-D-

<b>Dahlen, Ulf</b>	<b>1993-97</b>	<b>RW</b>	<b>22</b>	<b>161</b>	<b>41</b>	<b>52</b>	<b>93</b>	<b>46</b>
	Acquired with a seventh round selection (167th overall, Brad Mehalko) in the 1995 NHL Entry Draft from Dallas in exchange for Mike Lalor and Doug Zmolek, March 19, 1994. Traded with Michal Sykora and Chris Terreri to Chicago in exchange for Ed Belfour, Jan. 25, 1997.							





## SHARKS ALL-TIME ROSTER

	YEARS	POS.	NO.	GP	G	A	PTS	PIM
Damphousse, Vincent	1998-04	C	25	385	92	197	289	316
	Acquired from Montreal in exchange for a fifth round selection (145th overall, previously acquired from Phoenix on June 27, 1998) in the 1999 NHL Entry Draft, a first round selection (16th overall) in the 2000 NHL Entry Draft and a second round selection (53rd overall) in the 2001 NHL Entry Draft, March 23, 1999. Became free agent, July 1, 2004.							
Darche, Mathieu	2006-07	RW	49	2	0	0	0	0
	Signed as free agent, July 10, 2006. Became free agent, July 1, 2007.							
Davison, Rob	2002-08	D	38/5	176	2	12	14	238
	Selected in the fourth round (98th overall) of the 1998 NHL Entry Draft. Traded to the New York Islanders in exchange for a seventh round selection (186th overall, Jason Demers) in the 2008 NHL Entry Draft, Feb. 26, 2008.							
Demers, Jason*	2009-10	D	60	51	4	17	21	21
	Selected in seventh round (186th overall) of the 2008 NHL Entry Draft.							
DePalma, Larry	1991-93	LW	8	20	2	6	8	41
	Signed as free agent, Aug. 30, 1991. Became free agent, July 1, 1993.							
Dimitrakos, Niko	2002-04	RW	23	134	19	34	53	83
	Selected in the fifth round (155th overall) of the 1999 NHL Entry Draft. Traded to Philadelphia on March 9, 2006 in exchange for a third round selection (85th overall) in the 2006 NHL Entry Draft. Pick was later traded to Columbus on June 24, 2006, along with a fourth round selection in 2006 (113th overall and the Sharks second round selection [53rd overall] in the 2007 NHL Entry Draft) in exchange for a second round selection in the 2006 NHL Entry Draft (36th overall, Jamie McGinn).							
Dollas, Bobby	2000-01	D	2	16	1	1	2	14
	Signed as a free agent, Nov. 4, 2001. Traded along with Johan Hedberg to Pittsburgh in exchange for Jeff Norton, March 12, 2001.							
Donovan, Shean	1994-97	RW	42	181	25	17	42	109
	Selected in second round (28th overall) of 1993 NHL Entry Draft. Traded with a first round selection (12th overall) in the 1998 NHL Entry Draft to Colorado in exchange for Mike Ricci and a second round selection (50th overall) in the 1998 NHL Entry Draft, Nov. 21, 1997. 50th overall selection in 1998 later traded to Buffalo along with Kay Whitmore in exchange for Steve Shields and a fourth round selection (104th overall, Miroslav Zalesak) in the 1998 NHL Entry Draft, June 18, 1998.							
Duchesne, Gaetan	1993-95	LW	11	117	14	25	39	44
	Acquired from Dallas in exchange for sixth round selection (132nd overall, Petri Varis — later traded back to San Jose for Dean Evason on June 26, 1993) in the 1993 NHL Entry Draft, June 20, 1993. Traded to Florida in exchange for a sixth round selection (140th, Timo Hakanen) in the 1995 NHL Entry Draft, April 7, 1995.							
-E-								
Ehrhoff, Christian	2003-09	D	44/10	341	25	107	132	244
	Selected in fourth round (108th overall) of the 2001 NHL Entry Draft. Traded to Vancouver, along with D Brad Lukowich, in exchange for D Daniel Rahimi and C Patrick White, Aug. 28, 2009.							
Ekman, Nils	2003-06	LW	28	159	43	69	112	88
	Acquired from N.Y. Rangers in exchange for Chad Wiseman, Aug. 12, 2003. Traded to Pittsburgh along with Patrick Ehelechner for a second round selection (41st overall) in the 2007 NHL Entry Draft, July 20, 2006. 41st overall pick, along with a second round selection in 2008, later traded to Washington in exchange for a first round selection in 2007 (28th overall, Nick Petrecki), June 22, 2007.							
Elik, Todd	1993-95	C	27	97	32	51	83	107
	Acquired via waivers from Edmonton, Oct. 26, 1993. Traded to St. Louis in exchange for Kevin Miller, March 26, 1995.							





## SHARKS ALL-TIME ROSTER

	YEARS	POS.	NO.	GP	G	A	PTS	PIM
Emmons, Gary	1993-94	C	9	3	1	0	1	0
	Signed as a free agent, Oct. 18, 1993. Released, Nov. 1, 1993.							
Errey, Bob	1993-95, 96-97	LW	12/22	107	17	36	43	173
	Signed as free agent, Aug. 17, 1993. Traded to Detroit in exchange for a fifth round selection (130th overall, Michal Bros) in the 1995 NHL Entry Draft, Feb. 27, 1995. Claimed via waivers from Detroit, Feb. 8, 1997. Became free agent, July 1, 1997.							
Evans, Kevin	1991-92	LW	44	5	0	1	1	25
	Acquired from Minnesota in Dispersal Draft, May 30, 1991. Became free agent, July 1, 1992.							
Evason, Dean	1991-93	C	12/8	158	23	34	57	231
	Acquired from Hartford in exchange for Dan Kecmer, Oct. 2, 1991. Traded to Dallas in exchange for a sixth round pick (132nd overall, Petri Varis) in the 1993 NHL Entry Draft, June 26, 1993.							
Ewen, Todd	1996-98	RW	36	51	0	2	2	162
	Signed as free agent, July 25, 1996. Became free agent, July 1, 1998.							

## -F-

Fahey, Jim	2002-06	D	21	79	1	23	24	65
	Selected in the eighth round (212th overall) of the 1998 NHL Entry Draft. Traded to New Jersey along with Alexander Korolyuk for a first round selection (26th overall) in the 2007 NHL Entry Draft and the rights to Vladimir Malakhov, Oct. 1, 2006. 26th overall pick later traded to St. Louis along with Ville Nieminen and Jay Barriball in exchange for RW Bill Guerin, Feb. 27, 2007.							
Falloon, Pat	1991-96	RW	17	258	76	86	162	75
	Selected in first round (2nd overall) of the 1991 NHL Entry Draft. Traded to Philadelphia in exchange for rights to prospect Martin Spahnel, Philadelphia's fourth round selection (106th overall) in 1996 Entry Draft and Philadelphia's first round selection (24th overall) in the 1996 NHL Entry Draft (all of which were traded immediately to Buffalo for Doug Bodger), Nov. 16, 1995.							
Fenton, Paul	1991-92	LW	22	60	11	4	15	33
	Acquired from Hartford in exchange for Mike McHugh, Oct. 18, 1991. Released, July 23, 1992.							
Ferriero, Benn*	2009-10	RW	78	24	2	3	5	8
	Signed as free agent, Sept. 1, 2009.							
Fibiger, Jesse	2002-03	D	53	16	0	0	0	2
	Signed as free agent, Aug. 15, 2001. Became free agent, July 1, 2004.							
Fraser, Iain	1996-97	C	28	2	0	0	0	2
	Signed as free agent, Aug. 26, 1996. Became free agent, July 1, 1997.							
Friesen, Jeff	1994-01	LW/C	39/19	512	149	201	350	316
	Selected in first round (11th overall) of 1994 NHL Entry Draft. Traded to Anaheim, along with Steve Shields and a second round selection (36th overall) in the 2003 NHL Entry Draft in exchange for Teemu Selanne, March 5, 2001.							

## -G-

Gaetz, Link	1991-93	D	23	48	6	6	12	326
	Acquired from Minnesota in Dispersal Draft, May 30, 1991. Traded to Edmonton in exchange for a 10th round selection (240th overall, Tomas Pisa) in the 1994 Entry Draft, Sept. 10, 1993.							
Garpenlov, Johan	1991-95	LW	10	184	46	86	132	90
	Acquired from Detroit in exchange for Bob McGill and an eighth round selection (189th overall) in the 1992 NHL Entry Draft, March 10, 1992. Traded to Florida in exchange for fifth round selection in the 1998 NHL Entry Draft (117th overall, traded to Florida in exchange for Dave Lowry, Nov. 14, 1997), March 3, 1995.							
Gaudreau, Rob	1992-95	RW	37	143	38	40	78	46
	Acquired from Minnesota in Dispersal Draft, May 30, 1991. Selected by Ottawa in Waiver Draft, Jan. 18, 1995.							





## SHARKS ALL-TIME ROSTER

	YEARS	POS.	NO.	GP	G	A	PTS	PIM
Gill, Todd	1996-98	D	23	143	8	34	42	45
	Acquired from Toronto in exchange for Jamie Baker and a fifth round draft selection (110th overall) in the 1996 NHL Entry Draft, June 14, 1996. Traded to St. Louis in exchange for Joe Murphy and cash considerations, March 24, 1998.							
Goc, Marcel	2005-09	C	57/11	265	20	34	54	76
	Selected in the first round (20th overall) in the 2001 NHL Entry Draft. Became free agent, July 1, 2009.							
Gorges, Josh	2005-07	D	6	96	1	9	10	57
	Signed as free agent on Sept. 20, 2002. Traded to Montreal along with a first round selection (22nd overall) in the 2007 NHL Entry Draft for Craig Rivet and a fifth round selection (146th overall, Julien Demers) in the 2008 NHL Entry Draft, Feb. 25, 2007.							
Granato, Tony	1996-01	RW/LW	21	279	57	42	99	387
	Signed as free agent, Aug. 15, 1996. Retired, Sept. 10, 2001.							
Graves, Adam	2001-03	LW	9	163	26	23	49	83
	Acquired from N.Y. Rangers, along with Rich Pilon and future considerations, in exchange for Mikael Samuelsson and Christian Gosselin and a seventh round draft selection (226th overall) in the 2002 NHL Entry Draft, June 24, 2001. Became free agent, July 1, 2003.							
Grier, Mike	2006-09	RW	25	221	35	43	78	92
	Signed as a free agent, July 3, 2006. Became free agent, July 1, 2009.							
Guerin, Bill	2006-07	RW	13	16	8	1	9	14
	Acquired from St. Louis in exchange for Ville Nieminen, Jay Barriball and a first round selection (26th overall) in the 2007 NHL Entry Draft, Feb. 27, 2007. Became free agent, July 1, 2007.							
Guolla, Steve	1996-99	LW/C	36/17	64	16	11	27	20
	Signed as free agent, Aug. 26, 1996. Traded along with Bill Houlder, Andrei Zyuzin and Shawn Burr to Tampa Bay in exchange for Niklas Sundstrom and a third round selection (74th overall) in the 2000 NHL Entry Draft, Aug. 4, 1999. 74th overall selection in 2000 later traded to Chicago, along with an additional second round selection in 2000 (49th overall) in exchange for a second round selection in 2000 (41st overall, Tero Maatta), June 24, 2000.							

## -H-

Hammond, Ken	1991-92	D	6	46	5	10	15	82
	Signed as free agent, Aug. 9, 1991. Traded to Vancouver for eighth round selection in the 1992 NHL Entry Draft (189th overall, traded to Detroit along with Bob McGill in exchange for Johan Garpenlov, March 10, 1992), March 9, 1992.							
Hannan, Scott	1998-07	D	22/43/6	508	25	102	127	329
	Selected in the first round (23rd overall) of the 1997 NHL Entry Draft. Became free agent, July 1, 2007.							
Harvey, Todd	1999-04	RW/C	13/9	301	34	49	83	335
	Acquired from N.Y. Rangers, along with a fourth round selection (107th overall, Dimitri Patzold) in the 2001 NHL Entry Draft in exchange for Radek Dvorak (previously acquired from Florida in exchange for Mike Vernon and a third round selection (82nd overall) in the 2000 NHL Entry Draft), Dec. 30, 1999. Became free agent, July 1, 2004.							
Hawgood, Greg	1996-97	D	4	63	6	12	18	69
	Signed as free agent, Sept. 7, 1996. Became free agent, July 1, 1997.							
Heatley, Dany*	2009-10	RW	15	82	39	43	82	54
	Acquired from Ottawa, along with a fifth round selection (136th overall, Isaac MacLeod) in the 2010 NHL Entry Draft in exchange for Jonathan Cheechoo, Milan Michalek and a second round selection (58th overall) in the 2010 NHL Entry Draft, Sept. 12, 2009.							
Heins, Shawn	1997-03	D	23	81	3	7	10	105
	Signed as free agent, Jan. 5, 1998. Traded to Pittsburgh in exchange for a fifth round selection (139th overall, Patrick Ehelechner) in the 2003 NHL Entry Draft, Feb. 9, 2003.							
Helminen, Dwight	2009-10	RW	36	4	1	0	1	0
	Signed as free agent, July 16, 2009. Became free agent, July 1, 2010.							





## SHARKS ALL-TIME ROSTER

	YEARS	POS.	NO.	GP	G	A	PTS	PIM
Hicks, Alex	1998-99	LW	6	4	0	1	1	4
	Signed as free agent, Sept. 12, 1998. Traded to Florida with a fifth round selection (140th overall) in the 1999 NHL Entry Draft in exchange for Jeff Norton, Nov. 11, 1998.							
Hrkac, Tony	1991-92	C	10	22	2	10	12	4
	Acquired from Quebec for Greg Paslawski, May 30, 1991. Traded to Chicago for a conditional choice in 1993 Entry Draft (sixth round, 154th overall, Fredrik Oduya), Feb. 7, 1992.							
Houlder, Bill	1997-99	D	2	158	16	48	64	88
	Signed as free agent, July 9, 1997. Traded along with Andre Zyuzin, Stephen Guolla and Shawn Burr to Tampa Bay in exchange for Niklas Sundstrom and a third round selection (74th overall) in the 2000 NHL Entry Draft on Aug. 4, 1999. 74th overall selection in 2000 was later traded to Chicago, along with an additional second round selection in 2000 [49th overall] in exchange for a second round selection in 2000 [41st overall, Tero Maatta], June 24, 2000.							
Hunter, Tim	1996-97	RW	19	46	0	4	4	135
	Signed as free agent, July 25, 1996. Retired, July 1, 1997.							
Huskins, Kent*	2009-10	D	40	82	3	19	22	47
	Acquired from Anaheim along with Travis Moen in exchange for Nick Bonino, Timo Pielmeier and a fourth round selection in the 2012 NHL Entry Draft, March 4, 2009.							
Hyvonen, Hannes	2001-02	RW	50	6	0	0	0	0
	Selected by San Jose in the ninth round (257th overall) of the 1999 NHL Entry Draft. Traded to Florida in exchange for a seventh round selection (201st overall, Jonathan Tremblay) in the 2003 NHL Entry Draft, July 16, 2002.							

## -I-J-

Iafrate, Al	1996-98	D	43	59	8	16	24	119
	Acquired from Boston for Jeff Odgers and a fifth round selection in the 1996 NHL Entry Draft (132nd overall, previously acquired from Pittsburgh in exchange for Kevin Miller, March 20, 1996), June 21, 1996. Selected by Nashville in Expansion Draft, June 26, 1998.							
Iggulden, Mike	2007-08	C	46	1	0	0	0	0
	Signed as a free agent, Jan. 16, 2006. Became free agent, July 1, 2008.							
Jakopin, John	2002-03	D	4	12	0	0	0	11
	Signed as a free agent, Sept. 5, 2002. Became free agent, July 1, 2003.							
Janney, Craig	1994-96	C	15	98	18	64	82	36
	Acquired from St. Louis in exchange for Jeff Norton and a third round selection (55th over all) in the 1997 NHL Entry Draft, March 6, 1995. Traded to Winnipeg in exchange for Darren Turcotte and a second round selection (31st overall) in the 1996 NHL Entry Draft, March 18, 1996. 31st overall selection in 1996 later traded to Chicago, along with an additional 1996 second round selection (46th overall, previously acquired from Detroit on March 16, 1996) in exchange for a 1996 first round selection (21st overall, Marco Sturm), June 22, 1996.							
Jillson, Jeff	2001-03	D	5	74	5	19	24	38
	Selected by San Jose in the first round (14th overall) 1999 NHL Entry Draft. Traded to Boston along with Jeff Hackett in exchange for Kyle McLaren and a fourth round selection (126th overall, Torrey Mitchell) in the 2004 NHL Entry Draft, Jan. 23, 2003. Hackett previously acquired from Montreal in exchange for Niklas Sundstrom and a third round selection (95th overall) in the 2004 NHL Entry Draft.							
Joslin, Derek*	2008-10	D	65	36	0	3	3	18
	Selected by San Jose in the fifth round (149th overall) of the 2005 NHL Entry Draft.							

## -K-

Kaspar, Lukas	2007-09	LW	43	16	2	2	4	8
	Selected in the the first round (22nd overall) of the 2004 NHL Entry Draft. Became free agent, July 1, 2009.							
Kisio, Kelly	1991-93	C	11	126	37	78	115	144
	Acquired from Minnesota for Shane Churla, June 3, 1991. Became free agent, July 1, 1993.							





## SHARKS ALL-TIME ROSTER

	YEARS	POS.	NO.	GP	G	A	PTS	PIM
Kolstad, Dean	1991-93	D	29	10	0	2	12	
	Acquired from Minnesota in Dispersal Draft, May 30, 1991. Became free agent, July 1, 1993.							
Korolyuk, Alexander	1997-06	LW/RW	15/27/94	296	62	80	142	140
	Selected in sixth round (141st overall) of the 1994 NHL Entry Draft. Selected in sixth round (141st overall) of the 1994 NHL Entry Draft. Traded to New Jersey, along with Jim Fahey, in exchange for Vladimir Malakhov and a first round selection (26th overall, later traded to St. Louis) in the 2007 NHL Entry Draft, Oct. 1, 2006.							
Kozlov, Viktor	1994-97	C/LW	25/47	174	29	40	69	50
	Selected in first round (sixth overall) of the 1993 NHL Entry Draft. Traded to Florida in exchange for a first round selection in the 1998 NHL Entry Draft, Nov. 14, 1997. Tampa Bay later acquired the right to swap 1998 first round picks with San Jose, along with Andrei Zyuzin, in exchange for Bryan Marchment and David Shaw on March 24, 1998. Florida won the 1998 NHL Lottery and the first round draft selection acquired by San Jose from Florida became first overall, which Tampa swapped with San Jose for the second overall pick in 1998. San Jose then traded the 1998 second overall pick to Nashville, along with a 1998 third round selection (85th overall [previously acquired from New Jersey, in exchange for Vlastimil Kroupa, Aug. 22, 1997]) in exchange for the 1998 third overall selection (Brad Stuart) and a second round selection (29th overall, Jonathan Cheechoo) in the 1998 NHL Entry Draft, June 27, 1998.							
Kraft, Ryan	2002-03	C	41	7	0	1	1	0
	Selected in the eighth round (194th overall) of the 1995 NHL Entry Draft. Became free agent, July 1, 1998. Signed as free agent, Aug. 11, 2000. Became free agent, July 1, 2003.							
Kravets, Mikhail	1991-93	RW	7/40	2	0	0	0	0
	Selected in 12th round (243rd overall) of 1991 NHL Entry Draft. Became free agent, July 1, 1994.							
Kroupa, Vlastimil	1993-97	D	44/26	103	4	18	22	66
	Selected in second round (45th overall) of 1993 NHL Entry Draft. Traded to New Jersey in exchange for a third round selection (85th overall) in the 1998 NHL Entry Draft, Aug. 22, 1997. 85th overall selection in 1998 later traded to Nashville, along with a first round selection in the 1998 NHL Entry Draft (second overall), in exchange for a first round selection in the 1998 NHL Entry Draft [third overall, Brad Stuart] and a second round selection in the 1998 NHL Entry Draft [29th overall, Jonathan Cheechoo], June 27, 1998.							
Kruse, Paul	2000-01	LW	29	1	0	0	0	5
	Signed as free agent, Sept. 10, 2000. Became free agent, July 1, 2001.							
Kyte, Jim	1994-96	D	2	75	3	12	15	179
	Signed as free agent, March 30, 1995. Became free agent, July 1, 1996.							
-L-								
Lalor, Mike	1993-94	D	5/18	23	0	2	2	8
	Signed as free agent, Aug. 16, 1993. Traded to Dallas with Doug Zmolek in exchange for Ulf Dahlen, March 19, 1994.							
Langfeld, Josh	2005-06	RW	24	39	2	9	11	16
	Signed as a free agent, Sept. 12, 2005. Claimed on waivers by Boston, Jan. 31, 2006.							
Lappin, Peter	1991-92	RW	26	1	0	0	0	0
	Acquired from Minnesota in Dispersal Draft, May 30, 1991. Became free agent, Sept. 1, 1992.							
Larionov, Igor	1993-95	C	7	97	23	59	82	54
	Acquired from Vancouver in 1992 NHL Waiver Draft. Traded to Detroit in exchange for Ray Sheppard, Oct. 24, 1995.							
Lawton, Brian	1991-93	C	9	80	17	30	47	54
	Signed as free agent, Aug. 9, 1991. Traded to New Jersey in exchange for future considerations, Jan. 26, 1993.							
Leach, Jay*	2009-10	D	28	28	1	1	2	20
	Claimed off waivers from Montreal, Dec. 1, 2009.							
Lemieux, Claude	2008-09	RW	32	18	0	1	1	21
	Signed as free agent, Dec. 28, 2008. Retired, July 8, 2009.							





## SHARKS ALL-TIME ROSTER

	YEARS	POS.	NO.	GP	G	A	PTS	PIM
Lessard, Rick	1991-93	D	13	8	0	2	2	16
	Acquired from Calgary in Expansion Draft, May 30, 1991. Traded to Vancouver for Robin Bawa, Dec. 15, 1992.							
LiPuma, Chris	1996-97	D	26	8	0	0	0	22
	Signed as free agent, Aug. 26, 1996. Became free agent, July 1, 1997.							
Lindsay, Bill	2000-01	LW	12	16	0	4	4	29
	Acquired from Calgary in exchange for an eighth round selection in the 2001 NHL Entry Draft (233rd overall, previously acquired from Minnesota along with future considerations [protection of Evgeni Nabokov in the 2000 NHL Expansion Draft] in exchange for Andy Sutton, a seventh round selection (214th overall) in the 2000 NHL Entry Draft and a third round selection (85th overall) in the 2001 NHL Entry Draft on June 12, 2000), March 6, 2001. Became free agent, July 1, 2001.							
Lowry, Dave	1997-00	LW	26/15	143	11	17	28	93
	Acquired from Florida in exchange for fifth round selection in the 1998 NHL Entry Draft (117th overall, previously acquired from Florida in exchange for Johan Garpenlov, March 3, 1995), Nov. 13, 1997. Became free agent, July 1, 2000.							
Loyns, Lynn	2002-04	LW/C	26	21	3	0	3	19
	Signed as free agent, Oct. 3, 2001. Traded to Calgary in exchange for a fifth round selection (152nd overall, traded to Florida on June 27, 2004) in the 2004 NHL Entry Draft and future considerations, Jan. 9, 2004.							
Lukowich, Brad	2008-09	D	37	58	0	8	8	12
	Acquired from Tampa Bay along with Dan Boyle in exchange for Matt Carle, Ty Wishart, a first round selection in the 2009 NHL Entry Draft (26th overall) and a fourth round selection (118th overall) in the 2010 NHL Entry Draft on July 4, 2008. Traded to Vancouver, along with D Christian Ehrhoff, in exchange for D Daniel Rahimi and C Patrick White, Aug. 28, 2009.							
-M-								
MacLean, John	1997-98	RW	15	51	13	19	32	28
	Acquired with Ken Sutton from New Jersey in exchange for Doug Bodger and Dody Wood, Dec. 7, 1997. Became free agent, July 1, 1998.							
MacLeod, Pat	1991-93	D	38	50	5	12	17	14
	Acquired from Minnesota in Dispersal Draft, May 30, 1991. Became free agent, July 1, 1993.							
Makarov, Sergei	1993-95	RW	24	123	40	52	92	118
	Acquired from Hartford as future considerations of June 26, 1993 trade, Aug. 6, 1993. Removed from NHL roster, Sept. 30, 1995.							
Maley, David	1992-94	LW	25	62	1	6	7	156
	Claimed off waivers from Edmonton, Jan. 1, 1993. Traded to N.Y. Islanders in exchange for future considerations, Jan. 24, 1994.							
Malhotra, Manny	2009-10	C	27	71	14	19	33	41
	Signed as free agent, Sept. 23, 2009. Became free agent, July 1, 2010.							
Marchment, Bryan	1997-03	D	27	334	15	53	66	706
	Acquired with David Shaw in exchange for Andrei Nazarov and Tampa Bay's option to swap first round picks in the 1998 NHL Entry Draft, March 24, 1998. Traded to Colorado in exchange for third (97th overall) and fifth round (163rd overall) selections in the 2003 NHL Entry Draft, March 8, 2003. 97th overall selection in 2003 traded to Calgary, along with a fifth round selection (143rd overall) and a sixth round selection (173rd overall) in the 2003 NHL Entry Draft in exchange for a second round selection (47th overall, Matthew Carle) in the 2003 NHL Entry Draft on June 21, 2003. 163rd overall selection in 2003 NHL Entry Draft traded back to Colorado in exchange for Scott Parker, June 21, 2003.							
Marleau, Patrick*	1997-10	C	14/12	953	320	373	693	325
	Selected in first round (second overall) of the 1997 NHL Entry Draft.							
Marshall, Jason	2003-04	D	6	12	0	2	2	8
	Acquired from Minnesota in exchange for fifth round selection (161st overall) in 2004 NHL Entry Draft, March 3, 2004. Became free agent, July 1, 2004.							





## SHARKS ALL-TIME ROSTER

	YEARS	POS.	NO.	GP	G	A	PTS	PIM
<b>Matteau, Stephane</b>	<b>1997-02</b>	<b>RW/LW</b>	<b>32/37</b>	<b>345</b>	<b>55</b>	<b>64</b>	<b>119</b>	<b>241</b>
	Acquired from St. Louis in exchange for Darren Turcotte, July 25, 1997. Became free agent, July 1, 2002.							
<b>McCarthy, John*</b>	<b>2009-10</b>	<b>LW</b>	<b>43</b>	<b>4</b>	<b>0</b>	<b>0</b>	<b>0</b>	<b>0</b>
	Selected in the seventh round (202nd overall) of the 2006 NHL Entry Draft.							
<b>McCauley, Alyn</b>	<b>2002-06</b>	<b>C/LW</b>	<b>10</b>	<b>174</b>	<b>35</b>	<b>48</b>	<b>83</b>	<b>62</b>
	Acquired from Toronto along with Brad Boyes and a first round selection (21st overall) in the 2003 NHL Entry Draft in exchange for Owen Nolan, March 5, 2003. 21st overall selection in 2003 later traded to Boston, along with a second round selection (66th overall) and a fourth round selection (107th overall) in the 2003 NHL Entry Draft in exchange for a first round selection (16th overall, Steve Bernier) in the 2003 NHL Entry Draft, June 21, 2003. Became a free agent, July 1, 2006.							
<b>McDonough, Hubie</b>	<b>1992-93</b>	<b>C</b>	<b>27</b>	<b>30</b>	<b>6</b>	<b>2</b>	<b>8</b>	<b>6</b>
	Acquired from N.Y. Islanders in exchange for cash considerations, Aug. 31, 1992. Became free agent, June 10, 1993.							
<b>McGill, Bob</b>	<b>1991-92</b>	<b>D</b>	<b>25</b>	<b>62</b>	<b>3</b>	<b>1</b>	<b>4</b>	<b>70</b>
	Acquired from Chicago in Expansion Draft, May 30, 1991. Traded to Detroit, along with an eighth round draft selection (189th overall) in the 1992 NHL Entry Draft in exchange for Johan Garpenlov, March 10, 1992.							
<b>McGillis, Dan</b>	<b>2002-03</b>	<b>D</b>	<b>3</b>	<b>37</b>	<b>3</b>	<b>13</b>	<b>16</b>	<b>30</b>
	Acquired from Philadelphia in exchange for Marcus Ragnarsson, Dec. 6, 2001. Traded to Boston in exchange for a second round selection (50th overall) in the 2003 NHL Entry Draft, March 11, 2003. 50th overall selection in 2003 later traded to the N.Y. Rangers, along with a third round selection in the 2003 NHL Entry Draft (75th overall), in exchange for a second round selection (43rd overall, Joshua Hennessy) in the 2003 NHL Entry Draft, June 21, 2003.							
<b>McGinn, Jamie*</b>	<b>2008-10</b>	<b>LW</b>	<b>64</b>	<b>94</b>	<b>14</b>	<b>5</b>	<b>19</b>	<b>40</b>
	Selected in second round (36th overall) of the 2006 NHL Entry Draft.							
<b>McHugh, Mike</b>	<b>1991-92</b>	<b>LW</b>	<b>22</b>	<b>8</b>	<b>1</b>	<b>0</b>	<b>1</b>	<b>14</b>
	Acquired from Minnesota in Dispersal Draft, May 30, 1991. Traded to Hartford in exchange for Paul Fenton, Oct. 18, 1991.							
<b>McLaren, Frazer*</b>	<b>2009-10</b>	<b>LW</b>	<b>68</b>	<b>23</b>	<b>1</b>	<b>5</b>	<b>6</b>	<b>54</b>
	Selected in the seventh round (203rd overall) of the 2007 NHL Entry Draft.							
<b>McLaren, Kyle</b>	<b>2002-08</b>	<b>D</b>	<b>4</b>	<b>302</b>	<b>12</b>	<b>71</b>	<b>83</b>	<b>301</b>
	Acquired from Boston along with a fourth round selection (126th overall, Torrey Mitchell) in the 2004 NHL Entry Draft in exchange for Jeff Jillson and Jeff Hackett, Jan. 23, 2003. Hackett was previously acquired from Montreal on Jan. 23, 2003 in exchange for Niklas Sundstrom and a third round selection (95th overall) in the 2004 NHL Entry Draft. Became free agent, July 1, 2009.							
<b>McLean, Jeff</b>	<b>1993-94</b>	<b>C</b>	<b>43</b>	<b>6</b>	<b>1</b>	<b>0</b>	<b>1</b>	<b>0</b>
	Selected by San Jose in 1991 Supplemental Draft (first overall). Became free agent, July 1, 1994.							
<b>McSorley, Marty</b>	<b>1996-98</b>	<b>D</b>	<b>33</b>	<b>113</b>	<b>6</b>	<b>22</b>	<b>28</b>	<b>326</b>
	Acquired from N.Y. Rangers in exchange for Jayson More, Brian Swanson and a fourth round selection in the 1997 NHL Entry Draft (82nd overall), Aug. 20, 1996. Became free agent, July 1, 1998.							
<b>Michalek, Milan</b>	<b>2003-09</b>	<b>LW</b>	<b>9</b>	<b>317</b>	<b>91</b>	<b>123</b>	<b>214</b>	<b>184</b>
	Selected in first round (sixth overall) of the 2003 NHL Entry Draft. Traded to Ottawa, along with RW Jonathan Cheechoo and a second round selection (58th overall) in the 2010 NHL Entry draft, in exchange for LW Dany Heatley and a fifth round selection (136th overall, Isaac MacLeod) in the 2010 NHL Entry Draft, Sept. 12, 2009.							
<b>Miller, Kevin</b>	<b>1994-96</b>	<b>RW/LW</b>	<b>8/12</b>	<b>89</b>	<b>28</b>	<b>27</b>	<b>55</b>	<b>54</b>
	Acquired from St. Louis in exchange for Todd Elik, March 23, 1995. Traded to Pittsburgh in exchange for a fifth round selection in the 1996 NHL Entry Draft (132nd overall, traded to Boston with Jeff Odgers in exchange for Al Iafra on June 21, 1996), March 20, 1996.							





## SHARKS ALL-TIME ROSTER

	YEARS	POS.	NO.	GP	G	A	PTS	PIM
Miller, Kip	1993-94	C	20	11	2	2	4	6
	Signed as free agent, Aug. 10, 1993. Became free agent July 1, 1994.							
Mitchell, Torrey*	2007-10	C	17	138	12	19	31	77
	Selected by San Jose in the fourth round (126th overall) of the 2004 NHL Entry Draft.							
Moen, Travis	2008-09	LW	24	19	3	2	5	14
	Acquired from Anaheim along with Kent Huskins in exchange for Nick Bonino, Timo Pielmeier and a fourth round selection in the 2012 NHL Entry Draft, March 4, 2009. Became free agent, July 1, 2009.							
Montgomery, Jim	2000-01	C	26	28	1	6	7	19
	Signed as free agent, Aug. 14, 2000. Became free agent, July 1, 2001.							
More, Jay	1991-96	D	4	287	12	38	50	545
	Acquired from Montreal in Expansion Draft, May 30, 1991. Traded with Brian Swanson and a fourth round selection (82nd overall) in the 1997 NHL Entry Draft to N.Y. Rangers for Marty McSorley, Aug. 20, 1996.							
Morris, Jon	1992-93	C	9	13	0	3	3	6
	Claimed via waivers from New Jersey, March 13, 1993. Traded to Boston in exchange for future considerations, Oct. 29, 1993.							
Mullen, Brian	1991-92	LW	19	72	18	28	46	66
	Acquired from N.Y. Rangers in exchange for Tim Kerr, May 30, 1991. Traded to N.Y. Islanders in exchange for rights to Marcus Thuresson, Aug. 24, 1992.							
Murphy, Joe	1997-99	RW	17	86	30	27	57	87
	Acquired with cash considerations from St. Louis in exchange for Todd Gill, March 24, 1998. Became free agent, July 1, 1999.							
Murray, Douglas*	2005-10	D	41/3	289	5	33	38	260
	Selected in the eighth round (241st overall) in the 1999 NHL Entry Draft.							
Myhres, Brantt	1998-00	RW	33	43	1	1	2	213
	Signed as free agent, Sept. 11, 1998. Became free agent, July 1, 2000.							

## -N-O-

Nazarov, Andrei	1993-98	LW	23/62	169	23	28	51	490
	Selected in first round (10th overall) of the 1992 NHL Entry Draft. Traded to Tampa Bay with the option to swap first round selections with San Jose in the 1998 NHL Entry Draft in exchange for Bryan Marchment and David Shaw, March 24, 1998.							
Nichol, Scott*	2009-10	C	21	79	4	15	19	72
	Signed as free agent, July 15, 2009.							
Nicholls, Bernie	1996-98	C	9	135	18	57	75	93
	Signed as free agent, July 30, 1996. Retired, Nov. 22, 1998.							
Nieminen, Ville	2005-07	LW	15	52	4	5	9	24
	Acquired from New York Rangers in exchange for a third round selection (83rd overall) in the 2006 NHL Entry Draft, March 8, 2006. Traded to St. Louis along with Jay Barriball and a first round selection (26th overall) in the 2007 NHL Entry Draft in exchange for Bill Guerin, Feb. 27, 2007.							
Nolan, Owen	1995-03	RW	11	568	206	245	451	934
	Acquired from Colorado in exchange for Sandis Ozolinsh, Oct. 26, 1995. Traded to Toronto in exchange for Alyn McCauley, Brad Boyes and a first round selection (21st overall) in the 2003 NHL Entry Draft, March 5, 2003. 21st overall selection in 2003 later traded to Boston, along with a second round selection (66th overall) and a fourth round selection (107th overall) in the 2003 NHL Entry Draft in exchange for a first round selection (16th overall, Steve Bernier) in the 2003 NHL Entry Draft, June 21, 2003.							
Norton, Jeff	1993-95, 98-00, 00-01	D	8/5	225	12	81	9	174
	Acquired from N.Y. Islanders in exchange for a third round selection (63rd overall) in the 1994 NHL Entry Draft, June 20, 1993. Traded to St. Louis along with a third round selection (55th overall) in the 1997 NHL Entry Draft in exchange for Craig Janney, March 6, 1995. Acquired from Florida in exchange for Alex Hicks and a fifth round selection (140th overall) in the 1999 NHL Entry Draft, Nov. 11, 1998. Became free agent, July 1, 2000. Acquired from Pittsburgh in exchange for Bobby Dollas and Johan Hedberg, March 12, 2001. Became free agent, July 1, 2001.							





## SHARKS ALL-TIME ROSTER

	YEARS	POS.	NO.	GP	G	A	PTS	PIM
<b>Ogders, Jeff</b>	<b>1991-96</b>	<b>RW</b>	<b>36</b>	<b>334</b>	<b>48</b>	<b>34</b>	<b>82</b>	<b>1001</b>
	Signed as free agent, Sept. 3, 1991. Traded to Boston with a fifth round selection in the 1996 NHL Entry Draft (132nd overall, previously acquired from Pittsburgh in exchange for Kevin Miller, March 20, 1996) in exchange for Al Iafrate, June 21, 1996.							
<b>Ortmeyer, Jed</b>	<b>2009-10</b>	<b>RW</b>	<b>41</b>	<b>76</b>	<b>8</b>	<b>11</b>	<b>19</b>	<b>37</b>
	Signed as free agent, July 16, 2009. Became free agent, July 1, 2010.							
<b>Otevrel, Jaroslav</b>	<b>1992-94</b>	<b>LW</b>	<b>42/50</b>	<b>16</b>	<b>3</b>	<b>4</b>	<b>7</b>	<b>2</b>
	Selected in seventh round (133rd overall) of the 1991 NHL Entry Draft. Became a free agent, July 1, 1994.							
<b>Ozolinsh, Sandis</b>	<b>1992-95, 07-08</b>	<b>D</b>	<b>6/24</b>	<b>212</b>	<b>46</b>	<b>86</b>	<b>132</b>	<b>122</b>
	Selected in second round (30th overall) of the 1991 NHL Entry Draft. Traded to Colorado in exchange for Owen Nolan, Oct. 26, 1995. Signed as a free agent, Nov. 2, 2007. Became free agent, July 1, 2008.							

## -P-

<b>Parker, Scott</b>	<b>2003-07</b>	<b>RW</b>	<b>27</b>	<b>71</b>	<b>2</b>	<b>3</b>	<b>5</b>	<b>161</b>
	Acquired from Colorado in exchange for a fifth round selection (163rd overall) in 2003 NHL Entry Draft, June 21, 2003. Traded to Colorado in exchange for a sixth round selection (170th overall) in the 2008 NHL Entry Draft, Feb. 27, 2007. 170th selection in 2008 later traded back to Colorado, along with fourth (113th) and fifth (143rd) selections in the 2007 NHL Entry Draft in exchange for a third round selection (91st, Tyson Sexsmith) in the 2007 NHL Entry Draft, June 23, 2007.							
<b>Pavelich, Mark</b>	<b>1991-92</b>	<b>C</b>	<b>16</b>	<b>2</b>	<b>0</b>	<b>1</b>	<b>1</b>	<b>4</b>
	Signed as free agent, Aug. 9, 1991. Released, Oct. 8, 1991.							
<b>Pavelski, Joe*</b>	<b>2006-10</b>	<b>C</b>	<b>53/8</b>	<b>275</b>	<b>83</b>	<b>95</b>	<b>178</b>	<b>118</b>
	Selected in the seventh round (205th overall) of the 2003 NHL Entry Draft.							
<b>Pederson, Mark</b>	<b>1992-93</b>	<b>LW</b>	<b>18</b>	<b>27</b>	<b>7</b>	<b>3</b>	<b>10</b>	<b>22</b>
	Acquired from Philadelphia in exchange for Dave Snuggerud, Dec. 19, 1992. Released, Aug. 10, 1993.							
<b>Pederson, Tom</b>	<b>1991-96</b>	<b>D</b>	<b>41</b>	<b>225</b>	<b>19</b>	<b>47</b>	<b>66</b>	<b>133</b>
	Acquired from Minnesota in Dispersal Draft, May 30, 1991. Became free agent, July 1, 1996.							
<b>Peltonen, Ville</b>	<b>1995-97</b>	<b>LW</b>	<b>37</b>	<b>59</b>	<b>4</b>	<b>14</b>	<b>18</b>	<b>14</b>
	Selected in third round (58th overall) of 1993 NHL Entry Draft. Traded to Nashville in exchange for a fifth round selection in the 1998 NHL Entry Draft (116th overall), June 26, 1998. 116th overall selection in 1998 later traded to Phoenix for a fifth round selection (145th overall) in the 1999 NHL Entry Draft, June 27, 1998. 145th overall selection in 1999 later traded to Montreal on March 23, 1999 as part of Vincent Damphousse deal.							
<b>Picard, Michel</b>	<b>1992-93</b>	<b>LW</b>	<b>44</b>	<b>25</b>	<b>4</b>	<b>0</b>	<b>4</b>	<b>24</b>
	Acquired from Hartford in exchange for future considerations, Oct. 9, 1992. Became free agent, July 1, 1993.							
<b>Plihal, Tomas</b>	<b>2006-09</b>	<b>LW</b>	<b>39</b>	<b>89</b>	<b>7</b>	<b>9</b>	<b>16</b>	<b>26</b>
	Selected in the fifth round (140th overall) of the 2001 NHL Entry Draft. Became free agent, July 1, 2009.							
<b>Potomski, Barry</b>	<b>1997-98</b>	<b>LW</b>	<b>24</b>	<b>9</b>	<b>0</b>	<b>1</b>	<b>1</b>	<b>30</b>
	Signed as free agent, Aug. 15, 1997. Became free agent, July 1, 1998.							
<b>Presley, Wayne</b>	<b>1991-92</b>	<b>RW</b>	<b>7</b>	<b>47</b>	<b>8</b>	<b>14</b>	<b>22</b>	<b>76</b>
	Acquired from Chicago in exchange for third round selection (54th overall) in the 1993 NHL Entry Draft, Sept. 20, 1991. Traded to Buffalo in exchange for Dave Snuggerud, March 9, 1992.							
<b>Primeau, Wayne</b>	<b>2002-06</b>	<b>C</b>	<b>15</b>	<b>100</b>	<b>15</b>	<b>24</b>	<b>39</b>	<b>107</b>
	Acquired from Pittsburgh in exchange for Matt Bradley, March 11, 2003. Traded to Boston along with Brad Stuart and Marco Sturm in exchange for Joe Thornton, Nov. 30, 2005.							
<b>Preissing, Tom</b>	<b>2003-06</b>	<b>D</b>	<b>42</b>	<b>143</b>	<b>13</b>	<b>49</b>	<b>62</b>	<b>38</b>
	Signed as a free agent, April 4, 2003. Traded to Chicago along with Josh Hennessy in exchange for Mark Bell, July 10, 2006.							

## -Q-

<b>Quintin, J.F.</b>	<b>1991-93</b>	<b>LW</b>	<b>28</b>	<b>22</b>	<b>5</b>	<b>5</b>	<b>10</b>	<b>4</b>
	Acquired from Minnesota in Dispersal Draft, May 30, 1991. Became free agent, June 10, 1993.							





## SHARKS ALL-TIME ROSTER

-R-S-

	YEARS	POS.	NO.	GP	G	A	PTS	PIM
Racine, Yves	1995-96	D	34	32	1	16	17	28
	Claimed off waivers from Montreal, Jan. 23, 1996. Traded to Calgary Flames for future considerations, Dec. 18, 1996.							
Ragnarsson, Marcus	1995-03	D	10/33	519	28	125	153	392
	Selected by San Jose in the fifth round (99th overall) of 1992 NHL Entry Draft. Traded to Philadelphia in exchange for Dan McGillis, Dec. 6, 2003.							
Rathje, Mike	1993-04	D	2/40	671	27	128	155	439
	Selected by San Jose in first round (third overall) of the 1992 NHL Entry Draft. Became free agent, Aug. 1, 2005.							
Ricci, Mike	1997-04	C	18	529	101	162	263	355
	Acquired from Colorado, along with a second round selection (50th overall) in the 1998 NHL Entry Draft in exchange for Shean Donovan and a first round selection (12th overall) in the 1998 NHL Entry Draft, Nov. 21, 1997. 50th overall selection in 1998 later traded to Buffalo, along with Kay Whitmore in exchange for Steve Shields and a fourth round selection (104th overall, Miroslav Zalesak), June 18, 1998. Became free agent, July 1, 2004.							
Rissmiller, Patrick	2003-08	C	34	180	18	27	45	60
	Signed as a free agent, June 30, 2003. Became free agent, July 1, 2008.							
Rivet, Craig	2006-08	D	52	91	6	37	43	116
	Acquired from Montreal along with a fifth round selection (146th overall, Julien Demers) in the 2008 NHL Entry Draft in exchange for Josh Gorges and the Sharks first round selection (22nd overall) in the 2007 NHL Entry Draft, Feb. 25, 2007. Traded to Buffalo along with a seventh round selection (208th overall) in the 2010 NHL Entry Draft in exchange for second round selections in the 2009 (43rd overall, William Wrenn) and 2010 (53rd overall, later traded to Carolina for Niclas Wallin, Feb. 7, 2010) NHL Entry Drafts, July 4, 2008.							
Roenick, Jeremy	2007-09	C	27	69	14	19	33	26
	Signed as a free agent, Sept. 4, 2007. Retired, Aug. 6, 2009.							
Rouse, Bob	1998-00	D	3	96	0	12	12	63
	Signed as free agent, July 13, 1998. Contract bought out, Jan. 5, 2000.							
Samuelsson, Mikael	2000-01	RW	28	4	0	0	0	0
	Selected by San Jose in the fifth round (145th overall) in the 1998 NHL Entry Draft. Traded to N.Y. Rangers with Christian Gosselin and a seventh round selection (226th) in the 2002 NHL Entry Draft in exchange for Adam Graves, Rich Pilon and future considerations, June 24, 2001.							
Scremin, Claudio	1991-93	D	45	17	0	1	1	29
	Signed as free agent, Sept. 3, 1991. Became free agent, July 1, 1993.							
Selanne, Teemu	2000-03	RW/LW	8	176	64	67	131	70
	Acquired from Anaheim in exchange for Jeff Friesen, Steve Shields and a second round selection (36th overall) in the 2003 NHL Entry Draft, March 5, 2001. Became free agent, July 1, 2003.							
Semenov, Alexei	2007-09	D/F	21	69	2	10	12	93
	Signed as a free agent, July 27, 2007. Became free agent, July 1, 2009.							
Setoguchi, Devin*	2007-10	RW	16	195	62	56	118	52
	Selected in the first round (eighth overall) in the 2005 NHL Entry Draft.							
Shelley, Jody	2007-10	LW	45	137	3	11	14	285
	Acquired from Columbus in exchange for a sixth round selection (177th overall) in the 2009 NHL Entry Draft. Traded to the New York Rangers in exchange for a sixth round selection in the 2011 NHL Entry Draft, Feb. 12, 2010.							
Sheppard, Ray	1995-96	RW	26	51	27	19	46	10
	Acquired from Detroit in exchange for Igor Larionov, Oct. 24, 1995. Traded to Florida along with a fourth round selection (82nd overall) in the 1996 NHL Entry Draft in exchange for a second round selection (46th overall) and a fourth round selection (102nd overall, Matt Bradley) in the 1996 NHL Entry Draft, March 16, 1996. The 46th overall selection in 1996							





## SHARKS ALL-TIME ROSTER

	YEARS	POS.	NO.	GP	G	A	PTS	PIM
	was later traded to Chicago, along with an additional second round selection (31st overall, previously acquired from Winnipeg in a March 18, 1996 trade) in exchange for a first round selection in the 1996 NHL Entry Draft (21st overall, Marco Sturm), June 22, 1996.							
<b>Skalde, Jarrod</b>	<b>1997-99</b>	<b>C</b>	<b>8</b>	<b>38</b>	<b>5</b>	<b>7</b>	<b>12</b>	<b>18</b>
	Signed as free agent, Aug. 13, 1997. Claimed off waivers by Chicago, Jan. 8, 1998. Claimed off waivers from Chicago, Jan. 22, 1998. Claimed off waivers by Dallas, Jan. 17, 1998. Claimed off waivers from Chicago, March 6, 1998. Became a free agent, July 1, 2000.							
<b>Skriko, Petri</b>	<b>1992-93</b>	<b>C</b>	<b>26</b>	<b>17</b>	<b>4</b>	<b>3</b>	<b>7</b>	<b>6</b>
	Signed as free agent, Aug. 27, 1992. Placed on waivers for purposes of unconditional release, Nov. 30, 1992.							
<b>Smith, Mark</b>	<b>2000-07</b>	<b>C</b>	<b>16</b>	<b>323</b>	<b>22</b>	<b>44</b>	<b>66</b>	<b>398</b>
	Selected by San Jose in the ninth round (219th overall) in the 1997 NHL Entry Draft. Became a free agent, July 1, 2007.							
<b>Snuggerud, Dave</b>	<b>1991-93</b>	<b>LW</b>	<b>18</b>	<b>36</b>	<b>4</b>	<b>6</b>	<b>10</b>	<b>18</b>
	Acquired from Buffalo in exchange for Wayne Presley, March 9, 1992. Traded to Philadelphia in exchange for Mark Pederson, Dec. 19, 1992.							
<b>Staubitz, Brad</b>	<b>2008-10</b>	<b>RW</b>	<b>59</b>	<b>82</b>	<b>4</b>	<b>5</b>	<b>9</b>	<b>186</b>
	Signed as free agent, Sept. 19, 2005. Traded to Minnesota in exchange for a fifth round selection (129th overall, Freddie Hamilton, in the 2010 NHL Entry Draft), June 21, 2010.							
<b>Stern, Ron</b>	<b>1998-00</b>	<b>RW</b>	<b>22</b>	<b>145</b>	<b>11</b>	<b>14</b>	<b>25</b>	<b>309</b>
	Signed as free agent, Aug. 25, 1998. Retired, Sept. 22, 2000.							
<b>Stevenson, Grant</b>	<b>2005-06</b>	<b>RW</b>	<b>37/55</b>	<b>47</b>	<b>10</b>	<b>12</b>	<b>22</b>	<b>14</b>
	Signed as free agent, April 18, 2003. Became free agent, July 1, 2007.							
<b>Stuart, Brad</b>	<b>1999-06</b>	<b>D</b>	<b>7</b>	<b>377</b>	<b>36</b>	<b>117</b>	<b>153</b>	<b>221</b>
	Selected by San Jose in the first round (third overall) of the 1998 NHL Entry Draft. Traded to Boston along with Wayne Primeau and Marco Sturm in exchange for Joe Thornton, Nov. 30, 2005.							
<b>Sturm, Marco</b>	<b>1997-06</b>	<b>LW/C</b>	<b>19</b>	<b>553</b>	<b>128</b>	<b>145</b>	<b>273</b>	<b>242</b>
	Selected by San Jose in the first round (21st overall) of the 1996 NHL Entry Draft. Traded to Boston along with Wayne Primeau and Brad Stuart in exchange for Joe Thornton, Nov. 30, 2005.							
<b>Sullivan, Mike</b>	<b>1991-93</b>	<b>C</b>	<b>47</b>	<b>171</b>	<b>16</b>	<b>21</b>	<b>37</b>	<b>49</b>
	Signed as free agent, Aug. 9, 1991. Claimed by Calgary via waivers, Jan. 6, 1994.							
<b>Sundstrom, Niklas</b>	<b>1999-03</b>	<b>RW</b>	<b>24</b>	<b>281</b>	<b>33</b>	<b>104</b>	<b>137</b>	<b>122</b>
	Acquired from Tampa Bay along with a third round selection (74th overall) in the 2000 NHL Entry Draft, in exchange for Andrei Zyuzin, Bill Houlder, Steve Guolla and Shawn Burr, Aug. 4, 1999. 74th overall selection in 2000 was later traded to Chicago, along with an additional second round selection in 2000 (49th overall) in exchange for a second round selection in 2000 (41st overall, Tero Maatta), June 24, 2000. Traded to Montreal along with a third round selection (95th overall) in the 2004 NHL Entry Draft in exchange for Jeff Hackett, Jan. 23, 2003. Hackett immediately traded to Boston along with Jeff Jillson in exchange for Kyle McLaren and a fourth round selection (126th overall, Torrey Mitchell) in the 2004 NHL Entry Draft.							
<b>Suter, Gary</b>	<b>1998-02</b>	<b>D</b>	<b>20</b>	<b>227</b>	<b>22</b>	<b>79</b>	<b>101</b>	<b>193</b>
	Acquired rights from Chicago on June 27, 1998 in exchange for a ninth round selection (240th overall) in the 1998 NHL Entry Draft. Signed as a free agent, July 1, 1998. Retired, Sept 10, 2002.							
<b>Sutter, Ron</b>	<b>1996-00</b>	<b>C</b>	<b>12</b>	<b>272</b>	<b>15</b>	<b>26</b>	<b>41</b>	<b>161</b>
	Signed as free agent, Oct. 12, 1996. Became a free agent, July 1, 2000.							
<b>Sutton, Andy</b>	<b>1998-00</b>	<b>D</b>	<b>42</b>	<b>71</b>	<b>1</b>	<b>4</b>	<b>5</b>	<b>145</b>
	Signed as free agent, March 20, 1998. Traded to Minnesota along with a seventh round selection (214th overall) in the 2000 NHL Entry Draft and a third round selection (85th overall) in the 2001 NHL Entry Draft in exchange for an eighth round selection in the 2001 NHL Entry Draft (233rd overall, traded to Calgary in exchange for Bill Lindsay on March 6, 2001) and future considerations (protection of Evgeni Nabokov in the 2000 NHL Expansion Draft), June 12, 2000.							





## SHARKS ALL-TIME ROSTER

	YEARS	POS.	NO.	GP	G	A	PTS	PIM
<b>Sutton, Ken</b>	<b>1997-98</b>	<b>D</b>	<b>5</b>	<b>8</b>	<b>0</b>	<b>0</b>	<b>0</b>	<b>15</b>
	Acquired with John MacLean from New Jersey in exchange for Doug Bodger and Dody Wood, Dec. 7, 1997. Traded to New Jersey in exchange for a fifth round selection (155th overall, Niko Dimitrakos) in the 1999 NHL Entry Draft, Aug. 26, 1998.							
<b>Sykora, Michal</b>	<b>1993-97</b>	<b>D</b>	<b>38</b>	<b>152</b>	<b>7</b>	<b>29</b>	<b>36</b>	<b>137</b>
	Selected by San Jose in the sixth round (123rd overall) of the 1992 NHL Entry Draft. Traded to Chicago with Ulf Dahlen and Chris Terrieri in exchange for Ed Belfour, Jan. 25, 1997.							

## -T-

<b>Tancill, Chris</b>	<b>1994-97</b>	<b>RW/LW</b>	<b>18</b>	<b>96</b>	<b>14</b>	<b>27</b>	<b>41</b>	<b>38</b>
	Signed as free agent, Aug. 31, 1994. Became a free agent, July 1, 1997.							
<b>Thornton, Joe*</b>	<b>2005-10</b>	<b>C</b>	<b>19</b>	<b>383</b>	<b>116</b>	<b>361</b>	<b>477</b>	<b>268</b>
	Acquired from Boston in exchange for Wayne Primeau, Brad Stuart and Marco Sturm, Nov. 30, 2005.							
<b>Thornton, Scott</b>	<b>2000-06</b>	<b>LW</b>	<b>17</b>	<b>342</b>	<b>77</b>	<b>70</b>	<b>147</b>	<b>439</b>
	Signed as free agent, July 1, 2000. Became a free agent, July 1, 2006.							
<b>Turcotte, Darren</b>	<b>1995-97</b>	<b>C</b>	<b>9/47</b>	<b>74</b>	<b>22</b>	<b>26</b>	<b>48</b>	<b>20</b>
	Acquired from Winnipeg with a second round selection (31st overall) in the 1996 NHL Entry Draft in exchange for Craig Janney, March 18, 1996. The 31st overall selection in 1996 was later traded to Chicago, along with an additional 1996 second round selection (46th overall, previously acquired from Detroit on March 16, 1996) in exchange for a first round selection (21st overall, Marco Sturm), June 22, 1996. Traded to St. Louis in exchange for Stephane Matteau, July 25, 1997.							

## -U-V-W-

<b>Vesce, Ryan</b>	<b>2008-10</b>	<b>RW</b>	<b>53</b>	<b>19</b>	<b>3</b>	<b>2</b>	<b>5</b>	<b>4</b>
	Signed as free agent, Aug. 12, 2008. Became a free agent, July 1, 2010.							
<b>Vlasic, Marc-Edouard*</b>	<b>2006-10</b>	<b>D</b>	<b>44</b>	<b>309</b>	<b>14</b>	<b>78</b>	<b>92</b>	<b>117</b>
	Selected in the second round (35th overall) of the 2005 NHL Entry Draft.							
<b>Wallin, Niclas*</b>	<b>2010</b>	<b>D</b>	<b>7</b>	<b>23</b>	<b>0</b>	<b>2</b>	<b>2</b>	<b>23</b>
	Acquired from Carolina along with a fifth round selection (127th overall, Cody Ferriero) in the 2010 NHL Entry Draft in exchange for a second round selection (53rd overall, previously acquired through Buffalo) in the 2010 NHL Entry Draft, Feb. 7, 2010.							
<b>Whitney, Ray</b>	<b>1991-97</b>	<b>LW/C</b>	<b>14/43</b>	<b>200</b>	<b>48</b>	<b>73</b>	<b>121</b>	<b>52</b>
	Selected in second round (23rd overall) of the 1991 NHL Entry Draft. Contract bought out, Aug. 21, 1997.							
<b>Widmer, Jason</b>	<b>1996-97</b>	<b>D</b>	<b>5</b>	<b>2</b>	<b>0</b>	<b>1</b>	<b>1</b>	<b>0</b>
	Signed as free agent, Aug. 26, 1996. Became free agent, July 1, 1998.							
<b>Wilkinson, Neil</b>	<b>1991-93</b>	<b>D</b>	<b>5/45</b>	<b>119</b>	<b>5</b>	<b>22</b>	<b>27</b>	<b>203</b>
	Acquired from Minnesota in Dispersal Draft, May 30, 1991. Traded to Chicago as future considerations in June 18, 1993 trade for Jimmy Waite, July 9, 1993.							
<b>Williams, David</b>	<b>1991-93</b>	<b>D</b>	<b>3/41</b>	<b>96</b>	<b>4</b>	<b>36</b>	<b>40</b>	<b>89</b>
	Signed as free agent, Aug. 9, 1991. Selected by Anaheim in Expansion Draft, June 24, 1993.							
<b>Wilson, Doug</b>	<b>1991-93</b>	<b>D</b>	<b>24</b>	<b>86</b>	<b>12</b>	<b>36</b>	<b>48</b>	<b>66</b>
	Acquired from Chicago in exchange for Kerry Toporowski and a second round selection (27th overall) in the 1992 NHL Entry Draft, Sept. 6, 1991. Retired, Sept. 10, 1993.							
<b>Wiseman, Chad</b>	<b>2002-03</b>	<b>LW</b>	<b>49</b>	<b>4</b>	<b>0</b>	<b>0</b>	<b>0</b>	<b>4</b>
	Selected in the eighth round (246th overall) of the 2000 NHL Entry Draft. Traded to the N.Y. Rangers in exchange for Nils Ekman, Aug. 12, 2003.							
<b>Wood, Dody</b>	<b>1992-98</b>	<b>LW/C</b>	<b>16/45</b>	<b>106</b>	<b>8</b>	<b>10</b>	<b>18</b>	<b>471</b>
	Selected in the third round (45th overall) of the 1991 NHL Entry Draft. Traded with Doug Bodger to New Jersey in exchange for John MacLean and Ken Sutton, Dec. 7, 1997.							





## SHARKS ALL-TIME ROSTER

## -X-Y-Z-

	YEARS	POS.	NO.	GP	G	A	PTS	PIM
<b>Yegorov, Alexei</b>	<b>1995-99</b>	<b>C</b>	<b>48</b>	<b>11</b>	<b>3</b>	<b>3</b>	<b>6</b>	<b>2</b>
	Selected in third round (66th overall) of 1994 NHL Entry Draft. Selected by Atlanta in the 1999 Expansion Draft. Deceased, March 2, 2002.							
<b>Zalesak, Miroslav</b>	<b>2002-04</b>	<b>RW</b>	<b>46/32</b>	<b>12</b>	<b>1</b>	<b>2</b>	<b>3</b>	<b>0</b>
	Selected in the fourth round (104th overall) in the 1998 NHL Entry Draft. Became free agent, Aug. 1, 2005.							
<b>Zalewski, Steven*</b>	<b>2009-10</b>	<b>C</b>	<b>48</b>	<b>3</b>	<b>0</b>	<b>0</b>	<b>0</b>	<b>0</b>
	Selected in the fifth round (153rd overall) of the 2004 NHL Entry Draft.							
<b>Zettler, Rob</b>	<b>1991-94</b>	<b>D</b>	<b>2</b>	<b>196</b>	<b>1</b>	<b>18</b>	<b>19</b>	<b>314</b>
	Acquired from Minnesota in Dispersal Draft, May 30, 1991. Traded to Philadelphia in exchange for Vyacheslav Butsayev, Feb. 1, 1994.							
<b>Zmolek, Doug</b>	<b>1992-94</b>	<b>D</b>	<b>19</b>	<b>152</b>	<b>5</b>	<b>14</b>	<b>19</b>	<b>351</b>
	Acquired from Minnesota in Dispersal Draft, May 30, 1991. Traded with Mike Lalor to Dallas in exchange for Ulf Dahlen, March 19, 1994.							
<b>Zyuzin, Andrei</b>	<b>1997-99</b>	<b>D</b>	<b>20/4</b>	<b>81</b>	<b>9</b>	<b>8</b>	<b>17</b>	<b>104</b>
	Selected in the first round (second overall) of the 1996 NHL Entry Draft. Traded along with Shawn Burr, Bill Houlder and Stephen Guolla to Tampa Bay in exchange for Niklas Sundstrom and a third round selection (74th overall) in the 2000 NHL Entry Draft, Aug. 4, 1999. 74th overall selection later traded to Chicago, along with an additional second round selection in 2000 (49th overall), in exchange for a second round selection in 2000 (41st overall, Tero Maatta), June 24, 2000.							

## GOALTENDERS

	YEARS	NO	GP	MINS	GA	W-L-T	SO	GAA
<b>Belfour, Ed</b>	<b>1996-97</b>	<b>20/30</b>	<b>13</b>	<b>757</b>	<b>43</b>	<b>3-9-0</b>	<b>1</b>	<b>3.41</b>
	Acquired from Chicago in exchange for Ulf Dahlen, Michal Sykora and Chris Terreri, Jan. 25, 1997. Became a free agent, July 1, 1997.							
<b>Boucher, Brian</b>	<b>2008-09</b>	<b>33</b>	<b>27</b>	<b>1529</b>	<b>54</b>	<b>15-7-4</b>	<b>3</b>	<b>2.12</b>
	Signed as a free agent, Feb. 26, 2008. Became free agent, July 1, 2009.							
<b>Flaherty, Wade</b>	<b>1991-97</b>	<b>31/35</b>	<b>53</b>	<b>2586</b>	<b>185</b>	<b>10-26-2</b>	<b>1</b>	<b>4.29</b>
	Signed as free agent, Sept. 3, 1991. Became free agent, July 1, 1997.							
<b>Gauthier, Sean</b>	<b>1998-99</b>	<b>30</b>	<b>1</b>	<b>3</b>	<b>0</b>	<b>0-0-0</b>	<b>0</b>	<b>0.00</b>
	Signed as a free agent, July 22, 1998. Became free agent, July 1, 1999.							
<b>Greiss, Thomas*</b>	<b>2007-10</b>	<b>1</b>	<b>19</b>	<b>911</b>	<b>42</b>	<b>7-5-2</b>	<b>0</b>	<b>2.77</b>
	Selected in the third round (94th overall) of the 2004 NHL Entry Draft.							
<b>Hackett, Jeff</b>	<b>1991-93</b>	<b>30</b>	<b>78</b>	<b>4314</b>	<b>324</b>	<b>13-57-2</b>	<b>0</b>	<b>4.51</b>
	Acquired from N.Y. Islanders in Expansion Draft, May 30, 1991. Traded to Chicago in exchange for a third round selection (66th overall, Alexei Yegorov) in the 1994 NHL Entry Draft, July 13, 1993.							
<b>Hayward, Brian</b>	<b>1991-93</b>	<b>1</b>	<b>25</b>	<b>1235</b>	<b>111</b>	<b>3-18-1</b>	<b>0</b>	<b>5.39</b>
	Acquired from Minnesota in Dispersal Draft, May 30, 1991. Became free agent, June 10, 1993.							
<b>Hrudey, Kelly</b>	<b>1996-98</b>	<b>32</b>	<b>76</b>	<b>3564</b>	<b>202</b>	<b>20-40-7</b>	<b>1</b>	<b>3.04</b>
	Signed as free agent, July 18, 1996. Retired, July 30, 1998.							
<b>Irbe, Arturs</b>	<b>1991-96</b>	<b>32</b>	<b>183</b>	<b>10286</b>	<b>595</b>	<b>57-91-26</b>	<b>8</b>	<b>3.47</b>
	Acquired from Minnesota in Dispersal Draft, May 30, 1991. Became free agent, July 1, 1996.							
<b>Kiprusoff, Miikka</b>	<b>2000-04</b>	<b>37/34</b>	<b>47</b>	<b>2390</b>	<b>113</b>	<b>14-21-3</b>	<b>3</b>	<b>2.84</b>
	Selected in the fifth round (116th overall) of the 1995 NHL Entry Draft. Traded to Calgary in exchange for a second round selection (35th overall, Marc-Edouard Vlasic) in 2005 NHL Entry Draft, Nov. 16, 2003.							





## SHARKS ALL-TIME ROSTER

	YEARS	NO	GP	MINS	GA	W-L-T	SO	GAA
<b>Muzzatti, Jason</b>	<b>1997-98</b>	<b>30</b>	<b>1</b>	<b>27</b>	<b>2</b>	<b>0-0-0</b>	<b>0</b>	<b>4.44</b>
	Acquired from N.Y. Rangers in exchange for Richard Brennan, March 24, 1998. Became free agent, July 1, 1998.							
<b>Myllys, Jarmo</b>	<b>1991-92</b>	<b>35</b>	<b>27</b>	<b>1374</b>	<b>115</b>	<b>3-18-1</b>	<b>0</b>	<b>5.02</b>
	Acquired from Minnesota in Dispersal Draft, May 30, 1991. Traded to Toronto in exchange for future considerations, June 15, 1992.							
<b>Nabokov, Evgeni</b>	<b>1999-10</b>	<b>20/35</b>	<b>563</b>	<b>32492</b>	<b>1294</b>	<b>293-178-66</b>	<b>50</b>	<b>2.39</b>
	Selected in the ninth round (215th overall) of the 1994 NHL Entry Draft. Became free agent, July 1, 2010.							
<b>Patzold, Dimitri</b>	<b>2007-08</b>	<b>30</b>	<b>3</b>	<b>44</b>	<b>4</b>	<b>0-0-0</b>	<b>0</b>	<b>5.45</b>
	Selected in the fourth round (107th overall) of the 2001 NHL Entry Draft. Became free agent, July 1, 2008.							
<b>Sarjeant, Geoff</b>	<b>1995-96</b>	<b>29</b>	<b>4</b>	<b>171</b>	<b>14</b>	<b>0-2-1</b>	<b>0</b>	<b>4.91</b>
	Signed as free agent, Sept. 7, 1995. Became free agent, July 1, 1996.							
<b>Schaefer, Nolan</b>	<b>2005-06</b>	<b>31</b>	<b>7</b>	<b>352</b>	<b>11</b>	<b>5-1-0</b>	<b>1</b>	<b>1.88</b>
	Selected in the fifth round (166th overall) of the 2000 NHL Entry Draft. Traded to Pittsburgh in exchange for a seventh round selection (201st overall, Justin Braun) in the 2007 NHL Entry Draft, Feb. 27, 2007.							
<b>Shields, Steve</b>	<b>1998-01</b>	<b>31</b>	<b>125</b>	<b>7094</b>	<b>289</b>	<b>48-49-21</b>	<b>10</b>	<b>2.44</b>
	Acquired from Buffalo, along with a fourth round selection (104th overall, Miroslav Zalesak) in the 1998 NHL Entry Draft in exchange for Kay Whitmore, a second round selection (50th overall, previously acquired from Colorado, Nov. 20, 1997) and a fifth round selection (150th overall) in the 2000 NHL Entry Draft, June 18, 1998. Traded to Anaheim, along with Jeff Friesen and a second round (36th overall) selection in the 2003 NHL Entry Draft in exchange for Teemu Selanne, March 5, 2001.							
<b>Terreri, Chris</b>	<b>1995-97</b>	<b>30</b>	<b>68</b>	<b>3716</b>	<b>210</b>	<b>19-39-4</b>	<b>0</b>	<b>3.39</b>
	Acquired from New Jersey in exchange for second round selection (28th overall) in the 1996 NHL Entry Draft, Nov. 15, 1995. Traded with Ulf Dahlen and Michal Sykora to Chicago in exchange for Ed Belfour, Jan. 25, 1997.							
<b>Toskala, Vesa</b>	<b>2001-07</b>	<b>35/29</b>	<b>115</b>	<b>6269</b>	<b>245</b>	<b>65-28-10</b>	<b>8</b>	<b>2.34</b>
	Selected in the fourth round (90th overall) of the 1995 NHL Entry Draft. Traded to Toronto, along with Mark Bell, in exchange for a first round selection (13th overall, traded to St. Louis on June 22, 2007) in the 2007 NHL Entry Draft, a second round selection (44th overall, traded to St. Louis on June 22, 2007) and a fourth round selection (traded to Nashville on June 21, 2008) in the 2009 NHL Entry Draft, June 22, 2007.							
<b>Vernon, Mike</b>	<b>1997-99</b>	<b>29</b>	<b>111</b>	<b>6395</b>	<b>253</b>	<b>46-44-18</b>	<b>9</b>	<b>2.30</b>
	Acquired from Detroit in exchange for a second round selection (41st overall) in the 1998 NHL Entry Draft and a second round selection (47th overall) in the 1999 NHL Entry Draft, Aug. 18, 1997. Traded to Florida along with a third round selection (82nd overall) in the 2000 NHL Entry Draft in exchange for Radek Dvorak. Dvorak immediately traded to N.Y. Rangers in exchange for Todd Harvey and a fourth round selection (107th overall, Dimitri Patzold) in the 2001 NHL Entry Draft, Dec. 30, 1999.							
<b>Waite, Jimmy</b>	<b>1993-95</b>	<b>29</b>	<b>15</b>	<b>697</b>	<b>50</b>	<b>3-7-0</b>	<b>0</b>	<b>4.30</b>
	Acquired from Chicago in exchange for future considerations (Neil Wilkinson on July 9, 1993), June 18, 1993. Traded to Chicago in exchange for fourth round selection (93rd overall) in the 1997 NHL Entry Draft on Feb. 6, 1995. 93rd overall selection in 1997 was later traded to N.Y. Rangers, along with a 1997 sixth round selection (136th overall) in exchange for a fourth round selection (82nd overall, Adam Colagiacomo), June 21, 1997.							





## SHARKS BY THE NUMBERS

The following lists the numbers worn by those who've played at least one regular season game for the San Jose Sharks. Additional numbers worn by a player are in parenthesis. Players on the current Sharks roster are in **bold**.

NO	PLAYER	YEARS	NO	PLAYER	YEARS
1	Brian Hayward	1991-93	9	Brian Lawton	1991-93
	<b>Thomas Griess</b>	<b>2007-current</b>		Jon Morris	1992-93
2	Rob Zettler	1991-94		Gary Emmons	1993-94
	Jim Kyte	1994-96		Darren Turcotte (8, 47)	1995-96
	Bill Houlder	1997-99		Bernie Nicholls	1996-99
	Bobby Dollas	2000-01		Todd Harvey (13)	1999-01
	Mike Rathje (40)	2001-04		Adam Graves	2001-03
3	David Williams (41)	1991-93		Viacheslav Butsayev	2001-04
	Ilya Byakin	1994-95		Milan Michalek	2003-09
	Doug Bodger (5)	1995-97	10	Tony Hrkac	1991-92
	Bob Rouse	1998-00		Johan Garpenlov	1991-95
	Steve Bancroft	2001-02		Marcus Ragnarsson (33)	1996-03
	Daniel McGillis	2002-03		Alyn McCauley	2003-06
	<b>Douglas Murray (41)</b>	<b>2006-current</b>		Christian Ehrhoff (44)	2006-09
4	Andrei Zyuzin (20)	1998-99	11	Kelly Kisio	1991-93
	Greg Hawgood	1996-97		Yvon Corriveau	1992-93
	Jay More	1991-96		Gaetan Duchesne	1993-95
	John Jakopin	2002-03		Owen Nolan	1995-03
	Kyle McLaren	2002-08		Marcel Goc (57)	2005-09
	Rob Blake	2008-10	12	Dean Evason (8)	1992-93
5	Neil Wilkinson	1991-93		Bob Errey (14, 22)	1993-95
	Mike Lalor	1993-94		Kevin Miller (8)	1994-95
	Jason Widmer	1996-97		Ron Sutter	1996-00
	Doug Bodger (3)	1997-98		Bill Lindsay	2000-01
	Ken Sutton	1997-98		Brad Stuart (7)	2000-01
	Jeff Norton (8)	1998-01		<b>Patrick Marleau (14)</b>	<b>2001-current</b>
	Jeff Jillson	2001-03	13	Rick Lessard	1991-92
	Rob Davison (38)	2003-08		Jamie Baker	1993-96/1998-99
6	Ken Hammond	1991-92		Todd Harvey (9)	2001-04
	Sandis Ozolinsh (24)	1992-96		Bill Guerin	2006-07
	Scott Hannan (22, 43)	1998-99	14	Steve Bozek	1991-92
	Jason Marshall	2003-04		Ray Whitney (43)	1992-97
	Josh Gorges	2005-07		Bob Errey (12, 22)	1996-97
7	Wayne Presley	1991-92		<b>Patrick Marleau (12)</b>	<b>1997-01</b>
	Mikhail Kravets	1992-93		Jonathan Cheechoo	2002-09
	Igor Larionov	1993-95	15	David Bruce	1991-92
	Ville Peltonen	1996-97		Craig Janney	1994-95
	Richard Brennan	1997-98		Alexei Yegorov (48)	1996-97
	Shawn Burr (28)	1998-99		Dave Lowry (26)	1997-00
	Brad Stuart (12)	1999-05		John MacLean	1997-98
	Mark Bell	2006-07		Alexander Korolyuk (27, 48, 94)	1998-02
	<b>Niclas Wallin</b>	<b>2009-current</b>		Wayne Primeau	2003-06
8	Dean Evason (12)	1991-92		Ville Nieminen	2006-07
	Larry DePalma	1992-93		<b>Dany Heatley</b>	<b>2009-current</b>
	Jeff Norton (5)	1993-95	16	Mark Pavelich	1991-92
	Kevin Miller (12)	1995-96		Perry Berezan	1991-92
	Darren Turcotte (9, 47)	1996-97		Dody Wood (45)	1994-98
	Jarrold Skalde	1997-99		Alex Hicks	1998-99
	Teemu Selanne	2001-03		Mark Smith	2000-07
	<b>Joe Pavelski (53)</b>	<b>2006-current</b>		<b>Devin Setoguchi</b>	<b>2007-current</b>





## SHARKS BY THE NUMBERS

NO	PLAYER	YEARS	NO	PLAYER	YEARS
17	Pat Falloon	1991-92	21	Craig Coxie	1991-92
	Stephen Guolla (36)	1996-98		Peter Ahola	1992-93
	Joe Murphy	1997-99		Yvon Corriveau	1992-93
	Scott Thornton	2000-06		Dave Brown	1995-96
	<b>Torrey Mitchell</b>	<b>2007-current</b>		Tony Granato	1996-01
18	Dave Snuggerud	1991-92		Jim Fahey	2002-06
	Mark Pederson	1992-93		Alexei Semenov	2007-09
	Mike Lalor	1993-94		<b>Scott Nichol</b>	<b>2009-current</b>
	Chris Tancill	1994-97	22	Mike McHugh	1991-92
	Mike Ricci	1997-04		Paul Fenton	1991-92
	Matthew Carle (25)	2006-08		Lyndon Byers	1992-93
19	Brian Mullen	1991-92		Ulf Dahlen	1993-97
	Doug Zmolek	1992-94		Bob Errey (12, 14)	1996-97
	Jeff Friesen (39)	1995-96		Murray Craven (32)	1997-98
	Tim Hunter	1996-97		Ronnie Stern	1998-00
	Marco Sturm	1997-05		Scott Hannan (6, 43)	2000-07
	<b>Joe Thornton</b>	<b>2005-current</b>		<b>Dan Boyle</b>	<b>2008-current</b>
20	John Carter	1991-92	23	Link Gaetz	1991-92
	Kip Miller	1993-94		Andrei Nazarov (62)	1993-96
	Ed Belfour (30)	1997		Todd Gill	1996-98
	Andrei Zyuzin (4)	1997-98		Shawn Heins	1998-03
	Gary Suter	1998-02		Nicholas Dimitrakos	2002-06
	Evgeni Nabokov (35)	2002-10			



Douglas Murray wore No. 41 in 2005-06.





## SHARKS BY THE NUMBERS

NO	PLAYER	YEARS	NO	PLAYER	YEARS
24	Doug Wilson	1991-92	30	Ed Belfour (20)	1997
	Sergei Makarov	1993-95		Jeff Hackett	1991-92
	Barry Potomski	1997-98		Chris Terreri	1996-97
	Niklas Sundstrom	1999-03		Jason Muzzatti	1997-98
	Brad Boyes	2003-04		Sean Gauthier	1998-99
	Josh Langfeld	2005-06		Dimitri Patzold	2007-08
	Sandis Ozolinsh (6)	2007-08	31	Wade Flaherty	1991-92
	Travis Moen	2009		Steve Shields	1998-01
25	Bob McGill	1991-92		Nolan Schaefer	2005-06
	Dave Maley	1992-94	32	Arturs Irbe	1991-92
	Viktor Kozlov (47)	1995-98		Kelly Hrudey	1996-98
	Mike Craig (26)	1998-99		Murray Craven (22)	1998-00
	Vincent Damphousse	1999-04		Stephane Matteau (37)	2000-02
	Matthew Carle (18)	2005-06		Miroslav Zalesak (46)	2003-04
	Mike Grier	2006-09		Claude Lemieux	2008-09
26	Peter Lappin	1991-92	33	Dale Craigwell	1991-92
	Petri Skriko	1992-93		Marcus Ragnarsson (10)	1995-96
	Robin Bawa	1992-93		Marty McSorley	1996-98
	Vlastimil Kroupa (44)	1993-95		Brantt Myhrnes	1998-00
	Ray Sheppard	1995-96		Brian Boucher	2007-09
	Chris Lipuma	1996-97	34	Mike Colman	1991-92
	Dave Lowry (15)	1997-00		Yves Racine (47)	1995-96
	Jim Montgomery	2000-01		Niklas Andersson	1997-98
	Mike Craig (25)	2001-02		Miikka Kiprusoff (37)	2000-01
	Lynn Loyns	2002-04		Patrick Rissmiller	2003-08
	Steve Bernier (46)	2005-08	35	Jarmo Myllys	1991-92
27	Perry Anderson	1991-92		Evgeni Nabokov (20)	1999-02
	Hubie McDonough	1992-93		Vesa Toskala (29)	2001/2003-07
	Dave Capuano	1993-94	36	Jeff Odgers	1991-92
	Todd Elik	1993-95		Todd Ewen	1996-97
	Bryan Marchment	1997-03		Stephen Guolla (17)	1998-99
	Alexander Korolyuk (15, 48, 94)	1997-98		Dwight Helminen	2009-10
	Scott Parker	2003-07	37	Don Barber	1991-92
	Jeremy Roenick	2007-09		Rob Gaudreau	1992-93
	Manny Malhotra	2009-10		Ville Peltonen	1995-96
28	J.F. Quintin	1991-92		Stephane Matteau (32)	1997-00
	Sergei Bautin	1995-96		Miikka Kiprusoff (34)	2001-03
	Iain Fraser	1996-97		Curtis Brown	2004, 2006-08
	Shawn Burr (7)	1997-98		Grant Stevenson (55)	2005-06
	Mikael Samuelsson	2000-01		Brad Lukowich	2008-09
	Matt Bradley (44)	2001-03	38	Pat MacLeod	1991-92
	Nils Ekman	2003-06		Michal Sykora	1993-97
	<b>Jay Leach</b>	<b>2009-current</b>		Rob Davison (5)	2002-03
29	Dean Kolstad	1992-93	39	Ed Courtenay	1991-92
	Jimmy Waite	1993-94		Jeff Friesen (19)	1994-01
	Geoff Sarjeant	1995-96		Tomas Plihal	2006-09
	Mike Vernon	1997-00		<b>Logan Couture</b>	<b>2009-current</b>
	Paul Kruse	2000-01	40	Mikhail Kravets	1991-92
	Vesa Toskala (35)	2002-03		Mark Beaufait	1992-93
	<b>Ryane Clowe</b>	<b>2005-current</b>		Mike Rathje (2)	1993-2001
				Riley Armstrong	2008-09
				<b>Kent Huskins</b>	<b>2009-current</b>





## SHARKS BY THE NUMBERS

NO	PLAYER	YEARS	NO	PLAYER	YEARS
41	David Williams (3)	1991-93	47	Mike Sullivan	1991-94
	Tom Pederson	1992-96		Viktor Kozlov (25)	1994-95
	Ryan Kraft	2002-03		Darren Turcotte (8, 9)	1995-96
	<b>Douglas Murray (3)</b>	<b>2005-06</b>		Yves Racine (34)	1995-96
	Jed Ortmeyer	2009-10		Tom Cavanagh	2007-09
42	Dave Maley	1992-93		Joe Callahan	2009-10
	Jaroslav Otevrel (50)	1992-93	48	Alexei Yegorov	1995-96
	Shean Donovan	1994-97		Alexander Korolyuk (15, 27, 94)	1997
	Andy Sutton	1998-00		<b>Steven Zalewski</b>	<b>2009-current</b>
	Tom Preissing	2003-06	49	Chad Wiseman	2002-03
43	Ray Whitney (14)	1991-92		Mathieu Darche	2006-07
	Jeff McLean	1993-94	50	Jaroslav Otevrel (42)	1993-94
	Jan Caloun (91)	1995-96		Hannes Hyvonen	2001-02
	Al Iafate	1996-98	51	Brian Campbell	2008
	Scott Hannan (6, 22)	1999-00	52	Craig Rivet	2006-08
	Matt Carkner	2005-06	53	Jesse Fibiger	2002-03
	Lukas Kaspar	2007-09		<b>Joe Pavelski (8)</b>	<b>2006</b>
44	Kevin Evans	1991-92		Ryan Vesce	2008-10
	Michel Picard	1992-93	55	Grant Stevenson (37)	2005-06
	Shawn Cronin	1993-95	57	Marcel Goc (11)	2004
	Vlastimil Kroupa (26)	1995-97	59	Brad Staubitz	2008-10
	Matt Bradley (28)	2000-01	<b>60</b>	<b>Jason Demers</b>	<b>2009-current</b>
	Christian Ehrhoff (10)	2003-06	62	Andrei Nazarov (23)	1996-98
	<b>Marc-Edouard Vlasic</b>	<b>2006-current</b>	<b>64</b>	<b>Jamie McGinn</b>	<b>2008-current</b>
45	Neil Wilkinson	1991	<b>65</b>	<b>Derek Joslin</b>	<b>2008-current</b>
	Claudio Scremin	1991-92	<b>68</b>	<b>Frazer McLaren</b>	<b>2009-current</b>
	Dody Wood (16)	1992-93	<b>78</b>	<b>Benn Ferriero</b>	<b>2009-current</b>
	Jody Shelley	2007-10	91	Jan Caloun (43)	1996-97
46	Steve Bernier (26)	2005	94	Alexander Korolyuk (15, 27, 48)	2003-04
	Miroslav Zalesak (32)	2002-03			
	Mike Iggyden	2007-08			



*Alexander Korolyuk has worn the most numbers (four) and has the highest sweater number (94) in Sharks history.*





## ALL-TIME SHARKS SCORING

Current Sharks players are in **BOLD**.

Rank	POS	NO	PLAYER	GP	G	A	PTS	+/-	PIM	PP	SH	GW	S	PCTG	PT/GM
1	C	12,14	Patrick Marleau	953	320	373	693	22	325	97	11	59	2194	14.6	0.73
2	C	19	Joe Thornton	383	116	361	477	106	268	44	1	19	806	14.4	1.25
3	R	11	Owen Nolan	568	206	245	451	-34	934	75	14	25	1668	12.4	0.79
4	C/L	39,19	Jeff Friesen	512	149	201	350	-19	316	43	13	25	1121	13.3	0.68
5	R	14	Jonathan Cheechoo	440	165	126	291	42	304	62	3	36	1208	13.7	0.66
6	C	25	Vincent Damphousse	385	92	197	289	14	316	39	3	19	852	10.8	0.75
7	C/L	19	Marco Sturm	553	128	145	273	42	242	32	14	27	1119	11.4	0.49
8	C	18	Mike Ricci	529	101	162	263	19	355	38	6	15	723	14.0	0.50
9	R	9	Milan Michalek	317	91	123	214	49	184	26	1	25	763	11.9	0.68
10	C	8,53	Joe Pavelski	275	83	95	178	11	118	24	5	15	812	10.2	0.65
11	R	17	Pat Falloon	258	76	86	162	-65	75	16	1	6	614	12.4	0.63
12	D	2,40	Mike Rathje	671	27	128	155	11	439	11	1	2	687	3.9	0.23
13	D	7	Brad Stuart	377	36	117	153	27	221	16	1	8	581	6.2	0.41
14	D	10,33	Vincent Damphousse	519	28	125	153	-25	392	12	0	5	558	5.0	0.29
15	L	29	Ryane Clowe	244	60	93	153	9	291	19	0	6	479	12.5	0.63
16	L	17	Scott Thornton	342	77	70	147	-6	439	16	0	10	616	12.5	0.43
17	R/L	94,27,41,15	Alexander Korolyuk	296	62	80	142	26	140	13	0	5	540	11.5	0.48
18	R	24	Niklas Sundstrom	281	33	104	137	22	122	6	3	2	300	11.0	0.49
19	L	10	Johan Garpenlov	184	46	86	132	-22	90	22	0	5	333	13.8	0.72
20	D	24,6	Sandis Ozolinsh	212	46	86	132	-8	122	12	1	5	383	12.0	0.62
21	D	44,10	Christian Ehrhoff	341	25	107	132	19	244	14	0	8	608	4.1	0.39
22	R	8	Teemu Selanne	176	64	67	131	-16	70	18	1	15	486	13.2	0.74
23	D	22,6,43	Scott Hannan	508	25	102	127	45	329	3	1	4	596	4.2	0.25
24	L/C	43,14	Ray Whitney	200	48	73	121	-49	52	10	2	3	307	15.6	0.61
25	L	32,37	Stephane Matteau	345	55	64	119	12	241	3	1	8	348	15.8	0.34
26	R	16	Devin Setoguchi	195	62	56	118	22	52	22	0	9	516	12.0	0.61
27	C	11	Kelly Kisio	126	37	78	115	-22	144	11	5	4	220	16.8	0.91
28	D	22	Dan Boyle	153	31	84	115	12	122	14	0	7	393	7.9	0.75
29	L	28	Nils Ekman	159	43	69	112	50	88	6	4	7	323	13.3	0.70
30	D	20	Gary Suter	227	22	79	101	28	193	9	1	2	507	4.3	0.44
31	R	21	Tony Granato	278	57	42	99	1	387	10	2	8	567	10.1	0.36
32	R	22	Ulf Dahlien	161	41	52	93	-34	46	15	1	9	309	13.3	0.58
33	D	5,8	Jeff Norton	225	12	81	93	21	174	3	0	1	231	5.2	0.41
34	R	24	Sergei Makarov	123	40	52	92	7	118	11	0	6	211	19.0	0.75
35	D	44	Marc-Edouard Vlasic	309	14	78	92	37	117	7	0	1	316	4.4	0.30
36	C	27	Todd Elik	97	32	51	83	0	107	13	0	4	230	13.9	0.86
37	C	10	Alyn McCauley	174	35	48	83	18	62	12	2	7	280	12.5	0.48
38	R/C	13,9	Todd Harvey	301	34	49	83	28	335	3	0	3	306	11.1	0.28
39	D	4	Kyle McLaren	302	12	71	83	19	301	1	1	1	259	4.6	0.27
40	C	7	Igor Larionov	97	23	59	82	11	54	4	2	3	146	15.8	0.85
41	C	15	Craig Janney	98	18	64	82	-39	36	7	0	2	109	16.5	0.84
42	R	36	Jeff Odgers	334	48	34	82	-72	1001	13	0	2	368	13.0	0.25
43	D	15	Dany Heatley	82	39	43	82	14	54	18	1	9	280	13.9	1.00
44	R	26,46	Steve Bernier	160	42	39	81	7	126	12	1	5	275	15.3	0.51
45	R	37	Rob Gaudreau	143	38	40	78	-28	46	11	2	5	342	11.1	0.55
46	R	25	Mike Grier	221	35	43	78	-5	92	3	7	7	365	9.6	0.35
47	C	9	Bernie Nicholls	135	18	57	75	-29	93	5	1	0	229	7.9	0.56
48	D	4	Rob Blake	143	17	58	75	29	170	10	0	2	380	4.5	0.52
49	C/L	25,47	Viktor Kozlov	174	29	40	69	-38	50	7	0	4	365	7.9	0.40
50	D	41	Tom Pederson	225	19	47	66	-36	133	6	0	4	405	4.7	0.29
51	C	16	Mark Smith	323	22	44	66	-4	398	4	1	2	316	7.0	0.20
52	D	27	Bryan Marchment	334	13	53	66	33	706	0	1	3	320	4.1	0.20
53	D	2	Bill Houlder	158	16	48	64	21	88	11	0	7	217	7.4	0.41
54	D	25,18	Matthew Carle	151	16	47	63	-1	70	12	0	3	185	8.6	0.42
55	D	42	Tom Preissing	143	13	49	62	25	38	4	0	3	220	5.9	0.43
56	C	13	Jamie Baker	186	35	27	62	-23	139	2	7	2	246	14.2	0.33





## ALL-TIME SHARKS SCORING

Rank	POS	NO	PLAYER	GP	G	A	PTS	+/-	PIM	PP	SH	GW	S	PCTG	PT/GM
57	R	17	Joe Murphy	86	30	27	57	11	87	9	0	2	205	14.6	0.66
58	C	8,12	Dean Evason	158	23	34	57	-57	231	4	0	2	195	11.8	0.36
59	L/R	8,12	Kevin Miller	89	28	27	55	-8	54	3	3	4	187	15.0	0.62
60	C	11	Marcel Goc	265	20	34	54	-30	76	2	1	3	383	5.2	0.20
61	R	23	Nicholas Dimitrakos	134	19	34	53	-1	83	5	0	4	216	8.8	0.40
62	L	23,62	Andrei Nazarov	169	23	28	51	-24	490	3	0	2	221	10.4	0.30
63	D	4	Jay More	287	12	38	50	-97	545	1	1	1	297	4.0	0.17
64	R	9	Adam Graves	163	26	23	49	-3	83	2	3	1	257	10.1	0.30
65	D	3,5	Doug Bodger	166	9	40	49	-32	146	3	0	2	231	3.9	0.30
66	C	8,9,47	Darren Turcotte	74	22	26	48	0	20	3	2	6	159	13.8	0.65
67	D	24	Doug Wilson	86	12	36	48	-66	66	5	0	0	233	5.2	0.56
68	C	9	Brian Lawton	80	17	30	47	-34	54	7	0	1	160	10.6	0.59
69	R	26	Ray Sheppard	51	27	19	46	-19	10	12	0	4	170	15.9	0.90
70	L	19	Brian Mullen	72	18	28	46	-14	66	5	3	1	168	10.7	0.64
71	C	27	Jeremy Roenick	111	18	28	46	-9	50	8	0	10	139	12.9	0.41
72	C/L	22,32	Murray Craven	129	16	29	45	-1	47	2	4	4	180	8.9	0.35
73	C	34	Patrick Rissmiller	180	18	27	45	-6	60	2	0	3	247	7.3	0.25
74	L/R	15	David Bruce	79	24	19	43	-36	79	12	1	1	178	13.5	0.54
75	D	52	Craig Rivet	91	6	37	43	11	116	2	0	0	136	4.4	0.47
76	L	12,22	Bob Errey	107	17	26	43	-9	173	5	0	2	146	11.6	0.40
77	D	23	Todd Gill	143	8	34	42	-33	132	4	0	1	201	4.0	0.29
78	R	42	Shean Donovan	181	25	17	42	-38	109	0	2	2	225	11.1	0.23
79	L/R	18	Chris Tancill	96	14	27	41	-16	38	1	2	0	152	9.2	0.43
80	C	12	Ron Sutter	272	15	26	41	-21	161	1	3	4	270	5.6	0.15
81	D	3,41	David Williams	96	4	36	40	-40	89	3	0	1	151	2.6	0.42
82	C	15	Wayne Primeau	100	15	24	39	0	107	1	2	2	190	7.9	0.39
83	L	11	Gaetan Duchesne	117	14	25	39	2	44	0	1	3	169	8.3	0.33
<b>84</b>	<b>D</b>	<b>41,3</b>	<b>Douglas Murray</b>	<b>289</b>	<b>5</b>	<b>33</b>	<b>38</b>	<b>32</b>	<b>260</b>	<b>1</b>	<b>0</b>	<b>1</b>	<b>228</b>	<b>2.2</b>	<b>0.13</b>
85	C	32,47	Mike Sullivan	171	16	21	37	-63	49	1	4	2	188	8.5	0.22
86	D	38	Michal Sykora	152	7	29	36	-12	137	2	0	0	147	4.8	0.24
87	C	37	Curtis Brown	123	15	18	33	3	72	0	2	3	143	10.5	0.27
88	C	27	Manny Malhotra	71	14	19	33	17	41	2	0	4	111	12.6	0.46
89	R	15	John MacLean	51	13	19	32	0	28	5	0	2	139	9.4	0.63
<b>90</b>	<b>C</b>	<b>17</b>	<b>Torrey Mitchell</b>	<b>138</b>	<b>12</b>	<b>19</b>	<b>31</b>	<b>3</b>	<b>77</b>	<b>1</b>	<b>2</b>	<b>0</b>	<b>169</b>	<b>7.1</b>	<b>0.22</b>
91	C	33	Dale Craigwell	98	11	18	29	-20	28	4	1	2	80	13.8	0.30
92	R	28,44	Matt Bradley	121	12	17	29	21	99	0	0	2	100	12.0	0.24
93	D	33	Marty McSorley	113	6	22	28	4	326	0	1	1	120	5.0	0.25
94	L	15,26	Dave Lowry	143	11	17	28	-4	93	2	0	1	130	8.5	0.20
95	C/L	17	Stephen Guolla	64	16	11	27	-9	20	2	0	2	112	14.3	0.42
96	D	5	Neil Wilkinson	119	5	22	27	-61	203	1	1	0	146	3.4	0.23
97	C	16	Perry Berezan	94	15	11	26	-44	58	5	2	2	149	10.1	0.28
98	R	22	Ronnie Stern	145	11	14	25	-12	309	1	0	2	157	7.0	0.17
99	D	43	Al Iafrate	59	8	16	24	-11	119	5	0	0	128	6.3	0.41
100	D	5	Jeff Jilson	74	5	19	24	-5	38	3	0	2	69	7.2	0.32
101	D	21	Jim Fahey	79	1	23	24	-16	65	0	0	0	107	0.9	0.30
102	C	37,55	Grant Stevenson	47	10	12	22	-7	14	5	0	2	67	14.9	0.47
103	R	7	Wayne Presley	47	8	14	22	-29	76	3	0	0	114	7.0	0.47
<b>104</b>	<b>D</b>	<b>40</b>	<b>Kent Huskins</b>	<b>82</b>	<b>3</b>	<b>19</b>	<b>22</b>	<b>6</b>	<b>47</b>	<b>0</b>	<b>0</b>	<b>0</b>	<b>47</b>	<b>6.4</b>	<b>0.27</b>
105	D	26,44	Vlastimil Kroupa	103	4	18	22	-47	66	2	0	1	55	7.3	0.21
106	L	7	Mark Bell	71	11	10	21	-9	83	3	0	2	116	9.5	0.30
<b>107</b>	<b>D</b>	<b>60</b>	<b>Jason Demers</b>	<b>51</b>	<b>4</b>	<b>17</b>	<b>21</b>	<b>5</b>	<b>21</b>	<b>3</b>	<b>0</b>	<b>1</b>	<b>52</b>	<b>7.7</b>	<b>0.41</b>
108	R	39	Ed Courtenay	44	7	13	20	-21	10	2	0	1	63	11.1	0.45
109	D	51	Brian Campbell	20	3	16	19	9	8	2	0	0	40	7.5	0.95
110	D	19	Doug Molek	152	5	14	19	-59	351	2	0	0	123	4.1	0.13
111	D	2	Rob Zettler	196	1	18	19	-80	314	0	0	0	160	0.6	0.10
<b>112</b>	<b>C</b>	<b>21</b>	<b>Scott Nichol</b>	<b>79</b>	<b>4</b>	<b>15</b>	<b>19</b>	<b>0</b>	<b>72</b>	<b>0</b>	<b>1</b>	<b>0</b>	<b>93</b>	<b>4.3</b>	<b>0.24</b>
113	RW	41	Jed Ortmeyer	76	8	11	19	4	37	0	0	1	131	6.1	0.25





## ALL-TIME SHARKS SCORING

Rank	POS	NO	PLAYER	GP	G	A	PTS	+/-	PIM	PP	SH	GW	S	PCTG	PT/GM
114	L	64	Jamie McGinn	94	14	5	19	-9	40	1	0	3	103	13.6	0.20
115	L	7,37	Ville Peltonen	59	4	14	18	-15	14	1	0	0	93	4.3	0.31
116	D	4	Greg Hawgood	63	6	12	18	-22	69	3	0	0	83	7.2	0.29
117	C/L	45,16	Dody Wood	106	8	10	18	-11	471	0	1	0	95	8.4	0.17
118	D	47,34	Yves Racine	32	1	16	17	-3	28	0	0	0	35	2.9	0.53
119	D	38	Pat MacLeod	50	5	12	17	-51	14	3	0	0	97	5.2	0.34
120	D	20, 4	Andrei Zyuzin	81	9	8	17	13	104	4	0	2	116	7.8	0.21
121	D	3	Daniel McGillis	37	3	13	16	-6	30	2	0	0	71	4.2	0.43
122	L/C	14	Steve Bozek	58	8	8	16	-30	27	2	0	0	105	7.6	0.28
123	L	20	John Carter	59	7	9	16	-27	81	0	1	0	115	6.1	0.27
124	L	39	Tomas Plhal	89	7	9	16	0	26	0	1	1	123	5.7	0.18
125	D	6	Ken Hammond	46	5	10	15	-17	82	2	0	0	93	5.4	0.33
126	L	22	Paul Fenton	60	11	4	15	-39	33	3	2	1	96	11.5	0.25
127	D	2	Jim Kyte	75	3	12	15	-19	179	0	0	1	46	6.5	0.20
128	L	45	Jody Shelley	137	3	11	14	-7	285	0	0	1	95	3.2	0.10
129	D	5, 38	Rob Davison	176	2	12	14	2	238	0	0	0	108	1.9	0.08
130	L	28,7	Shawn Burr	60	6	7	13	-1	79	0	0	0	85	7.1	0.22
131	C	10	Tony Hrkac	22	2	10	12	-2	4	0	0	0	31	6.5	0.55
132	C	8	Jarrod Skalde	39	5	7	12	-8	18	0	0	0	47	10.6	0.31
133	D	23	Link Gaetz	48	6	6	12	-27	326	3	0	0	73	8.2	0.25
134	L	27	Perry Anderson	48	4	8	12	-17	143	0	0	0	57	7.0	0.25
135	D	21	Alexei Semenov	69	2	10	12	-5	93	1	0	0	51	3.9	0.17
136	D	3	Bob Rouse	96	0	12	12	-3	63	0	0	0	95	0.0	0.13
137	R	91,43	Jan Caloun	13	8	3	11	2	0	2	0	0	23	34.8	0.85
138	R	24	Josh Langfeld	39	2	9	11	4	16	0	1	0	53	3.8	0.28
139	L	11, 21	Yvon Corriveau	20	3	7	10	-7	0	1	0	0	32	9.4	0.50
140	L	28	J.F. Quintin	22	5	5	10	-2	4	0	0	0	24	20.8	0.45
141	L	18	Mark Pederson	27	7	3	10	-20	22	1	0	0	42	16.7	0.37
142	L	18	Dave Snuggerud	36	4	6	10	-15	18	0	1	1	70	5.7	0.28
143	D	23	Shawn Heins	81	3	7	10	0	105	2	0	0	80	3.8	0.12
144	D	6	Josh Gorges	96	1	9	10	2	57	0	0	0	62	1.6	0.10
145	G	20, 35	Evgeni Nabokov	563	1	9	10	0	100	1	0	0	2	50.0	0.02
146	R	13	Bill Guerin	16	8	1	9	2	14	2	0	1	36	22.2	0.56
147	L	15	Ville Nieminen	52	4	5	9	-10	24	0	1	0	71	5.6	0.17
148	R	59	Brad Staubitz	82	4	5	9	0	186	0	0	2	46	8.7	0.11
149	C	39	Logan Couture	25	5	4	9	4	6	1	0	1	42	11.9	0.36
150	L	8	Larry DePalma	20	2	6	8	-14	41	1	0	0	29	6.9	0.40
151	C	27	Hubie McDonough	30	6	2	8	-21	6	2	0	0	41	14.6	0.27
152	D	37	Brad Lukowich	58	0	8	8	5	12	0	0	0	43	0.0	0.14
153	L	42, 50	Jaroslav Otevre	16	3	4	7	-11	2	1	0	0	15	20.0	0.44
154	C	26	Petri Skriko	17	4	3	7	-8	6	2	1	0	35	11.4	0.41
155	C	26	Jim Montgomery	28	1	6	7	-1	19	1	0	0	17	5.9	0.25
156	L	25, 42	Dave Maley	62	1	6	7	-26	156	1	0	0	52	1.9	0.11
157	C	15, 48	Alexei Yegorov	11	3	3	6	-4	2	2	0	0	10	30.0	0.55
158	LW	68	Frazer McLaren	23	1	5	6	6	54	0	0	0	13	7.7	0.26
159	D	3	Ilya Byakin	13	0	5	5	-9	14	0	0	0	19	0.0	0.38
160	R	22	Lyndon Byers	18	4	1	5	-2	122	0	0	0	18	22.2	0.28
161	C	53	Ryan Vesce	19	3	2	5	-3	4	0	0	1	31	9.7	0.26
162	LW	24	Travis Moen	19	3	2	5	-1	14	0	1	1	24	12.5	0.26
163	D	21	Peter Ahola	20	2	3	5	-6	16	0	0	0	32	6.3	0.25
164	RW	78	Benn Ferriero	24	2	3	5	4	8	0	0	0	42	4.8	0.21
165	R	26	Robin Bawa	42	5	0	5	-25	47	0	0	1	25	20.0	0.12
166	G	30	Chris Terreri	68	0	5	5	0	4	0	0	0	0	0.0	0.07
167	R	27	Scott Parker	71	2	3	5	3	161	0	0	0	29	6.9	0.07
168	D	42	Andy Sutton	71	1	4	5	-9	145	0	0	0	53	1.9	0.07
169	G	29, 35	Vesa Toskala	115	0	5	5	0	6	0	0	0	0	0.0	0.04
170	C	20	Kip Miller	11	2	2	4	-1	6	0	0	0	21	9.5	0.36





## ALL-TIME SHARKS SCORING

Rank	POS	NO	PLAYER	GP	G	A	PTS	+/-	PIM	PP	SH	GW	S	PCTG	PT/GM
171	L	37	Don Barber	12	1	3	4	-7	2	0	0	0	17	5.9	0.33
172	L	43	Lukas Kaspar	16	2	2	4	-2	8	0	0	1	19	10.5	0.25
173	L	12	Bill Lindsay	16	0	4	4	2	29	0	0	0	14	0.0	0.25
174	C	9	V. Butsayev	18	2	2	4	-4	10	0	0	0	12	16.7	0.22
175	L	44	Michel Picard	25	4	0	4	-17	24	2	0	0	32	12.5	0.16
176	R	21	Dave Brown	37	3	1	4	4	46	0	0	0	8	37.5	0.11
177	R	19	Tim Hunter	46	0	4	4	0	135	0	0	0	13	0.0	0.09
178	D	25	Bob McGill	62	3	1	4	-34	70	0	1	1	56	5.4	0.06
179	D	44	Shawn Cronin	63	0	4	4	2	137	0	0	0	26	0.0	0.06
180	D	7	Richard Brennan	11	1	2	3	-4	2	1	0	0	24	4.2	0.27
181	R	46, 32	Miroslav Zalesak	12	1	2	3	-3	0	0	0	0	11	9.1	0.25
182	C	9	Jon Morris	13	0	3	3	-10	6	0	0	0	11	0.0	0.23
183	C	47	Tom Cavanagh	18	1	2	3	-1	4	0	0	0	9	11.1	0.17
184	L	26	Lynn Loyns	21	3	0	3	-5	19	0	0	0	12	25.0	0.14
<b>185</b>	<b>D</b>	<b>65</b>	<b>Derek Joslin</b>	<b>36</b>	<b>0</b>	<b>3</b>	<b>3</b>	<b>-2</b>	<b>18</b>	<b>0</b>	<b>0</b>	<b>0</b>	<b>28</b>	<b>0.0</b>	<b>0.08</b>
186	G	30	Jeff Hackett	78	0	3	3	0	12	0	0	0	0	0.0	0.04
187	G	32	Arturs Irbe	183	0	3	3	0	34	0	0	0	0	0.0	0.02
188	D	13	Rick Lessard	8	0	2	2	-4	16	0	0	0	4	0.0	0.25
189	L	21	Craig Cox	10	2	0	2	-4	19	0	0	0	11	18.2	0.20
190	D	29	Dean Kolstad	10	0	2	2	-9	12	0	0	0	22	0.0	0.20
191	D	6	Jason Marshall	12	0	2	2	-2	8	0	0	0	14	0.0	0.17
<b>192</b>	<b>D</b>	<b>7</b>	<b>Niclas Wallin</b>	<b>23</b>	<b>0</b>	<b>2</b>	<b>2</b>	<b>0</b>	<b>23</b>	<b>0</b>	<b>0</b>	<b>0</b>	<b>22</b>	<b>0.0</b>	<b>0.09</b>
193	D	2	Bobby Dollas	16	1	1	2	4	14	0	0	0	5	20.0	0.13
194	D	18, 5	Mike Lalor	23	0	2	2	-5	8	0	0	0	19	0.0	0.09
<b>195</b>	<b>D</b>	<b>28</b>	<b>Jay Leach</b>	<b>28</b>	<b>1</b>	<b>1</b>	<b>2</b>	<b>3</b>	<b>20</b>	<b>0</b>	<b>0</b>	<b>0</b>	<b>26</b>	<b>3.8</b>	<b>0.07</b>
196	R	33	Brantt Myhres	43	1	1	2	-2	213	0	0	0	9	11.1	0.05
197	R	36	Todd Ewen	51	0	2	2	-5	162	0	0	0	22	0.0	0.04
198	G	29	Mike Vernon	111	0	2	2	0	32	0	0	0	0	0.0	0.02
199	G	31	Steve Shields	125	0	2	2	0	37	0	0	0	0	0.0	0.02
200	D	43	Matt Carkner	1	0	1	1	0	2	0	0	0	0	0.0	1.00
201	D	47	Joe Callahan	1	0	1	1	1	0	0	0	0	0	0.0	1.00
202	D	5	Jason Widmer	2	0	1	1	1	0	0	0	0	0	0.0	0.50
203	C	16	Mark Pavelich	2	0	1	1	-2	4	0	0	0	0	0.0	0.50
204	C	9	Gary Emmons	3	1	0	1	-4	0	1	0	0	6	16.7	0.33
205	C	36	Dwight Helminen	4	1	0	1	-1	0	0	0	0	1	100.0	0.25
206	L	16	Alex Hicks	4	0	1	1	-1	4	0	0	0	4	0.0	0.25
207	C	27	Dave Capuano	4	0	1	1	-5	0	0	0	0	5	0.0	0.25
208	C	40	Mark Beaufait	5	1	0	1	-1	0	0	0	0	3	33.3	0.20
209	L	44	Kevin Evans	5	0	1	1	0	25	0	0	0	4	0.0	0.20
210	D	3	Steve Bancroft	5	0	1	1	-2	2	0	0	0	5	0.0	0.20
211	C	43	Jeff McLean	6	1	0	1	1	0	0	0	0	5	20.0	0.17
212	C	41	Ryan Kraft	7	0	1	1	2	0	0	0	0	1	0.0	0.14
213	L	22	Mike McHugh	8	1	0	1	-3	14	0	0	0	5	20.0	0.13
214	L	24	Barry Potomski	9	0	1	1	1	30	0	0	0	4	0.0	0.11
215	D	34	Mike Colman	15	0	1	1	-8	32	0	0	0	7	0.0	0.07
216	D	45	Claudio Scremin	17	0	1	1	-5	29	0	0	0	22	0.0	0.06
217	R	32	Claude Lemieux	18	0	1	1	-5	21	0	0	0	17	0.0	0.06
218	G	1	Brian Hayward	25	0	1	1	0	16	0	0	0	0	0.0	0.04
219	G	35	Jarmo Myllys	27	0	1	1	0	2	0	0	0	0	0.0	0.04
220	G	31	Wade Flaherty	53	0	1	1	0	0	0	0	0	0	0.0	0.02
221	G	30	Jason Muzzatti	1	0	0	0	0	0	0	0	0	0	0.0	0.00
222	R	26	Peter Lappin	1	0	0	0	0	0	0	0	0	2	0.0	0.00
223	L	28	Paul Kruse	1	0	0	0	0	5	0	0	0	0	0.0	0.00
224	R	46	Mike Iggudden	1	0	0	0	-1	0	0	0	0	1	0.0	0.00
225	G	30	Sean Gauthier	1	0	0	0	0	0	0	0	0	0	0.0	0.00
226	C	24	Brad Boyes	1	0	0	0	-2	2	0	0	0	0	0.0	0.00
227	D	28	Sergei Bautin	1	0	0	0	-1	2	0	0	0	0	0.0	0.00





## ALL-TIME SHARKS SCORING

RANK	POS	NO	PLAYER	GP	G	A	PTS	+/-	PIM	PP	SH	GW	S	PCTG	PT/GM
228	R	7,40	Mikhail Kravets	2	0	0	0	-1	0	0	0	0	2	0.0	0.00
229	C	28	Iain Fraser	2	0	0	0	-1	2	0	0	0	0	0.0	0.00
230	R	49	Mathieu Darche	2	0	0	0	0	0	0	0	0	3	0.0	0.00
231	R	40	Riley Armstrong	2	0	0	0	-1	2	0	0	0	1	0.0	0.00
232	G	30	Dimitri Patzold	3	0	0	0	0	0	0	0	0	0	0.0	0.00
233	R	25	Mike Craig	3	0	0	0	-1	2	0	0	0	3	0.0	0.00
<b>234</b>	<b>RW</b>	<b>48</b>	<b>Steven Zalewski</b>	<b>3</b>	<b>0</b>	<b>0</b>	<b>0</b>	<b>-2</b>	<b>0</b>	<b>0</b>	<b>0</b>	<b>0</b>	<b>3</b>	<b>0.0</b>	<b>0.00</b>
235	C	49	Chad Wiseman	4	0	0	0	-2	4	0	0	0	1	0.0	0.00
236	G	29	Geoff Sarjeant	4	0	0	0	0	2	0	0	0	0	0.0	0.00
237	R	28	Mikael Samuelsson	4	0	0	0	0	0	0	0	0	3	0.0	0.00
<b>238</b>	<b>L</b>	<b>43</b>	<b>John McCarthy</b>	<b>4</b>	<b>0</b>	<b>0</b>	<b>0</b>	<b>-3</b>	<b>0</b>	<b>0</b>	<b>0</b>	<b>0</b>	<b>3</b>	<b>0.0</b>	<b>0.00</b>
239	L	34	Niklas Andersson	5	0	0	0	-1	2	0	0	0	6	0.0	0.00
240	R	50	Hannes Hyonen	6	0	0	0	-2	0	0	0	0	4	0.0	0.00
241	G	31	Nolan Schaefer	7	0	0	0	0	2	0	0	0	0	0.0	0.00
242	D	5	Ken Sutton	8	0	0	0	-4	15	0	0	0	7	0.0	0.00
243	D	26	Chris Lipuma	8	0	0	0	-2	22	0	0	0	4	0.0	0.00
244	D	4	John Jakopin	12	0	0	0	0	11	0	0	0	3	0.0	0.00
245	G	20	Ed Belfour	13	0	0	0	0	8	0	0	0	0	0.0	0.00
246	G	29	Jimmy Waite	15	0	0	0	0	6	0	0	0	0	0.0	0.00
247	D	53	Jesse Fibiger	16	0	0	0	-5	2	0	0	0	2	0.0	0.00
<b>248</b>	<b>G</b>	<b>1</b>	<b>Thomas Greiss</b>	<b>19</b>	<b>0</b>	<b>0</b>	<b>0</b>	<b>0</b>	<b>2</b>	<b>0</b>	<b>0</b>	<b>0</b>	<b>0</b>	<b>0.0</b>	<b>0.00</b>
249	G	33	Brian Boucher	27	0	0	0	0	2	0	0	0	0	0.0	0.00
250	G	37,34	Miikka Kiprusoff	47	0	0	0	0	4	0	0	0	0	0.0	0.00
251	G	32	Kelly Hrudey	76	0	0	0	0	2	0	0	0	0	0.0	0.00
<b>TOTALS</b>				<b>4055</b>	<b>6849</b>	<b>10904</b>			<b>23633</b>	<b>1148</b>	<b>175</b>	<b>608</b>	<b>40668</b>	<b>10.0</b>	

## SHARKS ALL-TIME GOALTENDER STATISTICS

NO.	GOALTENDER	GPI	MINS	AVG	W	L	T	EN	SO	GA	SA	SPCT.	G	A	PIM	DEC
30	Sean Gauthier	1	3	0.00	0	0	0	0	0	0	2	1.000	0	0	0	0
31	Nolan Schaefer	7	352	1.88	5	1	0	1	1	11	138	.920	0	0	2	6
33	Brian Boucher	27	1529	2.12	15	7	4	2	3	54	666	.919	0	0	2	26
29,35	Vesa Toskala	115	6269	2.34	65	28	10	8	8	245	2842	.914	0	5	6	103
20,35	Evgeni Nabokov	563	32492	2.39	293	178	66	29	50	1294	14757	.912	1	9	100	537
29	Mike Vernon	126	7167	2.39	52	49	19	5	9	285	2961	.904	0	2	32	120
31	Steve Shields	125	7094	2.44	48	49	21	5	10	289	3368	.914	0	2	37	118
37,34	Miikka Kiprusoff	47	2390	2.84	14	21	3	4	3	113	1096	.897	0	0	4	38
32	Kelly Hrudey	76	3991	3.04	20	40	7	8	1	202	1863	.892	0	0	2	67
<b>1</b>	<b>Thomas Greiss</b>	<b>19</b>	<b>911</b>	<b>2.77</b>	<b>7</b>	<b>5</b>	<b>2</b>	<b>2</b>	<b>0</b>	<b>42</b>	<b>449</b>	<b>.906</b>	<b>0</b>	<b>0</b>	<b>2</b>	<b>14</b>
	Chris Terreri	68	3716	3.39	19	39	4	14	0	210	1875	.888	0	5	4	62
30, 20	Ed Belfour	13	757	3.41	3	9	0	1	1	43	371	.884	0	0	8	12
32	Arturs Irbe	183	10286	3.47	57	91	26	12	8	595	5342	.889	0	3	34	174
31	Wade Flaherty	53	2586	4.29	10	26	2	4	1	185	1512	.878	0	1	0	38
29	Jimmy Waite	15	697	4.30	3	7	0	2	0	50	319	.843	0	0	6	10
30	Jason Muzzatti	1	27	4.44	0	0	0	0	0	2	13	.846	0	0	0	0
30	Jeff Hackett	78	4314	4.51	13	57	2	3	0	324	2586	.875	0	3	12	72
29	Geoff Sarjeant	4	171	4.91	0	2	1	1	0	14	87	.839	0	0	2	3
35	Jarmo Myllys	27	1374	5.02	3	18	1	6	0	115	862	.867	0	1	2	22
1	Brian Hayward	25	1235	5.39	3	18	1	0	0	111	736	.849	0	1	16	22
30	Dimitri Patzold	3	44	5.45	0	0	0	0	0	4	20	.800	0	0	0	0
<b>TOTALS</b>		<b>1576</b>	<b>87405</b>	<b>2.87</b>	<b>630</b>	<b>645</b>	<b>169</b>	<b>107</b>	<b>95</b>	<b>4188</b>	<b>41865</b>	<b>.900</b>	<b>1</b>	<b>32</b>	<b>271</b>	<b>1444</b>





## SHARKS ALL-TIME LEADERS

Active players on Sharks Roster in **bold**

## GAMES PLAYED

1. <b>Patrick Marleau</b>	<b>953</b>
2. Mike Rathje	671
3. Owen Nolan	568
4. Evgeni Nabokov	563
5. Marco Sturm	553
6. Mike Ricci	529
7. Marcus Ragnarsson	519
8. Jeff Friesen	512
9. Scott Hannan	508
10. Jonathan Cheechoo	440

## GOALS

1. <b>Patrick Marleau</b>	<b>320</b>
2. Owen Nolan	206
3. Jonathan Cheechoo	165
4. Jeff Friesen	149
5. Marco Sturm	128
6. <b>Joe Thornton</b>	<b>116</b>
7. Mike Ricci	101
8. Vincent Damphousse	92
9. Milan Michalek	91
10. <b>Joe Pavelski</b>	<b>83</b>

## ASSISTS

1. <b>Patrick Marleau</b>	<b>373</b>
2. <b>Joe Thornton</b>	<b>361</b>
3. Owen Nolan	245
4. Jeff Friesen	201
5. Vincent Damphousse	197
6. Mike Ricci	162
7. Marco Sturm	145
8. Mike Rathje	128
9. Jonathan Cheechoo	126
10. Marcus Ragnarsson	125

## POINTS

1. <b>Patrick Marleau</b>	<b>693</b>
2. <b>Joe Thornton</b>	<b>477</b>
3. Owen Nolan	451
4. Jeff Friesen	350
5. Jonathan Cheechoo	291
6. Vincent Damphousse	289
7. Marco Sturm	273
8. Mike Ricci	263
9. Milan Michalek	214
10. <b>Joe Pavelski</b>	<b>178</b>

## CONSECUTIVE GAMES PLAYED

1. <b>Joe Thornton</b>	<b>379</b>	<b>12/1/05-3/27/10</b>
2. <b>Marc-Edouard Vlasic</b>	<b>253</b>	<b>1/15/07-1/28/10</b>
3. Vincent Damphousse	247	4/8/01-4/4/04
4. Mike Ricci	228	11/22/97-10/20/00
5. <b>Patrick Marleau</b>	<b>181</b>	<b>12/8/01-1/15/04</b>
6. Teemu Selanne	176	3/17/01-4/6/03
7. Jeff Friesen	174	1/2/99-1/15/01
8. <b>Patrick Marleau</b>	<b>172</b>	<b>1/22/04-2/14/07</b>
9. Alyn McCauley	169	3/8/03-3/30/06
10. Scott Hannan	163	2/19/03-2/28/06

## PENALTY MINUTES

1. Jeff Odgers	1,001
2. Owen Nolan	934
3. Bryan Marchment	706
4. Jay More	545
5. Andrei Nazarov	490
6. Dody Wood	471
7. Mike Rathje	439
8. Scott Thornton	439
9. Mark Smith	398
10. Marcus Ragnarsson	392

## PLUS/MINUS (minimum 100 GP)

1. <b>Joe Thornton</b>	<b>106</b>
2. Nils Ekman	50
3. Milan Michalek	49
4. Scott Hannan	45
5. Jonathan Cheechoo	42
6. Marco Sturm	42
7. <b>Marc-Edouard Vlasic</b>	<b>37</b>
8. Bryan Marchment	33
9. <b>Douglas Murray</b>	<b>32</b>
10. Rob Blake	2 9

## POWER-PLAY GOALS

1. <b>Patrick Marleau</b>	<b>97</b>
2. Owen Nolan	75
3. Jonathan Cheechoo	62
4. <b>Joe Thornton</b>	<b>44</b>
5. Jeff Friesen	43
6. Vincent Damphousse	39
7. Mike Ricci	38
8. Marco Sturm	32
9. Milan Michalek	26
10. <b>Joe Pavelski</b>	<b>24</b>

## SHORT-HANDED GOALS

1. Owen Nolan	14
2. Marco Sturm	14
3. Jeff Friesen	13
4. <b>Patrick Marleau</b>	<b>11</b>
5. Mike Grier	7
6. Jamie Baker	7
7. Mike Ricci	6
8. <b>Joe Pavelski</b>	<b>5</b>
9. Kelly Kisio	5
10. Nils Ekman	4
Murray Craven	4
Mike Sullivan	4

## GAME-WINNING GOALS

1. <b>Patrick Marleau</b>	<b>59</b>
2. Jonathan Cheechoo	36
3. Marco Sturm	27
4. Milan Michalek	25
Jeff Friesen	25
Owen Nolan	25
7. <b>Joe Thornton</b>	<b>19</b>
Vincent Damphousse	19
9. <b>Joe Pavelski</b>	<b>15</b>
Mike Ricci	15
Teemu Selanne	15

## GAME-TYING GOALS

1. Owen Nolan	6
2. Marco Sturm	4
Niklas Sundstrom	4
4. Jeff Friesen	3
Pat Falloon	3
Tom Pederson	3
7. <b>Patrick Marleau</b>	<b>2</b>
Jonathan Cheechoo	2
Alexander Korolyuk	2
Scott Thornton	2
Vincent Damphousse	2
Stephane Matteau	2
Todd Elik	2
Kevin Miller	2
Jeff Odgers	2

## SHOTS

1. <b>Patrick Marleau</b>	<b>2,194</b>
2. Owen Nolan	1,668
3. Jonathan Cheechoo	1,208
4. Jeff Friesen	1,121
5. Marco Sturm	1,119
6. Vincent Damphousse	852
7. <b>Joe Pavelski</b>	<b>812</b>
8. <b>Joe Thornton</b>	<b>806</b>
9. Milan Michalek	763
10. Mike Ricci	723

## HAT TRICKS

1. Jonathan Cheechoo	9
2. <b>Patrick Marleau</b>	<b>3</b>
Rob Gaudreau	3
Owen Nolan	3
5. <b>Dany Heatley</b>	<b>2</b>
Tony Granato	2
Jeff Friesen	2
Igor Larionov	2
9. <b>Joe Thornton</b>	<b>1</b>
Marco Sturm	1
Alyn McCauley	1
11 others tied with	1





## ALL-TIME GOALTENDERS

Active players on Sharks Roster in **bold**

### GAMES PLAYED

1. Evgeni Nabokov	563
2. Arturs Irbe	183
3. Mike Vernon	126
4. Steve Shields	125
5. Vesa Toskala	115
6. Jeff Hackett	78
7. Kelly Hrudey	76
8. Chris Terreri	68
9. Wade Flaherty	53
10. Miikka Kiprusoff	47

### MINUTES

1. Evgeni Nabokov	32,493
2. Arturs Irbe	10,286
3. Mike Vernon	7,167
4. Steve Shields	7,094
5. Vesa Toskala	6,269
6. Jeff Hackett	4,314
7. Kelly Hrudey	3,991
8. Chris Terreri	3,716
9. Wade Flaherty	2,586
10. Miikka Kiprusoff	2,390

### GOALS-AGAINST AVERAGE (Min. 25 GP)

1. Brian Boucher	2.12
2. Vesa Toskala	2.34
3. Evgeni Nabokov	2.39
Mike Vernon	2.39
5. Steve Shields	2.44
6. Miikka Kiprusoff	2.84
7. Kelly Hrudey	3.04
8. Chris Terreri	3.39
9. Arturs Irbe	3.47
10. Wade Flaherty	4.29

### WINS

1. Evgeni Nabokov	293
2. Vesa Toskala	65
3. Arturs Irbe	57
4. Mike Vernon	52
5. Steve Shields	48
6. Kelly Hrudey	20
7. Chris Terreri	19
8. Brian Boucher	15
9. Miikka Kiprusoff	14
10. Jeff Hackett	13

### TIES

1. Evgeni Nabokov	29
2. Arturs Irbe	26
3. Steve Shields	21
4. Mike Vernon	19
5. Kelly Hrudey	7
6. Vesa Toskala	5
7. Chris Terreri	4
8. Miikka Kiprusoff	3
9. Jeff Hackett	2
Wade Flaherty	2

### SHOOTOUT WINS

1. Evgeni Nabokov	19
2. <b>Thomas Greiss</b>	<b>1</b>
Brian Boucher	1
Nolan Schaefer	1

### DECISIONS

1. Evgeni Nabokov (293-178-66)	537
2. Arturs Irbe (57-91-26)	174
3. Mike Vernon (52-49-19)	120
4. Steve Shields (48-49-21)	118
5. Vesa Toskala (65-28-10)	103
6. Jeff Hackett (13-57-2)	72
7. Kelly Hrudey (20-40-7)	67
8. Chris Terreri (19-39-4)	62
9. Miikka Kiprusoff (14-21-3)	38
Wade Flaherty (10-26-2)	38

### EMPTY-NET GOALS

1. Evgeni Nabokov	29
2. Chris Terreri	14
3. Arturs Irbe	12
4. Vesa Toskala	8
Kelly Hrudey	8
6. Jarmo Myllys	6
7. Steve Shields	5
Mike Vernon	5
9. Miikka Kiprusoff	4
Wade Flaherty	4

### SHUTOUTS

1. Evgeni Nabokov	50
2. Steve Shields	10
3. Mike Vernon	9
4. Vesa Toskala	8
Arturs Irbe	8
6. Team	4
7. Brian Boucher	3
Miikka Kiprusoff	3
9. Nolan Schaefer	1
Ed Belfour	1
Wade Flaherty	1
Kelly Hrudey	1

### GOALS ALLOWED

1. Evgeni Nabokov	1294
2. Arturs Irbe	595
3. Jeff Hackett	324
4. Steve Shields	289
5. Mike Vernon	285
6. Vesa Toskala	245
7. Chris Terreri	210
8. Kelly Hrudey	202
9. Wade Flaherty	185
10. Jarmo Myllys	115

### SHOTS AGAINST

1. Evgeni Nabokov	14,757
2. Arturs Irbe	5,342
3. Steve Shields	3,368
4. Mike Vernon	2,961
5. Vesa Toskala	2,842
6. Jeff Hackett	2,586
7. Chris Terreri	1,875
8. Kelly Hrudey	1,863
9. Wade Flaherty	1,512
10. Miikka Kiprusoff	1,096

### SAVE PERCENTAGE (Min. 25 GP)

1. Brian Boucher	.919
2. Vesa Toskala	.914
Steve Shields	.914
4. Evgeni Nabokov	.912
5. Mike Vernon	.904
6. Miikka Kiprusoff	.897
7. Kelly Hrudey	.892
8. Arturs Irbe	.889
9. Chris Terreri	.888
10. Wade Flaherty	.878

### GOALS

1. Evgeni Nabokov	1
-------------------	---

### ASSISTS

1. Evgeni Nabokov	9
2. Vesa Toskala	5
Chris Terreri	5
4. Arturs Irbe	3
Jeff Hackett	3
6. Steve Shields	2
Mike Vernon	2
8. Wade Flaherty	1
Jarmo Myllys	1
Brian Hayward	1

### PENALTY MINUTES

1. Evgeni Nabokov	100
2. Steve Shields	37
3. Arturs Irbe	34
4. Mike Vernon	32
5. Brian Hayward	16
6. Jeff Hackett	12
7. Ed Belfour	8
8. Jimmy Waite	6
Vesa Toskala	6
10. Miikka Kiprusoff	4
Chris Terreri	4





## ALL-TIME GOALTENDERS

CONSECUTIVE GAMES STARTED IN GOAL		Games	Dates
1.	Evgeni Nabokov	50	3/24/07 – 1/12/08
2.	Chris Terreri	24	11/16/95 – 1/08/96
3.	Arturs Irbe	21	2/23/94 – 4/07/94
4.	Evgeni Nabokov	18	3/01/01 – 4/07/01
	Steve Shields	18	2/01/00 – 3/17/00
6.	Arturs Irbe	17	12/22/93 – 2/05/94
7.	Evgeni Nabokov	15	1/15/08 – 2/18/08
8.	Evgeni Nabokov	14	11/13/02 – 12/14/02
	Evgeni Nabokov	14	2/16/07 – 3/15/07
10.	Evgeni Nabokov	12	3/14/09 – 4/4/09
	Arturs Irbe	12	4/16/95 – 10/12/95
	Jeff Hackett	12	12/21/92 – 1/15/93
	Arturs Irbe	12	4/10/94 – 2/10/95
	Kelly Hrudey	12	10/22/96 – 11/16/96

LONGEST UNBEATEN STREAKS		Games	W-L-O/T	Dates
1.	Evgeni Nabokov	16	15-0-1	2/21/08 – 4/1/08
2.	Evgeni Nabokov	14	12-0-2	10/28/08 – 12/17/08
3.	Evgeni Nabokov	13	11-0-2	3/4/07 – 4/5/07
4.	Vesa Toskala	12	12-0-0	4/3/06 – 10/23/06
	Evgeni Nabokov	12	9-0-3	10/17/09 – 11/21/09
6.	Evgeni Nabokov	11	9-0-2	10/20/00 – 11/14/00
	Steve Shields	11	9-0-2	3/09/99 – 4/09/99
8.	Mike Vernon	10	6-0-4	3/26/98 – 10/09/98
9.	Evgeni Nabokov	9	7-0-2	12/9/09 – 1/2/10
	Evgeni Nabokov	9	7-0-2	1/11/10 – 1/30/10
	Evgeni Nabokov	9	8-0-1	11/27/01 – 12/19/01
	Arturs Irbe	9	7-0-2	3/20/94 – 4/05/94
	Brian Boucher	9	7-0-2	11/11/08 – 2/26/09



Mike Vernon (middle) and Bill Houlder (right).





## SINGLE SEASON LEADERS

Active players on Sharks Roster in **bold**

### GOALS

1.	Jonathan Cheechoo	*56	'05-06
2.	<b>Patrick Marleau</b>	<b>44</b>	<b>'09-10</b>
	Owen Nolan	44	'99-00
4.	<b>Dany Heatley</b>	<b>39</b>	<b>'09-10</b>
5.	<b>Patrick Marleau</b>	<b>38</b>	<b>'08-09</b>
6.	Jonathan Cheechoo	37	'06-07
7.	<b>Patrick Marleau</b>	<b>34</b>	<b>'05-06</b>
8.	<b>Patrick Marleau</b>	<b>32</b>	<b>'06-07</b>
9.	<b>Devin Setoguchi</b>	<b>31</b>	<b>'08-09</b>
	Jeff Friesen	31	'97-98
	Owen Nolan	31	'96-97

\* — led NHL

### ASSISTS

1.	<b>Joe Thornton</b>	<b>*92</b>	<b>'06-07</b>
2.	<b>Joe Thornton</b>	<b>**72</b>	<b>'05-06</b>
3.	<b>Joe Thornton</b>	<b>69</b>	<b>'09-10</b>
4.	<b>Joe Thornton</b>	<b>*67</b>	<b>'07-08</b>
5.	<b>Joe Thornton</b>	<b>61</b>	<b>'08-09</b>
6.	<b>Patrick Marleau</b>	<b>52</b>	<b>'05-06</b>
	Kelly Kisio	52	'92-93
8.	Vincent Damphousse	49	'99-00
	Craig Janney	49	'95-96
10.	<b>Patrick Marleau</b>	<b>46</b>	<b>'06-07</b>

\* — led NHL \*\* — led NHL (106 total)

### POINTS

1.	<b>Joe Thornton</b>	<b>114</b>	<b>'06-07</b>
2.	<b>Joe Thornton</b>	<b>96</b>	<b>'07-08</b>
3.	Jonathan Cheechoo	93	'05-06
4.	<b>Joe Thornton</b>	<b>**92</b>	<b>'05-06</b>
5.	<b>Joe Thornton</b>	<b>89</b>	<b>'09-10</b>
6.	<b>Joe Thornton</b>	<b>86</b>	<b>'08-09</b>
	<b>Patrick Marleau</b>	<b>86</b>	<b>'05-06</b>
8.	Owen Nolan	84	'99-00
9.	<b>Patrick Marleau</b>	<b>83</b>	<b>'09-10</b>
10.	<b>Dany Heatley</b>	<b>82</b>	<b>'09-10</b>

\*\* — led NHL (125 total)

### PLUS/MINUS

1.	<b>Joe Thornton</b>	<b>31</b>	<b>'05-06</b>
2.	Nils Ekman	30	'03-04
3.	<b>Joe Thornton</b>	<b>24</b>	<b>'06-07</b>
4.	Jonathan Cheechoo	23	'05-06
	Alyn McCauley	23	'03-04
	Mike Rathje	23	'01-02
	Marco Sturm	23	'01-02
8.	Bryan Marchment	22	'01-02
	Matt Bradley	22	'01-02
10.	<b>Patrick Marleau</b>	<b>21</b>	<b>'09-10</b>
	<b>Marc-Edouard Vlasic</b>	<b>21</b>	<b>'09-10</b>

### PENALTY MINUTES

1.	Link Gaetz	326	'91-92
2.	Jeff Odgers	253	'92-93
3.	Doug Zmolek	229	'92-93
4.	Andrei Nazarov	222	'96-97
	Jeff Odgers	222	'93-94
6.	Jeff Odgers	217	'91-92
7.	Bryan Marchment	204	'00-01
8.	Dody Wood	193	'96-97
9.	Jeff Odgers	192	'95-96
10.	Marty McSorley	186	'96-97

### POWER-PLAY GOALS

1.	Jonathan Cheechoo	24	'05-06
2.	<b>Patrick Marleau</b>	<b>20</b>	<b>'05-06</b>
3.	<b>Dany Heatley</b>	<b>18</b>	<b>'09-10</b>
	Owen Nolan	18	'99-00
5.	Vincent Damphousse	15	'02-03
	Jonathan Cheechoo	15	'06-07
7.	<b>Patrick Marleau</b>	<b>14</b>	<b>'06-07</b>
	Johan Garpenlov	14	'92-93
9.	<b>Patrick Marleau</b>	<b>12</b>	<b>'09-10</b>
	Owen Nolan	12	'95-96
	Ray Sheppard	12	'95-96

### SHORT-HANDED GOALS

1.	Jeff Friesen	6	'97-98
	Jamie Baker	6	'95-96
3.	<b>Patrick Marleau</b>	<b>5</b>	<b>'08-09</b>
4.	<b>Patrick Marleau</b>	<b>4</b>	<b>'09-10</b>
	Marco Sturm	4	'99-00
	Nils Ekman	4	'03-04
	Owen Nolan	4	'99-00
8.	11 tied	3	

### GAME-WINNING GOALS

1.	Jonathan Cheechoo	11	'05-06
2.	<b>Patrick Marleau</b>	<b>10</b>	<b>'08-09</b>
	Jeremy Roenick	10	'07-08
4.	<b>Dany Heatley</b>	<b>9</b>	<b>'09-10</b>
	Jonathan Cheechoo	9	'03-04
	<b>Patrick Marleau</b>	<b>9</b>	<b>'06-07</b>
	Milan Michalek	9	'06-07
8.	Milan Michalek	8	'07-08
	Teemu Selanne	8	'01-02
10.	Jeff Friesen	7	'99-00
	Jeff Friesen	7	'97-98

### GAME-TYING GOALS

1.	Niklas Sundstrom	3	'99-00
2.	Marco Sturm	2	'03-04
	Marco Sturm	2	'98-99
	Owen Nolan	2	'99-00
	Stephane Matteau	2	'97-98
	Jeff Friesen	2	'96-97
	Kevin Miller	2	'95-96
	Pat Falloon	2	'91-92
	Tom Pederson	2	'94-95
10.	51 players tied at	1	

### SHOTS

1.	Jonathan Cheechoo	317	'05-06
2.	<b>Dany Heatley</b>	<b>280</b>	<b>'09-10</b>
3.	<b>Patrick Marleau</b>	<b>274</b>	<b>'09-10</b>
4.	<b>Joe Pavelski</b>	<b>266</b>	<b>'08-09</b>
5.	Owen Nolan	261	'99-00
6.	<b>Patrick Marleau</b>	<b>260</b>	<b>'05-06</b>
7.	Teemu Selanne	253	'02-03
8.	<b>Patrick Marleau</b>	<b>251</b>	<b>'08-09</b>
9.	Jonathan Cheechoo	250	'06-07
10.	<b>Devin Setoguchi</b>	<b>246</b>	<b>'08-09</b>

### HAT TRICKS

1.	Jonathan Cheechoo	5	'05-06
2.	Jonathan Cheechoo	3	'06-07
3.	<b>Dany Heatley</b>	<b>2</b>	<b>'09-10</b>
	Tony Granato	2	'96-97
	Igor Larionov	2	'93-94
	Rob Gaudreau	2	'92-93
7.	26 players tied at	1	





## GOALTENDING SINGLE SEASON LEADERS

Active players on Sharks Roster in **bold**

## GAMES PLAYED

1.	Evgeni Nabokov	^77	'07-08
2.	Arturs Irbe	*74	'93-94
3.	Evgeni Nabokov	71	'09-10
4.	Evgeni Nabokov	67	'01-02
	Steve Shields	67	'99-00
6.	Evgeni Nabokov	66	'00-01
7.	Evgeni Nabokov	62	'08-09
	Mike Vernon	62	'97-98
9.	Evgeni Nabokov	59	'03-04
10.	Evgeni Nabokov	55	'02-03

\* — Led NHL ^ — Tied for NHL Lead

## MINUTES

1.	Evgeni Nabokov	4,561	'07-08
2.	Arturs Irbe	*4,412	'93-94
3.	Evgeni Nabokov	4,194	'09-10
4.	Evgeni Nabokov	3,901	'01-02
	Steve Shields	3,797	'99-00
6.	Evgeni Nabokov	3,700	'00-01
7.	Evgeni Nabokov	3,686	'08-09
8.	Mike Vernon	3,564	'97-98
9.	Evgeni Nabokov	3,456	'03-04
10.	Evgeni Nabokov	3,227	'02-03

\* — Led NHL

## GOALS-AGAINST AVERAGE (Min. 15 GP)

1.	Vesa Toskala	2.06	'03-04
2.	Evgeni Nabokov	2.14	'07-08
3.	Brian Boucher	2.18	'08-09
4.	Evgeni Nabokov	2.19	'00-01
5.	Evgeni Nabokov	2.20	'03-04
6.	Steve Shields	2.22	'98-99
7.	Mike Vernon	2.27	'98-99
8.	Evgeni Nabokov	2.29	'06-07
	Evgeni Nabokov	2.29	'01-02
10.	Vesa Toskala	2.35	'06-07

## WINS

1.	Evgeni Nabokov	*46	'07-08
2.	Evgeni Nabokov	44	'09-10
3.	Evgeni Nabokov	41	'08-09
4.	Evgeni Nabokov	37	'01-02
5.	Evgeni Nabokov	32	'00-01
6.	Evgeni Nabokov	31	'03-04
7.	Mike Vernon	30	'97-98
	Arturs Irbe	30	'93-94
9.	Steve Shields	27	'99-00
10.	Vesa Toskala	26	'06-07

\* — Led NHL

## TIES

1.	Arturs Irbe	16	'93-94
2.	Mike Vernon	10	'98-99
3.	Evgeni Nabokov	8	'03-04
	Evgeni Nabokov	8	'02-03
	Steve Shields	8	'99-00
	Mike Vernon	8	'97-98
	Steve Shields	8	'98-99
8.	Evgeni Nabokov	7	'00-01

9.	Evgeni Nabokov	5	'01-02
	Steve Shields	5	'00-01
	Kelly Hrudey	5	'96-97

## DECISIONS

1.	Evgeni Nabokov (46-21-8)	75	'07-08
2.	Arturs Irbe (30-28-16)	74	'93-94
3.	Evgeni Nabokov (44-16-10)	70	'09-10
4.	Evgeni Nabokov (37-24-5)	67	'01-02
5.	Steve Shields (27-30-8)	65	'99-00
6.	Evgeni Nabokov (41-12-8)	61	'08-09
7.	Evgeni Nabokov (32-21-7)	60	'00-01
	Mike Vernon (30-22-8)	60	'97-98
9.	Evgeni Nabokov (31-19-8-0)	58	'03-04
10.	Evgeni Nabokov (19-28-8)	55	'02-03

## EMPTY-NET GOALS ALLOWED

1.	Chris Terreri	10	'95-96
2.	Evgeni Nabokov	6	'07-08
	Jarmo Myllys	6	'91-92
4.	Evgeni Nabokov	5	'02-03
	Evgeni Nabokov	5	'01-02
6.	Evgeni Nabokov	4	'06-07
	Kelly Hrudey	4	'97-98
	Kelly Hrudey	4	'96-97
	Chris Terreri	4	'96-97
	Arturs Irbe	4	'93-94
	Arturs Irbe	4	'94-95

## SHUTOUTS

1.	Evgeni Nabokov	^9	'03-04
2.	Evgeni Nabokov	7	'08-09
	Evgeni Nabokov	7	'06-07
	Evgeni Nabokov	7	'01-02
5.	Evgeni Nabokov	6	'07-08
	Evgeni Nabokov	*6	'00-01
7.	Mike Vernon	#5	'97-98
8.	Vesa Toskala	4	'06-07
	Steve Shields	4	'99-00
	Arturs Irbe	4	'94-95
	Mike Vernon	4	'98-99
	Steve Shields	4	'98-99

^Evgeni Nabokov and Vesa Toskala shared a shutout on Nov. 21, 2003, but it is not counted in Nabokov's totals. \*Evgeni Nabokov and Miikka Kiprusoff shared a shutout on March 12, 2001. Kiprusoff faced no shots in 38 seconds, but the shutout is not counted in Nabokov's totals. # Mike Vernon and Kelly Hrudey shared a shutout on April 7, 1998 vs. Calgary but it is not counted in Vernon's totals.





## GOALTENDING SINGLE SEASON LEADERS

Active players on Sharks Roster in **bold**

### GOALS ALLOWED

1. Arturs Irbe	209	'93-94
2. Jeff Hackett	176	'92-93
3. Evgeni Nabokov	170	'09-10
4. Evgeni Nabokov	163	'07-08
5. Steve Shields	162	'99-00
6. Chris Terreri	155	'95-96
7. Evgeni Nabokov	150	'08-09
8. Evgeni Nabokov	149	'01-02
9. Jeff Hackett	148	'91-92
10. Evgeni Nabokov	146	'02-03
Mike Vernon	146	'97-98

### SHOTS AGAINST

1. Evgeni Nabokov	2,168	'09-10
2. Arturs Irbe	2,064	'93-94
3. Evgeni Nabokov	1,818	'01-02
4. Steve Shields	1,826	'99-00
5. Evgeni Nabokov	1,802	'07-08
6. Evgeni Nabokov	1,663	'08-09
7. Evgeni Nabokov	1,610	'03-04
8. Evgeni Nabokov	1,582	'00-01
9. Evgeni Nabokov	1,561	'02-03
Mike Vernon	1,401	'97-98

### SAVE PERCENTAGE (Min. 15 GP)

1. Vesa Toskala	.930	'03-04
2. Evgeni Nabokov	.922	'09-10
3. Evgeni Nabokov	.921	'03-04
Steve Shields	.921	'98-99
5. Evgeni Nabokov	.918	'01-02
Brian Boucher	.918	'01-02

7. Miikka Kiprusoff	.915	'01-02
Evgeni Nabokov	.915	'00-01
9. Evgeni Nabokov	.914	'06-07
10. Thomas Greiss	.912	'09-10

### GOALS

1. Evgeni Nabokov	1	'01-02
-------------------	---	--------

### ASSISTS

1. Chris Terreri	5	'95-96
2. Evgeni Nabokov	3	'01-02
Vesa Toskala	3	'06-07
4. Evgeni Nabokov	2	'07-08
Evgeni Nabokov	2	'00-01
Mike Vernon	2	'97-98
Arturs Irbe	2	'93-94
Jeff Hackett	2	'91-92
8. 11 players tied	1	

### PENALTY MINUTES

1. Steve Shields	29	'99-00
2. Mike Vernon	24	'97-98
3. Evgeni Nabokov	18	'05-06
4. Arturs Irbe	16	'93-94
5. Evgeni Nabokov	14	'03-04
Evgeni Nabokov	14	'01-02
Brian Hayward	14	'91-92
8. Evgeni Nabokov	12	'08-09
Evgeni Nabokov	12	'07-08
10. Evgeni Nabokov	10	'02-03
Arturs Irbe	10	'92-93



Nolan Schafer





## LEADERS BY SEASON

Active players on Sharks Roster in **bold**. \* — Led the NHL \*\* — Part of NHL-Leading Total

## GAMES PLAYED

2009-10	<b>Patrick Marleau</b>	<b>82</b>	2001-02	Teemu Selanne	29
	<b>Dany Heatley</b>		<b>2000-01</b>	<b>Patrick Marleau</b>	<b>25</b>
	<b>Ryane Clowe</b>		1999-00	Owen Nolan	44
	<b>Kent Huskins</b>		1998-99	Joe Murphy	25
2008-09	<b>Joe Thornton</b>	<b>82</b>	1997-98	Jeff Friesen	31
	<b>Marc-Edouard Vlasic</b>		1996-97	Owen Nolan	31
2007-08	<b>Joe Thornton</b>	<b>82</b>	1995-96	Owen Nolan	29
	<b>Torrey Mitchell</b>		1994-95	Jeff Friesen	15
	<b>Joe Pavelski</b>		1993-94	Sergei Makarov	30
	<b>Marc-Edouard Vlasic</b>		1992-93	Kelly Kisio	26
2006-07	<b>Joe Thornton</b>	<b>82</b>	1991-92	Pat Falloon	25
	Christian Ehrhoff				
2005-06	<b>Patrick Marleau</b>	<b>82</b>	<b>ASSISTS</b>		
	Jonathan Cheechoo		2009-10	<b>Joe Thornton</b>	<b>69</b>
2003-04	Scott Hannan	82	2008-09	<b>Joe Thornton</b>	<b>61</b>
	Nils Ekman		2007-08	<b>Joe Thornton</b>	<b>*67</b>
	Alyn McCauley		2006-07	<b>Joe Thornton</b>	<b>*92</b>
	Vincent Damphousse		2005-06	<b>Joe Thornton</b>	<b>**72</b>
2002-03	<b>Patrick Marleau</b>	<b>82</b>	2003-04	Nils Ekman	33
	Marco Sturm		2002-03	Vincent Damphousse	38
	Mike Rathje		2001-02	Owen Nolan	43
	Vincent Damphousse		2000-01	Niklas Sundstrom	39
	Adam Graves		1999-00	Vincent Damphousse	49
	Teemu Selanne		1998-99	Jeff Friesen	35
2001-02	Brad Stuart	82	1997-98	Jeff Friesen	32
	Vincent Damphousse		1996-97	Jeff Friesen	34
	Teemu Selanne		1995-96	Craig Janney	49
	Gary Suter		1994-95	Ulf Dahlen	23
2000-01	Niklas Sundstrom	82	1993-94	Todd Elik	41
1999-00	Brad Stuart	82	1992-93	Kelly Kisio	52
	Mike Ricci		1991-92	Pat Falloon	34
	Vincent Damphousse				
	Jeff Friesen		<b>POINTS</b>		
1998-99	Mike Rathje	82	2009-10	<b>Joe Thornton</b>	<b>89</b>
	Mike Ricci		2008-09	<b>Joe Thornton</b>	<b>86</b>
1997-98	Bill Houlder	82	2007-08	<b>Joe Thornton</b>	<b>96</b>
1996-97	Jeff Friesen	82	2006-07	<b>Joe Thornton</b>	<b>**114</b>
1995-96	Jeff Friesen	79	2005-06	Jonathan Cheechoo	93
	Michal Sykora		2003-04	<b>Patrick Marleau</b>	<b>57</b>
1994-95	Jeff Friesen	48	2002-03	Teemu Selanne	64
	Jeff Odgers		2001-02	Owen Nolan	66
	Sandis Ozolinsh		<b>2000-01</b>	<b>Patrick Marleau</b>	<b>52</b>
1993-94	Gaetan Duchesne	84	1999-00	Owen Nolan	84
	Rob Gaudreau		1998-99	Jeff Friesen	57
1992-93	Dean Evason	84	1997-98	Jeff Friesen	63
	Doug Zmolek		1996-97	Owen Nolan	63
1991-92	Pat Falloon	79	1995-96	Craig Janney	62
			1994-95	Ulf Dahlen	34
			1993-94	Sergei Makarov	68
			1992-93	Kelly Kisio	78
			1991-92	Pat Falloon	59

## GOALS

2009-10	<b>Patrick Marleau</b>	<b>44</b>			
2008-09	<b>Patrick Marleau</b>	<b>38</b>			
2007-08	<b>Joe Thornton</b>	<b>29</b>			
2006-07	Jonathan Cheechoo	37			
2005-06	Jonathan Cheechoo	*56			
2003-04	<b>Patrick Marleau</b>	<b>28</b>			
	Jonathan Cheechoo				
2002-03	<b>Patrick Marleau</b>	<b>28</b>			
	Marco Sturm				
	Teemu Selanne				
			<b>PLUS/MINUS (min. 60 percent of team's games played)</b>		
			2009-10	<b>Patrick Marleau</b>	<b>+21</b>
				<b>Marc-Edouard Vlasic</b>	
			2008-09	<b>Joe Thornton</b>	<b>+16</b>
				<b>Patrick Marleau</b>	
				<b>Devin Setoguchi</b>	
			2007-08	<b>Douglas Murray</b>	<b>+20</b>





## LEADERS BY SEASON

Active players on Sharks Roster in **bold**. \* — Led the NHL \*\* — Part of NHL-Leading Total

<b>2006-07</b>	<b>Joe Thornton</b>	<b>+24</b>	1992-93	Johan Garpenlov	14
<b>2005-06</b>	<b>Joe Thornton</b>	<b>+31</b>	1991-92	David Bruce	10
2003-04	Nils Ekman	+30			
2002-03	Marco Sturm	+9			
2001-02	Marco Sturm	+23			
	Mike Rathje				
2000-01	Vincent Damphousse	+17			
1999-00	Mike Ricci	+14			
1998-99	Owen Nolan	+16			
1997-98	Bill Houlder	+13			
1996-97	Andrei Nazarov	-4			
1995-96	Jeff Odgers	-4			
1994-95	Jayson More	+7			
1993-94	Igor Larionov	+20			
1992-93	Kelly Kisio	-15			
1991-92	Neil Wilkinson	-11			

### PENALTY MINUTES

<b>2009-10</b>	<b>Ryane Clowe</b>	<b>131</b>
2008-09	Jody Shelley	116
2007-08	Craig Rivet	104
2006-07	Mark Bell	83
2005-06	Mark Smith	97
2003-04	Scott Parker	101
2002-03	Bryan Marchment	108
2001-02	Bryan Marchment	178
2000-01	Bryan Marchment	204
1999-00	Ron Stern	151
1998-99	Ron Stern	158
1997-98	Owen Nolan	144
1996-97	Andrei Nazarov	222
1995-96	Jeff Odgers	192
1994-95	Jeff Odgers	117
1993-94	Jeff Odgers	222
1992-93	Jeff Odgers	253
1991-92	Link Gaetz	326

### POWER PLAY GOALS

<b>2009-10</b>	<b>Dany Heatley</b>	<b>18</b>
<b>2008-09</b>	<b>Joe Thornton</b>	<b>11</b>
	<b>Patrick Marleau</b>	
	<b>Devin Setoguchi</b>	
	<b>Ryane Clowe</b>	
<b>2007-08</b>	<b>Joe Thornton</b>	<b>11</b>
2006-07	Jonathan Cheechoo	15
2005-06	Jonathan Cheechoo	24
2003-04	Marco Sturm	10
2002-03	Vincent Damphousse	15
2001-02	Teemu Selanne	9
2000-01	Owen Nolan	10
1999-00	Owen Nolan	18
1998-99	Jeff Friesen	10
1997-98	Jeff Friesen	7
1996-97	Owen Nolan	10
1995-96	Owen Nolan	12
	Ray Sheppard	
1994-95	Jeff Friesen	5
1993-94	Sergei Makarov	10

### SHORT-HANDED GOALS

<b>2009-10</b>	<b>Patrick Marleau</b>	<b>4</b>
<b>2008-09</b>	<b>Patrick Marleau</b>	<b>5</b>
2007-08	Mike Grier	3
2006-07	Mike Grier	3
2005-06	Jonathan Cheechoo	2
	Alyn McCauley	
2003-04	Nils Ekman	4
2002-03	Owen Nolan	3
2001-02	Marco Sturm	3
	Adam Graves	
2000-01	Marco Sturm	3
1999-00	Owen Nolan	4
	Marco Sturm	
1998-99	3 players tied with	2
1997-98	Jeff Friesen	6
1996-97	Jeff Friesen	2
	Ron Sutter	
1995-96	Jamie Baker	6
1994-95	6 players tied	1
1993-94	Igor Larionov	2
	Mike Sullivan	
1992-93	3 players tied	2
1991-92	Kelly Kisio	3
	Brian Mullen	3

### GAME-WINNING GOALS

<b>2009-10</b>	<b>Dany Heatley</b>	<b>9</b>
<b>2008-09</b>	<b>Patrick Marleau</b>	<b>10</b>
2007-08	Jeremy Roenick	10
<b>2006-07</b>	<b>Patrick Marleau</b>	<b>9</b>
	Milan Michalek	
2005-06	Jonathan Cheechoo	11
2003-04	Jonathan Cheechoo	9
2002-03	Vincent Damphousse	6
2001-02	Teemu Selanne	8
<b>2000-01</b>	<b>Patrick Marleau</b>	<b>6</b>
1999-00	Jeff Friesen	7
1998-99	Bill Houlder	5
1997-98	Jeff Friesen	7
1996-97	Jeff Friesen	5
1995-96	Ray Sheppard	4
1994-95	Ulf Dahlen	4
1993-94	Sergei Makarov	5
1992-93	Kelly Kisio	2
	Tom Pederson	
1991-92	3 players tied	2

### SHOTS

<b>2009-10</b>	<b>Dany Heatley</b>	<b>280</b>
<b>2008-09</b>	<b>Joe Pavelski</b>	<b>266</b>
2007-08	Milan Michalek	233
2006-07	Jonathan Cheechoo	250
2005-06	Jonathan Cheechoo	317
<b>2003-04</b>	<b>Patrick Marleau</b>	<b>220</b>
2002-03	Teemu Selanne	253
2001-02	Owen Nolan	217
2000-01	Owen Nolan	190





## LEADERS BY SEASON

Active players on Sharks Roster in **bold**

1999-00	Owen Nolan	261	1996-97	Tony Granato	2
1998-99	Jeff Friesen	215	1995-96	Owen Nolan/Ray Sheppard/ Kevin Miller/Alexei Yegorov/ Jeff Friesen	1
1997-98	Owen Nolan	192			
1996-97	Tony Granato	231			
1995-96	Owen Nolan	184	1994-95	None	1
1994-95	Pat Falloon	91	1993-94	Igor Larionov	2
1993-94	Pat Falloon	193	1992-93	Rob Gaudreau	2
1992-93	Rob Gaudreau	191	1991-92	None	
1991-92	Pat Falloon	181			

## HAT TRICKS

<b>2009-10</b>	<b>Dany Heatley</b>	<b>2</b>
2008-09	None	
<b>2007-08</b>	<b>Joe Thornton/</b> Jonathan Cheechoo	<b>1</b>
2006-07	Jonathan Cheechoo	3
2005-06	Jonathan Cheechoo	5
2003-04	Alyn McCauley	1
2002-03	None	
<b>2001-02</b>	<b>Patrick Marleau</b>	<b>1</b>
2000-01	Scott Thornton/Todd Harvey/ Mike Ricci/Teemu Selanne	1
1999-00	Owen Nolan/Jeff Friesen	1
1998-99	Marco Sturm/ Vincent Damphousse	1
1997-98	None	

## POINTS BY DEFENSEMAN

<b>2009-10</b>	<b>Dan Boyle</b>	<b>58</b>
<b>2008-09</b>	<b>Dan Boyle</b>	<b>57</b>
2007-08	Craig Rivet	35
2006-07	Matt Carle	42
2005-06	Tom Preissing	43
2003-04	Brad Stuart	39
2002-03	Mike Rathje	29
2001-02	Gary Suter	33
2000-01	Gary Suter	34
1999-00	Brad Stuart	36
1998-99	Bill Houlder	32
1997-98	Bill Houlder	32
1996-97	Todd Gill	21
1995-96	Marcus Ragnarsson	39
1994-95	Sandis Ozolinsh	25
1993-94	Sandis Ozolinsh	64
1992-93	Sandis Ozolinsh	23
1991-92	Doug Wilson	28
	David Williams	28



Devin Setoguchi shared the Sharks lead with 11 power play goals in 2008-09.





## GOALTENDING LEADERS BY SEASON

Active players on Sharks Roster in **bold**. \* — Led the NHL

### GAMES PLAYED

2009-10	Evgeni Nabokov	71	1997-98	Mike Vernon	2.46
2008-09	Evgeni Nabokov	62	1996-97	Chris Terreri	2.75
2007-08	Evgeni Nabokov	77	1995-96	Chris Terreri	3.70
2006-07	Evgeni Nabokov	50	1994-95	Arturs Irbe	3.26
2005-06	Evgeni Nabokov	45	1993-94	Arturs Irbe	2.84
2003-04	Evgeni Nabokov	59	1992-93	Arturs Irbe	4.11
2002-03	Evgeni Nabokov	55	1991-92	Jeff Hackett	3.84
2001-02	Evgeni Nabokov	67			
2000-01	Evgeni Nabokov	66			
1999-00	Steve Shields	67			
1998-99	Mike Vernon	49			
1997-98	Mike Vernon	62			
1996-97	Kelly Hrudey	48			
1995-96	Chris Terreri	46			
1994-95	Arturs Irbe	38			
1993-94	Arturs Irbe	74			
1992-93	Arturs Irbe	36			
	Jeff Hackett				
1991-92	Jeff Hackett	42			

### MINUTES

2009-10	Evgeni Nabokov	4,194	1997-98	Mike Vernon	2.46
2008-09	Evgeni Nabokov	3,686	1996-97	Chris Terreri	2.75
2007-08	Evgeni Nabokov	4,561	1995-96	Chris Terreri	3.70
2006-07	Evgeni Nabokov	2,778	1994-95	Arturs Irbe	3.26
2005-06	Evgeni Nabokov	2,575	1993-94	Arturs Irbe	2.84
2003-04	Evgeni Nabokov	3,456	1992-93	Arturs Irbe	4.11
2002-03	Evgeni Nabokov	1,561	1991-92	Jeff Hackett	3.84
2001-02	Evgeni Nabokov	3,901			
2000-01	Evgeni Nabokov	3,700			
1999-00	Steve Shields	3,797			
1998-99	Mike Vernon	2,831			
1997-98	Mike Vernon	3,564			
1996-97	Kelly Hrudey	2,631			
1995-96	Chris Terreri	2,516			
1994-95	Arturs Irbe	2,043			
1993-94	Arturs Irbe	4,412			
1992-93	Arturs Irbe	2,074			
1991-92	Jeff Hackett	2,314			

### GOALS-AGAINST AVERAGE (Min. 15 GP)

2009-10	Evgeni Nabokov	2.43	1997-98	Mike Vernon	2.46
2008-09	Brian Boucher	2.18	1996-97	Chris Terreri	2.75
2007-08	Evgeni Nabokov	2.14	1995-96	Chris Terreri	3.70
2006-07	Evgeni Nabokov	2.29	1994-95	Arturs Irbe	3.26
2005-06	Vesa Toskala	2.56	1993-94	Arturs Irbe	2.84
2003-04	Evgeni Nabokov	2.20	1992-93	Arturs Irbe	4.11
2002-03	Evgeni Nabokov	2.71	1991-92	Jeff Hackett	3.84
2001-02	Evgeni Nabokov	2.29			
2000-01	Evgeni Nabokov	2.19			
1999-00	Mike Vernon	2.49			
1998-99	Steve Shields	2.22			

### WINS

2009-10	Evgeni Nabokov	44
2008-09	Evgeni Nabokov	41
2007-08	Evgeni Nabokov	*46
2006-07	Vesa Toskala	26
2005-06	Vesa Toskala	23
2003-04	Evgeni Nabokov	31
2002-03	Evgeni Nabokov	19
2001-02	Evgeni Nabokov	37
2000-01	Evgeni Nabokov	32
1999-00	Steve Shields	27
1998-99	Mike Vernon	16
1997-98	Mike Vernon	30
1996-97	Kelly Hrudey	16
1995-96	Chris Terreri	13
1994-95	Arturs Irbe	14
1993-94	Arturs Irbe	30
1992-93	Arturs Irbe	7
1991-92	Jeff Hackett	11

### TIES

2003-04	Evgeni Nabokov	8
2002-03	Evgeni Nabokov	8
2001-02	Evgeni Nabokov	5
2000-01	Evgeni Nabokov	7
1999-00	Steve Shields	8
1998-99	Mike Vernon	10
1997-98	Mike Vernon	8
1996-97	Kelly Hrudey	5
1995-96	Arturs Irbe	4
1994-95	Arturs Irbe	3
1993-94	Arturs Irbe	16
1992-93	Jeff Hackett	1
	Brian Hayward	
1991-92	Arturs Irbe	3

### DECISIONS

2009-10	Evgeni Nabokov	(44-16-10)	70
2008-09	Evgeni Nabokov	(41-12-8)	61
2007-08	Evgeni Nabokov	(46-21-8)	75
2006-07	Evgeni Nabokov	(25-16-4)	45
2005-06	Evgeni Nabokov	(16-19-7)	42
2003-04	Evgeni Nabokov	(31-19-8)	58
2002-03	Evgeni Nabokov	(19-28-8)	55
2001-02	Evgeni Nabokov	(37-24-5)	67





## GOALTENDING LEADERS BY SEASON

Active players on Sharks Roster in **bold**

2000-01	Evgeni Nabokov	(32-21-7)	60	1993-94	Arturs Irbe	4
1999-00	Steve Shields	(27-30-8)	65	1992-93	Arturs Irbe	3
1998-99	Mike Vernon	(16-22-10)	38	1991-92	Jarmo Myllys	6
1997-98	Mike Vernon	(30-22-8)	60			
1996-97	Kelly Hrudey	(16-24-5)	45			
1995-96	Chris Terreri	(13-29-1)	43			
1994-95	Arturs Irbe	(14-19-3)	36			
1993-94	Arturs Irbe	(30-28-16)	74			
1992-93	Jeff Hackett	(2-30-1)	33			
	Arturs Irbe	(7-26-0)				
1991-92	Jeff Hackett	(11-27-1)	39			

## SHUTOUTS

2009-10	Evgeni Nabokov	3
2008-09	Evgeni Nabokov	7
2007-08	Evgeni Nabokov	6
2006-07	Evgeni Nabokov	7
2005-06	Vesa Toskala	2
2003-04	Evgeni Nabokov	^9
2002-03	Evgeni Nabokov	3
2001-02	Evgeni Nabokov	7
2000-01	Evgeni Nabokov	*6
1999-00	Steve Shields	4
1998-99	Mike Vernon/Steve Shields	4
1997-98	Mike Vernon	#5
1996-97	Ed Belfour	1
1995-96	None	
1994-95	Arturs Irbe	4
1993-94	Arturs Irbe	3
1992-93	Arturs Irbe	1
1991-92	None	

^Nabokov and Vesa Toskala shared a shutout on Nov. 21, 2003, but it is not counted in Nabokov's totals. \*Nabokov and Miikka Kiprusoff shared a shutout on March 12, 2001. Kiprusoff faced no shots in 38 seconds, but the shutout is not counted in Nabokov's totals. #Vernon and Kelly Hrudey shared a shutout on April 7, 1998 but it is not counted in Vernon's totals.

## EMPTY NET GOALS ALLOWED

2009-10	Thomas Greiss	2
	Evgeni Nabokov	2
2008-09	Brian Boucher	2
2007-08	Evgeni Nabokov	6
2006-07	Evgeni Nabokov	4
2005-06	Evgeni Nabokov	2
2003-04	Vesa Toskala	3
2002-03	Evgeni Nabokov	5
2001-02	Evgeni Nabokov	5
2000-01	Evgeni Nabokov	3
1999-00	Steve Shields	3
1998-99	Mike Vernon	3
1997-98	Kelly Hrudey	4
1996-97	Kelly Hrudey	4
	Chris Terreri	4
1995-96	Chris Terreri	10
1994-95	Arturs Irbe	4



Chris Terreri





## GOALTENDING LEADERS BY SEASON

Active players on Sharks Roster in **bold**

### GOALS ALLOWED

2009-10	Evgeni Nabokov	170
2008-09	Evgeni Nabokov	150
2007-08	Evgeni Nabokov	163
2006-07	Evgeni Nabokov	106
2005-06	Evgeni Nabokov	133
2003-04	Evgeni Nabokov	127
2002-03	Evgeni Nabokov	146
2001-02	Evgeni Nabokov	149
2000-01	Evgeni Nabokov	135
1999-00	Steve Shields	162
1998-99	Mike Vernon	107
1997-98	Mike Vernon	146
1996-97	Kelly Hrudey	140
1995-96	Chris Terreri	155
1994-95	Arturs Irbe	111
1993-94	Arturs Irbe	209
1992-93	Jeff Hackett	176
1991-92	Jeff Hackett	148

### SHOTS AGAINST

2009-10	Evgeni Nabokov	2,168
2008-09	Evgeni Nabokov	1,663
2007-08	Evgeni Nabokov	1,802
2006-07	Evgeni Nabokov	1,227
2005-06	Evgeni Nabokov	1,160
2003-04	Evgeni Nabokov	1,610
2002-03	Evgeni Nabokov	1,561
2001-02	Evgeni Nabokov	1,818
2000-01	Evgeni Nabokov	1,582
1999-00	Steve Shields	1,826
1998-99	Mike Vernon	1,200
1997-98	Mike Vernon	1,401
1996-97	Kelly Hrudey	1,263
1995-96	Chris Terreri	1,322
1994-95	Arturs Irbe	1,056
1993-94	Arturs Irbe	2,064
1992-93	Arturs Irbe	1,250
1991-92	Jeff Hackett	1,366

### SAVE PERCENTAGE (Min. 15 of team's games played)

2009-10	Evgeni Nabokov	.922
2008-09	Brian Boucher	.917
2007-08	Evgeni Nabokov	.910
2006-07	Evgeni Nabokov	.914
2005-06	Vesa Toskala	.901
2003-04	Evgeni Nabokov	.921
2002-03	Evgeni Nabokov	.906
2001-02	Evgeni Nabokov	.918
2000-01	Evgeni Nabokov	.915
1999-00	Steve Shields/Mike Vernon	.911
1998-99	Steve Shields	.921

1997-98	Kelly Hrudey	.897
1996-97	Chris Terreri	.901
1995-96	Chris Terreri	.883
1994-95	Wade Flaherty	.903
1993-94	Arturs Irbe	.899
1992-93	Arturs Irbe	.886
1991-92	Jeff Hackett	.892

### GOALS

2001-02	Evgeni Nabokov	1
---------	----------------	---

### ASSISTS

2009-10	None	
2008-09	Evgeni Nabokov	1
2007-08	Evgeni Nabokov	2
2006-07	Vesa Toskala	3
2005-06	Vesa Toskala	1
	Evgeni Nabokov	1
2003-04	None	
2002-03	None	
2001-02	Evgeni Nabokov	3
2000-01	Evgeni Nabokov	2
1999-00	Steve Shields	1
1998-99	Steve Shields	1
1997-98	Mike Vernon	2
1996-97	None	
1995-96	Chris Terreri	5
1994-95	Wade Flaherty	1
1993-94	Arturs Irbe	2
1992-93	Jeff Hackett	1
	Brian Hayward	
1991-92	Jeff Hackett	2

### PENALTY MINUTES

2009-10	Evgeni Nabokov	6
2008-09	Evgeni Nabokov	12
2007-08	Evgeni Nabokov	12
2006-07	Evgeni Nabokov	6
2005-06	Evgeni Nabokov	18
2003-04	Evgeni Nabokov	14
2002-03	Evgeni Nabokov	10
2001-02	Evgeni Nabokov	14
2000-01	Evgeni Nabokov	8
1999-00	Steve Shields	29
1998-99	Mike Vernon	8
1997-98	Mike Vernon	24
1996-97	Ed Belfour	8
1995-96	Arturs Irbe	4
	Chris Terreri	4
1994-95	Arturs Irbe	4
1993-94	Arturs Irbe	16
1992-93	Arturs Irbe	10
1991-92	Brian Hayward	14





## ROOKIE SINGLE SEASON LEADERS

Active players on Sharks Roster in **bold**

## GAMES PLAYED

1. Doug Zmolek	84	'92-93
2. <b>Torrey Mitchell</b>	<b>82</b>	<b>'07-08</b>
Brad Stuart	82	'99-00
4. <b>Marc-Edouard Vlasic</b>	<b>81</b>	<b>'06-07</b>
Milan Michalek	81	'05-06
Marcel Goc	81	'05-06
7. Pat Falloon	79	'91-92
8. Matt Carle	77	'06-07
9. <b>Patrick Marleau</b>	<b>74</b>	<b>'97-98</b>
Marco Sturm	74	'97-98
Shean Donovan	74	'95-96

## GOALS

1. Pat Falloon	25	'91-92
2. Rob Gaudreau	23	'92-93
3. Milan Michalek	17	'05-06
4. <b>Ryane Clowe</b>	<b>16</b>	<b>'06-07</b>
5. Jeff Friesen	15	'94-95
6. <b>Joe Pavelski</b>	<b>14</b>	<b>'06-07</b>
Steve Bernier	14	'05-06
8. <b>Patrick Marleau</b>	<b>13</b>	<b>'97-98</b>
Steve Guolla	13	'96-97
Shean Donovan	13	'95-96

## ASSISTS

1. Pat Falloon	34	'91-92
2. Matt Carle	31	'06-07
Marcus Ragnarsson	31	'95-96
4. Brad Stuart	26	'99-00
5. David Williams	25	'91-92
6. <b>Marc-Edouard Vlasic</b>	<b>23</b>	<b>'06-07</b>
7. Marco Sturm	20	'97-98
Rob Gaudreau	20	'92-93
9. Jim Fahey	19	'02-03
<b>Patrick Marleau</b>	<b>19</b>	<b>'97-98</b>

## POINTS

1. Pat Falloon	59	'91-92
2. Rob Gaudreau	43	'92-93
3. Matt Carle	42	'06-07
Marcus Ragnarsson	39	'95-96
5. Brad Stuart	36	'99-00
6. Milan Michalek	35	'05-06
7. <b>Ryane Clowe</b>	<b>34</b>	<b>'06-07</b>
8. <b>Patrick Marleau</b>	<b>32</b>	<b>'97-98</b>
9. Marco Sturm	30	'97-98
Alexander Korolyuk	30	'98-99

## PLUS/MINUS (Min. 60 percent of team's games played)

1. Matt Bradley	22	'01-02
2. <b>Marc-Edouard Vlasic</b>	<b>13</b>	<b>'06-07</b>
3. Matt Carle	9	'06-07
4. Tom Preissing	8	'03-04
Andrei Zyuzin	8	'97-98
6. Niko Dimitrakos	6	'03-04
7. <b>Jason Demers</b>	<b>5</b>	<b>'09-10</b>
<b>Patrick Marleau</b>	<b>5</b>	<b>'97-98</b>
Josh Gorges	5	'05-06
10. <b>Ryane Clowe</b>	<b>4</b>	<b>'06-07</b>
<b>Joe Pavelski</b>	<b>4</b>	<b>'06-07</b>

## PENALTY MINUTES

1. Link Gaetz	326	'91-92
2. Doug Zmolek	229	'92-93
3. Jeff Odgers	217	'91-92
4. Dody Wood	138	'95-96
5. Neil Wilkinson	107	'91-92
6. Andrei Nazarov	94	'94-95
7. Rob Davison	92	'03-04
8. Jay More	85	'91-92
9. <b>Ryane Clowe</b>	<b>78</b>	<b>'06-07</b>
10. Brad Staubitz	76	'08-09

## POWER-PLAY GOALS

1. Matt Carle	8	'06-07
2. <b>Joe Pavelski</b>	<b>5</b>	<b>'06-07</b>
Grant Stevenson	5	'05-06
Brad Stuart	5	'99-00
Pat Falloon	5	'91-92
Jeff Friesen	5	'94-95
Rob Gaudreau	5	'92-93
8. <b>Ryane Clowe</b>	<b>4</b>	<b>'06-07</b>
Milan Michalek	4	'05-06
Marcus Ragnarsson	4	'95-96
Dale Craigwell	4	'91-92

## SHORT-HANDED GOALS

1. <b>Torrey Mitchell</b>	<b>2</b>	<b>'07-08</b>
Rob Gaudreau	2	'92-93
3. Tomas Plihal	1	'08-09
Steve Bernier	1	'05-06
Brad Stuart	1	'99-00
Jeff Friesen	1	'94-95
Dody Wood	1	'95-96
Shean Donovan	1	'95-96





## ROOKIE SINGLE SEASON LEADERS

Active players on Sharks Roster in **bold**

### GAME-WINNING GOALS

1. Niko Dimitrakos	4	'03-04
2. <b>Joe Pavelski</b>	<b>3</b>	<b>'06-07</b>
<b>Ryane Clowe</b>	<b>3</b>	<b>'06-07</b>
Jonathan Cheechoo	3	'02-03
Marco Sturm	3	'97-98
6. <b>Devin Setoguchi</b>	<b>2</b>	<b>'07-08</b>
Milan Michalek	2	'05-06
Marcel Goc	2	'05-06
Grant Stevenson	2	'05-06
Jeff Jillson	2	'01-02
Matt Bradley	2	'01-02
<b>Patrick Marleau</b>	<b>2</b>	<b>'97-98</b>
Andrei Zyuzin	2	'97-98
Shean Donovan	2	'95-96
Dale Craigwell	2	'91-92
Jeff Friesen	2	'94-95
Tom Pederson	2	'92-93

### GAME-TYING GOALS

1. Pat Falloon	2	'91-92
2. Jonathan Cheechoo	1	'02-03
Tom Preissing	1	'03-04
Niko Dimitrakos	1	'02-03

### SHOTS

1. Rob Gaudreau	191	'92-93
2. Pat Falloon	181	'91-92
3. Milan Michalek	159	'05-06
4. Brad Stuart	133	'99-00
5. Marco Sturm	118	'97-98
6. Niko Dimitrakos	116	'03-04
7. <b>Joe Pavelski</b>	<b>111</b>	<b>'06-07</b>
Matt Carle	111	'06-07
9. <b>Torrey Mitchell</b>	<b>110</b>	<b>'07-08</b>
10. Viktor Kozlov	107	'95-96

### HAT TRICKS

1. Rob Gaudreau	2	'92-93
2. <b>Ryane Clowe</b>	<b>1</b>	<b>'06-07</b>
Alexei Yegorov	1	'95-96

### POINTS BY DEFENSEMAN

1. Matt Carle	42	'06-07
2. Marcus Ragnarsson	39	'95-96
3. Brad Stuart	36	'99-00
4. David Williams	28	'91-92
5. <b>Marc-Edouard Vlasic</b>	<b>26</b>	<b>'06-07</b>
6. Sandis Ozolinsh	23	'92-93
7. <b>Jason Demers</b>	<b>21</b>	<b>'09-10</b>
8. Tom Pederson	20	'92-93
9. Jim Fahey	19	'02-03
Tom Preissing	19	'03-04



Marcus Ragnarsson





## TEAM STATISTICS BY SEASON

## OVERALL RECORD

2009-10	51-20-11	(113 points)	1995-96	8-29-4	(20 points)
2008-09	53-18-11*	(117 points)	1994-95	9-12-3	(21 points)
2007-08	49-23-10	(108 points)	1993-94	14-22-6	(34 points)
2006-07	51-26-5	(107 points)	1992-93	3-38-1	(7 points)
2005-06	44-27-11	(99 points)	1991-92	3-35-2	(8 points)
2003-04	43-21-12-6	(104 points)	<b>GOALS FOR</b>		
2002-03	28-37-9-8	(73 points)	2009-10	257	(3.13 avg.)
2001-02	44-27-8-3	(99 points)	2008-09	251	(3.06 avg.)
2000-01	40-27-12-3	(95 points)	2007-08	216	(2.63 avg.)
1999-00	35-30-10-7	(87 points)	2006-07	256	(3.12 avg.)
1998-99	31-33-18	(80 points)	2005-06	265	(3.23 avg.)
1997-98	34-38-10	(78 points)	2003-04	219	(2.67 avg.)
1996-97	27-47-8	(62 points)	2002-03	214	(2.60 avg.)
1995-96	20-55-7	(47 points)	2001-02	248	(3.02 avg.)
1994-95	19-25-4	(42 points)	2000-01	217	(2.65 avg.)
1993-94	33-35-16	(82 points)	1999-00	225	(2.74 avg.)
1992-93	11-71-2	(24 points)	1998-99	196	(2.39 avg.)
1991-92	17-58-5	(39 points)	1997-98	210	(2.56 avg.)

\* — Presidents' Trophy

## HOME RECORD

2009-10	27-6-8	(62 points)	1994-95	129	(2.69 avg.)
2008-09	32-5-4	(68 points)	1993-94	252	(3.00 avg.)
2007-08	22-13-6	(50 points)	1992-93	218	(2.60 avg.)
2006-07	25-12-4	(54 points)	1991-92	219	(2.74 avg.)
2005-06	25-9-7	(57 points)	<b>GOALS AGAINST</b>		
2003-04	24-8-7-2	(57 points)	2009-10	209	(2.55 avg.)
2002-03	17-16-5-3	(42 points)	2008-09	199	(2.43 avg.)
2001-02	25-11-3-2	(55 points)	2007-08	187	(2.28 avg.)
2000-01	22-14-4-1	(49 points)	2006-07	197	(2.40 avg.)
1999-00	21-17-3-3	(48 points)	2005-06	235	(2.87 avg.)
1998-99	17-15-9	(43 points)	2003-04	183	(2.23 avg.)
1997-98	17-19-5	(39 points)	2002-03	239	(2.91 avg.)
1996-97	14-23-4	(32 points)	2001-02	199	(2.42 avg.)
1995-96	12-26-3	(27 points)	2000-01	192	(2.34 avg.)
1994-95	10-13-1	(21 points)	1999-00	214	(2.61 avg.)
1993-94	19-13-10	(48 points)	1998-99	191	(2.33 avg.)
1992-93	8-33-1	(17 points)	1997-98	216	(2.63 avg.)
1991-92	14-23-3	(31 points)	1996-97	278	(3.39 avg.)

## ROAD RECORD

2009-10	24-14-3	(51 points)	1994-95	161	(3.35 avg.)
2008-09	21-13-7	(49 points)	1993-94	265	(3.15 avg.)
2007-08	27-10-4 (led NHL)	(58 points)	1992-93	414	(4.93 avg.)
2006-07	26-14-1 (led NHL)	(53 points)	1991-92	359	(4.49 avg.)
2005-06	19-18-4	(42 points)	<b>SHOTS FOR</b>		
2003-04	19-13-5-4	(47 points)	2009-10	2,601	(31.7 avg.)
2002-03	11-21-4-5	(31 points)	2008-09	2,720	(33.2 avg.)
2001-02	19-16-5-1	(44 points)	2007-08	2,428	(29.6 avg.)
2000-01	18-13-8-2	(46 points)	2006-07	2,346	(28.6 avg.)
1999-00	14-20-7-4	(39 points)	2005-06	2,483	(30.1 avg.)
1998-99	14-18-9	(37 points)	2003-04	2,300	(28.0 avg.)
1997-98	17-19-5	(39 points)	2002-03	2,303	(28.0 avg.)
1996-97	13-24-4	(30 points)	2001-02	2,228	(27.1 avg.)





## TEAM STATISTICS BY SEASON

2000-01	2,266	(27.6 avg.)	2007-08	7
1999-00	2,248	(27.4 avg.)	2006-07	7
1998-99	2,143	(26.1 avg.)	2005-06	10
1997-98	2,169	(26.5 avg.)	2003-04	9
1996-97	2,277	(27.8 avg.)	2002-03	5
1995-96	2,143	(26.1 avg.)	2001-02	15
1994-95	1,152	(24.0 avg.)	2000-01	8
1993-94	2,101	(25.0 avg.)	1999-00	16
1992-93	2,384	(28.4 avg.)	1998-99	8
1991-92	2,340	(29.3 avg.)	1997-98	10

### SHOTS AGAINST

2009-10	2,571	(31.3 avg.)
2008-09	2,228	(27.1 avg.)
2007-08	1,981	(24.1 avg.)
2006-07	2,149	(26.2 avg.)
2005-06	2,180	(26.6 avg.)
2003-04	2,373	(28.9 avg.)
2002-03	2,392	(29.2 avg.)
2001-02	2,335	(28.5 avg.)
2000-01	2,169	(26.5 avg.)
1999-00	2,357	(27.4 avg.)
1998-99	2,217	(27.0 avg.)
1997-98	2,020	(24.6 avg.)
1996-97	2,398	(29.2 avg.)
1995-96	2,716	(33.1 avg.)
1994-95	1,517	(31.6 avg.)
1993-94	2,389	(28.4 avg.)
1992-93	3,080	(36.7 avg.)
1991-92	2,900	(36.3 avg.)

### PENALTY MINUTES

2009-10	1,155	(14.1 avg.)
2008-09	1,053	(12.8 avg.)
2007-08	1,075	(13.1 avg.)
2006-07	955	(11.6 avg.)
2005-06	1,058	(12.9 avg.)
2003-04	1,091	(13.3 avg.)
2002-03	1,112	(13.5 avg.)
2001-02	1,249	(15.2 avg.)
2000-01	1,364	(16.6 avg.)
1999-00	1,292	(15.8 avg.)
1998-99	1,423	(17.4 avg.)
1997-98	1,397	(17.0 avg.)
1996-97	2,085	(25.4 avg.)
1995-96	1,480	(18.0 avg.)
1994-95	840	(17.5 avg.)
1993-94	1,343	(16.0 avg.)
1992-93	2,134	(25.4 avg.)
1991-92	1,894	(23.7 avg.)

### SHORT-HANDED GOALS

2009-10	8
2008-09	12

1996-97	9
1995-96	15
1994-95	6
1993-94	6
1992-93	13
1991-92	11

### SHORT-HANDED GOALS ALLOWED

2009-10	9
2008-09	11
2007-08	9
2006-07	4
2005-06	11
2003-04	9
2002-03	10
2001-02	6
2000-01	10
1999-00	4
1998-99	4
1997-98	5
1996-97	11
1995-96	20
1994-95	5
1993-94	13
1992-93	15
1991-92	17

### POWER PLAY GOALS

2009-10	65
2008-09	87
2007-08	70
2006-07	92
2005-06	91
2003-04	56
2002-03	68
2001-02	59
2000-01	57
1999-00	62
1998-99	53
1997-98	54
1996-97	51
1995-96	62
1994-95	24
1993-94	68





## TEAM STATISTICS BY SEASON

1992-93	66	1998-99	85.0%	(61-407)
1991-92	64	1997-98	85.2%	(59-398)
		1996-97	83.9%	(66-409)
		1995-96	76.6%	(93-397)
		1994-95	81.3%	(39-208)
		1993-94	78.6%	(77-360)
		1992-93	76.7%	(113-483)
		1991-92	78.1%	(89-407)

## POWER-PLAY GOALS ALLOWED

2009-10	49
2008-09	51
2007-08	44
2006-07	55
2005-06	77
2003-04	47
2002-03	68
2001-02	54
2000-01	61
1999-00	61
1998-99	61
1997-98	59
1996-97	66
1995-96	93
1994-95	39
1993-94	77
1992-93	113
1991-92	89

## POWER PLAY PERCENTAGE

2009-10	21.0%	(65-309)
2008-09	24.2%	(87-360)
2007-08	18.8%	(70-372)
2006-07	22.4%	(92-410)
2005-06	18.2%	(91-500)
2003-04	16.6%	(56-337)
2002-03	18.1%	(68-375)
2001-02	16.0%	(59-369)
2000-01	14.0%	(57-406)
1999-00	16.4%	(62-377)
1998-99	13.3%	(53-399)
1997-98	13.5%	(54-400)
1996-97	14.3%	(50-349)
1995-96	16.1%	(62-385)
1994-95	11.8%	(24-203)
1993-94	16.0%	(68-424)
1992-93	16.1%	(66-409)
1991-92	17.1%	(64-374)

## PENALTY KILLING PERCENTAGE

2009-10	85.0%	(49-327)
2008-09	83.3%	(51-306)
2007-08	85.8% (led NHL)	(44-310)
2006-07	83.3%	(55-330)
2005-06	80.7%	(77-399)
2003-04	85.3%	(47-319)
2002-03	81.0%	(68-358)
2001-02	85.8%	(54-381)
2000-01	86.2%	(61-441)
1999-00	83.6%	(61-372)

## TEAM SHUTOUTS

2009-10	3
2008-09	9
2007-08	7
2006-07	11
2005-06	5
2003-04	11
2002-03	5
2001-02	9
2000-01	9
1999-00	5
1998-99	8
1997-98	7
1996-97	1
1995-96	0
1994-95	5
1993-94	3
1992-93	1
1991-92	0

## POINTS PERCENTAGE

2009-10	.689
2008-09	.713
2007-08	.659
2006-07	.652
2005-06	.604
2003-04	.634
2002-03	.445
2001-02	.603
2000-01	.579
1999-00	.530
1998-99	.488
1997-98	.476
1996-97	.378
1995-96	.329
1994-95	.438
1993-94	.488
1992-93	.143
1991-92	.244





## SPECIAL TEAMS BY SEASON

### POWER PLAY

Season	Home			Road			Total		
	PPG	ATT	PCT.	PPG	ATT	PCT.	PPG	ATT	PCT.
2009-10	31	158	19.6	34	151	22.5	65	309	21.0
2008-09	41	197	20.8	46	163	28.2*	87	360	24.2
2007-08	39	206	18.9	31	166	18.7	70	372	18.8
2006-07	53	223	23.8	39	187	20.9	92	410	22.4
2005-06	48	257	18.7	43	243	17.7	91	500	18.2
2003-04	29	172	16.9	27	165	16.4	56	337	16.6
2002-03	37	190	19.5	31	185	16.8	68	375	18.1
2001-02	35	195	17.9	24	174	13.8	59	369	16.0
2000-01	32	219	14.6	25	187	13.4	57	406	14.0
1999-00	34	204	16.7	28	173	16.2	62	377	16.4
1998-99	23	199	11.6	30	200	15.0	53	399	13.3
1997-98	26	219	11.9	28	181	15.5	54	400	13.5
1996-97	29	175	16.6	21	174	12.1	50	349	14.3
1995-96	30	199	15.1	32	186	17.2	62	385	16.1
1994-95	14	114	12.3	10	89	11.2	24	203	11.8
1993-94	38	236	16.1	30	188	16.0	68	424	16.0
1992-93	41	225	18.2	25	184	13.6	66	409	16.1
1991-92	36	204	17.6	28	170	16.5	64	374	17.1
<b>TOTALS</b>	<b>616</b>	<b>3592</b>	<b>17.1</b>	<b>532</b>	<b>3166</b>	<b>16.8</b>	<b>1148</b>	<b>6758</b>	<b>17.0</b>

### PENALTY KILLING

Season	Home			Road			Total		
	PPGA	TSH	PCT.	PPGA	TSH	PCT.	PPGA	TSH	PCT.
2009-10	22	151	85.4	27	176	84.7	49	327	85.0
2008-09	20	135	85.2	31	171	81.9	51	306	83.3
2007-08	27	149	81.9	17	161	89.4*	44	310	85.8*
2006-07	23	167	86.2	32	163	80.4	55	330	83.3
2005-06	36	169	81.7	41	203	79.8	77	399	80.7
2003-04	13	145	91.0	34	174	80.5	47	319	85.3
2002-03	34	169	79.9	34	189	82.0	68	358	81.0
2001-02	22	170	87.1	32	211	84.8	54	381	85.8
2000-01	34	197	82.7	27	244	88.9	61	441	86.2
1999-00	31	188	83.5	30	184	83.7	61	372	83.6
1998-99	27	215	87.4	34	192	82.3	61	407	85.0
1997-98	32	191	83.2	27	207	87.0	59	398	85.2
1996-97	33	189	82.5	33	220	85.0	66	409	83.9
1995-96	45	191	76.4	48	206	76.7	93	397	76.6
1994-95	17	96	82.3	22	112	80.4	39	208	81.3
1993-94	40	181	77.9	37	179	79.3	77	360	78.6
1992-93	58	231	74.9	55	252	78.2	113	483	76.6
1991-92	35	211	83.4	54	196	72.4	89	407	78.1
<b>TOTALS</b>	<b>549</b>	<b>3145</b>	<b>82.5</b>	<b>615</b>	<b>3440</b>	<b>82.1</b>	<b>1164</b>	<b>6585</b>	<b>82.3</b>

\* — led NHL



Marc-Edouard Vlasic





## HAT TRICKS

Active players on Sharks Roster in **bold**

## SHARKS (42)

Goals	Player	Date	Game	Score	Goaltender(s)
3	<b>Patrick Marleau</b>	<b>Nov. 27, 2009</b>	<b>at Edmonton</b>	<b>5-4 W (SO)</b>	<b>Jeff Deslauriers</b>
3	<b>Dany Heatley</b>	<b>Nov. 20, 2009</b>	<b>vs. Philadelphia</b>	<b>6-3 W</b>	<b>Ray Emery</b>
3	<b>Dany Heatley</b>	<b>Oct. 8, 2009</b>	<b>vs. Columbus</b>	<b>6-3 W</b>	<b>Steve Mason (2), Mathieu Garon (1)</b>
3	<b>Joe Thornton</b>	<b>March 25, 2008</b>	<b>at Phoenix</b>	<b>4-5 L (OT)</b>	<b>Ilya Bryzgalov</b>
3	Jonathan Cheechoo	Feb. 9, 2008	vs. Nashville	4-3 W	Chris Mason
3	Jonathan Cheechoo	April 1, 2007	vs. Los Angeles	6-2 W	Sean Burke
3	Jonathan Cheechoo	March 22, 2007	at Atlanta	5-1 W	Kari Lehtonen (2), Johan Hedberg (1)
3	Bill Guerin	March 13, 2007	vs. Chicago	7-1 W	Patrick Lalime
3	<b>Ryane Clowe</b>	<b>Jan. 6, 2007</b>	<b>vs. Columbus</b>	<b>5-2 W</b>	<b>Fredrik Norrena</b>
3	<b>Patrick Marleau</b>	<b>Nov. 9, 2006</b>	<b>at Los Angeles</b>	<b>7-3 W</b>	<b>Mathieu Garon</b>
3	Jonathan Cheechoo	Oct. 12, 2006	at Edmonton	4-6 L	Dwayne Roloson
3	Jonathan Cheechoo	April 15, 2006	vs. Anaheim	6-3 W	J.S. Giguere (2), Ilya Bryzgalov (0), Empty Net (1)
3	Jonathan Cheechoo	Mar. 13, 2006	vs. Los Angeles	4-3 W	Mathieu Garon
3	Jonathan Cheechoo	Feb. 1, 2006	at Anaheim	6-4 W	Ilya Bryzgalov
3	Jonathan Cheechoo	Jan. 5, 2006	vs. Columbus	6-3 W	Marc Denis
3	Jonathan Cheechoo	Dec. 20, 2005	vs. Anaheim	4-2 W	J.S. Giguere
3	Alyn McCauley	Nov. 1, 2003	at Florida	6-2 W	Steve Shields
3	<b>Patrick Marleau</b>	<b>April 6, 2002</b>	<b>vs. Detroit</b>	<b>6-3 W</b>	<b>Manny Legace</b>
3	Mike Ricci	April 7, 2001	vs. Dallas	4-5 L (OT)	Ed Belfour
3	Teemu Selanne	March 29, 2001	vs. Anaheim	7-4 W	Jean-Sebastien Giguere (2), Empty Net (1)
3	Scott Thornton	March 7, 2001	at Florida	3-3 T	Roberto Luongo
3	Todd Harvey	Dec. 18, 2000	at Washington	5-3 W	Olaf Kolzig (2), Empty Net (1)
3	Jeff Friesen	Oct. 4, 1999	vs. Chicago	7-1 W	Jocelyn Thibault (1), Steve Passmore (2)
3	Owen Nolan	Oct. 4, 1999	vs. Chicago	7-1 W	Jocelyn Thibault
3	Vincent Damphousse	April 3, 1999	vs. Vancouver	5-2 W	Garth Snow (2), Empty Net (1)
3	Marco Sturm	Dec. 23, 1998	at Edmonton	5-3 W	Bob Essensa (1), Mikhail Shtalenkov (1), Empty Net (1)
3	Tony Granato	April 4, 1997	vs. Colorado	7-6 W	Craig Billington
3	Owen Nolan	Oct. 27, 1996	at Chicago	6-2 W	Jimmy Waite (2)/E. Belfour (1)
3	Tony Granato	Oct. 6, 1996	at Los Angeles	7-6 W	Stephane Fiset
3	Jeff Friesen	March 20, 1996	at Winnipeg	7-1 W	Nikolai Khabibulin (2)/Dominic Roussel (1)
3	Alexei Yegorov	Feb. 20, 1996	at Calgary	3-5 L	Rick Tabaracci
3	Kevin Miller	Jan. 30, 1996	vs. Hartford	8-2 W	Sean Burke (1)/Jason Muzzatti (2)
3	Ray Sheppard	Jan. 13, 1996	at Pittsburgh	10-8 W	Tom Barrasso
4	Owen Nolan	Dec. 19, 1995	at Anaheim	7-4 W	Guy Hebert (1)/Mikhail Shtalenkov (3)
3	Ulf Dahlen	April 2, 1994	vs. Vancouver	7-4 W	Kay Whitmore
3	Sergei Makarov	March 29, 1994	vs. Winnipeg	9-4 W	Tim Cheveldae
3	Igor Larionov	March 25, 1994	at Winnipeg	8-3 W	Tim Cheveldae
3	Rob Gaudreau	Feb. 6, 1994	at Dallas	7-1 W	D. Wakaluk (2)/Andy Moog (1)
3	Igor Larionov	Jan. 15, 1994	vs. Hartford	8-2 W	Sean Burke
3	Johan Garpenlov	April 1, 1993	vs. Winnipeg	5-9 L	Bob Essensa
3	Rob Gaudreau	Dec. 12, 1992	vs. Quebec	7-8 L	Ron Hextall
3	Rob Gaudreau	Dec. 3, 1992	vs. Hartford	5-7 L	Sean Burke





## HAT TRICKS

Active players on Sharks Roster in **bold**

## OPPONENTS (68)

Goals Player	Date	Game	Score	Goaltender(s)
3 Steve Ott	March 31, 2010	at Dallas	1-5 L	Evgeni Nabokov
3 Owen Nolan	Jan. 30, 2008	at Calgary	4-5 L	Evgeni Nabokov
3 Bill Guerin	Feb. 13, 2007	at St. Louis	6-5 W	Vesa Toskala
3 Jeremy Roenick	Dec. 30, 2006	at Phoenix	0-8 L	Evgeni Nabokov (1), Vesa Toskala (2)
3 Ryan Smyth	Oct. 12, 2006	at Edmonton	4-6 L	Evgeni Nabokov
3 Steven Reinprecht	Apr. 1, 2006	vs. Phoenix	3-4 L OT	Vesa Toskala
3 Mathieu Schneider	Nov. 26, 2005	vs. Detroit	6-7 L	Evgeni Nabokov
3 Brian Rolston	Nov. 5, 2005	vs. Minnesota	1-3 L	Nolan Schaefer (2), Empty Net (1)
3 Steve Sullivan	Feb. 18, 2004	at Nashville	3-7 L	Evgeni Nabokov
3 Josef Vasicek	Oct. 28, 2003	at Carolina	0-3 L	Vesa Toskala
3 Steven Reinprecht	Jan. 4, 2002	vs. Colorado	1-6 L	Evgeni Nabokov (1), Miikka Kiprusoff (2)
3 Tyler Arnason	Dec. 28, 2002	vs. Chicago	3-3 T	Evgei Nabokov
3 Andreas Johansson	Nov. 27, 2002	at Nashville	2-4 L	Evgeni Nabokov
3 Markus Naslund	Oct. 21, 2002	vs. Vancouver	2-5 L	Vesa Toskala (1), Miikka Kiprusoff (2)
3 Espen Knutsen	Jan. 24, 2002	at Columbus	2-6 L	Evgeni Nabokov (2), Miikka Kiprusoff (1)
3 Patrik Elias	Oct. 18, 2001	at New Jersey	1-6 L	Evgeni Nabokov (2), Miikka Kiprusoff (1)
3 Brendan Shanahan	Oct. 4, 2001	vs. Detroit	3-4 L OT	Evgeni Nabokov
3 Paul Kariya	March 29, 2001	vs. Anaheim	7-4 W	Evgeni Nabokov (2), Miikka Kiprusoff (1)
3 Tomas Holmstrom	March 18, 2001	vs. Detroit	4-6 L	Evgeni Nabokov (2), Miikka Kiprusoff (1)
3 Daniel Alfredsson	March 1, 2001	at Ottawa	4-8 L	Evgeni Nabokov (1), Steve Shields (2)
3 Todd Bertuzzi	Dec. 30, 2000	vs. Vancouver	3-6 L	Evgeni Nabokov
3 Harold Druken	Dec. 8, 2000	vs. Vancouver	1-6 L	Evgeni Nabokov (1)/Steve Shields (2)
3 Theoren Fleury	Oct. 10, 1998	vs. Calgary	3-2 L	Mike Vernon
3 Keith Tkachuk	Dec. 26, 1997	vs. Phoenix	0-4 L	Kelly Hrudey (1), Mike Vernon (2)
3 Teemu Selanne	Nov. 10, 1997	at Anaheim	6-4 W	Mike Vernon
3 Zigmund Palffy	Oct. 16, 1997	vs. NY Islanders	2-5 L	Mike Vernon
3 Brendan Shanahan	Feb. 12, 1997	at Detroit	1-7 L	Wade Flaherty
3 Teemu Selanne	Nov. 1, 1996	at Anaheim	3-4 L	Kelly Hrudey
3 John LeClair	March 17, 1996	at Philadelphia	2-8 L	Geoff Sarjeant
3 Brett Hull	March 15, 1996	vs. St. Louis	2-4 L	Terreri (1)/Sarjeant (2)
3 Brian Bellows	March 1, 1996	vs. Tampa Bay	3-7 L	Wade Flaherty
3 Jason Wiemer	March 1, 1996	vs. Tampa Bay	3-7 L	Wade Flaherty
3 Teemu Selanne	Feb. 25, 1996	at Anaheim	3-4 L	Chris Terreri
3 Gary Roberts	Feb. 20, 1996	at Calgary	3-5 L	Chris Terreri
3 Valeri Kamensky	Dec. 5, 1995	at Colorado	2-12 L	Chris Tereri (2)/Wade Flaherty (1)
3 Cliff Ronning	Dec. 1, 1995	at Vancouver	2-7 L	Chris Tereri (2)/Wade Flaherty (1)
3 Ron Francis	Nov. 10, 1995	vs. Pittsburgh	1-9 L	Arturs Irbe (2)/Wade Flaherty (1)
3 Donald Audette	Nov. 8, 1995	at Buffalo	2-7 L	Wade Flaherty
3 Alexander Mogilny	Oct. 14, 1995	vs. Vancouver	6-7 L	Wade Flaherty
3 Joe Nieuwendyk	April 10, 1995	at Calgary	3-8 L	Wade Flaherty (3)/Arturs Irbe
3 Nelson Emerson	March 28, 1995	vs. Winnipeg	6-5 W	Arturs Irbe (3)/Wade Flaherty
3 Bernie Nicholls	March 21, 1995	vs. Chicago	3-7 L	Wade Flaherty
3 Mike Modano	Feb. 21, 1994	vs. Dallas	3-6 L	Jimmy Waite
5 Mike Ricci	Feb. 17, 1994	vs. Quebec	2-8 L	Arturs Irbe (3)/Jimmy Waite (2)
3 Mikael Renberg	Feb. 15, 1994	vs. Philadelphia	4-6 L	Arturs Irbe
3 Patrick Flatley	Feb. 1, 1994	at N.Y. Islanders	4-5 L	Arturs Irbe





## HAT TRICKS

Active players on Sharks Roster in **bold**

Goals	Player	Date	Game	Score	Goaltender(s)
3	Vyacheslav Kozlov	Jan. 6, 1994	vs. Detroit	3-10 L	Arturs Irbe (2)/Jimmy Waite (1)
3	Ray Sheppard	Jan. 6, 1994	vs. Detroit	3-10 L	Arturs Irbe (2)/Jimmy Waite (1)
3	Scott Young	Dec. 19, 1993	at Quebec	5-7 L	Jimmy Waite
3	Kevin Miller	Oct. 21, 1993	at St. Louis (@ Sacramento)	2-5 L	Jimmy Waite
3	Stephane Richer	Mar. 29, 1993	at New Jersey	0-5 L	Jeff Hackett
3	Ronnie Stern	Feb. 10, 1993	at Calgary	1-13 L	Arturs Irbe (2)/Jeff Hackett (1)
3	Robert Reichel	Feb. 10, 1993	at Calgary	1-13 L	Arturs Irbe (2)/Jeff Hackett (1)
3	Bob Kudelski	Jan. 10, 1993	at Ottawa	2-3 L	Jeff Hackett
3	Scott Young	Dec. 12, 1992	vs. Quebec	7-8	Brian Hayward
3	Mike Donnelly	Nov. 8, 1992	vs. Los Angeles	4-11 L	Arturs Irbe
3	Jari Kurri	Nov. 8, 1992	vs. Los Angeles	4-11 L	Arturs Irbe
3	Luc Robitaille	Nov. 8, 1992	vs. Los Angeles	4-11 L	Arturs Irbe
3	Rick Tocchet	March 6, 1992	vs Pittsburgh	3-7 L	Jarmo Myllys
3	Jimmy Carson	Feb. 15, 1992	at Detroit	1-11 L	Arturs Irbe (3)/Jarmo Myllys
3	Dale Hawerchuk	Feb. 14, 1992	at Buffalo	6-7 L	Jarmo Myllys
3	Stephan Lebeau	Feb. 12, 1992	at Montreal	1-6	Jeff Hackett
3	John Druce	Feb. 9, 1992	at Washington	2-6 L	Jeff Hackett (3)/Jarmo Myllys
3	John Cullen	Feb. 4, 1992	vs Hartford	6-5 W	Jeff Hackett
3	Igor Larionov	Dec. 28, 1991	vs Vancouver	2-3 L	Jeff Hackett
3	Kevin Stevens	Dec. 5, 1991	vs Pittsburgh	0-8 L	Jeff Hackett/Arturs Irbe (1)/ Brian Hayward (2)
3	Wayne Gretzky	Nov. 23, 1991	at Los Angeles	4-6 L	Arturs Irbe
3	Pat Lafontaine	Nov. 12, 1991	vs Buffalo	1-7 L	Arturs Irbe (1)/Jeff Hackett (2)
3	Bob Kudelski	Oct. 16, 1991	at Los Angeles	5-8 L	Jeff Hackett



Wayne Gretzky recorded one of his NHL-record 50 hat tricks for Los Angeles against the Sharks on Nov. 23, 1991.





## SHUTOUTS

Active players on Sharks Roster in **bold**

## SHARKS (99)

March 25, 2010	vs. Dallas	Evgeni Nabokov	3-0	27
Nov. 7, 2009	vs. Pittsburgh	Evgeni Nabokov	5-0	27
Oct. 8, 2009	vs. Columbus	Evgeni Nabokov	0-1 SOL	30 (1/3 in shootout)
April 7, 2009	vs. Colorado	Evgeni Nabokov	1-0 SO	20 (3/3 in shootout)
March 15, 2009	at Anaheim	Evgeni Nabokov	1-0	34
Feb. 23, 2009	at Dallas	Evgeni Nabokov	1-0	29
Jan. 29, 2009	vs. Phoenix	Evgeni Nabokov	2-0	24
Jan. 27, 2009	at Colorado	Evgeni Nabokov	3-0	31
Dec. 23, 2008	vs. Vancouver	Evgeni Nabokov	5-0	33
Dec. 11, 2008	vs. Anaheim	Evgeni Nabokov	2-0	31
Oct. 25, 2008	at Tampa Bay	Brian Boucher	3-0	22
Oct. 12, 2008	at Los Angeles	Brian Boucher	1-0	21
March 1, 2008	at St. Louis	Brian Boucher	2-0	24
Jan. 29, 2008	at Edmonton	Evgeni Nabokov	3-0	13
Dec. 28, 2007	at St. Louis	Evgeni Nabokov	1-0	26
Dec. 7, 2007	at Phoenix	Evgeni Nabokov	1-0	27
Nov. 15, 2007	at Phoenix	Evgeni Nabokov	6-0	15
Nov. 12, 2007	vs. Phoenix	Evgeni Nabokov	5-0	25
Oct. 20, 2007	vs. Nashville	Evgeni Nabokov	3-0	22
March 16, 2007	vs. Columbus	Evgeni Nabokov	3-0	35
March 11, 2007	vs. Edmonton	Evgeni Nabokov	3-0	22
March 6, 2007	at Minnesota	Evgeni Nabokov	3-0	26
March 4, 2007	at Dallas	Evgeni Nabokov	4-0	26
Feb. 22, 2007	at Chicago	Evgeni Nabokov	2-0	21
Dec. 11, 2006	vs. Phoenix	Vesa Toskala	4-0	23
Nov. 28, 2006	at St. Louis	Vesa Toskala	2-0	29
Nov. 25, 2006	vs. New Jersey	Evgeni Nabokov	2-0	24
Oct. 23, 2006	at Columbus	Vesa Toskala	3-0	23
Oct. 17, 2006	vs. Dallas	Evgeni Nabokov	2-0	32
Oct. 7, 2006	vs. New York Islanders	Evgeni Nabokov	2-0	26
April 6, 2006	at Los Angeles	Vesa Toskala	5-0	14
March 21, 2006	at St. Louis	Vesa Toskala	6-0	33
Jan. 12, 2006	at Ottawa	Evgeni Nabokov	2-0	40
Dec. 2, 2005	at Buffalo	Evgeni Nabokov	5-0	20
		Nolan Schaefer		7
Nov. 4, 2005	at Anaheim	Nolan Schaefer	1-0	21
March 31, 2004	at Los Angeles	Evgeni Nabokov	3-0	22
March 26, 2004	at Phoenix	Vesa Toskala	3-0	30
Feb. 29, 2004	vs. St. Louis	Evgeni Nabokov	1-0	24
Feb. 5, 2004	vs. Phoenix	Evgeni Nabokov	5-0	20
Feb. 3, 2004	vs. Florida	Evgeni Nabokov	3-0	26
Jan. 24, 2004	vs. Minnesota	Evgeni Nabokov	4-0	24
Dec. 31, 2003	at Columbus	Evgeni Nabokov	1-0	26
Dec. 27, 2003	vs. Los Angeles	Evgeni Nabokov	5-0	25
Dec. 13, 2003	vs. Anaheim	Evgeni Nabokov	2-0	28
Nov. 21, 2003	at Phoenix	Evgeni Nabokov	0-0	9
		Vesa Toskala		31
Oct. 16, 2003	vs. Philadelphia	Evgeni Nabokov	0-0	26
March 27, 2003	vs. Detroit	Vesa Toskala	3-0	25
Feb. 21, 2003	vs. Columbus	Evgeni Nabokov	6-0	29
Jan. 27, 2003	at Los Angeles	Evgeni Nabokov	3-0	32
Jan. 11, 2003	vs. Vancouver	Miikka Kiprusoff	3-0	29





## SHUTOUTS

Active players on Sharks Roster in **bold**

Date	Opponent	Goaltender	Score	Saves
Dec. 14, 2002	vs. Washington	Evgeni Nabokov	2-0	34
March 9, 2002	vs. Vancouver	Miikka Kiprusoff	2-0	32
Feb. 10, 2002	vs. Carolina	Evgeni Nabokov	4-0	24
Feb. 6, 2002	vs. Calgary	Evgeni Nabokov	2-0	27
Jan. 15, 2002	at Colorado	Evgeni Nabokov	1-0 (OT)	38
Jan. 5, 2002	vs. Florida	Miikka Kiprusoff	6-0	28
Dec. 14, 2001	at Colorado	Evgeni Nabokov	3-0	38
Nov. 29, 2001	vs. Pittsburgh	Evgeni Nabokov	5-0	38
Oct. 27, 2001	vs. Columbus	Evgeni Nabokov	2-0	16
Oct. 6, 2001	vs. Minnesota	Evgeni Nabokov	0-0 (OT)	19
April 5, 2001	vs. Phoenix	Evgeni Nabokov	3-0	28
March 26, 2001	at Los Angeles	Evgeni Nabokov	0-0 (OT)	27
March 12, 2001	vs. Montreal	Evgeni Nabokov	3-0	20
		Miikka Kiprusoff		0
Feb. 16, 2001	at Nashville	Evgeni Nabokov	2-0	19
Feb. 14, 2001	at Chicago	Steve Shields	7-0	31
Feb. 8, 2001	at Vancouver	Steve Shields	0-0 (OT)	26
Dec. 20, 2000	at Detroit	Evgeni Nabokov	2-0	31
Dec. 4, 2000	at Calgary	Evgeni Nabokov	8-0	21
Nov. 11, 2000	at NY Islanders	Evgeni Nabokov	4-0	24
April 3, 2000	at Edmonton	Steve Shields	1-0	20
Feb. 11, 2000	at Atlanta	Steve Shields	3-0	24
Feb. 8, 2000	at Tampa Bay	Steve Shields	8-0	23
Jan. 19, 2000	at Colorado	Evgeni Nabokov	0-0 (OT)	39
Oct. 13, 1999	at Dallas	Steve Shields	2-0	35
April 6, 1999	at Phoenix	Steve Shields	1-0	33
April 2, 1999	at Vancouver	Steve Shields	7-0	18
Mar. 12, 1999	vs. Detroit	Steve Shields	2-0	26
Feb. 8, 1999	at Phoenix	Mike Vernon	3-0	27
Jan. 11, 1999	vs. Los Angeles	Mike Vernon	4-0	30
Dec. 26, 1998	vs. Vancouver	Steve Shields	2-0	25
Nov. 12, 1998	vs. Carolina	Mike Vernon	3-0	20
Nov. 4, 1998	vs. Dallas	Mike Vernon	4-0	21
April 7, 1998	vs. Calgary	Mike Vernon	6-0	13
		Kelly Hrudey		3
March 6, 1998	at Anaheim	Mike Vernon	3-0	23
Feb. 4, 1998	at Edmonton	Mike Vernon	3-0	21
Dec. 18, 1997	vs. Vancouver	Mike Vernon	0-0 (OT)	21
Dec. 12, 1997	at Dallas	Kelly Hrudey	1-0	24
Nov. 20, 1997	at Philadelphia	Mike Vernon	3-0	28
Nov. 4, 1997	vs. Toronto	Mike Vernon	0-0 (OT)	19
March 6, 1997	vs. Ottawa	Ed Belfour	2-0	29
April 28, 1995	vs. Los Angeles	Arturs Irbe	4-0	29
April 16, 1995	vs. Los Angeles	Arturs Irbe	2-0	22
April 7, 1995	vs. Edmonton	Wade Flaherty	5-0	26
Feb. 17, 1995	at Los Angeles	Arturs Irbe	2-0	37
Jan. 25, 1995	vs. Winnipeg	Arturs Irbe	4-0	28
March 6, 1994	vs. Anaheim	Arturs Irbe	6-0	25
Feb. 13, 1994	vs. Chicago	Arturs Irbe	1-0	23
Nov. 27, 1993	vs. Anaheim	Arturs Irbe	1-0	15
Nov. 17, 1992	vs. Los Angeles	Arturs Irbe	6-0	39





## SHUTOUTS

Active players on Sharks Roster in **bold**

### OPPONENTS (87)

Date	Opponent	Goaltender	Score	Saves
Feb. 10, 2010	at Columbus	Steve Mason	0-3	40
Oct. 12, 2009	vs. Phoenix	Ilya Bryzgalov	1-0	26 (2/3 in shootout win)
April 7, 2009	vs. Colorado	Peter Budaj	1-0	30 (2/3 in shootout loss)
Dec. 18, 2008	at Detroit	Ty Conklin	0-6	24
Oct. 17, 2008	at Anaheim	J.S. Giguere	0-4	38
Dec. 18, 2007	vs. Anaheim	J.S. Giguere	0-2	20
Feb. 16, 2007	at Columbus	Frederic Norrena	0-3	29
Feb. 14, 2007	at Nashville	Tomas Vokoun	0-5	22
Jan. 20, 2007	vs. St. Louis	Manny Legace	0-1	31
Dec. 30, 2006	at Phoenix	Curtis Joseph	0-8	40
Dec. 21, 2006	vs. Dallas	Marty Turco	0-3	20
Dec. 4, 2006	at Dallas	Marty Turco	0-1	25
Nov. 21, 2006	at Anaheim	J.S. Giguere	0-5	23
April 17, 2006	vs. Los Angeles	Jason Labarbera	0-4	31
March 23, 2006	at Detroit	Manny Legace	0-4	28
March 4, 2006	at Calgary	Mikha Kiprusoff	0-2	26
Feb. 4, 2006	vs. Anaheim	J.S. Giguere	0-2	35
Jan. 26, 2006	vs. Anaheim	Ilya Bryzgalov	0-2	24
March 7, 2004	at Dallas	Marty Turco	0-4	22
Jan. 13, 2004	vs. Dallas	Marty Turco	0-3	17
Oct. 28, 2003	at Carolina	Kevin Weekes	0-3	28
Oct. 21, 2003	vs. Anaheim	Martin Gerber	0-2	34
Oct. 16, 2003	vs. Philadelphia	Jeff Hackett	0-0 (OT)	27
March 20, 2003	at Colorado	Patrick Roy	0-2	29
March 9, 2003	at Dallas	Ron Tugnutt	0-3	23
Feb. 19, 2003	vs. NY Islanders	Garth Snow	0-3	29
Feb. 12, 2003	at Columbus	Marc Denis	0-1	38
March 23, 2002	at Los Angeles	Felix Potvin	0-3	17
March 13, 2002	vs. St. Louis	Brent Johnson	0-2	18
March 5, 2002	vs. Nashville	Mike Dunham	0-2	26
Dec. 21, 2001	at Detroit	Dominik Hasek	0-3	19
Nov. 21, 2001	vs. Minnesota	Manny Fernandez	0-2	22
Oct. 6, 2001	vs. Minnesota	Dwayne Roloson	0-0 (OT)	36
March 26, 2001	at Los Angeles	Felix Potvin	0-0 (OT)	15
March 17, 2001	at Los Angeles	Felix Potvin	0-1 (OT)	18
March 10, 2001	vs. Nashville	Tomas Vokoun	0-3	17
Feb. 21, 2001	at Anaheim	Jean-Sebastien Giguere	0-1	24
Feb. 8, 2001	at Vancouver	Bob Essensa	0-0 (OT)	31
Jan. 3, 2001	vs. Calgary	Fred Brathwaite	0-1	30
April 1, 2000	at Calgary	Fred Brathwaite	0-3	29
Feb. 1, 2000	vs. Phoenix	Bob Essensa	0-1 (OT)	34
Jan. 19, 2000	at Colorado	Patrick Roy	0-0 (OT)	15
Dec. 26, 1999	vs. Anaheim	Dominic Roussel	0-1	26
April 16, 1999	vs. Los Angeles	Stephane Fiset	0-2	33
March 6, 1999	vs. Chicago	Jocelyn Thibault	0-4	23
Feb. 6, 1999	at Los Angeles	Jamie Storr	0-2	27
Jan. 30, 1999	at Colorado	Patrick Roy	0-5	22
Jan. 26, 1999	vs. St. Louis	Rich Parent	0-3	20
Dec. 15, 1998	vs. N.Y. Islanders	Tommy Salo	0-1	13
Dec. 2, 1998	vs. Dallas	Ed Belfour	0-3	26
Nov. 25, 1998	at Carolina	Trevor Kidd	0-3	36
Oct. 18, 1998	vs. Boston	Rob Tallas	0-3	22





## SHUTOUTS

Active players on Sharks Roster in **bold**

Date	Opponent	Goaltender	Score	Saves
March 21, 1998	vs. Colorado	Patrick Roy	0-2	23
Jan. 29, 1998	vs. Chicago	Jeff Hackett	0-3	29
Jan. 3, 1998	at Boston	Byron Dafoe	0-3	23
Dec. 26, 1997	vs. Phoenix	Nikolai Khabibulin	0-4	30
Dec. 18, 1997	vs. Vancouver	Arturs Irbe	0-0 (OT)	38
Nov. 4, 1997	vs. Toronto	Glenn Healy	0-0 (OT)	16
		Marcel Cousineau		6
Nov. 1, 1997	at St. Louis	Grant Fuhr	0-2	24
Oct. 7, 1997	vs. Ottawa	Damien Rhodes	0-1	23
Dec. 13, 1996	vs. Pittsburgh	Pat Lalime	0-4	20
Nov. 23, 1996	vs. Anaheim	Guy Hebert	0-3	25
Oct. 8, 1996	at Colorado	Patrick Roy	0-6	24
April 12, 1996	vs. Calgary	Rick Tabaracci	0-6	25
Feb. 12, 1996	at Montreal	Jocelyn Thibault	0-3	21
April 17, 1995	at Anaheim	Guy Hebert	0-3	27
April 13, 1995	at Detroit	Mike Vernon	0-3	12
Feb. 24, 1995	vs. Calgary	Trevor Kidd	0-3	17
Feb. 7, 1995	at Detroit	Chris Osgood	0-6	16
March 12, 1994	at Calgary	Mike Vernon	0-2	16
Feb. 26, 1994	at Detroit	Chris Osgood	0-2	22
Nov. 11, 1993	at Dallas	Jon Casey	0-4	20
March 29, 1993	at New Jersey	Chris Terreri	0-5	24
March 16, 1993	vs. N.Y. Islanders	Glen Healy	0-6	26
Feb. 25, 1993	vs. Toronto	Daren Puppa	0-5	22
Feb. 22, 1993	vs. N.Y. Rangers	John Vanbiesbrouck	0-4	29
Feb. 12, 1993	at Edmonton	Bill Ranford	0-6	28
Nov. 19, 1992	vs. Toronto	Grant Fuhr	0-2	23
March 11, 1992	at Winnipeg	Stephane Beauregard	0-3	20
March 1, 1992	vs. Philadelphia	Ron Hextall	0-1	30
Feb. 2, 1992	at Winnipeg	Bob Essensa	0-6	40
Jan. 4, 1992	vs. Montreal	Patrick Roy	0-1 (OT)	25
Dec. 19, 1991	at St. Louis	Curtis Joseph	0-4	21
Dec. 5, 1991	vs. Pittsburgh	Tom Barrasso	0-8	39
Nov. 16, 1991	at Vancouver	Kirk McLean	0-1	20
Oct. 26, 1991	at New Jersey	Chris Terreri	0-9	26
Oct. 23, 1991	at Hartford	Kay Whitmore	0-3	33



Kay Whitmore (then with Hartford) recorded the first shutout against the Sharks on Oct. 23, 1991, 3-0, at the Hartford Civic Center.





## 20+ GOAL SEASONS

PLAYER	SEASON	TEAM DATE/OPP	PLAYER GAME NO.	TOTAL GAME NO.	GOALS
Jonathan Cheechoo	2005-06	Dec. 30 vs. Colorado	37	37	56
<b>Patrick Marleau</b>	<b>2009-10</b>	<b>Dec. 9 v. Los Angeles</b>	<b>32</b>	<b>32</b>	<b>44</b>
Owen Nolan	1999-00	Dec. 6 vs. Tampa Bay	32	32	44
<b>Dany Heatley</b>	<b>2009-10</b>	<b>Dec. 11 vs. Dallas</b>	<b>33</b>	<b>33</b>	<b>39</b>
<b>Patrick Marleau</b>	<b>2008-09</b>	<b>Jan. 9 at Edmonton</b>	<b>40</b>	<b>40</b>	<b>38</b>
Jonathan Cheechoo	2006-07	Feb. 7 at Anaheim	55	49	37
<b>Patrick Marleau</b>	<b>2005-06</b>	<b>Jan. 24 vs. Los Angeles</b>	<b>46</b>	<b>46</b>	<b>34</b>
<b>Patrick Marleau</b>	<b>2006-07</b>	<b>Jan. 11 at Los Angeles</b>	<b>44</b>	<b>44</b>	<b>32</b>
<b>Devin Setoguchi</b>	<b>2008-09</b>	<b>Jan. 13 vs. Tampa Bay</b>	<b>42</b>	<b>41</b>	<b>31</b>
Owen Nolan	1996-97	Jan. 30 at Calgary	49	46	31
Jeff Friesen	1997-98	Jan. 31 vs. Colorado	52	49	31
Sergei Makarov	1993-94	Feb. 28 at Winnipeg	64	64	30
Teemu Selanne	2001-02	Feb. 26 at Nashville	58	58	29
Owen Nolan	1995-96	Feb. 26 vs. Montreal	62*	55*	29*
<b>Joe Thornton</b>	<b>2007-08</b>	<b>March 18 at Los Angeles</b>	<b>73</b>	<b>73</b>	<b>29</b>
Teemu Selanne	2002-03	Dec. 30 vs. Philadelphia	37	37	28
<b>Patrick Marleau</b>	<b>2003-04</b>	<b>Jan. 28 vs. Calgary</b>	<b>51</b>	<b>49</b>	<b>28</b>
<b>Patrick Marleau</b>	<b>2002-03</b>	<b>Jan. 30 vs. Anaheim</b>	<b>51</b>	<b>51</b>	<b>28</b>
Jeff Friesen	1996-97	Feb. 28 at Hartford	62	62	28
Marco Sturm	2002-03	March 1 at Calgary	65	65	28
Jonathan Cheechoo	2003-04	March 11 vs. N.Y. Islanders	70	69	28
Ray Sheppard	1995-96	Jan. 13 at Pittsburgh	44@	34@	27@
Milan Michalek	2006-07	March 18 at Colorado	73	69	26
Jeff Friesen	1999-00	Feb. 9 at Florida	58	58	26
Scott Thornton	2001-02	March 10 at Vancouver	65	62	26
Sandis Ozolinsh	1993-94	March 6 vs. Anaheim	66	63	26
Kelly Kisio	1992-93	March 25 at Philadelphia	75	69	26
<b>Joe Pavelski</b>	<b>2009-10</b>	<b>March 11 vs. Nashville</b>	<b>66</b>	<b>52</b>	<b>25</b>
<b>Joe Thornton</b>	<b>2008-09</b>	<b>March 10 at Minnesota</b>	<b>65</b>	<b>65</b>	<b>25</b>
<b>Joe Pavelski</b>	<b>2008-09</b>	<b>March 5 vs. Minnesota</b>	<b>63</b>	<b>61</b>	<b>25</b>
<b>Patrick Marleau</b>	<b>2000-01</b>	<b>Jan. 24 vs. Edmonton</b>	<b>48</b>	<b>48</b>	<b>25</b>
Pat Falloon	1991-92	March 6 vs. Pittsburgh	66	65	25
Tony Granato	1996-97	March 19 at Calgary	70	64	25
Joe Murphy	1998-99	April 2 at Vancouver	75	69	25
Todd Elik	1993-94	March 25 at Winnipeg	75^	66^	25^
Milan Michalek	2007-08	Feb. 21 at Philadelphia	61	58	24
Owen Nolan	2000-01	March 1 at Ottawa	64	43	24
Milan Michalek	2008-09	March 19 vs. Nashville	70	65	23
Jonathan Cheechoo	2007-08	March 3 vs. Montreal	66	59	23
Rob Gaudreau	1992-93	March 7 vs. Edmonton	67	67	23
Owen Nolan	2001-02	April 4 vs. Phoenix	77	71	23
<b>Ryane Clowe</b>	<b>2008-09</b>	<b>Feb. 5 vs. Carolina</b>	<b>49</b>	<b>49</b>	<b>22</b>
<b>Joe Thornton</b>	<b>2006-07</b>	<b>March 18 at Colorado</b>	<b>73</b>	<b>73</b>	<b>22</b>
Owen Nolan	2002-03	Feb. 14 at Chicago	58!	55!	22!
Kevin Miller	1995-96	Feb. 25 at Anaheim	61	59	22
David Bruce	1991-92	March 4 vs. Los Angeles	65	65	22
Pat Falloon	1993-94	March 19 at Los Angeles	71	70	22
Jeff Friesen	1998-99	March 28 at Edmonton	72	68	22
Nils Ekman	2003-04	March 25 vs. Calgary	77	77	22
Johan Garpenlov	1992-93	April 1 vs. Winnipeg	78	73	22
Mike Ricci	2000-01	April 7 vs. Dallas	81	80	22
Nils Ekman	2005-06	Apr. 13 vs. Vancouver	80	75	21
Marco Sturm	2003-04	Feb. 26 at Vancouver	63	60	21





## 20+ GOAL SEASONS

PLAYER	SEASON	TEAM DATE/OPP	PLAYER GAME NO.	TOTAL GAME NO.	GOALS
Marco Sturm	2001-02	March 30 vs. Columbus	75	70	21
<b>Patrick Marleau</b>	<b>1998-99</b>	<b>April 2 at Vancouver</b>	<b>75</b>	<b>74</b>	<b>21</b>
<b>Patrick Marleau</b>	<b>2001-02</b>	<b>April 8 at Minnesota</b>	<b>79</b>	<b>76</b>	<b>21</b>
Vincent Damphousse	1999-00	April 5 vs. Dallas	80	80	21
Joe Thornton	2009-10	April 8 vs. Vancouver	81	78	20
<b>Devin Setoguchi</b>	<b>2009-10</b>	<b>April 10 vs. Phoenix</b>	<b>82</b>	<b>70</b>	<b>20</b>
<b>Joe Thornton</b>	<b>2005-06</b>	<b>April 15 vs. Anaheim</b>	<b>81#</b>	<b>57#</b>	<b>20#</b>
Mike Ricci	1999-00	March 24 vs. Phoenix	75	75	20
Vincent Damphousse	2001-02	April 6 vs. Detroit	78	78	20
Alyn McCauley	2003-04	March 31 at Los Angeles	80	80	20

\*Nolan was acquired on Oct. 26, 1995 from Colorado. Registered his 20th goal with San Jose in his 55th game with the Sharks.

@Sheppard was acquired on Oct. 24, 1995 from Detroit. Registered his 20th goal with San Jose in his 34th game with San Jose.

^Elik was claimed from Edmonton on Oct. 26, 1993. Registered his 20th goal with San Jose in his 66th game with San Jose.

! Nolan scored 22 goals in 61 games with San Jose. He was traded to Toronto on March 5, 2003.

# Thornton was acquired on Nov. 30, 2005 from Boston. Registered his 20th with San Jose in his 57th game with the Sharks.

## PENALTY SHOTS

Active players on Sharks Roster in **bold**

## SHARKS (33)

DATE	OPPONENT	PLAYER	GOALTENDER	RESULT	TIME	PERIOD	SCORE
March 4, 2010	vs. Montreal	Dan Boyle	Carey Price	Unsuccessful	13:31	2nd	3-2 W
Dec. 30, 2009	vs. Washington	Joe Thornton	Michael Neuvirth	Successful	8:08	3rd	5-2 W
Dec. 30, 2009	vs. Washington	Ryane Clowe	Michael Neuvirth	Successful	16:37	2nd	5-2 W
Dec. 17, 2009	vs. Anaheim	Torrey Mitchell	J.S. Giguere	Unsuccessful	13:40	1st	4-1 W
Oct. 8, 2009	vs. Columbus	Dany Heatley	Mathieu Garon	Successful	7:08	3rd	6-3 W
Dec. 29, 2008	at Dallas	Patrick Marleau	Marty Turco	Unsuccessful	16:17	3rd	3-1 W
March 14, 2008	vs. St. Louis	Patrick Marleau	Hannu Toivonen	Successful	13:25	1st	4-1 W
March 9, 2008	at Minnesota	Tomas Plihal	Niklas Backstrom	Successful	13:44	1st	3-2 WSO
Dec. 28, 2007	at St. Louis	Christian Ehrhoff	Manny Legace	Unsuccessful	11:11	3rd	1-0 W
Dec. 16, 2007	at Anaheim	Milan Michalek	J.S. Giguere	Unsuccessful	19:33	1st	2-1 WSO
Nov. 12, 2007	vs. Phoenix	<b>Joe Pavelski</b>	<b>Mikael Tellqvist</b>	<b>Unsuccessful</b>	<b>8:22</b>	<b>1st</b>	<b>5-0 W</b>
March 13, 2007	vs. Chicago	Bill Guerin	Patrick Lalime	Successful	19:47	3rd	7-1 W
Dec. 7, 2006	vs. Colorado	Mike Grier	Jose Theodore	Unsuccessful	14:48	2nd	2-5 L
Feb. 28, 2006	vs. Detroit	Nils Ekman	Manny Legace	Unsuccessful	7:06	3rd	5-1 W
Dec. 20, 2005	vs. Anaheim	Jonathan Cheechoo	J.S. Giguere	Successful	5:16	3rd	4-2 W
Oct. 26, 2005	at Dallas	Marcel Goc	Marty Turco	Unsuccessful	17:22	1st	5-4 W
Oct. 8, 2005	at St. Louis	<b>Patrick Marleau</b>	<b>Patrick Lalime</b>	<b>Successful</b>	<b>7:36</b>	<b>1st</b>	<b>7-6 W</b>
Feb. 23, 2004	vs. Columbus	Jonathan Cheechoo	Pascal Leclaire	Successful	:32	3rd	4-2 W
Dec. 6, 2003	vs. Dallas	Nils Ekman	Ron Tugnutt	Successful	11:59	2nd	2-1 W
Nov. 15, 2003	vs. Toronto	Marco Sturm	Mikael Tellqvist	Unsuccessful	10:00	1st	2-2 T
March 21, 2003	vs. Boston	<b>Patrick Marleau</b>	<b>Steve Shields</b>	<b>Unsuccessful</b>	<b>10:14</b>	<b>2nd</b>	<b>3-2 W</b>
Nov. 11, 2002	vs. NY Rangers	<b>Patrick Marleau</b>	<b>Dan Blackburn</b>	<b>Successful</b>	<b>10:02</b>	<b>3rd</b>	<b>4-5 L</b>
Nov. 24, 2001	at Los Angeles	Alexander Korolyuk	Jamie Storr	Unsuccessful	1:39	3rd	1-3 L
Jan. 24, 2001	vs. Edmonton	Jeff Friesen	Dominic Roussel	Unsuccessful	2:20	2nd	6-1 W
Jan. 11, 2000	vs. St. Louis	Alex Korolyuk	Roman Turek	Successful	13:12	3rd	2-5 L
Dec. 30, 1999	at St. Louis	Jeff Friesen	Roman Turek	Unsuccessful	7:50	2nd	1-2 L (OT)





## PENALTY SHOTS

DATE	OPPONENT	PLAYER	GOALTENDER	RESULT	TIME	PERIOD	SCORE
Oct. 24, 1999	at Los Angeles	Mike Ricci	Stephane Fiset	Unsuccessful	19:09	2nd	3-4 L
Dec. 26, 1998	vs. Vancouver	Owen Nolan	Garth Snow	Unsuccessful	6:37	2nd	2-0 W
March 28, 1996	vs. Colorado	Jamie Baker	Patrick Roy	Unsuccessful	13:27	1st	3-8 L
March 5, 1996	at Colorado	Ville Peltonen	Patrick Roy	Unsuccessful	14:41	2nd	5-3 W
Dec. 5, 1995	at Colorado	Kevin Miller	Stephane Fiset	Successful	19:47	3rd	2-12 L
Dec. 2, 1995	vs. Washington	Jeff Friesen	Jim Carey	Successful	7:33	1st	5-3 W
March 29, 1994	vs. Winnipeg	Sergei Makarov	Tim Cheveldae	Successful	18:34	2nd	9-4 W

## OPPONENTS (29)

DATE	OPPONENT	PLAYER	GOALTENDER	RESULT	TIME	PERIOD	SCORE
April 2, 2010	vs. Phoenix	James Sheppard	Evgeni Nabokov	Unsuccessful	10:53	2nd	3-2 W
Feb. 5, 2009	vs. Carolina	Matt Cullen	Evgeni Nabokov	Successful	4:55	2nd	3-4 LSO
Feb. 8, 2008	vs. Columbus	Rick Nash	Evgeni Nabokov	Unsuccessful	13:03	2nd	2-1 W
Dec. 22, 2007	vs. Anaheim	Todd Bertuzzi	Evgeni Nabokov	Unsuccessful	13:07	1st	2-5 L
Nov. 24, 2007	vs. Los Angeles	Ladislav Nagy	Evgeni Nabokov	Unsuccessful	11:58	2nd	1-2 L
Nov. 7, 2007	vs. Dallas	Sergei Zubov	Evgeni Nabokov	Unsuccessful	6:54	1st	1-3 L
Feb. 28, 2007	vs. Nashville	Martin Erat	Evgeni Nabokov	Unsuccessful	12:07	2nd	3-4 L (SO)
Feb. 2, 2006	vs. Minnesota	Marion Gaborik	Vesa Toskala	Successful	14:59	3rd	2-3 L (OT)
Nov. 30, 2005	at Dallas	Antti Miettinen	Evgeni Nabokov	Successful	5:10	1st	1-4 L
Oct. 29, 2005	vs. Calgary	Tony Amonte	Nolan Schaefer	Unsuccessful	9:28	1st	3-2 W
Dec. 2, 2003	at Calgary	Shean Donovan	Vesa Toskala	Successful	19:06	2nd	1-2 L
Oct. 18, 2003	vs. Ottawa	Marian Hossa	Evgeni Nabokov	Successful	9:22	3rd	1-4 L
April 3, 2003	at Edmonton	Mike Comrie	Vesa Toskala	Unsuccessful	9:04	2nd	3-3 T
March 24, 2003	vs. Tampa Bay	Martin St. Louis	Evgeni Nabokov	Unsuccessful	17:56	3rd	1-4 L
March 15, 2003	vs. Calgary	Jarome Iginla	Vesa Toskala	Unsuccessful	6:23	3rd	3-2 W
Feb. 17, 2003	at Los Angeles	Ziggy Palffy	Evgeni Nabokov	Unsuccessful	2:12	3rd	2-3 L
Jan. 8, 2002	vs. St. Louis	Sergei Varlamov	Evgeni Nabokov	Unsuccessful	5:11	2nd	2-6 L
Feb. 26, 2001	at St. Louis	Marty Reasoner	Evgeni Nabokov	Successful	6:39	1st	2-7 L
Nov. 9, 2000	at Columbus	Robert Kron	Steve Shields	Unsuccessful	5:34	1st	2-5 L
Nov. 1, 2000	vs. Pittsburgh	Martin Straka	Evgeni Nabokov	Unsuccessful	:40	1st	3-2 W
Dec. 30, 1999	at St. Louis	Pierre Turgeon	Steve Shields	Unsuccessful	19:39	3rd	1-2 L
Jan. 26, 1999	vs. St. Louis	Terry Yake	Steve Shields	Unsuccessful	18:27	2nd	0-3 L
Nov. 12, 1997	vs. Vancouver	Pavel Bure	Mike Vernon	Successful	6:27	1st	2-5 L
March 18, 1996	at Boston	Rick Tocchet	Geoff Sarjeant	Unsuccessful	9:47	1st	3-3 T
Nov. 22, 1995	at Detroit	Igor Larionov	Arturs Irbe	Successful	13:30	3rd	2-5 L
March 15, 1995	vs. Toronto	Mats Sundin	Arturs Irbe	Successful	6:47	1st	1-2 L
March 18, 1996	at Boston	Rick Tocchet	Geoff Sarjeant	Unsuccessful	9:47	1st	3-3 T
Nov. 22, 1995	at Detroit	Igor Larionov	Arturs Irbe	Successful	13:30	3rd	2-5 L
March 15, 1995	vs. Toronto	Mats Sundin	Arturs Irbe	Successful	6:47	1st	1-2 L





## EXTRA ATTACKER GOALS

Active players on Sharks Roster in **bold**

## SHARKS (61)

Date	Opponent	Goal Scorer	Time	Period	Final Score
March 19, 2010	at Calgary	Dan Boyle	18:09	3rd	3-4 L
Nov. 27, 2009	at Edmonton	Ryane Clowe	8:28	3rd	5-4 W SO
Nov. 17, 2009	at Nashville	Patrick Marleau	19:08	3rd	3-4 L
Nov. 17, 2009	at Nashville	Scott Nichol (SH)	14:23	1st	3-4 L
Jan. 20, 2009	vs. Vancouver	Devin Setoguchi	19:20	3rd	2-1 W
Jan. 17, 2009	vs. Detroit	Joe Pavelski	7:22	1st	6-5 W
Dec. 31, 2008	at Minnesota	Milan Michalek	19:34	3rd	2-3 L OT
Dec. 4, 2008	vs. Columbus	Joe Thornton	7:41	3rd	3-2 W
Dec. 2, 2008	vs. Toronto	Joe Thornton	6:35	1st	5-2 W
March 28, 2008	at Anaheim	Jeremy Roenick	11:10	2nd	3-1 W
Jan. 30, 2008	at Calgary	Jonathan Cheechoo	18:59	3rd	4-5 L
Oct. 13, 2007	vs. Boston	Milan Michalek	19:22	3rd	1-2 L
Oct. 4, 2007	at Edmonton	Joe Thornton	19:49	3rd	2-3 L SO
April 7, 2007	vs. Vancouver	Jonathan Cheechoo	:34	3rd	3-4 L OT
Jan. 6, 2007	vs. Columbus	Ryane Clowe	5:24	3rd	5-2 W
Dec. 26, 2006	vs. Anaheim	Patrick Marleau	18:52	1st	3-4 L
Dec. 26, 2006	vs. Anaheim	Christian Ehrhoff	11:25	1st	3-4 L
Jan. 21, 2006	at Los Angeles	Joe Thornton	19:31	3rd	4-3 W OT
Oct. 29, 2005	vs. Calgary	Brad Stuart	19:37	3rd	3-2 W SO
Oct. 26, 2005	at Dallas	Marco Sturm	19:40	3rd	5-4 W OT
April 4, 2004	vs. Los Angeles	Brad Stuart	19:40	3rd	4-3 W OT
March 16, 2004	at Dallas	Jonathan Cheechoo	19:26	3rd	3-3 T
April 3, 2003	at Edmonton	Teemu Selanne	19:19	3rd	3-3 T
March 29, 2003	vs. Dallas	Marco Sturm	17:07	2nd	3-4 L
Nov. 11, 2002	vs. NY Rangers	Mike Ricci	4:35	3rd	4-5 L
Oct. 19, 2002	vs. Colorado	Mike Ricci	11:53	1st	1-3 L
Oct. 22, 2001	at NY Rangers	Brad Stuart	9:30	1st	5-1 W
Oct. 20, 2001	at NY Islanders	Vincent Damphousse	19:54	3rd	2-2 T
Oct. 11, 2001	vs. Tampa Bay	Owen Nolan	17:51	2nd	4-3 W
April 7, 2001	vs. Dallas	Mike Ricci	19:56	3rd	4-5 L OT
March 22, 2001	vs. Ottawa	Patrick Marleau	19:46	3rd	1-2 L
Jan. 11, 2001	vs. St. Louis	Stephane Matteau	6:09	1st	6-3 W
Jan. 1, 2001	at Phoenix	Tony Granato	6:01	3rd	3-2 W
Nov. 8, 2000	at Chicago	Marco Sturm	19:50	3rd	3-2 W OT
March 15, 2000	vs. Buffalo	Vincent Damphousse	19:32	3rd	6-5 W OT
March 13, 2000	vs. Calgary	Vincent Damphousse	3:35	2nd	5-3 W
Dec. 6, 1999	vs. Tampa Bay	Vincent Damphousse	15:45	2nd	3-3 T
March 31, 1999	vs. Colorado	Mike Ricci	15:41	2nd	2-3 L
Jan. 16, 1999	vs. Calgary	Patrick Marleau	19:59	3rd	3-3 T
Jan. 24, 1998	vs. Florida	John MacLean	19:44	3rd	1-1 T
April 2, 1997	vs. Anaheim	Marty McSorley	19:38	3rd	5-5 T
Nov. 15, 1997	v. Phoenix	Marco Sturm	18:55	3rd	2-3 L
Oct. 22, 1996	at Toronto	Andrei Nazarov	19:29	3rd	3-4 L
Oct. 5, 1996	vs. N.Y. Islanders	Bernie Nicholls	19:44	3rd	2-2 T
Feb. 17, 1996	at N.Y. Islanders	Shean Donovan	19:22	3rd	2-4 L
Dec. 22, 1995	vs. Los Angeles	Viktor Kozlov	10:42	1st	4-3 W
Dec. 17, 1995	at Dallas	Kevin Miller	14:41	2nd	2-4 L
Dec. 2, 1995	vs. Washington	Owen Nolan	14:13	1st	5-3 W
Nov. 2, 1995	vs. New Jersey	Kevin Miller	19:51	3rd	3-3 T
Oct. 30, 1995	at Vancouver	Kevin Miller	19:45	3rd	3-4 L
Oct. 22, 1995	at Edmonton	Ulf Dahlen	19:48	3rd	1-1 T
Oct. 14, 1995	vs. Vancouver	Igor Larionov	19:37	3rd	6-7 L
April 19, 1995	at Dallas	Sergei Makarov	19:11	3rd	5-5 T
April 2, 1995	at Anaheim	Jeff Friesen	19:59	3rd	4-5 L
Feb. 15, 1995	vs. Vancouver	Ray Whitney	9:40	1st	3-1 W
Feb. 19, 1994	vs. Los Angeles	Jayson More	11:36	2nd	4-3 W
April 4, 1993	vs. Calgary	Jeff Odgers	19:30	3rd	3-4 L





## EXTRA ATTACKER GOALS

## SHARKS (61)

DATE	OPPONENT	GOAL SCORER	TIME	PERIOD	FINAL SCORE
Feb. 1, 1993	vs. Tampa Bay	Johan Garpenlov	19:13	3rd	4-5 L
Jan. 10, 1993	at Ottawa	Jeff Odgers	18:02	3rd	2-3 L
Nov. 29, 1992	at Calgary	Kelly Kisio	19:10	3rd	4-3 W (OT)
Feb. 28, 1992	vs. Montreal	Pat Falloon	19:59	3rd	3-3 T

## OPPONENTS (51)

DATE	OPPONENT	GOAL SCORER	TIME	PERIOD	FINAL SCORE
Dec. 22, 2009	at Chicago	Marian Hossa	18:09	3rd	3-2 W
Dec. 3, 2009	vs. St. Louis	Carlo Colaiacovo	19:53	3rd	2-3 L (SO)
March 7, 2009	at Vancouver	Alexander Edler	3:15	1st	1-3 L
Feb. 13, 2009	at Buffalo	Jason Pominville	19:56	3rd	5-6 L (SO)
Jan. 31, 2009	vs. Chicago	Jonathan Toews	:48	1st	2-4 L
Jan. 3, 2009	vs. NY Islanders	Thomas Pock	18:57	3rd	5-3 W
Dec. 6, 2008	vs. Edmonton	Dustin Penner	17:49	2nd	2-3 L
Oct. 22, 2008	at Philadelphia	Daniel Briere	18:55	3rd	7-6 W (SO)
April 6, 2008	at Dallas	Mattias Norstrom	19:47	2nd	2-4 L
March 19, 2008	vs. Minnesota	Marian Gaborik	19:31	3rd	4-3 W (SO)
March 9, 2008	at Minnesota	Brian Rolston	19:31	3rd	3-2 W (SO)
Feb. 12, 2008	vs. Calgary	Dion Phaneuf	19:10	3rd	3-4 L (OT)
Jan. 13, 2008	at Anaheim	Doug Weight	19:32	3rd	3-4 L (OT)
Dec. 26, 2007	at Los Angeles	Lubomir Visnovsky	19:32	3rd	3-2 W
Jan. 30, 2007	vs. Dallas	Phillipe Boucher	19:57	3rd	2-3 L (SO)
Nov. 13, 2006	at Los Angeles	Alexander Frolov	19:19	1st	2-4 L
Oct. 12, 2006	at Edmonton	Patrick Thoresen	3:20	1st	4-6 L
Oct. 5, 2006	vs. St. Louis	Bill Guerin	19:54	3rd	5-4 W (OT)
March 26, 2006	at Chicago	Kyle Calder	18:48	3rd	5-4 W
March 11, 2006	vs. Nashville	Paul Kariya	19:49	3rd	3-2 W
Feb. 12, 2006	at Phoenix	Steven Reinprecht	16:18	3rd	5-4 W
Feb. 1, 2006	at Anaheim	Dustin Penner	19:37	3rd	4-6 W
Jan. 8, 2004	vs. Columbus	Mark Hartigan	14:11	2nd	3-2 L (OT)
Dec. 17, 2003	at Detroit	Pavel Datsyuk	19:41	3rd	2-3 L (OT)
Nov. 6, 2003	at Boston	Sergei Samsonov	19:46	3rd	5-5 T
Jan. 22, 2003	vs. New Jersey	Joe Nieuwendyk	19:47	3rd	4-5 L (OT)
Nov. 25, 2002	at St. Louis	Scott Mellanby	16:01	3rd	4-1 W
March 16, 2002	vs. Chicago	Steve Sullivan	19:22	3rd	2-2 T
Dec. 23, 2001	at Nashville	Petr Tenkrat	19:25	3rd	1-1 T
Oct. 11, 2001	vs. Tampa Bay	Fredrik Modin	18:56	3rd	4-3 W
Jan. 1, 2001	at Phoenix	Keith Tkachuk	18:17	3rd	3-2 W
Dec. 28, 2000	vs. Edmonton	Daniel Cleary	18:58	3rd	2-2 T
Dec. 12, 2000	vs. N.Y. Rangers	Mark Messier	19:27	3rd	3-2 W
Oct. 11, 1999	at Anaheim	Fredrik Olausson	19:02	1st	3-5 L
April 12, 1999	vs. Edmonton	Todd Marchant	19:42	3rd	4-5 L (OT)
March 26, 1999	at Ottawa	Wade Redden	19:14	3rd	1-1 T
April 11, 1998	vs. Vancouver	Bret Hedican	3:44	3rd	1-1 T
Jan. 6, 1998	vs. St. Louis	Jim Campbell	14:26	2nd	5-1 L
Dec. 10, 1997	vs. Washington	Peter Bondra	19:31	3rd	3-3 T
March 17, 1996	at Philadelphia	Dale Hawerchuk	11:56	3rd	2-8 L
March 5, 1996	at Colorado	Joe Sakic	19:18	3rd	5-3 W
Nov. 8, 1995	at Buffalo	Donald Audette	15:25	2nd	2-7 L
Oct. 14, 1995	vs. Vancouver	Alex Mogilny	16:56	3rd	6-7 L
March 28, 1995	vs. Winnipeg	Igor Korolev	19:13	3rd	6-5 W (OT)
March 23, 1995	vs. Anaheim	Steve Rucchin	12:47	2nd	3-6 L
April 5, 1994	at Los Angeles	Luc Robitaille	18:43	3rd	2-1 W
March 20, 1994	vs. Los Angeles	Wayne Gretzky	19:11	3rd	6-6 T
Feb. 17, 1994	vs. Quebec	Mike Ricci	17:02	1st	2-8 L
Dec. 3, 1993	vs. Winnipeg	Keith Tkachuk	19:16	3rd	3-3 T
Nov. 9, 1993	vs. Toronto	Dave Ellett	19:37	3rd	2-2 T
Oct. 28, 1993	vs. Anaheim	Bob Corkum	19:16	3rd	4-3 W





## ALL-TIME OVERTIME RECORDS (1991-92 TO 1998-99)

Team	HOME					ROAD					OVERALL				
	GP	W	L	T	PTS	GP	W	L	T	PTS	GP	W	L	T	PTS
ANA	2	0	0	2	2	2	1	0	1	3	4	1	0	3	5
ATL	0	0	0	0	0	0	0	0	0	0	0	0	0	0	0
BOS	2	0	0	2	2	2	0	0	2	2	4	0	0	4	4
BUF	3	0	0	3	3	0	0	0	0	0	3	0	0	3	3
CAR	0	0	0	0	0	0	0	0	0	0	0	0	0	0	0
CBJ	0	0	0	0	0	0	0	0	0	0	0	0	0	0	0
CGY	3	0	1	2	2	5	2	1	2	6	8	2	2	4	8
CHI	0	0	0	0	0	2	0	0	2	2	2	0	0	2	2
COL	3	1	2	0	2	1	0	0	1	1	4	1	2	1	3
DAL	0	0	0	0	0	2	0	0	2	2	2	0	0	2	2
DET	2	0	0	2	2	0	0	0	0	0	2	0	0	2	2
EDM	3	0	1	2	2	3	0	0	3	3	6	0	1	5	5
FLA	2	0	0	2	2	4	0	0	4	4	6	0	0	6	6
LA	6	1	2	3	5	2	1	0	1	3	8	2	2	4	8
MIN	0	0	0	0	0	0	0	0	0	0	0	0	0	0	0
MTL	4	1	1	2	4	2	0	0	2	2	6	1	1	4	6
NJ	1	0	0	1	1	1	0	0	1	1	2	0	0	2	2
NSH	0	0	0	0	0	0	0	0	0	0	0	0	0	0	0
NYI	1	0	0	1	1	2	1	0	1	3	3	1	0	2	4
NYR	1	0	0	1	1	4	1	2	1	3	5	1	2	2	4
OTT	1	1	0	0	2	4	0	0	4	4	5	1	0	4	6
PHI	2	0	1	1	1	2	1	0	1	3	4	1	1	2	4
PHX	5	2	1	2	6	4	0	1	3	3	9	2	2	5	9
PIT	1	0	0	1	1	1	0	0	1	1	2	0	0	2	2
STL	1	0	0	1	1	0	0	0	0	0	1	0	0	1	1
TB	1	0	1	0	0	0	0	0	0	0	1	0	1	0	0
TOR	2	0	0	2	2	1	0	0	1	1	3	0	0	3	3
VAN	5	0	0	5	5	2	0	1	1	1	7	0	1	6	6
WAS	1	0	0	1	1	0	0	0	0	0	1	0	0	1	1
<b>TOTAL</b>	<b>52</b>	<b>6</b>	<b>10</b>	<b>36</b>	<b>48</b>	<b>46</b>	<b>7</b>	<b>5</b>	<b>34</b>	<b>48</b>	<b>98</b>	<b>13</b>	<b>15</b>	<b>70</b>	<b>96</b>

Teams received two points for an overtime win, one point for an overtime tie and zero points for an overtime loss.

## ALL-TIME OVERTIME RECORDS (1999-00 TO 2003-04)

Team	HOME					ROAD					OVERALL				
	GP	W	L	T	PTS	GP	W	L	T	PTS	GP	W	L	T	PTS
ANA	2	1	1	0	3	2	0	1	1	2	4	1	2	1	5
ATL	1	0	0	1	1	2	0	1	1	2	3	0	1	2	3
BOS	0	0	0	0	0	1	0	0	1	1	1	0	0	1	1
BUF	1	0	0	1	1	0	0	0	0	0	1	0	0	1	1
CAR	0	0	0	0	0	0	0	0	0	0	0	0	0	0	0
CBJ	2	1	1	0	3	1	1	0	0	2	3	2	1	0	5
CGY	2	0	0	2	2	3	0	1	2	3	5	0	1	4	5
CHI	5	1	1	3	6	3	1	2	0	4	8	2	3	3	10
COL	1	0	0	1	1	4	1	0	3	5	5	1	0	4	6
DAL	4	1	2	1	5	2	0	0	2	2	6	1	2	3	7
DET	2	0	1	1	2	2	0	1	1	2	4	0	2	2	4
EDM	5	2	0	3	7	4	0	0	4	4	9	2	0	7	11
FLA	0	0	0	0	0	1	0	0	1	1	1	0	0	1	1
LA	3	3	0	0	6	5	0	2	3	5	8	3	2	3	11
MIN	1	0	0	1	1	2	0	1	1	2	3	0	1	2	3
MTL	2	1	1	0	3	0	0	0	0	0	2	1	1	0	3
NJ	2	1	1	0	3	1	0	1	0	1	3	1	2	0	4
NSH	1	0	0	1	1	2	0	1	1	2	3	0	1	2	3
NYI	1	0	1	0	1	1	0	0	1	1	2	0	1	1	2
NYR	1	0	0	1	1	1	0	1	0	1	2	0	1	1	2
OTT	0	0	0	0	0	0	0	0	0	0	0	0	0	0	0
PHI	1	0	0	1	1	1	0	0	1	1	2	0	0	2	2
PHX	3	0	1	2	3	3	2	1	0	5	6	2	2	2	8
PIT	1	0	0	1	1	0	0	0	0	0	1	0	0	1	1
STL	1	0	1	0	1	3	1	1	1	4	4	1	2	1	5
TB	1	0	0	1	1	2	0	1	1	2	3	0	1	2	3
TOR	1	0	0	1	1	1	0	0	1	1	2	0	0	2	2
VAN	0	0	0	0	0	4	0	1	3	4	4	0	1	3	4
WAS	0	0	0	0	0	0	0	0	0	0	0	0	0	0	0
<b>TOTAL</b>	<b>44</b>	<b>11</b>	<b>11</b>	<b>22</b>	<b>55</b>	<b>51</b>	<b>6</b>	<b>16</b>	<b>29</b>	<b>57</b>	<b>95</b>	<b>17</b>	<b>27</b>	<b>51</b>	<b>112</b>

Teams received two points for an overtime win and one point for either an overtime loss or tie.





## ALL-TIME OVERTIME RECORDS (2005-06 TO PRESENT)

Team	HOME						ROAD						OVERALL					
	GP	W	L	SOW	SOL	PTS	GP	W	L	SOW	SOL	PTS	GP	W	L	SOW	SOL	PTS
ANA	1	0	0	0	1	1	6	1	2	2	1	9	7	1	2	2	2	10
ATL	0	0	0	0	0	0	0	0	0	0	0	0	0	0	0	0	0	0
BOS	1	0	0	0	1	1	0	0	0	0	0	0	1	0	0	0	1	1
BUF	0	0	0	0	0	0	1	0	0	0	1	1	1	0	0	0	1	1
CAR	1	0	0	0	1	1	0	0	0	0	0	0	1	0	0	0	1	1
CBJ	1	1	0	0	0	2	3	0	2	1	0	4	4	1	2	1	0	6
CGY	3	0	2	1	0	4	0	0	0	0	0	0	3	0	2	1	0	4
CHI	3	1	1	1	0	5	3	1	1	0	1	4	6	2	2	1	1	9
COL	1	0	0	1	0	2	2	0	2	0	0	2	3	0	2	1	0	4
DAL	6	1	0	0	5	7	4	2	1	1	0	7	10	3	1	1	5	14
DET	0	0	0	0	0	0	3	0	1	1	1	4	3	0	1	1	1	4
EDM	3	0	1	0	2	3	3	0	0	1	2	4	6	0	1	1	4	7
FLA	1	0	1	0	0	1	0	0	0	0	0	0	1	0	1	0	0	1
LA	4	0	1	2	1	6	3	1	0	1	1	5	7	1	1	3	2	11
MIN	3	0	1	1	1	4	3	1	1	1	0	5	6	1	2	2	1	9
MTL	0	0	0	0	0	0	0	0	0	0	0	0	0	0	0	0	0	0
NJ	0	0	0	0	0	0	0	0	0	0	0	0	0	0	0	0	0	0
NSH	5	2	1	1	1	8	0	0	0	0	0	0	5	2	1	1	1	8
NYI	0	0	0	0	0	0	0	0	0	0	0	0	0	0	0	0	0	0
NYR	0	0	0	0	0	0	0	0	0	0	0	0	0	0	0	0	0	0
OTT	1	1	0	0	0	2	0	0	0	0	0	0	1	1	0	0	0	2
PHI	1	1	0	0	0	2	1	0	0	1	0	2	2	1	0	1	0	4
PHX	6	0	1	2	3	8	2	1	0	1	0	4	8	1	1	3	3	12
PIT	0	0	0	0	0	0	2	0	0	1	1	3	2	0	0	1	1	3
STL	6	3	0	1	2	10	1	0	0	0	1	1	7	3	0	1	3	11
TB	0	0	0	0	0	0	0	0	0	0	0	0	0	0	0	0	0	0
TOR	0	0	0	0	0	0	0	0	0	0	0	0	0	0	0	0	0	0
VAN	3	1	2	0	0	4	1	1	0	0	0	2	4	2	2	0	0	6
WAS	0	0	0	0	0	0	1	0	0	1	0	2	1	0	0	1	0	2
TOTAL	50	11	11	10	18	71	39	8	10	12	9	59	89	19	21	22	27	130

Teams received two points for either an overtime or shootout win and one point for either an overtime or shootout loss

## OVERTIME VICTORIES (48)

DATE	OPPONENT	GWG	GOALTENDER	TIME	SCORE
Jan. 6, 2010	vs. St. Louis	Dany Heatley	Chris Mason	4:06	2-1
March 10, 2009	at Minnesota	Christian Ehrhoff	Niklas Backstrom	3:34	5-4
Jan. 20, 2009	vs. Vancouver	Patrick Marleau	Roberto Luongo	3:08	2-1
Nov. 26, 2008	vs. Chicago	Joe Thornton	Cristobal Huet	:35	3-2
Oct. 18, 2008	vs. Philadelphia	Dan Boyle	Antero Niittymaki	1:25	5-4
March 27, 2008	vs. Dallas	Joe Thornton	Marty Turco	2:58	3-2
March 5, 2008	vs. Ottawa	Patrick Marleau	Martin Gerber	3:05	3-2
Feb. 8, 2008	vs. Columbus	Joe Thornton	Frederik Norrena	1:49	2-1
Oct. 5, 2006	vs. St. Louis	Curtis Brown	Manny Legace	2:12	5-4
April 12, 2006	at Vancouver	Christian Ehrhoff	Alex Auld	:34	5-4
April 3, 2006	at Dallas	Joe Thornton	Marty Turco	4:39	3-2
March 26, 2006	at Chicago	Tom Preissing	Nikolai Khabibulin	1:24	5-4
March 11, 2006	vs. Nashville	Christian Ehrhoff	Tomas Vokoun	2:56	3-2
Feb. 12, 2006	at Phoenix	Tom Preissing	Curtis Joseph	1:54	5-4
Jan. 21, 2006	at Los Angeles	Patrick Marleau	Matthieu Garon	4:51	4-3
Nov. 4, 2005	at Anaheim	Marcel Goc	J.S. Giguere	:51	1-0
Nov. 2, 2005	vs. Nashville	Alyn McCauley	Chris Mason	1:44	3-2
Oct. 26, 2005	at Dallas	Patrick Marleau	Marty Turco	3:20	5-4
April 4, 2004	vs. Los Angeles	Vincent Damphousse	Roman Cechmanek	3:10	4-3
March 28, 2004	vs. Dallas	Wayne Primeau	Ron Tugnutt	2:56	2-1
Feb. 14, 2004	at Columbus	Marco Sturm	Marc Denis	4:43	2-1
March 6, 2003	vs. Montreal	Marco Sturm	Jose Theodore	3:58	4-3
Dec. 3, 2002	at Phoenix	Teemu Selanne	Brian Boucher	4:16	3-2
Jan. 15, 2002	at Colorado	Teemu Selanne	Patrick Roy	4:57	1-0
Dec. 11, 2001	vs. Edmonton	Brad Stuart	Tommy Salo	4:08	5-4





## OVERTIME VICTORIES (48)

DATE	OPPONENT	GWG	GOALTENDER	TIME	SCORE
March 27, 2001	vs. Los Angeles	Mike Ricci	Felix Potvin	1:53	3-2
Feb. 20, 2001	vs. Columbus	Marco Sturm	Ron Tugnutt	4:18	3-2
Feb. 10, 2001	vs. Chicago	Bryan Marchment	Jocelyn Thibault	2:07	3-2
Jan. 27, 2001	at St. Louis	Brad Stuart	Roman Turek	1:51	4-3
Dec. 16, 2000	at Phoenix	Gary Suter	Sean Burke	1:53	2-1
Nov. 30, 2000	vs. Anaheim	Scott Hannan	Dominic Roussel	4:50	3-2
Nov. 8, 2000	at Chicago	Marco Sturm	Jocelyn Thibault	4:44	3-2
March 15, 2000	vs. Buffalo	Jeff Friesen	Domink Hasek	2:56	6-5
Jan. 15, 2000	vs. Los Angeles	Jeff Friesen	Jamie Storr	1:05	3-2
Nov. 28, 1999	vs. New Jersey	Patrick Marleau	Martin Brodeur	4:54	4-3
\$Oct. 7, 1999	vs. Edmonton	Mike Ricci	Bill Ranford	3:44	3-2
Jan. 2, 1999	at N.Y. Islanders	Marco Sturm	Marcel Cousineau	1:47	4-3
April 4, 1997	vs. Colorado	Steve Guolla	Craig Billington	:35	7-6
Nov. 2, 1996	vs. Montreal	Darren Turcotte	Jose Theodore	3:07	4-3
Oct. 6, 1996	at Los Angeles	Viktor Kozlov	Stephane Fiset	4:55	7-6
March 22, 1996	at Calgary	Owen Nolan	Rick Tabaracci	1:09	2-1
March 28, 1995	vs. Winnipeg	Jeff Friesen	N. Khabibulin	4:27	6-5
Feb. 3, 1994	at Philadelphia	Sergei Makarov	Dominic Roussel	3:13	3-2
Oct. 31, 1993	at Anaheim	Tom Pederson	Guy Hebert	1:47	2-1
March 2, 1993	vs. Ottawa	Johan Garpenlov	Peter Sidorkiewicz	4:24	3-2
Nov. 25, 1992	at Calgary	Tom Pederson	Jeff Reese	3:53	4-3
Oct. 8, 1992	vs. Winnipeg	Kelly Kisio	Bob Essensa	4:00	4-3
Dec. 3, 1991	vs. Los Angeles	Brian Mullen	Kelly Hrudey	:22	3-2

\$=Games listed on or after Oct. 7, 1999 are played with the four-on-four overtime format. The winning team receives two points while the losing team receives one point in the NHL standings.

## SHOOTOUT VICTORIES (22)

DATE	OPPONENT	GWG	SJ	OPP	SCORE	GOALTENDERS
April 10, 2010	vs. Phoenix	Logan Couture	3/5	2/5	3-2	Evgeni Nabokov/Ilya Bryzgalov
Feb. 11, 2010	at Detroit	Patrick Marleau	1/3	0/3	3-2	Evgeni Nabokov/Jimmy Howard
Dec. 31, 2009	at Phoenix	Ryane Clowe	1/6	0/6	3-2	Thomas Greiss/Ilya Bryzgalov
Dec. 28, 2009	vs. Phoenix	Joe Pavelski	1/2	0/3	3-2	Evgeni Nabokov/Ilya Bryzgalov
Nov. 27, 2009	at Edmonton	Joe Pavelski	1/2	0/3	5-4	Evgeni Nabokov/Jeff Deslauriers
Nov. 4, 2009	at Columbus	Dan Boyle	1/2	0/3	3-2	Evgeni Nabokov/Steve Mason
Oct. 28, 2009	vs. Los Angeles	Ryane Clowe	2/6	1/6	2-1	Evgeni Nabokov/Jonathan Quick
April 7, 2009	vs. Colorado	Joe Pavelski	1/3	0/3	1-0	Evgeni Nabokov/Peter Budaj
March 19, 2009	vs. Nashville	Jonathan Cheechoo	2/3	1/3	3-2	Evgeni Nabokov/Pekka Rinne
March 14, 2009	vs. Los Angeles	Jonathan Cheechoo	2/7	1/7	2-1	Evgeni Nabokov/Erik Ersberg
Dec. 15, 2008	at Los Angeles	Ryane Clowe	2/2	1/3	3-2	Brian Boucher/Jason LaBarbera
Nov. 6, 2008	vs. St. Louis	Ryane Clowe	2/4	1/4	5-4	Evgeni Nabokov/Ben Bishop
Oct. 22, 2008	at Philadelphia	Joe Pavelski	2/2	0/2	7-6	Evgeni Nabokov/Martin Biron
April 4, 2007	at Anaheim	Ryane Clowe	2/2	1/3	3-2	Evgeni Nabokov/Ilya Bryzgalov
Feb. 21, 2007	at Washington	Jonathan Cheechoo	2/3	1/3	3-2	Evgeni Nabokov/Brent Johnson
March 19, 2008	vs. Minnesota	Jeremy Roenick	2/3	1/3	4-3	Evgeni Nabokov/Niklas Backstrom
March 9, 2008	at Minnesota	Patrick Marleau	2/3	1/3	3-2	Evgeni Nabokov/Niklas Backstrom
Feb. 24, 2008	at Pittsburgh	Jeremy Roenick	3/3	2/3	2-1	Evgeni Nabokov/Ty Conklin
Feb. 2, 2008	vs. Chicago	Jeremy Roenick	2/5	1/5	3-2	Evgeni Nabokov/Nikolai Khabibulin
Dec. 16, 2007	at Anaheim	Joe Thornton	3/6	2/6	2-1	Evgeni Nabokov/J.S. Giguere
Nov. 14, 2007	at Dallas	Devin Setoguchi	2/2	0/2	4-3	Evgeni Nabokov/Marty Turco
Oct. 29, 2005	vs. Calgary	Nils Ekman	2/4	1/4	3-2	Nolan Schaefer/Mikhail Kiprusoff





## LOSSES (15)/OVERTIME LOSSES (49)

DATE	OPPONENT	GWG	GOALTENDER	TIME	SCORE
April 4, 2010	at Colorado	John-Michael Liles	Evgeni Nabokov	2:59	4-5
March 13, 2010	vs. Florida	Bryan Allen	Thomas Greiss	2:46	2-3
Jan. 28, 2010	vs. Chicago	Troy Brouwer	Evgeni Nabokov	1:37	3-4
Dec. 9, 2009	vs. Los Angeles	Dustin Brown	Evgeni Nabokov	1:16	4-5
Nov. 15, 2009	at Chicago	Brent Seabrook	Evgeni Nabokov	:41	3-4
March 5, 2009	vs. Minnesota	Mikko Koivu	Brian Boucher	4:46	3-4
Feb. 7, 2009	at Columbus	Christian Backman	Evgeni Nabokov	1:33	2-3
Dec. 31, 2008	at Minnesota	Brent Burns	Evgeni Nabokov	1:38	2-3
Dec. 17, 2008	at Columbus	R.J. Umberger	Evgeni Nabokov	2:55	1-2
Dec. 6, 2008	vs. Edmonton	Kyle Brodziak	Evgeni Nabokov	2:40	2-3
Nov. 11, 2008	vs. Nashville	Ville Koistinen	Brian Boucher	2:28	3-4
March 25, 2008	at Phoenix	Martin Hanzal	Brian Boucher	3:23	4-5
Feb. 12, 2008	vs. Calgary	Jarome Iginla	Evgeni Nabokov	4:35	3-4
Jan. 13, 2008	at Anaheim	Francois Beauchemin	Thomas Greiss	:33	3-4
Jan. 3, 2008	vs. Calgary	Jarome Iginla	Evgeni Nabokov	3:26	2-3
April 7, 2007	vs. Vancouver	Mattias Ohlund	Evgeni Nabokov	:34	3-4
March 18, 2007	at Colorado	Milan Hejduk	Evgeni Nabokov	:19	3-4
March 9, 2007	vs. Vancouver	Henrik Sedin	Evgeni Nabokov	3:30	1-2
April 1, 2006	vs. Phoenix	Steve Reinprecht	Vesa Toskala	3:55	3-4
March 7, 2006	at Anaheim	Sandis Ozolinsh	Evgeni Nabokov	:58	4-5
Jan. 30, 2006	at Dallas	Jason Arnott	Evgeni Nabokov	4:24	2-3
Oct. 17, 2005	at Detroit	Jiri Fischer	Evgeni Nabokov	4:09	2-3
Feb. 26, 2004	at Vancouver	Brent Sopel	Vesa Toskala	2:14	2-3
Jan. 31, 2004	at Nashville	Marek Zidlicky	Evgeni Nabokov	4:44	2-3
Jan. 8, 2004	vs. Columbus	Rick Nash	Evgeni Nabokov	4:57	2-3
Dec. 17, 2003	at Detroit	Brenden Shanahan	Evgeni Nabokov	3:51	2-3
Nov. 13, 2003	vs. St. Louis	Peter Cajanek	Evgeni Nabokov	4:45	3-4
Nov. 5, 2003	at New Jersey	Jamie Langenbrunner	Evgeni Nabokov	4:17	2-3
March 22, 2003	vs. Anaheim	Niclas Havelid	Evgeni Nabokov	1:33	2-3
March 17, 2003	vs. Chicago	Theo Fleury	Vesa Toskala	1:26	2-3
March 1, 2003	at Anaheim	Steve Thomas	Miikka Kiprusoff	2:04	2-3
Jan. 22, 2003	vs. New Jersey	Joe Nieuwendyk	Miikka Kiprusoff	4:32	4-5
Jan. 13, 2003	at Los Angeles	Jason Allison	Miikka Kiprusoff	3:50	2-3
Dec. 16, 2002	at N.Y. Rangers	Petr Nedved	Miikka Kiprusoff	2:25	1-2
Nov. 13, 2002	at Atlanta	Vyacheslav Kozlov	Evgeni Nabokov	2:19	2-3
Oct. 31, 2002	at Minnesota	Sergei Zholtok	Evgeni Nabokov	4:50	1-2
Nov. 17, 2001	vs. Dallas	Richard Matvichuk	Evgeni Nabokov	:50	2-3
Nov. 11, 2001	at Chicago	Tony Amonte	Evgeni Nabokov	1:01	2-3
Oct. 4, 2001	vs. Detroit	Brendan Shanahan	Evgeni Nabokov	1:55	3-4
April 7, 2001	vs. Dallas	Mike Modano	Evgeni Nabokov	2:10	4-5
March 17, 2001	at Los Angeles	Bryan Smolinski	Evgeni Nabokov	0:40	0-1
March 6, 2001	at Tampa Bay	Brad Richards	Evgeni Nabokov	4:02	1-2
Feb. 1, 2000	vs. Phoenix	Keith Carney	Steve Shields	1:32	0-1
Jan. 29, 2000	vs. N.Y. Islanders	Mathieu Biron	Steve Shields	2:43	2-3
Jan. 23, 2000	at Phoenix	Jyrki Lumme	Steve Shields	4:16	2-3
Jan. 17, 2000	at Chicago	Doug Gilmour	Steve Shields	:56	4-5
Dec. 30, 1999	at St. Louis	Al MacInnis	Steve Shields	3:40	1-2
Nov. 23, 1999	vs. Montreal	Craig Rivet	Mike Vernon	3:50	2-3
\$Nov. 10, 1999	at Calgary	Cory Stillman	Mike Vernon	4:23	3-4
April 12, 1999	vs. Edmonton	Tom Poti	Steve Shields	3:55	4-5
Nov. 20, 1998	vs. Phoenix	Dallas Drake	Steve Shields	0:37	1-2
Dec. 1, 1997	at Calgary	German Titov	Mike Vernon	1:22	2-3
Oct. 13, 1997	vs. Philadelphia	Eric Lindros	Kelly Hrudey	1:49	2-3
March 3, 1997	at N.Y. Rangers	Niklas Sundstrom	Ed Belfour	1:24	4-5



**LOSSES (15)/OVERTIME LOSSES (49)**

DATE	OPPONENT	GWG	GOALTENDER	TIME	SCORE
Jan. 27, 1996	vs. Colorado	Valeri Kamensky	Chris Terreri	2:49	3-4
Oct. 24, 1993	at Vancouver	Geoff Courtnall	Arturs Irbe	:28	2-3
April 10, 1993	vs. Los Angeles	Tomas Sandstrom	Arturs Irbe	3:22	2-3
April 3, 1993	vs. Calgary	Theoren Fleury	Arturs Irbe	3:06	2-3
Dec. 16, 1992	vs. Tampa Bay	John Tucker	Jeff Hackett	2:53	4-5
Dec. 12, 1992	vs. Quebec	Scott Young	Brian Hayward	4:19	7-8
Nov. 27, 1992	at Winnipeg	Tomas Steen	Brian Hayward	1:29	2-3
Jan. 4, 1992	vs. Montreal	Guy Carbonneau	Jeff Hackett	1:00	0-1
Dec. 16, 1991	at N.Y. Rangers	Brian Leetch	Brian Hayward	:23	3-4
Nov. 19, 1991	vs. Los Angeles	Mike Donnelly	Jeff Hackett	3:47	2-3

\$=Before the 1999-00 season, teams that lost in overtime received a loss and no points. Beginning in the 1999-00 season, teams that lost in overtime were credited with an overtime loss (OTL), earning the losing team one point.

**SHOOTOUT LOSSES (26)**

Date	Opponent	GWG	SJ	OPP	Score	Goaltenders
Jan. 14, 2010	vs. Boston	Zdeno Chara	0/4	1/4	1-2	Evgeni Nabokov/Tim Thomas
Dec. 11, 2009	vs. Dallas	Matt Niskanen	1/11	2/11	2-3	Evgeni Nabokov/Marty Turco
Dec. 3, 2009	vs. St. Louis	T.J. Oshie	1/3	2/3	2-3	Evgeni Nabokov/Ty Conklin
Nov. 12, 2009	vs. Dallas	Stephan Robidas	0/3	1/3	2-3	Evgeni Nabokov/Marty Turco
Nov. 5, 2009	at Detroit	Pavel Datsyuk	0/2	2/3	1-2	Evgeni Nabokov/Chris Osgood
Oct. 12, 2009	vs. Phoenix	Lauri Korpikoski	1/3	2/3	0-1	Evgeni Nabokov/Ilya Bryzgalov
March 25, 2009	at Chicago	Patrick Kane	0/2	2/2	5-6	Evgeni Nabokov/Nikolai Khabibulin
Feb. 12, 2009	at Buffalo	Derek Roy	1/5	2/5	5-6	Evgeni Nabokov/Ryan Miller
Feb. 11, 2009	at Pittsburgh	Sidney Crosby	0/3	1/3	1-2	Brian Boucher/Marc-Andre Fleury
Feb. 5, 2009	vs. Carolina	Sergei Samsonov	1/3	2/3	3-4	Evgeni Nabokov/Michael Leighton
Dec. 27, 2008	at St. Louis	Brad Winchester	1/3	2/3	2-3	Evgeni Nabokov/Manny Legace
March 16, 2008	vs. Edmonton	Fernando Pisani	1/4	2/4	1-2	Evgeni Nabokov/Dwayne Roloson
Dec. 20, 2007	vs. Phoenix	Peter Mueller	0/3	1/2	2-3	Evgeni Nabokov/Ilya Bryzgalov
Nov. 28, 2007	vs. Los Angeles	Dustin Brown	2/3	3/3	2-3	Evgeni Nabokov/Jason LaBarbera
Nov. 17, 2007	vs. Anaheim	Corey Perry	0/3	1/2	1-2	Evgeni Nabokov/J.S. Giguere
Nov. 9, 2007	at Anaheim	Ryan Getzlaf	2/3	0/2	2-3	Evgeni Nabokov/J.S. Giguere
Oct. 4, 2007	at Edmonton	Jarret Stoll	1/4	2/4	2-3	Evgeni Nabokov/Dwayne Roloson
Feb. 28, 2007	vs. Nashville	Jean-Pierre Dumont	1/4	2/4	3-4	Evgeni Nabokov/Tomas Vokoun
Jan. 30, 2007	vs. Dallas	Mike Ribeiro	2/3	3/3	2-3	Vesa Toskala/Marty Turco
March 18, 2006	vs. Dallas	Antti Miettinen	1/4	2/4	3-4	Vesa Toskala/Marty Turco
Feb. 2, 2006	vs. Minnesota	Brian Rolston	0/5	1/5	2-3	Vesa Toskala/Manny Fernandez
Jan. 19, 2006	vs. Edmonton	Ryan Smyth	1/3	2/3	2-3	Vesa Toskala/Mike Morrison
Dec. 23, 2005	vs. St. Louis	Petr Cajanek	1/4	2/4	1-2	Evgeni Nabokov/Jason Bacashihua
Nov. 21, 2005	at Edmonton	Ryan Smyth	1/3	2/3	1-2	Evgeni Nabokov/Mike Morrison
Nov. 19, 2005	vs. Phoenix	G. Sanderson	1/4	2/4	3-4	Evgeni Nabokov/Curtis Joseph
Nov. 12, 2005	vs. Dallas	Sergei Zubov	0/2	2/2	2-3	Evgeni Nabokov/Marty Turco






## ALL-TIME HEAD COACHING RECORDS

NAME	GC	RECORD	PTS PCT.	SEASONS
George Kingston	164	28-129-7	.192	1991-93
Kevin Constantine	157	55-78-24	.427	1993-95
Jim Wiley	57	17-37-3	.325	1995-96
Al Sims	82	27-47-8	.378	1996-97
Darryl Sutter	434	192-167-75	.529	1997-02
Cap Raeder&	1	1-0-0-0	1.000	2002
Ron Wilson	385	206-134-45	.594	2002-08
<b>Todd McLellan</b>	<b>164</b>	<b>104-38-22</b>	<b>.701</b>	<b>2008-10</b>

&Cap Raeder served as interim head coach for the Dec. 3, 2003 game at Phoenix, a 3-2 overtime win



George Kingston



Kevin Constantine



Jim Wiley



Al Sims



Darryl Sutter



Ron Wilson



Todd McLellan

## ALL-TIME GENERAL MANAGERS

NAME	YEAR(S)
Jack Ferreira	1991-92
Chuck Grillo	1992-96
(Vice President, Director of Player Personnel)	
Dean Lombardi	1996-03
<b>Doug Wilson</b>	<b>2003-present</b>

## ALL-TIME TEAM CAPTAINS

PLAYER	YEAR(S)
Doug Wilson	1991-93
Bob Errey	1993-95
Jeff Odgers	1995-96
Todd Gill	1996-98
Owen Nolan	1998-03
Vincent Damphousse	2003*
Mike Ricci	2003*
Alyn McCauley	2003*
Patrick Marleau	2004-09*
Rob Blake	2009-10

\* Served as captain for part of the season as part of a rotating captaincy plan in 2003-04.





## ALL-TIME ATTENDANCE

SEASON	HOME DATES	TOTAL	AVERAGE	% OF CAPACITY	SELLOUTS	CAPACITY
2009-10!	41	719,904	17,559	99.9%	40	17,562
2008-09	41	717,023	17,488	99.9%	40	17,496
2007-08	41	713,863	17,411	99.5%	31	17,496
2006-07	41	714,316	17,422	99.6%	36	17,496
2005-06	41	690,095	16,831	96.2%	21	17,496
2003-04	41	649,261	15,836	90.5%	10	17,496
2002-03	41	711,386	17,350	99.2%	26	17,496
2001-02	41	714,357	17,423	99.6%	33	17,496
2000-01@	41	716,196	17,468	99.9%	35	17,496
1999-00	41	708,925	17,291	98.8%	32	17,483
1998-99*	40	685,929	17,148	98.1%	23	17,483
1997-98	41	701,164	17,101	97.8%	20	17,483
1996-97 \$	41	714,238	17,420	99.9%	38	17,442
1995-96	41	704,790	17,190	100%	41	17,190
1994-95 #	24	412,560	17,190	100%	24	17,190
1993-94 *	41	680,407	16,595	96.5%	28	17,190
1992-93 * &	41	452,849	11,045	99.6%	34	11,089
1991-92 & #	40	435,520	10,888	100%	40	10,888

! — Capacity increased from 17,496 to 17,562.

@ — Capacity increased from 17,442 to 17,496.

\$ — Capacity increased from 17,190 to 17,442 after first home game.

\* — One neutral site game as designated home team not counted in totals.

&amp; — Seasons played at Cow Palace in Daly City, Calif.

# — Shortened schedule due to labor stoppage.

## ALL-TIME ASSISTANT COACHES

1991-92	Bob Murdoch Drew Remenda	1998-99	Paul Baxter Bob Berry
1992-93	Bob Murdoch Drew Remenda	1999-00	Paul Baxter Bob Berry
1993-94	Wayne Thomas (assistant coach and assistant to director of hockey operations) Vasily Tikhonov Drew Remenda	2000-01	Rich Preston Cap Raeder Warren Strelow (goaltending coach; served as goaltending consultant from 1997-00)
1994-95	Wayne Thomas (assistant coach and assistant to director of hockey operations) Vasily Tikhonov Drew Remenda	2001-02	Rich Preston Lorne Molleken Warren Strelow (goaltending coach)
1995-96	Wayne Thomas (assistant coach and assistant to hockey player personnel director) Drew Remenda (assigned to Kansas City development team, Oct. 10, 1995) Vasily Tikhonov (assigned to Kansas City development team, Oct. 10, 1995) Jim Wiley (promoted from Kansas City development team, Oct. 10, 1995) Mark Kaufman (promoted from Kansas City development team, Oct. 10, 1995)	2002-07	Tim Hunter Rob Zettler Warren Strelow (goaltending coach)
1996-97	Wayne Cashman Roy Sommer	2007-08	Tim Hunter Rob Zettler
1997-98	Roy Sommer Paul Baxter	2008-09	Trent Yawney Todd Richards Jay Woodcroft Mike Ricci (development coach) Corey Schwab (goaltending coach)
		2009-11	Trent Yawney Matt Shaw Jay Woodcroft Mike Ricci (development coach) Corey Schwab (goaltending coach)





## TEAM RECORD BY SEASON

HOME SEASON	GP	W	L	T	O/T	PTS	PTS PCT
2009-10	41	27	6	-	8	62	.756
2008-09	41	32	5	-	4	68	.829
2007-08	41	22	13	-	6	50	.610
2006-07	41	25	12	-	4	54	.659
2005-06	41	25	9	-	7	57	.695
2003-04	41	24	8	7	2	57	.695
2002-03	41	17	16	5	3	42	.512
2001-02	41	25	11	3	2	55	.671
2000-01	41	22	14	4	1	49	.598
1999-00	41	21	17	3	3	48	.585
1998-99	*41	17	15	9	—	43	.524
1997-98	41	17	19	5	—	39	.476
1996-97	41	14	23	4	—	32	.390
1995-96	41	12	26	3	—	27	.329
1994-95	24	10	13	1	—	21	.438
1993-94	*42	19	13	10	—	48	.571
1992-93	*42	8	33	1	—	17	.202
1991-92	40	14	23	3	—	31	.388
<b>TOTALS</b>	<b>722</b>	<b>351</b>	<b>276</b>	<b>58</b>	<b>40</b>	<b>800</b>	<b>.554</b>

ROAD SEASON	GP	W	L	T	OTL	PTS	PTS PCT
2009-10	41	24	14	-	3	51	.622
2008-09	41	21	13	-	7	49	.598
2007-08	41	27	10	-	4	58	.707
2006-07	41	26	14	-	1	53	.646
2005-06	41	19	18	-	4	42	.512
2003-04	41	19	13	5	4	47	.573
2002-03	41	11	21	4	5	31	.378
2001-02	41	19	16	5	1	44	.537
2000-01	41	18	13	8	2	46	.561
1999-00	41	14	16	7	4	39	.476
1998-99	**41	14	18	9	—	37	.451
1997-98	41	17	19	5	—	39	.476
1996-97	41	13	24	4	—	30	.366
1995-96	41	8	29	4	—	20	.244
1994-95	24	9	12	3	—	21	.438
1993-94	**42	14	22	6	—	34	.405
1992-93	**42	3	28	1	—	7	.083
1991-92	40	3	35	2	—	8	.100
<b>TOTALS</b>	<b>722</b>	<b>279</b>	<b>335</b>	<b>63</b>	<b>35</b>	<b>656</b>	<b>.454</b>

OVERALL SEASON	GP	W	L	T	OTL	PTS	PTS PCT	FINISH
2009-10	82	51	20	-	11	113	.689	1st Div./1st Conf.
2008-09&	82	53	18	-	11	117	.713	1st Div./1st Conf.
2007-08	82	49	23	-	10	108	.659	1st Div./2nd Conf.
2006-07	82	51	26	-	5	107	.652	2nd Div./5th Conf.
2005-06	82	44	27	-	11	99	.604	2nd Div./5th Conf.
2003-04	82	43	21	12	6	104	.634	1st Div./2nd Conf.
2002-03	82	28	37	9	8	73	.445	5th Div./14th Conf.
2001-02	82	44	27	8	3	99	.604	1st Div./3rd Conf.
2000-01	82	40	27	12	3	95	.579	2nd Div./5th Conf.
1999-00	82	35	33	10	7	87	.530	4th Div./8th Conf.
1998-99	82	31	33	18	—	80	.488	4th Div./7th Conf.
1997-98	82	34	38	10	—	78	.476	4th Div./8th Conf.
1996-97	82	27	47	8	—	62	.378	7th Div./13th Conf.
1995-96	82	20	55	7	—	47	.287	7th Div./13th Conf.
1994-95	48	19	25	4	—	42	.438	3rd Div./7th Conf.
1993-94	84	33	35	16	—	82	.488	3rd Div./8th Conf.
1992-93	84	11	61	2	—	24	.143	6th Division
1991-92	80	17	58	5	—	39	.244	6th Division
<b>TOTALS</b>	<b>1444</b>	<b>630</b>	<b>611</b>	<b>121</b>	<b>75</b>	<b>1456</b>	<b>.504</b>	

&amp; — Won Presidents' Trophy

\* — Includes one game at neutral site designated as home game.

\*\* — Includes one game at neutral site designated as road game.





## SHARKS IN THE NHL ALL-STAR GAME

SEASON	HOST	SKATERS	G	A	PTS	NOTES
2009-10	NO ALL-STAR GAME DUE TO PARTICIPATION IN THE WINTER OLYMPICS					
2008-09	Montreal	Joe Thornton	0	3	3	6th consecutive appearance
		Dan Boyle	1	1	2	1st career appearance
		Patrick Marleau	1	2	3	3rd career appearance
2007-08	Atlanta	Joe Thornton	0	1	1	5th consecutive appearance
2006-07	Dallas	Joe Thornton	0	0	0	Voted to starting lineup
		Jonathan Cheechoo	0	1	1	Voted to starting lineup
		Patrick Marleau	1	0	1	2nd Fastest Skater during NHL Skills Competition
2005-06	NO ALL-STAR GAME DUE TO PARTICIPATION IN THE WINTER OLYMPICS					
2004-05	NO ALL-STAR GAME					
2003-04	Minnesota	Patrick Marleau	0	0	0	1st career appearance
2002-03	Florida	Teemu Selanne	0	0	0	Voted to starting lineup
2001-02	Los Angeles	Teemu Selanne	2	0	2	One of 2 players to score 2 goals in the 2002 contest. Voted to starting lineup
		Owen Nolan	0	0	0	Plus-3, 5 shots. Voted to starting lineup
		Vincent Damphousse	1	2	3	Scored opening goal, plus-3. Voted to starting line-up
2000-01	Colorado***	Marcus Ragnarsson	0	0	0	Led World Team in ice time (21:04)
1999-00	Toronto	Owen Nolan	0	0	0	4th career All-Star Appearance
1998-99	Tampa Bay	Marco Sturm	1	0	1	Scored World Team's first goal
1997-98	Vancouver	None Selected	—	—	—	
1996-97	San Jose**	Owen Nolan	3	0	3	Hat trick; led West in goals
		Tony Granato	0	0	0	Named as a starter
1995-96	Boston	Owen Nolan	0	0	0	2nd career appearance
1994-95	—	No All-Star Game Played	—	—	—	
1993-94	N.Y. Rangers	Sandis Ozolinsh	2	1	3	Led Western Conf. in scoring
1992-93	Montreal*	Kelly Kisio	1	1	2	1st career appearance
1991-92	Philadelphia	Doug Wilson	0	0	0	7th appearance, 6 with Chicago

SEASON	SITE	GOALTENDERS	MIN	GA	SVS	NOTES
2007-08	Atlanta	Evgeni Nabokov	20	0	8	First goalie to stop all shots in a period since Nikolai Khabibulin in 2002
2000-01	Colorado	Evgeni Nabokov	20	5	11	Finished 2nd in NHL Skills Competition
1993-94	N.Y. Rangers	Arturs Irbe	20	2	16	Stopped 16 of 18 shots

SEASON	SITE	COACH	RESULT	NOTES
2008-09	Montreal	Todd McLellan	12-11 SO loss	2nd first-year coach in ASG

\* Pat Falloon was selected to play in 1992-93, but was unable to participate due to injury.

\*\* Tony Granato was the Commissioner's Special Selection from the Western Conference and named starter for Joe Sakic (COL, injured).

\*\*\* Vincent Damphousse was selected to play in 2000-01, but was unable to participate due to injury.





## SHARKS IN THE OLYMPICS

SEASON	HOST	SKATER	GP	G	A	PTS	COUNTRY
2010	Vancouver, B.C.	Dany Heatley	7	4	3	7	Canada
		Dan Boyle	7	1	5	6	Canada
		Patrick Marleau	7	2	3	5	Canada
		Joe Pavelski	7	0	3	3	USA
		Joe Thornton	7	1	1	2	Canada
		Douglas Murray	4	0	0	0	Sweden
2006	Torino, Italy	Joe Thornton	6	1	2	3	Canada
		Christian Ehrhoff	5	1	1	2	Germany
		Marcel Goc	5	1	0	1	Germany
		Ville Nieminen	8	0	1	1	Finland
2002	Salt Lake City	Niklas Sundstrum	4	1	3	4	Sweden
		Teemu Selanne	4	3	0	3	Finland
		Owen Nolan	6	0	3	3	Canada
		Marcus Ragnarsson	4	0	2	2	Sweden
		Marco Sturm	5	0	1	1	Germany
		*Christian Ehrhoff	7	0	0	0	Germany
		Gary Suter	6	0	1	1	USA

SEASON	HOST	GOALTENDER	GP	SV%	GAA	SO	COUNTRY
2010	Vancouver, B.C.	Thomas Greiss	3	.815	5.03	0	Germany
		Evgeni Nabokov	3	.853	4.16	0	Russia
2006	Torino, Italy	Evgeni Nabokov	6	.940	1.34	3	Russia
		**Thomas Greiss	1	.875	5.00	0	Germany

\* — Christian Ehrhoff was a prospect playing in Germany at the time of the Olympics

\*\* — Thomas Greiss was a prospect playing in Germany at the time of the Olympics



Four Sharks (left to right — Patrick Marleau, Joe Thornton, Dany Heatley and Dan Boyle) won the gold medal at the 2010 Winter Olympics.



**NHL AWARD WINNERS****HART MEMORIAL TROPHY**

2005-06	Joe Thornton	Led the League with 125 points (29-96=125) in 81 games played. He edged out New York Rangers forward Jaromir Jagr and Calgary goaltender Miikka Kiprusoff.
---------	--------------	--

**ART ROSS TROPHY**

2005-06	Joe Thornton	Led the League with 125 points (29-96=125) in 81 games played.
---------	--------------	--

**MAURICE "ROCKET" RICHARD TROPHY**

2005-06	Jonathan Cheechoo	Led NHL and set a career high with 56 goals. He also led the NHL in divisional goals, game-winning goals and home goals.
---------	-------------------	--

**CALDER MEMORIAL TROPHY**

2000-01	Evgeni Nabokov	Led rookie goaltenders in games played (66), minutes (3,700), wins (32), shots against (1,582) and shutouts (6). Also third in GAA (2.19) and save percentage (.915). Named NHL Player of the Week Jan. 22-28 and NHL Rookie of the Month for November and December 2000. First NHL goaltender to post 20 wins that season. Finished fourth in Vezina Trophy voting.
---------	----------------	--

**FIRST TEAM NHL ALL-STAR**

2007-08	Evgeni Nabokov	Led NHL in wins (46) and tied for third in GAA (2.14).
2005-06	Joe Thornton	Led the League with 125 points (29-96=125).

**SECOND TEAM NHL ALL-STAR**

2008-09	Dan Boyle	Sixth amongst NHL defensemen in points (57).
2007-08	Joe Thornton	Led NHL in assists (67) for third straight season.
2007-08	Brian Campbell	Among NHL top-five defensemen in points (62).

**BILL MASTERTON MEMORIAL TROPHY**

1996-97	Tony Granato	76 GP, 25-15=40 pts., two hat tricks, started in All-Star Game, returned from February 1996 brain surgery.
---------	--------------	--

**NHL AWARD FINALISTS****LESTER B. PEARSON AWARD**

2005-06	Joe Thornton	Finished second in voting
---------	--------------	---------------------------

**LADY BYNG MEMORIAL TROPHY**

2005-06	Patrick Marleau	Finished third in voting
---------	-----------------	--------------------------

**JACK ADAMS AWARD**

2008-09	Todd McLellan	Finished third in voting
2003-04	Ron Wilson	Finished second in voting
1993-94	Kevin Constantine	Finished second in voting

**CALDER MEMORIAL TROPHY**

1999-00	Brad Stuart	Finished second in voting
---------	-------------	---------------------------





## NHL AWARD FINALISTS

### FRANK J. SELKE TROPHY

2003-04	Alyn McCauley	Finished third in voting
1999-00	Mike Ricci	Finished third in voting

### BILL MASTERTON MEMORIAL TROPHY

2009-10	Jed Ortmeyer	Finalist
---------	--------------	----------

### VEZINA TROPHY

2007-08	Evgeni Nabokov	Finished second in voting
---------	----------------	---------------------------

## NHL HONORS

### NHL ALL-ROOKIE TEAM

2006-07	Matt Carle	Led all rookie defensemen and finished sixth among all NHL rookies in points (42) and set several franchise rookie highs — including goals and points by a defenseman and power play goals.
	Marc-Edouard Vlasic	He and teammate Matt Carle became the second set of defensive teammates to be named to the NHL All-Rookie Team in the same season joining Detroit's Niklas Lidstrom and Vladimir Konstantinov (1991-92). Youngest defenseman in the League in 2006-07. His 23 assists were tied for seventh among all NHL rookies and also placed him sixth on the Sharks all-time single season list for rookies.
2000-01	Evgeni Nabokov	First among rookie goaltenders in games played (66), minutes (3,700), wins (32), shots against (1,582), shutouts (six), third in GAA (2.19) and save percentage (.915). Named NHL Player of the Week Jan. 22-28, NHL Rookie of the Month for November and December 2000. First NHL goaltender to post 20 wins in 2000-01 season. Overall, 11th in wins, sixth in GAA, T-10th in save pct., seventh in games played and eighth in minutes. Named to NHL's World All-Star Team. Finished fourth in Vezina Trophy voting.
1999-00	Brad Stuart	82 GP, 36 points (10 goals, 26 assists), first in scoring defensemen on team, seventh overall among rookie scorers, first among rookie defensemen.
1994-95	Jeff Friesen	48 GP, 25 points (15 goals, 10 assists), team-high five PPG.

### NHL PLAYER OF THE MONTH

Nov. 2009	Joe Thornton	14 GP, 4-16=20 (Second Star)
Dec. 2007	Evgeni Nabokov	10-4-1, 1.96 GAA, .925 sv. pct., 2 SO (NHL Third Star of the Month)
March 2007	Joe Thornton	Named NHL's Second Star of the Month leading all players in points (24, five goals and 19 assists) in 14 games.
Feb. 2004	Evgeni Nabokov	8-2-0, 1.75 GAA, .934 save pct., 3 shutouts (named DEFENSIVE PLAYER OF THE MONTH)
Feb. 2002	Evgeni Nabokov	6-0-0, 1.17 GAA, .952 save pct., 2 shutouts — first Shark to win the honor.

### NHL ROOKIE OF THE MONTH

Jan. 2007	Ryane Clowe	11 GP, 9-7=16 pts.
Dec. 2000	Evgeni Nabokov	7-2-2, 2.11 GAA, .924 save pct., 2 shutouts
Nov. 2000	Evgeni Nabokov	8-2-1, 1.96 GAA, .925 save pct., 1 shutout
Nov. 1997	Marco Sturm	15 GP, 3-7=10 pts.
Dec. 1992	Rob Gaudreau	14 GP, 14-5=19 pts. (also recorded first two Sharks hat tricks on Dec. 3 and 12)





## NHL HONORS

## NHL PLAYER OF THE WEEK

Nov. 16-22, 2009	Joe Thornton	3 GP, 2-6=8 (First Star)
Nov. 2-8, 2009	Evgeni Nabokov	3 GP, 2-0-1, .95 GAA, .967 sv. % (Second Star)
Oct. 26-Nov. 1, 2009	Evgeni Nabokov	3 GP, 3-0-0, .97 GAA, .963 sv. % (Third Star)
Oct. 19-25, 2009	Patrick Marleau	4 GP, 3-6=9 (Third Star)
Oct. 5-11, 2009	Dany Heatley	3 GP, 5-3=8 (First Star)
March 24-30, 2008	Joe Thornton	4 GP, 7-1=8 (First Star)
March 3-9, 2008	Joe Thornton	4 GP, 2-5=7 (Third Star)
Dec. 24-30, 2007	Evgeni Nabokov	3-0-0, 1.34 GAA, .949 sv. pct., 1 SO (Third Star)
Nov. 12-18, 2007	Evgeni Nabokov	3-0-1, .96 GAA, .959 sv. pct., 2 SO (Second Star)
March 19-25, 2007	Jonathan Cheechoo	3 GP, 6-2=8 (Second Star)
March 12-18, 2007	Joe Thornton	4 GP, 4-6=10 (First Star)
March 5-11, 2007	Evgeni Nabokov	2-0-1, .66 GAA, .976 sv. pct. (Third Star)
Jan. 1-7, 2007	Joe Thornton	2 GP, 0-7=7 (Third Star)
April 10-16, 2006	Joe Thornton	4 GP, 1-11=12, plus-7 plus/minus rating for the week
	Jonathan Cheechoo	4 GP, 7-4=11, plus-5 plus/minus rating for the week
April 3-9, 2006	Vesa Toskala	4-0-0, .98 GAA, .950 save pct., 1 SO (named DEFENSIVE PLAYER OF THE WEEK)
March 20-26, 2006	Vesa Toskala	3-0-0, 1.66 GAA, .946 save pct, 1 SO (named DEFENSIVE PLAYER OF THE WEEK)
Feb. 6-12, 2006	Patrick Marleau	4 GP, 4-6=10, plus-1 plus/minus rating for week
Dec. 5-11, 2005	Joe Thornton	3 GP, 2-6=8, plus-2 plus/minus rating for week
Nov. 28-Dec. 4, 2005	Patrick Marleau	3 GP, 1-5=6, plus-3 plus/minus rating for week
March 22-28, 2004	Evgeni Nabokov	3-0-0, 1.64 GAA, .944 save pct., 2 SO (named DEFENSIVE PLAYER OF THE WEEK)
Feb. 4-10, 2002	Evgeni Nabokov	3-0-0, 0.67 GAA, .968 save pct., 2 SO
Jan. 22-28, 2001	Evgeni Nabokov	2-0-1, 1.30 GAA, .947 save pct.
Dec. 6-12, 2000	Owen Nolan	3 GP, 4-2=6, plus-5
Oct. 11-17, 1999	Steve Shields	3-0-0, 0.83 GAA, .979 sv pct., 1 SO, set Sharks consecutive scoreless streak at 141:46
March 8-14, 1999	Steve Shields	3-0-0, 1.33 GAA, .948 save pct., 1 SO
Feb. 8-14, 1999	Mike Vernon	3-0-0, 1.00 GAA, .961 save pct.
Dec. 15-21, 1997	Mike Vernon	2-0-1, 0.97 GAA, .958 save pct., 1 SO
Nov. 22-28, 1993	Arturs Irbe	
	(co-Player of the Week)	3-0-0 2.33 GAA, 2nd career shutout
Feb. 28-March 6, 1994	Sergei Makarov	3 GP, 4-3=7, plus-6 plus/minus rating for week

## BILL MASTERTON MEMORIAL TROPHY NOMINEES

The Bay Area chapter of the Professional Hockey Writers Association votes for the San Jose Sharks nominee for the Bill Masterton Memorial Trophy. Each NHL team selects a nominee for the award, which is presented to the player who best exemplifies the qualities of perseverance, sportsmanship and dedication to hockey.

2009-10	Jed Ortmeyer**	1998-99	Bryan Marchment
2008-09	Claude Lemieux	1997-98	Kelly Hrudey
2007-08	Jeremy Roenick	1996-97	Tony Granato*
2006-07	Curtis Brown	1995-96	Jeff Odgers
2005-06	Scott Thornton	1994-95	Igor Larionov
2003-04	Vincent Damphousse	1993-94	Sergei Makarov
2002-03	Teemu Selanne	1992-93	Kelly Kisio
2001-02	Vincent Damphousse	1991-92	Doug Wilson
2000-01	Gary Suter		* — won trophy
1999-00	Gary Suter		** — finalist





## NHL AWARD FINALISTS/HONORS

### KING CLANCY MEMORIAL TROPHY NOMINEES

The King Clancy Memorial Trophy is presented to "the player who best exemplifies leadership qualities on and off the ice and has made a noteworthy contribution in his community." Team members nominate a player to represent each NHL club in league-wide voting.

2009-10	Manny Malhotra	1999-00	Tony Granato
2008-09	Patrick Marleau	1998-99	Ron Sutter
2007-08	Curtis Brown	1997-98	Jeff Friesen
2006-07	Patrick Marleau	1996-97	Tony Granato
2005-06	Scott Thornton	1995-96	Jeff Odgers
2003-04	Mike Ricci	1994-95	Jeff Odgers
2002-03	Adam Graves	1993-94	Arturs Irbe
2001-02	Adam Graves	1992-93	Doug Wilson
2000-01	Tony Granato	1991-92	Doug Wilson

## TEAM HONORS

### "SHARKS PLAYER OF THE YEAR" AWARD

This annual award was established in the franchise's inaugural season and is voted upon by Bay Area media to recognize the Sharks player making the greatest overall contribution to the success of the San Jose Sharks.

2009-10	Patrick Marleau	2001-02	Mike Ricci	1995-96	Jamie Baker
2008-09	Patrick Marleau	2000-01	Evgeni Nabokov	1994-95	Ulf Dahlen
2007-08	Evgeni Nabokov	1999-00	Owen Nolan	1993-94	Arturs Irbe
2006-07	Joe Thornton	1998-99	Mike Vernon/ Steve Shields	1992-93	Kelly Kisio
2005-06	Joe Thornton			1991-92	Jeff Hackett
2003-04	Patrick Marleau	1997-98	Mike Vernon		
2002-03	Teemu Selanne	1996-97	Jeff Friesen		



Adam Graves





## TEAM HONORS

## "SHARKS PLAYER OF THE MONTH" AWARD

This monthly award was established in the 1997-98 season and is voted upon by Bay Area media to recognize the Sharks player making the greatest overall contribution to the success of the San Jose Sharks.

**1997-98**

October 1997	Bill Houlder
November 1997	Marco Sturm
December 1997	Mike Vernon
January 1998	Mike Rathje
February 1998	None — Olympics
March 1998	Jeff Friesen

**1998-99**

October 1998	Marco Sturm
November 1998	Jeff Friesen
December 1998	Mike Ricci
January 1999	Owen Nolan
February 1999	Mike Vernon
March 1999	Steve Shields

**1999-00**

October 1999	Owen Nolan/ Steve Shields
November 1999	Vincent Damphousse
December 1999	Owen Nolan
January 2000	Mike Ricci
February 2000	Brad Stuart
March 2000	Vincent Damphousse

**2000-01**

October 2000	Evgeni Nabokov
November 2000	Vincent Damphousse
December 2000	Evgeni Nabokov
January 2001	Owen Nolan
February 2001	Niklas Sundstrom
March 2001	Mike Ricci

**2001-02**

October 2001	Vincent Damphousse
November 2001	Evgeni Nabokov
December 2001	Mike Ricci
January 2002	Brad Stuart
February 2002	Evgeni Nabokov
March 2002	Scott Thornton

**2002-03**

October 2002	Vincent Damphousse
November 2002	Patrick Marleau
December 2002	Teemu Selanne
January 2003	Owen Nolan
February 2003	Scott Hannan

**2003-04**

October 2003	Scott Hannan
November 2003	Vesa Toskala
December 2003	Patrick Marleau, Evgeni Nabokov
January 2004	Mike Rathje
February 2004	Marco Sturm
March 2004	Jonathan Cheechoo

**2005-06**

October 2005	Kyle McLaren
November 2005	Patrick Marleau
December 2005	Joe Thornton
January 2006	Jonathan Cheechoo
February 2006	Vesa Toskala
March 2006	Vesa Toskala
April 2006	Joe Thornton

**2006-07**

October 2006	Milan Michalek
November 2006	Evgeni Nabokov
	Vesa Toskala
December 2006	Joe Thornton
January 2007	Patrick Marleau
February 2007	Joe Thornton
March 2007	Evgeni Nabokov

**2007-08**

October 2007	Evgeni Nabokov
November 2007	Joe Thornton
December 2007	Evgeni Nabokov
January 2008	Craig Rivet
February 2008	Jonathan Cheechoo
March 2008	The Entire Sharks Team

**2008-09**

October 2008	Patrick Marleau
November 2008	Rob Blake
December 2008	Joe Thornton
January 2009	Milan Michalek
February 2009	Joe Pavelski
March 2009	Evgeni Nabokov

**2009-10**

October 2009	Patrick Marleau
November 2009	Joe Thornton
December 2009	Douglas Murray
January 2010	Evgeni Nabokov
February 2010	Dany Heatley
Marh 2010	Ryane Clowe





## TEAM HONORS

### PLAYSTATION "SHARKS ROOKIE OF THE YEAR" AWARD

This annual award was introduced in 1994-95 and is voted upon by Bay Area media to recognize the Sharks player adjudged to be the best in his first season of NHL competition. Sony Computer Entertainment presented a check for \$2,500 to the Sharks Foundation as recognition of the winner's accomplishment.

2009-10	Jason Demers	1999-00	Brad Stuart
2008-09	Tomas Plihal	1998-99	Alexander Korolyuk
2007-08	Torrey Mitchell	1997-98	Patrick Marleau, Marco Sturm,
2006-07	Marc-Edouard Vlasic		Andrei Zyuzin
2005-06	Milan Michalek		Stephen Guolla
2003-04	Tom Preissing	1996-97	Marcus Ragnarsson
2002-03	Jim Fahey	1995-96	Jeff Friesen
2001-02	Matt Bradley	1994-95	
2000-01	Evgeni Nabokov		

### PLAYSTATION "THREE STARS OF THE GAME" AWARD

Introduced in 2003-04, this award recognizes the Sharks players who received the most credit for being selected as one of the three stars of the game. Each No. 1 star selection earned five points, No. 2 stars received three points and No. 3 stars got one point. The three stars are listed on the official NHL game sheet distributed by the game's official scorekeepers. The three stars are chosen by members of the media based on the player's performance each game. Sony Computer Entertainment presented a check for \$2,500 to the Sharks Foundation as recognition of the winner's accomplishment.

2009-10	Evgeni Nabokov
2008-09	Patrick Marleau
2007-08	Joe Thornton
2006-07	Joe Thornton
2005-06	Jonathan Cheechoo
2003-04	Patrick Marleau

### SHARKS IRONMAN AWARD

The Sharks Ironman Award, established in the 1998-99 season, was awarded to the player(s) whose grit, determination and perseverance allowed them to lead the club in games played during the regular season at the time the award was presented.

2001-02	Vincent Damphousse, Teemu Selanne, Brad Stuart, Gary Suter (82)
2000-01	Niklas Sundstrom (82), Marco Sturm (81)
1999-00	Vincent Damphousse, Jeff Friesen, Mike Ricci, Brad Stuart (82), Patrick Marleau (81)
1998-99	Mike Ricci, Mike Rathje (82)



Tom Preissing was named PlayStation "Sharks Rookie of the Year" for 2003-04.





## OPPONENT LEADERS VS. SAN JOSE

*Brendan Shanahan*

MOST REGULAR SEASON GAMES PLAYED	GP	MOST REGULAR SEASON GOALS	GP	G
Modano, Mike	80	Selanne, Teemu	72	46
Doan, Shane	78	Shanahan, Brendan	53	34
Sydor, Darryl	78	Tkachuk, Keith	67	33
Marchant, Todd	76	Fleury, Theo	54	30
Selanne, Teemu	72	Nieuwendyk, Joe	53	29
Blake, Rob	69	Sakic, Joe	52	28
Zubov, Sergei	68	Young, Scott	49	26
Lidstrom, Nicklas	67	Arnott, Jason	54	26
Tkachuk, Keith	67	Robitaille, Luc	62	26
Norstrom, Mattias	66	Bure, Pavel	39	24
Lehtinen, Jere	65	Kariya, Paul	59	24
Weight, Doug	65	Modano, Mike	80	24
O'Donnell, Sean	62	Fedorov, Sergei	55	23
Robitaille, Luc	62	Ronning, Cliff	61	23
Carney, Keith	61	Hull, Brett	51	22
Laperriere, Ian	61	Turgeon, Pierre	42	21
Ronning, Cliff	61	Sandstrom, Tomas	32	20
Buchberger, Kelly	60	Iginla, Jarome	53	20
Numminen, Teppo	60	Smyth, Ryan	53	19
Kariya, Paul	59	Roenick, Jeremy	55	19
Linden, Trevor	59	Guerin, Bill	42	18
Pronger, Chris	59	Gelinas, Martin	53	18
Boucher, Philippe	58	Lehtinen, Jere	65	18
Conroy, Craig	58	Doan, Shane	78	18
3 tied	56	4 tied		17





## OPPONENT LEADERS VS. SAN JOSE

### MOST REGULAR SEASON ASSISTS

	GP	A
Modano, Mike	80	48
Sakic, Joe	52	47
Lidstrom, Nicklas	67	46
MacInnis, Al	53	43
Selanne, Teemu	72	43
Weight, Doug	65	42
Gretzky, Wayne	32	39
Kariya, Paul	59	37
Ronning, Cliff	61	37
Shanahan, Brendan	53	33
Lemieux, Mario	14	32
Tkachuk, Keith	67	32
Oates, Adam	27	31
Niedermayer, Scott	52	31
Fleury, Theo	54	31
Fedorov, Sergei	55	31
Robitaille, Luc	62	31
Hull, Brett	51	30
Pronger, Chris	59	30
Zubov, Sergei	68	30
Coffey, Paul	25	29
Housley, Phil	45	29
Numminen, Teppo	60	29
Yzerman, Steve	45	28
Doan, Shane	78	28



Bob Probert

### MOST REGULAR SEASON POINTS

	GP	G	A	PTS
Selanne, Teemu	72	46	43	89
Sakic, Joe	52	28	47	75
Modano, Mike	80	24	48	72
Shanahan, Brendan	53	34	33	67
Tkachuk, Keith	67	33	32	65
Fleury, Theo	54	30	31	61
Kariya, Paul	59	24	37	61
Ronning, Cliff	61	23	37	60
Robitaille, Luc	62	26	31	57
Lidstrom, Nicklas	67	11	46	57
MacInnis, Al	53	12	43	55
Fedorov, Sergei	55	23	31	54
Weight, Doug	65	11	42	53
Hull, Brett	51	22	30	52
Gretzky, Wayne	32	12	39	51
Arnott, Jason	54	26	24	50
Lemieux, Mario	14	17	32	49
Turgeon, Pierre	42	21	25	46
Doan, Shane	78	18	28	46
Nieuwendyk, Joe	53	29	16	45
Young, Scott	49	26	18	44
Roenick, Jeremy	55	19	25	44
Yzerman, Steve	45	15	28	43
Sundin, Mats	34	16	26	42
Pronger, Chris	59	11	30	41

### MOST REGULAR SEASON PIM

	GP	PIM
Brashear, Donald	36	138
Rychel, Warren	27	127
Blake, Rob	69	126
Tkachuk, Keith	67	123
Domi, Tie	30	121
Johnson, Matt	25	118
Probert, Bob	33	116
Odjick, Gino	32	114
McCarty, Darren	41	110
Laperriere, Ian	61	102
Manson, Dave	42	101
Richardson, Luke	56	101
Murzyn, Dana	32	99
Shanahan, Brendan	53	99
Fleury, Theo	54	95
Weight, Doug	65	95
DeBrusk, Louie	28	94
Baumgartner, Ken	19	93
Hatcher, Derian	48	92
Hulse, Cale	36	91
Mayers, Jamal	32	88
Ewen, Todd	18	87
McSorley, Marty	25	85
Ott, Steve	35	84
3 tied		83





## OPPONENT GOALTENDING LEADERS VS. SAN JOSE

### MOST REGULAR SEASON GAMES PLAYED

	GP
Joseph, Curtis	47
Turco, Marty	44
Belfour, Ed	37
Roy, Patrick	36
Giguere, J-S	34
Hebert, Guy	34
Potvin, Felix	33
Khabibulin, Nikolai	32
Ranford, Bill	29
Osgood, Chris	28
Roloson, Dwayne	28
Burke, Sean	26
Vernon, Mike	26
McLean, Kirk	24
Vokoun, Tomas	24
Fuhr, Grant	23
Bryzgalov, Ilya	22
Kiprusoff, Miikka	22
Thibault, Jocelyn	22
Hrudey, Kelly	21
Salo, Tommy	21
Tugnutt, Ron	21
Turek, Roman	20
Legace, Manny	19
3 tied	18

### MOST REGULAR SEASON WINS

	GP	W
Joseph, Curtis	47	34
Roy, Patrick	36	25
Turco, Marty	44	24
Vernon, Mike	26	19
Hebert, Guy	34	17
Khabibulin, Nikolai	32	17
McLean, Kirk	24	17
Osgood, Chris	28	17
Potvin, Felix	33	17
Giguere, J-S	34	15
Vokoun, Tomas	24	15
Belfour, Ed	37	14
Ranford, Bill	29	14
Fuhr, Grant	23	13
Kiprusoff, Miikka	22	12
Roloson, Dwayne	28	11
Brodeur, Martin	18	10
Hrudey, Kelly	21	10
Bryzgalov, Ilya	22	9
Essensa, Bob	18	9
Hasek, Dominik	17	9
Kidd, Trevor	15	9
Legace, Manny	19	9
Thibault, Jocelyn	22	9
Turek, Roman	20	9



Bob Essensa





## OPPONENT GOALTENDING LEADERS VS. SAN JOSE



Curtis Joseph

### MOST REGULAR SEASON LOSSES

	GP	L
Belfour, Ed	37	17
Burke, Sean	26	16
Giguere, J-S	34	16
Turco, Marty	44	14
Hebert, Guy	34	13
Roloson, Dwayne	28	12
Thibault, Jocelyn	22	11
Potvin, Felix	33	11
Joseph, Curtis	47	11
Luongo, Roberto	18	10
Tugnut, Ron	21	10
Denis, Marc	14	9
Kiprusoff, Miikka	22	9
Osgood, Chris	28	9
Ranford, Bill	29	9
Khabibulin, Nikolai	32	9
Hiller, Jonas	10	8
Kolzig, Olaf	10	8
Lalime, Patrick	12	8
Legace, Manny	19	8
Vokoun, Tomas	24	8
5 tied		7

### MOST REGULAR SEASON TIES

	GP	T
Salo, Tommy	21	7
Belfour, Ed	37	5
Potvin, Felix	33	5
Essensa, Bob	18	4
Hrudey, Kelly	21	4
Ranford, Bill	29	4

Roy, Patrick	36	4
Vanbiesbrouck, John	14	4
Brathwaite, Fred	11	3
Hackett, Jeff	1	3
Hasek, Dominik	13	3
Hebert, Guy	34	3
Rhodes, Damian	10	3
Roloson, Dwayne	18	3
Vernon, Mike	26	3
15 tied		2

### MOST REGULAR SEASON MINUTES

	GP	MINS
Joseph, Curtis	47	2785
Turco, Marty	44	2547
Belfour, Ed	37	2168
Roy, Patrick	36	2118
Giguere, J-S	34	1981
Potvin, Felix	33	1931
Hebert, Guy	34	1922
Khabibulin, Nikolai	32	1886
Ranford, Bill	29	1647
Osgood, Chris	28	1575
Roloson, Dwayne	28	1572
Vernon, Mike	26	1469
Burke, Sean	26	1458
Vokoun, Tomas	24	1408
McLean, Kirk	24	1401
Salo, Tommy	21	1297
Thibault, Jocelyn	22	1287
Hrudey, Kelly	21	1273
Kiprusoff, Miikka	22	1244
Fuhr, Grant	23	1202





## OPPONENT GOALTENDING LEADERS VS. SAN JOSE

Bryzgalov, Ilya	22	1201
Tugnutt, Ron	21	1145
Legace, Manny	19	1106
Turek, Roman	20	1104
Brodeur, Martin	18	1081

Brodeur, Martin	18	2.33
Gerber, Martin	8	2.35

## BEST REGULAR SEASON GAA (Min. 5 GP)

	GP	GAA
Terreri, Chris	9	1.57
Roy, Patrick	36	1.59
Storr, Jamie	12	1.79
Vanbiesbrouck, John	14	1.82
Vernon, Mike	26	1.84
Fernandez, Manny	15	1.93
Hackett, Jeff	11	1.95
Conklin, Ty	9	1.96
Casey, Jon	6	2.11
Brathwaite, Fred	11	2.11
Wregget, Ken	5	2.14
Biron, Martin	7	2.14
Johnson, Brent	11	2.15
Bryzgalov, Ilya	22	2.15
Dunham, Mike	9	2.19
Joseph, Curtis	47	2.20
McLean, Kirk	24	2.23
Mason, Steve	6	2.24
LaBarbera, Jason	11	2.25
Turco, Marty	44	2.26
Salo, Tommy	21	2.27
Puppa, Daren	8	2.29
Hextall, Ron	9	2.32

## BEST REG. SEASON SAVE PCT. (Min. 5 GP)

	GP	SAVE %
Terreri, Chris	9	.941
Weekes, Kevin	5	.939
Mason, Steve	6	.939
Roy, Patrick	36	.937
Storr, Jamie	12	.935
Conklin, Ty	9	.932
Vanbiesbrouck, John	14	.931
Bryzgalov, Ilya	22	.930
Fernandez, Manny	15	.929
Brathwaite, Fred	11	.927
Aubin, Jean-Sebastien	6	.927
Vernon, Mike	26	.926
LaBarbera, Jason	11	.925
Hiller, Jonas	10	.923
Aebischer, David	7	.922
Joseph, Curtis	47	.922
Gerber, Martin	8	.921
Hextall, Ron	9	.921
Theodore, Jose	13	.919
Biron, Martin	7	.919
Dunham, Mike	9	.918
Billington, Craig	10	.918
Khabibulin, Nikolai	32	.918
Hackett, Jeff	11	.917
Ersberg, Erik	7	.917



Chris Osgood





## 2008-09 SEASON REVIEW

## SEASON HIGHLIGHTS

- San Jose wins first Presidents' Trophy. For the first time, the Sharks finish first in the Western Conference while winning its fourth overall and second straight Pacific Division Championship. San Jose accomplishes these feats while setting franchise records for wins (53), home wins (32) and points (117).
- Under rookie Head Coach **Todd McLellan**, San Jose gets off to the best start in National Hockey League history by recording 52 points (25-3-2) through the first 30 games. The Sharks set a franchise standard by going undefeated (20-0-2) in their first 22 home games while extending a streak from 2007-08 by not losing in regulation for 31 straight games (28-0-3).
- As a team, San Jose ranks among the NHL's top-five in road power play percentage (28.2 — No. 1 and club record), overall power play (24.2 — third), 83.3 penalty kill (fifth), 27.2 shots allowed (No. 1), 33.2 shots per game (third and club record) and 2.43 goals allowed per game (third).
- McLellan finished as a finalist for the Jack Adams Trophy (third in voting). C **Jeremy Roenick** ended his career and the season as the third-highest American-born goal scorer (513) in NHL history. RW **Claude Lemieux**, at the age of 43, returns to the NHL after a five-year absence to play in 18 games.

## MAJOR TRANSACTIONS

- Todd McLellan** hired as head coach on June 12, 2008.
- Acquired **Lu Travis Moen** and **D Kent Huskins** from Anaheim in exchange for C Nick Bonino, G Timo Pielmeier and a fourth round selection in the 2012 NHL Entry Draft on March 4, 2009.

## PACIFIC DIVISION

	GP	W	L	OTL	GF	GA	PTS
<b>SAN JOSE (1)</b>	<b>82</b>	<b>53</b>	<b>18</b>	<b>11</b>	<b>257</b>	<b>204</b>	<b>117</b>
ANAHEIM (8)	82	42	33	7	245	238	91
DALLAS (12)	82	36	35	11	230	257	83
PHOENIX (13)	82	36	39	7	208	252	79
LOS ANGELES (14)	82	34	37	11	207	234	79

## FINAL STATISTICS

P	NO	PLAYER	GP	G	A	PTS	PIM
C	19	JOE THORNTON	82	25	61	86	56
C	12	PATRICK MARLEAU	76	38	33	71	18
R	16	DEVIN SETOGUCHI	81	31	34	65	25
C	8	JOE PAVELSKI	80	25	34	59	46
L	9	MILAN MICHALEK	77	23	34	57	52
D	22	DAN BOYLE	77	16	41	57	52
L	29	RYANE CLOWIE	71	22	30	52	51
D	4	ROBERT BLAKE	73	10	35	45	110
D	10	CHRISTIAN EHRRHOFF	77	8	34	42	63
D	44	M-E VLASIC	82	6	30	36	42
R	14	J. CHEECHOO	66	12	17	29	59
R	25	MIKE GRIER	62	10	13	23	25
L	24	TRAVIS MOEN	(ANA)	63	4	7	11
		(S.J.)	19	3	2	5	14
		(TTL)	82	7	9	16	91
C	39	*TOMAS PLIHAL	64	5	8	13	22
C	27	JEREMY ROENICK	42	4	9	13	24
C	11	MARCEL GOC	55	2	9	11	18
D	21	ALEXEI SEMENOV	47	1	7	8	57
D	37	BRAD LUKOWICH	58	0	8	8	12
D	3	DOUGLAS MURRAY	75	0	7	7	38
L	64	*JAMIE MCGINN	35	4	2	6	2
D	40	KENT HUSKINS	(ANA)	33	2	4	6
L	43	*LUKAS KASPAR	13	2	2	4	8
L	45	JODY SHELLEY	70	2	2	4	116
R	59	*BRAD STAUBITZ	35	1	2	3	76
R	47	TOM CAVANAGH	17	1	1	2	4
R	32	CLAUDE LEMIEUX	18	0	1	1	21
G	20	EVGENI NABOKOV	62	0	1	1	12
C	40	*RILEY ARMSTRONG	2	0	0	0	4
R	53	*RYAN VESCE	10	0	0	0	4
D	65	*DEREK JOSLIN	12	0	0	0	6
G	33	BRIAN BOUCHER	22	0	0	0	2

\* — ROOKIE

## GAME-BY-GAME RESULTS

GA	DATE	OPPONENT	RESULT	RECORD
1	10/9	ANAHEIM	4-1 W	1-0-0
2	10/11	LOS ANGELES	3-1 W	2-0-0
3	10/12	@LOS ANGELES	1-0 W	3-0-0
4	10/14	COLUMBUS	5-2 W	4-0-0
5	10/17	@ANAHEIM	0-4 L	4-1-0
6	10/18	PHILADELPHIA	5-4 W*	5-1-0
7	10/22	@PHILADELPHIA	7-6 W**	6-1-0
8	10/24	@FLORIDA	3-4 L	6-2-0
9	10/25	@TAMPA BAY	3-0 W	7-2-0
10	10/28	PITTSBURGH	2-1 W	8-2-0
11	10/30	DETROIT	4-2 W	9-2-0
12	11/2	@COLORADO	5-3 W	10-2-0
13	11/4	MINNESOTA	3-1 W	11-2-0
14	11/6	ST. LOUIS	5-4 W**	12-2-0
15	11/8	DALLAS	2-1 W	13-2-0
16	11/9	@PHOENIX	2-4 L	13-3-0
17	11/11	NASHVILLE	3-4 L*	13-3-1
18	11/13	CALGARY	6-1 W	14-3-1
19	11/16	@CHICAGO	6-5 W	15-3-1
20	11/17	@NASHVILLE	4-1 W	16-3-1
21	11/22	WASHINGTON	7-2 W	17-3-1
22	11/26	CHICAGO	3-2 W	18-3-1
23	11/28	@DALLAS	6-2 W	19-3-1
24	11/29	@PHOENIX	3-2 W	20-3-1
25	12/2	TORONTO	5-2 W	21-3-1
26	12/4	COLUMBUS	3-2 W	22-3-1
27	12/6	EDMONTON	2-3 L*	22-3-2
28	12/11	ANAHEIM	2-0 W	23-3-2
29	12/13	ST. LOUIS	5-4 W	24-3-2
30	12/15	@LOS ANGELES	3-2 W**	25-3-2
31	12/17	@COLUMBUS	1-2 L*	25-3-3
32	12/18	@DETROIT	0-6 L	25-4-3
33	12/20	NY RANGERS	3-2 W	26-4-3
34	12/23	VANCOUVER	5-0 W	27-4-3
35	12/27	@ST. LOUIS	2-3 L*	27-4-4
36	12/29	@DALLAS	3-1 W	28-4-4
37	12/31	@MINNESOTA	2-3 L*	28-4-5
38	1/3	NY ISLANDERS	5-3 W	29-4-5
39	1/6	@CALGARY	2-5 L	29-5-5
40	1/9	@EDMONTON	4-1 W	30-5-5
41	1/10	@VANCOUVER	4-2 W	31-5-5
42	1/13	TAMPA BAY	7-1 W	32-5-5
43	1/15	CALGARY	1-3 L	32-6-5
44	1/17	DETROIT	6-5 W	33-6-5
45	1/20	VANCOUVER	2-1 W*	34-6-5
46	1/27	@COLORADO	3-1 W	35-6-5
47	1/29	PHOENIX	2-0 W	36-6-5
48	1/31	CHICAGO	2-4 L	36-7-5
49	2/5	CAROLINA	3-4 L**	36-7-6
50	2/7	@COLUMBUS	2-3 L*	36-7-7
51	2/10	@BOSTON	5-2 W	37-7-7
52	2/11	@PITTSBURGH	1-2 L**	37-7-8
53	2/13	@BUFFALO	5-6 L**	37-7-9
54	2/15	@NEW JERSEY	5-6 L	37-8-9
55	2/17	EDMONTON	4-2 W	38-8-9
56	2/19	LOS ANGELES	4-2 W	39-8-9
57	2/21	ATLANTA	3-1 W	40-8-9
58	2/23	@DALLAS	1-0 W	41-8-9
59	2/25	@DETROIT	1-4 L	41-9-9
60	2/26	@OTTAWA	2-1 W	42-9-9
61	2/28	@MONTREAL	2-3 L	42-10-9
62	3/1	DALLAS	1-4 L	42-11-9
63	3/5	MINNESOTA	3-4 L*	42-11-10
64	3/7	@VANCOUVER	1-3 L	42-12-10
65	3/10	@MINNESOTA	5-4 W*	43-12-10
66	3/12	@ST. LOUIS	1-3 L	43-13-10
67	3/14	LOS ANGELES	2-1 W**	44-13-10
68	3/15	@ANAHEIM	1-0 W	45-13-10
69	3/17	@PHOENIX	3-4 L	45-14-10
70	3/19	NASHVILLE	3-2 W**	46-14-10
71	3/21	DALLAS	5-2 W	47-14-10
72	3/22	COLORADO	3-1 W	48-14-10
73	3/25	@CHICAGO	4-6 L**	48-14-11
74	3/26	@NASHVILLE	2-3 L	48-15-11
75	3/28	PHOENIX	3-2 W	49-15-11
76	3/30	@CALGARY	2-1 W	50-15-11
77	4/2	@EDMONTON	2-1 W	51-15-11
78	4/4	ANAHEIM	2-5 L	51-16-11
79	4/5	@ANAHEIM	3-2 W	52-16-11
80	4/7	COLORADO	1-0 W	53-16-11
81	4/9	PHOENIX	1-4 L	53-17-11
82	4/11	@LOS ANGELES	3-4 L	53-18-11

\* — OVERTIME

\*\* — SHOOTOUT

## GOALTENDERS

NO.	GOALTENDER	GP	MIN	AVG	W	L	T	EN	SO	GA	SA	SV %	G	A	PIM
33	BRIAN BOUCHER	22	1291	2.18	12	6	3	2	2	47	563	.917	0	0	2
20	E. NABOKOV	62	3686	2.44	41	12	8	0	7	150	1663	.910	0	1	12
	<b>TOTALS</b>	<b>82</b>	<b>5000</b>	<b>2.39</b>	<b>53</b>	<b>18</b>	<b>11</b>	<b>2</b>	<b>9</b>	<b>199</b>	<b>2228</b>	<b>.911</b>			





## 2007-08 SEASON REVIEW

## SEASON HIGHLIGHTS

- San Jose set then-team records for most points (108) and points percentage (.659), road wins (27), most road points (58), fewest shots allowed (1,981), fewest power play goals allowed (44) and fewest regulation losses (23) in a single season.
- San Jose also set team standards for longest overall winning streak (11 games, Feb. 21, 2008 at Philadelphia through March 14, 2008 vs. St. Louis), longest road winning streak (10 games, Nov. 14, 2007 at Dallas through Dec. 31, 2007 at Minnesota), most consecutive overall games recording a point (20, Feb. 21, 2008 at Philadelphia through April 1, 2008 vs. Los Angeles) and most consecutive road games recording a point (14, Oct. 29, 2007 at Dallas through Jan. 13, 2008 at Anaheim).
- **G. Evgeni Nabokov** finished second in the Vezina Trophy voting after achieving team regular season goaltending records in wins (50), appearances (77), minutes (4,561), most consecutive starts (50) and most consecutive wins (10). Nabokov also played in his second NHL All-Star Game and became the first goaltender since 2002 to stop all of the shots he faced (eight in the second).
- Coach **Ron Wilson** led San Jose to their third Pacific Division Championship, second in this tenure. He became the 11th coach to win 500 NHL games on Feb. 9, 2008 vs. Nashville. Wilson also won his 200th game as Sharks head coach on March 18, 2008 at Los Angeles, surpassing Darryl Sutter to set the record for most wins (206).

## MAJOR TRANSACTIONS

- Relieved Ron Wilson of head coaching duties on May 12, 2008.
- Acquired **D. Brian Campbell** along with a seventh round selection in the 2008 NHL Entry Draft from Buffalo in exchange for RW Steve Bernier and a first round selection in the 2008 NHL Entry Draft on Feb. 26, 2008.

## PACIFIC DIVISION

	GP	W	L	OTL	GF	GA	PTS
SAN JOSE (2)	82	49	23	10	222	193	108
ANAHEIM (4)	82	47	27	8	205	191	102
DALLAS (5)	82	45	30	7	242	207	97
PHOENIX (12)	82	38	37	7	214	231	83
LOS ANGELES (15)	82	32	43	7	231	266	71

## FINAL STATISTICS

P	NO	PLAYER	GP	G	A	PTS	PIM
C	19	JOE THORNTON	82	29	67	96	59
D	51	B. CAMPBELL	(BUF) 63	5	38	43	12
			(S.J.) 20	3	16	19	8
			(TTL) 83	8	54	62	20
L	9	MILAN MICHALEK	79	24	31	55	47
C	12	PATRICK MARLEAU	78	19	29	48	33
C	8	JOE PAVELSKI	82	19	21	40	28
R	14	J. CHEECHOO	69	23	14	37	46
D	52	CRAIG RIVET	74	5	30	35	104
C	27	JEREMY ROENICK	69	14	19	33	26
R	26	**STEVE BERNIER	59	13	10	23	62
R	25	MIKE GRIER	78	9	13	22	24
D	10	CHRISTIAN EHNRHOFF	77	1	21	22	72
C	17	*TORREY MITCHELL	82	10	10	20	50
R	16	*DEVIN SETOGUCHI	44	11	6	17	8
L	34	PATRICK RISSMILLER	79	8	9	17	30
D	24	SANDIS OZOLINS	39	3	13	16	24
D	18	MATT CARLE	62	2	13	15	26
D	44	M-E VLASIC	82	2	12	14	24
D	4	KYLE McLAREN	61	3	8	11	84
D	3	DOUGLAS MURRAY	66	1	9	10	98
C	37	CURTIS BROWN	33	5	4	9	10
C	11	MARCEL GOC	51	5	3	8	12
L	29	RYANE CLOWE	15	3	5	8	22
L	45	JODY SHELLEY	(CBJ) 31	0	0	0	44
			(S.J.) 31	1	6	7	91
			(TTL) 62	1	6	7	135
D	21	ALEXEI SEMENOV	22	1	3	4	36
C	39	*TOMAS PUHL	22	2	1	3	4
G	20	EVGENI NABOKOV	77	0	2	2	12
C	47	*TOM CAVANAGH	1	0	1	1	0
D	5	*ROB DAVISON	15	0	0	0	21
C	46	*MIKE IGGULDEN	1	0	0	0	0
G	30	*DIMITRI PATZOLD	3	0	0	0	0
L	43	*LUKAS KASPAR	3	0	0	0	0
G	1	*THOMAS GREISS	3	0	0	0	0
G	33	BRIAN BOUCHER	5	0	0	0	0

\* — ROOKIE

\*\* — TRADED DURING THE SEASON (STATS ARE WITH SAN JOSE ONLY)

## GAME-BY-GAME RESULTS

GA	DATE	OPPONENT	RESULT	RECORD
1	10/4	@ EDMONTON	2-3 L**	0-0-1
2	10/5	@ VANCOUVER	3-1 W	1-0-1
3	10/7	@ COLORADO	2-6 L	1-1-1
4	10/10	@ CHICAGO	2-1 W	2-1-1
5	10/13	BOSTON	1-2 L	2-2-1
6	10/15	@ VANCOUVER	4-2 W	3-2-1
7	10/18	DETROIT	2-4 L	3-3-1
8	10/20	NASHVILLE	3-0 W	4-3-1
9	10/22	@ CALGARY	4-1 W	5-3-1
10	10/26	@ DETROIT	1-5 L	5-4-1
11	10/27	@ COLUMBUS	1-2 L	5-5-1
12	10/29	@ DALLAS	4-2 W	6-5-1
13	11/2	LOS ANGELES	2-5 L	6-6-1
14	11/3	@ LOS ANGELES	3-1 W	7-6-1
15	11/7	DALLAS	1-3 L	7-7-1
16	11/9	@ ANAHEIM	2-3 L**	7-7-2
17	11/10	PHOENIX	4-1 W	8-7-2
18	11/12	PHOENIX	5-0 W	9-7-2
19	11/14	@ DALLAS	4-3 W**	10-7-2
20	11/15	@ PHOENIX	6-0 W	11-7-2
21	11/17	ANAHEIM	1-2 L**	11-7-3
22	11/24	LOS ANGELES	1-2 L	11-8-3
23	11/28	LOS ANGELES	2-3 L**	11-8-4
24	11/30	COLORADO	3-2 W	12-8-4
25	12/3	@ COLORADO	3-2 W	13-8-4
26	12/5	@ DALLAS	3-2 W	14-8-4
27	12/7	@ PHOENIX	1-0 W	15-8-4
28	12/8	BUFFALO	1-7 L	15-9-4
29	12/11	MINNESOTA	4-1 W	16-9-4
30	12/13	MINNESOTA	5-2 W	17-9-4
31	12/15	DALLAS	2-1 W	17-10-4
32	12/16	@ ANAHEIM	2-1 W	18-10-4
33	12/18	ANAHEIM	0-2 L	18-11-4
34	12/20	PHOENIX	2-3 L**	18-11-5
35	12/22	ANAHEIM	2-5 L	18-12-5
36	12/26	@ LOS ANGELES	3-2 W	19-12-5
37	12/28	@ ST. LOUIS	1-0 W	20-12-5
38	12/29	@ NASHVILLE	5-2 W	21-12-5
39	12/31	@ MINNESOTA	3-2 W	22-12-5
40	1/3	CALGARY	2-3 L	22-12-6
41	1/5	COLUMBUS	3-2 W	23-12-6
42	1/10	VANCOUVER	3-1 W	24-12-6
43	1/12	TORONTO	3-2 W	25-12-6
44	1/13	@ ANAHEIM	3-4 L*	25-12-7
45	1/15	@ PHOENIX	3-5 L	25-13-7
46	1/17	DALLAS	2-4 L	25-14-7
47	1/19	DETROIT	3-6 L	25-15-7
48	1/22	CHICAGO	3-2 W	26-15-7
49	1/24	ST. LOUIS	4-1 W	27-15-7
50	1/29	@ EDMONTON	3-0 W	28-15-7
51	1/30	@ CALGARY	4-5 L	28-16-7
52	2/2	CHICAGO	3-2 W**	29-16-7
53	2/6	COLORADO	1-3 L	29-17-7
54	2/8	COLUMBUS	2-1 W	30-17-7
55	2/9	NASHVILLE	4-3 W	31-17-7
56	2/12	CALGARY	3-4 L*	31-17-8
57	2/14	EDMONTON	2-3 L	31-18-8
58	2/17	@ NY RANGERS	1-3 L	31-19-8
59	2/18	@ NEW JERSEY	2-3 L	31-20-8
60	2/20	@ PHOENIX	2-3 L	31-21-8
61	2/21	@ PHILADELPHIA	3-1 W	32-21-8
62	2/24	@ PITTSBURGH	3-1 W**	33-21-8
63	2/27	@ COLUMBUS	4-2 W	34-21-8
64	2/29	@ DETROIT	3-2 W	35-21-8
65	3/1	@ ST. LOUIS	2-0 W	36-21-8
66	3/3	MONTREAL	6-4 W	37-21-8
67	3/5	OTTAWA	3-2 W*	38-21-8
68	3/7	@ CHICAGO	3-2 W	39-21-8
69	3/9	@ MINNESOTA	3-2 W**	40-21-8
70	3/11	@ NASHVILLE	2-1 W	41-21-8
71	3/14	ST. LOUIS	4-1 W	42-21-8
72	3/16	EDMONTON	1-2 L*	42-21-9
73	3/18	@ LOS ANGELES	2-1 W	43-21-9
74	3/19	MINNESOTA	4-3 W**	44-21-9
75	3/21	ANAHEIM	2-1 W	45-21-9
76	3/25	@ PHOENIX	4-5 L*	45-21-10
77	3/27	DALLAS	3-2 W*	46-21-10
78	3/28	@ ANAHEIM	3-1 W	47-21-10
79	3/30	PHOENIX	3-1 W	48-21-10
80	4/1	LOS ANGELES	5-2 W	49-21-10
81	4/3	@ LOS ANGELES	2-4 L	49-22-10
82	4/6	@ DALLAS	2-4 L	49-23-10

\* — OVERTIME

\*\* — SHOOTOUT

## GOALTENDERS

NO.	GOALTENDER	GP	MINS	AVG	W	L	T	EN	SO	GA	SA	SV %	G	A	PIM
33	BRIAN BOUCHER	5	238	1.76	3	1	1	0	1	7	103	.932	0	0	0
20	E. NABOKOV	77	4561	2.14	46	21	8	6	6	163	1802	.910	0	2	12
1	*THOMAS GREISS	3	129	3.26	0	1	1	0	0	7	50	.860	0	0	0
30	*D. PATZOLD	3	44	5.45	0	0	0	0	0	4	20	.800	0	0	0
	TOTALS	82	5000	2.24	49	23	10	6	7	187	1981	.906			





## 2006-07 SEASON REVIEW

## SEASON HIGHLIGHTS

- San Jose set a franchise record and led the League with 26 road wins. In addition, the Sharks set club marks for wins in a season (51) and points (107).
- Goalenders **Evgeni Nabokov** (seven) and **Vesa Toskala** (four) combined to tie a San Jose record with 11 shutouts.
- Defensemen **Marc-Edouard Vlasic** and **Matt Carle** were named to the NHL All-Rookie Team. The duo became the second pair of defensive teammates in NHL history to be named to the team in the same year (1991-92 — Detroit's Nicklas Lidstrom and Vladimir Konstantinov).
- C **Patrick Marleau** broke the franchise record for most goals in franchise history (Owen Nolan, 206) with the game-winner vs. Los Angeles on Jan. 11. Marleau also surpassed Nolan's all-time marks for points (451), assists (245) and Mike Rathje's standard for games played (671).
- San Jose set an NHL record by playing in 49 consecutive games without going into overtime (surpassing Toronto's 41 in 1996-97).
- Ron Wilson** became the 13th coach in NHL history to coach in 1,000 games on March 18 at Colorado.

## MAJOR TRANSACTIONS

- Acquired **D Craig Rivet** and a fifth round selection in the 2008 NHL Entry Draft from Montreal in exchange for D Josh Gorges and San Jose's first selection in the 2007 NHL Entry Draft on Feb. 25, 2007.
- Acquired **RW Bill Guerin** from St. Louis in exchange for LW Ville Nieminen, RW Jay Barriball and a first round selection in the 2007 NHL Entry Draft on Feb. 27, 2007.

## PACIFIC DIVISION

	GP	W	L	OTL	GF	GA	PTS
ANAHEIM (2)	82	48	20	14	258	208	110
<b>SAN JOSE (5)</b>	<b>82</b>	<b>51</b>	<b>26</b>	<b>5</b>	<b>258</b>	<b>199</b>	<b>107</b>
DALLAS (6)	82	50	25	7	226	197	107
LOS ANGELES (14)	82	27	41	14	227	283	68
PHOENIX (15)	82	31	46	5	216	284	67

## FINAL STATISTICS

P	NO	PLAYER	GP	G	A	PTS	PIM
C	19	JOE THORNTON	82	22	92	114	44
C	12	PATRICK MARLEAU	77	32	46	78	33
R	14	J. CHEECHOO	76	37	32	69	69
R	9	M. MICHALEK	78	26	40	66	36
R	13	BILL GUERIN	(STL) 61	28	19	47	52
			(S.J) 16	8	1	9	14
			(TTL) 77	36	20	56	66
D	18	*MATT CARLE	77	11	31	42	30
L	29	*RYANE CLOWE	58	16	18	34	78
R	25	MIKE GRIER	81	16	17	33	43
D	10	C. EHRRHOFF	82	10	23	33	63
R	26	STEVE BERNIER	62	15	16	31	29
C	8	*JOE PAVELSKI	46	14	14	28	18
D	44	*M-E VLASIC	81	3	23	26	118
D	52	CRAIG RIVET	(MTL) 54	6	10	16	57
			(S.J) 17	1	7	8	12
			(TTL) 71	7	17	24	69
D	22	SCOTT HANNAN	79	4	20	24	38
C	34	PATRICK RISSMILLER	79	7	15	22	22
L	7	MARK BELL	71	11	10	21	83
C	37	CURTIS BROWN	78	8	12	20	56
D	4	KYLE McLAREN	67	5	12	17	61
C	11	MARCEL GOC	78	5	8	13	24
C	16	MARK SMITH	41	3	10	13	42
D	6	**JOSH GORGES	47	1	3	4	26
D	3	DOUGLAS MURRAY	35	0	3	3	31
G	35	VESA TOSKALA	38	0	3	2	0
D	5	ROB DAVIDSON	22	0	2	2	27
L	15	**VILLE NIEMINEN	30	1	1	2	14
R	29	**SCOTT PARKER	11	0	0	0	22
G	20	EVGENI NABOKOV	50	0	0	0	6
L	49	MATHIEU DARCHÉ	2	0	0	0	0
C	39	*TOMAS PILHAL	3	0	0	0	0

\* — ROOKIE

\*\* — TRADED DURING THE SEASON (SAN JOSE STATS ONLY)

## GAME-BY-GAME RESULTS

GA	DATE	OPPONENT	RESULT	RECORD
1	10/5	ST. LOUIS	5-4 W*	1-0-0
2	10/7	NY ISLANDERS	2-0 W	2-0-0
3	10/9	@ CALGARY	4-1 W	3-0-0
4	10/12	@ EDMONTON	4-6 L	3-1-0
5	10/13	@ VANCOUVER	6-4 W	4-1-0
6	10/17	DALLAS	2-0 W	5-1-0
7	10/19	DETROIT	5-1 W	6-1-0
8	10/21	MINNESOTA	1-4 L	6-2-0
9	10/23	@ COLUMBUS	3-0 W	7-2-0
10	10/25	@ DETROIT	1-2 L	7-3-0
11	10/26	@ NASHVILLE	3-4 L	7-4-0
12	10/29	@ TAMPA BAY	4-2 W	8-4-0
13	10/31	@ FLORIDA	2-1 W	9-4-0
14	11/2	NY RANGERS	1-3 L	9-5-0
15	11/4	PITTSBURGH	3-2 W	10-5-0
16	11/7	MINNESOTA	3-1 W	11-5-0
17	11/9	@ LOS ANGELES	7-3 W	12-5-0
18	11/11	@ PHOENIX	2-1 W	13-5-0
19	11/13	@ LOS ANGELES	2-4 L	13-6-0
20	11/15	@ COLORADO	4-3 W	14-6-0
21	11/18	PHILADELPHIA	6-1 W	15-6-0
22	11/21	@ ANAHEIM	0-5 L	15-7-0
23	11/22	LOS ANGELES	6-3 W	16-7-0
24	11/25	NEW JERSEY	2-0 W	17-7-0
25	11/28	@ ST. LOUIS	2-0 W	18-7-0
26	11/29	@ MINNESOTA	2-1 W	19-7-0
27	12/2	@ DETROIT	3-2 W	20-7-0
28	12/4	@ DALLAS	0-1 L	20-8-0
29	12/7	COLORADO	2-5 L	20-9-0
30	12/9	NASHVILLE	3-1 W	21-9-0
31	12/11	PHOENIX	4-0 W	22-9-0
32	12/12	@ LOS ANGELES	3-1 W	23-9-0
33	12/14 L	OS ANGELES	2-4 L	23-10-0
34	12/16	ANAHEIM	4-3 W	24-10-0
35	12/21	DALLAS	0-3 L	24-11-0
36	12/23	CALGARY	4-1 W	25-11-0
37	12/26	ANAHEIM	3-4 L	25-12-0
38	12/28	PHOENIX	2-3 L	25-13-0
39	12/30	@ PHOENIX	0-8 L	25-14-0
40	12/31	@ DALLAS	4-2 W	26-14-0
41	1/4	DETROIT	9-4 W	27-14-0
42	1/6	COLUMBUS	5-2 W	28-14-0
43	1/10	EDMONTON	2-3 L	28-15-0
44	1/11	@ LOS ANGELES	5-2 W	29-15-0
45	1/13	@ PHOENIX	4-1 W	30-15-0
46	1/15	COLORADO	3-1 W	31-15-0
47	1/18	PHOENIX	5-2 W	32-15-0
48	1/20	ST. LOUIS	0-1 L	32-16-0
49	1/28	@ EDMONTON	5-1 W	33-16-0
50	1/28	@ VANCOUVER	1-3 L	33-17-0
51	1/30	DALLAS	2-3 L**	33-17-1
52	2/1	DALLAS	2-4 L	33-18-1
53	2/3	CHICAGO	4-2 W	34-18-1
54	2/6	ANAHEIM	4-7 L	34-19-1
55	2/7	@ ANAHEIM	3-2 W	35-19-1
56	2/13	@ ST. LOUIS	6-5 W	36-19-1
57	2/14	@ NASHVILLE	0-5 L	36-20-1
58	2/16	@ COLUMBUS	0-3 L	36-21-1
59	2/18	@ DALLAS	2-5 L	36-22-1
60	2/21	@ WASHINGTON	3-2 W**	37-22-1
61	2/22	@ CHICAGO	2-0 W	38-22-1
62	2/24	@ CALGARY	4-7 L	38-23-1
63	2/26	ANAHEIM	2-3 L	38-24-1
64	2/28	NASHVILLE	3-4 L**	38-24-2
65	3/2	@ ANAHEIM	1-3 L	38-25-2
66	3/4	@ DALLAS	4-0 W	39-25-2
67	3/6	@ MINNESOTA	3-0 W	40-25-2
68	3/9	VANCOUVER	1-2 L*	40-25-3
69	3/11	EDMONTON	3-0 W	41-25-3
70	3/13	CHICAGO	7-1 W	42-25-3
71	3/15	@ PHOENIX	5-1 W	43-25-3
72	3/16	COLUMBUS	3-0 W	44-25-3
73	3/18	@ COLORADO	3-4 L*	44-25-4
74	3/21	@ CHICAGO	4-1 W	45-25-4
75	3/22	@ ATLANTA	5-1 W	46-25-4
76	3/24	@ CAROLINA	4-6 L	46-26-4
77	3/27	LOS ANGELES	3-1 W	47-26-4
78	3/30	PHOENIX	4-2 W	48-26-4
79	4/1	LOS ANGELES	6-2 W	49-26-4
80	4/4	@ ANAHEIM	3-2 W**	50-26-4
81	4/5	CALGARY	4-3 W	51-26-4
82	4/7	VANCOUVER	4-4 L*	51-26-5

\* — OVERTIME

\*\* — SHOOTOUT

## GOALTENDERS

NO.	GOALTENDER	GP	MIN	AVG	W	L	T	EN	SO	GA	SA	SV %	G	A	PIM
20	EVGENI NABOKOV	50	2778	2.29	25	16	4	4	7	106	1227	.914	0	0	6
35	VESA TOSKALA	38	2142	2.35	26	10	1	3	4	84	915	.908	0	3	0
	<b>TOTALS</b>	<b>82</b>	<b>4947</b>	<b>2.39</b>	<b>51</b>	<b>26</b>	<b>5</b>	<b>7</b>	<b>11</b>	<b>197</b>	<b>2149</b>	<b>.908</b>	<b>0</b>	<b>3</b>	<b>6</b>





## 2005-06 SEASON REVIEW

## SEASON HIGHLIGHTS

- The Sharks acquired **C Joe Thornton** as part of a four-player deal with Boston on Nov. 30.
- Thornton became the first Sharks player to win the Art Ross Trophy (scoring title) and the Hart Memorial Trophy (Most Valuable Player). Thornton was also voted as the "Sharks Player of the Year" and was a finalist for the Lester B. Pearson Award (MVP as chosen by the players).
- **RW Jonathan Cheechoo** received the Maurice "Rocket" Richard Trophy for leading the League and becoming the first Sharks player to score 50-plus goals in a season (56).
- **C Patrick Marleau** broke the franchise record for most points in a season (Owen Nolan, 84 in 1999-00) when he assisted on Cheechoo's game-winning power play goal on April 10 in Phoenix.
- San Jose set franchise records in goals scored (266), power play goals scored (91), most shots on goal (2,483) and power play percentage (18.2%).

## MAJOR TRANSACTIONS

- Acquired **C Joe Thornton** from Boston in exchange for D Brad Stuart, C Wayne Primeau and C Marco Sturm on Nov. 30, 2005.
- Acquired **LW Ville Nieminen** from the N.Y. Rangers in exchange for a third round selection (83rd overall) in the 2006 NHL Entry Draft on March 6, 2006.

## PACIFIC DIVISION

	GP	W	L	T	OTL	GF	GA	PTS
DALLAS (2)	82	53	23	6	2	65	218	112
SAN JOSE (5)	82	44	27	11	2	66	242	99
ANAHEIM (6)	82	43	27	12	2	54	229	98
LOS ANGELES (10)	82	42	35	5	2	49	270	89
PHOENIX (12)	82	38	39	5	2	46	271	81

## FINAL STATISTICS

P	NO	PLAYER	GP	G	A	PTS	PIM
C	19	JOE THORNTON	(BOS) 23	9	24	33	6
			(SJ) 58	20	72	92	55
			(TTL) 81	29	96	125	61
R	14	J. CHEECHOO	82	56	37	93	58
C	12	PATRICK MARLEAU	82	34	52	86	26
L	28	NILS EKMAN	77	21	36	57	54
D	42	TOM PREISSING	74	11	32	43	26
R	9	*MILAN MICHALEK	81	17	18	35	45
R	26	*STEVE BERNIER	39	14	13	27	35
C	10	ALYN MCCAULEY	76	12	14	26	30
C	16	MARK SMITH	80	9	15	24	97
L	15	VILLE NIEMINEN	(NYR) 48	5	12	17	53
			(SJ) 22	3	4	7	10
			(TTL) 70	8	16	24	63
D	22	SCOTT HANNAN	81	6	18	24	58
D	44	C. EHROFF	64	5	18	23	32
D	4	KYLE MCLAREN	77	2	21	23	66
C	37	*G. STEVENSON	47	10	12	22	14
L	17	*MARCEL GOC	81	8	14	22	22
C	11	SCOTT THORNTON	71	10	11	21	84
L	19	MARCO STURM	23	6	10	16	16
R	23	*NIKO DIMITRAKOS	45	4	12	16	26
D	7	*BRAD STUART	23	2	10	12	14
L	24	*JOSH LANGFELD	39	2	9	11	16
C	15	**WAYNE PRIMEAU	21	5	3	8	17
D	25	*MATT CARLE	12	3	3	6	14
C	34	P. RISSMILLER	18	3	3	6	8
D	5	ROB DAVISON	69	1	5	6	76
D	6	*JOSH GORGES	49	0	6	6	31
L	29	*RYAN CLOWE	18	0	2	2	9
D	21	JIM FAHEY	21	0	2	2	14
R	27	SCOTT PARKER	10	1	0	1	38
D	41	*DOUG MURRAY	34	0	1	1	27
G	35	VESA TOSKALA	37	0	1	1	4
G	20	EVGENI NABOKOV	45	0	1	1	18
G	31	*N. SCHAEFER	7	0	0	0	2

\* — ROOKIE \*\* — TRADED DURING THE SEASON (SAN JOSE STATS ONLY)

## GAME-BY-GAME RESULTS

GA	DATE	OPPONENT	RESULT	RECORD
1	10/5	@ NASHVILLE	2-3 L	0-1-0
2	10/7	@ CHICAGO	3-6 L	0-2-0
3	10/8	@ ST. LOUIS	7-6 W	1-2-0
4	10/12	COLUMBUS	4-1 W	2-2-0
5	10/15	CHICAGO	4-3 W	3-2-0
6	10/17	@ DETROIT	2-3 L*	3-2-1
7	10/19	@ MINNESOTA	1-6 L	3-3-1
8	10/21	@ COLUMBUS	1-4 L	3-4-1
9	10/22	@ NASHVILLE	1-2 L	3-5-1
10	10/26	@ DALLAS	5-4 W*	4-5-1
11	10/28	@ LOS ANGELES	5-4 W	5-5-1
12	10/29	CALGARY	3-2 W**	6-5-1
13	11/2	NASHVILLE	3-2 W*	7-5-1
14	11/4	@ ANAHEIM	1-0 W*	8-5-1
15	11/5	MINNESOTA	1-3 L	8-6-1
16	11/8	@ COLORADO	2-5 L	8-7-1
17	11/12	DALLAS	2-3 L**	8-7-2
18	11/16	VANCOUVER	1-3 L	8-8-2
19	11/19	PHOENIX	3-4 L**	8-8-3
20	11/21	@ EDMONTON	1-2 L**	8-8-4
21	11/23	@ CALGARY	2-3 L	8-9-4
22	11/24	@ VANCOUVER	2-3 L	8-10-4
23	11/26	DETROIT	6-7 L	8-11-4
24	11/30	@ DALLAS	8-12 L	8-12-4
25	12/2	@ BUFFALO	5-0 W	9-12-4
26	12/3	@ TORONTO	5-4 W	10-12-4
27	12/6	ATLANTA	5-3 W	11-12-4
28	12/8	FLORIDA	6-2 W	12-12-4
29	12/10	CAROLINA	4-3 W	13-12-4
30	12/16	WASHINGTON	4-1 W	14-12-4
31	12/18	@ ANAHEIM	4-5 L	14-13-4
32	12/20	ANAHEIM	4-2 W	15-13-4
33	12/22	@ PHOENIX	1-2 L	15-14-4
34	12/23	ST. LOUIS	1-2 L**	15-15-4
35	12/26	@ LOS ANGELES	3-4 L	15-15-5
36	12/28	PHOENIX	4-5 L	15-16-5
37	12/30	COLORADO	5-2 W	16-16-5
38	1/5	COLUMBUS	6-3 W	17-16-5
39	1/7	LOS ANGELES	3-2 W	18-16-5
40	1/10	@ BOSTON	6-2 W	19-16-5
41	1/12	@ OTTAWA	2-0 W	20-16-5
42	1/14	@ MONTREAL	2-6 L	20-17-5
43	1/16	TAMPA BAY	3-1 W	21-17-5
44	1/19	EDMONTON	2-3 L**	21-17-6
45	1/21	@ LOS ANGELES	4-3 W*	22-17-6
46	1/24	LOS ANGELES	4-1 W	23-17-6
47	1/26	ANAHEIM	0-2 L	23-18-6
48	1/28	@ PHOENIX	2-6 L	23-19-6
49	1/30	@ DALLAS	2-3 L*	23-19-7
50	2/1	@ ANAHEIM	6-4 W	24-19-7
51	2/2	MINNESOTA	2-3 L**	24-19-8
52	2/4	ANAHEIM	0-2 L	24-20-8
53	2/6	CALGARY	3-4 L	24-21-8
54	2/8	CHICAGO	2-1 W	25-21-8
55	2/10	DALLAS	6-3 W	26-21-8
56	2/12	@ PHOENIX	5-4 W*	27-21-8
57	2/28	DETROIT	5-1 W	28-21-8
58	3/3	@ EDMONTON	2-3 L	28-22-8
59	3/4	@ CALGARY	0-2 L	28-23-8
60	3/7	@ ANAHEIM	4-5 L*	28-23-9
61	3/9	EDMONTON	5-2 W	29-23-9
62	3/11	NASHVILLE	3-2 W*	30-23-9
63	3/13	LOS ANGELES	4-3 W	31-23-9
64	3/16	ST. LOUIS	5-2 W	32-23-9
65	3/18	DALLAS	3-4 L**	32-23-10
66	3/19	COLORADO	6-5 W	33-23-10
67	3/21	@ ST. LOUIS	6-0 W	34-23-10
68	3/23	@ DETROIT	0-4 L	34-24-10
69	3/25	@ MINNESOTA	5-1 W	35-24-10
70	3/26	@ CHICAGO	5-4 W*	36-24-10
71	3/28	@ COLUMBUS	1-4 L	36-25-10
72	3/30	PHOENIX	2-5 L	36-26-10
73	4/1	PHOENIX	3-4 L*	36-26-11
74	4/3	@ DALLAS	3-2 W*	37-26-11
75	4/5	@ COLORADO	2-1 W	38-26-11
76	4/8	@ LOS ANGELES	5-0 W	39-26-11
77	4/9	DALLAS	4-1 W	40-26-11
78	4/10	@ PHOENIX	3-2 W	41-26-11
79	4/12	@ VANCOUVER	5-4 W*	42-26-11
80	4/13	VANCOUVER	5-3 W	43-26-11
81	4/15	ANAHEIM	6-3 W	44-26-11
82	4/17	LOS ANGELES	0-4 L	44-27-11

\* — OVERTIME

\*\* — SHOOTOUT

## GOALTENDERS

NO	GOALTENDER	GP	MIN	AVG	W	L	T	EN	SO	GA	SA	SV %	G	A	PIM
31	*N. SCHAEFER	7	352	1.88	5	1	0	1	1	11	138	.920	0	0	2
35	VESA TOSKALA	37	2039	2.56	23	7	4	1	2	87	878	.901	0	1	4
20	EVGENI NABOKOV	45	2575	3.10	16	19	7	2	1	133	1160	.885	0	1	18
TOTALS		82	4996	2.82	44	27	11	4	5	235	2180	.892	0	2	24

EVGENI NABOKOV AND NOLAN SCHAEFER shared a shutout vs. Buffalo on Dec. 2, 2005.





## 2003-04 SEASON REVIEW

## SEASON HIGHLIGHTS

- For the first time in franchise history, the San Jose Sharks advanced to the Western Conference Finals.
- The Sharks captured their second Pacific Division title by recording a franchise-best 104 points in the regular season.
- The Sharks set records in road points (47), shutouts (11) and most wins in a calendar month (10 — March).
- San Jose set a record by playing 11 consecutive home games without a loss from Nov. 15-Dec. 29 (7-0-4-0) and by recording eight consecutive home wins from Jan.-March 3.
- **RW Jonathan Cheechoo** set a franchise record with nine game-winning goals on the season.
- **LW Nils Ekman** set a franchise record by compiling a plus-30 plus/minus rating for the season.
- **G Evgeni Nabokov** set a franchise record with nine shutouts.
- **D Brad Stuart** scored two goals in the last 17 seconds of regulation on April 4, 2003 vs. Los Angeles.

## MAJOR TRANSACTIONS

- Acquired **C Curtis Brown** from Buffalo in a three-team trade. Traded **C Brad Boyes** to Boston in exchange for **D Jeff Jillson**. Jillson was immediately sent to Buffalo along with the Sharks ninth-round selection (ninth round eliminated after 2004 NHL Entry Draft) in the 2005 NHL Entry Draft in exchange for **Brown** and **D Andy Delmore**. Delmore was then traded by San Jose to Boston for future considerations (all on March 9, 2004).
- Acquired **D Jason Marshall** from Minnesota in exchange for a fifth round selection (161st overall) in the 2004 NHL Entry Draft on March 3, 2004.
- Acquired a fifth round selection (152nd overall, traded to Florida on June 27, 2004) and future considerations from Calgary in exchange for **LW Lynn Loyns** on Jan. 9, 2004.
- Acquired a second round selection (35th overall, **D Marc-Edouard Vlasic**) in the 2005 NHL Entry Draft from Calgary in exchange for **G Miikka Kiprusoff** on Nov. 16, 2003.

## PACIFIC DIVISION

	GP	W	L	T	OTL	GF	GA	PTS
<b>SAN JOSE (2)</b>	<b>82</b>	<b>43</b>	<b>21</b>	<b>12</b>	<b>6</b>	<b>219</b>	<b>183</b>	<b>104</b>
DALLAS (5)	82	41	26	13	2	194	175	97
LOS ANGELES (11)	82	28	29	16	9	205	217	81
ANAHEIM (12)	82	29	35	10	8	184	213	76
PHOENIX (13)	82	22	36	18	6	188	245	68

## FINAL STATISTICS

P	NO	PLAYER	GP	G	A	PTS	PIM
C	12	PATRICK MARLEAU	80	28	29	57	24
L	28	NILS EKMAN	82	22	33	55	34
R	14	J. CHEECHOO	81	28	19	47	33
C	10	ALYN McCALLUEY	82	20	27	47	28
L	19	MARCO STURM	64	21	20	41	36
C	25	V. DAMPHOUSSE	82	12	29	41	66
D	7	BRAD STUART	77	9	30	39	34
L	94	A. KOROLUK	63	19	18	37	18
C	15	WAYNE MURPHY	72	9	20	29	90
L	17	SCOTT THORNTON	80	13	14	27	84
C	18	MIKE RICO	71	7	19	26	40
C	37	CURTIS BROWN	12	2	2	4	6
R	23	*N. DIMITRAKOS	68	9	15	24	49
D	4	KYLE MCLAREN	64	2	22	24	60
D	22	SCOTT HANNAN	82	6	15	21	48
D	42	*TOM PREISSING	69	2	17	19	12
D	2	MIKE RATHJUE	80	2	17	19	46
D	44	*C. EHRHOF	41	1	11	12	14
D	13	TODD HARVEY	47	4	5	9	38
D	6	JASON MARSHALL	12	0	2	2	8
C	16	MARK SMITH	36	1	3	4	72
R	27	SCOTT PARKER	50	1	3	4	101
D	5	*ROB DAVISON	55	0	3	3	92
D	21	JIM FAHEY	15	0	2	2	18
R	9	*MILAN MICHALEK	2	1	0	1	4
G	35	VESA TOSKALA	28	0	1	1	2
C	24	*BRAD BOYES	1	0	0	0	2
R	32	*MIROSLAV ZALESAK	2	0	0	0	0
C	34	*PATRICK RISSMILLER	4	0	0	0	0
G	20	EVGENI NABOKOV	59	0	0	0	14

\* — ROOKIE

## GAME-BY-GAME RESULTS

GA	DATE	OPPONENT	RESULT	RECORD
1	10/09	@EDMONTON	2-5 L	0-1-0-0
2	10/11	@CALGARY	2-3 L	0-2-0-0
3	10/12	@MINNESOTA	3-2 W	1-2-0-0
4	10/16	PHILADELPHIA	0-0 T	1-2-1-0
5	10/18	OTTAWA	1-4 L	1-3-1-0
6	10/21	ANAHEIM	0-2 L	1-4-1-0
7	10/23	CHICAGO	3-3 T	1-4-2-0
8	10/25	PHOENIX	4-4 T	1-4-3-0
9	10/28	@CAROLINA	0-3 L	1-5-3-0
10	10/31	@TAMPA BAY	2-2 T	1-5-4-0
11	11/01	@FLORIDA	6-2 W	2-5-4-0
12	11/02	@ATLANTA	2-2 T	2-5-5-0
13	11/05	@NEW JERSEY	2-3 W*	2-5-5-1
14	11/06	@BOSTON	5-5 T	2-5-6-1
15	11/08	@WASHINGTON	3-2 W	3-5-6-1
16	11/11	COLORADO	3-4 L	3-6-6-1
17	11/13	ST. LOUIS	3-4 W*	3-6-6-2
18	11/15	TORONTO	2-2 T	3-6-7-2
19	11/18	N.Y. RANGERS	2-2 T	3-6-8-2
20	11/21	@PHOENIX	5-0 W	4-6-8-2
21	11/22	NASHVILLE	3-1 W	5-6-8-2
22	11/26	CHICAGO	2-2 W	6-6-8-2
23	11/28	@MINNESOTA	2-1 W	7-6-8-2
24	11/30	@EDMONTON	2-1 W	8-6-8-2
25	12/02	@CALGARY	1-3 L	8-7-8-2
26	12/04	COLORADO	2-2 T	8-7-9-2
27	12/06	DALLAS	2-1 W	9-7-9-2
28	12/10	@ANAHEIM	2-3 L	9-8-9-2
29	12/11	EDMONTON	2-2 T	9-8-10-2
30	12/13	ANAHEIM	2-0 W	10-8-10-2
31	12/17	@DETROIT	2-3 W*	10-8-10-3
32	12/18	@ST. LOUIS	2-4 L	10-9-10-3
33	12/21	@ANAHEIM	2-1 W	11-9-10-3
34	12/22	ANAHEIM	2-1 W	12-9-10-3
35	12/26	LOS ANGELES	5-0 W	13-9-10-3
36	12/27	@LOS ANGELES	4-4 T	13-9-11-3
37	12/29	NASHVILLE	5-2 W	14-9-11-3
38	12/31	@COLUMBUS	1-0 W	15-9-11-3
39	1/2	@CHICAGO	1-2 L	15-10-11-3
40	1/3	@ST. LOUIS	3-1 W	16-10-11-3
41	1/5	@VANCOUVER	2-1 W	17-10-11-3
42	1/8	COLUMBUS	2-3 W*	17-10-11-4
43	1/10	ATLANTA	5-2 W	18-10-11-4
44	1/13	DALLAS	0-3 L	18-11-11-4
45	1/15	VANCOUVER	3-1 W	19-11-11-4
46	1/17	@COLORADO	2-1 W	20-11-11-4
47	1/19	DETROIT	2-1 W	21-11-11-4
48	1/21	@PHOENIX	4-2 W	22-11-11-4
49	1/22	PHOENIX	1-2 L	22-12-11-4
50	1/24	MINNESOTA	4-0 W	23-12-11-4
51	1/28	CALGARY	4-1 W	24-12-11-4
52	1/30	@DALLAS	1-3 L	24-13-11-4
53	1/31	@NASHVILLE	2-3 W*	24-13-11-5
54	2/3	FLORIDA	3-0 W	25-13-11-5
55	2/5	PHOENIX	5-0 W	26-13-11-5
56	2/10	@BUFFALO	1-2 L	26-14-11-5
57	2/11	@DETROIT	2-4 L	26-15-11-5
58	2/14	@COLUMBUS	2-1 W*	27-15-11-5
59	2/16	@PHILADELPHIA	5-2 W	28-15-11-5
60	2/18	@NASHVILLE	3-7 L	28-16-11-5
61	2/19	@CHICAGO	6-3 W	29-16-11-5
62	2/23	COLUMBUS	4-2 W	30-16-11-5
63	2/26	@VANCOUVER	2-3 W*	30-16-11-6
64	2/27	PITTSBURGH	4-2 W	31-16-11-6
65	2/29	ST. LOUIS	1-0 W	32-16-11-6
66	3/3	MONTREAL	4-3 W	33-16-11-6
67	3/5	@COLORADO	1-5 L	33-17-11-6
68	3/7	@DALLAS	0-4 L	33-18-11-6
69	3/9	MINNESOTA	3-4 L	33-19-11-6
70	3/11	N.Y. ISLANDERS	5-4 W	34-19-11-6
71	3/13	LOS ANGELES	3-1 W	35-19-11-6
72	3/16	@DALLAS	3-3 T	35-19-12-6
73	3/18	@LOS ANGELES	5-3 W	36-19-12-6
74	3/19	@ANAHEIM	4-2 W	37-19-12-6
75	3/21	EDMONTON	2-5 L	37-20-12-6
76	3/23	DETROIT	5-2 W	38-20-12-6
77	3/25	CALGARY	3-2 W	39-20-12-6
78	3/26	@PHOENIX	3-0 W	40-20-12-6
79	3/28	DALLAS	2-1 W*	41-20-12-6
80	3/31	@LOS ANGELES	3-0 W	42-20-12-6
81	4/2	VANCOUVER	1-4 L	42-21-12-6
82	4/4	LOS ANGELES	4-3 W*	43-21-12-6

\* — OVERTIME

## GOALTENDERS

NO	GOALTENDER	GP	MINS	AVG	W	L	T	EN	SO	GA	SA	SV %	G	A	PIM
35	VESA TOSKALA	28	1541	2.06	12	8	4	3	1	53	760	.930	0	1	2
20	EVGENI NABOKOV	59	3456	2.20	31	19	8	0	9	127	1610	.921	0	1	14
	<b>TOTALS</b>	<b>82</b>	<b>5016</b>	<b>2.19</b>	<b>43</b>	<b>27</b>	<b>12</b>	<b>3</b>	<b>11</b>	<b>183</b>	<b>2373</b>	<b>.923</b>	<b>0</b>	<b>1</b>	<b>16</b>





## 2002-03 SEASON REVIEW

## SEASON HIGHLIGHTS

- Six players scored their first NHL goal — **RW Jonathan Cheechoo**, **D Jim Fahey**, **LW Lynn Loyns**, **RW Niko Dimitrakos**, **D Rob Davison** and **RW Miroslav Zalesak**.
- **Jim Fahey** led all NHL rookie defensemen in points (1-13=20), despite playing in only 43 NHL games.
- **C Vincent Damphousse** became the 71st player to score 400 NHL goals with his tally on Oct. 17 at Edmonton.
- **C Patrick Marleau** played in his 400th NHL game on Oct. 19 vs. Colorado, the youngest current player (23 years, 34 days) to accomplish the feat and the youngest overall since Bob Carpenter in April 1986 (22 years, 268 days)
- **RW Teemu Selanne** was voted to the starting lineup for the Western Conference at the NHL All-Star Game.
- **G Evgeni Nabokov** became the franchise leader in games played, minutes played and decisions.

## MAJOR TRANSACTIONS

- **Doug Wilson** named executive vice president and general manager, May 13, 2003.
- Executive Vice President and General Manager Dean Lombardi relieved of his duties, March 18, 2003.
- Acquired a second round selection in the 2003 NHL Entry Draft from Boston in exchange for **D Dan McGillis**. Acquired **C Wayne Primeau** from Pittsburgh in exchange for **RW Matt Bradley**, March 11, 2003.
- Acquired Colorado's third and fifth round selections in the 2003 NHL Entry Draft in exchange for **D Bryan Marchment**, March 8, 2003.
- Acquired **C Allyn McCauley**, **C Brad Boyes** and a first round draft selection in the 2003 NHL Entry Draft from Toronto in exchange for **RW Owen Nolan**, March 5, 2003.
- Acquired **D Kyle McLaren** and a fourth selection round in the 2004 NHL Entry Draft from Boston in exchange for **G Jeff Jillson** and **D Jeff Jillson**. (Hackett previously acquired from Montreal in exchange for **RW Niklas Sundstrom** and a third round selection in the 2004 NHL Entry Draft), Jan. 23, 2003.
- Acquired **D Dan McGillis** from Philadelphia in exchange for **D Marcus Ragnarsson**, Dec. 6, 2002.
- Named **Ron Wilson** head coach and **Tim Hunter** and **Rob Zettler** assistant coaches, Dec. 4, 2002.
- Head Coach Darryl Sutter and Assistant Coaches Rich Preston and Lorne Molleken relieved of their duties, Dec. 1, 2002.

## PACIFIC DIVISION

	GP	W	L	T	OTL	GF	GA	PTS
DALLAS (1)	82	46	17	15	4	245	169	111
ANAHEIM (7)	82	40	27	9	6	203	193	95
LOS ANGELES (10)	82	33	37	6	6	203	221	78
PHOENIX (11)	82	31	35	11	5	204	230	78
SAN JOSE (14)	82	28	37	9	8	214	239	73

## FINAL STATISTICS

P	NO	PLAYER	GP	G	A	PTS	PIM
R	8	TEEMU SELANNE	82	28	36	64	30
C	25	V. DAMPHOUSSE	82	23	38	61	66
C	12	PATRICK MARLEAU	82	28	29	57	33
L	19	MARCO STURM	82	28	20	48	16
R	11	ROWEN NOLAN	61	22	20	42	91
C	18	MIKE RICCI	75	11	23	34	53
D	2	MIKE RATHJE	82	7	22	29	48
C	10	A. MCCAULEY	64	6	9	15	16
		(TOR)	16	3	7	10	4
		(SJ)	80	9	16	25	20
		(TTL)	81	3	19	22	61
D	22	SCOTT HANNAN	41	9	12	21	41
D	17	SCOTT THORNTON	43	1	19	20	33
D	21	*JIM FAHEY	76	3	16	19	74
R	13	TODD HARVEY	82	9	9	18	32
L	9	ADAM GRIVES	70	5	11	16	55
C	15	W. PRIMEAU	70	5	11	16	55
		(PIT)	7	1	1	2	0
		(SJ)	77	6	12	18	55
		(TTL)	66	9	7	16	39
R	14	*JONATHAN CHEECHOO	37	3	13	16	30
D	3	&DAN MCGILLIS	75	4	11	15	64
C	16	MARK SMITH	36	4	10	14	46
D	7	BRAD STUART	21	6	7	13	3
R	23	*NIKO DIMITRAKOS	47	2	10	12	22
R	24	&N. SUNDBROM	67	2	9	11	108
D	27	&BRYAN MARCHMENT	33	0	8	8	30
D	4	*KYLE MCLAREN	25	1	7	8	30
D	10	&M. RAGNARSSON	26	0	6	6	9
D	5	&JEFF JILLSON	46	2	3	5	37
R	28	&MATT BRADLEY	19	3	0	3	19
L	26	*LYNN LOYNS	10	1	2	3	0
L	46	*M. ZALESAK	15	1	2	3	22
D	38	*ROB DAVISON	7	0	1	1	0
C	41	*RYAN KRAFT	20	0	1	1	9
D	23	&SHAWN HEINS	4	0	0	0	4
L	49	*CHAD WISEMAN	12	0	0	0	11
D	4	JOHN JAKOVIC	16	0	0	0	2
D	53	*JESSE FIBGER	55	0	0	0	10
G	20	EVGENI NABOKOV	11	0	0	0	0
G	29	*YESA TOSKALA	22	0	0	0	0
G	37	*MIKKA KIPRISOFF	22	0	0	0	0

## GOALTENDERS

NO	GOALTENDER	GP	MINS	AVG	W	L	T	EN	SO	GA	SA	SV %	G	A	PIM
29	*YESA TOSKALA	11	537	2.35	4	3	1	1	1	21	287	.927	0	0	0
20	E. NABOKOV	55	3227	2.71	19	28	8	5	3	146	1561	.906	0	0	10
37	*M. KIPRISOFF	22	1199	3.25	5	14	0	1	1	65	537	.879	0	0	0
TOTALS		82	4996	2.87	28	45	9	7	5	239	2392	.900	0	0	10

KEY: \* — rookie &amp; — traded \*\* — includes OTL

## GAME-BY-GAME RESULTS

GA	DATE	OPPONENT	RESULT	RECORD
1	10/10	DETROIT	3-6 L	0-1-0
2	10/12	VANCOUVER	3-5 L	0-2-0
3	10/17	EDMONTON	4-3 W	1-2-0
4	10/19	COLORADO	1-3 L	1-3-0
5	10/21	VANCOUVER	2-5 L	1-4-0
6	10/24	@ NASHVILLE	2-1 W	2-4-0
7	10/25	@ COLUMBUS	5-4 W	3-4-0
8	10/27	@ CHICAGO	2-3 L	3-5-0
9	10/29	@ DETROIT	2-3 L	3-6-0
10	10/31	@ MINNESOTA	1-2 O*	3-6-0-1
11	11/3	@ ANAHEIM	4-3 W	4-6-0-1
12	11/5	LOS ANGELES	5-2 W	5-6-0-1
13	11/7	NASHVILLE	2-2 T	5-6-1-1
14	11/9	MINNESOTA	2-4 L	5-7-1-1
15	11/11	N.Y. RANGERS	4-5 L	5-8-1-1
16	11/13	@ ATLANTA	2-3 O*	5-8-1-2
17	11/15	@ TAMPA BAY	2-4 L	5-9-1-2
18	11/16	@ FLORIDA	7-3 W	6-9-1-2
19	11/19	@ WASHINGTON	3-2 W	7-9-1-2
20	11/21	@ PHILADELPHIA	2-2 T	7-9-2-2
21	11/23	@ PITTSBURGH	1-4 L	7-10-2-2
22	11/25	@ ST. LOUIS	4-1 W	8-10-2-2
23	11/27	@ NASHVILLE	2-4 L	8-11-2-2
24	11/30	PHOENIX	2-3 L	8-12-2-2
25	12/3	@ PHOENIX	3-2 W*	9-12-2-2
26	12/6	COLUMBUS	3-2 W	10-12-2-2
27	12/7	NASHVILLE	10-13 L-2	10-13-2-2
28	12/12	PITTSBURGH	5-2 W	11-13-2-2
29	12/14	WASHINGTON	2-0 W	12-13-2-2
30	12/16	@ N.Y. RANGERS	1-2 O*	12-13-2-3
31	12/17	@ MONTREAL	3-1 W	13-13-2-3
32	12/19	@ OTTAWA	3-9 L	13-14-2-3
33	12/21	@ TORONTO	3-13 L-3	13-14-2-3
34	12/23	@ BOSTON	2-5 L	13-15-3-3
35	12/26	ANAHEIM	4-1 W	14-15-3-3
36	12/28	CHICAGO	3-3 T	14-15-4-3
37	12/30	PHILADELPHIA	2-1 W	15-15-4-3
38	1/2	DALLAS	1-3 L	15-16-4-3
39	1/4	COLORADO	1-6 L	15-17-4-3
40	1/6	EDMONTON	5-17 L-5	15-17-5-3
41	1/9	ST. LOUIS	1-4 L	15-18-5-3
42	1/11	VANCOUVER	3-0 W	16-18-5-3
43	1/13	@ LOS ANGELES	2-3 O*	16-18-5-4
44	1/16	BUFFALO	2-2 T	16-18-6-4
45	1/18	DALLAS	1-3 L	16-19-6-4
46	1/20	@ PHOENIX	1-3 L	16-20-6-4
47	1/22	NEW JERSEY	4-5 O*	16-20-6-5
48	1/25	MINNESOTA	4-1 W	17-20-6-5
49	1/27	@ LOS ANGELES	3-0 W	18-20-6-5
50	1/28	LOS ANGELES	3-1 W	19-20-6-5
51	1/30	ANAHEIM	3-4 L	19-21-6-5
52	2/5	CAROLINA	6-2 W	20-21-6-5
53	2/7	@ MINNESOTA	3-4 L	20-22-6-5
54	2/8	@ ST. LOUIS	1-4 L	20-23-6-5
55	2/10	@ DETROIT	4-5 L	20-24-6-5
56	2/12	@ COLUMBUS	0-1 L	20-25-6-5
57	2/14	@ CHICAGO	4-2 W	21-25-6-5
58	2/16	@ DALLAS	1-3 L	21-26-6-5
59	2/17	@ LOS ANGELES	1-3 L	21-27-6-5
60	2/19	N.Y. ISLANDERS	0-3 L	21-28-6-5
61	2/21	COLUMBUS	6-0 W	22-28-6-5
62	2/24	CALGARY	5-2 W	23-28-6-5
63	2/27	@ VANCOUVER	3-2 W	24-28-6-5
64	3/1	@ CALGARY	3-4 L	24-29-6-5
65	3/4	@ EDMONTON	1-2 L	24-30-6-5
66	3/6	MONTREAL	4-3 W*	25-30-6-5
67	3/8	@ PHOENIX	4-6 L	25-31-6-5
68	3/9	@ DALLAS	0-3 L	25-32-6-5
69	3/11	ST. LOUIS	2-4 L	25-33-6-5
70	3/13	@ ANAHEIM	2-3 O*	25-33-6-6
71	3/15	CALGARY	3-2 W	26-33-6-6
72	3/17	CHICAGO	2-2 W	26-33-6-7
73	3/20	@ COLORADO	0-2 L	26-34-6-7
74	3/21	BOSTON	3-4 W	27-34-6-7
75	3/22	ANAHEIM	2-3 O*	27-34-6-8
76	3/24	TAMPA BAY	1-4 L	27-35-6-8
77	3/27	DETROIT	3-0 W	28-35-6-8
78	3/29	DALLAS	3-4 L	28-36-6-8
79	3/31	@ COLORADO	1-3 L	28-37-6-8
80	4/2	@ CALGARY	2-2 T	28-37-7-8
81	4/3	@ EDMONTON	2-3 L	28-37-8-8
82	4/6	PHOENIX	3-3 T	28-37-9-8

\* — OVERTIME





## 2001-02 SEASON REVIEW

## SEASON HIGHLIGHTS

- San Jose becomes just the second team in NHL history (N.Y. Islanders) to post six consecutive seasons of point improvement.
- The Sharks make the Stanley Cup Playoffs for a franchise-record sixth consecutive season.
- The Sharks win their first Pacific Division title, posting franchise records in wins (44) and points (99).
- The Sharks narrowly miss advancing to the Western Conference Finals, losing consecutive one-goal matches in Games Six and Seven to the Colorado Avalanche in the Western Conference Semifinals. The Sharks defeated the Phoenix Coyotes in the Western Conference Quarterfinals, 4-1.
- **RW Owen Nolan** becomes the Sharks all-time points leader with his 351st point as a Shark.
- The Sharks set a franchise record with a 10-game unbeaten streak (9-0-1-0) from Nov. 27-Dec. 19.
- The Sharks set a franchise record with a six-game road win streak (Dec. 6-19)
- **G Evgeni Nabokov** sets franchise records in all-time wins (58), single-season wins (37), all-time shutouts (11) single-season shutouts (seven) and became the seventh NHL goaltender (first European-born NHL goaltender) to score a goal.
- The Sharks tie a franchise record by scoring 10 goals on March 30 vs. Columbus — the most ever at home.

## MAJOR TRANSACTIONS

- Acquired LW **Adam Graves**, D **Rich Pilon** and future considerations from the N.Y. Rangers in exchange for RW **Mikael Samuelsson**, D **Christian Gosselin** and a seventh round selection in the 2002 NHL Entry Draft, June 24, 2001.

## PACIFIC DIVISION

	GP	W	L	T	OTL	GF	GA	PTS
<b>SAN JOSE (3)</b>	82	44	27	8	3	248	199	99
PHOENIX (6)	82	40	27	9	6	228	210	95
LOS ANGELES (7)	82	40	27	11	4	214	190	95
DALLAS (10)	82	36	28	13	5	215	213	90
ANAHEIM (13)	82	29	42	8	3	175	198	69

## FINAL STATISTICS

P	NO	PLAYER	GP	G	A	PTS	PIM
R	11	OWEN NOLAN	75	23	43	66	93
C	25	VINCENT DAMPHOUSSE	82	20	38	58	60
R	8	TEEMU SELANNE	82	29	25	54	40
C	18	MIKE RICCI	79	19	34	53	44
C	12	PATRICK MARLEAU	79	21	23	44	40
L	17	SCOTT THORNTON	77	26	16	42	116
R	19	MARCO STURM	77	21	20	41	32
R	24	NIKLAS SUNDSTROM	73	9	30	39	50
D	20	GARY SUTER	82	6	27	33	57
L	9	ADAM GRAVES	81	17	14	31	51
D	7	BRAD STUART	82	6	23	29	39
R	28	*MATT BRADLEY	54	9	13	22	43
R	13	TODD HARVEY	69	9	13	22	73
D	27	BRYAN MARCHMENT	72	2	20	22	178
D	10	MARCUS RAGNARSSON	70	5	15	20	44
D	5	*JEFF JILLSON	48	5	13	18	29
D	2	MIKE RATHJE	52	5	12	17	48
D	22	SCOTT HANNAN	75	2	12	14	57
L	32	STEPHANE MATTEAU	55	7	4	11	15
R	15	ALEXANDER KOROLYUK	62	3	7	10	14
C	16	MARK SMITH	49	3	3	6	72
G	35	EVGENI NABOKOV	67	1	3	4	14
D	23	SHAWN HEINS	17	0	2	2	24
D	3	STEVE BANCROFT	5	0	1	1	2
G	29	*VESA TOSKALA	1	0	0	0	0
R	26	MIKE CRAIG	2	0	0	0	2
R	50	*HANNES HYVONEN	6	0	0	0	0
G	37	*MIKKA KIPRUSOFF	20	0	0	0	4

\* — ROOKIE

## GAME-BY-GAME RESULTS

GA	DATE	OPPONENT	RESULT	RECORD
1	10/4	DETROIT	3-4 L*	0-0-0-1
2	10/6	MINNESOTA	0-0 T	0-0-0-1
3	10/11	TAMPA BAY	4-3 W	1-0-0-1
4	10/13	BOSTON	3-2 W	2-0-1-1
5	10/16	@ MINNESOTA	3-3 T	2-0-2-1
6	10/18	@ NEW JERSEY	1-6 L	2-1-2-1
7	10/20	@ N.Y. ISLANDERS	2-2 T	2-1-3-1
8	10/22	@ N.Y. RANGERS	5-1 W	3-1-3-1
9	10/23	@ BUFFALO	1-4 L	3-2-3-1
10	10/25	@ CHICAGO	2-4 L	3-3-3-1
11	10/27	COLUMBUS	2-0 W	4-3-3-1
12	10/31	@ ANAHEIM	4-2 W	5-3-3-1
13	11/1	ATLANTA	5-2 W	6-3-3-1
14	11/3	VANCOUVER	5-1 W	7-3-3-1
15	11/6	@ ST. LOUIS	4-1 W	8-3-3-1
16	11/7	@ DALLAS	2-2 T	8-3-4-1
17	11/9	@ CAROLINA	2-3 L	8-4-4-1
18	11/11	@ CHICAGO	2-3 L*	8-4-4-2
19	11/14	@ ANAHEIM	4-2 W	9-4-4-2
20	11/15	@ PHOENIX	3-5 L	9-5-4-2
21	11/17	DALLAS	2-3 L*	9-5-4-3
22	11/21	MINNESOTA	0-2 L	9-6-4-3
23	11/24	@ LOS ANGELES	1-3 L	9-7-4-3
24	11/27	NASHVILLE	3-2 W	10-7-4-3
25	11/29	PITTSBURGH	5-1 W	11-7-4-3
26	11/30	@ ANAHEIM	5-2 W	12-7-4-3
27	12/4	CALGARY	2-2 T	12-7-5-3
28	12/6	@ CALGARY	3-1 W	13-7-5-3
29	12/8	@ VANCOUVER	5-3 W	14-7-5-3
30	12/11	EDMONTON	5-4 W*	15-7-5-3
31	12/14	@ COLORADO	3-0 W	16-7-5-3
32	12/17	@ DALLAS	4-1 W	17-7-5-3
33	12/19	@ ATLANTA	4-2 W	18-7-5-3
34	12/21	@ DETROIT	0-1 L	18-8-5-3
35	12/23	@ NASHVILLE	1-1 T	18-8-6-3
36	12/26	ANAHEIM	1-2 L	18-9-6-3
37	12/28	N.Y. RANGERS	3-5 L	18-10-6-3
38	12/30	PHOENIX	2-4 L	18-11-6-3
39	1/2	PHILADELPHIA	5-2 W	19-11-6-3
40	1/4	PHOENIX	5-3 W	20-11-6-3
41	1/5	FLORIDA	6-0 W	21-11-6-3
42	1/8	ST. LOUIS	2-1 L	21-12-6-3
43	1/9	@ PHOENIX	6-5 W	22-12-6-3
44	1/12	LOS ANGELES	2-3 L	22-13-6-3
45	1/15	@ COLORADO	1-0 W*	23-13-6-3
46	1/17	N.Y. ISLANDERS	3-2 W	24-13-6-3
47	1/19	COLORADO	1-3 L	24-14-6-3
48	1/21	EDMONTON	4-3 W	25-14-6-3
49	1/23	@ DETROIT	2-2 T	25-14-7-3
50	1/24	@ COLUMBUS	2-5 L	25-15-7-3
51	1/27	@ MONTREAL	1-3 L	25-16-7-3
52	1/29	@ TORONTO	3-4 L	25-17-7-3
53	1/30	@ PITTSBURGH	6-3 W	26-17-7-3
54	2/6	CALGARY	2-0 W	27-17-7-3
55	2/8	CHICAGO	4-2 W	28-17-7-3
56	2/10	CAROLINA	4-0 W	29-17-7-3
57	2/12	@ EDMONTON	3-2 W	30-17-7-3
58	2/26	@ NASHVILLE	5-1 W	31-17-7-3
59	2/28	@ WASHINGTON	5-2 W	32-17-7-3
60	3/1	@ TAMPA BAY	2-4 L	32-18-7-3
61	3/3	@ DALLAS	1-4 L	32-19-7-3
62	3/5	NASHVILLE	0-2 L	32-20-7-3
63	3/7	OTTAWA	5-2 W	33-20-7-3
64	3/9	VANCOUVER	2-0 W	34-20-7-3
65	3/10	@ VANCOUVER	7-4 W	35-20-7-3
66	3/13	ST. LOUIS	0-2 L	35-21-7-3
67	3/15	WASHINGTON	5-4 W	36-21-7-3
68	3/16	CHICAGO	2-2 T	36-21-8-3
69	3/18	LOS ANGELES	2-3 L	36-22-8-3
70	3/20	@ EDMONTON	1-2 L	36-23-8-3
71	3/21	@ CALGARY	4-1 W	37-23-8-3
72	3/23	@ LOS ANGELES	0-3 L	37-24-8-3
73	3/26	DALLAS	3-2 W	38-24-8-3
74	3/28	COLORADO	2-3 L	38-25-8-3
75	3/30	COLUMBUS	10-2 W	39-25-8-3
76	4/2	ANAHEIM	3-1 W	40-25-8-3
77	4/4	PHOENIX	5-2 W	41-25-8-3
78	4/6	DETROIT	6-3 W	42-25-8-3
79	4/8	@ MINNESOTA	1-3 L	42-26-8-3
80	4/10	@ COLUMBUS	5-4 W	43-26-8-3
81	4/11	@ ST. LOUIS	1-4 L	43-27-8-3
82	4/13	LOS ANGELES	3-1 W	44-27-8-3

\* — OVERTIME

## GOALTENDERS

NO	GOALTENDER	GP	MIN	AVG	W	L	T	EN	SO	GA	SA	SV %	G	A	PIM
35	*VESA TOSKALA	1	10	0.00	0	0	0	0	0	0	2	1.000	0	0	0
20	EVGENI NABOKOV	67	3901	2.29	37	24	5	5	7	149	1818	.918	1	3	14
37	*MIKKA KIPRUSOFF	20	1037	2.49	7	6	3	2	2	43	508	.915	0	0	4
TOTALS		82	4973	2.40	44	**30	8	7	9	199	2335	.915	1	3	18

\*\* — includes OTL





## 2000-01 SEASON REVIEW

## SEASON HIGHLIGHTS

- The Sharks advanced to the Stanley Cup Playoffs for a franchise-record fourth consecutive season and became just the fifth franchise in NHL history to improve its point total for the fifth consecutive season, setting franchise records for wins (40) and points (95).
- The Sharks finished with the sixth-best road record in the NHL (fourth-best in the Western Conference) and set a franchise record with a 10-game unbeaten streak on the road.
- **G Evgeni Nabokov** received the Calder Memorial Trophy as the NHL's Rookie of the Year. "Nabby" set new franchise records for wins (32), goals-against average (2.19) and shutouts (six) en route to being named the "Sharks Player of the Year" and the PlayStation "Sharks Rookie of the Year." He was named to the NHL's 2001 World All-Star Team, NHL Rookie of the Month for November and December and "Sharks Player of the Month" for October and December. He's also the first NHL goaltender to reach 20 victories on the season.
- **C Vincent Damphousse** became the 58th NHL player to score 1,000 points when he assists on LW **Marco Sturm**'s goal on Oct. 14 vs. Boston.
- **D Gary Suter** became the 153rd NHL player to appear in 1,000 games on Oct. 25 at Columbus. He also scored San Jose's first goal in a 3-1 win.

## MAJOR TRANSACTIONS

- Acquired **D Jeff Norton** from the Pittsburgh Penguins in exchange for **D Bobby Dallas** and **G Johan Hedberg**, March 12, 2001.
- Acquired **LW Bill Lindsay** from the Calgary Flames in exchange for an eighth round pick (233rd overall, previously acquired from Minnesota) in the 2001 NHL Entry Draft, March 6, 2001.
- Acquired **RW Teemu Selanne** from Anaheim in exchange for **LW Jeff Friesen**, **G Steve Shields** and a second round selection (36th overall) in the 2003 NHL Entry Draft, March 3, 2001.
- Signed free agent **D Bobby Dallas**, Nov. 4, 2000.
- Signed **LW/C Scott Thornton** as a free agent, July 1, 2000.

## PACIFIC DIVISION

	GP	W	L	T	OTL	GF	GA	PTS
DALLAS (3)	82	48	24	8	2	241	187	106
<b>SAN JOSE (5)</b>	<b>82</b>	<b>40</b>	<b>27</b>	<b>12</b>	<b>3</b>	<b>217</b>	<b>192</b>	<b>95</b>
LOS ANGELES (7)	82	38	28	13	3	252	228	92
PHOENIX (9)	82	35	27	17	3	214	212	90
ANAHEIM (15)	82	25	41	11	5	188	245	66

## FINAL STATISTICS

P	NO	PLAYER	GP	G	A	PTS	PIM
R	8	TEEMU SELANNE (ANA) (SJ) (TTL)	61 12 73	26 7 33	33 6 39	59 13 72	36 0 36
C	14	PATRICK MARLEAU	81	25	27	52	22
R	11	OWEN NOLAN	57	24	25	49	75
R	24	NIKLAS SUNDSTROM	82	10	39	49	28
C	25	VINCENT DAMPHOUSSE	45	9	37	46	62
C	18	MIKE RICCI	81	22	22	44	60
L	17	SCOTT THORNTON	73	19	17	36	114
L	39	&JEFF FRIESEN	64	12	24	36	56
D	20	GARY SUTER	68	10	24	34	84
L	19	MARCO STURM	81	14	18	32	28
L	32	STEPHANE MATEAU	80	13	19	32	32
L	15	ALEXANDER KORYUKOV	70	12	13	25	41
D	7	BRAD STUART	77	5	18	23	58
R	9	TODD HARVEY	69	10	11	21	72
D	27	BRYAN MARCHMENT	75	7	11	18	204
D	22	SCOTT HANNAH	75	3	14	17	51
D	10	MARCUS RAGNARSSON	68	3	12	15	44
L	12	BILL LINDSAY (CGY) (SJ) (TTL)	52 16 68	1 0 4	9 4 13	10 4 14	97 29 126
D	5	JEFF NORTON (PIT) (SJ) (TTL)	62 10 42	2 0 2	10 1 11	12 1 13	20 8 28
D	40	MIKE RATHJE	81	0	11	11	48
R	21	TONY GRANATO	60	4	5	9	65
D	23	SHAWN HEINS	38	3	4	7	57
C	26	JIM MONTGOMERY	28	1	6	7	19
C	16	*MARK SMITH	42	2	2	4	51
D	2	&BOBBY DOLLAS	16	1	1	2	14
R	44	*MATT BRADLEY	21	1	1	2	19
G	35	*EVGENI NABOKOV	66	0	2	2	8
L	29	PAUL KRUSE	1	0	0	0	5
C	28	*MIKAEL SAMUELSSON	4	0	0	0	0
G	34	*MIKKA KIPRUSOFF	5	0	0	0	0
G	31	&STEVE SHIELDS	21	0	0	0	2

## GAME-BY-GAME RESULTS

GA	DATE	OPPONENT	RESULT	RECORD
1	10/6	ST. LOUIS	1-4 L	0-1-0
2	10/12	PHOENIX	2-1 W	1-1-0
3	10/14	BOSTON	5-2 W	2-1-0
4	10/18	@ DALLAS	1-2 L	2-2-0
5	10/20	@ MINNESOTA	3-1 W	3-2-0
6	10/21	@ NASHVILLE	5-3 W	4-2-0
7	10/24	@ CAROLINA	3-2 W	5-2-0
8	10/25	@ COLUMBUS	3-1 W	6-2-0
9	10/28	ATLANTA	2-2 T	6-2-1
10	11/1	PITTSBURGH	3-2 W	7-2-1
11	11/4	CAROLINA	4-1 W	8-2-1
12	11/5	@ VANCOUVER	2-2 T	8-2-2
13	11/8	@ CHICAGO	3-2 W*	9-2-2
14	11/9	@ COLUMBUS	2-5 L	9-3-2
15	11/11	@ NY ISLANDERS	4-0 W	10-3-2
16	11/14	@ NEW JERSEY	3-2 W	11-3-2
17	11/15	@ DETROIT	1-4 L	11-4-2
18	11/18	NY ISLANDERS	5-3 W	12-4-2
19	11/22	CHICAGO	4-1 W	13-4-2
20	11/25	NEW JERSEY	2-3 L	13-5-2
21	11/28	NY ISLANDERS	4-1 W	14-5-2
22	11/30	ANAHEIM	3-2 W*	15-5-2
23	12/3	@ EDMONTON	3-3 T	15-5-3
24	12/4	@ CALGARY	8-0 W	16-5-3
25	12/6	DALLAS	2-2 T	16-5-4
26	12/8	VANCOUVER	1-6 L	16-6-4
27	12/12	NY RANGERS	3-2 W	17-6-4
28	12/14	COLUMBUS	2-1 W	18-6-4
29	12/16	@ PHOENIX	2-1 W*	19-6-4
30	12/18	@ WASHINGTON	5-3 W	20-6-4
31	12/20	@ DETROIT	2-1 W	21-6-4
32	12/21	@ PHILADELPHIA	3-4 L	21-7-4
33	12/23	@ BUFFALO	2-5 L	21-8-4
34	12/26	@ LOS ANGELES	2-1 W	22-8-4
35	12/28	EDMONTON	2-2 T	22-8-5
36	12/30	VANCOUVER	3-6 T	22-9-5
37	1/1	@ PHOENIX	3-2 W	23-9-5
38	1/3	CALGARY	0-1 L	23-10-5
39	1/4	@ COLORADO	2-2 T	23-10-6
40	1/6	FLORIDA	3-1 W	24-10-6
41	1/9	BUFFALO	2-1 W	25-10-6
42	1/11	ST. LOUIS	6-3 W	26-10-6
43	1/13	NASHVILLE	3-5 L	26-11-6
44	1/15	DETROIT	2-3 L	26-12-6
45	1/17	CALGARY	4-4 T	26-12-7
46	1/20	COLORADO	1-2 L	26-13-7
47	1/22	@ EDMONTON	2-2 T	26-13-8
48	1/24	EDMONTON	6-1 W	27-13-8
49	1/26	@ DALLAS	2-1 W	28-13-8
50	1/27	@ ST. LOUIS	4-3 W*	29-13-8
51	1/30	COLORADO	1-3 L	29-14-8
52	2/1	DALLAS	2-4 L	29-15-8
53	2/6	@ CALGARY	1-1 T	29-15-9
54	2/8	@ VANCOUVER	0-0 T	29-15-10
55	2/10	CHICAGO	3-2 W*	30-15-10
56	2/14	@ CHICAGO	7-0 W	31-15-10
57	2/16	@ NASHVILLE	2-0 W	32-15-10
58	2/18	@ MINNESOTA	1-3 L	32-16-10
59	2/20	COLUMBUS	3-2 W*	33-16-10
60	2/21	@ ANAHEIM	0-1 L	33-17-10
61	2/23	ANAHEIM	3-1 W	34-17-10
62	2/26	@ ST. LOUIS	2-7 L	34-18-10
63	2/28	@ TORONTO	1-2 L	34-19-10
64	3/1	@ OTTAWA	4-8 L	34-20-10
65	3/3	@ BOSTON	2-3 L	34-21-10
66	3/6	@ TAMPA BAY	1-2 L*	34-21-10
67	3/7	@ FLORIDA	3-3 T	34-21-11
68	3/10	NASHVILLE	0-3 L	34-22-11
69	3/12	MONTREAL	3-0 W	35-22-11
70	3/14	LOS ANGELES	1-4 L	35-23-11
71	3/17	@ LOS ANGELES	0-1 L*	35-23-11-2
72	3/18	DETROIT	4-6 L	35-24-11-2
73	3/20	@ COLORADO	1-4 L	35-25-11-2
74	3/22	OTTAWA	1-2 L	35-26-11-2
75	3/26	@ LOS ANGELES	0-0 T	35-26-12-2
76	3/27	LOS ANGELES	3-2 W*	36-26-12-2
77	3/29	ANAHEIM	7-4 W	37-26-12-2
78	3/31	@ PHOENIX	1-3 L	37-27-12-2
79	4/2	MINNESOTA	4-2 W	38-27-12-2
80	4/5	PHOENIX	3-0 W	39-27-12-2
81	4/7	DALLAS	4-5 L*	39-27-12-3
82	4/8	@ ANAHEIM	4-1 W	40-27-12-3

\* — OVERTIME

## GOALTENDERS

NO	GOALTENDER	GP	MINS	AVG	W	L	T	EN	SO	GA	SA	SV %	G	A	PIM
34	*M. KIPRUSOFF	5	154	1.95	2	1	0	1	0	5	51	.902	0	0	0
35	*E. NABOKOV	66	3700	2.19	32	21	7	3	6	135	1582	.915	0	2	8
31	&STEVE SHIELDS	21	1135	2.48	6	8	5	1	2	47	531	.911	0	0	2
	<b>TOTALS</b>	<b>82</b>	<b>5008</b>	<b>2.30</b>	<b>40</b>	<b>**30</b>	<b>12</b>	<b>5</b>	<b>9</b>	<b>192</b>	<b>2169</b>	<b>.911</b>	<b>0</b>	<b>2</b>	<b>10</b>

NABOKOV and KIPRUSOFF shared a shutout vs. MTL on March 12, 2001 \* — ROOKIE; &amp; — TRADED \*\* — includes OTL





# 1999-2000 SEASON REVIEW

## SEASON HIGHLIGHTS

- Sharks upset the President's Trophy-winning St. Louis Blues in the Stanley Cup Playoffs in seven games. The team improved its points total for the fourth consecutive season, setting a new franchise mark for points (87).
- Team sets a franchise record for winning percentage (.530).
- **RW Owen Nolan** and **LW Jeff Friesen** record Sharks first dual hat trick game on Oct. 4, 1999 to defeat the Chicago Blackhawks, 7-1.
- **G Steve Shields** is named NHL Player of the Week for Oct. 11-17, posting a 3-0-0 record, .083 GAA and a .979 save percentage. He set the franchise record for scoreless streak by a goaltender at 141:46.
- **RW Owen Nolan** was named NHL Player of the Week for Dec. 6-12 with six points (4-2-6) and a plus-5 rating in three games. He would go on to set franchise records for most points (84), goals (44), and PP goals (18) and would finish fifth in voting for the Hart Trophy as the league's MVP.
- **D Brad Stuart** was named as a finalist (second) for the Calder Memorial Trophy. He is also named to the NHL's All-Rookie Team. **C Mike Ricci** was named as a finalist (third) for the Frank J. Selke Trophy.

## MAJOR TRANSACTIONS

- Named **Rich Preston** and **Cap Raeder** assistant coaches, June 24, 2000.
- To prevent the loss of **G Evgeni Nabokov** in the NHL Expansion Draft, the Sharks trade **RW Jan Caloun**, a ninth round selection in the 2000 NHL Entry Draft and future considerations to Columbus for future considerations and trade **D Andy Sutton**, a seventh round selection in 2000 and a third round selection in 2001 to Minnesota in exchange for an eighth round selection in 2001 and future considerations on June 12, 2000.
- Re-signed Head Coach **Darryl Sutter** on June 5, 2000.
- Acquired **RW Todd Harvey** and a fourth round selection in the 2001 NHL Entry Draft from the New York Rangers in exchange for **RW Radek Dvorak** (previously acquired from Florida in exchange for **G Mike Vernon** and a third round selection in the 2000 NHL Entry Draft) on Dec. 30, 1999.

## PACIFIC DIVISION

	GP	W	L	T	OTL	GF	GA	PTS
DALLAS (2)	82	43	29	10	6	211	184	102
LOS ANGELES (5)	82	39	31	12	4	245	228	94
PHOENIX (6)	82	39	35	8	4	232	228	90
SAN JOSE (8)	82	35	37	10	7	225	214	87
ANAHEIM (9)	82	34	36	12	3	217	227	83

## FINAL STATISTICS

P	NO	PLAYER	GP	G	A	PTS	PIM
R	11	OWEN NOLAN	78	44	40	84	110
C	25	VINCENT DAMPHOUSSE	82	21	49	70	58
L	39	JEFF FRIESEN	82	26	35	61	47
C	18	MIKE RICCI	82	20	24	44	60
C	14	PATRICK MARLEAU	81	17	23	40	36
R	24	NIKLAS SUNDBSTROM	79	12	25	37	22
D	7	*BRAD STUART	82	10	26	36	32
R	15	ALEX KOROLYUK	57	14	21	35	35
D	20	GARY SUTER	76	6	28	34	52
L	19	MARCO STURM	74	12	15	27	22
L	32,37	STEPHANE MATTEAU	69	12	12	24	61
D	5	JEFF NORTON	62	0	20	20	49
R	9	TODD HARVEY (S.J.)	40	8	4	12	78
		(N.Y.R.)	31	3	3	6	62
		(TTL)	71	11	7	18	140
D	10	M. RAGNARSSON	63	3	13	16	38
D	40	MIKE RATHJE	66	2	14	16	31
R	21	TONY GRANATO	48	6	7	13	39
C	12	RON SUTTER	78	5	6	11	34
R	22	RONNIE STERN	67	4	5	9	151
L	26	DAVE LOWRY	32	1	4	5	18
D	27	BRYAN MARCHMENT	49	0	4	4	72
D	43	*SCOTT HANNAN	30	1	2	3	10
D	42	ANDY SUTTON	40	1	1	2	80
L	32	MURRAY CRAVEN	19	0	2	2	4
R	33	BRANTT MYHRES	13	0	1	1	97
D	3	BOB ROUSE	26	0	1	1	19
G	31	STEVE SHIELDS	67	0	1	1	29
D	23	*SHAWN HEINS	1	0	0	0	2
G	35	*EVGENI NABOKOV	11	0	0	0	0
G	29	MIKE VERNON	15	0	0	0	0

## GAME-BY-GAME RESULTS

GA	DATE	OPPONENT	RESULT	RECORD
1	10/2	@ CALGARY	5-3 W	1-0-0
2	10/4	@ CHICAGO	7-1 W	2-0-0
3	10/7	@ EDMONTON	3-2 W*	3-0-0
4	10/9	@ DALLAS	2-3 L	3-1-0
5	10/11	@ ANAHEIM	3-5 L	3-2-0
6	10/13	@ DALLAS	2-0 W	4-2-0
7	10/14	@ NASHVILLE	5-1 W	5-2-0
8	10/16	@ WASHINGTON	3-2 W	6-2-0
9	10/19	@ N.Y. RANGERS	2-1 W	7-2-0
10	10/20	@ DETROIT	3-6 L	7-3-0
11	10/23	BOSTON	1-3 L	7-4-0
12	10/24	@ LOS ANGELES	3-4 L	7-5-0
13	10/28	NASHVILLE	3-2 W	8-5-0
14	10/30	PITTSBURGH	1-1 T	8-5-1
15	10/31	WASHINGTON	2-1 W	9-5-1
16	11/3	PHOENIX	6-3 W	10-5-1
17	11/5	PHILADELPHIA	1-3 L	10-6-1
18	11/6	DALLAS	2-1 W	11-6-1
19	11/9	@ VANCOUVER	4-4 T	11-6-2
20	11/10	@ CALGARY	3-4 L*	11-7-2
21	11/13	@ PHILADELPHIA	2-3 L	11-8-2
22	11/15	@ TORONTO	2-4 L	11-9-2
23	11/16	@ MONTREAL	4-1 W	12-9-2
24	11/18	@ OTTAWA	4-1 W	13-9-2
25	11/20	@ ST. LOUIS	1-1 T	13-9-3
26	11/23	MONTREAL	2-3 L*	13-10-3
27	11/27	@ LOS ANGELES	1-4 L	13-11-3
28	11/28	NEW JERSEY	4-3 W*	14-11-3
29	12/1	@ DETROIT	2-4 L	14-12-3
30	12/2	@ PITTSBURGH	5-2 W	15-12-3
31	12/4	@ ST. LOUIS	2-4 L	15-13-3
32	12/6	TAMPA BAY	3-3 T	15-13-4
33	12/8	COLORADO	4-2 W	16-13-4
34	12/10	ATLANTA	4-1 W	17-13-4
35	12/14	CHICAGO	2-5 L	17-14-4
36	12/19	@ PHOENIX	3-4 L	17-15-4
37	12/20	DETROIT	3-4 L	17-16-4
38	12/22	LOS ANGELES	2-1 W	18-16-4
39	12/26	ANAHEIM	0-1 L	18-17-4
40	12/27	@ DALLAS	3-1 W	19-17-4
41	12/30	@ ST. LOUIS	1-2 L*	19-18-4
42	1/1	@ NASHVILLE	2-3 L	19-19-4
43	1/2	@ CHICAGO	4-1 W	20-19-4
44	1/5	@ EDMONTON	1-1 T	20-19-5
45	1/8	FLORIDA	2-4 L	20-20-5
46	1/11	ST. LOUIS	2-5 L	20-21-5
47	1/15	LOS ANGELES	3-2 W*	21-21-5
48	1/17	@ CHICAGO	4-5 L*	21-22-5
49	1/19	@ COLORADO	0-0 T	21-22-6
50	1/22	ANAHEIM	4-3 W	22-22-6
51	1/23	@ PHOENIX	2-3 L*	22-23-6
52	1/25	COLORADO	2-4 L	22-24-6
53	1/28	@ VANCOUVER	1-4 L	22-25-6
54	1/29	N.Y. ISLANDERS	2-3 L*	22-26-6
55	2/1	PHOENIX	0-1 L*	22-27-6
56	2/3	@ COLORADO	3-3 T	22-27-7
57	2/8	@ TAMPA BAY	8-0 W	23-27-7
58	2/9	@ FLORIDA	1-4 L	23-28-7
59	2/11	@ ATLANTA	3-0 W	24-28-7
60	2/13	@ NEW JERSEY	1-3 L	24-29-7
61	2/15	@ N.Y. ISLANDERS	4-1 W	25-29-7
62	2/18	@ ANAHEIM	4-4 T	25-29-8
63	2/23	ST. LOUIS	1-4 L	25-30-8
64	2/26	LOS ANGELES	6-3 W	26-30-8
65	2/29	ANAHEIM	2-4 L	26-31-8
66	3/2	NASHVILLE	4-3 W	27-31-8
67	3/4	CAROLINA	2-5 L	27-32-8
68	3/6	N.Y. RANGERS	2-1 W	28-32-8
69	3/8	DETROIT	1-1 T	28-32-9
70	3/13	CALGARY	5-3 W	29-32-9
71	3/15	BUFFALO	6-5 W*	30-32-9
72	3/17	@ ANAHEIM	2-4 L	30-33-9
73	3/19	@ DALLAS	3-5 L	30-34-9
74	3/22	VANCOUVER	4-3 W	31-34-9
75	3/24	PHOENIX	5-1 W	32-34-9
76	3/27	EDMONTON	1-2 L	32-35-9
77	3/29	@ LOS ANGELES	1-1 T	32-36-10
78	4/1	@ CALGARY	0-3 L	32-36-10
79	4/3	@ EDMONTON	1-0 W	33-36-10
80	4/5	DALLAS	5-2 W	34-36-10
81	4/7	@ PHOENIX	3-1 W	35-36-10
82	4/9	VANCOUVER	2-5 L	35-37-10

\* — OVERTIME

## GOALTENDERS

NO	GOALTENDER	GP	MINS	AVG	W	L	T	EN	SO	GA	SA	SV %	G	A	PIM
35	*E. NABOKOV	11	414	2.17	2	2	1	2	1	15	166	.910	0	0	0
29	& MIKE VERNON	15	772	2.49	6	5	1	0	0	32	360	.911	0	0	0
31	STEVE SHIELDS	67	3797	2.56	27	30	8	3	4	162	1826	.911	0	1	29
TOTALS		82	5004	2.57	35	37	10	5	5	214	2357	.909	0	1	29

\* — ROOKIE & — TRADED





## 1998-99 SEASON REVIEW

## SEASON HIGHLIGHTS

- Tied or set six club records, including most ties (18), lowest goals-against average (2.28), fewest goals against (191), short-handed goals against (4, T-1st in NHL), and shutouts (8).
- Winning percentage of .488 tied all-time mark set in 1993-94.
- Trade deadline acquisition **C Vincent Damphousse** scores 13 points (7-6-13) in 12 games with San Jose to help boost the Sharks into the Stanley Cup Playoffs for the second consecutive season.
- Head Coach **Darryl Sutter** becomes franchise's all-time winningest coach with his 56th win at Vancouver on March 3, surpassing Kevin Constantine's 55 wins.
- **RW Owen Nolan** becomes fifth team captain in franchise history, Oct. 28, 1998.

## MAJOR TRANSACTIONS

- Acquired **RW Niklas Sundstrom** and a third round selection in the 2000 NHL Entry Draft from Tampa Bay in exchange for **LW Shawn Burr**, **D Andrei Zyuzin**, **LW Steve Guolla** and **D Bill Houlder** on Aug. 4, 1999.
- Acquired **C Vincent Damphousse** from Montreal in exchange for a fifth round selection in the 1999 NHL Entry Draft, a first round selection in the 2000 NHL Entry Draft and a second round selection in the 2001 NHL Entry Draft on March 23, 1999.
- Acquired **D Jeff Norton** from Florida in exchange for **LW Alex Hicks** and a fifth round selection in the 1999 NHL Entry Draft on Nov. 11, 1999.
- Acquired **G Johan Hedberg** from Philadelphia in exchange for a seventh round selection in the 1999 NHL Entry Draft on July 6, 1998.

## PACIFIC DIVISION

	GP	W	L	T	GF	GA	PTS	P/PCT
DALLAS (1)	82	51	19	12	236	168	114	.695
PHOENIX (4)	82	39	31	12	205	197	90	.549
ANAHEIM (6)	82	35	34	13	215	206	83	.506
SAN JOSE (7)	82	31	33	18	196	191	80	.488
LOS ANGELES (11)	82	32	45	5	189	222	69	.421

## FINAL STATISTICS

P	NO	PLAYER	GP	G	A	PTS	PIM
L	39	JEFF FRIESEN	78	22	35	57	42
C	25	V. DAMPHOUSSE (MTL)	65	12	24	36	46
		(SJ)	12	7	6	13	4
		(TTL)	77	19	30	49	50
R	17	JOE MURPHY	76	25	23	48	73
C	14	PATRICK MARLEAU	81	21	24	45	24
R	11	OWEN NOLAN	78	19	26	45	129
C	18	MIKE RICCI	82	13	26	39	68
L	19	MARCO STURM	78	16	22	38	52
D	2	BILL HOULDER	76	9	23	32	40
R	15	*ALEX KOROLYUK	55	12	18	30	26
R	37	STEPHANE MATTEAU	68	8	15	23	73
D	5	JEFF NORTON (FLA)	3	0	0	0	2
		(SJ)	69	4	18	22	42
		(TTL)	72	4	18	22	44
R	22	RONNIE STERN	78	7	9	16	158
L	26	DAVE LOWRY	61	6	9	15	24
D	40	MIKE RATHJE	82	5	9	14	36
L	32	MURRAY CRAVEN	43	4	10	14	18
D	10	M. RAGNARSSON	74	0	13	13	66
L	21	TONY GRANATO	35	6	6	12	54
D	3	BOB ROUSE	70	0	11	11	44
C	12	RON SUTTER	59	3	6	9	40
D	27	BRYAN MARCHMENT	59	2	6	8	101
D	4	ANDREI ZYUZIN	25	3	1	4	38
L	36	STEPHEN GUOLLA	14	2	2	4	6
D	42	*ANDY SUTTON	31	0	3	3	65
C	8	JARROD SKALDE	17	1	1	2	4
D	6	*SCOTT HANNAN	5	0	2	2	6
C	9	BERNIE NICHOLLS	10	0	2	2	4
R	33	BRANT MYHRES	30	1	0	1	116
C	13	JAMIE BAKER	1	0	1	1	0
L	7	SHAWN BURR	18	0	1	1	29
G	31	STEVE SHIELDS	37	0	1	1	6
R	25	MIKE CRAIG	1	0	0	0	0
D	20	GARY SUTER	1	0	0	0	0
G	30	SEAN GAUTHIER	1	0	0	0	0
D	23	*SHAWN HEINS	5	0	0	0	13
G	29	MIKE VERNON	49	0	0	0	8

## GAME-BY-GAME RESULTS

GA	DATE	OPPONENT	RESULT	RECORD
1	10/9	@ CALGARY (TOKYO)	3-3 T	0-0-1
2	10/10	CALGARY (TOKYO)	3-5 L	0-1-1
3	10/18	BOSTON	0-3 L	0-2-1
4	10/20	@ PHILADELPHIA	1-3 L	0-3-1
5	10/22	@ CHICAGO	2-1 L	0-3-2
6	10/24	@ DALLAS	1-2 L	0-4-2
7	10/28	PHOENIX	2-4 L	0-5-2
8	10/29	@ COLORADO	2-4 L	0-6-2
9	10/31	TAMPA BAY	6-1 W	1-6-2
10	11/4	DALLAS	4-0 W	2-6-2
11	11/6	@ ANAHEIM	2-2 T	2-6-3
12	11/7	ST. LOUIS	2-2 T	2-6-4
13	11/10	NASHVILLE	2-4 L	2-7-4
14	11/12	CAROLINA	3-0 W	3-7-4
15	11/18	LOS ANGELES	5-4 W	4-7-4
16	11/20	PHOENIX	1-2 L*	4-8-4
17	11/21	N.Y. RANGERS	2-2 T	4-8-5
18	11/23	@ DALLAS	2-3 L	4-9-5
19	11/25	@ CAROLINA	0-3 L	4-10-5
20	11/27	@ ST. LOUIS	4-2 W	5-10-5
21	11/29	@ DETROIT	1-4 L	5-11-5
22	12/2	DALLAS	0-3 L	5-12-5
23	12/4	DETROIT	2-2 T	5-12-6
24	12/6	ANAHEIM	1-2 L	5-13-6
25	12/9	@ DALLAS	3-3 T	5-13-7
26	12/10	@ NASHVILLE	1-2 L	5-14-7
27	12/12	WASHINGTON	2-1 W	6-14-7
28	12/15	N.Y. ISLANDERS	0-1 L	6-15-7
29	12/17	NASHVILLE	3-1 W	7-15-7
30	12/19	COLORADO	2-1 W	8-15-7
31	12/23	@ EDMONTON	5-3 W	9-15-7
32	12/26	VANCOUVER	2-0 W	10-15-7
33	12/28	PHILADELPHIA	1-1 T	10-15-8
34	12/30	@ LOS ANGELES	1-5 L	10-16-8
35	1/2	@ N.Y. ISLANDERS	4-3 W*	11-16-8
36	1/4	@ N.Y. RANGERS	3-4 L	11-17-8
37	1/5	@ NEW JERSEY	3-3 T	11-17-9
38	1/7	@ NASHVILLE	4-3 W	12-17-9
39	1/8	@ BUFFALO	2-3 T	12-17-10
40	1/11	LOS ANGELES	4-0 W	13-17-10
41	1/13	DALLAS	1-2 L	13-18-10
42	1/15	PITTSBURGH	3-2 W	14-18-10
43	1/16	CALGARY	3-3 T	14-18-11
44	1/18	NEW JERSEY	3-1 W	15-18-11
45	1/21	EDMONTON	3-3 T	15-18-12
46	1/26	ST. LOUIS	0-3 L	15-19-12
47	1/30	@ COLORADO	0-5 L	15-20-12
48	2/1	CHICAGO	5-1 W	16-20-12
49	2/4	@ PHOENIX	1-3 L	16-21-12
50	2/6	@ LOS ANGELES	0-2 L	16-22-12
51	2/8	@ PHOENIX	3-0 W	17-22-12
52	2/10	@ CHICAGO	5-2 W	18-22-12
53	2/11	@ ST. LOUIS	5-1 W	19-22-12
54	2/13	@ TAMPA BAY	3-1 W	20-22-12
55	2/15	@ FLORIDA	2-2 T	20-22-13
56	2/17	@ DETROIT	1-3 L	20-23-13
57	2/19	@ BUFFALO	2-4 L	20-24-13
58	2/20	@ WASHINGTON	1-3 L	20-25-13
59	2/24	VANCOUVER	1-1 T	20-25-14
60	2/26	@ ANAHEIM	1-3 L	20-26-14
61	2/27	ANAHEIM	1-4 L	20-27-14
62	3/1	@ CALGARY	2-1 W	21-27-14
63	3/2	@ VANCOUVER	4-3 W	22-27-14
64	3/6	CHICAGO	0-4 L	22-28-14
65	3/9	PHOENIX	4-2 W	23-28-14
66	3/12	DETROIT	2-0 W	24-28-14
67	3/13	OTTAWA	3-2 W	25-28-14
68	3/17	FLORIDA	4-2 W	26-28-14
69	3/20	@ BOSTON	2-2 T	26-28-15
70	3/22	@ MONTREAL	1-1 T	26-28-16
71	3/24	@ TORONTO	8-5 W	27-28-16
72	3/26	@ OTTAWA	1-1 T	27-28-17
73	3/28	@ EDMONTON	2-5 L	27-29-17
74	3/31	COLORADO	2-3 L	27-30-17
75	4/2	@ VANCOUVER	7-0 W	28-30-17
76	4/3	VANCOUVER	5-2 W	29-30-17
77	4/6	@ PHOENIX	1-0 W	30-30-17
78	4/8	@ LOS ANGELES	2-3 L	30-31-17
79	4/9	@ ANAHEIM	4-1 W	31-31-17
80	4/12	EDMONTON	4-5 L	31-32-17
81	4/16	LOS ANGELES	0-2 L	31-33-17
82	4/17	ANAHEIM	3-3 T	31-33-18

\* — OVERTIME

## GOALTENDERS

NO	GOALTENDER	GP	MINS	AVG	W	L	T	SO	GA
30	SEAN GAUTHIER	1	3	.00	0	0	0	0	0
31	STEVE SHIELDS	37	2162	2.22	15	11	8	4	80
29	MIKE VERNON	49	2831	2.27	16	22	10	4	107
	TOTALS	82	5016	2.28	31	33	18	8	191

\* — ROOKIE





## 1997-98 SEASON REVIEW

## SEASON HIGHLIGHTS

- Set a franchise record for most wins (34).
- Sharks qualify for the Stanley Cup Playoffs after a two-year absence.
- Posted a seven-game unbeaten streak, April 1-16 (4-0-3).
- **LW Jeff Friesen** (63 points) became the youngest NHL player (21 years old) ever to lead his team in scoring.
- Team posts second-highest point total ever (78) (34-38-10).

## MAJOR TRANSACTIONS

- Acquired a first round selection (third overall, D Brad Stuart) and second round selection (29th overall, RW Jonathan Cheechoo) in the 1998 NHL Entry Draft from Nashville in exchange for San Jose's first round selection (second overall) and second round selection (85th overall) in the 1998 NHL Entry Draft.
- Acquired **G Steve Shields** and a fourth round selection in the 1998 NHL Entry Draft from Buffalo Sabres in exchange for G Kay Whitmore, a second round selection in 1998 (from Colorado) and future considerations on June 26, 1998.
- Acquired **D Bryan Marchment** and **D David Shaw** from Tampa Bay in exchange for LW Andrei Nazarov and Tampa Bay's option to swap first round picks in the 1998 NHL Entry Draft on March 24, 1998.
- Acquired **C Mike Ricci** and a second round selection in the 1998 NHL Entry Draft from Colorado in exchange for RW Shean Donovan and a first round selection in the 1998 NHL Entry Draft on Nov. 20, 1997.
- Acquired **G Mike Vernon** from Detroit in exchange for second round draft selections in the 1998 and 1999 NHL Entry Drafts on Aug. 18, 1997.
- Acquired LW **Stephane Matteau** from St. Louis in exchange for C Darren Turcotte on July 25, 1997.
- Acquired LW **Murray Craven** from Chicago in exchange for LW Petri Varis and a sixth round selection in the 1998 NHL Entry Draft on July 24, 1997.

## PACIFIC DIVISION

	GP	W	L	T	GF	GA	PTS	P/PCT
COLORADO (2)	82	39	26	17	231	205	95	.579
LOS ANGELES (5)	82	38	33	11	227	225	87	.530
EDMONTON (7)	82	35	37	10	215	224	80	.488
SAN JOSE (8)	82	34	38	10	210	216	78	.476
CALGARY (11)	82	26	41	15	217	252	67	.406
ANAHEIM (12)	82	26	43	13	205	261	65	.396
VANCOUVER (13)	82	25	43	14	224	273	64	.390

## FINAL STATISTICS

P	NO	PLAYER	GP	G	A	PTS	PIM
R	39	JEFF FRIESEN	79	31	32	63	40
R	15	JOHN MACLEAN	(NJ)	26	3	6	11
		(SJ)	51	13	19	32	28
		(TTL)	77	16	27	43	4
R	11	OWEN NOLAN	75	14	27	41	144
C	14	*PATRICK MARLEAU	74	13	19	32	14
D	2	BILL HOULDER	82	7	25	32	48
L	19	*MARC STORM	74	10	20	30	40
L	37	STEPHANE MATTEAU	73	15	14	29	60
L	22	MURRAY CRAVEN	67	12	17	29	25
C	9	BERNIE NICHOLLS	60	6	22	28	26
C	16	MIKE RICCI	(COL)	6	0	4	2
		(SJ)	59	9	14	23	30
		(TTL)	65	9	18	27	32
R	21	TONY GRANATO	59	16	9	25	70
D	10	MARCUS RAGNARSSON	79	5	20	25	65
R	17	JOE MURPHY	(STL)	27	4	9	13
		(SJ)	10	5	4	9	14
		(TTL)	37	9	13	22	36
D	5	*TODD GILL	64	8	13	21	31
D	40	MIKE RATHJE	81	3	12	15	59
D	20	*ANDREI ZYZOVIN	56	6	7	13	66
D	27	BRYAN MARCHMENT	(EDM)	27	0	4	58
		(TB)	22	2	4	6	43
		(SJ)	12	0	3	3	43
		(TTL)	61	2	11	13	144
L	28	SHAWN BURR	(DAL)	42	6	6	12
		(CHI)	56	2	10	12	140
		(SJ)	22	4	6	10	14
		(CHI)	4	0	1	1	2
		(DAL)	1	0	0	0	0
		(CHI)	3	0	0	0	2
		(TTL)	30	4	7	11	18
D	5	DOUG BODGER	28	4	6	10	32
C	43	AL IAFRATE	21	2	7	9	28
C	12	RON SUTTER	57	2	7	9	22
L	26	DAVE LOWRY	(FLA)	7	0	0	2
		(SJ)	50	4	4	8	51
		(TTL)	57	4	4	8	53
C	25	VIKTOR KOZLOV	18	5	2	7	2
R	12	SHEAN DONOVAN	20	3	3	6	22
R	27	*ALEXANDER KOROLYUK	19	2	3	5	6
D	7	*RICHARD BRENNAN	11	1	2	3	2
L	17	STEPHEN GJULLA	7	1	1	2	112
L	62	ANDREI NAZAROV	40	1	1	2	112
G	29	MIKE VERNON	62	0	2	2	24
L	24	BARRY POTOMSKI	6	0	1	1	30
G	30	JASON MUZZATTI	(NYR)	6	0	0	10
		(SJ)	1	0	0	0	0
		(TTL)	7	0	0	0	10
D	5	KEN SUTTON	(NJL)	13	0	0	0
		(SJ)	8	0	0	0	15
		(TTL)	21	0	0	0	21
G	32	KELLY HRUDEY	28	0	0	0	2
C	16	DODD WOOD	8	0	0	0	40
L	34	NIKLAS ANDERSSON	5	0	0	0	2

## GOALTENDERS

NO	GOALTENDER	GP	MIN	AVG	W	L	T	SO	GA
29	MIKE VERNON	62	3564	2.46	30	22	8	5	146
32	KELLY HRUDEY	28	1360	2.74	4	16	2	1	82
30	JASON MUZZATTI	1	27	4.44	0	0	0	0	2
TOTALS		82	4973	2.61	34	38	10	7	216

\* — ROOKIE; &amp; — TRADED

## GAME-BY-GAME RESULTS

GA	DATE	OPPONENT	RESULT	RECORD
1	10/1	EDMONTON	3-5 L	0-1-0
2	10/4	CHICAGO	3-2 W	1-1-0
3	10/7	OTTAWA	0-1 L	1-2-0
4	10/9	@ COLORADO	2-3 L	1-3-0
5	10/11	BOSTON	5-2 W	2-3-0
6	10/13	PHILADELPHIA	2-3 L*	2-4-0
7	10/16	N.Y. ISLANDERS	2-5 L	2-5-0
8	10/19	@ PHOENIX	3-5 L	2-6-0
9	10/22	PITTSBURGH	2-5 L	2-7-0
10	10/25	@ NEW JERSEY	4-3 W	3-7-0
11	10/27	@ N.Y. ISLANDERS	2-1 W	4-7-0
12	10/29	@ DETROIT	3-4 L	4-8-0
13	10/31	@ CHICAGO	3-5 L	4-9-0
14	11/1	@ ST. LOUIS	0-2 L	4-10-0
15	11/4	TORONTO	0-0 T	4-10-1
16	11/7	MONTREAL	3-4 L	4-11-1
17	11/8	TAMPA BAY	3-1 W	5-11-1
18	11/10	@ ANAHEIM	6-4 W	6-11-1
19	11/12	VANCOUVER	2-5 L	6-12-1
20	11/13	@ LOS ANGELES	3-6 L	6-13-1
21	11/15	PHOENIX	2-3 L	6-14-1
22	11/18	ANAHEIM	4-2 W	7-14-1
23	11/20	@ PHILADELPHIA	3-0 W	8-14-1
24	11/22	@ WASHINGTON	5-2 W	9-14-1
25	11/24	@ MONTREAL	2-2 T	9-14-2
26	11/25	@ TORONTO	1-3 L	9-15-2
27	11/28	NEW JERSEY	2-4 L	9-16-2
28	11/30	@ EDMONTON	1-6 L	9-17-2
29	12/1	@ CALGARY	2-3 L*	9-18-2
30	12/4	@ VANCOUVER	3-2 W	10-18-2
31	12/10	WASHINGTON	3-3 T	10-18-3
32	12/12	@ DALLAS	1-0 W	11-18-3
33	12/14	@ CHICAGO	2-1 W	12-18-3
34	12/16	DETROIT	5-1 W	13-18-3
35	12/18	VANCOUVER	0-0 T	13-18-4
36	12/21	@ ANAHEIM	4-2 W	14-18-4
37	12/26	PHOENIX	0-4 L	14-19-4
38	12/29	@ TAMPA BAY	1-2 L	14-20-4
39	12/30	@ FLORIDA	2-2 T	14-20-5
40	1/2	@ DETROIT	4-1 W	15-20-5
41	1/3	@ BOSTON	0-3 L	15-21-5
42	1/6	ST. LOUIS	1-5 L	15-22-5
43	1/10	BUFFALO	5-2 W	16-22-5
44	1/12	DALLAS	1-3 L	16-23-5
45	1/14	LOS ANGELES	2-4 L	16-24-5
46	1/15	@ COLORADO	2-2 T	16-24-6
47	1/21	CALGARY	7-1 W	17-24-6
48	1/23	EDMONTON	3-2 W	18-24-6
49	1/24	FLORIDA	1-1 T	18-24-7
50	1/27	ANAHEIM	4-2 W	19-24-7
51	1/29	CHICAGO	0-3 L	19-25-7
52	1/31	COLORADO	5-2 W	20-25-7
53	2/2	N.Y. RANGERS	3-0 L	20-26-7
54	2/4	@ EDMONTON	2-3 W	21-26-7
55	2/5	@ CALGARY	2-4 L	21-27-7
56	2/7	@ VANCOUVER	3-6 L	21-28-7
57	2/26	ST. LOUIS	3-1 W	22-28-7
58	2/28	@ EDMONTON	1-4 L	22-29-7
59	3/3	CAROLINA	1-3 L	22-30-7
60	3/5	DETROIT	5-4 W	23-30-7
61	3/6	@ ANAHEIM	3-0 W	24-30-7
62	3/9	TORONTO	3-2 W	25-30-7
63	3/11	@ N.Y. RANGERS	3-5 L	25-31-7
64	3/12	@ BUFFALO	1-3 L	25-32-7
65	3/14	@ CAROLINA	2-1 W	26-32-7
66	3/16	LOS ANGELES	2-1 W	27-32-7
67	3/18	DALLAS	1-3 L	27-33-7
68	3/21	COLORADO	0-0 T	27-34-7
69	3/22	@ PHOENIX	1-3 L	27-35-7
70	3/24	LOS ANGELES	3-4 L	27-36-7
71	3/26	@ LOS ANGELES	5-2 W	28-36-7
72	3/28	@ DALLAS	4-1 W	29-36-7
73	3/30	@ ST. LOUIS	2-6 L	29-37-7
74	4/1	@ PITTSBURGH	3-2 W	30-37-7
75	4/2	@ OTTAWA	3-3 T	30-37-8
76	4/4	@ TORONTO	5-3 W	31-37-8
77	4/7	CALGARY	6-0 W	32-37-8
78	4/9	ANAHEIM	4-2 W	33-37-8
79	4/11	VANCOUVER	1-1 T	33-37-9
80	4/15	@ CALGARY	3-3 T	33-37-10
81	4/16	@ COLORADO	1-4 L	33-38-10
82	4/18	CALGARY	4-1 W	34-38-10

\* — OVERTIME





## 1996-97 SEASON REVIEW

## SEASON HIGHLIGHTS

- **C Bernie Nicholls** played in his NHL 1,000th game at St. Louis on Oct. 20.
- **D Todd Gill** named fourth team captain in franchise history on Dec. 3.
- Sharks achieve their 100th consecutive sellout on Dec. 17 as 17,442 see the Sharks play hosts to Toronto.
- The 47th NHL All-Star Game was played at San Jose Arena on Jan. 18. Sharks are represented by **RW Owen Nolan** and **LW Tony Granato**, who was selected as the commissioner's special selection for the Western Conference. Granato is named a starter on the Western Conference squad and Nolan recorded a hat trick.
- **Granato** became the first player in franchise history to win a major postseason NHL award by receiving the Bill Masterton Memorial Trophy on June 21. The trophy is presented annually by the Professional Hockey Writers' Association to "the National Hockey League player who best exemplifies the qualities of perseverance, sportsmanship and dedication to hockey."

## MAJOR TRANSACTIONS

- Acquired **G Ed Belfour** from Chicago in exchange for **G Chris Terreri**, **RW Ulf Dahlen** and **D Michal Sykora** on Jan. 25, 1997.
- Signed **C Ron Sutter** on Oct. 12, 1996.
- Acquired **D Marty McSorley** from New York Rangers in exchange for **D Jay More**, **C Brian Swanson** and fourth round draft selection in 1998 on Aug. 20, 1996.
- Signed free agent **LW Tony Granato** on Aug. 15, 1996.
- Signed free agent **C Bernie Nicholls** on July 30, 1996.
- Signed free agent **G Kelly Hrudey** on July 18, 1996.
- Acquired Chicago's 1996 first round draft selection (21st overall, **LW Marco Sturm**) in exchange for two 1996 second round draft selections on June 22, 1996.
- Acquired **D Al Iafate** from Boston in exchange for **RW Jeff Odgers** and fifth round draft selection in 1996 on June 21, 1996.
- Acquired **D Todd Gill** from Toronto in exchange for **C Jamie Baker** and fifth round draft selection in 1996 on June 14, 1996.
- **Al Sims** named as head coach on June 6, 1996.

## PACIFIC DIVISION

	GP	W	L	T	GF	GA	PTS	P/PCT
COLORADO (1)	82	49	24	9	277	205	107	.652
ANAHAIM (4)	82	36	33	13	245	233	85	.518
EDMONTON (7)	82	36	37	9	252	247	81	.494
VANCOUVER (9)	82	35	40	7	257	273	77	.470
CALGARY (10)	82	32	41	9	214	239	73	.445
LOS ANGELES (12)	82	28	43	11	214	268	67	.409
SAN JOSE (13)	82	27	47	8	211	278	62	.378

## FINAL STATISTICS

P	NO	PLAYER	GP	G	A	PTS	PIM
R	11	OWEN NOLAN	72	31	32	63	155
C	39	JEFF FRIESEN	82	28	34	62	75
C	9	BERNIE NICHOLLS	65	12	33	45	63
L	25	VIKTOR KOZLOV	78	16	25	41	40
L	21	TONY GRANATO	76	25	15	40	159
C	8	DARREN TURCOTTE	65	16	21	37	16
L	62	ANDREI NAZAROV	60	12	15	27	222
L	17	*STEPHEN GUOLIA	43	13	8	21	14
D	23	TODD GILL	79	9	21	21	101
R	22	ULF DAHLEN	43	8	11	19	8
D	4	GREG HAWGOOD	63	6	12	18	69
D	10	MARCUS RAGNARSSON	69	3	14	17	63
D	33	MARTY MCSORLEY	57	4	12	16	186
R	3	DOUG BODGER	81	1	15	16	64
D	42	SEAN DONOVAN	73	9	6	15	42
D	43	AL IAFATE	38	6	9	15	91
C	12	RON SUTTER	78	5	7	12	65
L	22	BOB ERREY	36	0	2	3	27
		(DET)	30	3	6	9	20
		(SJ)	66	4	8	12	47
		(TTL)	35	2	6	8	12
D	44	VLASTIMIL KROUPA	31	0	8	21	
D	40	MIKE RATKJE	35	2	5	7	59
C	16	DODDY WOOD	44	3	2	5	193
L	7	VILLE PELTONEN	28	2	3	5	0
R	18	CHRIS TAWOILL	25	4	0	4	8
R	19	TIM HUNTER	46	2	4	4	135
L	14	RAY WHITNEY	12	0	2	2	4
R	36	TODD EWEN	51	0	2	2	162
D	5	*JASON WIDMER	2	0	1	1	0
C	15	*ALEXEY KHEGOROV	2	0	1	0	0
C	28	JAIN FRASER	2	0	0	0	2
R	91	*JAN CALOUN	2	0	0	0	0
G	31	WADE FLAHERTY	7	0	0	0	0
D	26	CHRIS LIPUMA	8	0	0	0	22
G	20	ED BELFOUR	33	0	0	0	26
		(CHI)	13	0	0	0	8
		(SJ)	46	0	0	0	34
		(TTL)	48	0	0	0	0
G	30	KELLY HRUDEY	22	0	0	0	0
G	32	CHRIS TERRERI	22	0	0	0	0

## GAME-BY-GAME RESULTS

GA	DATE	OPPONENT	RESULT	RECORD
1	10/5	N.Y. ISLANDERS	2-2 T	0-0-1
2	10/6	@ LOS ANGELES	7-6 W*	1-0-1
3	10/8	@ COLORADO	0-6 L	1-1-1
4	10/10	@ PHOENIX	1-4 L	1-2-1
5	10/12	BOSTON	3-5 L	1-3-1
6	10/16	FLORIDA	3-3 T	1-3-2
7	10/18	@ ANAHEIM	4-1 W	2-3-2
8	10/20	@ ST. LOUIS	3-2 W	3-3-2
9	10/22	@ TORONTO	3-4 L	3-4-2
10	10/24	@ NEW JERSEY	1-3 L	3-5-2
11	10/26	@ NY ISLANDERS	2-2 T	3-5-3
12	10/27	@ CHICAGO	4-5-3	
13	10/30	CALGARY	3-1 W	5-5-3
14	11/1	@ ANAHEIM	3-4 L	5-6-3
15	11/2	MONTREAL	4-3 W*	6-6-3
16	11/6	COLORADO	1-4 L	6-7-3
17	11/8	DALLAS	3-1 W	7-7-3
18	11/12	HARTFORD	3-4 L	7-8-3
19	11/15	@ DETROIT	1-5 L	7-9-3
20	11/16	@ PHILADELPHIA	2-2 T	7-9-4
21	11/18	@ BOSTON	2-4 L	7-10-4
22	11/21	DETROIT	1-6 L	7-11-4
23	11/23	ANAHEIM	0-3 L	7-12-4
24	11/27	CHICAGO	3-2 W	8-12-4
25	11/29	EDMONTON	2-4 L	8-13-4
26	12/1	@ ST. LOUIS	4-3 W	9-13-4
27	12/4	@ DALLAS	2-1 W	10-13-4
28	12/7	TAMPA BAY	3-4 L	10-14-4
29	12/11	WASHINGTON	3-2 W	11-14-4
30	12/13	PITTSBURGH	0-4 L	11-15-4
31	12/17	TORONTO	2-6 L	11-16-4
32	12/20	@ WASHINGTON	2-3 L	11-17-4
33	12/21	@ PITTSBURGH	1-3 L	11-18-4
34	12/23	@ DALLAS	2-1 W	12-18-4
35	12/26	VANCOUVER	6-1 W	13-18-4
36	12/28	@ EDMONTON	3-5 L	13-19-4
**	12/29	@ VANCOUVER	PPD TO 1/20/97	
37	12/31	@ CALGARY	5-1 W	14-19-4
38	1/2	PHILADELPHIA	1-4 L	14-20-4
39	1/4	CALGARY	3-4 L	14-21-4
40	1/7	BUFFALO	1-1 T	14-21-5
41	1/9	ST. LOUIS	3-4 L	14-22-5
42	1/11	@ EDMONTON	2-1 W	15-22-5
43	1/13	PHOENIX	5-4 W	16-22-5
44	1/20	@ VANCOUVER	1-6 L	16-23-5
45	1/22	LOS ANGELES	7-2 W	17-23-5
46	1/24	NEW JERSEY	1-3 L	17-24-5
47	1/27	@ VANCOUVER	2-5 L	17-25-5
48	1/29	@ EDMONTON	1-3 L	17-26-5
49	1/30	@ CALGARY	6-3 W	18-26-5
50	2/1	COLORADO	2-1 W	19-26-5
51	2/3	CHICAGO	2-4 L	19-27-5
52	2/5	LOS ANGELES	3-2 W	20-27-5
53	2/8	@ OTTAWA	3-3 T	20-27-6
54	2/10	@ MONTREAL	2-4 L	20-28-6
55	2/12	@ DETROIT	1-7 L	20-29-6
56	2/13	@ CHICAGO	3-7 L	20-30-6
57	2/16	@ BUFFALO	2-6 L	20-31-6
58	2/18	DALLAS	3-1 W	21-31-6
59	2/20	VANCOUVER	1-6 L	21-31-6
60	2/23	@ TAMPA BAY	3-4 L	21-32-6
61	2/25	@ FLORIDA	2-2 T	21-32-7
62	2/28	@ HARTFORD	3-2 W	22-32-7
63	3/1	@ TORONTO	2-3 L	22-33-7
64	3/3	@ N.Y. RANGERS	4-5 L*	22-34-7
65	3/6	OTTAWA	2-0 W	23-35-7
66	3/9	N.Y. RANGERS	1-2 L	23-36-7
67	3/11	ST. LOUIS	3-4 L	23-37-7
68	3/14	PHOENIX	1-4 L	23-38-7
69	3/15	DETROIT	4-7 L	23-39-7
70	3/19	@ CALGARY	2-4 L	23-40-7
71	3/20	@ VANCOUVER	2-1 W	24-40-7
72	3/22	@ LOS ANGELES	1-2 L	24-41-7
73	3/24	EDMONTON	1-5 L	24-42-7
74	3/26	TORONTO	2-4 L	24-43-7
75	3/28	EDMONTON	4-3 W	25-43-7
76	4/1	@ PHOENIX	1-7 L	25-44-7
77	4/2	ANAHEIM	5-5 T	25-44-8
78	4/4	COLORADO	7-6 W*	26-44-8
79	4/7	VANCOUVER	2-3 L	26-45-8
80	4/9	@ COLORADO	4-1 W	27-45-8
81	4/11	ANAHEIM	3-4 L	27-46-8
82	4/12	@ LOS ANGELES	1-4 L	27-47-8

\* — OVERTIME

## GOALTENDERS

NO	GOALTENDER	GP	MINS	AVG	W	L	T	SO	GA
30	CHRIS TERRERI	22	1200	2.75	6	10	3	0	55
32	KELLY HRUDEY	48	2631	3.19	16	24	5	0	140
20	ED BELFOUR	33	1966	2.69	11	15	6	1	88
	(CHI)	13	757	3.41	3	9	0	1	43
	(SJ)	46	2723	2.89	14	24	6	1	131
	(TTL)	7	359	5.18	2	4	0	0	31
31	WADE FLAHERTY	7	4970	3.36	27	47	8	1	278

\* — ROOKIE





# 1995-96 SEASON REVIEW

## SEASON HIGHLIGHTS

- **RW Owen Nolan** represented the Sharks at the 1995-96 NHL All-Star Game in Boston on Jan. 20, 1996.
- Rookie **C Alexei Yegorov** became the first Sharks player to record a hat trick in the first game which he has ever scored a goal, accomplishing the feat in Calgary on Feb. 20, 1996.
- On the third goal of his hat trick on Feb. 20, **Yegorov** also posted the 1,000th goal in Sharks history, assisted by LW **Viktor Kozlov** and Nolan.
- **D Marcus Ragnarsson** was a leading candidate for the Calder Memorial Trophy, presented annually to the NHL's top rookie.
- Sharks sold out all 41 home games.
- Owner **George Gund** received the prestigious Lester Patrick Trophy, awarded for outstanding service and contributions to hockey in the United States. Gund was one of three (Milt Schmidt and Ken Morrow) who were honored on May 1, 1996.

## MAJOR TRANSACTIONS

- Acquired **C Darren Turcotte** and a second round selection in the 1996 NHL Entry Draft from Winnipeg in exchange for C Craig Janney, March 18, 1996.
- Acquired a second and fourth round selection in the 1996 NHL Entry Draft from Florida in exchange for RW Ray Sheppard, March 16, 1996.
- Named **Jim Wiley** head coach and announced dismissal of Head Coach Kevin Constantine, Dec. 2, 1995.
- Acquired **D Doug Bodger** from Buffalo in exchange for LW Vlastislav Kroupa, rights to RW Martin Spahnel, Philadelphia's fourth round pick in 1996 NHL Entry Draft and one of Philadelphia's two first round selections in the 1996 NHL Entry Draft, Nov. 16, 1995.
- Acquired one of Philadelphia's two first round selections in 1996 NHL Entry Draft, Philadelphia's fourth round pick in 1996 NHL Entry Draft and rights to RW **Martin Spahnel** in exchange for RW Pat Falloon, Nov. 16, 1995.
- Acquired **RW Owen Nolan** from Colorado in exchange for D Sandis Ozolinsh, Oct. 26, 1995.
- Acquired **RW Ray Sheppard** from Detroit in exchange for C Igor Larionov, Oct. 24, 1995.

## PACIFIC DIVISION

	GP	W	L	T	GF	GA	PTS	P/PCT
COLORADO (2)	82	47	25	10	326	240	104	.634
CALGARY (6)	82	34	37	11	241	240	79	.482
VANCOUVER (7)	82	32	35	15	278	279	79	.482
ANAHAIM (9)	82	35	39	8	234	247	78	.476
EDMONTON (10)	82	30	44	8	240	304	68	.415
LOS ANGELES (12)	82	24	40	18	256	302	66	.402
SAN JOSE (13)	82	20	55	7	252	357	47	.287

## FINAL STATISTICS

P	NO	PLAYER	GP	G	A	PTS	PIM
R	11	OWEN NOLAN	(COL) 72	29	4	8	9
		(SJ) 72	29	32	61	137	
		(TTL) 81	33	36	69	146	
C	29	CRAIG JANNEY	71	13	49	62	26
L	39	JEFF FRIESEN	79	15	31	46	42
R	26	RAY SHEPPARD	51	27	19	46	10
C	9	DARREN TURCOTTE	(WPG) 59	16	16	32	26
		(SJ) 9	6	5	11	4	
		(TTL) 68	22	21	43	30	
R/L	8	KEVIN MILLER	68	22	20	42	41
L/C	14	RAY WHITNEY	60	17	24	41	16
D	33	MARCUS RAGNARSSON	71	8	31	39	42
C	13	JAMIE BAKER	77	16	17	33	79
R	22	ULF DAHLÉN	59	16	12	28	27
D	3	DOUG BODGER	(BUF) 18	0	5	18	4
		(SJ) 57	4	19	23	50	
		(TTL) 73	4	24	28	68	
R	18	CHRIS TANCILL	45	7	16	23	20
R	42	SHEAN DONOVAN	74	13	8	21	39
D	38	MICHAEL SYKORA	79	4	16	20	54
D	34	YVES RACINE	(MTL) 25	0	3	3	26
		(SJ) 32	1	16	17	29	
		(TTL) 57	1	19	20	54	
L	25	*VIKTOR KOZLOV	62	6	13	19	6
R	36	JEFF OGDERS	78	12	4	16	192
L	23	ANDREI NAZAROV	42	7	7	14	62
L	37	*VILLE PELTONEN	31	2	11	13	14
R	43	*JAN CALOUN	11	8	3	11	0
C	16	*DODY WOOD	32	3	6	9	138
D	4	JAY MORE	74	2	7	9	147
D	44	VLASTIMIL KROUPA	27	1	7	8	18
D	2	JIM KYTE	57	1	7	8	146
D	40	MIKE RATILE	27	0	3	5	14
C	48	*ALEXEI YEGOROV	9	3	2	5	2
D	41	TOM PEDERSON	60	1	4	5	40
G	30	CHRIS TERRERI	(NJ) 46	0	0	0	0
		(SJ) 46	0	5	5	4	
		(TTL) 50	0	5	5	4	
R	21	DAVE BROWN	37	3	1	4	46
D	6	SANDIS OZOLINSH	7	1	3	4	4
R	17	PAT FALLOON	9	3	0	3	4
C	8	IGOR LARIONOV	4	1	1	2	0
D	28	SERGEI BAUTIN	1	0	0	0	2
D	29	*GEOFF SARJEANT	4	0	0	0	2
G	32	ARTURS IRBE	22	0	0	0	4
G	31	WADE FLAHERTY	24	0	0	0	0

\* — ROOKIE

## GAME-BY-GAME RESULTS

GA	DATE	OPPONENT	RESULT	RECORD
1	10/7	CHICAGO	3-4 L	0-1-0
2	10/12	BOSTON	6-6 T	0-1-1
3	10/14	VANCOUVER	6-7 L	0-2-1
4	10/17	@ TORONTO	2-7 L	0-3-1
5	10/19	@ WINNIPEG	3-3 T	0-3-2
6	10/22	@ EDMONTON	1-1 T	0-3-3
7	10/25	WINNIPEG	1-6 L	0-4-3
8	10/28	DALLAS	3-4 L	0-5-3
9	10/30	@ VANCOUVER	3-4 L	0-6-3
10	10/31	N.Y. RANGERS	3-5 L	0-7-3
11	11/2	NEW JERSEY	3-3 T	0-7-4
12	11/4	ST. LOUIS	7-3 W	1-7-4
13	11/7	@ HARTFORD	3-7 L	1-8-4
14	11/8	@ BUFFALO	2-7 L	1-9-4
15	11/10	PITTSBURGH	1-9 L	1-10-4
16	11/11	DETROIT	2-1 L	1-11-4
17	11/14	N.Y. ISLANDERS	3-5 L	1-12-4
18	11/16	@ ST. LOUIS	1-3 L	1-13-4
19	11/17	@ DALLAS	1-2 L	1-14-4
20	11/19	@ CHICAGO	3-2 W	2-14-4
21	11/21	@ WASHINGTON	2-3 L	2-15-4
22	11/22	@ DETROIT	2-5 L	2-16-4
23	11/25	VANCOUVER	7-2 W	3-16-4
24	11/29	CALGARY	3-5 L	3-17-4
25	12/1	@ VANCOUVER	2-7 L	3-18-4
26	12/2	WASHINGTON	5-3 W	4-18-4
27	12/5	@ COLORADO	2-12 L	4-19-4
28	12/7	WINNIPEG	5-3 W	5-19-4
29	12/9	EDMONTON	2-4 L	5-20-4
30	12/12	OTTAWA	2-1 W	6-20-4
31	12/14	TORONTO	1-4 L	6-21-4
32	12/16	@ ST. LOUIS	2-2 T	6-22-4
33	12/17	@ DALLAS	2-4 L	6-23-4
34	12/19	@ ANAHEIM	7-4 W	7-23-4
35	12/22	LOS ANGELES	4-3 W	8-23-4
36	12/26	COLORADO	1-5 L	8-24-4
37	12/29	@ ANAHEIM	2-4 L	8-25-4
38	1/3	PHILADELPHIA	1-3 L	8-26-4
39	1/5	LOS ANGELES	2-5 L	8-27-4
40	1/6	@ LOS ANGELES	5-7 L	8-28-4
41	1/8	FLORIDA	2-5 L	8-29-4
42	1/10	@ N.Y. RANGERS	4-7 L	8-30-4
43	1/11	@ NEW JERSEY	2-1 W	9-30-4
44	1/13	@ PITTSBURGH	10-8 W	10-30-4
45	1/16	@ FLORIDA	1-4 L	10-31-4
46	1/17	@ TAMPA BAY	4-6 L	10-32-4
47	1/24	@ DETROIT	2-4 L	10-33-4
48	1/25	@ CHICAGO	1-2 L	10-34-4
49	1/27	COLORADO	3-4 L*	10-35-4
50	1/30	HARTFORD	8-2 W	11-35-4
51	2/1	LOS ANGELES	6-6 T	11-35-5
52	2/3	CHICAGO	1-4 L	11-36-5
53	2/5	TORONTO	6-4 W	12-36-5
54	2/10	@ LOS ANGELES	6-1 W	13-36-5
55	2/12	@ MONTREAL	0-3 L	13-37-5
56	2/14	@ TORONTO	3-4 L	13-38-5
57	2/15	@ OTTAWA	2-2 T	13-38-6
58	2/17	@ N.Y. ISLANDERS	2-4 L	13-39-6
59	2/20	@ CALGARY	3-5 L	13-40-6
60	2/23	@ VANCOUVER	1-3 L	13-41-6
61	2/25	@ ANAHEIM	1-3 L	13-42-6
62	2/26	MONTREAL	7-4 W	14-42-6
63	3/1	TAMPA BAY	3-7 L	14-43-6
64	3/3	CALGARY	1-5 L	14-44-6
65	3/5	@ COLORADO	5-3 W	15-44-6
66	3/6	DALLAS	1-2 L	15-45-6
67	3/8	@ EDMONTON	2-4 L	15-46-6
68	3/10	BUFFALO	6-4 W	16-46-6
69	3/13	EDMONTON	3-8 L	16-47-6
70	3/15	ST. LOUIS	2-4 L	16-48-6
71	3/17	@ PHILADELPHIA	2-8 L	16-49-6
72	3/18	@ BOSTON	3-3 T	16-49-7
73	3/20	@ WINNIPEG	7-1 W	17-49-7
74	3/22	@ CALGARY	2-1 W*	18-49-7
75	3/28	COLORADO	3-8 L	18-50-7
76	3/31	ANAHEIM	2-4 L	18-51-7
77	4/2	DETROIT	6-3 W	19-51-7
78	4/4	EDMONTON	5-3 W	20-51-7
79	4/6	@ COLORADO	1-5 L	20-52-7
80	4/7	ANAHEIM	1-5 L	20-53-7
81	4/10	@ LOS ANGELES	2-6 L	20-54-7
82	4/12	CALGARY	0-6 L	20-55-7

\* — OVERTIME

## GOALTENDERS

NO	GOALTENDER	GP	MIN	AVG	W	L	T	SO	GA
30	CHRIS TERRERI (SJ)	46	2516	3.70	13	29	1	0	155
	(NJ)	4	210	2.57	3	0	0	0	9
32	ARTURS IRBE (TTL)	50	2726	3.61	16	29	1	0	164
31	WADE FLAHERTY	24	1112	4.59	4	12	4	85	4
29	*GEOFF SARJEANT	4	1137	4.85	3	12	1	0	92
30	*GEOFF SARJEANT	4	171	4.91	0	2	1	0	140
TOTALS		82	4959	4.32	20	55	7	0	357

\* — ROOKIE





## 1994-95 SEASON REVIEW

## SEASON HIGHLIGHTS

- NHL season postponed from October 1994-January 1995 due to labor strife.
- San Jose opened the shortened season by winning five of their first six games.
- Sharks qualified for the playoffs as the Western Conference's No. 7 seed. They advanced to the Western Conference Semifinals for the second consecutive season after stunning Calgary in a dramatic double overtime Game Seven thriller.

## MAJOR TRANSACTIONS

- Acquired a 1995 sixth round selection from Florida in exchange for LW Gaetan Duchesne, April 7, 1995.
- Acquired RW **Kevin Miller** from St. Louis in exchange for C Todd Elik, March 30, 1995.
- Acquired C **Craig Janney** and other considerations from St. Louis in exchange for D Jeff Norton, a fourth round selection in 1997 and future considerations, March 6, 1995.
- Acquired a 1998 fifth round selection and future considerations from Florida in exchange for LW Johan Garpenlov, March 3, 1995.
- Acquired a 1995 fifth round selection from Detroit in exchange for LW Bob Errey, Feb. 27, 1995.
- Acquired a 1997 fourth round selection from Chicago in exchange for G Jimmy Waite, Feb. 6, 1995.

## PACIFIC DIVISION

	GP	W	L	T	GF	GA	PTS	P/PCT
CALGARY (3)	48	24	17	7	163	135	55	.573
VANCOUVER (6)	48	18	18	12	153	148	48	.500
<b>SAN JOSE (7)</b>	<b>48</b>	<b>19</b>	<b>25</b>	<b>4</b>	<b>129</b>	<b>161</b>	<b>42</b>	<b>.438</b>
LOS ANGELES (9)	48	16	23	9	142	174	41	.427
EDMONTON (11)	48	17	27	4	136	183	38	.396
ANAHEIM (12)	48	16	27	5	125	164	37	.385

## FINAL STATISTICS

P	NO	PLAYER	GP	G	A	PTS	PIM
R	22	ULF DAHLEN	46	11	23	34	11
C	15	CRAIG JANNEY (STL)	8	2	5	7	0
		(SJ)	27	5	15	20	10
		(TTL)	35	7	20	27	10
L	39	*JEFF FRIESE	48	15	10	25	14
C	14	RAY WHITNEY	39	13	12	25	14
D	6	SANDIS OZOLINSH	48	9	16	25	30
R	24	SERGEI MAKAROV	43	10	14	24	40
C	7	IGOR LARIONOV	33	4	20	24	14
R	8	KEVIN MILLER (STL)	15	2	5	7	0
		(SJ)	21	6	7	13	13
		(TTL)	36	8	12	20	13
R	17	PAT FALLOON	46	12	7	19	25
C	27	TODD ELIK	22	7	10	17	18
D	41	TOM PEDERSON	47	5	11	16	31
R	18	CHRIS TANCILL	26	3	11	14	10
C	13	JAMIE BAKER	43	7	4	11	22
D	8	JEFF NORTON	20	1	9	10	39
D	40	MIKE RATHJE	42	2	7	9	29
L	11	GAETAN DUCHESNE	33	2	7	9	16
L	23	*ANDREI NAZAROV	26	3	5	8	94
R	36	JEFF ODGERS	48	4	3	7	117
D	2	JIM KYTE	18	2	5	7	33
D	4	JAY MORE	45	0	6	6	71
D	3	ILYA BYAKIN	13	0	5	5	14
D	38	*MICHAL SYKORA	16	0	4	4	10
L	12	BOB ERREY	13	2	2	4	27
C	9	V. BUTSAYEV	6	2	0	2	0
L	47	*VIKTOR KOZLOV	16	2	0	2	2
C	16	*DODY WOOD	9	1	1	2	29
D	26	VLASTIMIL KROUPA	14	0	2	2	16
D	44	SHAWN CRONIN	29	0	2	2	61
L	10	JOHAN GARPENLOV	13	1	1	2	2
G	31	WADE FLAHERTY	18	0	1	1	0
R	42	*SHEAN DONOVAN	14	0	0	0	6
G	32	ARTURS IRBE	38	0	0	0	4

\* — ROOKIE

## GAME-BY-GAME RESULTS

GA	DATE	OPPONENT	RESULT	RECORD
1	1/20	ST. LOUIS	2-5 L	0-1-0
2	1/21	TORONTO	3-2 W	1-1-0
3	1/25	WINNIPEG	4-0 W	2-1-0
4	1/28	DALLAS	3-2 W	3-1-0
5	1/30	CHICAGO	2-1 W	4-1-0
6	2/2	@ DALLAS	2-1 W	5-1-0
7	2/4	@ WINNIPEG	3-3 T	5-1-1
8	2/6	@ TORONTO	3-7 L	5-2-1
9	2/7	@ DETROIT	0-6 L	5-3-1
10	2/10	@ EDMONTON	1-5 L	5-4-1
11	2/11	@ VANCOUVER	1-1 T	5-4-2
12	2/15	VANCOUVER	3-1 W	6-4-2
13	2/17	@ LOS ANGELES	2-0 W	7-4-2
14	2/18	ANAHEIM	3-6 L	7-5-2
15	2/20	@ CHICAGO	2-3 L	7-6-2
16	2/22	@ ST. LOUIS	3-4 L	7-7-2
17	2/24	CALGARY	0-3 L	7-8-2
18	2/26	VANCOUVER	1-5 L	7-9-2
19	2/28	@ VANCOUVER	4-3 W	8-9-2
20	3/2	@ TORONTO	4-3 W	9-9-2
21	3/4	@ WINNIPEG	2-4 L	9-10-2
22	3/8	EDMONTON	2-5 L	9-11-2
--	3/10	DETROIT POSTPONED TO 4/5/95		
23	3/15	TORONTO	1-2 L	9-12-2
24	3/17	@ EDMONTON	3-5 L	9-13-2
25	3/19	@ CALGARY	5-3 W	10-13-2
26	3/21	CHICAGO	3-7 L	10-14-2
27	3/23	ANAHEIM	3-6 L	10-15-2
28	3/25	@ LOS ANGELES	3-1 W	11-15-2
29	3/26	LOS ANGELES	3-7 L	11-16-2
30	3/28	WINNIPEG	6-5 W*	12-16-2
31	3/31	@ ST. LOUIS	1-4 L	12-17-2
32	4/2	@ ANAHEIM	4-5 L	12-18-2
33	4/5	DETROIT	3-5 L	12-19-2
34	4/7	EDMONTON	5-0 W	13-19-2
35	4/9	@ EDMONTON	5-2 W	14-19-2
36	4/10	@ CALGARY	3-8 L	14-20-2
37	4/12	@ CHICAGO	3-2 W	15-20-2
38	4/13	@ DETROIT	0-3 L	15-21-2
39	4/16	LOS ANGELES	2-0 W	16-21-2
40	4/17	@ ANAHEIM	0-3 L	16-22-2
41	4/19	@ DALLAS	5-5 T	16-23-3
42	4/23	DETROIT	1-5 L	16-23-3
43	4/25	CALGARY	2-3 L	16-24-3
44	4/26	@ ANAHEIM	5-2 W	17-24-3
45	4/28	LOS ANGELES	4-0 W	18-24-3
46	4/30	ST. LOUIS	3-4 L	18-25-3
47	5/1	DALLAS	3-1 W	19-25-3
48	5/3	VANCOUVER	3-3 T	19-25-4

\* — OVERTIME

## GOALTENDERS

NO	GOALTENDER	GP	MIN	AVG	W	L	T	SO	GA
31	WADE FLAHERTY	18	852	3.10	5	6	1	1	44
32	ARTURS IRBE	38	2043	3.26	14	19	3	4	111
	<b>TOTALS</b>	<b>48</b>	<b>2904</b>	<b>3.33</b>	<b>19</b>	<b>25</b>	<b>4</b>	<b>5</b>	<b>161</b>





## 1993-94 SEASON REVIEW

## SEASON HIGHLIGHTS

- Sharks finished 33-35-16 (82 points) and make first playoff appearance in club history. This marks the greatest single-season turnaround in NHL history — 58 points better than 1992-93's output of 24 points (11-71-2).
- G Arturs Irbe and D Sandis Ozolinsh participated in the NHL All-Star Game at New York's Madison Square Garden.
- Team recorded nine-game unbeaten streak (7-0-2).
- Rookie Head Coach Kevin Constantine finishes second in voting for Jack Adams Award (NHL Coach of the Year).
- Irbe sets NHL record for most minutes played in a season (4,412).
- Team upsets first-seed Detroit in opening round of Stanley Cup Playoffs before falling to Toronto in seven games.
- RW Sergei Makarov becomes the first 30-goal scorer in franchise history.

## MAJOR TRANSACTIONS

- Acquired D Jeff Norton from N.Y. Islanders in exchange for 1994 a third round draft pick on June 20, 1993.
- Acquired LW Gaetan Duchesne from Dallas in exchange for 1994 a sixth round draft pick on June 20, 1993.
- Acquired RW Ulf Dahlen from Dallas in exchange for D Doug Zmolek and D Mike Lalor on March 19, 1994.
- Acquired C Todd Elik off waivers from Edmonton on Oct. 26, 1993.
- Signed free agents C Jamie Baker on Aug. 18, 1993 and LW Bob Errey on Aug. 17, 1993.

## PACIFIC DIVISION

	GP	W	L	T	GF	GA	PTS
CALGARY (4)	84	42	29	13	302	256	97
VANCOUVER (7)	84	41	40	3	279	276	85
SAN JOSE (8)	84	33	35	16	252	265	82
ANAHEIM (9)	84	33	46	5	229	251	71
LOS ANGELES (10)	84	27	45	12	294	322	66
EDMONTON (11)	84	25	45	14	261	305	64

## FINAL STATISTICS

P	NO	PLAYER	GP	G	A	PTS	PIM
R	22	ULF DAHLEN (DAL) (S.J.) (TTL)	65	19	38	57	10
			13	6	6	12	0
			78	25	44	69	10
R	24	SERGEI MAKAROV	80	30	38	68	78
C	27	TODD ELIK (EDM) (S.J.) (TTL)	75	25	41	66	89
			79	25	41	66	95
D	6	SANDIS OZOLINSH	81	26	38	64	24
C	7	IGOR LARIONOV	60	18	38	56	40
R	17	PAT FALLOON	83	22	31	53	18
L	10	JOHAN GARPENLOV	80	18	35	53	28
L	14	RAY WHITNEY	61	14	26	40	14
D	8	JEFF NORTON	64	7	33	40	36
R	37	ROB GAUDREAU	84	15	20	35	28
L	12	BOB ERREY	64	12	18	30	126
L	11	GAETAN DUCHESNE	84	12	18	30	28
D	41	TOM PEDERSON	74	6	19	25	31
C	9	V. BUTSAEV (PHI) (S.J.) (TTL)	47	12	9	21	58
			15	12	11	23	68
R	36	JEFF ODGERS	81	13	8	21	222
C	13	JAMIE BAKER	65	12	5	17	38
D	40	*MIKE RATHJE	47	1	9	10	59
C	33	DALE CRAIGWELL	58	3	6	9	16
D	4	JAY MORE	49	1	6	7	63
D	38	*MICHAL SYKORA	22	1	4	5	14
L	50	JAROSLAV OTEVREL	9	3	2	5	2
C	47	MIKE SULLIVAN	26	2	2	4	4
D	19	DOUG ZMOLEK	68	0	4	4	122
C	20	KIP MILLER	11	2	2	4	6
D	26	*VLASTIMIL KROUPA	27	1	3	4	20
D	2	ROB ZETTLER	42	0	3	3	65
D	44	SHAWN CRONIN	34	0	2	2	76
G	32	ARTURS IRBE	74	0	2	2	16
D	5	MIKE LALOR	23	0	2	2	8
C	43	JEFF MCLEAN	6	1	0	1	0
C	9	GARY EMMONS	3	1	0	1	0
C	27	DAVE CAPUANO	4	0	1	1	0
L	23	*ANDRIE NAZAROV	1	0	0	0	0
L	25	DAVE MALEY	19	0	0	0	30
R	15	DAVID BRUCE	2	0	0	0	0
G	29	JIM WAITE	15	0	0	0	6

## GAME-BY-GAME RESULTS

GA	DATE	OPPONENT	RESULT	RECORD
1	10/06	@ EDMONTON	2-3 L	0-1-0
2	10/07	@ CALGARY	2-6 L	0-2-0
3	10/10	@ LOS ANGELES	2-5 L	0-3-0
4	10/14	CALGARY	1-2 L	0-4-0
5	10/16	BOSTON	1-1 T	0-4-1
6	10/19	ST. LOUIS	1-4 L	0-5-1
7	10/21	ST. LOUIS (@ SAC.)	2-5 L	0-6-1
8	10/23	VANCOUVER	4-6 L	0-7-1
9	10/24	@ VANCOUVER	2-3 L	0-8-1
10	10/26	EDMONTON	3-1 W	1-8-1
11	10/28	ANAHEIM	4-3 W	2-8-1
12	10/30	WASHINGTON	2-4 L	2-9-1
13	10/31	@ ANAHEIM	2-1 W*	3-9-1
14	11/2	PITTSBURGH	3-3 T	3-9-2
15	11/5	DALLAS	4-2 W	4-9-2
16	11/7	NEW JERSEY	1-2 L	4-10-2
17	11/9	TORONTO	2-2 T	4-10-3
18	11/11	@ DALLAS	0-4 L	4-11-3
19	11/13	@ NEW JERSEY	4-2 W	5-11-3
20	11/14	@ N.Y. RANGERS	3-3 T	5-11-4
21	11/16	@ WASHINGTON	2-1 W	6-11-4
22	11/18	@ BOSTON	1-3 L	6-12-4
23	11/20	@ HARTFORD	3-2 W	7-12-4
24	11/21	@ BUFFALO	5-6 L	7-13-4
25	11/23	DETROIT	6-4 W	8-13-4
26	11/26	@ ANAHEIM	4-3 W	9-13-4
27	11/27	ANAHEIM	1-0 W	10-13-4
28	12/3	WINNIPEG	3-3 T	10-13-5
29	12/5	FLORIDA	2-1 W	11-13-5
30	12/7	TAMPA BAY	1-3 L	11-14-5
31	12/11	@ DETROIT	3-5 L	11-15-5
32	12/12	@ CHICAGO	1-2 L	11-16-5
33	12/15	ST. LOUIS	1-3 L	11-17-5
34	12/17	@ EDMONTON	2-4 L	11-18-5
35	12/19	@ QUEBEC	5-7 L	11-19-5
36	12/22	@ TORONTO	2-2 T	11-19-6
37	12/23	@ CHICAGO	3-5 L	11-20-6
38	12/28	CALGARY	3-3 T	11-20-7
39	12/31	@ VANCOUVER	3-2 W	12-20-7
40	1/2/94	@ EDMONTON	4-4 T	12-20-8
41	1/4	MONTREAL	2-2 T	12-20-9
42	1/6	DETROIT	3-0 L	12-21-9
43	1/11	LOS ANGELES	3-1 T	12-21-10
44	1/12	@ ANAHEIM	5-2 W	13-21-10
45	1/15	HARTFORD	8-2 W	14-21-10
46	1/17	CALGARY	3-2 W	15-21-10
47	1/25	N.Y. RANGERS	3-8 L	15-22-10
48	1/28	@ FLORIDA	3-3 T	15-22-11
49	1/29	@ TAMPA BAY	2-1 W	16-22-11
50	2/1	@ N.Y. ISLANDERS	4-5 L	16-23-11
51	2/3	@ PHILADELPHIA	3-2 W*	17-23-11
52	2/5	@ ST. LOUIS	3-4 L	17-24-11
53	2/6	@ DALLAS	7-1 W	18-24-11
54	2/8	CHICAGO (@SAC.)	4-3 W	19-24-11
55	2/11	CHICAGO	4-3 W	20-24-11
56	2/13	CHICAGO	1-0 W	21-24-11
57	2/15	PHILADELPHIA	4-6 L	21-25-11
58	2/17	QUEBEC	2-8 L	21-26-11
59	2/19	LOS ANGELES	4-3 W	22-26-11
60	2/21	DALLAS	3-6 L	22-27-11
61	2/23	@ MONTREAL	1-3 L	22-28-11
62	2/24	@ OTTAWA	4-6 L	22-29-11
63	2/26	@ DETROIT	0-2 L	22-30-11
64	2/28	@ WINNIPEG	3-3 T	22-30-12
65	3/3	EDMONTON	4-2 W	23-30-12
66	3/6	ANAHEIM	6-0 W	24-30-12
67	3/8	BUFFALO	4-4 T	24-30-13
68	3/10	N.Y. ISLANDERS	4-3 W	25-30-13
69	3/12	@ CALGARY	0-2 L	25-31-13
70	3/17	OTTAWA	1-2 L	25-32-13
71	3/19	@ LOS ANGELES	1-2 L	25-33-13
72	3/20	LOS ANGELES	6-6 T	25-33-14
73	3/22	@ PITTSBURGH	2-2 T	25-33-15
74	3/24	@ TORONTO	2-1 W	26-33-15
75	3/25	@ WINNIPEG	8-3 W	27-33-15
76	3/27	@ ST. LOUIS	4-3 W	28-33-15
77	3/29	WINNIPEG	9-4 W	29-33-15
78	3/31	TORONTO	5-3 W	30-33-15
79	4/2	VANCOUVER	7-1 W	31-33-15
80	4/5	@ LOS ANGELES	2-4 W	32-33-15
81	4/7	@ VANCOUVER	2-3 L	32-34-15
82	4/8	@ CALGARY	2-5 L	32-35-15
83	4/10	VANCOUVER	3-1 W	33-35-15
84	4/13	EDMONTON	2-2 T	33-35-16

\*— OVERTIME

## GOALTENDERS

NO	GOALTENDER	GP	MIN	AVG	W	L	T	SO	GA
32	ARTURS IRBE	74	4412	2.84	30	28	16	3	209
29	JIM WAITE	15	697	4.30	3	7	0	0	50
TOTALS		84	5125	3.10	33	35	16	3	265

\*— ROOKIE





## 1992-93 SEASON REVIEW

## SEASON HIGHLIGHTS

- **G Arturs Irbes** records first shutout in team history. He blanks the Kings, 6-0, at the Cow Palace on Nov. 17.
- **RW Rob Gaudreau** scores 19 points (14-5=19) from Dec. 3-29 and is named NHL's December Rookie of the Month — the Sharks first League-wide award.
- **Gaudreau** recorded the first Sharks hat trick on Dec. 3 vs. Hartford.
- **C Kelly Kisio** represented San Jose at the NHL All-Star Game in Montreal, posting a goal and an assist for the Campbell Conference team.
- **Sharks** tied the NHL record for most consecutive losses (17) from Jan. 4 through Feb. 12.
- **Sharks** played last regular season game at the Cow Palace on April 10 vs. Los Angeles before moving to San Jose Arena for 1993-94.
- **Sharks** finished the season 11-71-2, establishing NHL record for most losses in single season.

## MAJOR TRANSACTIONS

- Acquired LW **Michel Picard** from Hartford in exchange for future considerations on Oct. 9, 1992.
- Traded LW **Yvon Corrivaeu** to Hartford in exchange for future considerations originally acquired in Oct. 9, 1992 deal with Whalers (LW **Michel Picard**) on Jan. 21, 1993.
- Acquired LW **Yvon Corrivaeu** from Washington and C **Igor Larionov** from Vancouver in NHL Waiver Draft on Oct. 4, 1992.

## SMYTHE DIVISION

	GP	W	L	T	GF	GA	PTS
VANCOUVER	84	46	29	9	346	278	101
CALGARY	84	43	30	11	322	282	97
LOS ANGELES	84	39	35	10	338	340	88
WINNIPEG	84	40	37	7	322	320	87
EDMONTON	84	26	50	8	242	337	60
SAN JOSE	84	11	71	2	218	414	24

## FINAL STATISTICS

P	NO	PLAYER	GP	G	A	PTS	PIM
C	11	KELLY KISIO	78	26	52	78	90
L	10	JOHAN GARPENLOV	79	22	44	66	56
R	37	*ROB GAUDREAU	59	23	20	43	18
C	12	DEAN EVANSON	84	12	19	31	136
R	17	PAT FALLOON	41	14	14	28	12
R	36	JEFF ODGERS	66	12	15	27	253
D	6	*SANDIS OZOLINS	37	7	16	23	40
R	39	*ED COURTESAN	39	7	13	20	10
D	41	*TOM PEDERSON	44	7	13	20	31
D	24	DOUG WILSON	42	3	17	20	40
L	18	MARK PEDERSON	(PHI)	14	3	4	7
		(SJ)	27	7	3	10	22
		(TTL)	41	10	7	17	28
L	20	JOHN CARTER	55	7	9	16	81
D	19	*DOUG ZMOLEK	84	5	10	15	229
C	47	MIKE SULLIVAN	81	6	8	14	30
D	3	DAVID WILLIAMS	40	1	11	12	49
C	4	JAY MORE	73	5	6	11	179
C	14	*RAY WHITNEY	26	4	6	10	4
C	9	BRIAN LAWTON	21	2	8	10	12
L	11	YVON CORRIVAEU	20	3	7	10	0
L	14	DAVE SNUGGERUD	25	4	5	9	14
L	25	DAVID MALEY	(EDM)	13	1	2	29
		(SJ)	43	1	6	7	126
		(TTL)	56	2	7	9	155
C	27	HUBIE McDONOUGH	30	6	2	8	6
D	21	PETER AHOLA	(LA)	8	1	1	2
		(PIT)	22	0	1	1	14
		(SJ)	20	2	3	5	16
		(TTL)	50	3	5	8	36
L	8	LARRY DEPALMA	20	2	6	8	41
D	5	NEIL WILKINSON	59	1	7	8	96
C	26	PETRI SKRIKO	17	4	3	7	6
C	16	PERRY BEREZAN	28	3	4	7	28
L	28	*J-FRANCOIS QUINTIN	14	2	5	7	4
D	2	ROB ZETTLER	80	0	7	7	150
R	26	ROBIN BAWA	42	5	0	5	47
R	22	LYNDON BYERS	18	4	1	5	122
L	15	DAVID BRUCE	17	2	3	5	33
C	44	MICHEL PICARD	25	4	0	4	24
C	33	DALE CRUICKSHANK	8	3	1	4	4
C	9	*JON MORRIS	(NJ)	2	0	0	0
		(SJ)	13	0	3	3	6
		(TTL)	15	0	3	3	6
C	45	*DODY WOOD	13	1	1	2	71
L	42	*JAROSLAV OTEVREL	7	0	2	2	0
D	29	DEAN KOLSTAD	10	0	2	2	12
C	40	*MARK BEAUFAT	5	1	0	1	0
D	45	*CLAUDIO SCREMIN	4	0	1	1	4
D	36	PAT MACLEOD	13	0	1	1	0
G	1	BRIAN HAYWARD	18	0	1	1	2
G	30	JEFF HACKETT	36	0	1	1	4
R	31	*WADE FLAHERTY	1	0	0	0	0
G	7	MIKHAIL KRAVETS	1	0	0	0	0
G	32	*ARTURS IRBE	36	0	0	0	10

## GOALTENDERS

NO	GOALTENDER	GP	MIN	AVG	W	L	T	SO	GA
32	*ARTURS IRBE	36	2074	4.11	7	26	0	1	142
31	*WADE FLAHERTY	1	60	5.00	0	1	0	0	5
30	JEFF HACKETT	36	2000	5.28	2	30	1	0	176
1	BRIAN HAYWARD	18	930	5.55	2	14	1	0	86
TOTALS		84	5077	4.89	11	71	2	1	414

\* — ROOKIE

## GAME-BY-GAME RESULTS

GA	DATE	OPPONENT	RESULT	RECORD
1	10/8	WINNIPEG	4-3 W*	1-0-0
2	10/10	DETROIT	3-6 L	1-1-0
3	10/12	@ LOS ANGELES	1-2 L	1-2-0
4	10/15	BOSTON	2-8 L	1-3-0
5	10/17	CALGARY	2-6 L	1-4-0
6	10/21	@ MONTREAL	4-8 L	1-5-0
7	10/23	@ BUFFALO	4-5 L	1-6-0
8	10/24	@ TORONTO	1-5 L	1-7-0
9	10/26	@ ST. LOUIS	1-4 L	1-8-0
10	10/28	@ DETROIT	3-4 L	1-9-0
11	10/30	@ TAMPA BAY	2-1 W	2-0-0
12	11/1	@ CHICAGO	4-4 T	2-1-1
13	11/5	BUFFALO	7-5 W	3-0-1
14	11/7	NEW JERSEY	1-6 L	3-1-1
15	11/8	LOS ANGELES	4-11 L	3-11-1
16	11/10	@VANCOUVER	2-6 L	3-12-1
17	11/12	EDMONTON	3-4 L	3-13-1
18	11/14	VANCOUVER	2-5 L	3-14-1
19	11/17	LOS ANGELES	6-0 W	4-14-1
20	11/19	TORONTO	0-2 L	4-15-1
21	11/21	CHICAGO	1-2 L	4-16-1
22	11/25	@ CALGARY	4-3 W*	5-16-1
23	11/27	@ WINNIPEG	2-3 L	5-17-1
24	11/28	@ MINNESOTA	3-10 L	5-18-1
25	12/1	EDMONTON	1-3 L	5-19-1
26	12/3	HARTFORD	5-7 L	5-20-1
27	12/5	PITTSBURGH	4-9 L	5-21-1
28	12/9	@ VANCOUVER	3-8 L	5-22-1
29	12/10	ST. LOUIS	2-3 L	5-23-1
30	12/12	QUEBEC	7-8 L*	5-24-1
31	12/16	TAMPA BAY	4-5 L*	5-25-1
32	12/18	@ VANCOUVER	1-8 L	5-26-1
33	12/19	VANCOUVER	3-6 L	5-27-1
34	12/21	@ WINNIPEG	4-5 L	5-28-1
35	12/23	@ EDMONTON	2-4 L	5-29-1
36	12/26	LOS ANGELES	7-2 W	6-29-1
37	12/29	@ VANCOUVER	5-7 L	6-30-1
38	12/30	PHILADELPHIA	2-6 L	6-31-1
39	1/2	VANCOUVER	2-2 T	6-31-2
40	1/4	MONTREAL (@SAC)	1-4 L	6-32-2
41	1/5	MONTREAL	1-2 L	6-33-2
42	1/8	@ TORONTO	1-5 L	6-34-2
43	1/10	@ OTTAWA	2-3 L	6-35-2
44	1/12	@ WINNIPEG	1-4 L	6-36-2
45	1/15	@ DETROIT	3-6 L	6-37-2
46	1/16	@ QUEBEC	1-4 L	6-38-2
47	1/18	@ BOSTON	3-4 L	6-39-2
48	1/21	@ HARTFORD	2-4 L	6-40-2
49	1/23	@ TAMPA BAY	1-5 L	6-41-2
50	1/26	@ LOS ANGELES	1-7 L	6-42-2
51	1/29	CHICAGO	2-4 L	6-43-2
52	1/30	CALGARY	4-5 L	6-44-2
53	2/1	TAMPA BAY	4-5 L	6-45-2
54	2/3	MINNESOTA	3-7 L	6-46-2
55	2/10	@ CALGARY	1-13 L	6-47-2
56	2/12	@ EDMONTON	0-6 L	6-48-2
57	2/14	@ WINNIPEG	3-2 W	7-48-2
58	2/16	WASHINGTON	3-4 L	7-49-2
59	2/18	WINNIPEG	5-3 W	8-49-2
60	2/20	N.Y. RANGERS	4-6 L	8-50-2
61	2/22	NYR (@SAC)	0-4 L	8-51-2
62	2/23	CALGARY	3-6 L	8-52-2
63	2/25	TORONTO	0-5 L	8-53-2
64	2/27	@ CALGARY	4-5 L	8-54-2
65	2/28	@ EDMONTON	1-4 L	8-55-2
66	3/2	OTTAWA	3-2 W	9-55-2
67	3/7	EDMONTON	6-3 W	10-55-2
68	3/9	@ MINNESOTA	2-4 L	10-56-2
69	3/11	@ ST. LOUIS	2-5 L	10-57-2
70	3/14	DETROIT	1-4 L	10-58-2
71	3/16	N.Y. ISLANDERS	0-6 L	10-59-2
72	3/19	@ N.Y. RANGERS	1-8 L	10-60-2
73	3/21	@ WASHINGTON	3-5 L	10-61-2
74	3/23	@ PITTSBURGH	2-7 L	10-62-2
75	3/25	@ PHILADELPHIA	2-5 L	10-63-2
76	3/27	@ N.Y. ISLANDERS	3-7 L	10-64-2
77	3/29	@ NEW JERSEY	0-5 L	10-65-2
78	4/1	WINNIPEG	5-9 L	10-66-2
79	4/3	CALGARY	2-3 L	10-67-2
80	4/4	CALGARY	3-4 L	10-68-2
81	4/6	EDMONTON	5-2 W	11-68-2
82	4/8	@ LOS ANGELES	1-2 L	11-69-2
83	4/10	LOS ANGELES	2-3 L	11-70-2
84	4/15	@ CALGARY	3-7 L	11-71-2

\* — OVERTIME





## 1991-92 SEASON REVIEW

## SEASON HIGHLIGHTS

- Sharks record first-ever franchise victory in a 4-3 decision vs. Calgary on Oct. 8. **C Kelly Kisio** scored game-winner.
- Sharks record first road victory on Nov. 30 with 2-1 win at Calgary.
- **D Doug Wilson** becomes first Sharks player to represent San Jose in an NHL All-Star Game on Jan. 18.
- Sharks inaugural season interrupted from April 1-11 by first League-wide players strike.
- The Kansas City Blades, the Sharks International Hockey League development affiliate, capture the Turner Cup (IHL Championship) after recording professional hockey's best record in 1991-92 (56-22-4).

## MAJOR TRANSACTIONS

- Acquired **D Doug Wilson** from Chicago in exchange for D Kerry Toporowski and a second round selection in 1992 NHL Entry Draft on Sept. 6, 1991.
- Acquired **C Dean Evason** from Hartford in exchange for D Dan Keczer on Oct. 2, 1991.
- Acquired **LW Johan Garpenlov** from Detroit in exchange for D Bob McGill and eighth round selection in 1992 NHL Entry Draft (acquired earlier from Vancouver), March 10, 1992.

## SMYTHE DIVISION

	GP	W	L	T	GF	GA	PTS
VANCOUVER	80	42	26	12	285	250	96
LOS ANGELES	80	35	31	14	287	296	84
EDMONTON	80	36	34	10	295	297	82
WINNIPEG	80	33	32	15	251	244	81
CALGARY	80	31	37	12	296	305	74
SAN JOSE	80	17	58	5	219	359	39

## FINAL STATISTICS

P	NO	PLAYER	GP	G	A	PTS	PIM
R	17	*PAT FALLOON	79	25	34	59	16
L	19	BRIAN MULLEN	72	18	28	46	66
L	15	DAVID BRUCE	60	22	16	38	40
C	9	BRIAN LAWTON	59	15	22	37	42
C	11	KELLY KISIO	48	11	26	37	54
D	24	DOUG WILSON	44	9	19	28	26
D	3	*DAVID WILLIAMS	56	3	25	28	40
C	8	DEAN EVASON	74	11	15	26	99
R	7	WAYNE PRESLEY	47	8	14	22	76
C	47	*PERRY BEREZAN	66	12	7	19	30
C	47	*MIKE SULLIVAN	64	8	11	19	15
D	5	NEIL WILKINSON	60	4	15	19	107
L	18	DAVE SNUGGERUD (BUF)	55	3	15	18	36
		(SJ)	11	0	1	1	4
		(TTL)	66	3	16	19	40
D	4	*JAY MORE	46	4	13	17	85
L	14	STEVE BOZEK	58	8	8	16	27
C	33	*DALE CRAIGWELL	32	5	11	16	8
D	38	*PAT MACLEOD	37	5	11	16	4
L	22	PAUL FENTON	60	11	4	15	33
D	6	KEN HAMMOND	46	5	10	15	82
C	10	TONY HRKAC	22	2	10	12	4
L	10	JOHAN GARPENLOV (DET)	16	1	1	2	4
		(SJ)	12	5	6	11	4
		(TTL)	28	6	7	13	8
D	23	*LINK GAETZ	48	6	6	12	326
L	27	PERRY ANDERSON	48	4	8	12	143
R	36	*JEFF ODGERS	61	7	4	11	217
D	2	ROB ZETTLER	74	1	8	9	99
L	37	DON BARBER (WPG)	11	0	3	3	4
		(QUE)	2	0	0	0	0
		(SJ)	12	1	3	4	2
		(TTL)	25	1	6	7	6
L	28	*J.F. QUINTIN	8	3	0	3	0
D	25	BOB MCGILL	62	3	1	4	70
C	43	*RAY WHITNEY	2	0	3	3	0
L	21	CRAIG COKE	10	2	0	2	19
D	13	*TRICK LESSARD	8	0	2	2	16
G	30	JEFF HACKETT	42	0	2	2	8
L	22	MIKE MCHUGH	8	1	0	1	14
C	16	MARK PAVELICH	2	0	1	1	4
L	44	KEVIN EVANS	5	0	1	1	25
G	32	*ARTURS IRBE	13	0	1	1	0
D	34	*MICHAEL COLMAN	15	0	1	1	32
G	35	JARMO MYLLYS	27	0	1	1	0
R	26	*PETER LAPPIN	1	0	0	0	0
G	40	MIKHAIL KRAVETS	1	0	0	0	0
R	31	*WADE FLAHERTY	3	0	0	0	0
L	20	JOHN CARTER	4	0	0	0	0
R	39	ED COURTENAY	5	0	0	0	0
G	1	BRIAN HAYWARD	7	0	0	0	14
D	45	*CLAUDIO SCREMIN	13	0	0	0	25

## GAME-BY-GAME RESULTS

GA	DATE	OPPONENT	RESULT	RECORD
1	10/4	@VANCOUVER	3-4 L	0-1-0
2	10/5	VANCOUVER	2-5 L	0-2-0
3	10/8	CALGARY	4-3 W	1-2-0
4	10/10	WINNIPEG	4-5 L	1-3-0
5	10/12	@ST. LOUIS	3-6 L	1-4-0
6	10/13	@CHICAGO	3-7 L	1-5-0
7	10/16	@LOS ANGELES	5-8 L	1-6-0
8	10/17	MINNESOTA	2-8 L	1-7-0
9	10/19	BOSTON	1-4 L	1-8-0
10	10/23	@HARTFORD	0-3 L	1-9-0
11	10/25	@BUFFALO	1-3 L	1-10-0
12	10/26	@NEW JERSEY	0-9 L	1-11-0
13	10/29	@N.Y. ISLANDERS	4-8 L	1-12-0
14	10/31	@PHILADELPHIA	2-5 L	1-13-0
15	11/2	@QUEBEC	3-6 L	1-14-0
16	11/4	@TORONTO	1-4 L	1-15-0
17	11/8	EDMONTON	6-2 W	2-15-0
18	11/9	N.Y. ISLANDERS	4-3 W	3-15-0
19	11/12	BUFFALO	1-7 L	3-16-0
20	11/14	DETROIT	3-3 T	3-16-1
21	11/16	@VANCOUVER	0-1 L	3-17-1
22	11/19	@LOS ANGELES	2-3 L	3-18-1
23	11/22	TORONTO	1-3 L	3-19-1
24	11/23	@LOS ANGELES	4-6 L	3-20-1
25	11/26	VANCOUVER	4-1 W	4-20-1
26	11/29	@EDMONTON	4-4 T	4-20-2
27	11/30	@CALGARY	2-1 W	5-20-2
28	12/3	LOS ANGELES	3-2 W*	6-20-2
29	12/5	PITTSBURGH	0-8 L	6-21-2
30	12/8	@ EDMONTON	1-3 L	6-22-2
31	12/10	WINNIPEG	3-3 T	6-22-3
32	12/12	EDMONTON	6-3 W	7-22-3
33	12/14	MINNESOTA	7-2-3	7-23-3
34	12/16	@ N.Y. RANGERS	3-4 L*	7-24-3
35	12/17	@ PITTSBURGH	2-10 L	7-25-3
36	12/19	@ ST. LOUIS	0-4 L	7-26-3
37	12/21	QUEBEC	4-1 W	8-26-3
38	12/26	@LOS ANGELES	3-5 L	8-27-3
39	12/28	VANCOUVER	2-3 L	8-28-3
40	1/3	PHILADELPHIA	3-1 W	9-28-3
41	1/4	MONTREAL	0-1 L*	9-29-3
42	1/7	@VANCOUVER	1-4 L	9-30-3
43	1/8	@CALGARY	3-10 L	9-31-3
44	1/11	@MINNESOTA	4-7 L	9-32-3
45	1/12	@WINNIPEG	4-3 W	10-32-3
46	1/14	@LOS ANGELES	3-3 T	10-32-4
47	1/21	@ EDMONTON	2-9 L	10-33-4
48	1/24	CALGARY	2-3 L	10-34-4
49	1/25	EDMONTON	5-2 W	11-34-4
50	1/28	N.Y. RANGERS	2-4 L	11-35-4
51	1/30	ST. LOUIS	2-4 L	11-36-4
52	2/2	@WINNIPEG	0-6 L	11-37-4
53	2/4	HARTFORD	6-5 W	12-37-4
54	2/5	CHICAGO	5-2 W	13-37-4
55	2/9	@WASHINGTON	2-6 L	13-38-4
56	2/12	@MONTREAL	1-6 L	13-39-4
57	2/14	@BUFFALO	6-7 L	13-40-4
58	2/15	@DETROIT	1-11 L	13-41-4
59	2/18	WASHINGTON	2-4 L	13-42-4
60	2/21	VANCOUVER	3-5 L	13-43-4
61	2/23	CALGARY	2-4 L	13-44-4
62	2/26	QUEBEC	7-4 W	14-44-4
63	2/28	MONTREAL	3-3 T	14-44-5
64	3/1	PHILADELPHIA	0-1 L	14-45-5
65	3/4	LOS ANGELES	3-4 L	14-46-5
66	3/6	PITTSBURGH	3-7 L	14-47-5
67	3/8	TORONTO	4-1 W	15-47-5
68	3/10	@ CHICAGO	1-5 L	15-48-5
69	3/11	@ WINNIPEG	0-3 L	15-49-5
70	3/14	NEW JERSEY	3-2 W	16-49-5
71	3/17	DETROIT	4-5 L	16-50-5
72	3/19	@ CALGARY	1-3 L	16-51-5
73	3/21	@ HARTFORD	5-4 W	17-51-5
74	3/23	@ BOSTON	6-7 L	17-52-5
75	3/24	@ NEW JERSEY	3-4 L	17-53-5
76	3/26	@ N.Y. ISLANDERS	4-7 L	17-54-5
77	3/29	@ WINNIPEG	5-6 L	17-55-5
PLAY SUSPENDED 4/1 THRU 4/11 BECAUSE OF NHL PLAYERS' ASSOCIATION STRIKE				
78	4/12	@ EDMONTON	4-6 L	17-56-5
79	4/15	CALGARY	3-4 L	17-57-5
80	4/16	WINNIPEG	3-5 L	17-58-5

\* — OVERTIME

## GOALTENDERS

NO	GOALTENDER	GP	MIN	AVG	W	L	T	SO	GA
30	JEFF HACKETT	42	2314	3.84	11	27	1	0	149
31	*WADE FLAHERTY	3	178	4.38	0	3	0	0	13
32	*ARTURS IRBE	13	645	4.47	2	6	3	0	48
1	BRIAN HAYWARD	7	305	4.92	1	4	0	0	25
35	JARMO MYLLYS	27	1374	5.02	3	18	1	0	115
TOTALS		80	4829	4.46	17	58	5	0	359

\* — ROOKIE





*The San Jose Sharks advanced to the Western Conference Final for the second time in franchise history by eliminating the Detroit Red Wings in five games of their 2010 Western Conference Semifinal series.*

# PLAYOFFS



## 2009-10 NHL PLAYOFF SUMMARY

### CONFERENCE QUARTERFINALS

#### EASTERN CONFERENCE

SERIES A – Montreal defeated Washington, 4-3  
 SERIES B – Philadelphia defeated New Jersey, 4-1  
 SERIES C – Boston defeated Buffalo, 4-2  
 SERIES D – Pittsburgh defeated Ottawa, 4-2

#### WESTERN CONFERENCE

SERIES E – SAN JOSE DEFEATED COLORADO, 4-2  
 SERIES F – Chicago defeated Nashville, 4-2  
 SERIES G – Vancouver defeated Los Angeles, 4-2  
 SERIES H – Detroit defeated Phoenix, 4-3

### CONFERENCE SEMIFINALS

#### EASTERN CONFERENCE

SERIES I – Montreal defeated Pittsburgh, 4-3  
 SERIES J – Philadelphia defeated Boston, 4-3

#### WESTERN CONFERENCE

SERIES K – SAN JOSE DEFEATED DETROIT, 4-1  
 SERIES L – Chicago defeated Vancouver, 4-2

### CONFERENCE FINALS

#### EASTERN CONFERENCE

SERIES M – Philadelphia defeated Montreal, 4-1

#### WESTERN CONFERENCE

SERIES N – CHICAGO DEFEATED SAN JOSE, 4-0

## STANLEY CUP FINALS

SERIES O – Chicago defeated Philadelphia, 4-2

## SHARKS 2010 PLAYOFF SCORING

POS	NO	PLAYER	GP	ATOI	G	A	PTS	+/-	PIM	PP	SH	GW	OT	S	PCTG
C	8	JOE PAVELSKI	15	21:31	9	8	17	6	6	5	0	3	1	65	13.8
D	22	DAN BOYLE	15	27:10	2	12	14	-1	8	1	0	0	0	47	4.3
C	12	P. MARLEAU	14	22:06	8	5	13	-3	8	3	1	2	1	56	14.3
L	15	DANY HEATLEY	14	20:41	2	11	13	-7	16	1	0	0	0	45	4.4
C	19	JOE THORNTON	15	21:19	3	9	12	-11	18	1	0	1	0	35	8.6
L	29	RYANE CLOWE	15	20:10	2	8	10	4	28	0	0	0	0	42	4.8
R	16	D. SETOGUCHI	15	18:25	5	4	9	3	6	1	0	1	1	58	8.6
D	3	D. MURRAY	15	20:20	1	6	7	-1	8	0	0	0	0	14	7.1
D	60	*J. DEMERS	15	11:10	1	4	5	0	8	1	0	0	0	12	8.3
C	39	*L. COUTURE	15	11:23	4	0	4	1	4	0	0	1	0	18	22.2
D	44	M-E VLASIC	15	21:53	0	3	3	0	4	0	0	0	0	15	.0
D	4	ROB BLAKE	15	23:20	1	1	2	0	10	0	0	0	0	38	2.6
C	21	SCOTT NICHOL	15	8:54	1	1	2	-1	17	0	0	0	0	21	4.8
C	17	T. MITCHELL	15	13:05	0	2	2	-5	2	0	0	0	0	21	.0
C	36	D. HELMINEN	7	6:01	1	0	1	0	4	0	0	0	0	5	20.0
C	27	M. MALHOTRA	15	16:55	1	0	1	-1	0	1	0	0	0	37	2.7
R	41	JED ORTMEYER	4	6:58	0	1	1	-1	0	0	0	0	0	2	.0
G	1	*T. GREISS	1	40:00	0	0	0	0	0	0	0	0	0	0	.0
D	7	NICLAS WALLIN	6	11:17	0	0	0	-3	2	0	0	0	0	2	.0
G	20	E. NABOKOV	15	59:19	0	0	0	0	0	0	0	0	0	0	.0
D	40	KENT HUSKINS	15	12:47	0	0	0	-5	6	0	0	0	0	3	.0
L	64	JAMIE MCGINN	15	7:45	0	0	0	1	8	0	0	0	0	11	.0

NO	PLAYER	GP	MINS	AVG	W	L	EN	SO	GA	SV	PCT	G	A	PIM
20	EVGENI NABOKOV	15	890	2.56	8	7	1	1	38	407	.907	0	0	0
1	*THOMAS GREISS	1	40	3.00	0	0	0	0	2	28	.929	0	0	0
<b>TOTALS</b>		<b>15</b>	<b>936</b>	<b>2.63</b>	<b>8</b>	<b>7</b>	<b>1</b>	<b>1</b>	<b>41</b>	<b>436</b>	<b>.906</b>	<b>0</b>	<b>0</b>	<b>0</b>

\* — rookie





## ALL-TIME SHARKS PLAYOFF SCORING

(CURRENT SHARKS PLAYERS IN **BOLD**)

RNK	POS	NO	PLAYER	GP	G	A	PTS	+/-	PIM	PP	SH	GW	OT	S	PCT	S/GM
1	C	12,14	<b>Patrick Marleau</b>	106	45	30	75	-9	50	17	4	12	2	270	16.7	2.5
2	C	19	<b>Joe Thornton</b>	56	9	38	47	-13	47	4	0	3	0	127	7.1	2.3
3	C	25	Vincent Damphousse	53	15	23	38	-6	68	5	3	3	0	119	12.6	2.2
4	R	14	Jonathan Cheechoo	58	16	19	35	8	32	3	0	3	0	158	10.1	2.7
5	C	18	Mike Ricci	59	14	19	33	8	26	4	0	2	0	77	18.2	1.3
6	C	8	<b>Joe Pavelski</b>	40	15	13	28	8	15	7	0	6	2	133	11.3	3.3
7	L	29	<b>Ryane Clowe</b>	46	12	15	27	-5	65	2	0	1	0	108	11.1	2.3
8	R	11	Owen Nolan	40	15	12	27	-10	54	4	2	5	0	146	10.3	3.7
9	C	7	Igor Larionov	25	6	21	27	-5	12	0	0	0	0	46	13.0	1.8
10	D	2,40	Mike Rathje	71	9	14	23	-14	45	7	0	0	0	61	14.8	0.9
11	D	22	<b>Dan Boyle</b>	21	4	14	18	-2	16	2	0	0	0	65	6.2	3.1
12	R	22	Ulf Dahlen	25	11	6	17	-16	0	6	0	2	1	55	20.0	2.2
13	R	9	Milan Michalek	39	10	6	16	9	18	3	0	2	0	93	10.8	2.4
14	R	24	Sergei Makarov	25	11	5	16	-1	8	3	0	2	0	34	32.4	1.4
15	L	17	Scott Thornton	41	10	5	15	4	42	0	0	1	0	76	13.2	1.9
16	C/L	19	Marco Sturm	38	6	9	15	-4	12	0	0	1	0	72	8.3	1.9
17	D	10,44	Christian Ehrhoff	38	2	13	15	2	40	1	0	1	0	68	2.9	1.8
18	D	5,8	Jeff Norton	38	1	14	15	4	39	0	0	0	0	41	2.4	1.1
19	C/L	39,19	Jeff Friesen	34	5	10	15	-15	30	1	0	0	0	72	6.9	2.1
20	D	6	Sandis Ozolinsh	25	3	12	15	-10	14	1	0	0	0	38	7.9	1.5
21	L/R	15,94	Alexander Korolyuk	34	6	8	14	-2	18	2	0	2	0	62	9.7	1.8
22	R	16	<b>Devin Setoguchi</b>	30	7	7	14	0	10	1	0	1	1	87	8.0	2.9
23	D	43,22	Scott Hannan	58	1	12	13	9	79	1	0	1	0	75	1.3	1.3
24	R	15	<b>Dany Heatley</b>	14	2	11	13	-7	16	1	0	0	0	45	4.4	3.2
25	R	24	Niklas Sundstrom	30	1	11	12	1	10	0	0	0	0	31	3.2	1.0
26	L/C	14	Ray Whitney	25	4	8	12	-7	10	0	0	1	1	31	12.9	1.2
27	D	41	Tom Pederson	24	1	11	12	-20	10	0	1	0	0	48	2.1	2.0
28	D	7	Brad Stuart	46	3	8	11	-14	27	1	0	0	0	56	5.4	1.2
29	D	20	Gary Suter	25	2	9	11	-4	20	1	0	1	0	55	3.6	2.2
30	D	52	Craig Rivet	24	2	9	11	-3	34	1	0	0	0	38	5.3	1.6
31	D	4	Kyle McLaren	43	0	10	10	-3	30	0	0	0	0	26	0.0	0.6
32	R	37, 32	Stephane Matteau	35	2	8	10	-2	16	0	0	0	0	33	6.1	0.9
33	R	8	Teemu Selanne	18	5	5	10	-1	4	2	0	1	0	40	12.5	2.2
34	C	27	Todd Elik	14	5	5	10	-5	12	1	0	0	0	45	11.1	3.2
35	L	10	Johan Garpenlov	14	4	6	10	0	6	0	0	2	0	23	17.4	1.6
36	D	10,33	Marcus Ragnarsson	41	1	8	9	0	40	0	0	0	0	37	2.7	0.9
37	D	41, 3	<b>Douglas Murray</b>	34	2	7	9	-2	19	0	0	0	0	36	5.6	1.1
38	D	25,18	Matthew Carle	33	2	7	9	4	8	1	0	1	0	32	6.3	1.0
39	C	13	Jamie Baker	25	5	4	9	-8	42	0	0	2	0	33	15.2	1.3
40	R	23	Nicholas Dimitrakos	15	1	8	9	2	8	0	0	1	1	22	4.5	1.5
41	C	57,11	Marcel Goc	37	3	5	8	3	8	0	0	1	0	38	7.9	1.0
42	D	42	Tom Preissing	22	1	7	8	0	4	0	0	0	0	25	4.0	1.1
43	C	34	Patrick Rissmiller	30	3	4	7	-1	10	0	0	1	1	42	7.1	1.4
44	L	28	Nils Ekman	27	2	5	7	-4	16	1	0	0	0	53	3.8	2.0
45	R	17	Pat Falloon	25	4	3	7	-8	6	0	0	0	0	32	12.5	1.3
46	R	26	Steve Bernier	22	1	6	7	6	10	1	0	1	0	29	3.4	1.3
47	D	51	Brian Campbell	13	1	6	7	3	4	0	0	0	0	22	4.5	1.7
48	C	15	Craig Janney	11	3	4	7	-13	4	0	0	1	0	17	17.6	1.5
49	R/C	13,9	Todd Harvey	46	2	4	6	-2	30	1	0	0	0	35	5.7	0.8
50	D	44	<b>Marc-Edouard Vlasic</b>	45	0	6	6	-3	6	0	0	0	0	38	0.0	0.8
51	D	27	Bryan Marchment	40	3	3	6	5	38	0	0	0	0	49	6.1	1.2
52	D	4	Jay More	24	0	6	6	-4	38	0	0	0	0	16	0.0	0.7
53	D	4	Rob Blake	21	2	4	6	-5	14	0	0	0	0	64	3.1	3.0





## ALL-TIME SHARKS PLAYOFF SCORING

RNK	POS	NO	PLAYER	GP	G	A	PTS	+/-	PIM	PP	SH	GW	OT	S	PCT	S/GM
54	R	27	Jeremy Roenick	18	2	4	6	-1	14	1	0	0	0	31	6.5	1.7
55	D	2	Bill Houlder	12	4	2	6	2	6	3	0	0	0	16	25.0	1.3
56	C	17	<b>Torrey Mitchell</b>	<b>32</b>	<b>1</b>	<b>4</b>	<b>5</b>	<b>-8</b>	<b>14</b>	<b>1</b>	<b>0</b>	<b>0</b>	<b>0</b>	<b>50</b>	<b>2.0</b>	<b>1.6</b>
57	R	25	Mike Grier	30	2	3	5	-3	35	0	0	0	0	61	3.3	2.0
58	D	60	<b>Jason Demers</b>	<b>15</b>	<b>1</b>	<b>4</b>	<b>5</b>	<b>0</b>	<b>8</b>	<b>1</b>	<b>0</b>	<b>0</b>	<b>0</b>	<b>12</b>	<b>8.3</b>	<b>0.8</b>
59	L	12	Bob Errey	14	3	2	5	-3	10	1	0	0	0	12	25.0	0.9
60	L	11	Gaetan Duchesne	14	1	4	5	-2	12	0	0	0	0	17	5.9	1.2
61	R	17	Joe Murphy	12	1	4	5	-1	24	1	0	0	0	31	3.2	2.6
62	R	15	John MacLean	6	2	3	5	1	4	1	0	0	0	18	11.1	3.0
63	C	9	Bernie Nicholls	6	0	5	5	-2	8	0	0	0	0	6	0.0	1.0
64	C	37	Curtis Brown	35	0	4	4	-6	24	0	0	0	0	38	0.0	1.1
65	C	16	Mark Smith	24	4	0	4	4	21	1	0	1	0	33	12.1	1.4
66	R	21	Tony Granato	23	2	2	4	0	20	0	0	0	0	27	7.4	1.2
67	C	10	Alyn McCauley	17	2	2	4	0	6	0	0	0	0	15	13.3	0.9
68	C	39	<b>Logan Couture</b>	<b>15</b>	<b>4</b>	<b>0</b>	<b>4</b>	<b>1</b>	<b>4</b>	<b>0</b>	<b>0</b>	<b>1</b>	<b>0</b>	<b>18</b>	<b>22.2</b>	<b>1.2</b>
69	L	9	Adam Graves	12	3	1	4	-2	6	0	0	2	0	15	20.0	1.3
70	C	12	Ron Sutter	24	1	2	3	-2	28	0	0	0	0	28	3.6	1.2
71	D	26,44	Vlastimil Kroupa	20	1	2	3	-11	25	0	0	1	0	9	11.1	0.5
72	L	15,26	Dave Lowry	19	1	2	3	0	24	0	0	0	0	10	10.0	0.5
73	C	15	Wayne Primeau	17	1	2	3	-7	4	0	0	0	0	28	3.6	1.6
74	G	35,20	Evgeni Nabokov	80	0	2	2	0	6	0	0	0	0	0	0.0	0.0
75	R	36	Jeff Odgers	22	1	1	2	-2	34	0	0	0	0	11	9.1	0.5
76	C	21	<b>Scott Nichol</b>	<b>15</b>	<b>1</b>	<b>1</b>	<b>2</b>	<b>-1</b>	<b>17</b>	<b>0</b>	<b>0</b>	<b>0</b>	<b>0</b>	<b>21</b>	<b>4.8</b>	<b>1.4</b>
77	R	37	Rob Gaudreau	14	2	0	2	-1	0	1	1	0	0	14	14.3	1.0
78	L/R	18	Chris Tancill	11	1	1	2	-7	8	0	0	0	0	16	6.3	1.5
79	D	2	Jim Kyte	11	0	2	2	-1	14	0	0	0	0	8	0.0	0.7
80	L	15	Ville Nieminen	11	0	2	2	-1	24	0	0	0	0	18	0.0	1.6
81	R	13	Bill Guerin	9	0	2	2	-3	12	0	0	0	0	22	0.0	2.4
82	C/L	22	Murray Craven	6	1	1	2	-2	0	0	0	0	0	6	16.7	1.0
83	D	5	Rob Davison	6	0	2	2	0	4	0	0	0	0	3	0.0	0.5
84	D	44	Shawn Cronin	23	1	0	1	-2	25	0	0	0	0	6	16.7	0.3
85	D	6	Jason Marshall	17	0	1	1	1	25	0	0	0	0	13	0.0	0.8
86	C	27	Manny Malhotra	15	1	0	1	-1	0	1	0	0	0	37	2.7	2.5
87	D	6	Josh Gorges	11	0	1	1	-1	4	0	0	0	0	6	0.0	0.5
88	G	29	Mike Vernon	11	0	1	1	0	0	0	0	0	0	0	0.0	0.0
89	R	22	Ronnie Stern	9	1	0	1	-3	17	0	0	0	0	14	7.1	1.6
90	R	36	Dwight Helminen	7	1	0	1	0	4	0	0	0	0	5	20.0	0.7
91	R	42	Shean Donovan	7	0	1	1	-3	6	0	0	0	0	7	0.0	1.0
92	D	43	Al Iafrate	6	1	0	1	-4	10	1	0	0	0	10	10.0	1.7
93	D	20	Andrei Zyuzin	6	1	0	1	-2	14	0	0	1	1	6	16.7	1.0
94	R	41	Jed Ortmeyer	4	0	1	1	-1	0	0	0	0	0	2	0.0	0.5
95	G	32	Arturs Irbe	20	0	0	0	0	16	0	0	0	0	0	0.0	0.0
96	D	40	<b>Kent Huskins</b>	<b>15</b>	<b>0</b>	<b>0</b>	<b>0</b>	<b>-5</b>	<b>6</b>	<b>0</b>	<b>0</b>	<b>0</b>	<b>0</b>	<b>3</b>	<b>0.0</b>	<b>0.2</b>
97	L	64	<b>Jamie McGinn</b>	<b>15</b>	<b>0</b>	<b>0</b>	<b>0</b>	<b>1</b>	<b>8</b>	<b>0</b>	<b>0</b>	<b>0</b>	<b>0</b>	<b>11</b>	<b>0.0</b>	<b>0.7</b>
98	G	31	Steve Shields	13	0	0	0	0	0	0	0	0	0	0	0.0	0.0
99	G	35	Vesa Toskala	11	0	0	0	0	0	0	0	0	0	0	0.0	0.0
100	R	28	Matt Bradley	10	0	0	0	0	0	0	0	0	0	4	0.0	0.4
101	G	31	Wade Flaherty	7	0	0	0	0	0	0	0	0	0	0	0.0	0.0
102	L	45	Jody Shelley	7	0	0	0	-1	2	0	0	0	0	1	0.0	0.1
103	L	28	Shawn Burr	6	0	0	0	-1	8	0	0	0	0	4	0.0	0.7
104	L	12	Bill Lindsay	6	0	0	0	0	16	0	0	0	0	4	0.0	0.7
105	L/R	8,12	Kevin Miller	6	0	0	0	-3	2	0	0	0	0	7	0.0	1.2
106	L	62,23	Andrei Nazarov	6	0	0	0	0	9	0	0	0	0	3	0.0	0.5





## ALL-TIME SHARKS PLAYOFF SCORING

RNK	POS	NO	PLAYER	GP	G	A	PTS	+/-	PIM	PP	SH	GW	OT	S	PCT	S/GM
107	D	3	Bob Rouse	6	0	0	0	-1	6	0	0	0	0	4	0.0	0.7
<b>108</b>	<b>D</b>	<b>7</b>	<b>Niclas Wallin</b>	<b>6</b>	<b>0</b>	<b>0</b>	<b>0</b>	<b>-3</b>	<b>2</b>	<b>0</b>	<b>0</b>	<b>0</b>	<b>0</b>	<b>2</b>	<b>0.0</b>	<b>0.3</b>
109	L	24	Travis Moen	6	0	0	0	-4	2	0	0	0	0	4	0.0	0.7
110	D	37	Brad Lukowich	6	0	0	0	1	0	0	0	0	0	6	0.0	1.0
111	D	5	Jeff Jillson	4	0	0	0	0	0	0	0	0	0	2	0.0	0.5
112	G	37,34	Miikka Kiprusoff	4	0	0	0	0	0	0	0	0	0	0	0.0	0.0
113	L	7	Mark Bell	4	0	0	0	-2	2	0	0	0	0	2	0.0	0.5
114	L	39	Tomas Plihal	4	0	0	0	1	0	0	0	0	0	9	0.0	2.3
115	D	23	Shawn Heins	2	0	0	0	-1	0	0	0	0	0	2	0.0	1.0
116	G	29	Jim Waite	2	0	0	0	0	0	0	0	0	0	0	0.0	0.0
117	D	21	Jim Fahey	2	0	0	0	0	0	0	0	0	0	0	0.0	0.0
118	D	21	Alexei Semenov	2	0	0	0	0	2	0	0	0	0	3	0.0	1.5
119	G	32	Kelly Hrudey	1	0	0	0	0	0	0	0	0	0	0	0.0	0.0
120	G	33	Brian Boucher	1	0	0	0	0	0	0	0	0	0	0	0.0	0.0
121	R	32	Claude Lemieux	1	0	0	0	0	0	0	0	0	0	1	0.0	1.0
<b>TOTALS</b>				<b>348</b>	<b>594</b>	<b>942</b>		<b>1842</b>	<b>98</b>	<b>11</b>	<b>67</b>	<b>10</b>	<b>0</b>	<b>3946</b>	<b>8.8</b>	

NO.	GOALTENDER	GPI	MINS	AVG	W	L	EN	SO	GA	SA	SPCT.	G	A	PIM	DECISIONS
33	Brian Boucher	1	2	0.00	0	0	1	0	0	0	.000	0	0	0	0
34	Miikka Kiprusoff	4	157	1.91	1	1	1	0	5	81	.938	0	0	0	2
35, 20	Evgeni Nabokov	80	4820	2.29	40	38	6	7	184	2118	.913	0	2	6	78
29	Mike Vernon	11	669	2.42	4	7	1	1	27	310	.913	0	1	0	11
35	Vesa Toskala	11	686	2.45	6	5	0	1	28	311	.910	0	0	0	11
32	Kelly Hrudey	1	20	3.00	0	0	0	0	1	6	.833	0	0	0	0
31	Steve Shields	13	756	3.33	5	8	1	0	42	359	.883	0	0	0	13
32	Arturs Irbe	20	1122	4.12	9	11	1	0	77	583	.868	0	0	16	20
31	Wade Flaherty	7	377	4.93	2	3	0	0	31	221	.860	0	0	0	5
<b>1</b>	<b>Thomas Greiss</b>	<b>1</b>	<b>40</b>	<b>3.00</b>	<b>0</b>	<b>0</b>	<b>0</b>	<b>0</b>	<b>2</b>	<b>28</b>	<b>.929</b>	<b>0</b>	<b>0</b>	<b>0</b>	<b>0</b>
<b>TOTALS</b>		<b>148</b>	<b>8609</b>	<b>2.75</b>	<b>67</b>	<b>73</b>	<b>11</b>	<b>9</b>	<b>395</b>	<b>3989</b>	<b>.909</b>	<b>0</b>	<b>3</b>	<b>22</b>	<b>140</b>



Vincent Damphousse





## ALL-TIME SHARKS PLAYOFF LEADERS

PLAYERS CURRENTLY ON SHARKS ROSTER IN **BOLD**

### GAMES PLAYED

1. Patrick Marleau	106
2. Evgeni Nabokov	80
3. Mike Rathje	71
4. Mike Ricci	59
5. Jonathan Cheechoo	58
Scott Hannan	58
7. Joe Thornton	56
8. Vincent Damphousse	53
9. Ryane Clowe	46
Brad Stuart	46
Todd Harvey	46

### GOALS

1. Patrick Marleau	45
2. Jonathan Cheechoo	16
3. Joe Pavelski	15
Owen Nolan	15
Vincent Damphousse	15
6. Mike Ricci	14
7. Ryane Clowe	12
8. Sergei Makarov	11
Ulf Dahlen	11
10. Milan Michalek	10
Scott Thornton	10

### ASSISTS

1. Joe Thornton	38
2. Patrick Marleau	30
3. Vincent Damphousse	23
4. Igor Larionov	21
5. Jonathan Cheechoo	19
Mike Ricci	19
7. Ryane Clowe	15
8. Dan Boyle	14
Jeff Norton	14
Mike Rathje	14

### POINTS

1. Patrick Marleau	75
2. Joe Thornton	47
3. Vincent Damphousse	38
4. Jonathan Cheechoo	35
5. Mike Ricci	33
6. Joe Pavelski	28
7. Ryane Clowe	27
Igor Larionov	27
Owen Nolan	27
10. Mike Rathje	23

### PLUS/MINUS

1. Milan Michalek	9
Scott Hannan	9
3. Joe Pavelski	8
Jonathan Cheechoo	8
Mike Ricci	8
6. Steve Bernier	6
7. Bryan Marchment	5
8. Scott Thornton	4
Mark Smith	4
Matthew Carle	4
Jeff Norton	4

### PENALTY MINUTES

1. Scott Hannan	79
2. Vincent Damphousse	68
3. Ryane Clowe	65
4. Owen Nolan	54
5. Patrick Marleau	50
6. Joe Thornton	47
7. Mike Rathje	45
8. Scott Thornton	42
Jamie Baker	42
10. Christian Ehrhoff	40
Marcus Ragnarsson	40

### POWER PLAY GOALS

1. Patrick Marleau	17
2. Joe Pavelski	7
Mike Rathje	7
4. Ulf Dahlen	6
5. Vincent Damphousse	5
6. Joe Thornton	4
Mike Ricci	4
Owen Nolan	4
9. Milan Michalek	3
Jonathan Cheechoo	3
Sergei Makarov	3
Bill Houlder	3

### SHORT HANDED GOALS

1. Patrick Marleau	4
Vincent Damphousse	3
3. Owen Nolan	2
4. Tom Pederson	1
Rob Gaudreau	1

### GAME-WINNING GOALS

1. Patrick Marleau	12
2. Joe Pavelski	6
3. Owen Nolan	5
4. Joe Thornton	3
Jonathan Cheechoo	3
Vincent Damphousse	3
7. 8 are tied with	2

### OVERTIME GOALS

1. Patrick Marleau	2
Joe Pavelski	2
3. Devin Setoguchi	1
Patrick Rissmiller	1
Niko Dimitrakos	1
Ulf Dahlen	1
Ray Whitney	1
Andrei Zyuzin	1

### SHOTS

1. Patrick Marleau	270
2. Jonathan Cheechoo	158
3. Owen Nolan	146
4. Joe Pavelski	133
5. Joe Thornton	127
6. Vincent Damphousse	119
7. Ryane Clowe	108
8. Milan Michalek	93
9. Devin Setoguchi	87
10. Mike Ricci	77

### SHOOTING PERCENTAGE

1. Sergei Makarov	32.4
2. Bill Houlder	25.0
Bob Errey	25.0
4. Logan Couture	22.2
5. Adam Graves	20.0
Ulf Dahlen	20.0
Dwight Helminen	20.0
8. Mike Ricci	18.2
9. Craig Janney	17.6
10. Johan Garpenlov	17.4





## ALL-TIME SHARKS GOALTENDING LEADERS

PLAYERS CURRENTLY ON SHARKS  
ROSTER IN **BOLD**

## GAMES PLAYED

1.	Evgeni Nabokov	80
2.	Arturs Irbe	20
3.	Steve Shields	13
4.	Vesa Toskala	11
	Mike Vernon	11
6.	Wade Flaherty	7
7.	Miikka Kiprusoff	4
8.	<b>Thomas Greiss</b>	<b>1</b>
	Brian Boucher	1
	Kelly Hrudey	1

## MINUTES

1.	Evgeni Nabokov	4820
2.	Arturs Irbe	1122
3.	Steve Shields	756
4.	Vesa Toskala	686
5.	Mike Vernon	669
6.	Wade Flaherty	377
7.	Miikka Kiprusoff	157
8.	<b>Thomas Greiss</b>	<b>40</b>
9.	Kelly Hrudey	20
10.	Brian Boucher	2

## GOALS-AGAINST AVERAGE (Min. 3 GP)

1.	Miikka Kiprusoff	1.91
2.	Evgeni Nabokov	2.29
3.	Mike Vernon	2.42
4.	Vesa Toskala	2.45
5.	Steve Shields	3.33
6.	Arturs Irbe	4.12
7.	Wade Flaherty	4.93

## WINS

1.	Evgeni Nabokov	40
2.	Arturs Irbe	9
3.	Vesa Toskala	6
4.	Steve Shields	5
5.	Mike Vernon	4
6.	Wade Flaherty	2
7.	Miikka Kiprusoff	1

## DECISIONS

1.	Evgeni Nabokov	78
2.	Arturs Irbe	20
3.	Steve Shields	13
4.	Vesa Toskala	11
	Mike Vernon	11
6.	Wade Flaherty	5
7.	Miikka Kiprusoff	2

## EMPTY NET GOALS

1.	Evgeni Nabokov	6
2.	Brian Boucher	1
	Miikka Kiprusoff	1
	Arturs Irbe	1
	Steve Shields	1
	Mike Vernon	1



Wade Flaherty

## SHUTOUTS

1.	Evgeni Nabokov	7
2.	Vesa Toskala	1
	Mike Vernon	1

## GOALS ALLOWED

1.	Evgeni Nabokov	184
2.	Arturs Irbe	77
3.	Steve Shields	42
4.	Wade Flaherty	31
5.	Vesa Toskala	28
6.	Mike Vernon	27
7.	Miikka Kiprusoff	5
8.	<b>Thomas Greiss</b>	<b>2</b>
9.	Kelly Hrudey	1

## SHOTS AGAINST

1.	Evgeni Nabokov	2118
2.	Arturs Irbe	583
3.	Steve Shields	359
4.	Vesa Toskala	311
5.	Mike Vernon	310
6.	Wade Flaherty	221
7.	Miikka Kiprusoff	81
8.	<b>Thomas Greiss</b>	<b>28</b>
9.	Kelly Hrudey	6

## SAVE PERCENTAGE (Min. 3 GP)

1.	Miikka Kiprusoff	.938
2.	Evgeni Nabokov	.913
3.	Mike Vernon	.913
4.	Vesa Toskala	.910
5.	Steve Shields	.883
6.	Arturs Irbe	.868
7.	Wade Flaherty	.860

## ASSISTS

1.	Evgeni Nabokov	2
2.	Mike Vernon	1

## PENALTY MINUTES

1.	Arturs Irbe	16
2.	Evgeni Nabokov	6





## SHARKS ALL-TIME PLAYOFF RECORD BY GAME OF A SERIES

### GAME ONE

DATE	OPPONENT	ROUND	LOCATION	SCORE	OT	GWG	GOALTENDERS (SJ/OPP)
4/18/94	Detroit	WQF	Joe Louis Arena	5-4 W	-	Kroupa	Irbe/Essensa
5/2/94	Toronto	WSF	Maple Leaf Gardens	3-2 W	-	Garpenlov	Irbe/Potvin
5/7/95	Calgary	WQF	Saddledome	5-4 W	-	Baker	Irbe/Tabaracci-KIDD
5/21/95	Detroit	WSF	Joe Louis Arena	0-6 L	-	Ciccarelli	Flaherty/Vernon
4/22/98	Dallas	WQF	Reunion Arena	1-4 L	-	Lind	Vernon/Belfour
4/24/99	Colorado	WQF	San Jose Arena	1-3 L	-	Ozolinish	Vernon/Roy
4/12/00	St. Louis	WQF	Kiel Center	3-5 L	-	Pronger	Shields/Turek
4/28/00	Dallas	WSF	Reunion Arena	0-4 L	-	Gavey	Shields/Belfour
4/12/01	St. Louis	WQF	Savvis Center	1-3 L	-	Young	Nabokov/Turek
4/12/02	Phoenix	WQF	Compaq Center	2-1 W	-	Marleau	Nabokov/Burke
5/1/02	Colorado	WSF	Pepsi Center	6-3 W	-	Marleau	Nabokov/Roy
4/08/04	St. Louis	WQF	HP Pavilion	1-0 W OT	9:16	Dimitrakos	Nabokov/Osgood
4/22/04	Colorado	WSF	HP Pavilion	5-2 W	-	Hannan	Nabokov/AEBISCHER-Salo
5/09/04	Calgary	WCF	HP Pavilion	3-4 L OT	18:43	Montador	Nabokov/Kiprusoff
4/21/06	Nashville	WQF	Gaylord Ent. Center	3-4 L	-	Hall	Toskala/Mason
5/7/06	Edmonton	WSF	HP Pavilion	2-1 W	-	Ehrhoff	Toskala/Roloson
4/11/07	Nashville	WQF	Nashville Arena	5-4 W (2 OT)	28:14	Rissmiller	Nabokov/Vokoun
4/26/07	Detroit	WSF	Joe Louis Arena	2-0 W	-	Carle	Nabokov/Hasek
4/9/08	Calgary	WQF	HP Pavilion	2-3 L	-	Yelle	Nabokov/Kiprusoff
4/25/08	Dallas	WSF	HP Pavilion	2-3 L OT	4:39	Morrow	Nabokov/Turco
4/16/09	Anaheim	WQF	HP Pavilion	0-2 L	-	S. Niedermayer	Nabokov/Hiller
4/14/10	Colorado	WQF	HP Pavilion	1-2 L	-	Stewart	Nabokov/Anderson
4/29/10	Detroit	WSF	HP Pavilion	4-3 W	-	Pavelski	Nabokov/Howard
5/16/10	Chicago	WCF	HP Pavilion	1-2 L	-	Byfuglien	Nabokov/Niemi

All-Time Game One Record: 11-13

Home: 4-7 Road: 7-6

### GAME TWO

DATE	OPPONENT	ROUND	LOCATION	SCORE	OT	GWG	GOALTENDERS (SJ/OPP)
4/20/94	Detroit	WQF	Joe Louis Arena	0-4 L	-	Burr	Irbe/Osgood
5/4/94	Toronto	WSF	Maple Leaf Gardens	1-5 L	-	Gartner	Irbe/Potvin
5/9/95	Calgary	WQF	Saddledome	5-4 W OT	12:21	Dahlen	Irbe/Kidd
5/23/95	Detroit	WSF	Joe Louis Arena	2-6 L	-	Yzerman	Irbe/Vernon
4/24/98	Dallas	WQF	Reunion Arena	2-5 L	-	Verbeek	VERNON-Hrudey/Belfour
4/26/99	Colorado	WQF	San Jose Arena	1-2 L OT	7:53	Hejduk	Vernon/Roy
4/15/00	St. Louis	WQF	Kiel Center	4-2 W	-	Ricci	Shields/Turek
4/30/00	Dallas	WSF	Reunion Arena	0-1 L	-	Modano	Shields/Belfour
4/14/01	St. Louis	WQF	Savvis Center	1-0 W	-	Thornton	Nabokov/Turek
4/20/02	Phoenix	WQF	Compaq Center	1-3 L	-	Briere	Nabokov/Burke
5/4/02	Colorado	WSF	Pepsi Center	2-8 L	-	Forsberg	NABOKOV-Kiprusoff/Roy
4/10/04	St. Louis	WQF	HP Pavilion	3-1 W	-	Marleau	Nabokov-OSGOOD/Divis
4/24/04	Colorado	WSF	HP Pavilion	4-1 W	-	Marleau	Nabokov/Aebischer
5/11/04	Calgary	WCF	HP Pavilion	1-4 L	-	Donovan	Nabokov/Kiprusoff
4/23/06	Nashville	WQF	Gaylord Ent. Center	3-0 W	-	Cheechoo	Toskala/Mason
5/8/06	Edmonton	WSF	HP Pavilion	2-1 W	-	J. Thornton	Toskala/Roloson
4/13/07	Nashville	WQF	Nashville Arena	2-5 L	-	Dumont	Nabokov/Vokoun
4/28/07	Detroit	WSF	Joe Louis Arena	2-3 L	-	Datsyuk	Nabokov/Hasek
4/10/08	Calgary	WQF	HP Pavilion	2-0 W	-	Pavelski	Nabokov/Kiprusoff
4/27/08	Dallas	WSF	HP Pavilion	2-5 L	-	Modano	NABOKOV-Boucher/Turco
4/19/09	Anaheim	WQF	HP Pavilion	2-3 L	-	Miller	Nabokov/Hiller
4/16/10	Colorado	WQF	HP Pavilion	6-5 W OT	5:22	Setoguchi	Nabokov/Anderson
5/2/10	Detroit	WSF	HP Pavilion	4-3 W	-	Thornton	Nabokov/Howard
5/18/10	Chicago	WCF	HP Pavilion	2-4 L	-	Toews	Nabokov/Niemi

All-Time Game Two Record: 10-14

Home: 6-5 Road: 4-9





## SHARKS ALL-TIME PLAYOFF RECORD BY GAME OF A SERIES

## GAME THREE

DATE	OPPONENT	ROUND	LOCATION	SCORE	OT	GWG	GOALTENDERS (SJ/OPP)
4/22/94	Detroit	WQF	San Jose Arena	2-3 L	-	Burr	Irbe/Osgood
5/6/94	Toronto	WSF	San Jose Arena	5-2 W	-	Dahlen	Irbe/POTVIN-Rhodes
5/11/95	Calgary	WQF	San Jose Arena	2-9 L	-	Sullivan	IRBE-Flaherty/Kidd
5/25/95	Detroit	WSF	San Jose Arena	2-6 L	-	S. Kozlov	Flaherty,Vernon
4/26/98	Dallas	WQF	San Jose Arena	4-1 W	-	Nolan	Vernon/BELFOUR-Fernandez
4/28/99	Colorado	WQF	McNichols Arena	4-2 W	-	Sturm	Vernon/Roy
4/17/00	St. Louis	WQF	San Jose Arena	2-1 W	-	Nolan	Shields/Turek
5/2/00	Dallas	WSF	San Jose Arena	2-1 W	-	Nolan	Shields/Belfour
4/16/01	St. Louis	WQF	Compaq Center	3-6 L	-	Drake	NABOKOV-Kiprusoff/Turek
4/22/02	Phoenix	WQF	America West Arena	4-1 W	-	Graves	Nabokov/Burke
5/6/02	Colorado	WSF	Compaq Center	6-4 W	-	Marleau	Nabokov/Roy
4/12/04	St. Louis	WQF	Savvis Center	1-4 L	-	Drake	Nabokov/Osgood
4/26/04	Colorado	WSF	Pepsi Center	1-0 W	-	Damphousse	Nabokov/Aebischer
5/13/04	Calgary	WCF	Pengrowth Saddledome	3-0 W	-	Damphousse	Nabokov/Kiprusoff
4/25/06	Nashville	WQF	HP Pavilion	4-1 W	-	Bernier	Toskala/Mason
5/10/06	Edmonton	WSF	Rexall Place	2-3 L (3 OT)	42:24	Horcoff	Toskala/Rolosoun
4/16/07	Nashville	WQF	HP Pavilion	3-1 W	-	Clowe	Nabokov/Vokoun
4/30/07	Detroit	WSF	HP Pavilion	2-1 W	-	Cheechoo	Nabokov/Hasek
4/13/08	Calgary	WQF	Pengrowth Saddledome	3-4 L	-	Nolan	Nabokov/Kiprusoff/JOSEPH
4/29/08	Dallas	WSF	American Airlines Center	1-2 L OT	4:37	Norstrom	Nabokov/Turco
4/21/09	Anaheim	WQF	Honda Center	4-3 W	-	Marleau	Nabokov/Hiller
4/18/10	Colorado	WQF	Pepsi Center	0-1 L OT	0:54	O'Reilly	Nabokov/Anderson
5/4/10	Detroit	WSF	Joe Louis Arena	4-3 W OT	7:07	Marleau	Nabokov/Howard
5/21/10	Chicago	WCF	United Center	2-3 L OT	12:24	Byfuglien	Nabokov/Niemi

All-Time Game Three Record: 14-10

Home: 7-3 Road: 7-7



Joe Pavelski celebrates after scoring the tying goal on the power play in Game Two of the 2010 Western Conference Semifinal vs. Detroit.





## SHARKS ALL-TIME PLAYOFF RECORD BY GAME OF A SERIES

### GAME FOUR

DATE	OPPONENT	ROUND	LOCATION	SCORE	OT	GWG	GOALTENDERS (SJ/OPP)
4/23/94	Detroit	WQF	San Jose Arena	4-3 W	-	Makarov	Irbe/Osgood
5/8/94	Toronto	WSF	San Jose Arena	3-8 L	-	Clark	IRBE-Waite/Potvin
5/13/95	Calgary	WQF	San Jose Arena	4-6 L	-	Reichel	Irbe/Kidd
5/27/95	Detroit	WSF	San Jose Arena	2-6 L*	-	Brown	Flaherty/Vernon
4/28/98	Dallas	WQF	San Jose Arena	1-0 W OT	6:31	Zyuzin	Vernon/Belfour
4/30/99	Colorado	WQF	McNichols Arena	7-3 W	-	Korolyuk	Vernon/ROY-Billington
4/19/00	St. Louis	WQF	San Jose Arena	3-2 W	-	Suter	Shields/Turek
5/5/00	Dallas	WSF	San Jose Arena	5-4 L	-	Nieuwendyk	Shields/Belfour
4/17/01	St. Louis	WQF	Compaq Center	3-2 W	-	Nolan	Kiprusoff/Turek
4/24/02	Phoenix	WQF	America West Arena	2-1 W	-	Ricci	Nabokov/Burke
5/8/02	Colorado	WSF	Compaq Center	1-4 L	-	Sakic	Nabokov/Roy
4/13/04	St. Louis	WQF	Savvis Center	4-3 W	-	Korolyuk	Nabokov/Osgood
4/28/04	Colorado	WSF	Pepsi Center	0-1 L OT	5:15	Sakic	Nabokov/Aebischer
5/16/04	Calgary	WCF	Pengrowth Saddledome	4-1 W	-	Damphousse	Nabokov/KIPRUSOFF-Turek
4/27/06	Nashville	WQF	HP Pavilion	5-4 W	-	Marleau	Toskala/Mason
5/12/06	Edmonton	WSF	Rexall Place	3-6 L	-	J. Smith	Toskala/Roloson
4/18/07	Nashville	WQF	HP Pavilion	3-2 W	-	Michalek	Nabokov/Vokoun
5/2/07	Detroit	WSF	HP Pavilion	2-3 L OT	16:04	Schneider	Nabokov/Hasek
4/15/08	Calgary	WQF	Pengrowth Saddledome	3-2 W	-	Thornton	Nabokov/Kiprusoff
4/30/08	Dallas	WSF	American Airlines Center	2-1 W	-	Michalek	Nabokov/Turco
4/23/09	Anaheim	WQF	Honda Center	0-4 L	-	Ryan	Nabokov/Hiller
4/20/10	Colorado	WQF	Pepsi Center	2-1 W OT	10:24	Pavelski	Nabokov/Anderson
5/6/10	Detroit	WSF	Joe Louis Arena	1-7 L	-	Zetterberg	NABOKOV-Greiss/Howard
5/23/10	Chicago	WCF	United Center	2-4 L*	-	Byfuglien	Nabokov/Niemi

All-Time Game Four Record: 13-11

Home: 5-5 Road: 8-6

### GAME FIVE

DATE	OPPONENT	ROUND	LOCATION	SCORE	OT	GWG	GOALTENDERS (SJ/OPP)
4/26/94	Detroit	WQF	San Jose Arena	6-4 W	-	Garpenlov	Irbe/OSGOOD-Essensa
5/10/94	Toronto	WSF	San Jose Arena	5-2 W	-	Makarov	Irbe/Potvin
5/15/95	Calgary	WQF	Saddledome	0-5 L	-	Nieuwendyk	IRBE, Flaherty/Kidd
4/30/98	Dallas	WQF	Reunion Arena	2-3 L	-	Modano	Vernon/Belfour
5/1/99	Colorado	WQF	McNichols Arena	2-6 L	-	Sakic	Shields/Roy
4/21/00	St. Louis	WQF	Kiel Center	3-5 L	-	Pronger	Shields/Turek
5/7/00	Dallas	WSF	Reunion Arena	1-4 L*	-	Thornton	Shields/Belfour
4/19/01	St. Louis	WQF	Savvis Center	2-3 L OT	9:54	Salvador	Kiprusoff/Turek
4/26/02	Phoenix	WQF	Compaq Center	4-1 W*	-	Graves	Nabokov/Burke
5/11/02	Colorado	WSF	Pepsi Center	5-3 W	-	Selanne	Nabokov/Roy
4/15/04	St. Louis	WQF	HP Pavilion	3-1 W*	-	Smith	Nabokov/Osgood
5/01/04	Colorado	WSF	HP Pavilion	1-2 L OT	1:54	Sakic	Nabokov/Aebischer
5/17/04	Calgary	WCF	HP Pavilion	0-3 L	-	Iginla	Nabokov/Kiprusoff
4/30/06	Nashville	WQF	Gaylord Ent. Center	2-1 W*	-	Marleau	Toskala/Mason
5/14/06	Edmonton	WSF	HP Pavilion	3-6 L	-	Pisani	Toskala/Roloson
4/20/07	Nashville	WQF	Nashville Arena	3-2 W*	-	Marleau	Nabokov/Vokoun
5/5/07	Detroit	WSF	Joe Louis Arena	1-4 L	-	Datsyuk	Nabokov/Hasek
4/17/08	Calgary	WQF	HP Pavilion	4-3 W	-	Cheechoo	Nabokov/Kiprusoff
5/2/08	Dallas	WSF	HP Pavilion	3-2 W OT	1:05	Pavelski	Nabokov/Turco
4/25/09	Anaheim	WQF	HP Pavilion	3-2 W OT	6:02	Marleau	Nabokov/Hiller
4/22/10	Colorado	WQF	HP Pavilion	5-0 W	-	Couture	Nabokov/ANDERSON-Budaj
5/8/10	Detroit	WSF	HP Pavilion	2-1 W	-	Marleau	Nabokov/Howard

All-Time Game Five Record: 12-10

Home: 8-3 Road: 4-7





## SHARKS ALL-TIME PLAYOFF RECORD BY GAME OF A SERIES

## GAME SIX

DATE	OPPONENT	ROUND	LOCATION	SCORE	OT	GWG	GOALTENDERS (SJ/OPP)
4/28/94	Detroit	WQF	Joe Louis Arena	1-7 L	-	Chiasson	IRBE, Waite/Osgood
5/12/94	Toronto	WSF	Maple Leaf Gardens	2-3 L OT	8:53	Gartner	Irbe/Potvin
5/17/95	Calgary	WQF	San Jose Arena	5-3 W	-	Janney	Flaherty/Kidd
5/2/98	Dallas	WQF	San Jose Arena	2-3 L OT*	3:43	Keane	Vernon/Belfour
5/3/99	Colorado	WQF	San Jose Arena	2-3 L OT*	13:12	Hejduk	Vernon/Roy
4/23/00	St. Louis	WQF	San Jose Arena	2-6 L	-	Hecht	SHIELDS-Nabokov/Turek
4/21/01	St. Louis	WQF	Compaq Center	1-2 L*	-	Demitra	Nabokov/Turek
5/13/02	Colorado	WSF	Compaq Center	1-2 L OT	2:47	Forsberg	Nabokov/Roy
5/04/04	Colorado	WSF	Pepsi Center	3-1 W*	-	Goc	Nabokov/Aebischer
5/19/04	Calgary	WCF	Pengrowth Saddledome	1-3 L*	-	Gelinas	Nabokov/Kiprusoff
5/17/06	Edmonton	WSF	Rexall Place	0-2 L*	-	Peca	Toskala/Roloson
5/7/07	Detroit	WSF	HP Pavilion	0-2 L*	-	Samuelsson	Nabokov/Hasek
4/20/08	Calgary	WQF	Pengrowth Saddledome	0-2 L	-	Nolan	Nabokov/Kiprusoff
5/4/08	Dallas	WSF	American Airlines Center	1-2 L (4 OT)	*69:03	Morrow	Nabokov/Turco
4/27/09	Anaheim	WQF	Honda Center	1-4 L*	-	Selanne	Nabokov/Hiller
4/24/10	Colorado	WQF	Pepsi Center	5-2 W	-	Pavelski	Nabokov/Anderson

All-Time Game Six Record: 3-13

Home: 1-4 Road: 2-9

## GAME SEVEN

DATE	OPPONENT	ROUND	LOCATION	SCORE	OT	GWG	GOALTENDERS (SJ/OPP)
4/30/94	Detroit	WQF	Joe Louis Arena	3-2 W*	-	Baker	Irbe/Osgood
5/14/94	Toronto	WSF	Maple Leaf Gardens	2-4 L*	-	Osborne	Irbe/Potvin
5/19/95	Calgary	WQF	Saddledome	5-4 W (2 OT)*	21:54	Whitney	Flaherty/Kidd
4/25/00	St. Louis	WQF	Kiel Center	3-1 W*	-	Nolan	Shields/Turek
5/15/02	Colorado	WSF	Pepsi Center	0-1 L*	-	Forsberg	Nabokov/Roy
4/22/08	Calgary	WQF	HP Pavilion	5-3 W*	-	Pavelski	Nabokov/KIPRUSOFF-Joseph

All-Time Game Seven Record: 4-2

Home: 1-0 Road: 3-2

WCF = Western Conference Final WQF = Western Conference Quarterfinals

WSF = Western Conference Semifinals

GOALTENDER IN CAPS received the decision (win or loss)

\* = Series-clinching game



Jamie Baker scored the game-winning goal in Game Seven of San Jose's improbable upset series win over Detroit in the 1994 Western Conference Quarterfinals.





## SHARKS ALL-TIME PLAYOFF RECORD

SERIES	WON	LOST	GP	W	L	GF	GA
24	11	13	140	67	73	348	416

## SHARKS PLAYOFF RECORD BY TEAMS

### ANAHEIM DUCKS

SERIES	WON	LOST	GP	W	L	GF	GA	PP	PK
2008-09 WQF	0	1	6	2	4	10	18	4/24	18/23
<b>TOTALS</b>	<b>0</b>	<b>1</b>	<b>6</b>	<b>2</b>	<b>4</b>	<b>10</b>	<b>18</b>	<b>4/24</b>	<b>18/23</b>

2008-09 WQF - Anaheim defeated San Jose, 4-2

### CALGARY FLAMES

SERIES	WON	LOST	GP	W	L	GF	GA	PP	PK
2007-08 WQF	1	0	7	4	3	19	17	6/31	18/22
2003-04 WCF	0	1	6	2	4	12	16	3/25	21/23
1994-95 WQF	1	0	7	4	3	26	35	6/31	24/31
<b>TOTALS</b>	<b>2</b>	<b>1</b>	<b>20</b>	<b>10</b>	<b>10</b>	<b>57</b>	<b>68</b>	<b>15/87</b>	<b>61/76</b>

1994-95 WQF - San Jose defeated Calgary, 4-3

2003-04 WCF - Calgary defeated San Jose, 4-2

2007-08 WQF - San Jose defeated Calgary, 4-3

### CHICAGO BLACKHAWKS

SERIES	WON	LOST	GP	W	L	GF	GA	PP	PK
2009-10 WCF	0	1	4	0	4	7	13	4/13	10/12
<b>TOTALS</b>	<b>0</b>	<b>1</b>	<b>4</b>	<b>0</b>	<b>4</b>	<b>7</b>	<b>13</b>	<b>4/13</b>	<b>10/12</b>

2009-10 WCF - Chicago defeated San Jose, 4-0

### COLORADO AVALANCHE

SERIES	WON	LOST	GP	W	L	GF	GA	PP	PK
2009-10 WQF	1	0	6	4	2	19	11	5/26	13/15
2003-04 WSF	1	0	6	4	2	14	7	4/25	24/27
2001-02 WSF	0	1	7	3	4	21	25	3/21	19/23
1998-99 WQF	0	1	6	2	4	17	19	7/41	35/42
<b>TOTALS</b>	<b>2</b>	<b>2</b>	<b>25</b>	<b>13</b>	<b>12</b>	<b>71</b>	<b>62</b>	<b>19/113</b>	<b>91/107</b>

1998-99 WQF - Colorado defeated San Jose, 4-2

2001-02 WSF - Colorado defeated San Jose, 4-3

2003-04 WSF - San Jose defeated Colorado, 4-2

2009-10 WQF - San Jose defeated Colorado, 4-2

### DALLAS STARS

SERIES	WON	LOST	GP	W	L	GF	GA	PP	PK
2007-08 WSF	0	1	6	2	4	11	15	2/25	17/22
1999-00 WQF	0	1	5	1	4	7	15	4/28	16/21
1997-98 WSF	0	1	6	2	4	12	16	6/36	31/38
<b>TOTALS</b>	<b>0</b>	<b>3</b>	<b>17</b>	<b>5</b>	<b>12</b>	<b>30</b>	<b>46</b>	<b>12/89</b>	<b>64/91</b>

1997-98 WQF - Dallas defeated San Jose, 4-2

1999-00 WSF - Dallas defeated San Jose, 4-1

2007-08 WSF - Dallas defeated San Jose, 4-2

### DETROIT RED WINGS

SERIES	WON	LOST	GP	W	L	GF	GA	PP	PK
2009-10 WSF	1	0	5	4	1	15	17	6/31	19/23
2006-07 WSF	0	1	6	2	4	9	13	2/27	20/25
1994-95 WSF	0	1	4	0	4	6	24	3/17	9/15
1993-94 WQF	1	0	7	4	3	21	27	6/36	30/35
<b>TOTALS</b>	<b>2</b>	<b>2</b>	<b>22</b>	<b>10</b>	<b>12</b>	<b>51</b>	<b>81</b>	<b>17/111</b>	<b>78/98</b>

1993-94 WQF - San Jose defeated Detroit, 4-3

1994-95 WSF - Detroit defeated San Jose, 4-0

2006-07 WSF - Detroit defeated San Jose, 4-2

2009-10 WSF - San Jose defeated Detroit, 4-1





## SHARKS PLAYOFF RECORD BY TEAMS

## EDMONTON OILERS

SERIES	WON	LOST	GP	W	L	GF	GA	PP	PK
2005-06 WSF	0	1	6	2	4	12	19	2/35	24/29
<b>TOTALS</b>	<b>0</b>	<b>1</b>	<b>6</b>	<b>2</b>	<b>4</b>	<b>12</b>	<b>19</b>	<b>2/35</b>	<b>24/29</b>

2005-06 WSF - Edmonton defeated San Jose, 4-2

## NASHVILLE PREDATORS

SERIES	WON	LOST	GP	W	L	GF	GA	PP	PK
2006-07 WQF	1	0	5	4	1	16	14	2/30	19/22
2005-06 WQF	1	0	5	4	1	17	10	9/37	26/34
<b>TOTALS</b>	<b>2</b>	<b>0</b>	<b>10</b>	<b>8</b>	<b>2</b>	<b>33</b>	<b>24</b>	<b>11/67</b>	<b>45/56</b>

2005-06 WQF - San Jose defeated Nashville, 4-1

2006-07 WQF - San Jose defeated Nashville, 4-1

## PHOENIX COYOTES

SERIES	WON	LOST	GP	W	L	GF	GA	PP	PK
2001-02 WQF	1	0	5	4	1	13	7	2/24	24/25
<b>TOTALS</b>	<b>1</b>	<b>0</b>	<b>5</b>	<b>4</b>	<b>1</b>	<b>13</b>	<b>7</b>	<b>2/24</b>	<b>24/25</b>

2001-02 WQF - San Jose defeated Phoenix, 4-1

## ST. LOUIS BLUES

SERIES	WON	LOST	GP	W	L	GF	GA	PP	PK
2003-04 WQF	1	0	5	4	1	12	9	3/31	23/24
2000-01 WQF	0	1	6	2	4	11	16	0/22	22/27
1999-00 WQF	1	0	7	4	3	20	22	6/35	31/39
<b>TOTALS</b>	<b>2</b>	<b>1</b>	<b>18</b>	<b>10</b>	<b>8</b>	<b>43</b>	<b>47</b>	<b>9/88</b>	<b>76/90</b>

1999-00 WQF - San Jose defeated St. Louis, 4-3

2000-01 WQF - St. Louis defeated San Jose, 4-2

2002-03 WQF - San Jose defeated St. Louis, 4-1

## TORONTO MAPLE LEAFS

SERIES	WON	LOST	GP	W	L	GF	GA	PP	PK
1993-94 WSF	0	1	7	3	4	21	26	3/38	18/26
<b>TOTALS</b>	<b>0</b>	<b>1</b>	<b>7</b>	<b>3</b>	<b>4</b>	<b>21</b>	<b>26</b>	<b>3/38</b>	<b>18/26</b>

1993-94 WSF - Toronto defeated San Jose, 4-3

WCF = Western Conference Finals    WQF = Western Conference Quarterfinals    WSF = Western Conference Semifinals



Patrick Rissmiller scored the winning goal in the second overtime of Game One of the 2007 Western Conference Quarterfinals vs. Nashville.





## SHARKS OVERTIME PLAYOFF GAMES (26)

DATE	SERIES/ GAME #	VS.	SITE	GWG	TIME	SCORE	SERIES WINNER
5/12/94	WSF/6	TOR	Maple Leaf Gardens	Mike Gartner	8:53	2-3 L	Toronto 4-3
5/09/95	WQF/2	CGY	Saddledome	Ulf Dahlen	12:21	5-4 W	San Jose, 4-3
5/19/95	WQF/7	CGY	Saddledome	Ray Whitney	21:54 2OT	5-4 W	San Jose, 4-3
4/28/98	WQF/4	DAL	San Jose Arena	Andrei Zyuzin	6:31	1-0 W	Dallas, 4-2
5/02/98	WQF/6	DAL	San Jose Arena	Mike Keane	3:43	2-3 L	Dallas, 4-2
4/24/99	WQF/2	COL	San Jose Arena	Milan Hejduk	7:53	1-2 L	Colorado, 4-2
5/03/99	WQF/6	COL	San Jose Arena	Milan Hejduk	13:12	2-3 L	Colorado, 4-2
4/21/01	WQF/5	STL	Savvis Center	Bryce Salvador	9:54	2-3 L	St. Louis, 4-2
5/13/02	WSF/6	COL	Compaq Center	Peter Forsberg	2:47	1-2 L	Colorado, 4-3
4/08/04	WQF/1	STL	HP Pavilion	Niko Dimitrakos	9:16	1-0 W	San Jose, 4-1
4/28/04	WSF/4	COL	Pepsi Center	Joe Sakic	5:15	0-1 L	San Jose, 4-2
5/01/04	WSF/5	COL	HP Pavilion	Joe Sakic	1:54	1-2 L	San Jose, 4-2
5/09/04	WQF/1	CGY	HP Pavilion	Steve Montador	18:43	3-4 L	Calgary, 4-2
5/10/06	WSF/3	EDM	Rexall Place	Shawn Horcoff	42:24 3OT	2-3 L	Edmonton, 4-2
4/11/07	WQF/1	NSH	Nashville Arena	Patrick Rissmiller	28:14 2OT	5-4 W	San Jose, 4-1
5/2/07	WSF/4	DET	HP Pavilion	Mathieu Schneider	16:04	2-3 L	Detroit, 4-2
4/25/08	WSF/1	DAL	HP Pavilion	Brenden Morrow	4:39	2-3 L	Dallas, 4-2
4/29/08	WSF/3	DAL	American Airlines Center	Mattias Norstrom	4:37	1-2 L	Dallas, 4-2
5/2/08	WSF/5	DAL	HP Pavilion	Joe Pavelski	1:05	3-2 W	Dallas, 4-2
5/4/08	WSF/6	DAL	American Airlines Center	Brenden Morrow	69:03 4OT	1-2 L	Dallas, 4-2
4/25/09	WQF/5	ANA	HP Pavilion	Patrick Marleau	6:02	3-2 W	Anaheim, 4-2
4/16/10	WQF/2	COL	HP Pavilion	Devin Setoguchi	5:22	6-5 W	San Jose, 4-2
4/18/10	WQF/3	COL	Pepsi Center	Ryan O'Reilly	0:51	0-1 L	San Jose, 4-2
4/20/10	WQF/4	COL	Pepsi Center	Joe Pavelski	10:24	2-1 W	San Jose, 4-2
5/4/10	WSF/3	DET	Joe Louis Arena	Patrick Marleau	7:07	4-3 W	San Jose, 4-1
5/21/10	WCF/3	CHI	United Center	Dustin Byfuglien	12:24	2-3 L	Chicago, 4-0
<b>All-Time Record: 10-16</b>				<b>Home: 5-8</b>	<b>Road: 5-8</b>		

## SHARKS PLAYOFF HAT TRICKS (4)

DATE	SERIES/ GAME #	VS.	SITE	GWG	SCORE	SERIES WINNER
5/6/94	WSF/3	TOR	San Jose Arena	Ulf Dahlen	5-2 W	Toronto, 4-3
4/10/04	WQF/2	STL	HP Pavilion	Patrick Marleau	3-1 W	San Jose, 4-1
4/22/04	WSF/1	COL	HP Pavilion	Patrick Marleau	5-2 W	San Jose, 4-2
4/27/06	WQF/4	NSH	HP Pavilion	Patrick Marleau	5-4 W	San Jose, 4-1

## OPPONENT PLAYOFF HAT TRICKS (5)

DATE	SERIES/ GAME #	VS.	SITE	GWG	SCORE	SERIES WINNER
5/11/95	WQF/3	CGY	San Jose Arena	Mike Sullivan	2-9 L	San Jose, 4-3
5/13/95	WQF/4	CGY	San Jose Arena	T. Fleury (4 G)	4-6 L	San Jose, 4-3
4/23/00	WQF/6	STL	San Jose Arena	Scott Young	2-6 L	San Jose, 4-3
4/12/04	WQF/3	STL	Savvis Center	Mike Sillinger	1-4 L	San Jose, 4-1
5/6/10	WSF/4	DET	Joe Louis Arena	Johan Franzen (4 G)	1-7 L	San Jose, 4-1





## SHARKS PLAYOFF SHUTOUTS (9)

DATE	SERIES/ GAME #	VS.	SITE	GOALTENDER	SAVES	SCORE	SERIES WINNER
4/28/98	WQF/4	DAL	San Jose Arena	Mike Vernon	26	1-0 OT	Dallas, 4-2
4/14/01	WQF/2	STL	Savvis Center	Evgeni Nabokov	28	1-0	St. Louis, 4-2
4/09/04	WQF/1	STL	HP Pavilion	Evgeni Nabokov	26	1-0 OT	San Jose, 4-1
4/26/04	WSF/3	COL	Pepsi Center	Evgeni Nabokov	33	1-0	San Jose, 4-2
5/13/04	WCF/3	CGY	Pengrowth Saddledome	Evgeni Nabokov	34	3-0	Calgary, 4-2
4/23/06	WQF/2	NSH	Gaylord Ent. Center	Vesa Toskala	25	3-0	San Jose, 4-1
4/26/07	WSF/1	DET	Joe Louis Arena	Evgeni Nabokov	34	2-0	Detroit, 4-2
4/10/08	WQF/2	CGY	HP Pavilion	Evgeni Nabokov	21	2-0	San Jose, 4-3
4/22/10	WQF/5	COL	HP Pavilion	Evgeni Nabokov	28	5-0	San Jose, 4-2

## OPPONENT PLAYOFF SHUTOUTS (14)

DATE	SERIES/ GAME #	VS.	SITE	GOALTENDER	SAVES	SCORE	SERIES WINNER
4/20/94	WQF/2	DET	Joe Louis Arena	Chris Osgood	22	0-4 L	San Jose, 4-3
5/15/95	WQF/5	CGY	Saddledome	Trevor Kidd	25	0-5 L	San Jose, 4-3
5/21/95	WSF/1	DET	Joe Louis Arena	Mike Vernon	15	0-6 L	Detroit, 4-0
4/28/00	WSF/1	DAL	Reunion Arena	Ed Belfour	18	0-4 L	Dallas, 4-2
4/30/00	WSF/2	DAL	Reunion Arena	Ed Belfour	19	0-1 L	Dallas, 4-2
5/15/02	WSF/6	COL	Pepsi Center	Patrick Roy	27	0-1 L	Colorado, 4-3
4/28/04	WSF/4	COL	Pepsi Center	David Aebischer	27	0-1 L OT	San Jose, 4-2
5/15/04	WCF/5	CGY	HP Pavilion	Miikka Kiprusoff	19	0-3 L	Calgary, 4-2
5/17/06	WSF/6	EDM	Rexall Place	Dwayne Roloson	24	0-2 L	Edmonton, 4-2
5/7/07	WSF/6	DET	HP Pavilion	Dominik Hasek	28	0-2 L	Detroit, 4-2
4/20/08	WQF/6	CGY	Pengrowth Saddledome	Miikka Kiprusoff	21	0-2 L	San Jose, 4-3
4/16/09	WQF/1	ANA	HP Pavilion	Jonas Hiller	35	0-2 L	Anaheim, 4-2
4/23/09	WQF/4	ANA	Honda Center	Jonas Hiller	31	0-4 L	Anaheim, 4-2
4/18/10	WQF/3	COL	Pepsi Center	Craig Anderson	51	0-1 L OT	San Jose, 4-2

## SHARKS PLAYOFF SCORING LEADERS BY YEAR

YEAR	GOALS	ASSISTS	POINTS	PIM
2009-10	Joe Pavelski (9)	Dan Boyle (12)	Joe Pavelski (17)	Ryane Clowe (28)
2008-09	Patrick Marleau (2)	Joe Thornton (4)	Joe Thornton (5)	Jeremy Roenick (12)
	Dan Boyle			
2007-08	Ryane Clowe (5)	Joe Thornton (8)	Joe Thornton (10)	Craig Rivet (16)
	Joe Pavelski			
2006-07	Ryane Clowe (4)	Joe Thornton (10)	Joe Thornton (11)	Scott Hannan (33)
	Milan Michalek			
2005-06	Patrick Marleau (9)	Joe Thornton (7)	Patrick Marleau (14)	Ville Nieminen (24)
2003-04	Patrick Marleau (8)	Niko Dimitrakos (8)	V. Damphousse (14)	Jason Marshall (25)
2001-02	Patrick Marleau (6)	Mike Ricci (6)	Patrick Marleau (11)	V. Damphousse (12)
	Owen Nolan	V. Damphousse	Todd Harvey	Scott Hannan
		Niklas Sundstrom		Marcus Ragnarsson
2000-01	Scott Thornton (3)	Stephane Matteau (3)	Stephane Matteau (4)	Bill Lindsay (16)
		Mike Ricci		
		Niklas Sundstrom		
1999-00	Owen Nolan (8)	V. Damphousse (7)	Owen Nolan (10)	V. Damphousse (16)
1998-99	V. Damphousse (2)	Jeff Norton (7)	Jeff Norton (7)	Jeff Friesen (14)
	Bill Houlder			
1997-98	John MacLean (2)	Bernie Nicholls (5)	John MacLean (5)	Owen Nolan (26)
	Owen Nolan		Bernie Nicholls	
1994-95	Ulf Dahlen (5)	Igor Larionov (8)	Ulf Dahlen (9)	Jeff Odgers (23)
	Mike Rathje		Igor Larionov	
1993-94	Sergei Makarov (8)	Igor Larionov (13)	Igor Larionov (18)	Jay More (32)





## SHARKS PLAYOFF GOALTENDING LEADERS BY YEAR

YEAR	GAMES PLAYED	DECISIONS	WINS	SAVES
2009-10	Evgeni Nabokov (15)	Evgeni Nabokov (15)	Evgeni Nabokov (8)	Evgeni Nabokov (369)
2008-09	Evgeni Nabokov (6)	Evgeni Nabokov (6)	Evgeni Nabokov (2)	Evgeni Nabokov (155)
2007-08	Evgeni Nabokov (13)	Evgeni Nabokov (13)	Evgeni Nabokov (6)	Evgeni Nabokov (333)
2006-07	Evgeni Nabokov (11)	Evgeni Nabokov (11)	Evgeni Nabokov (6)	Evgeni Nabokov (323)
2005-06	Vesa Toskala (11)	Vesa Toskala (11)	Vesa Toskala (6)	Vesa Toskala (311)
2003-04	Evgeni Nabokov (17)	Evgeni Nabokov (17)	Evgeni Nabokov (10)	Evgeni Nabokov (431)
2001-02	Evgeni Nabokov (12)	Evgeni Nabokov (12)	Evgeni Nabokov (7)	Evgeni Nabokov (291)
2000-01	Evgeni Nabokov (4)	Evgeni Nabokov (4)	Evgeni Nabokov (1)	Evgeni Nabokov (93)
			Miikka Kiprusoff	
1999-00	Steve Shields (12)	Steve Shields (12)	Steve Shields (5)	Steve Shields (287)
1998-99	Mike Vernon (5)	Mike Vernon (5)	Mike Vernon (2)	Mike Vernon (172)
1997-98	Mike Vernon (6)	Mike Vernon (6)	Mike Vernon (2)	Mike Vernon (124)
1994-95	Wade Flaherty (7)	Arturs Irbe (6)	Wade Flaherty (2)	Wade Flaherty (190)
			Arturs Irbe	
1993-94	Arturs Irbe (14)	Arturs Irbe (14)	Arturs Irbe (7)	Arturs Irbe (349)

## SHARKS ALL-TIME PLAYOFF SPECIAL TEAMS

YEAR		PP	PCT.	RANK	PK	PCT.	RANK
2009-10	Overall	14/71	19.7%	9th NHL	40/49	81.6%	6th NHL
	Home	11/42	26.2%	5th NHL	23/26	88.5%	3rd NHL
	Road	3/29	10.3%	13th NHL	17/23	73.9%	15th NHL
2008-09	Overall	4/24	16.7%	8th NHL	18/23	78.3%	11th NHL
	Home	1/15	6.7%	14th NHL	7/9	77.8%	10th NHL
	Road	3/9	33.3%	1st NHL	11/14	78.6%	13th NHL
2007-08	Overall	8/56	14.3%	12th NHL	33/44	75.0%	14th NHL
	Home	5/31	16.1%	11th NHL	19/26	73.1%	13th NHL
	Road	3/25	12.0%	12th NHL	14/18	77.8%	11th NHL
2006-07	Overall	4/57	7.0%	14th NHL	39/47	83.0%	10th NHL
	Home	1/25	4.0%	15th NHL	14/18	77.8%	14th NHL
	Road	3/32	9.4%	10th NHL	25/29	86.2%	7th NHL
2005-06	Overall	11/72	15.3%	10th NHL	11/62	80.6%	10th NHL
	Home	5/34	14.7%	10th NHL	20/25	80.0%	11th NHL
	Road	6/38	15.8%	7th NHL	30/37	81.1%	11th NHL
2003-04	Overall	11/81	13.6%	7th NHL	66/72	91.7%	3rd NHL
	Home	7/51	13.7%	8th NHL	34/36	94.4%	4th NHL
	Road	4/30	13.6%	6th NHL	32/36	88.9%	9th NHL
2001-02	Overall	5/48	10.4%	12th NHL	43/48	89.6%	3rd NHL
	Home	4/27	14.8%	9th NHL	18/20	90.0%	5th NHL
	Road	1/21	4.8%	15th NHL	25/28	89.3%	4th NHL
2000-01	Overall	0/22	0.0%	16th NHL	22/27	81.4%	10th NHL
	Home	0/12	0.0%	16th NHL	8/12	66.7%	16th NHL
	Road	0/10	0.0%	16th NHL	14/15	93.3%	2nd NHL
1999-00	Overall	10/63	15.9%	7th NHL	48/61	78.7%	13th NHL
	Home	5/27	18.5%	8th NHL	21/25	84.0%	9th NHL
	Road	5/36	13.9%	9th NHL	27/36	75.0%	14th NHL
1998-99	Overall	7/41	17.1%	7th NHL	35/42	83.3%	9th NHL
	Home	2/18	11.1%	12th NHL	14/18	77.8%	12th NHL
	Road	5/23	21.7%	4th NHL	21/24	87.5%	6th NHL
1997-98	Overall	6/36	16.7%	4th NHL	31/38	81.6%	13th NHL
	Home	4/20	20.0%	3rd NHL	7/8	87.5%	T-5th NHL
	Road	2/16	12.5%	9th NHL	24/30	80.0%	12th NHL
1994-95	Overall	9/48	18.8%	8th NHL	33/46	71.7%	14th NHL
	Home	4/24	16.7%	7th NHL	18/21	85.7%	4th NHL
	Road	5/24	20.8%	4th NHL	15/25	60.0%	16th NHL
1993-94	Overall	9/74	12.2%	11th NHL	48/61	78.7%	11th NHL
	Home	7/36	19.4%	7th NHL	18/22	81.8%	T-11th NHL
	Road	2/38	5.3%	T-13th NHL	30/39	76.9%	13th NHL





## SHARKS PLAYOFF RESULTS BY YEAR

<b>2009-10</b>	<b>Western Quarterfinals</b> <b>Western Semifinals</b> Western Conference Finals	<b>SAN JOSE (#1 seed) defeated Colorado (#8 seed), 4-2</b> <b>SAN JOSE (#1 seed) defeated Detroit (#5 seed), 4-1</b> Chicago (#2 seed) defeated SAN JOSE (#1 seed), 4-0 Anaheim (#8 seed) defeated SAN JOSE (#1 seed), 4-2
2008-09	Western Quarterfinals	<b>SAN JOSE (#2 seed) defeated Calgary (#7 seed), 4-3</b> Dallas (#5 seed) defeated SAN JOSE (#2 seed), 4-2
<b>2007-08</b>	<b>Western Quarterfinals</b> Western Semifinals	<b>SAN JOSE (#5 seed) defeated Nashville (#4 seed), 4-1</b> Detroit (#1 seed) defeated SAN JOSE (#5 seed), 4-2
<b>2006-07</b>	<b>Western Quarterfinals</b> Western Semifinals	<b>SAN JOSE (#5 seed) defeated Nashville (#4 seed), 4-1</b> Edmonton (#8 seed) defeated SAN JOSE (#5 seed), 4-2
<b>2005-06</b>	<b>Western Quarterfinals</b> Western Semifinals	<b>SAN JOSE (#2 seed) defeated St. Louis (#7 seed), 4-1</b> <b>SAN JOSE (#2 seed) defeated Colorado (#4 seed), 4-2</b> Calgary (#6 seed) defeated SAN JOSE (#2 seed), 4-2
<b>2003-04</b>	<b>Western Quarterfinals</b> <b>Western Semifinals</b> Western Conference Finals	<b>SAN JOSE (#3 seed) defeated Phoenix (#6 seed), 4-1</b> Colorado (#2 seed) defeated SAN JOSE (#3 seed), 4-3 St. Louis (#4 seed) defeated SAN JOSE (#5 seed), 4-2
<b>2001-02</b>	<b>Western Quarterfinals</b> Western Semifinals	<b>SAN JOSE (#8 seed) defeated St. Louis (#1 seed), 4-3</b> Dallas (#2 seed) defeated SAN JOSE (#8 seed), 4-1 Colorado (#2 seed) defeated SAN JOSE (#7 seed), 4-2 Dallas (#1 seed) defeated SAN JOSE (#8 seed), 4-2
2000-01	Western Quarterfinals	<b>SAN JOSE (#7 seed) defeated Calgary (#2 seed), 4-3</b> Detroit (#1 seed) defeated SAN JOSE (#7 seed), 4-0
<b>1999-00</b>	<b>Western Quarterfinals</b> Western Semifinals	<b>SAN JOSE (#8 seed) defeated Detroit (#1 seed), 4-3</b> Toronto (#3 seed) defeated SAN JOSE (#8 seed), 4-3
1998-99	Western Quarterfinals	
1997-98	Western Quarterfinals	
<b>1994-95</b>	<b>Western Quarterfinals</b> Western Semifinals	
<b>1993-94</b>	<b>Western Quarterfinals</b> Western Semifinals	

## SHARKS WHEN FACING ELIMINATION

Possible Playoff Elimination Games Played: 21

Team Record: 8-13 Home: 4-5 Road: 4-8

DATE	OPPONENT	SITE	ROUND/GAME #	SCORE	GWG
4/30/94	Detroit	Joe Louis Arena	WQF/#7	3-2 W	Baker
5/14/94	Toronto	Maple Leaf Gardens	WSF/#7	2-4 L	Osborne
5/17/95	Calgary	San Jose Arena	WQF/#6	5-3 W	Janney
5/19/95	Calgary	Saddledome	WQF/#7	5-4 W OT	Whitney
5/27/95	Detroit	San Jose Arena	WSF/#4	2-6 L	Brown
5/02/98	Dallas	San Jose Arena	WQF/#6	2-3 L OT	Keane
5/03/99	Colorado	San Jose Arena	WQF/#6	2-3 L OT	Hejduk
4/25/00	St. Louis	Kiel Center	WQF/#7	3-1 W	Nolan
5/07/00	Dallas	Reunion Arena	WSF/#5	1-4 L	Thornton
4/21/01	St. Louis	Compaq Center	WQF/#6	1-2 L	Demitra
5/15/02	Colorado	Pepsi Center	WSF/#7	0-1 L	Forsberg
5/19/04	Calgary	Pengrowth Saddledome	WCF/#6	1-3 L	Gelinas
5/17/06	Edmonton	Rexall Place	WSF/#6	0-2 L	Horcoff
5/7/07	Detroit	HP Pavilion	WSF/#6	0-2 L	Samuelsson
4/22/08	Calgary	HP Pavilion	WQF/#7	5-3 W	Pavelski
4/30/08	Dallas	American Airlines Center	WSF/#4	2-1 W	Michalek
5/2/08	Dallas	HP Pavilion	WSF/#5	3-2 W OT	Pavelski
5/4/08	Dallas	American Airlines Center	WSF/#6	1-2 L 4OT	Morrow
4/25/09	Anaheim	HP Pavilion	WQF/#5	3-2 W OT	Marleau
4/27/09	Anaheim	Honda Center	WQF/#6	1-4 L	Selanne
5/23/10	Chicago	United Center	WCF/#4	2-4 L	Byfuglien





## OPPONENTS WHEN FACING ELIMINATION

Possible Playoff Elimination Games Played: 22

Opponents Record: 11-11 Home: 4-4 Road: 7-7

DATE	OPPONENT	SITE	ROUND/GAME #	SCORE	GWG
4/28/94	Detroit	Joe Louis Arena	WQF/#6	7-1 W	Chiasson
4/30/94	Detroit	Joe Louis Arena	WQF/#7	2-3 L	Baker
5/12/94	Toronto	Maple Leaf Gardens	WSF/#6	3-2 W OT	Gartner
5/14/94	Toronto	Maple Leaf Gardens	WSF/#7	4-2 W	Osborne
5/19/95	Calgary	Saddledome	WQF/#7	4-5 L OT	Whitney
4/21/00	St. Louis	Kiel Center	WQF/#5	5-3 W	Pronger
4/23/00	St. Louis	San Jose Arena	WQF/#6	6-2 W	Hecht
4/25/00	St. Louis	Kiel Center	WSF/#7	1-3 L	Nolan
4/26/02	Phoenix	Compaq Center	WQF/#5	1-4 L	Graves
5/13/02	Colorado	Compaq Center	WSF/#6	2-1 W	Forsberg
5/15/02	Colorado	Pepsi Center	WSF/#7	1-0 W	Forsberg
4/15/04	St. Louis	HP Pavilion	WQF/#5	1-3 L	Smith
4/28/04	Colorado	Pepsi Center	WSF/#4	1-0 W OT	Sakic
5/01/04	Colorado	HP Pavilion	WSF/#5	2-1 W OT	Sakic
5/04/04	Colorado	Pepsi Center	WSF/#6	1-3 L	Goc
4/30/06	Nashville	Gaylord Ent. Center	WQF/#5	2-1 L	Marleau
4/20/07	Nashville	Nashville Arena	WQF/#5	3-2 L	Marleau
4/20/08	Calgary	Pengrowth Saddledome	WQF/#6	2-0 W	Nolan
4/22/08	Calgary	HP Pavilion	WQF/#7	3-5 L	Pavelski
4/24/10	Colorado	Pepsi Center	WQF/#6	2-5 L	Pavelski
5/6/10	Detroit	Joe Louis Arena	WSF/#4	7-1 W	Zetterberg
5/8/10	Detroit	HP Pavilion	WSF/#5	1-2 L	Marleau



Mark Smith scored the game-winning goal in the series-clinching Game Five of the 2003 Western Conference Quarterfinals vs. St. Louis.





## 2010 SHARKS PLAYOFF SUMMARY

**WESTERN CONFERENCE QUARTERFINALS**  
**COLORADO AVALANCHE (#8) vs. SAN JOSE SHARKS (#1)**  
**SHARKS SUMMARY: WON-4 LOST-2**

DATE	SCORE	ATT.	GOALTENDERS	GW GOAL
APRIL 14	@ SHARKS 1; AVALANCHE 2	17,562	NABOKOV/ANDERSON, BUDAJ	CHRIS STEWART
APRIL 16	@ SHARKS 6; AVALANCHE 5 OT	17,562	NABOKOV/ANDERSON	DEVIN SETOGUCHI
APRIL 18	SHARKS 0; @ AVALANCHE 1 OT	18,007	NABOKOV/ANDERSON	RYAN O'REILLY
APRIL 20	SHARKS 2; @ AVALANCHE 1 OT	18,007	NABOKOV/ANDERSON	JOE PAVELSKI
APRIL 22	@ SHARKS 5; AVALANCHE 0	17,562	NABOKOV/ANDERSON	LOGAN COUTURE
APRIL 24	SHARKS 5; @ AVALANCHE 2	18,007	NABOKOV/ANDERSON	JOE PAVELSKI

GOALS BY PERIOD	1ST	2ND	3RD	OT	TOTAL	SHOTS BY PERIOD	1ST	2ND	3RD	OT	TOTAL
SHARKS	3	6	8	2	19	SHARKS	70	79	78	18	245
AVALANCHE	1	6	3	1	11	AVALANCHE	41	50	47	11	149

## INDIVIDUAL SCORING

SHARKS	GP	G	A	TP	+/-	PM	PP	SH	GW	GT	EN	S	PCTG
JOE PAVELSKI	6	5	3	8	6	4	1	0	2	1	0	25	20.0
RYANE CLOWE	6	1	7	8	6	0	0	0	0	0	0	22	4.5
DEVIN SETOGUCHI	6	3	3	6	4	4	1	0	1	1	1	33	9.1
DAN BOYLE	6	2	4	6	5	0	1	0	0	0	0	15	13.3
DOUGLAS MURRAY	6	1	4	5	4	0	0	0	0	0	1	2	50.0
DANY HEATLEY	5	0	4	4	-1	0	0	0	0	0	0	15	0.0
PATRICK MARLEAU	6	1	2	3	-2	6	1	0	0	0	0	24	4.2
JOE THORNTON	6	0	3	3	-4	0	0	0	0	0	0	15	0.0
LOGAN COUTURE	6	2	0	2	2	0	0	0	1	0	0	6	33.3
ROB BLAKE	6	1	1	2	1	8	0	0	0	0	0	21	4.8
SCOTT NICHOL	6	1	1	2	2	8	0	0	0	0	0	13	7.7
MANNY MALHOTRA	6	1	0	1	0	0	1	0	0	0	0	24	4.2
DWIGHT HELMINEN	4	1	0	1	1	0	0	0	0	0	0	5	20.0
JASON DEMERS	6	0	1	1	-1	6	0	0	0	0	0	5	0.0
TORREY MITCHELL	6	0	1	1	0	0	0	0	0	0	0	8	0.0
MARC-EDOUARD VLASIC	6	0	1	1	1	0	0	0	0	0	0	6	0.0
JED ORTMAYER	2	0	1	1	1	0	0	0	0	0	0	1	0.0
KENT HUSKINS	6	0	0	0	-1	2	0	0	0	0	0	1	0.0
JAMIE MCGINN	6	0	0	0	2	6	0	0	0	0	0	4	0.0
NICLAS WALLIN	1	0	0	0	0	0	0	0	0	0	0	0	0.0

POWER PLAY: 5-26 (19.2%) PENALTY KILLING: 13-15 (86.7%)

GOALTENDING SHARKS	GP	MIN	GA	AVG	EN	SO	W	L	SHOTS	SAVE%
EVGENI NABOKOV	6	375	11	1.76	0	1	4	2	149	.926





# WESTERN CONFERENCE SEMIFINALS

## DETROIT RED WINGS (#5) vs. SAN JOSE SHARKS (#1)

### SHARKS SUMMARY: WON-4 LOST-1

DATE	SCORE	ATT.	GOALTENDERS	GW GOAL
APRIL 29	@ SHARKS 4; RED WINGS 3	17,562	NABOKOV/HOWARD	JOE PAVELSKI
MAY 2	@ SHARKS 4; RED WINGS 3	17,562	NABOKOV/HOWARD	JOE THORNTON
MAY 4	SHARKS 4; @ RED WINGS 3 OT	20,066	NABOKOV/HOWARD	PATRICK MARLEAU
MAY 6	SHARKS 1; @ RED WINGS 7	20,066	NABOKOV, GREISS/HOWARD	JOHAN FRANZEN
MAY 8	@ SHARKS 2; RED WINGS 1	17,562	NABOKOV/HOWARD	PATRICK MARLEAU

GOALS BY PERIOD	1ST	2ND	3RD	OT	TOTAL	SHOTS BY PERIOD	1ST	2ND	3RD	OT	TOTAL
SHARKS	6	2	6	1	15	SHARKS	59	42	59	6	166
RED WINGS	10	5	2	0	17	RED WINGS	46	56	53	5	160

### INDIVIDUAL SCORING

SHARKS	GP	G	A	TP	+/-	PM	PP	SH	GW	GT	EN	S	PCTG
JOE THORNTON	5	3	5	8	-2	16	1	0	1	0	0	10	30.0
JOE PAVELSKI	5	4	3	7	1	2	4	0	1	0	0	27	14.8
DANY HEATLEY	5	2	5	7	-2	10	1	0	0	0	0	16	12.5
PATRICK MARLEAU	4	2	2	4	1	2	0	0	2	1	0	18	11.1
DAN BOYLE	5	0	3	3	-4	6	0	0	0	0	0	23	0.0
JASON DEMERS	5	0	3	3	0	2	0	0	0	0	0	3	0.0
DEVIN SETOGUCHI	5	2	0	2	1	0	0	0	0	0	0	11	18.2
RYANE CLOWE	5	1	1	2	-1	12	0	0	0	0	0	10	10.0
LOGAN COUTURE	5	1	0	1	0	2	0	0	0	0	0	7	14.3
TORREY MITCHELL	5	0	1	1	-4	2	0	0	0	0	0	7	0.0
DOUGLAS MURRAY	5	0	1	1	-3	6	0	0	0	0	0	5	0.0
MARC-EDOUARD VLASIC	5	0	1	1	0	4	0	0	0	0	0	6	0.0
ROB BLAKE	5	0	0	0	0	0	0	0	0	0	0	6	0.0
KENT HUSKINS	5	0	0	0	-1	4	0	0	0	0	0	1	0.0
MANNY MALHOTRA	5	0	0	0	0	0	0	0	0	0	0	6	0.0
JAMIE MCGINN	5	0	0	0	-1	2	0	0	0	0	0	4	0.0
SCOTT NICHOL	5	0	0	0	-2	9	0	0	0	0	0	5	0.0
DWIGHT HELMINEN	3	0	0	0	-1	4	0	0	0	0	0	0	0.0
JED ORTMAYER	2	0	0	0	-2	0	0	0	0	0	0	1	0.0
NICLAS WALLIN	1	0	0	0	0	0	0	0	0	0	0	0	0.0
POWER PLAY: 6-31 (19.4%) PENALTY KILLING: 19-23 (82.6%)													

GOALTENDING SHARKS	GP	MIN	GA	AVG	EN	SO	W	L	SHOTS	SAVE%
EVGENI NABOKOV	5	267	15	3.37	0	0	4	1	132	.886
THOMAS GREISS	1	40	2	3.00	0	0	0	0	28	.929





# WESTERN CONFERENCE FINALS

## CHICAGO BLACKHAWKS (#2) vs. SAN JOSE SHARKS (#1)

### SHARKS SUMMARY: WON-0 LOST-4

DATE	SCORE	ATT.	GOALTENDERS	GW GOAL
MAY 16	@ SHARKS 1; BLACKHAWKS 2	17,562	NABOKOV/NIEMI	DUSTIN BYFUGLIEN
MAY 18	@ SHARKS 2; BLACKHAWKS 4	17,562	NABOKOV/NIEMI	JONATHAN TOEWS
MAY 21	SHARKS 2; @ BLACKHAWKS 3 OT	22,311	NABOKOV/NIEMI	DUSTIN BYFUGLIEN
MAY 23	SHARKS 2; @ BLACKHAWKS 4	22,224	NABOKOV/NIEMI	DUSTIN BYFUGLIEN

GOALS BY PERIOD	1ST	2ND	3RD	OT	TOTAL	SHOTS BY PERIOD	1ST	2ND	3RD	OT	TOTAL
SHARKS	2	3	2	0	7	SHARKS	41	48	42	5	136
BLACKHAWKS	1	6	5	1	13	BLACKHAWKS	37	42	37	11	127

### INDIVIDUAL SCORING

SHARKS	GP	G	A	TP	+/-	PM	PP	SH	GW	GT	EN	S	PCTG
PATRICK MARLEAU	4	5	1	6	-2	0	2	1	0	0	0	14	35.7
DAN BOYLE	4	0	5	5	-2	2	0	0	0	0	0	9	0.0
DANY HEATLEY	4	0	2	2	-4	6	0	0	0	0	0	14	0.0
JOE PAVELSKI	4	0	2	2	-1	0	0	0	0	0	0	13	0.0
LOGAN COUTURE	4	1	0	1	-1	2	0	0	0	0	0	5	20.0
JASON DEMERS	4	1	0	1	1	0	1	0	0	0	0	4	25.0
DOUGLAS MURRAY	4	0	1	1	-2	2	0	0	0	0	0	7	0.0
DEVIN SETOGUCHI	4	0	1	1	-2	2	0	0	0	0	0	14	0.0
JOE THORNTON	4	0	1	1	-5	2	0	0	0	0	0	10	0.0
MARC-EDOUARD VLASIC	4	0	1	1	-1	0	0	0	0	0	0	3	0.0
ROB BLAKE	4	0	0	0	-1	2	0	0	0	0	0	11	0.0
RYANE CLOWE	4	0	0	0	-1	16	0	0	0	0	0	10	0.0
KENT HUSKINS	4	0	0	0	-3	0	0	0	0	0	0	1	0.0
MANNY MALHOTRA	4	0	0	0	-1	0	0	0	0	0	0	7	0.0
JAMIE MCGINN	4	0	0	0	0	0	0	0	0	0	0	3	0.0
TORREY MITCHELL	4	0	0	0	-1	0	0	0	0	0	0	6	0.0
SCOTT NICHOL	4	0	0	0	-1	0	0	0	0	0	0	3	0.0
NICLAS WALLIN	4	0	0	0	-3	2	0	0	0	0	0	2	0.0

POWER PLAY: 3-14 (21.4%) PENALTY KILLING: 8-11 (72.7%)

GOALTENDING SHARKS	GP	MIN	GA	AVG	EN	SO	W	L	SHOTS	SAVE%
EVGENI NABOKOV	4	248	12	2.90	1	0	0	4	126	.905





## 2009 SHARKS PLAYOFF SUMMARY

### WESTERN CONFERENCE QUARTERFINALS ANAHEIM DUCKS (#8) vs. SAN JOSE SHARKS (#1) SHARKS SUMMARY: WON-2 LOST-4

DATE	SCORE	ATT.	GOALTENDERS	GW GOAL
APRIL 16	@ SHARKS 0; DUCKS 2	17,496	NABOKOV/HILLER	SCOTT NIEDERMAYER
APRIL 19	@ SHARKS 2; DUCKS 3	17,496	NABOKOV/HILLER	BOBBY RYAN
APRIL 21	SHARKS 4; @ DUCKS 3	16,277	NABOKOV/HILLER	PATRICK MARLEAU
APRIL 23	SHARKS 0; @ DUCKS 4	16,830	NABOKOV/HILLER	BOBBY RYAN
APRIL 25	@ SHARKS 3; DUCKS 2 OT	17,496	NABOKOV/HILLER	PATRICK MARLEAU
APRIL 27	SHARKS 1; @ DUCKS 4	17,174	NABOKOV/HILLER	TEEMU SELANNE

GOALS BY PERIOD	1ST	2ND	3RD	OT	TOTAL	SHOTS BY PERIOD	1ST	2ND	3RD	OT	TOTAL
SHARKS	4	3	2	1	10	SHARKS	82	74	67	7	230
DUCKS	4	5	9	0	18	DUCKS	48	58	47	3	156

#### INDIVIDUAL SCORING

SHARKS	GP	G	A	TP	+/-	PM	PP	SH	GW	GT	EN	S	PCTG
JOE THORNTON	6	1	4	5	-3	5	1	0	0	0	0	17	5.9
DAN BOYLE	6	2	2	4	-1	8	1	0	0	0	0	18	11.1
ROBERT BLAKE	6	1	3	4	-5	4	0	0	0	0	0	26	3.8
PATRICK MARLEAU	6	2	1	3	0	8	1	0	2	1	0	12	16.7
DEVIN SETOGUCHI	6	1	2	3	-1	2	0	0	0	0	0	17	5.9
JONATHAN CHEECHOO	6	1	1	2	1	4	0	0	0	0	0	17	5.9
RYANE CLOWE	6	1	1	2	-4	8	0	0	0	0	0	11	9.1
MILAN MICHALEK	6	1	0	1	-3	2	1	0	0	0	0	20	5.0
JEREMY ROENICK	6	0	1	1	-1	12	0	0	0	0	0	11	0
JOE PAVELSKI	6	0	1	1	-3	9	0	0	0	0	0	18	0
MARC-EDOUARD VLASIC	6	0	1	1	-6	0	0	0	0	0	0	5	0
CLAUDE LEMIEUX	1	0	0	0	0	0	0	0	0	0	0	1	0
JODY SHELLEY	1	0	0	0	0	0	0	0	0	0	0	0	0
TORREY MITCHELL	4	0	0	0	-1	2	0	0	0	0	9	0	0
MIKE GRIER	6	0	0	0	-2	6	0	0	0	0	0	8	0
BRAD LUKOWICH	6	0	0	0	1	0	0	0	0	0	0	6	0
EVGENI NABOKOV	6	0	0	0	0	0	0	0	0	0	0	0	0
DOUGLAS MURRAY	6	0	0	0	-1	9	0	0	0	0	0	3	0
TRAVIS MOEN	6	0	0	0	-4	2	0	0	0	0	0	4	0
MARCEL GOC	6	0	0	0	-2	2	0	0	0	0	0	7	0
CHRISTIAN EHRRHOFF	6	0	0	0	-2	2	0	0	0	0	0	20	0
POWER PLAY: 4-24 (16.7%) PENALTY KILLING: 5-23 (78.3%)													

GOALTENDING SHARKS	GP	MIN	GA	AVG	EN	SO	W	L	SHOTS	SAVE%
EVGENI NABOKOV	6	362	17	2.82	1	0	2	4	155	.890





## 2008 SHARKS PLAYOFF SUMMARY

**WESTERN CONFERENCE QUARTERFINALS**  
**CALGARY FLAMES (#7) vs. SAN JOSE SHARKS (#2)**  
**SHARKS SUMMARY: WON-4 LOST-3**

DATE	SCORE	ATT.	GOALTENDERS	GW GOAL
APRIL 9	@ SHARKS 2; FLAMES 3	17,496	NABOKOV/KIPRUSOFF	STEPHANE YELLE
APRIL 10	@ SHARKS 2; FLAMES 0	17,496	NABOKOV/KIPRUSOFF	JOE PAVELSKI
APRIL 13	SHARKS 3; @ FLAMES 4	19,289	NABOKOV/KIPRUSOFF, JOSEPH	OWEN NOLAN
APRIL 15	SHARKS 3; @ FLAMES 2	19,289	NABOKOV/KIPRUSOFF	JOE THORNTON
APRIL 17	@ SHARKS 4; FLAMES 3	17,496	NABOKOV/KIPRUSOFF	JONATHAN CHEECHOO
APRIL 20	SHARKS 0; @ FLAMES 2	19,289	NABOKOV/KIPRUSOFF	OWEN NOLAN
APRIL 22	@ SHARKS 5; FLAMES 3	17,496	NABOKOV/JOSEPH, KIPRUSOFF	JOE PAVELSKI

GOALS BY PERIOD	1ST	2ND	3RD	OT	TOTAL	SHOTS BY PERIOD	1ST	2ND	3RD	OT	TOTAL
SHARKS	5	9	5	0	19	SHARKS	57	106	66	0	229
FLAMES	6	6	5	0	17	FLAMES	52	58	52	0	162

## INDIVIDUAL SCORING

SHARKS	GP	G	A	TP	+/-	PM	PP	SH	GW	GT	EN	S	PCTG
RYANE CLOWE	7	4	4	8	1	8	2	0	0	0	0	30	13.3
JOE PAVELSKI	7	3	4	7	3	0	1	0	2	0	0	27	11.1
JOE THORNTON	7	2	5	7	1	0	1	0	1	0	0	14	14.3
PATRICK MARLEAU	7	2	4	6	0	2	0	0	0	0	0	24	8.3
JONATHAN CHEECHOO	7	3	2	5	1	2	0	0	1	0	0	18	16.7
JEREMY ROENICK	6	2	2	4	0	0	1	0	0	0	0	7	28.6
BRIAN CAMPBELL	7	0	3	3	-1	0	0	0	0	0	0	11	0.0
CRAIG RIVET	7	0	3	3	-1	6	0	0	0	0	0	13	0.0
CHRISTIAN EHRRHOFF	4	0	3	3	4	6	0	0	0	0	0	6	0.0
DOUGLAS MURRAY	7	1	1	2	0	0	0	0	0	0	0	11	9.1
DEVIN SETOGUCHI	4	1	1	2	0	0	0	0	0	0	0	7	14.3
TORREY MITCHELL	7	1	0	1	0	8	1	0	0	0	0	10	10.0
MIKE GRIER	7	0	1	1	1	0	0	0	0	0	0	13	0.0
MARC-EDOUARD VLASIC	7	0	1	1	3	0	0	0	0	0	0	10	0.0
MILAN MICHALEK	7	0	0	0	2	2	0	0	0	0	0	7	0.0
MATT CARLE	6	0	0	0	1	4	0	0	0	0	0	2	0.0
JODY SHELLEY	6	0	0	0	-1	2	0	0	0	0	0	1	0.0
KYLE MCLAREN	5	0	0	0	-2	6	0	0	0	0	0	0	0.0
PATRICK RISSMILLER	5	0	0	0	-1	4	0	0	0	0	0	12	0.0
CURTIS BROWN	4	0	0	0	-2	2	0	0	0	0	0	2	0.0
MARCEL GOC	1	0	0	0	1	0	0	0	0	0	0	1	0.0
ALEXEI SEMENOV	1	0	0	0	0	0	0	0	0	0	0	3	0.0
POWER PLAY: 6-31 (19.4%)    PENALTY KILLING: 16-22 (72.7%)													

GOALTENDING SHARKS	GP	MIN	GA	AVG	EN	SO	W	L	SHOTS	SAVE%
EVGENI NABOKOV	7	416	17	2.45	0	1	4	3	162	.895





## WESTERN CONFERENCE SEMIFINALS

### DALLAS STARS (#5) vs. SAN JOSE SHARKS (#2)

#### SHARKS SUMMARY: WON-2 LOST-4

DATE	SCORE	ATT.	GOALTENDERS	GW GOAL
APRIL 25	@ SHARKS 2; STARS 3 OT	17,496	NABOKOV/TURCO	BRENDEN MORROW
APRIL 27	@ SHARKS 2; STARS 5	17,496	NABOKOV, BOUCHER/TURCO	MIKE MODANO
APRIL 29	SHARKS 1; @ STARS 2 OT	18,532	NABOKOV/TURCO	MATTIAS NORSTROM
APRIL 30	SHARKS 2; @ STARS 1	18,584	NABOKOV/TURCO	MILAN MICHALEK
MAY 2	@ SHARKS 3; STARS 2 OT	17,496	NABOKOV/TURCO	JOE PAVELSKI
MAY 4	SHARKS 1; @ STARS 2 4OT	18,532	NABOKOV/TURCO	BRENDEN MORROW

GOALS BY PERIOD	1ST	2ND	3RD	OT	TOTAL	SHOTS BY PERIOD	1ST	2ND	3RD	OT	TOTAL
SHARKS	2	3	5	1	11	SHARKS	49	53	49	35	186
STARS	1	6	5	3	15	STARS	40	46	46	40	172

#### INDIVIDUAL SCORING

SHARKS	GP	G	A	TP	+/-	PM	PP	SH	GW	GT	EN	S	PCTG
MILAN MICHALEK	6	4	0	4	3	2	1	0	1	0	0	16	25.0
BRIAN CAMPBELL	6	1	3	4	4	4	0	0	0	0	0	11	9.1
JONATHAN CHEECHOO	6	1	2	3	2	2	0	0	0	0	0	16	6.2
CRAIG RIVET	6	0	3	3	3	10	0	0	0	0	0	4	0.0
JOE THORNTON	6	0	3	3	2	2	0	0	0	0	0	15	0.0
PATRICK MARLEAU	6	2	0	2	-2	0	0	2	0	0	0	21	9.5
JOE PAVELSKI	6	2	0	2	0	0	1	0	1	1	0	17	11.8
CHRISTIAN EHRHOFF	6	0	2	2	-3	8	0	0	0	0	0	3	0.0
TORREY MITCHELL	6	0	2	2	-2	2	0	0	0	0	0	10	0.0
RYANE CLOWE	6	1	0	1	-3	4	0	0	0	0	0	11	9.1
JEREMY ROENICK	6	0	1	1	0	2	0	0	0	0	0	13	0.0
MATT CARLE	5	0	1	1	-1	0	0	0	0	0	0	5	0.0
MIKE GRIER	6	0	0	0	-3	2	0	0	0	0	0	9	0.0
DOUGLAS MURRAY	6	0	0	0	0	2	0	0	0	0	0	8	0.0
MARC-EDOUARD VLASIC	6	0	0	0	-5	0	0	0	0	0	0	5	0.0
DEVIN SETOGUCHI	5	0	0	0	-2	2	0	0	0	0	0	5	0.0
TOMAS PLIHAL	4	0	0	0	1	0	0	0	0	0	0	9	0.0
CURTIS BROWN	3	0	0	0	0	2	0	0	0	0	0	3	0.0
MARCEL GOC	3	0	0	0	0	2	0	0	0	0	0	4	0.0
PATRICK RISSMILLER	3	0	0	0	-2	0	0	0	0	0	0	1	0.0
ALEXEI SEMENOV	1	0	0	0	0	2	0	0	0	0	0	0	0.0

**POWER PLAY: 2-25 (8.0%)    PENALTY KILLING: 17-22 (77.3%)**

GOALTENDING SHARKS	GP	MIN	GA	AVG	EN	SO	W	L	SHOTS	SAVE%
EVGENI NABOKOV	6	437	14	1.92	0	0	2	4	171	.918
BRIAN BOUCHER	1	2	0	0.00	1	0	0	0	0	.000





## 2007 SHARKS PLAYOFF SUMMARY

**WESTERN CONFERENCE QUARTERFINALS**  
**SAN JOSE SHARKS (#5) VS. NASHVILLE PREDATORS (#4)**  
**SHARKS SUMMARY: WON-4 LOST-1**

DATE	SCORE	ATT.	GOALTENDERS	GW GOAL
APRIL 11	SHARKS 5; @ PREDATORS 4 OT	17,113	NABOKOV/VOKOUN	P. RISSMILLER
APRIL 13	SHARKS 2; @ PREDATORS 5	17,113	NABOKOV/VOKOUN	J-P DUMONT
APRIL 16	@ SHARKS 3; PREDATORS 2	17,496	NABOKOV/VOKOUN	RYANE CLOWE
APRIL 18	@ SHARKS 3; PREDATORS 1	17,496	NABOKOV/VOKOUN	M. MICHALEK
APRIL 20	SHARKS 3; @ PREDATORS 2	17,113	NABOKOV/VOKOUN	P. MARLEAU

GOALS BY PERIOD	1ST	2ND	3RD	OT	TOTAL	SHOTS BY PERIOD	1ST	2ND	3RD	OT	TOTAL
SHARKS	4	8	3	1	16	SHARKS	56	57	36	14	163
PREDATORS	3	7	4	0	14	PREDATORS	40	38	39	17	134

## INDIVIDUAL SCORING

SHARKS	GP	G	A	TP	+/-	PM	PP	SH	GW	GT	EN	S	PCTG
PATRICK MARLEAU	5	3	3	6	0	0	1	0	1	0	0	17	17.6
JOE THORNTON	5	0	6	6	2	0	0	0	0	0	0	11	0.0
CRAIG RIVET	5	2	3	5	-3	8	1	0	0	0	0	17	11.8
MILAN MICHALEK	5	4	0	4	1	2	0	0	1	0	0	15	26.7
RYANE CLOWE	5	3	0	3	0	17	0	0	1	0	0	5	60.0
MATT CARLE	5	1	2	3	2	0	0	0	0	0	0	8	12.5
JONATHAN CHEECHOO	5	0	3	3	2	0	0	0	0	0	0	12	0.0
MIKE GRIER	5	1	1	2	-1	25	0	0	0	0	0	23	4.3
PATRICK RISSMILLER	5	1	1	2	0	0	0	0	1	1	0	7	14.3
CHRISTIAN EHRHOFF	5	0	2	2	3	2	0	0	0	0	0	8	0.0
BILL GUERIN	5	0	2	2	-1	10	0	0	0	0	0	15	0.0
SCOTT HANNAN	5	0	2	2	3	17	0	0	0	0	0	1	0.0
JOE PAVELSKI	3	1	0	1	2	0	0	0	0	0	0	5	20.0
STEVE BERNIER	5	0	1	1	2	2	0	0	0	0	0	6	0.0
CURTIS BROWN	5	0	1	1	0	2	0	0	0	0	0	4	0.0
MARCEL GOC	5	0	1	1	1	2	0	0	0	0	0	4	0.0
KYLE MCLAREN	5	0	1	1	1	4	0	0	0	0	0	2	0.0
MARC-EDOUARD VLASIC	5	0	1	1	2	0	0	0	0	0	0	1	0.0
MARK BELL	2	0	0	0	-1	2	0	0	0	0	0	2	0.0

POWER PLAY: 2-30 (6.7%) PENALTY KILLING: 19-22 (86.4%)

GOALTENDING SHARKS	GP	MIN	GA	AVG	EN	SO	W	L	SHOTS	SAVE%
EVGENI NABOKOV	5	327	13	2.39	0	0	4	1	133	.902





# WESTERN CONFERENCE SEMIFINALS

## SAN JOSE SHARKS (#5) VS. DETROIT RED WINGS (#1)

### SHARKS SUMMARY: WON-2 LOST-4

DATE	SCORE	ATT.	GOALTENDERS	GW GOAL
APRIL 26	SHARKS 2; @ RED WINGS 0	18,712	NABOKOV/HASEK	MATT CARLE
APRIL 28	SHARKS 2; @ RED WINGS 3	19,113	NABOKOV/HASEK	PAVEL DATSYUK
APRIL 30	@ SHARKS 2; RED WINGS 1	17,496	NABOKOV/HASEK	J. CHEECHOO
MAY 2	@ SHARKS 2; RED WINGS 3 OT	17,496	NABOKOV/HASEK	M. SCHNEIDER
MAY 5	SHARKS 1; @ RED WINGS 4	19,937	NABOKOV/HASEK	PAVEL DATSYUK
MAY 7	@ SHARKS 0; RED WINGS 2	17,496	NABOKOV/HASEK	M. SAMUELSSON

GOALS BY PERIOD	1ST	2ND	3RD	OT	TOTAL	SHOTS BY PERIOD	1ST	2ND	3RD	OT	TOTAL
SHARKS	6	2	1	0	9	SHARKS	55	32	51	6	144
RED WINGS	4	3	5	1	13	RED WINGS	59	59	60	12	190

### INDIVIDUAL SCORING

SHARKS	GP	G	A	TP	+/-	PM	PP	SH	GW	GT	EN	S	PCTG
JOE THORNTON	6	1	4	5	0	10	0	0	0	0	0	12	8.3
JONATHAN CHEECHOO	6	3	0	3	-1	6	1	0	1	0	0	15	20.0
RYANE CLOWE	6	1	2	3	-2	0	0	0	0	0	0	9	11.1
KYLE MCLAREN	6	0	3	3	-3	6	0	0	0	0	0	5	0.0
MARCEL GOC	6	2	0	2	2	2	0	0	0	0	0	12	16.7
MATT CARLE	6	1	1	2	1	0	1	0	1	0	0	4	25.0
MIKE GRIER	6	1	1	2	2	2	0	0	0	0	0	8	12.5
MILAN MICHALEK	6	0	2	2	2	2	0	0	0	0	0	12	0.0
PATRICK RISSMILLER	6	0	2	2	1	0	0	0	0	0	0	11	0.0
CURTIS BROWN	6	0	1	1	1	0	0	0	0	0	0	6	0.0
STEVE BERNIER	6	0	0	0	0	0	0	0	0	0	0	9	0.0
CHRISTIAN EHRHOFF	6	0	0	0	-2	4	0	0	0	0	0	4	0.0
SCOTT HANNAN	6	0	0	0	1	16	0	0	0	0	0	5	0.0
PATRICK MARLEAU	6	0	0	0	-5	2	0	0	0	0	0	11	0.0
CRAIG RIVET	6	0	0	0	-2	10	0	0	0	0	0	4	0.0
MARC-EDOUARD VLASIC	6	0	0	0	3	2	0	0	0	0	0	2	0.0
BILL GUERIN	4	0	0	0	-2	2	0	0	0	0	0	7	0.0
JOE PAVELSKI	3	0	0	0	0	0	0	0	0	0	0	1	0.0
MARK SMITH	3	0	0	0	0	4	0	0	0	0	0	7	0.0
MARK BELL	2	0	0	0	-1	0	0	0	0	0	0	0	0.0

**POWER PLAY: 2-27 (7.4%) PENALTY KILLING: 20-25 (80.0%)**

GOALTENDING SHARKS	GP	MIN	GA	AVG	EN	SO	W	L	SHOTS	SAVE%
EVGENI NABOKOV	6	374	13	1.90	0	1	2	4	190	.932





## 2006 SHARKS PLAYOFF SUMMARY

# WESTERN CONFERENCE QUARTERFINALS

## SAN JOSE SHARKS (#5) VS. NASHVILLE PREDATORS (#4)

### SHARKS SUMMARY: WON-4 LOST-1

DATE	SCORE	ATT.	GOALTENDERS	GW GOAL
APRIL 21	SHARKS 3; @ PREDATORS 4	17,113	TOSKALA/MASON	ADAM HALL
APRIL 23	SHARKS 3; @ PREDATORS 0	16,707	TOSKALA/MASON	J. CHEECHOO
APRIL 25	@ SHARKS 4; PREDATORS 1	17,496	TOSKALA/MASON	STEVE BERNIER
APRIL 27	@ SHARKS 5; PREDATORS 4	17,496	TOSKALA/MASON	P. MARLEAU
APRIL 30	SHARKS 2; @ PREDATORS 1	16,061	TOSKALA/MASON	P. MARLEAU

GOALS BY PERIOD	1ST	2ND	3RD	OT	TOTAL	SHOTS BY PERIOD	1ST	2ND	3RD	OT	TOTAL
SHARKS	6	7	4	0	17	SHARKS	60	59	52	0	171
PREDATORS	5	1	4	0	10	PREDATORS	45	46	46	0	137

## INDIVIDUAL SCORING

SHARKS	GP	G	A	TP	+/-	PM	PP	SH	GW	GT	EN	S	PCTG
PATRICK MARLEAU	5	7	1	8	1	4	4	0	2	0	0	18	38.9
TOM PREISSING	5	0	6	6	1	2	0	0	0	0	0	7	0.0
CHRISTIAN EHRRHOFF	5	0	5	5	3	12	0	0	0	0	0	12	0.0
JONATHAN CHEECHOO	5	2	2	4	0	4	1	0	1	0	0	25	8.0
JOE THORNTON	5	0	4	4	-2	4	0	0	0	0	0	10	0.0
MARK SMITH	5	3	0	3	3	2	1	0	0	0	0	19	15.8
STEVE BERNIER	5	1	2	3	2	6	1	0	1	0	0	10	10.0
MATT CARLE	5	0	3	3	1	0	0	0	0	0	0	8	0.0
NILS EKMAN	5	1	1	2	-2	2	1	0	0	0	0	14	7.1
MILAN MICHALEK	5	1	1	2	2	6	1	0	0	0	0	13	7.7
MARCEL GOC	5	0	2	2	2	0	0	0	0	0	0	2	0.0
KYLE MCLAREN	5	0	2	2	2	4	0	0	0	0	0	1	0.0
PATRICK RISSMILLER	5	1	0	1	2	0	0	0	0	0	0	3	33.3
SCOTT THORNTON	5	1	0	1	0	2	0	0	0	0	0	8	12.5
SCOTT HANNAN	5	0	1	1	2	2	0	0	0	0	0	5	0.0
VILLE NIEMINEN	5	0	1	1	1	20	0	0	0	0	0	10	0.0
ALYN MCCAULEY	4	0	1	1	1	2	0	0	0	0	0	4	0.0
JOSH GORGES	5	0	0	0	1	2	0	0	0	0	0	2	0.0
GRANT STEVENSON	1	0	0	0	0	2	0	0	0	0	0	0	0.0

POWER PLAY: 9-37 (24.3%) PENALTY KILLING: 26-32 (81.2%)

GOALTENDING SHARKS	GP	MIN	GA	AVG	EN	SO	W	L	SHOTS	SAVE%
VESA TOSKALA	5	298	10	2.01	0	1	4	1	137	.927





# WESTERN CONFERENCE SEMIFINALS

## SAN JOSE SHARKS (#5) VS. EDMONTON OILERS (#8)

### SHARKS SUMMARY: WON-2 LOST-4

DATE	SCORE	ATT.	GOALTENDERS	GW GOAL
MAY 7	@ SHARKS 2; OILERS 1	17,496	TOSKALA/ROLOSON	C. EHRHOFF
MAY 8	@ SHARKS 2; OILERS 1	17,496	TOSKALA/ROLOSON	J. THORNTON
MAY 10	SHARKS 2; @ OILERS 3 3OT	16,839	TOSKALA/ROLOSON	S. HORCOFF
MAY 12	SHARKS 3; @ OILERS 6	16,839	TOSKALA-NABOKOV/ROLOSON	J. SMITH
MAY 14	@ SHARKS 3; OILERS 6	17,496	TOSKALA/ROLOSON	F. PISANI
MAY 17	SHARKS 0; @ OILERS 2	16,839	TOSKALA/ROLOSON	M. PECA

GOALS BY PERIOD	1ST	2ND	3RD	OT	TOTAL	SHOTS BY PERIOD	1ST	2ND	3RD	OT	TOTAL
SHARKS	4	6	2	0	12	SHARKS	50	56	51	18	175
OILERS	5	4	9	1	19	OILERS	63	31	53	30	177

### INDIVIDUAL SCORING

SHARKS	GP	G	A	TP	+/-	PM	PP	SH	GW	GT	EN	S	PCTG
PATRICK MARLEAU	6	2	4	6	1	4	0	0	0	0	0	20	10.0
JONATHAN CHEECHOO	6	2	3	5	-1	4	0	0	0	0	0	21	9.5
JOE THORNTON	6	2	3	5	-2	8	1	0	1	0	0	13	15.4
CHRISTIAN EHRHOFF	6	2	1	3	-1	6	1	0	1	0	0	15	13.3
STEVE BERNIER	6	0	3	3	2	2	0	0	0	0	0	4	0.0
MILAN MICHALEK	4	0	3	3	2	2	0	0	0	0	0	10	0.0
NILS EKMAN	6	1	1	2	0	6	0	0	0	0	0	10	10.0
PATRICK RISSMILLER	6	1	1	2	-1	6	0	6	0	0	0	8	12.5
TOM PREISSING	6	1	0	1	-1	2	0	0	0	0	0	11	9.1
SCOTT THORNTON	6	1	0	1	-1	4	0	0	0	0	0	15	6.7
MARCEL GOC	6	0	1	1	-2	0	0	0	0	0	0	7	0.0
JOSH GORGES	6	0	1	1	-2	2	0	0	0	0	0	4	0.0
KYLE MCLAREN	6	0	1	1	0	0	0	0	0	0	0	6	0.0
VILLE NIEMINEN	6	0	1	1	-2	4	0	0	0	0	0	8	0.0
MATT CARLE	6	0	0	0	0	4	0	0	0	0	0	5	0.0
SCOTT HANNAN	6	0	0	0	-2	4	0	0	0	0	0	7	0.0
MARK SMITH	6	0	0	0	-1	4	0	0	0	0	0	4	0.0
GRANT STEVENSON	4	0	0	0	-1	2	0	0	0	0	0	6	0.0
ALYN MCCAULEY	2	0	0	0	-1	2	0	0	0	0	0	0	0.0
RYANE CLOWE	1	0	0	0	-1	0	0	0	0	0	0	0	0.0
ROB DAVISON	1	0	0	0	0	0	0	0	0	0	0	1	0.0

POWER PLAY: 2-35 (5.7%) PENALTY KILLING: 24-30 (80.0%)

GOALTENDING SHARKS	GP	MIN	GA	AVG	EN	SO	W	L	SHOTS	SAVE%
VESA TOSKALA	6	388	18	2.78	0	0	2	4	174	.897
EVGENI NABOKOV	1	12	1	5.17	0	0	0	0	4	.750





## 2004 SHARKS PLAYOFF SUMMARY

**WESTERN CONFERENCE QUARTERFINALS**  
**SAN JOSE SHARKS (#2) VS. ST. LOUIS BLUES (#7)**  
**SHARKS SUMMARY: WON-4 LOST-1**

DATE	SCORE	ATT.	GOALTENDERS	GW GOAL
APRIL 8	@ SHARKS 1; BLUES 0 OT	17,496	NABOKOV/OSGOOD	N. DIMITRAKOS
APRIL 10	@ SHARKS 3; BLUES 1	17,496	NABOKOV/OSGOOD, DIVIS	P. MARLEAU
APRIL 12	SHARKS 1; @ BLUES 4	19,023	NABOKOV/OSGOOD	D. DRAKE
APRIL 13	SHARKS 4; @ BLUES 3	19,452	NABOKOV/OSGOOD	A. KOROLYUK
APRIL 15	@ SHARKS 3; BLUES 1	17,496	NABOKOV/OSGOOD	M. SMITH

GOALS BY PERIOD	1ST	2ND	3RD	OT	TOTAL	SHOTS BY PERIOD	1ST	2ND	3RD	OT	TOTAL
SHARKS	3	4	4	1	12	SHARKS	38	34	41	4	117
BLUES	2	2	5	0	9	BLUES	37	52	37	2	128

## INDIVIDUAL SCORING

SHARKS	GP	G	A	TP	+/-	PM	PP	SH	GW	GT	EN	S	PCTG
PATRICK MARLEAU	5	3	1	4	-2	2	2	1	1	0	0	13	23.1
VINCENT DAMPHOUSSE	5	0	4	4	-2	0	0	0	0	0	0	8	0.0
SCOTT THORNTON	4	2	1	3	0	6	0	0	0	0	0	6	33.3
JONATHAN CHEECHOO	5	1	2	3	3	4	0	0	0	0	0	8	12.5
ALEXANDER KOROLYUK	5	2	0	2	0	2	1	0	1	0	0	14	14.3
NIKO DIMITRAKOS	5	1	1	2	0	6	0	0	1	1	0	6	16.7
MIKE RICCI	5	1	1	2	3	2	0	0	0	0	0	4	25.0
BRAD STUART	5	1	1	2	-1	4	0	0	0	0	0	7	14.3
SCOTT HANNAN	5	0	2	2	1	8	0	0	0	0	0	7	0.0
KYLE McLAREN	5	0	2	2	0	4	0	0	0	0	0	1	0.0
MARK SMITH	4	1	0	1	1	0	0	0	1	0	0	1	100.0
CURTIS BROWN	5	0	1	1	0	0	0	0	0	0	0	7	0.0
TODD HARVEY	5	0	1	1	1	0	0	0	0	0	0	1	0.0
JASON MARSHALL	5	0	1	1	0	6	0	0	0	0	0	5	0.0
TOM PREISSING	5	0	1	1	1	0	0	0	0	0	0	6	0.0
MIKE RATHJE	5	0	1	1	1	4	0	0	0	0	0	3	0.0
MARCEL GOC	1	0	1	1	1	0	0	0	0	0	0	0	0.0
NILS EKMAN	5	0	0	0	-2	2	0	0	0	0	0	10	0.0
WAYNE PRIMEAU	5	0	0	0	-2	2	0	0	0	0	0	9	0.0
ALYN MCCAULEY	1	0	0	0	0	0	0	0	0	0	0	1	0.0

POWER PLAY: 3-31 (9.7%) PENALTY KILLING: 21-22 (95.5%)

GOALTENDING SHARKS	GP	MIN	GA	AVG	EN	SO	W	L	SHOTS	SAVE%
EVGENI NABOKOV	5	308	8	1.56	1	1	4	1	127	.937





## WESTERN CONFERENCE SEMIFINALS

### SAN JOSE SHARKS (#2) VS. COLORADO AVALANCHE (#4)

#### SHARKS SUMMARY: WON-4 LOST-2

DATE	SCORE	ATT.	GOALTENDERS	GW GOAL
APRIL 22	@ SHARKS 5; AVALANCHE 2	17,496	NABOKOV/SALO	SCOTT HANNAN
APRIL 24	@ SHARKS 4; AVALANCHE 1	17,496	NABOKOV/AEBISCHER	P. MARLEAU
APRIL 26	SHARKS 1; @ AVALANCHE 0	18,007	NABOKOV/AEBISCHER	V. DAMPHOUSSE
APRIL 28	SHARKS 0; @ AVALANCHE 1 OT	18,007	NABOKOV/AEBISCHER	JOE SAKIC
MAY 1	@ SHARKS 1; AVALANCHE 2 OT	17,496	NABOKOV/AEBISCHER	JOE SAKIC
MAY 4	SHARKS 3; @ AVALANCHE 1	18,007	NABOKOV/AEBISCHER	MARCEL GOC

GOALS BY PERIOD	1ST	2ND	3RD	OT	TOTAL	SHOTS BY PERIOD	1ST	2ND	3RD	OT	TOTAL
SHARKS	4	7	3	0	14	SHARKS	61	42	40	4	147
AVALANCHE	1	2	2	2	7	AVALANCHE	40	68	50	7	165

#### INDIVIDUAL SCORING

SHARKS	GP	G	A	TP	+/-	PM	PP	SH	GW	GT	EN	S	PCTG
VINCENT DAMPHOUSSE	6	5	2	7	5	8	2	0	1	0	0	15	33.3
NIKO DIMITRAKOS	6	0	7	7	4	0	0	0	0	0	0	12	0.0
PATRICK MARLEAU	6	4	2	6	6	2	1	0	1	0	0	17	23.5
JONATHAN CHEECHOO	6	2	3	5	1	6	1	0	0	0	0	13	15.4
BRAD STUART	6	0	3	3	4	7	0	0	0	0	0	8	0.0
SCOTT HANNAN	6	1	1	2	5	10	1	0	1	0	0	11	9.1
MIKE RICCI	6	0	2	2	0	2	0	0	0	0	0	3	0.0
WAYNE PRIMEAU	6	1	0	1	-1	2	0	0	0	0	1	12	8.3
MARCEL GOC	1	1	0	1	1	0	0	0	1	0	0	1	100.0
CURTIS BROWN	6	0	1	1	0	14	0	0	0	0	0	7	0.0
NILS EKMAN	6	0	1	1	-1	2	0	0	0	0	0	13	0.0
ALEXANDER KOROLYUK	6	0	1	1	-1	6	0	0	0	0	0	15	0.0
KYLE MCLAREN	6	0	1	1	1	0	0	0	0	0	0	4	0.0
MIKE RATHJE	6	0	1	1	1	4	0	0	0	0	0	2	0.0
JASON MARSHALL	6	0	0	0	0	6	0	0	0	0	0	3	0.0
MARK SMITH	6	0	0	0	1	11	0	0	0	0	0	2	0.0
TODD HARVEY	5	0	0	0	0	0	0	0	0	0	0	4	0.0
TOM PREISSING	5	0	0	0	0	0	0	0	0	0	0	1	0.0
ALYN MCCAULEY	4	0	0	0	-1	0	0	0	0	0	0	3	0.0
SCOTT THORNTON	2	0	0	0	0	0	0	0	0	0	0	1	0.0
JIM FAHEY	1	0	0	0	0	0	0	0	0	0	0	0	0.0

**POWER PLAY: 5-25 (20.0%) PENALTY KILLING: 24-27 (88.9%)**

GOALTENDING SHARKS	GP	MIN	GA	AVG	EN	SO	W	L	SHOTS	SAVE%
EVGENI NABOKOV	6	367	7	1.14	0	1	4	2	165	.958





# WESTERN CONFERENCE FINALS

## SAN JOSE SHARKS (#2) VS. CALGARY FLAMES (#6)

### SHARKS SUMMARY: WON-2 LOST-4

DATE	SCORE	ATT.	GOALTENDERS	GW GOAL
MAY 9	@ SHARKS 3; FLAMES 4 OT	17,496	NABOKOV/KIPRUSOFF	STEVE MONTADOR
MAY 11	@ SHARKS 1; FLAMES 4	17,496	NABOKOV/KIPRUSOFF	SHEAN DONOVAN
MAY 13	SHARKS 3; @ FLAMES 0	19,289	NABOKOV/KIPRUSOFF	V. DAMPHOUSSE
MAY 16	SHARKS 4; @ FLAMES 2	19,289	NABOKOV/KIPRUSOFF, TUREK	V. DAMPHOUSSE
MAY 17	@ SHARKS 0; FLAMES 3	17,496	NABOKOV/KIPRUSOFF	JAROME IGINLA
MAY 19	SHARKS 1; @ FLAMES 3	19,289	NABOKOV/KIPRUSOFF	MARTIN GELINAS

GOALS BY PERIOD	1ST	2ND	3RD	OT	TOTAL	SHOTS BY PERIOD	1ST	2ND	3RD	OT	TOTAL
SHARKS	0	9	3	0	12	SHARKS	48	55	36	12	151
FLAMES	7	3	5	1	16	FLAMES	56	50	59	5	170

### INDIVIDUAL SCORING

SHARKS	GP	G	A	TP	+/-	PM	PP	SH	GW	GT	EN	S	PCTG
ALEXANDER KOROLYUK	6	3	1	4	1	2	1	0	0	0	1	13	23.1
MIKE RATHJE	6	1	3	4	-1	5	0	0	0	0	0	9	11.1
VINCENT DAMPHOUSSE	6	2	1	3	-3	12	1	0	2	0	0	14	14.3
ALYN MCCAULEY	6	2	1	3	1	2	0	0	0	0	0	7	28.6
JONATHAN CHEECHOO	6	1	1	2	0	0	0	0	0	0	0	13	7.7
TODD HARVEY	6	1	1	2	-4	2	0	0	0	0	0	6	16.7
PATRICK MARLEAU	6	1	1	2	-4	2	1	0	0	0	0	15	6.7
SCOTT HANNAN	6	0	2	2	1	4	0	0	0	0	0	7	0.0
WAYNE PRIMEAU	6	0	2	2	-4	0	0	0	0	0	0	7	0.0
ROB DAVISON	5	0	2	2	0	4	0	0	0	0	0	2	0.0
NILS EKMAN	5	0	2	2	1	4	0	0	0	0	0	6	0.0
MIKE RICCI	6	1	0	1	2	0	0	0	0	0	0	6	16.7
BRAD STUART	6	0	1	1	-7	2	0	0	0	0	0	13	0.0
SCOTT THORNTON	6	0	1	1	1	16	0	0	0	0	0	8	0.0
CURTIS BROWN	6	0	0	0	-5	4	0	0	0	0	0	9	0.0
JASON MARSHALL	6	0	0	0	1	13	0	0	0	0	0	5	0.0
KYLE MCLAREN	5	0	0	0	-2	6	0	0	0	0	0	7	0.0
NIKO DIMITRAKOS	4	0	0	0	-2	2	0	0	0	0	0	4	0.0
MARCEL GOC	3	0	0	0	-1	0	0	0	0	0	0	0	0.0
JIM FAHEY	1	0	0	0	0	0	0	0	0	0	0	0	0.0
TOM PREISSING	1	0	0	0	-1	0	0	0	0	0	0	0	0.0

POWER PLAY: 3-25 (12.0%) PENALTY KILLING: 21-23 (91.3%)

GOALTENDING SHARKS	GP	MIN	GA	AVG	EN	SO	W	L	SHOTS	SAVE%
EVGENI NABOKOV	6	378	15	2.38	1	1	2	4	169	.911





## 2002 SHARKS PLAYOFF SUMMARY

### WESTERN CONFERENCE QUARTERFINALS SAN JOSE SHARKS (#3) VS. PHOENIX COYOTES (#6) SHARKS SUMMARY: WON-4 LOST-1

DATE	SCORE	ATT.	GOALTENDERS	GW GOAL
APRIL 17	@ SHARKS 2; COYOTES 1	17,496	NABOKOV/BURKE	PATRICK MARLEAU
APRIL 20	@ SHARKS 1; COYOTES 3	17,496	NABOKOV/BURKE	DANIEL BRIERE
APRIL 22	SHARKS 4; @ COYOTES 1	16,210	NABOKOV/BURKE	ADAM GRAVES
APRIL 24	SHARKS 2; @ COYOTES 1	16,210	NABOKOV/BURKE	MIKE RICCI
APRIL 26	@ SHARKS 4; COYOTES 1	17,496	NABOKOV/BURKE	ADAM GRAVES

GOALS BY PERIOD	1ST	2ND	3RD	OT	TOTAL	SHOTS BY PERIOD	1ST	2ND	3RD	OT	TOTAL
SHARKS	3	5	5	0	13	SHARKS	36	59	38	0	133
COYOTES	1	4	2	0	7	COYOTES	42	56	36	0	134

#### INDIVIDUAL SCORING

SHARKS	GP	G	A	TP	+/-	PM	PP	SH	GW	GT	EN	S	PCTG
PATRICK MARLEAU	5	3	3	6	4	2	0	0	1	0	0	8	37.5
VINCENT DAMPHOUSSE	5	2	1	3	-1	6	1	0	0	0	0	8	25
ADAM GRAVES	5	2	1	3	-1	2	0	0	2	0	0	9	22.2
MIKE RICCI	5	2	1	3	4	0	0	0	1	0	0	8	25
SCOTT THORNTON	5	1	2	3	2	4	0	0	0	0	0	8	12.5
MARCO STURM	5	2	0	2	3	2	0	0	0	0	0	13	15.4
MIKE RATHJE	5	1	1	2	3	4	1	0	0	0	0	2	50
STEPHANE MATTEAU	3	0	2	2	2	0	0	0	0	0	0	0	0
SCOTT HANNAN	5	0	2	2	1	6	0	0	0	0	0	2	0
TODD HARVEY	5	0	2	2	3	8	0	0	0	0	0	8	0
OWEN NOLAN	5	0	2	2	-2	0	0	0	0	0	0	17	0
TEEMU SELANNE	5	0	2	2	2	2	0	0	0	0	0	9	0
NIKLAS SUNDSTROM	5	0	2	2	2	6	0	0	0	0	0	5	0
BRYAN MARCHMENT	5	0	1	1	1	4	0	0	0	0	0	7	0
EVGENI NABOKOV	5	0	1	1	0	2	0	0	0	0	0	0	0
GARY SUTER	5	0	1	1	2	6	0	0	0	0	0	16	0
MATT BRADLEY	3	0	0	0	0	0	0	0	0	0	0	2	0
JEFF JILLSON	4	0	0	0	0	0	0	0	0	0	0	2	0
MARCUS RAGNARSSON	5	0	0	0	1	6	0	0	0	0	0	6	0
BRAD STUART	5	0	0	0	3	4	0	0	0	0	0	3	0

POWER PLAY: 0-22 (0%) PENALTY KILLING: 22-27 (81.4%)

GOALTENDING SHARKS	GP	MIN	GA	AVG	EN	SO	W	L	SHOTS	SAVE%
EVGENI NABOKOV	5	299	7	1.40	0	0	4	1	134	.948





# WESTERN CONFERENCE SEMIFINALS

## SAN JOSE SHARKS (#3) VS. COLORADO AVALANCHE (#2)

### SHARKS SUMMARY: WON-3 LOST-4

DATE	SCORE	ATT.	GOALTENDERS	GW GOAL
MAY 1	SHARKS 6; @ AVALANCHE 3	18,007	NABOKOV/ROY	PATRICK MARLEAU
MAY 4	SHARKS 2; @ AVALANCHE 8	18,007	NABOKOV, KIPRUSOFF/ROY	PETER FORSBERG
MAY 6	@ SHARKS 6; AVALANCHE 4	17,496	NABOKOV/ROY	PATRICK MARLEAU
MAY 8	@ SHARKS 1; AVALANCHE 4	17,496	NABOKOV/ROY	JOE SAKIC
MAY 11	SHARKS 5; @ AVALANCHE 3	18,007	NABOKOV/ROY	TEEMU SELANNE
MAY 13	@ SHARKS 1; AVALANCHE 2 OT	17,496	NABOKOV/ROY	PETER FORSBERG
MAY 15	SHARKS 0; @ AVALANCHE 1	18,007	NABOKOV/ROY	PETER FORSBERG

GOALS BY PERIOD	1ST	2ND	3RD	OT	TOTAL	SHOTS BY PERIOD	1ST	2ND	3RD	OT	TOTAL
SHARKS	3	8	10	0	21	SHARKS	63	56	70	1	190
AVALANCHE	4	14	6	1	25	AVALANCHE	57	81	52	1	191

### INDIVIDUAL SCORING

SHARKS	GP	G	A	TP	+/-	PM	PP	SH	GW	GT	EN	S	PCTG
OWEN NOLAN	7	3	4	7	0	8	0	0	0	0	2	29	10.3
MIKE RICCI	7	2	5	7	2	4	0	0	0	0	0	9	22.2
TEEMU SELANNE	7	5	1	6	-5	0	2	0	1	0	0	26	19.2
PATRICK MARLEAU	7	3	2	5	-1	4	1	0	2	0	0	13	23.1
NIKLAS SUNDSTROM	7	1	4	5	1	0	0	0	0	0	0	12	8.3
VINCENT DAMPHOUSSE	7	0	5	5	0	6	0	0	0	0	0	9	0
MARCUS RAGNARSSON	7	1	3	4	-2	6	0	0	0	0	0	6	16.7
SCOTT THORNTON	7	2	1	3	1	2	0	0	0	0	0	15	13.3
MARCO STURM	7	1	2	3	-4	0	0	0	0	0	0	18	5.6
BRAD STUART	7	0	3	3	-2	4	0	0	0	0	0	9	0
GARY SUTER	7	0	3	3	0	2	0	0	0	0	0	6	0
MIKE RATHJE	7	0	2	2	2	2	0	0	0	0	0	8	0
ADAM GRAVES	7	1	0	1	-1	4	0	0	0	0	0	6	16.7
BRYAN MARCHMENT	7	1	0	1	-2	6	0	0	0	0	1	4	25
STEPHANE MATTEAU	7	1	0	1	-1	2	0	0	0	0	0	5	20
EVGENI NABOKOV	7	0	1	1	0	0	0	0	0	0	0	0	0
MATT BRADLEY	7	0	0	0	0	0	0	0	0	0	0	2	0
SCOTT HANNAN	7	0	0	0	-2	6	0	0	0	0	0	8	0
TODD HARVEY	7	0	0	0	0	4	0	0	0	0	0	5	0

**POWER PLAY: 3-21 (14.3%) PENALTY KILLING: 19-23 (82.6%)**

GOALTENDING SHARKS	GP	MIN	GA	AVG	EN	SO	W	L	SHOTS	SAVE%
EVGENI NABOKOV	7	413	24	3.49	1	0	3	4	188	.872
MIKKA KIPRUSOFF	1	8	0	0.00	0	0	0	0	2	100.0





## 2001 SHARKS PLAYOFF SUMMARY

### WESTERN CONFERENCE QUARTERFINALS SAN JOSE SHARKS (#5) VS. ST. LOUIS BLUES (#4) SHARKS SUMMARY: WON-2 LOST-4

DATE	SCORE	ATT.	GOALTENDERS	GW GOAL
APRIL 12	@ BLUES 3; SHARKS 1	19,407	TUREK/NABOKOV	SCOTT YOUNG
APRIL 14	@ BLUES 0; SHARKS 1	19,534	TUREK/NABOKOV	SCOTT THORNTON
APRIL 16	BLUES 6; @ SHARKS 3	17,496	TUREK/NABOKOV, KIPRUSOFF	DALLAS DRAKE
APRIL 17	BLUES 2; @ SHARKS 3	17,496	TUREK/KIPRUSOFF	OWEN NOLAN
APRIL 19	@ BLUES 3; SHARKS 2 OT	19,853	TUREK/KIPRUSOFF	BRYCE SALVADOR
APRIL 21	BLUES 2; @ SHARKS 1	17,496	TUREK/NABOKOV	PAVOL DEMITRA

GOALS BY PERIOD	1ST	2ND	3RD	OT	TOTAL	SHOTS BY PERIOD	1ST	2ND	3RD	OT	TOTAL
SHARKS	2	6	3	0	11	SHARKS	51	62	46	2	161
BLUES	5	5	5	1	16	BLUES	59	63	51	10	183

#### INDIVIDUAL SCORING

SHARKS	GP	G	A	TP	+/-	PM	PP	SH	GW	GT	EN	S	PCTG
STEPHANE MATTEAU	6	1	3	4	1	0	0	0	0	0	0	6	16.7
SCOTT THORNTON	6	3	0	3	1	8	0	0	1	0	0	15	20.0
VINCENT DAMPHOUSSE	6	2	1	3	-1	14	0	1	0	0	0	15	13.3
MIKE RICCI	6	0	3	3	-1	0	0	0	0	0	0	10	.0
NIKLAS SUNDSTROM	6	0	3	3	1	2	0	0	0	0	0	5	.0
PATRICK MARLEAU	6	2	0	2	1	4	0	0	0	0	0	12	16.7
OWEN NOLAN	6	1	1	2	-5	8	0	0	1	0	0	26	3.8
TEEMU SELANNE	6	0	2	2	2	2	0	0	0	0	0	5	.0
MARCO STURM	6	0	2	2	-2	0	0	0	0	0	0	7	.0
TONY GRANATO	4	1	0	1	0	0	0	0	0	0	0	5	20.0
BRAD STUART	5	1	0	1	0	0	0	0	0	0	0	4	25.0
BRYAN MARCHMENT	5	0	1	1	3	2	0	0	0	0	0	10	.0
MARCUS RAGNARSSON	5	0	1	1	0	8	0	0	0	0	0	5	.0
SCOTT HANNAN	6	0	1	1	-1	6	0	0	0	0	0	20	.0
JEFF NORTON	6	0	1	1	-2	2	0	0	0	0	0	3	.0
MIKE RATHJE	6	0	1	1	2	4	0	0	0	0	0	5	.0
GARY SUTER	1	0	0	0	0	0	0	0	0	0	0	0	.0
SHAWN HEINS	2	0	0	0	-1	0	0	0	0	0	0	2	.0
ALEXANDER KOROLYUK	2	0	0	0	0	0	0	0	0	0	0	0	.0
TODD HARVEY	6	0	0	0	0	8	0	0	0	0	0	2	.0
BILL LINDSAY	6	0	0	0	0	16	0	0	0	0	0	4	.0

POWER PLAY: 0-22 (0%) PENALTY KILLING: 22-27 (81.4%)

GOALTENDING SHARKS	GP	MIN	GA	AVG	EN	SO	W	L	SHOTS	SAVE%
EVGENI NABOKOV	4	218	10	2.75	0	1	1	3	103	.903
MIKKA KIPRUSOFF	3	149	5	2.01	1	0	1	1	79	.937





## 2000 SHARKS PLAYOFF SUMMARY

**WESTERN CONFERENCE QUARTERFINALS**  
**SAN JOSE SHARKS (#8) VS. ST. LOUIS BLUES (#1)**  
**SHARKS SUMMARY: WON-4 LOST-3**

DATE	SCORE	ATT.	GOALTENDERS	GW GOAL
APRIL 12	@ BLUES 5; SHARKS 3	20,199	TUREK/SHIELDS	CHRIS PRONGER
APRIL 15	@ BLUES 2; SHARKS 4	20,337	TUREK/SHIELDS	MIKE RICCI
APRIL 17	BLUES 1; @ SHARKS 2	17,483	TUREK/SHIELDS	OWEN NOLAN
APRIL 19	BLUES 2; @ SHARKS 3	17,483	TUREK/SHIELDS	GARY SUTER
APRIL 21	@ BLUES 5; SHARKS 3	20,361	TUREK/SHIELDS	CHRIS PRONGER
APRIL 23	BLUES 6; @ SHARKS 2	17,483	TUREK/SHIELDS, NABOKOV	JOCHEN HECHT
APRIL 25	@ BLUES 1; SHARKS 3	20,418	TUREK/SHIELDS	OWEN NOLAN

GOALS BY PERIOD	1ST	2ND	3RD	OT	TOTAL	SHOTS BY PERIOD	1ST	2ND	3RD	OT	TOTAL
SHARKS	8	5	7	0	20	SHARKS	51	67	44	0	162
BLUES	8	8	6	0	22	BLUES	62	55	78	0	195

## INDIVIDUAL SCORING

SHARKS	GP	G	A	TP	+/-	PM	PP	SH	GW	GT	EN	S	PCTG
OWEN NOLAN	7	6	2	8	0	4	2	1	2	0	1	20	30.0
GARY SUTER	7	2	3	5	-4	12	1	0	1	0	0	16	12.5
VINCENT DAMPHOUSSE	7	0	5	5	0	8	0	0	0	0	0	14	.0
MIKE RICCI	7	3	1	4	-3	2	2	0	1	0	0	10	30.0
MIKE RATHJE	7	1	3	4	4	2	0	0	0	0	0	5	20.0
JEFF FRIESEN	6	2	1	3	-1	8	0	0	0	0	0	8	25.0
DAVE LOWRY	7	1	2	3	1	4	0	0	0	0	0	6	16.7
MARCO STURM	7	1	2	3	0	6	0	0	0	0	0	10	10.0
MARCUS RAGNARSSON	7	0	3	3	4	8	0	0	0	0	0	4	.0
BRYAN MARCHMENT	7	2	0	2	3	4	0	0	0	0	0	14	14.3
ALEXANDER KOROLYUK	5	0	2	2	2	6	0	0	0	0	0	7	.0
STEPHANE MATTEAU	7	0	2	2	-1	8	0	0	0	0	0	11	.0
RON SUTTER	7	0	2	2	2	2	0	0	0	0	0	6	.0
RONNIE STERN	2	1	0	1	0	9	0	0	0	0	0	3	33.3
BRAD STUART	7	1	0	1	-6	4	1	0	0	0	0	6	16.7
TONY GRANATO	7	0	1	1	3	10	0	0	0	0	0	9	.0
NIKLAS SUNDSTROM	7	0	1	1	-2	2	0	0	0	0	0	6	.0
PATRICK MARLEAU	1	0	0	0	-2	0	0	0	0	0	0	0	.0
TODD HARVEY	7	0	0	0	-1	4	0	0	0	0	0	3	.0
JEFF NORTON	7	0	0	0	1	7	0	0	0	0	0	4	.0

POWER PLAY: 6-35 (17.1%) PENALTY KILLING: 31-39 (79.5%)

GOALTENDING SHARKS	GP	MIN	GA	AVG	EN	SO	W	L	SHOTS	SAVE%
STEVE SHIELDS	7	398	21	3.17	1	0	4	3	184	.886
EVGENI NABOKOV	1	20	0	0.00	0	0	0	0	10	1.000





# WESTERN CONFERENCE SEMIFINALS

## SAN JOSE SHARKS (#8) VS. DALLAS STARS (#2)

### SHARKS SUMMARY: WON-1 LOST-4

DATE	SCORE	ATT.	GOALTENDERS	GW GOAL
APRIL 28	@ STARS 4; SHARKS 0	17,001	BELFOUR/SHIELDS	AARON GAVEY
APRIL 30	@ STARS 1; SHARKS 0	17,001	BELFOUR/SHIELDS	MIKE MODANO
MAY 2	STARS 1; @ SHARKS 2	17,483	BELFOUR/SHIELDS	OWEN NOLAN
MAY 5	STARS 5; @ SHARKS 4	17,483	BELFOUR/SHIELDS	JOE NIEUWENDYK
MAY 7	@ STARS 4; SHARKS 1	17,001	BELFOUR/SHIELDS	SCOTT THORNTON

GOALS BY PERIOD	1ST	2ND	3RD	OT	TOTAL	SHOTS BY PERIOD	1ST	2ND	3RD	OT	TOTAL
STARS	8	3	4	0	15	STARS	49	46	44	0	139
SHARKS	2	4	1	0	7	SHARKS	42	41	50	0	133

### INDIVIDUAL SCORING

SHARKS	GP	G	A	TP	+/-	PM	PP	SH	GW	GT	EN	S	PCTG
VINCENT DAMPHOUSSE	5	1	2	3	-5	8	1	0	0	0	0	14	7.1
OWEN NOLAN	3	2	0	2	-2	2	0	1	1	0	0	12	16.7
MIKE RICCI	5	2	0	2	0	0	1	0	0	0	0	10	20.0
PATRICK MARLEAU	4	1	1	2	-1	2	1	0	0	0	0	4	25.0
GARY SUTER	5	0	2	2	-2	0	0	0	0	0	0	17	.0
TODD HARVEY	5	1	0	1	-1	4	1	0	0	0	0	6	16.7
SCOTT HANNAN	1	0	1	1	0	0	0	0	0	0	0	2	.0
ALEXANDER KOROLYUK	4	0	1	1	-1	0	0	0	0	0	0	6	.0
BRYAN MARCHMENT	4	0	1	1	-1	8	0	0	0	0	0	2	.0
JEFF FRIESEN	5	0	1	1	-3	2	0	0	0	0	0	14	.0
JEFF NORTON	5	0	1	1	-2	0	0	0	0	0	0	7	.0
MARCO STURM	5	0	1	1	0	0	0	0	0	0	0	6	.0
NIKLAS SUNDSTROM	5	0	1	1	-1	0	0	0	0	0	0	3	.0
RONNIE STERN	1	0	0	0	-2	2	0	0	0	0	0	1	.0
STEPHANE MATTEAU	3	0	0	0	-1	0	0	0	0	0	0	5	.0
TONY GRANATO	5	0	0	0	-2	4	0	0	0	0	0	6	.0
DAVE LOWRY	5	0	0	0	-1	2	0	0	0	0	0	1	.0
MARCUS RAGNARSSON	5	0	0	0	-1	2	0	0	0	0	0	3	.0
MIKE RATHJE	5	0	0	0	-3	6	0	0	0	0	0	3	.0
BRAD STUART	5	0	0	0	-5	2	0	0	0	0	0	6	.0
RON SUTTER	5	0	0	0	-2	8	0	0	0	0	0	5	.0

**POWER PLAY: 4-28 (14.3%) PENALTY KILLING: 17-22 (77.3%)**

GOALTENDING SHARKS	GP	MIN	GA	AVG	EN	SO	W	L	SHOTS	SAVE%
STEVE SHIELDS	5	298	15	3.02	0	0	1	4	139	.892





## 1999 SHARKS PLAYOFF SUMMARY

**WESTERN CONFERENCE QUARTERFINALS**  
**SAN JOSE SHARKS (#7) VS. COLORADO AVALANCHE (#2)**  
**SHARKS SUMMARY: WON-2 LOST-4**

DATE	SCORE	ATT.	GOALTENDERS	GW GOAL
APRIL 24	AVALANCHE 3; @ SHARKS 1	17,483	ROY/VERNON	SANDIS OZOLINSH
APRIL 26	AVALANCHE 2; @ SHARKS 1 OT	17,483	ROY/VERNON	MILAN HEJDUK
APRIL 28	@ AVALANCHE 2; SHARKS 4	16,061	ROY/VERNON	MARCO STURM
APRIL 30	@ AVALANCHE 3; SHARKS 7	16,061	ROY, BILLINGTON/VERNON	A. KOROLYUK
MAY 1	@ AVALANCHE 6; SHARKS 2	16,051	ROY/SHIELDS	JOE SAKIC
MAY 3	AVALANCHE 3; @ SHARKS 2 OT	17,483	ROY/VERNON	MILAN HEJDUK

\* GAMES 1 AND 2 WERE SHIFTED TO SAN JOSE DUE TO THE TRAGEDY AT COLUMBINE HIGH SCHOOL IN LITTLETON, COLO.

GOALS BY PERIOD	1ST	2ND	3RD	OT	TOTAL	SHOTS BY PERIOD	1ST	2ND	3RD	OT	TOTAL
AVALANCHE	3	9	5	2	19	AVALANCHE	56	74	65	13	208
SHARKS	1	4	12	0	17	SHARKS	49	66	69	7	191

## INDIVIDUAL SCORING

SHARKS	GP	G	A	TP	+/-	PM	PP	SH	GW	GT	EN	S	PCTG
JEFF NORTON	6	0	7	7	5	10	0	0	0	0	0	3	.0
VINCENT DAMPHOUSSE	6	3	2	5	1	6	0	2	0	0	0	22	13.6
MIKE RICCI	6	2	3	5	1	10	1	0	0	0	0	9	22.2
JEFF FRIESEN	6	2	2	4	-1	14	1	0	0	0	0	20	10.0
MARCO STURM	6	2	2	4	1	4	0	0	1	0	0	15	13.3
ALEXANDER KOROLYUK	6	1	3	4	-3	2	0	0	1	0	0	7	14.3
BILL HOULDER	6	3	0	3	2	4	3	0	0	0	0	8	37.5
PATRICK MARLEAU	6	2	1	3	-1	4	2	0	0	0	0	7	28.6
JOE MURPHY	6	0	3	3	4	0	0	0	0	0	0	21	.0
TONY GRANATO	6	1	1	2	-1	2	0	0	0	0	0	5	20.0
OWEN NOLAN	6	1	1	2	6	0	0	0	0	1	0	26	3.8
MIKE VERNON	5	0	1	1	0	0	0	0	0	0	0	0	.0
MARCUS RAGNARSSON	6	0	1	1	-4	6	0	0	0	0	0	9	.0
DAVE LOWRY	1	0	0	0	0	0	0	0	0	0	0	0	.0
STEPHANE MATTEAU	5	0	0	0	-3	6	0	0	0	0	0	4	.0
BRYAN MARCHMENT	6	0	0	0	4	0	0	0	0	0	0	7	.0
MIKE RATHJE	6	0	0	0	-6	4	0	0	0	0	0	4	.0
BOB ROUSE	6	0	0	0	-1	6	0	0	0	0	0	4	.0
RONNIE STERN	6	0	0	0	-1	6	0	0	0	0	0	10	.0
RON SUTTER	6	0	0	0	-1	4	0	0	0	0	0	10	.0

**POWER PLAY: 7-41 (17.1%) PENALTY KILLING: 35-42 (83.3%)**

GOALTENDING SHARKS	GP	MIN	GA	AVG	EN	SO	W	L	SHOTS	SAVE%
MIKE VERNON	5	321	13	2.40	0	0	2	3	172	.924
STEVE SHIELDS	1	60	6	6.00	0	0	0	1	36	.833





## 1998 SHARKS PLAYOFF SUMMARY

### WESTERN CONFERENCE QUARTERFINALS SAN JOSE SHARKS (#8) vs. DALLAS STARS (#1) SHARKS SUMMARY: WON-2 LOST-4

DATE	SCORE	ATT.	GOALTENDERS	GW GOAL
APRIL 22	@ STARS 4; SHARKS 1	16,928	VERNON/BELFOUR	JUHA LIND
APRIL 24	@ STARS 5; SHARKS 2	16,928	HRUDEY, VERNON/BELFOUR	PAT VERBEEK
APRIL 26	STARS 1; @ SHARKS 4	17,483	VERNON/BELFOUR, FERNANDEZ	OWEN NOLAN
APRIL 28	STARS 0; @ SHARKS 1 OT	17,483	VERNON/BELFOUR	ANDREI ZYUZIN
APRIL 30	@ STARS 3; SHARKS 2	16,928	VERNON/BELFOUR	MIKE MODANO
MAY 2	STARS 3; @ SHARKS 2 OT	17,483	VERNON/BELFOUR	MIKE KEANE

GOALS BY PERIOD	1ST	2ND	3RD	OT	TOTAL	SHOTS BY PERIOD	1ST	2ND	3RD	OT	TOTAL
SHARKS	2	5	4	1	12	SHARKS	41	48	38	4	131
STARS	6	6	3	1	16	STARS	55	46	41	3	145

#### INDIVIDUAL SCORING

SHARKS	GP	G	A	TP	+/-	PM	PP	SH	GW	GT	EN	S	PCTG
JOHN MACLEAN	6	2	3	5	1	4	1	0	0	0	0	18	11.1
BERNIE NICHOLLS	6	0	5	5	-2	8	0	0	0	0	0	6	.0
OWEN NOLAN	6	2	2	4	-1	26	2	0	1	0	0	16	12.5
MIKE RICCI	6	1	3	4	0	6	0	0	0	0	0	8	12.5
BILL HOULDER	6	1	2	3	0	2	0	0	0	0	0	8	12.5
MURRAY CRAVEN	6	1	1	2	-2	0	0	0	0	0	0	6	16.7
JOE MURPHY	6	1	1	2	-1	20	1	0	0	0	0	10	10.0
AL IAFRATE	6	1	0	1	-4	10	1	0	0	0	0	10	10.0
MIKE RATHJE	6	1	0	1	-3	6	1	0	0	0	0	2	50.0
RON SUTTER	6	1	0	1	-1	14	0	0	0	0	0	7	14.3
ANDREI ZYUZIN	6	1	0	1	-2	14	0	0	1	1	0	6	16.7
STEPHANE MATTEAU	4	0	1	1	1	0	0	0	0	0	0	2	.0
PATRICK MARLEAU	5	0	1	1	-1	0	0	0	0	0	0	2	.0
JEFF FRIESEN	6	0	1	1	-1	2	0	0	0	0	0	9	.0
TONY GRANATO	1	0	0	0	0	0	0	0	0	0	0	2	.0
MARCO STURM	2	0	0	0	-2	0	0	0	0	0	0	3	.0
SHAWN BURR	6	0	0	0	-1	8	0	0	0	0	0	4	.0
DAVE LOWRY	6	0	0	0	0	18	0	0	0	0	0	3	.0
BRYAN MARCHMENT	6	0	0	0	1	10	0	0	0	0	0	5	.0
MARCUS RAGNARSSON	6	0	0	0	2	4	0	0	0	0	0	4	.0
MIKE VERNON	6	0	0	0	0	0	0	0	0	0	0	0	.0
KELLY HRUDEY	1	0	0	0	0	0	0	0	0	0	0	0	.0

POWER PLAY: 6-36 (16.7%) PENALTY KILLING 31-38 (81.6%)

GOALTENDING SHARKS	GP	MIN	GA	AVG	EN	SO	W	L	SHOTS	SAVE%
MIKE VERNON	6	348	14	2.41	1	1	2	4	138	.899
KELLY HRUDEY	1	20	1	3.00	0	0	0	1	6	.833





## 1995 SHARKS PLAYOFF SUMMARY

**WESTERN CONFERENCE SEMIFINALS**  
**DETROIT RED WINGS (#1) vs. SAN JOSE SHARKS (#7)**  
**SHARKS SUMMARY: WON-0 LOST-4**

DATE	SCORE	ATT.	GOALTENDERS	GW GOAL
MAY 21	@ RED WINGS 6; SHARKS 0	19,875	VERNON/FLAHERTY	DINO CICCARELLI
MAY 23	@ RED WINGS 6; SHARKS 2	19,875	VERNON/IRBE	STEVE YZERMAN
MAY 25	RED WINGS 6; @ SHARKS 2	17,190	VERNON/FLAHERTY	VYACHESLAV KOZLOV
MAY 27	RED WINGS 6; @ SHARKS 2	17,190	VERNON/FLAHERTY	DOUG BROWN

GOALS BY PERIOD	1ST	2ND	3RD	OT	TOTAL	SHOTS BY PERIOD	1ST	2ND	3RD	OT	TOTAL
RED WINGS	10	6	8	0	24	RED WINGS	55	61	31	0	147
SHARKS	0	2	4	0	6	SHARKS	25	16	20	0	61

## INDIVIDUAL SCORING

SHARKS	GP	G	A	TP	+/-	PM	PP	SH	GW	GT	EN	S	PCTG
IGOR LARIONOV	4	0	3	3	-3	0	0	0	0	0	0	4	.0
MIKE RATHJE	4	2	0	2	-8	0	2	0	0	0	0	5	40.0
RAY WHITNEY	4	2	0	2	-5	2	0	0	0	0	0	2	100.0
ULF DAHLEN	4	1	1	2	-7	0	1	0	0	0	0	3	33.3
JAY MORE	4	0	2	2	-6	0	0	0	0	0	0	4	.0
SANDIS OZOLINSH	4	0	2	2	-6	2	0	0	0	0	0	3	.0
SERGEI MAKAROV	4	1	0	1	-2	0	0	0	0	0	0	3	33.3
JEFF FRIESEN	4	0	1	1	-6	0	0	0	0	0	0	5	.0
JIM KYTE	4	0	1	1	-4	2	0	0	0	0	0	1	.0
SHAWN CRONIN	2	0	0	0	0	0	0	0	0	0	0	0	.0
KEVIN MILLER	2	0	0	0	-1	2	0	0	0	0	0	5	.0
JAMIE BAKER	4	0	0	0	-5	2	0	0	0	0	0	8	.0
SHEAN DONOVAN	4	0	0	0	-2	6	0	0	0	0	0	5	.0
PAT FALLOON	4	0	0	0	-4	0	0	0	0	0	0	4	.0
CRAIG JANNEY	4	0	0	0	-4	0	0	0	0	0	0	0	.0
VLASTIMIL KROUPA	4	0	0	0	-2	4	0	0	0	0	0	1	.0
JEFF ODGERS	4	0	0	0	-1	19	0	0	0	0	0	2	.0
TOM PEDERSON	4	0	0	0	-4	2	0	0	0	0	0	1	.0
CHRIS TANCILL	4	0	0	0	-6	8	0	0	0	0	0	5	.0

POWER PLAY: 3-17 (17.6%) PENALTY KILLING: 9-15 (60.0%)

GOALTENDING SHARKS	GP	MIN	GA	AVG	EN	SO	W	L	SHOTS	SAVE%
WADE FLAHERTY	3	180	18	6.00	0	0	0	3	101	.822
ARTURS IRBE	1	60	6	6.00	0	0	0	1	46	.870





## WESTERN CONFERENCE QUARTERFINALS

### CALGARY FLAMES (#2) vs. SAN JOSE SHARKS (#7)

#### SHARKS SUMMARY: WON-4 LOST-3

DATE	SCORE	ATT.	GOALTENDERS	GW GOAL
MAY 7	@ FLAMES 4; SHARKS 5	15,624	TABARACCI, KIDD/IRBE	JAMIE BAKER
MAY 9	@ FLAMES 4; SHARKS 5; OT	16,389	KIDD/IRBE	ULF DAHLEN
MAY 11	FLAMES 9; @ SHARKS 2	17,190	KIDD/FLAHERTY, IRBE	MIKE SULLIVAN
MAY 13	FLAMES 6; @ SHARKS 4	17,190	KIDD/IRBE	ROBERT REICHEL
MAY 15	@ FLAMES 5; SHARKS 0	18,298	KIDD/FLAHERTY, IRBE	JOE NIEUWENDYK
MAY 17	FLAMES 3; @ SHARKS 5	17,190	KIDD/FLAHERTY	CRAIG JANNEY
MAY 19	@ FLAMES 4; SHARKS 5; 2 OT	20,230	KIDD/FLAHERTY	RAY WHITNEY

GOALS BY PERIOD	1ST	2ND	3RD	OT	TOTAL	SHOTS BY PERIOD	1ST	2ND	3RD	OT	TOTAL
SHARKS	7	11	6	2	26	SHARKS	41	67	66	16	190
FLAMES	13	7	15	0	35	FLAMES	91	61	84	23	259

#### INDIVIDUAL SCORING

SHARKS	GP	G	A	TP	+/-	PM	PP	SH	GW	GT	EN	S	PCTG
ULF DAHLEN	7	4	3	7	-6	0	2	0	1	1	0	16	25.0
CRAIG JANNEY	7	3	4	7	-9	4	0	0	1	0	0	17	17.6
RAY WHITNEY	7	2	4	6	2	0	0	0	1	1	0	13	15.4
IGOR LARIONOV	7	1	5	6	-1	2	0	0	0	0	0	15	6.7
MIKE RATHJE	7	3	2	5	-7	4	3	0	0	0	0	13	23.1
SERGEI MAKAROV	7	2	3	5	-1	4	0	0	0	0	0	5	40.0
JEFF FRIESEN	7	1	4	5	-3	4	0	0	0	0	0	16	6.3
TOM PEDERSON	6	0	5	5	-10	6	0	0	0	0	0	13	.0
PAT FALLOON	7	3	1	4	-2	0	0	0	0	0	0	20	15.0
JAMIE BAKER	7	2	2	4	-2	10	0	0	1	0	0	12	16.7
SANDIS OZOLINSH	7	3	0	3	-7	4	1	0	0	0	0	12	25.0
JEFF ODGERS	7	1	1	2	1	4	0	0	0	0	0	3	33.3
CHRIS TANCILL	7	1	1	2	-1	0	0	0	0	0	0	11	9.1
JAY MORE	7	0	2	2	6	6	0	0	0	0	0	7	.0
SHEAN DONOVAN	3	0	1	1	-1	0	0	0	0	0	0	2	.0
JIM KYTE	7	0	1	1	3	12	0	0	0	0	0	7	.0
VLASTIMIL KROUPA	2	0	0	0	-1	0	0	0	0	0	0	2	.0
KEVIN MILLER	4	0	0	0	-2	0	0	0	0	0	0	2	.0
ARTURS IRBE	5	0	0	0	0	10	0	0	0	0	0	0	.0
ANDREI NAZAROV	6	0	0	0	0	9	0	0	0	0	0	3	.0
SHAWN CRONIN	7	0	0	0	2	5	0	0	0	0	0	1	.0

**POWER PLAY: 6-31 (19.4%) PENALTY KILLING: 24-31 (77.4%)**

GOALTENDING SHARKS	GP	MIN	GA	AVG	EN	SO	W	L	SHOTS	SAVE%
ARTURS IRBE	5	256	21	4.92	1	0	2	3	138	.848
WADE FLAHERTY	4	197	13	3.96	0	0	2	0	120	.892





## 1994 SHARKS PLAYOFF SUMMARY

WESTERN CONFERENCE QUARTERFINALS  
DETROIT RED WINGS (#1) vs. SAN JOSE SHARKS (#8)  
SHARKS SUMMARY: WON-4 LOST-3

DATE	SCORE	ATT.	GOALTENDERS	GW GOAL
APRIL 18	@ RED WINGS 4; SHARKS 5	19,778	ESSENSA/IRBE	VLASTIMIL KROUPA
APRIL 20	@ RED WINGS 4; SHARKS 0	19,875	OSGOOD/IRBE	SHAWN BURR
APRIL 22	RED WINGS 3; @ SHARKS 2	17,190	OSGOOD/IRBE	SHAWN BURR
APRIL 23	RED WINGS 3; @ SHARKS 4	17,190	OSGOOD/IRBE	SERGEI MAKAROV
APRIL 26	RED WINGS 4; @ SHARKS 6	17,190	ESSENSA, OSGOOD/IRBE	J. GARPENLOV
APRIL 28	@ RED WINGS 7; SHARKS 1	19,875	OSGOOD/IRBE, WAITE	STEVE CHIASSON
APRIL 30	@ RED WINGS 2; SHARKS 3	19,875	OSGOOD/IRBE	JAMIE BAKER

GOALS BY PERIOD	1ST	2ND	3RD	OT	TOTAL	SHOTS BY PERIOD	1ST	2ND	3RD	OT	TOTAL
RED WINGS	11	8	8	0	27	RED WINGS	74	79	65	0	218
SHARKS	7	6	8	0	21	SHARKS	47	60	46	0	153

## INDIVIDUAL SCORING

SHARKS	GP	G	A	TP	+/-	PM	PP	SH	GW	GT	EN	S	PCTG
IGOR LARIONOV	7	2	8	10	-5	4	0	0	0	0	0	10	20.0
SERGEI MAKAROV	7	6	0	6	-3	4	3	0	1	0	0	14	42.9
JOHAN GARPENLOV	7	2	3	5	-5	6	0	0	1	0	0	8	25.0
TODD ELIK	7	1	4	5	-1	8	0	0	0	0	0	15	6.7
SANDIS OZOLINSH	7	0	5	5	-4	0	0	0	0	0	0	12	.0
ULF DAHLEN	7	3	1	4	0	0	2	0	0	0	0	12	25.0
TOM PEDERSON	7	1	3	4	-1	2	0	1	0	0	0	18	5.6
JAMIE BAKER	7	2	1	3	-1	4	0	0	1	0	0	7	28.6
JEFF NORTON	7	0	3	3	-4	12	0	0	0	0	0	15	.0
BOB ERREY	7	1	1	2	0	2	0	0	0	0	0	5	20.0
VLASTIMIL KROUPA	7	1	1	2	-2	2	0	0	1	0	0	4	25.0
GAETAN DUCHESNE	7	0	2	2	1	8	0	0	0	0	0	5	.0
RAY WHITNEY	7	0	2	2	-4	2	0	0	0	0	0	11	.0
SHAWN CRONIN	7	1	0	1	-2	6	0	0	0	0	0	1	100.0
ROB GAUDREAU	7	1	0	1	0	0	1	0	0	0	0	6	16.7
PAT FALLOON	7	0	1	1	-3	4	0	0	0	0	0	4	.0
JAY MORE	7	0	1	1	-2	12	0	0	0	0	0	3	.0
JEFF ODGERS	4	0	0	0	-1	2	0	0	0	0	0	3	.0
ARTURS IRBE	7	0	0	0	0	4	0	0	0	0	0	0	.0

POWER PLAY: 6-36 (16.7%) PENALTY KILLING: 30-35 (85.7%)

GOALTENDING SHARKS	GP	MIN	GA	AVG	EN	SO	W	L	SHOTS	SAVE%
ARTURS IRBE	7	399	26	3.91	0	0	4	3	210	.876
JIM WAITE	1	20	1	3.00	0	0	0	0	8	.875





## WESTERN CONFERENCE SEMIFINALS

### TORONTO MAPLE LEAFS (#2) vs. SAN JOSE SHARKS (#8)

#### SHARKS SUMMARY: WON-3 LOST-4

DATE	SCORE	ATT.	GOALTENDERS	GW GOAL
MAY 2	@ MAPLE LEAFS 2; SHARKS 3	15,728	POTVIN/IRBE	JOHAN GARPENLOV
MAY 4	@ MAPLE LEAFS 5; SHARKS 1	15,728	POTVIN/IRBE	MIKE GARTNER
MAY 6	MAPLE LEAFS 2; @ SHARKS 5	17,190	POTVIN, RHODES/IRBE	ULF DAHLEN
MAY 8	MAPLE LEAFS 8; @ SHARKS 3	17,190	POTVIN/IRBE, WAITE	WENDEL CLARK
MAY 10	MAPLE LEAFS 2; @ SHARKS 5	17,190	POTVIN/IRBE	SERGEI MAKAROV
MAY 12	@ MAPLE LEAFS 3; SHARKS 2 OT	15,728	POTVIN/IRBE	MIKE GARTNER
MAY 14	@ MAPLE LEAFS 4; SHARKS 2	15,728	POTVIN/IRBE	MARK OSBORNE

GOALS BY PERIOD	1ST	2ND	3RD	OT	TOTAL	SHOTS BY PERIOD	1ST	2ND	3RD	OT	TOTAL
MAPLE LEAFS	9	9	7	1	26	MAPLE LEAFS	65	64	68	1	198
SHARKS	5	8	8	0	21	SHARKS	60	75	52	0	187

#### INDIVIDUAL SCORING

SHARKS	GP	G	A	TP	+/-	PM	PP	SH	GW	GT	EN	S	PCTG
IGOR LARIONOV	7	3	5	8	4	6	0	0	0	0	0	17	17.6
TODD ELIK	7	4	1	5	-4	4	1	0	0	0	0	30	13.3
JOHAN GARPENLOV	7	2	3	5	5	0	0	0	1	0	0	15	13.3
SANDIS OZOLINSH	7	0	5	5	7	8	0	0	0	0	0	11	.0
ULF DAHLEN	7	3	1	4	-3	0	1	0	1	0	0	24	12.5
SERGEI MAKAROV	7	2	2	4	5	0	0	0	1	0	0	12	16.7
BOB ERREY	7	2	1	3	-3	8	1	0	0	0	0	7	28.6
GAETAN DUCHESNE	7	1	2	3	-3	4	0	0	0	0	0	12	8.3
JEFF NORTON	7	1	2	3	8	8	0	0	0	0	0	9	11.1
TOM PEDERSON	7	0	3	3	-5	0	0	0	0	0	0	16	.0
JAMIE BAKER	7	1	1	2	0	26	0	0	0	0	0	6	16.7
PAT FALLOON	7	1	1	2	1	2	0	0	0	0	0	4	25.0
RAY WHITNEY	7	0	2	2	0	6	0	0	0	0	0	5	.0
ROB GAUDREAU	7	1	0	1	-1	0	0	1	0	0	0	8	12.5
JAY MORE	6	0	1	1	-2	20	0	0	0	0	0	2	.0
VLASTIMIL KROUPA	7	0	1	1	-6	19	0	0	0	0	0	2	.0
MIKE RATHJE	1	0	0	0	1	0	0	0	0	0	0	0	.0
SHAWN CRONIN	7	0	0	0	-2	14	0	0	0	0	0	4	.0
ARTURS IRBE	7	0	0	0	0	2	0	0	0	0	0	0	.0
JEFF ODGERS	7	0	0	0	-1	9	0	0	0	0	0	3	.0

**POWER PLAY: 3-38 (7.9%)    PENALTY KILLING: 18-26 (69.2%)**

GOALTENDING SHARKS	GP	MIN	GA	AVG	EN	SO	W	L	SHOTS	SAVE%
ARTURS IRBE	7	407	24	3.54	0	0	3	4	189	.873
JIM WAITE	1	20	2	6.00	0	0	0	0	9	.778





## SHARKS ALL-TIME PLAYOFF RECORDS

*The 2003-04 San Jose Sharks were the first team in franchise history to reach the Western Conference Final.*

## TEAM

## GOALS

- MOST GOALS, GAME AT HOME** — 6 (3 TIMES, MOST RECENT — 4/16/10 VS. COLORADO [6-5 WOT])
- MOST GOALS, GAME ON ROAD** — 7, 4/30/99 AT COLORADO (7-3 W)
- MOST GOALS AGAINST, GAME AT HOME** — 9, 5/11/95 VS. CALGARY (2-9 L)
- MOST GOALS AGAINST, GAME ON ROAD** — 8, 5/4/02 AT COLORADO (2-8 L)
- MOST GOALS, GAME BY BOTH TEAMS AT HOME** — 11 (3 TIMES, MOST RECENT — 4/16/10 VS. COLORADO [6-5 WOT])
- MOST GOALS, GAME BY BOTH TEAMS ON ROAD** — 10, (2 TIMES, MOST RECENT — 5/4/02 AT COLORADO [2-8 L])
- FEWEST GOALS, GAME AT HOME** — 0 (3 TIMES, MOST RECENT — 4/16/09 VS. ANAHEIM [0-2 L])
- FEWEST GOALS, GAME ON ROAD** — 0 (11 TIMES, MOST RECENT — 4/18/10 AT COLORADO [0-1 LOT])
- FEWEST GOALS ALLOWED, GAME AT HOME** — 0 (4 TIMES, MOST RECENT — 4/22/10 VS. COLORADO [5-0 W])
- FEWEST GOALS ALLOWED, GAME ON ROAD** — 0, (5 TIMES, MOST RECENT — 4/26/06 AT DETROIT [2-0 W])
- FEWEST GOALS BY BOTH TEAMS, GAME AT HOME** — 1 (2 TIMES, MOST RECENT — 4/08/04 VS. ST. LOUIS [1-0 W OT])
- FEWEST GOALS BY BOTH TEAMS, GAME ON ROAD** — 1, (6 TIMES, MOST RECENT — 4/11/10 AT COLORADO [0-1 L OT])
- EARLIEST GOAL FROM START OF GAME, FOR** — :36, 4/28/07 AT DETROIT (2-3 L), JONATHAN CHEECHOO
- EARLIEST GOAL FROM START OF 2ND PERIOD, FOR** — :29 (2 TIMES, MOST RECENT 5/8/02 VS. COLORADO [1-4 L], TEEMU SELANNE)
- EARLIEST GOAL FROM START OF 3RD PERIOD, FOR** — :19, 5/19/95 AT CALGARY (5-4 W 2OT), PAT FALLOON
- EARLIEST GOAL FROM START OF OVERTIME, FOR** — 1:05, 5/2/08 VS. DALLAS (3-2 W OT), JOE PAVELSKI
- EARLIEST GOAL FROM START OF GAME, AGAINST** — :20, 5/11/04 VS. CALGARY (1-4 L), MARCUS NILSON
- EARLIEST GOAL FROM START OF 2ND PERIOD, AGAINST** — :21, 4/23/00 VS. ST. LOUIS (2-6 L), SCOTT YOUNG
- EARLIEST GOAL FROM START OF 3RD PERIOD, AGAINST** — :12, 5/14/06 VS. EDMONTON (3-6 L), SHAWN HORCOFF
- EARLIEST GOAL FROM START OF OVERTIME, AGAINST** — :51, 4/18/10 AT COLORADO (0-1 LOT), RYAN O'REILLY
- FASTEST 2 GOALS, FOR** — :08, 4/30/98 AT DALLAS (2-3 L); JOHN MACLEAN, RON SUTTER
- FASTEST 3 GOALS, FOR** — 1:19, 4/29/10 VS. DETROIT (4-3 W); JOE PAVELSKI, DANY HEATLEY, DEVIN SETOGUCHI
- FASTEST 4 GOALS, FOR** — 8:49, 4/22/08 VS. CALGARY (5-3 W); JEREMY ROENICK, JEREMY ROENICK, JOE PAVELSKI, DEVIN SETOGUCHI
- FASTEST 2 GOALS, AGAINST** — :12, 5/04/02 AT COLORADO (2-8 L); ERIC MESSIER, DAN HINOTE
- FASTEST 3 GOALS, AGAINST** — 1:36, 4/28/94 AT DETROIT (1-7 L); STEVE CHIASSON, RAY SHEPPARD, SLAVA KOZLOV
- FASTEST 4 GOALS, AGAINST** — 3:01, 4/28/94 AT DETROIT (1-7 L); STEVE CHIASSON, RAY SHEPPARD, SLAVA KOZLOV, STEVE YZERMAN
- FASTEST 5 GOALS, AGAINST** — 13:10, 5/6/10 AT DETROIT (1-7 L); TODD BERTUZZI, JOHAN FRANZEN (3 CONSECUTIVE), VALTTERI FILPPULA





**FASTEST 6 GOALS, AGAINST** — 17:25, 5/6/10 AT DETROIT (1-7 L); TODD BERTUZZI, JOHAN FRANZEN (3 CONSECUTIVE), VALTTERI FILPPULA, BRIAN RAFALSKI

**MOST CONSECUTIVE GOALS GAME, FOR** — 5, (2 TIMES, MOST RECENT, 4/22/10 VS. COLORADO [5-0 W])

**MOST CONSECUTIVE GOALS GAME, AGAINST** — 6, (2 TIMES, MOST RECENT, 5/6/10 AT DETROIT [1-7 L])

**MOST GOALS FOR, PERIOD AT HOME** — 4, 4/22/08 VS. CALGARY (5-3 W), 2ND PERIOD

**MOST GOALS FOR, PERIOD ON ROAD** — 4, (3 TIMES, MOST RECENT — 4/24/10 AT COLORADO [5-2 W], 3RD PERIOD)

**MOST GOALS AGAINST, PERIOD AT HOME** — 5, 4/23/00 VS. ST. LOUIS [2-6 L], 2ND PERIOD)

**MOST GOALS AGAINST, PERIOD ON ROAD** — 5, 5/6/10 AT DETROIT [1-7 L]; 1ST PERIOD)

**WIDEST MARGIN OF VICTORY, HOME** — 5, 4/22/10 VS. COLORADO (5-0 W)

**WIDEST MARGIN OF VICTORY, ROAD** — 4, 4/30/99 AT COLORADO (7-3 W)

**WIDEST MARGIN OF DEFEAT, HOME** — 7, 5/11/95 VS. CALGARY (2-9 L)

**WIDEST MARGIN OF DEFEAT, ROAD** — 6 (3 TIMES, MOST RECENT — 5/6/10 AT DETROIT [1-7 L])

## POINTS

**MOST POINTS, GAME** — 16, (2 TIMES, MOST RECENT, 4/16/10 VS. COLORADO [6-5 WOT])

**MOST POINTS AGAINST, GAME** — 23 (2 TIMES, MOST RECENT — 5/11/95 VS. CALGARY [2-9 L])

**MOST POINTS, GAME BY BOTH TEAMS** — 30 (2 TIMES, MOST RECENT — 5/4/02 AT COLORADO [2-8 L], COL 24, S.J. 6)

**FEWEST POINTS, GAME** — 0 (14 TIMES, MOST RECENT—4/18/10 AT COLORADO [0-1 LOT])

**FEWEST POINTS AGAINST, GAME** — 0 (9 TIMES, MOST RECENT— 4/22/10 VS. COLORADO [5-0 W])

**FEWEST POINTS, GAME BY BOTH TEAMS** — 1, 4/18/10 AT COLORADO [0-1 LOT]); COL 1, S.J. 0

## SHOTS

**MOST SHOTS, GAME AT HOME** — 52, (2 TIMES, MOST RECENT — 4/16/10 VS. COLORADO [6-5 WOT])

**MOST SHOTS, GAME ON ROAD** — 62, 5/4/08 AT DALLAS (1-2 L 4OT)

**MOST SHOTS FACED, GAME AT HOME** — 49, 5/2/07 VS. DETROIT (2-3 L OT)

**MOST SHOTS FACED, GAME ON ROAD** — 60, 5/19/95 AT CALGARY (5-4 W 2OT)

**MOST SHOTS, GAME BY BOTH TEAMS AT HOME** — 89, 5/09/04 VS. CALGARY (3-4 L OT); S.J. 52, CGY 37

**MOST SHOTS, GAME BY BOTH TEAMS ON ROAD** — 117, 5/4/08 AT DALLAS (1-2 L 4OT); SJ 62, DAL 55

**FEWEST SHOTS, GAME AT HOME** — 12, 5/25/95 VS. DETROIT (2-6 L)

**FEWEST SHOTS, GAME ON ROAD** — 15, 5/21/95 AT DETROIT (0-6 L)

**FEWEST SHOTS FACED, GAME AT HOME** — 14, 4/26/98 VS. DALLAS (4-1 W)

**FEWEST SHOTS FACED, GAME ON ROAD** — 10, 4/15/08 AT CALGARY (3-2 W)



Joe Pavelski scored the game-winning goal in overtime of Game Five of the 2008 Western Conference Semifinals.





**FEWEST SHOTS, GAME BY BOTH TEAMS AT HOME** — 38, 5/11/04 VS. CALGARY (1-4 L); S.J. 18, CGY 20  
**FEWEST SHOTS, GAME BY BOTH TEAMS ON ROAD** — 37, 4/30/00 AT DALLAS (0-1 L); DAL 19, S.J. 18  
**MOST SHOTS, PERIOD AT HOME** — 27, 4/10/08 VS. CALGARY (2-0 W) 2ND PERIOD  
**MOST SHOTS, PERIOD ON ROAD** — 21 (2 TIMES, MOST RECENT — 4/18/10 AT COLORADO [0-1 LOT], 2ND AND 3RD PERIODS)  
**MOST SHOTS, OT AT HOME** — 7, 4/25/09 VS. ANAHEIM (3-2 W OT, 6:02)  
**MOST SHOTS, OT ON ROAD** — 31, 5/4/08 AT DALLAS (1-2 L 4OT, 69:03)  
**MOST SHOTS FACED, PERIOD AT HOME** — 18, (2 TIMES, MOST RECENT — 5/16/10 VS. CHICAGO [1-2 L], 3RD PERIOD)  
**MOST SHOTS FACED, PERIOD ON ROAD** — 21, 5/23/95 AT DETROIT (2-6 L); 1ST PERIOD  
**MOST SHOTS FACED, OT AT HOME** — 12, (2 TIMES, MOST RECENT — 5/2/07 VS. DETROIT [2-3 L OT]; 16:04)  
**MOST SHOTS FACED, OT ON ROAD** — 32, 5/4/08 AT DALLAS (1-2 L [4OT]) 69:03 4 OT  
**FEWEST SHOTS, PERIOD AT HOME** — 2 (2 TIMES, MOST RECENT-4/28/98 VS. DALLAS [1-0 W OT]; 3RD PERIOD)  
**FEWEST SHOTS, PERIOD ON ROAD** — 2, (3 TIMES, MOST RECENT-4/11/07 AT NASHVILLE [5-4 W 2 OT]; 3RD PERIOD)  
**FEWEST SHOTS FACED, PERIOD AT HOME** — 1 (2 TIMES MOST RECENT — 4/16/01 VS. ST. LOUIS [3-6 L], 3RD PERIOD)  
**FEWEST SHOTS FACED, PERIOD ON ROAD** — 2, (2 TIMES, MOST RECENT — 4/15/08 AT CALGARY (3-2 W), 1ST PERIOD)  
**FEWEST SHOTS FACED, OT AT HOME** — 0, 5/02/08 VS. DALLAS (3-2 W OT)  
**FEWEST SHOTS FACED, OT ON ROAD** — 1, (2 TIMES, MOST RECENT — 4/18/10 AT COLORADO [0-1 LOT])  
**LARGEST MARGIN OUTSHOOTING, HOME** — 30, 4/16/10 VS. COLORADO [6-5 WOT])  
**LARGEST MARGIN OUTSHOOTING, ROAD** — 34, 4/18/10 AT COLORADO (0-1 LOT)  
**LARGEST MARGIN OUTSHOT, HOME** — 24, 5/25/95 VS. DETROIT (2-6 L)  
**LARGEST MARGIN OUTSHOT, ROAD** — 30, 5/19/95 AT CALGARY (5-4 W 2OT)

#### SPECIAL TEAMS

**MOST PPG FOR, GAME AT HOME** — 3, 4/26/98 VS. DALLAS (4-1 W)  
**MOST PPG FOR, GAME ON ROAD** — 3, 4/23/06 AT NASHVILLE [3-0 W]  
**MOST PPG AGAINST, GAME AT HOME** — 3, 5/14/06 VS. EDMONTON (3-6 L)  
**MOST PPG AGAINST, GAME ON ROAD** — 4, (2 TIMES, MOST RECENT — 4/21/06 AT NASHVILLE [3-4 L])  
**MOST PPG, GAME BY BOTH TEAMS AT HOME** — 4, (3 TIMES, MOST RECENT — 5/14/06 VS. EDMONTON [6-3 W]; EDM 3, S.J. 1)  
**MOST PPG, GAME BY BOTH TEAMS ON ROAD** — 5, 4/21/06 AT NASHVILLE (3-4 L); NSH 4, S.J. 1  
**MOST PP ATTEMPTS FOR, GAME AT HOME** — 14, 4/26/98 VS. DALLAS (4-1 W)  
**MOST PP ATTEMPTS FOR, GAME ON ROAD** — 10 4/23/06 AT NASHVILLE (3-0 W)  
**MOST PP ATTEMPTS AGAINST, GAME AT HOME** — 9, 4/23/00 VS. ST. LOUIS (2-6 L)  
**MOST PP ATTEMPTS AGAINST, GAME ON ROAD** — 15, 4/24/98 AT DALLAS (2-5 L)  
**MOST PP ATTEMPTS, GAME BY BOTH TEAMS AT HOME** — 20, 4/10/04 VS. ST. LOUIS (3-1 W); STL 7, SJ 13  
**MOST PP ATTEMPTS, GAME BY BOTH TEAMS ON ROAD** — 19, (2 TIMES, MOST RECENT — 4/23/06 AT NASHVILLE (3-0 W); NSH 9, S.J. 10)  
**MOST SHG, GAME** — 2, 4/30/99 AT COLORADO (7-3 W), VINCENT DAMPHOUSSE (2)  
**MOST SHG ALLOWED, GAME** — 2 (3 TIMES, MOST RECENT — 5/5/00 VS. DALLAS (4-5 L); GUY CARBONNEAU, SERGEI ZUBOV)  
**MOST SHG, PERIOD** — 2, 4/30/99 AT COLORADO (7-3 W), VINCENT DAMPHOUSSE (2), 3RD PERIOD  
**MOST SHG ALLOWED, PERIOD** — 2 (2 TIMES, MOST RECENT — 5/11/95 VS. CALGARY [2-9 L]; MIKE SULLIVAN, RON STERN), 1ST PERIOD  
**MOST PENALTIES FOR, GAME AT HOME** — 15, 5/6/94 VS. TORONTO (5-2 W); 57 PIM  
**MOST PENALTIES FOR, GAME ON ROAD** — 21, 4/24/98 AT DALLAS (2-5 L); 72 PIM  
**MOST PENALTIES AGAINST, GAME AT HOME** — 20, 4/26/98 VS. DALLAS (4-1 W); 75 PIM  
**MOST PENALTIES AGAINST, GAME ON ROAD** — 14, 4/13/07 AT NASHVILLE (2-5 L); 64 PIM  
**MOST PIM FOR, GAME AT HOME** — 57, 5/6/94 VS. TORONTO (5-2 W); 15 PENALTIES  
**MOST PIM FOR, GAME ON ROAD** — 72, 4/24/98 AT DALLAS (2-5 L); 21 PENALTIES  
**MOST PIM AGAINST, GAME AT HOME** — 75, 4/26/98 VS. DALLAS (4-1 W); 20 PENALTIES  
**MOST PIM AGAINST, GAME ON ROAD** — 64, 4/13/07 AT NASHVILLE (2-5 L); 14 PENALTIES





**FEWEST PENALTIES FOR, GAME AT HOME** — 0, 5/16/10 VS. CHICAGO (1-2 L); 0 PIM  
**FEWEST PENALTIES FOR, GAME ON ROAD** — 1, 5/19/95 AT CALGARY (5-4 W 2OT); 2 PIM  
**FEWEST PENALTIES AGAINST, GAME AT HOME** — 2, 4/9/08 VS. CALGARY (2-3 L); 4 PIM  
**FEWEST PENALTIES AGAINST, GAME ON ROAD** — 1, 4/26/07 AT DETROIT (2-0 W); 2 PIM  
**FEWEST PIM FOR, GAME AT HOME** — 0, 5/16/10 VS. CHICAGO (1-2 L); 0 PENALTIES  
**FEWEST PIM FOR, GAME ON ROAD** — 2, 5/19/95 AT CALGARY (5-4 W 2OT); 1 PENALTY  
**FEWEST PIM AGAINST, GAME AT HOME** — 4, 4/9/08 VS. CALGARY (2-3 L); 2 PENALTIES  
**FEWEST PIM AGAINST, GAME ON ROAD** — 2, 4/26/07 AT DETROIT (2-0 W); 1 PENALTY  
**MOST PENALTY MINUTES, GAME BY BOTH TEAMS, HOME** — 125, 5/6/94 VS. TORONTO (5-2 W); TOR 68, S.J. 57  
**MOST PENALTY MINUTES, GAME BY BOTH TEAMS, ROAD** — 121, 4/13/07 AT NASHVILLE (2-5 L); NSH 64, S.J. 57  
**FEWEST PENALTY MINUTES, GAME BY BOTH TEAMS, HOME** — 8, 4/28/98 VS. DALLAS (1-0 W OT); DAL 6, S.J. 2  
**FEWEST PENALTY MINUTES, GAME BY BOTH TEAMS, ROAD** — 6, 5/19/95 AT CALGARY (5-4 W 2OT); CGY 4, S.J. 2  
**FEWEST PENALTIES, GAME BY BOTH TEAMS, HOME** — 4, 4/28/98 VS. DALLAS (1-0 W OT); DAL 3, S.J. 1  
**FEWEST PENALTIES, GAME BY BOTH TEAMS, ROAD** — 3, 5/19/95 AT CALGARY (5-4 W 2OT); CGY 2, S.J. 1  
**MOST PENALTIES, GAME BY BOTH TEAMS, HOME** — 33, 5/6/94 VS. TORONTO (5-2 W); TOR 18, S.J. 15  
**MOST PENALTIES, GAME BY BOTH TEAMS, ROAD** — 33, 4/24/98 AT DALLAS (2-5 L); DAL 12, S.J. 21  
**MOST CONSECUTIVE GAMES SCORING PPG** — 5, (2 TIMES, MOST RECENT — 5/6/10 AT DETROIT THRU 5/21/10 AT CHICAGO)  
**MOST CONSECUTIVE GAMES NOT SCORING PPG** — 6, 4/12/01 THRU 4/21/01 VS. ST. LOUIS  
**MOST CONSECUTIVE GAMES ALLOWING PPG** — 8, 4/12/00 THRU 4/25/00 VS. ST. LOUIS, 4/28/00 VS. DALLAS  
**MOST CONSECUTIVE GAMES NOT ALLOWING PPG** — 4, (2 TIMES, MOST RECENT — 4/24/04 THRU 5/01/04 VS. COLORADO)  
**MOST CONSECUTIVE CHANCES NOT SCORING PPG** — 23, 4/12/01 (1ST PERIOD) THRU 4/21/01 (3RD PERIOD) VS. ST. LOUIS  
**MOST CONSECUTIVE CHANCES NOT ALLOWING PPG** — 20, 4/22/04 (2ND PERIOD) VS. COLORADO THRU 5/04/04 AT COLORADO (2ND PERIOD)  
**LONGEST SHUTOUT STREAK** - 178:14, 4/24/02 VS. COLORADO (1ST PERIOD) THRU 4/28/04 AT COLORADO (OT, 5:15)  
**LONGEST CONSECUTIVE SCORELESS STREAK** — 172:59, 5/4/08 AT DALLAS (3RD PERIOD) THRU 4/19/09 VS. ANAHEIM (2ND PERIOD)

## INDIVIDUAL

**MOST POINTS, GAME** — 4 (3 TIMES, MOST RECENT — JEREMY ROENICK [2-2=4]; 4/22/08 VS. CALGARY [5-3 W])  
**MOST GOALS, GAME** — 3, (3 TIMES, MOST RECENT — PATRICK MARLEAU, 4/22/04 VS. COLORADO [5-2 W])  
**MOST ASSISTS, GAME** — 3 (9 TIMES, MOST RECENT — DANY HEATLEY, 5/2/10 VS. DETROIT [4-3 W])  
**MOST PPG, GAME** — 2, (4 TIMES, MOST RECENT — JOE PAVELSKI, 5/2/10 VS. DETROIT [4-3 W])  
**MOST SHG, GAME** — 2, VINCENT DAMPHOUSSE, 4/30/99 AT COLORADO (7-3 W)  
**MOST SHOTS, GAME** — 11, JOE PAVELSKI, 5/2/10 VS. DETROIT (4-3 W)  
**MOST PENALTIES, GAME** — 5 (3 TIMES, MOST RECENT — RYANE CLOWE, 4/13/07 AT NASHVILLE [2-5 L]; 13 PIM)  
**MOST PIM, GAME** — 24, OWEN NOLAN, 4/24/98 AT DALLAS (2-5 L); 5 PENALTIES  
**BEST PLUS/MINUS, GAME** — +4 (4 TIMES, MOST RECENT — RYANE CLOWE AND JOE PAVELSKI, 4/24/10 AT COLORADO [5-2 W])  
**WORST PLUS/MINUS, GAME** — -6, CRAIG JANNEY, 5/11/95 VS. CALGARY (2-9 L)  
**MOST CONSECUTIVE GAMES, GOAL** — 5, JOE PAVELSKI, 4/20/10 AT COLORADO THRU 5/2/10 VS. DETROIT  
**MOST CONSECUTIVE GAMES, ASSIST** — 7 (2 TIMES, MOST RECENT — JOE THORNTON, 4/16/07 VS. NASHVILLE THRU 5/2/07 VS. DETROIT)  
**MOST CONSECUTIVE GAMES, POINT** — 8 (3 TIMES, MOST RECENT — PATRICK MARLEAU, 5/2/10 VS. DETROIT THRU 5/23/10 AT CHICAGO \*active streak)  
**FASTEST 2 GOALS, FOR** — 1:34, PATRICK MARLEAU, 4/22/04 VS. COLORADO (5-2 W)  
**FASTEST 3 GOALS, FOR** — 22:21, PATRICK MARLEAU, 4/22/04 VS. COLORADO (5-2 W)  
**MOST POINTS, PERIOD** — 3 (4 TIMES, MOST RECENT — DOUGLAS MURRAY [1-2=3], 4/24/10 AT COLORADO [5-2 W] 3RD PERIOD)  
**MOST GOALS, PERIOD** — 2 (11 TIMES, MOST RECENT — JEREMY ROENICK, 4/22/08 VS. CALGARY [5-3 W] 2ND PERIOD)  
**MOST ASSISTS, PERIOD** — 3, MIKE RICCI, 4/28/99 AT COLORADO (4-2 W) 3RD PERIOD  
**MOST PPG, PERIOD** — 1 (NUMEROUS TIMES, MOST RECENT — PATRICK MARLEAU, 5/21/10 AT CHICAGO [2-3 LOT]); 2ND PERIOD





*Dan Boyle scored one of San Jose's five goals in the series clinching Game Six win over Colorado in the 2010 Western Conference Quarterfinals.*

**MOST SHG, PERIOD** — 2, VINCENT DAMPHOUSSE, 4/30/99 AT COLORADO (7-3 W) 3RD PERIOD

**MOST SHOTS, PERIOD** — 8, 5/2/10 VS. DETROIT (4-3 W), 3RD PERIOD

**MOST PENALTIES, PERIOD** — 3, (5 TIMES, MOST RECENT — JOE THORNTON [14 PIM], 6/6/10 AT DETROIT [1-7 L]) 3RD PERIOD

**MOST PIM, PERIOD** — 20, OWEN NOLAN (20 PIM) 4/24/98 AT DALLAS (2-5 L), 3RD PERIOD

**FASTEST 2 GOALS, AGAINST** — :33, JOHAN FRANZEN, 5/6/10 AT DETROIT (1-7 L)

**FASTEST 3 GOALS, AGAINST** — 3:26, JOHAN FRANZEN, 5/6/10 AT DETROIT (1-7 L)

**FASTEST 4 GOALS, AGAINST** — 39:43, JOHAN FRANZEN, 5/6/10 AT DETROIT (1-7 L)

**MOST POINTS BY OPPONENT, GAME** — 6, JOHAN FRANZEN [4-2=6], 5/6/10 AT DETROIT (1-7)

**MOST GOALS BY OPPONENT, GAME** — 4, (2 TIMES, MOST RECENT — JOHAN FRANZEN, 5/6/10 AT DETROIT [1-7 L])

**MOST ASSISTS BY OPPONENT, GAME** — 4 (4 TIMES, MOST RECENT — TODD BERTUZZI, 5/6/10 AT DETROIT [1-7 L])

**MOST PPG BY OPPONENT, GAME** — 2 (2 TIMES, MOST RECENT — PAT VERBEEK, 4/24/98 AT DALLAS [2-5 L])

**MOST SHG BY OPPONENT, GAME** — 1 (NUMEROUS TIMES, MOST RECENT — DAN CLEARY, 4/28/07 AT DETROIT [2-3 L])

**MOST SHOTS BY OPPONENT, GAME** — 9, 3 TIMES, MOST RECENT — MIKE RIBIERO AND BRAD RICHARDS, 5/4/08 AT DALLAS (1-2 L 4OT)

**MOST PENALTIES BY OPPONENT, GAME** — 6, (2 TIMES, MOST RECENT — CHRIS SIMON, 5/13/04 AT CALGARY [3-0 W]; 23 MINUTES)

**MOST PIM BY OPPONENT, GAME** — 23, CHRIS SIMON, (6 PENALTIES) 5/13/04 AT CALGARY (3-0 W)

**BEST PLUS/MINUS BY OPPONENT, GAME** — +6, THEOREN FLEURY, 5/11/95 VS. CALGARY (2-9 L)

**WORST PLUS/MINUS BY OPPONENT, GAME** — -4 (2 TIMES, MOST RECENT — JAMES PATRICK, 5/7/95 AT CALGARY (5-4 W))

**MOST POINTS BY OPPONENT, PERIOD** — 4, (2 TIMES, MOST RECENT — JOHAN FRANZEN [3-1=4], 5/6/10 AT DETROIT [1-7 L], 1ST PERIOD)

**MOST GOALS BY OPPONENT, PERIOD** — 3, JOHAN FRANZEN, 5/6/10 AT DETROIT (1-7 L), 1ST PERIOD

**MOST ASSISTS BY OPPONENT, PERIOD** — 3 (3 TIMES, MOST RECENT — BRAD RICHARDS [1-3=4], 4/27/08 VS. DALLAS [2-5 L], 3RD PERIOD)

**MOST PPG BY OPPONENT, PERIOD** — 1 (NUMEROUS TIMES, MOST RECENT — DUSTIN BYUGLIEN, 5/23/10 AT CHICAGO [2-4 L], 3RD PERIOD)

**MOST SHG BY OPPONENT, PERIOD** — 1 (NUMEROUS TIMES, MOST RECENT — DAN CLEARY, 4/28/07 AT DETROIT [2-3 L])

**MOST SHOTS BY OPPONENT, PERIOD** — 6 (2 TIMES, MOST RECENT — DINO CICCARELLI, 5/23/95 AT DETROIT [2-6 L]; 1ST PERIOD)

**MOST PENALTIES BY OPPONENT, PERIOD** — 4, (4 TIMES, MOST RECENT — CHRIS SIMON, 5/13/04 AT CALGARY [3-0 W]; 23 MINUTES) 3RD PERIOD

**MOST PIM BY OPPONENT, PERIOD** — 22, JAROME IGINLA (3 PENALTIES), 5/13/04 AT CALGARY (3-0 W); 3RD PERIOD





## GOALTENDERS

**MOST MINUTES, GAME** — 129:03, EVGENI NABOKOV, 5/4/08 AT DALLAS (1-2 L 4 OT)  
**FEWEST GOALS ALLOWED, GAME** — 0 (9 TIMES, MOST RECENT — EVGENI NABOKOV, 4/22/10 VS. COLORADO [5-0 W])  
**MOST GOALS ALLOWED, GAME** — 8 (2 TIMES, MOST RECENT — EVGENI NABOKOV, 5/4/02 AT COLORADO [2-8 L])  
**MOST SHOTS FACED, GAME** — 60, WADE FLAHERTY, 5/19/95 AT CALGARY (5-4 W 2OT)  
**MOST SHOTS FACED, PERIOD** — 21, ARTURS IRBE, 5/23/95 AT DETROIT (2-6 L) 1ST PERIOD  
**FEWEST SHOTS FACED, GAME** — 10, EVGENI NABOKOV, 4/15/08 AT CALGARY (3-2 W)  
**FEWEST SHOTS FACED, PERIOD (MIN. 18 MINUTES)** — 0, MIKKA KIPRUSOFF, 4/16/01 VS. ST. LOUIS (3-6 L)  
**MOST SAVES, GAME** — 56, WADE FLAHERTY, 5/19/95 AT CALGARY (5-4 W 2OT)  
**MOST SAVES, PERIOD** — 18, (2 TIMES, MOST RECENT — EVGENI NABOKOV, 5/4/08 AT DALLAS [1-2 L 4OT]; 4TH PERIOD)  
**MOST PENALTIES, GAME** — 1 (4 TIMES, MOST RECENT — EVGENI NABOKOV, 5/16/04 AT CALGARY [4-1 W]; 2 PIM)  
**MOST PIM, GAME** — 10, ARTURS IRBE, 5/15/95 AT CALGARY (0-5 L), 1 PENALTY  
**MOST POINTS, GAME** — 1 (2 TIMES, MOST RECENT — EVGENI NABOKOV [0-1=2], 5/1/02 AT COLORADO [6-3 W])  
**LONGEST SHUTOUT STREAK** — EVGENI NABOKOV, 178:14, 4/24/02 VS. COLORADO (1ST PERIOD) THRU 4/28/04 AT COLORADO (OT, 5:15)  
**MOST MINUTES, GAME BY OPPONENT** — 129:03, MARTY TURCO, 5/4/08 AT DALLAS (1-2 L 4 OT)  
**FEWEST GOALS ALLOWED, GAME BY OPPONENT** — 0 (14 TIMES, MOST RECENT — CRAIG ANDERSON, 4/18/10 AT COLORADO [0-1 LOT])  
**MOST GOALS ALLOWED, GAME BY OPPONENT** — 6, (2 TIMES, MOST RECENT — CRAIG ANDERSON, 4/16/10 VS. COLORADO [6-5 WOT])  
**MOST SHOTS FACED, GAME BY OPPONENT** — 62, MARTY TURCO, 5/04/08 AT DALLAS (1-2 L 4 OT)  
**MOST SHOTS FACED, PERIOD BY OPPONENT** — 27, MIKKA KIPRUSOFF, 4/10/08 VS. CALGARY (2-0 W), 2ND PERIOD  
**FEWEST SHOTS FACED, GAME BY OPPONENT** — 12, MIKE VERNON, 5/25/95 VS. DETROIT (1-6 L)  
**FEWEST SHOTS FACED, PERIOD BY OPPONENT (MIN. 18 MINUTES)** — 2 (6 TIMES, MOST RECENT — TOMAS VOKOUN, 4/11/07 AT NASHVILLE [5-4 W 2OT])  
**MOST SAVES, GAME BY OPPONENT** — 61, MARTY TURCO, 5/04/08 AT DALLAS (1-2 L 4 OT)  
**MOST SAVES, PERIOD BY OPPONENT** — 25, MIKKA KIPRUSOFF, 4/10/08 VS. CALGARY (2-0 W), 2ND PERIOD  
**MOST PENALTIES, GAME BY OPPONENT** — 2, (2 TIMES, MOST RECENT — ED BELFOUR, 5/5/00 VS. DALLAS (4-5 L), 4 PIM)  
**MOST PIM, GAME BY OPPONENT** — 12, ED BELFOUR, 4/26/98 VS. DALLAS (4-1 W), 2 PENALTIES  
**MOST POINTS, GAME BY OPPONENT** — 1 (4 TIMES, MOST RECENT — CHRIS OSGOOD (0-1=1), 4/12/04 AT ST. LOUIS [1-4 L])



Andrei Zyuzin (No. 20) scored the winning goal in overtime of Game Four of the 1998 Western Conference Quarterfinals.





NHL



## NATIONAL HOCKEY LEAGUE



### NATIONAL HOCKEY LEAGUE

#### New York

1185 Avenue of the Americas  
New York, N.Y. 10036  
212-789-2000  
Fax: 212-789-2020  
Communications Fax: 212-789-2070

#### Montréal

1800 McGill College Avenue, Suite 2600  
Montréal, Québec H3A 3J6  
514-841-9220  
Fax: 514-841-1070

#### Toronto

50 Bay Street, 11th Floor  
Toronto, Ontario M5J 2X8  
416-359-7900  
Communications Fax: 416-981-2769



*Gary B. Bettman*



*William Daly*

### EXECUTIVE

Commissioner . . . . . Gary B. Bettman  
Deputy Commissioner . . . . . William Daly  
Chief Operating Officer . . . . . John Collins  
Senior Executive Vice President of  
Hockey Operations . . . . . Colin Campbell

### COMMUNICATIONS

Sr. Vice President, P.R. and Media (Toronto) . . . . . Gary Meagher  
Group Vice President, Media Relations . . . . . Frank Brown  
V.P., Player Development/Event Comm. . . . . Jamey Horan  
Statistician and Information Officer . . . . . Benny Ercolani  
Senior Director, News Services . . . . . Greg Inglis  
Director, Media Relations . . . . . John Dellapina  
Director, Public Relations (Toronto) . . . . . Julie Young  
Senior Manager, Public Relations (Toronto) . . . . . Dave Keon



*On March 11, 2010, Chris Chelios tied a National Hockey League record by playing in his 26th season. The 48-year-old defenseman equalled the standard set by Gordie Howe in a game for the Atlanta Thrashers against Columbus.*





## 2010-11 NHL OFFICIALS

## REFEREES

NAME	NO
Auger, Stephane	15
*Banfield, David	44
*Charron, Frances	46
*Ciamaga, Chris	41
Devorski, Paul	10
Dwyer, Gord	19
Furlatt, Eric	27
Hasenfratz, Mike	30
*Hebert, Ghislain	49
*Hebert, Jean	43
Jackson, Dave	8
Joannette, Marc	25
Kimmerly, Greg	18
Kowal, Tom	32
Kozari, Steve	40
L'Ecuyer, Frederick	17
LaRue, Dennis	14
Lee, Chris	28
Leggo, Mike	3
Martell, Rob	26
McCauley, Wes	4
McCreary, Bill	7
Meier, Brad	34
Morton, Dean	36
O'Halloran, Dan	13
O'Rourke, Dan	9
Peel, Tim	20
Pochmara, Brian	16
Pollock, Kevin	33
Rehman, Kyle	37
Rooney, Chris	5
St. Laurent, Francois	38
St. Pierre, Justin	12
Sutherland, Kelly	11
Van Massenhoven, Don	21
*Vinnerborg, Marcus	45
Walkom, Stephen	24
Walsh, Ian	29
Watson, Brad	23
* — Minor League Referee	



## LINESMEN

NAME	NO	NAME	NO
Amell, Derek	75	McElman, Andy	90
Barton, Steve	59	Miller, Steve	89
Brisebois, David	96	Morin, Jean	97
Cameron, Lonnie	74	Murphy, Brian	93
Champoux, Pierre	67	Murray, Jonny	95
Cherrey, Scott	50	Nansen, Derek	70
Cormier, Michel	76	Nelson, Thor	80
Cvik, Mike	88	Nowak, Tim	77
Devorski, Greg	54	Pancich, Bryan	94
Driscoll, Scott	68	Racicot, Pierre	65
Galloway, Ryan	82	Rody, Vaughan	73
Gibbs, Darren	66	Schachte, Dan	52
Henderson, Don	91	Sericolo, Anthony	84
Heyer, Shane	55	Sharrers, Jay	57
Kovachik, Brad	71	Shewchyk, Mark	92
Lazarowich, Brad	86	Wheler, Mark	56
Mach, Brian	78		





## NHL TROPHIES

**HART MEMORIAL TROPHY** — An annual award to “the player adjudged to be the most valuable to his team.” Winner selected in a poll by the Professional Hockey Writers’ Association in all NHL cities at the end of the regular season schedule. **2010 Winner: Henrik Sedin, Vancouver Canucks**

**ART ROSS TROPHY** — An annual award to “the player who leads the League in scoring points at the end of the regular season.” **2010 Winner: Henrik Sedin, Vancouver Canucks**

**MAURICE “ROCKET” RICHARD TROPHY** — The Maurice “Rocket” Richard Trophy, a gift to the National Hockey League from the Montreal Canadiens, is presented to the player finishing the regular season as the League’s goal-scoring leader. During his 18-year career with the Canadiens from 1942-43 through 1959-60, Richard was the first player in NHL history to score 50 goals in a season and 500 for his career. He was the League’s top goal-scorer five times, played on eight Stanley Cup Champions and was inducted into the Hockey Hall of Fame in 1961.

**2010 Winners: Sidney Crosby, Pittsburgh Penguins and Steven Stamkos, Tampa Bay Lightning**

**CALDER MEMORIAL TROPHY** — An annual award to “the player selected as the most proficient in his first year of competition in the National Hockey League.” Winner selected in a poll by the Professional Hockey Writers’ Association at the end of the regular season schedule. To be eligible for this award, a player cannot have competed in more than 25 games in any single preceding season nor in six or more games in each of any two preceding seasons in any major professional league. Beginning in 1990-91, to be eligible for this award, a player must not have attained his 26th birthday by September 15 of the season in which he is eligible. **2010 Winner: Tyler Myers, Buffalo Sabres**

**JAMES NORRIS MEMORIAL TROPHY** — An annual award to “the defense player who demonstrates throughout the season the greatest all-round ability in the position.” Winner selected by a poll of the Professional Hockey Writers’ Association at the end of the regular schedule.

**2010 Winner: Duncan Keith, Chicago Blackhawks**

**VEZINA TROPHY** — An annual award to “the goalkeeper adjudged to be the best at his position” as voted by the general managers of each NHL club. Until the 1981-82 season, the goalkeeper(s) of the team allowing the fewest number of goals during the regular season were awarded the Vezina Trophy.

**2010 Winner: Ryan Miller, Buffalo Sabres**

**LADY BYNG MEMORIAL TROPHY** — An annual award to “the player adjudged to have exhibited the best type of sportsmanship and gentlemanly conduct combined with a high standard of playing ability.” Winner selected in poll by the Professional Hockey Writers’ Association at the end of the regular schedule.

**2010 Winner: Martin St. Louis, Tampa Bay Lightning**

**FRANK J. SELKE TROPHY** — An annual award to “the forward who best excels in the defensive aspects of the game.” Winner selected in a poll by the Professional Hockey Writers’ Association at the end of the regular schedule. **2010 Winner: Pavel Datsyuk, Detroit Red Wings**

**CONN SMYTHE TROPHY** — An annual award to “the most valuable player for his team in the playoffs.” Winner selected by the Professional Hockey Writers’ Association at the conclusion of the final game in the Stanley Cup Finals. **2010 Winner: Jonathan Toews, Chicago Blackhawks**

**WILLIAM M. JENNINGS TROPHY** — Since the 1981-82 season, an annual award to “the goalkeeper(s) having played a minimum of 25 games for the team with the fewest goals scored against it.”

**2010 Winners: Martin Brodeur and Yann Danis, New Jersey Devils**





Vancouver Canucks center Henrik Sedin won two trophies in 2009-10: the Art Ross Trophy (scoring) and the Hart Memorial Trophy (most valuable player).

**JACK ADAMS AWARD** — An annual award presented by the National Hockey League Broadcasters' Association to "the NHL coach adjudged to have contributed the most to his team's success." Poll taken at the conclusion of the regular season. **2010 Winner: Dave Tippett, Phoenix Coyotes**

**BILL MASTERTON MEMORIAL TROPHY** — An annual award under the trusteeship of the Professional Hockey Writers' Association to "the NHL player who best exemplifies the qualities of perseverance, sportsmanship and dedication to hockey." The winner is chosen by a poll among the PWHA at the conclusion of the regular season. **2010 Winner: Jose Theodore, Washington Capitals**

**LESTER PATRICK TROPHY** — An annual award "for outstanding service to hockey in the United States." Eligible recipients are players, officials, coaches, executives and referees. Winner selected by an award committee consisting of the Commissioner of the NHL, an NHL Governor, a representative of the N.Y. Rangers, a member of the Hockey Hall of Fame Builder's section, a member of the Hockey Hall of Fame Player's section, a member of the U.S. Hockey Hall of Fame, a member of the NHL Broadcasters' Association and a member of the Professional Hockey Writers' Association. Each except the League Commissioner is rotated annually. **2009-10 Winners: Mark Messier, Mike Richter and Jim Devellano**

**KING CLANCY MEMORIAL AWARD** — An annual award to "the player who best exemplifies leadership qualities on-and-off the ice and has made a noteworthy humanitarian contribution in his community." **2010 Winner: Shane Doan, Phoenix Coyotes**

**TED LINDSAY AWARD** — Known as the Lester B. Pearson Award until 2010, this annual award is presented to the NHL's outstanding player as selected by the members of the National Hockey League Players' Association. **2010 Winner: Alex Ovechkin, Washington Capitals**

**PRESIDENTS' TROPHY** — An annual award presented to the club finishing the regular season with the best overall record. **2010 Winner: Washington Capitals**





## ANAHEIM DUCKS



### HONDA CENTER

2695 E. Katella Ave.

Anaheim, Calif. 92806

Phone: 714-940-2900 • Fax: 714-940-2953

G.M.: Bob Murray

Coach: Randy Carlyle

P.R.: Alex Gilchrist, Steve Hoem, Lauren O'Gorman

Press Box: 714-704-2623

### PRACTICE FACILITY

Anaheim ICE


300 West Lincoln Ave.

Anaheim, Calif. 92805

Phone: 714-535-7465

### AHL AFFILIATE

Syracuse Crunch



Jonas Hiller

### ALL-TIME RECORD

VS. ANAHEIM	W	L	T	OT
SJ ALL-TIME Record	50	36	4	6
SJ HOME	23	21	2	2
SJ ROAD	27	15	2	4

### 2009-10 RESULTS

DATE	SITE	W	L	OT	SJ	OPP
10/3/2009	A	1	0	0	4	1
11/21/2009	A	1	0	0	3	2
12/12/2009	H	1	0	0	4	1
12/26/2009	H	1	0	0	5	2
1/21/2010	H	1	0	0	3	1
3/14/2010	A	0	1	0	2	4
<b>TOTALS</b>		<b>5</b>	<b>1</b>	<b>0</b>	<b>21</b>	<b>11</b>

### NOTES

- On March 29, 2000 in his first game against his former team, Teemu Selanne scored a hat trick in a 7-4 Sharks victory over Anaheim. Paul Kariya also posted a hat trick, only the third time in Sharks history that an opponent matched a Shark for goals in a game.
- On April 15, 2006 at HP Pavilion at San Jose, Jonathan Cheechoo recorded his fifth hat trick of 2005-06, his third against Anaheim, in San Jose's 6-3 win.
- On March 28, 2008, San Jose clinched its third Pacific Division Championship with a 3-1 victory at Anaheim. Joe Pavelski assisted on all three goals.
- Jeremy Roenick scored his 513th NHL goal at Anaheim on April 5, 2009.
- On Dec. 26, 2009, Patrick Marleau scored his 300th and 301st career NHL goals in a 5-2 Sharks win.

- Last Sharks Win** — Jan. 21, 2010 (Anaheim 1 @ Sharks 3)
- Last Anaheim Win** — March 14, 2010 (Sharks 2 @ Anaheim 4)
- Last Sharks Shutout** — March 15, 2009 (Sharks 1 @ Anaheim 0) (Evgeni Nabokov)
- Last Anaheim Shutout** — Oct. 17, 2008 (Sharks 0 @ Anaheim 4) (J.S. Giguere)
- Last Sharks Win At Home** — Jan. 21, 2010 (Anaheim 1 @ Sharks 3)
- Last Anaheim Win At Home** — March 14, 2010 (Sharks 2 @ Anaheim 4)
- Last Sharks Win At Anaheim** — Nov. 21, 2009 (Sharks 3 @ Anaheim 2)
- Last Anaheim Win At Sharks** — April 4, 2009 (Anaheim 5 @ Sharks 2)
- Last Sharks Overtime Win At Home** — Nov. 30, 2000 (Anaheim 2 @ Sharks 3 OT)
- Last Anaheim Overtime Win At Home** — Jan. 13, 2008 (Sharks 3 @ Anaheim 4 OT)
- Last Sharks Overtime Win At Anaheim** — Nov. 4, 2005 (Sharks 1 @ Anaheim 0 OT)
- Last Anaheim Overtime Win At Sharks** — March 22, 2003 (Anaheim 3 @ Sharks 2 OT)
- Last Sharks Shootout Win** — Dec. 16, 2007 (Sharks 2 @ Anaheim 1 SO)
- Last Sharks Shootout Loss** — Nov. 17, 2007 (Anaheim 3 @ Sharks 2 SO)
- Most Goals By Sharks** — 7, 2 times, MR, March 29, 2001 (Anaheim 4 @ Sharks 7)
- Most Goals By Anaheim** — 7, MR, Feb. 6, 2007 (Anaheim 7 @ Sharks 4)
- Most Goals By Both Teams** — 11, 2 times, MR, Feb. 6, 2007 (Anaheim 7 @ Sharks 4)
- Last Sharks Hat Trick** — Jonathan Cheechoo, April 15, 2006 (Anaheim 3 @ Sharks 6)
- Last Anaheim Hat Trick** — Paul Kariya, March 29, 2001 (Anaheim 4 @ Sharks 7)
- Last Sharks Penalty Shot** — Torrey Mitchell (Unsuccessful — Jean-Sebastien Giguere), Dec. 17, 2009 (Sharks 4 @ Anaheim 1)
- Last Anaheim Penalty Shot** — Todd Bertuzzi (Unsuccessful — Evgeni Nabokov), Dec. 22, 2007 (Anaheim 5 @ Sharks 2)

### 2009-10 DUCKS LEADERS

<b>Goals</b>	Bobby Ryan, 35
<b>Assists</b>	Ryan Getzlaf, 50
<b>Points</b>	Corey Perry, 76
<b>Shots</b>	Corey Perry, 270
<b>GAA</b>	Jonas Hiller, 2.73
<b>Wins</b>	Jonas Hiller, 30
<b>Shutouts</b>	Jonas Hiller, 2
<b>Save %</b>	Jonas Hiller, .918
<b>Record</b>	39-32-11, 89 pts.
	4th/Pacific Division
	11th/Western Conference

### 2010 PLAYOFFS

Did not qualify





## ATLANTA THRASHERS



## PHILIPS ARENA

One Philips Drive  
Atlanta, Ga. 30303  
Phone: 404-878-3800 • Fax: 404-878-3712  
G.M.: Rick Dudley  
Coach: Craig Ramsay  
P.R.: Rob Koch, Rob Tillotson, Matt Conti  
Press Box: 404-878-3478/3479

## PRACTICE FACILITY

Duluth Ice Forum  
2300 Satellite Blvd.  
Suite 200  
Duluth, Ga. 30097  
Phone: 404-878-3200  
Fax: 404-878-3201

## AHL AFFILIATE

Chicago Wolves



Evander Kane

## ALL-TIME RECORD

VS. ATLANTA	W	L	T	OL
SJ ALL-TIME Record	9	0	2	1
SJ HOME	5	0	1	0
SJ ROAD	4	0	1	1

## 2009-10 RESULTS

DATE	SITE	W	L	OT	SJ	OPP
10/24/2009	A	1	0	0	4	3
<b>TOTALS</b>		<b>1</b>	<b>0</b>	<b>0</b>	<b>4</b>	<b>3</b>

## NOTES

- On Jan. 10, 2004, the Sharks set a franchise record for most consecutive games recording a point at home (13, 8-0-3-2) in a 5-2 win over the Thrashers.
- On that same date, Patrick Marleau reached and surpassed the 300-point plateau with a goal (300) and assist (301).
- On Dec. 6, 2005, Marleau tied a franchise record for most points (nine, a goal and eight assists) in a three-game span set in Dec. 1992 by Kelly Kisio with three assists.
- Jeremy Roenick recorded his 700th assist in San Jose against the Thrashers on Feb. 21, 2009.

**Last Sharks Win** — Oct. 24, 2009 (Sharks 4 @ Atlanta 3)  
**Last Atlanta Win** — Nov. 13, 2002 (Sharks 2 @ Atlanta 3 OT)  
**Last Sharks Shutout** — Feb. 11, 2000 (Sharks 3 @ Atlanta 0) (Steve Shields)  
**Last Atlanta Shutout** — None  
**Last Sharks Win At Home** — Feb. 21, 2009 (Atlanta 1 @ Sharks 3)  
**Last Atlanta Win At Home** — Nov. 13, 2002 (Sharks 2 @ Atlanta 3 OT)  
**Last Sharks Win At Atlanta** — Oct. 24, 2009 (Sharks 4 @ Atlanta 3)  
**Last Atlanta Win At Sharks** — None  
**Last Sharks Overtime Win At Home** — None  
**Last Atlanta Overtime Win At Home** — Nov. 13, 2002 (Sharks 2 @ Atlanta 3 OT)  
**Last Sharks Overtime Win At Atlanta** — None  
**Last Atlanta Overtime Win At Sharks** — None  
**Last Sharks Shootout Win** — None  
**Last Sharks Shootout Loss** — None  
**Most Goals By Sharks** — 5, 4 times, MR, March 22, 2007 (Sharks 5 @ Atlanta 1)  
**Most Goals By Atlanta** — 3, 3 times, MR, Oct. 24, 2009 (Sharks 4 @ Atlanta 3)  
**Most Goals By Both Teams** — 8, Dec. 6, 2005 (Atlanta 3 @ Sharks 5)  
**Last Sharks Hat Trick** — Jonathan Cheechoo, March 22, 2007 (Sharks 5 @ Atlanta 1)  
**Last Atlanta Hat Trick** — None  
**Last Sharks Penalty Shot** — None  
**Last Atlanta Penalty Shot** — None

## 2009-10 THRASHERS LEADERS

<b>Goals</b>	Ilya Kovalchuk, 31
<b>Assists</b>	Tobias Enstrom, 44
<b>Points</b>	Nik Antropov, 67
<b>Shots</b>	Maxim Afinogenov, 181
<b>GAA</b>	Johan Hedberg, 2.62
<b>Wins</b>	Johan Hedberg, 21
<b>Shutouts</b>	Johan Hedberg, 3
<b>Save %</b>	Johan Hedberg, .915
<b>Record</b>	35-34-13, 83 pts. 2nd/Southeast Division 10th/Eastern Conference

## 2010 PLAYOFFS

Did not qualify





## BOSTON BRUINS



### TD GARDEN

100 Legends Way  
Boston, Mass. 02114

Phone: 617-624-2327 • Fax: 617-523-7184

G.M.: Peter Chiarelli

Coach: Claude Julien

P.R.: Matthew Chmura, Eric Tosi, Kelly Mohr

Press Box: 617-624-2900

### PRACTICE FACILITY

Ristuccia Memorial Arena  
190 Main St.  
Wilmington, Mass. 01887

### AHL AFFILIATE

Providence Bruins



Patrice Bergeron

### ALL-TIME RECORD

VS. BOSTON	W	L	T	OL
SJ ALL-TIME Record	6	13	5	1
SJ HOME	4	6	2	1
SJ ROAD	2	7	3	0

### 2009-10 RESULTS

DATE	SITE	W	L	OT	SJ	OPP
1/14/2010	H	0	0	1	1	2
<b>TOTALS</b>		<b>0</b>	<b>0</b>	<b>1</b>	<b>1</b>	<b>2</b>

### NOTES

- The Sharks are 5-3-1-1 in their last 10 games vs. Boston.
- On Nov. 6, 2003, Vesa Toskala set career marks in shots faced (52) and saves (47) in a 5-5 tie.
- On Jan. 10, 2006, the Sharks defeated the Bruins in Boston for the first time in franchise history, which was Joe Thornton's first game against his former team following the Nov. 30, 2005 trade to San Jose. Thornton was ejected at 5:13 of the first period for cross-checking Hal Gill.
- Joe Thornton scored his first goal against Boston on Feb. 10, 2009, his second match against them since being traded from the Bruins in 2005.

**Last Sharks Win** — Feb. 10, 2009 (Sharks 5 @ Boston 2)  
**Last Boston Win** — Jan. 14, 2010 (Boston 2 @ Sharks 1 SO)  
**Last Sharks Shutout** — None  
**Last Boston Shutout** — Oct. 18, 1998 (Sharks 0 @ Boston 3)

(Rob Tallas)

**Last Sharks Win At Home** — March 21, 2003 (Boston 2 @ Sharks 3)  
**Last Boston Win At Home** — Dec. 23, 2002 (Sharks 2 @ Boston 5)  
**Last Sharks Win At Boston** — Feb. 10, 2009 (Sharks 5 @ Boston 2)  
**Last Boston Win At Sharks** — Jan. 14, 2010 (Boston 2 @ Sharks 1 SO)  
**Last Sharks Overtime Win At Home** — None  
**Last Boston Overtime Win At Home** — None  
**Last Sharks Overtime Win At Boston** — None  
**Last Boston Overtime Win At Sharks** — None  
**Last Sharks Shootout Win** — None  
**Last Sharks Shootout Loss** — Jan. 14, 2010 (Boston 2 @ Sharks 1 SO)  
**Most Goals By Sharks** — 6, 3 times, MR, Jan. 10, 2006 (Sharks 6 @ Boston 2)  
**Most Goals By Boston** — 8, Oct. 15, 1992 (Boston 8 @ Sharks 2)  
**Most Goals By Both Teams** — 13, March 23, 1992 (Sharks 6 @ Boston 7)  
**Last Sharks Hat Trick** — None  
**Last Boston Hat Trick** — None  
**Last Sharks Penalty Shot** — Patrick Marleau (Unsuccessful — Steve Shields), March 21, 2003 (Boston 2 @ Sharks 3)  
**Last Boston Penalty Shot** — Rick Tocchet (Unsuccessful — Geoff Sarjeant), March 18, 1996 (Sharks 3 @ Boston 3)

### 2009-10 BRUINS LEADERS

<b>Goals</b>	Marco Sturm, 22
<b>Assists</b>	Zdeno Chara, 37
<b>Points</b>	Patrice Bergeron, 52
<b>Shots</b>	Zdeno Chara, 242
<b>GAA</b>	Tuukka Rask, 1.97
<b>Wins</b>	Tuukka Rask, 22
<b>Shutouts</b>	Tuukka Rask and Tim Thomas, 5
<b>Save %</b>	Tuukka Rask, .931
<b>Record</b>	39-30-13, 91 pts. 3rd/Northeast Division 6th/Eastern Conference

### 2010 PLAYOFFS

**Eastern Conference Quarterfinals:** Defeated Buffalo, 4-2  
**Eastern Conference Semifinals:** Lost to Philadelphia, 4-3





## BUFFALO SABRES



## HSBC ARENA

One Seymour H. Knox III Plaza  
Buffalo, N.Y. 14203

Phone: 716-855-4100 • Fax: 716-855-4162

G.M.: Darcy Regier

Coach: Lindy Ruff

P.R.: Michael Gilbert, Kevin Snow, Chris Bandura

Press Box: 716-855-4536

## PRACTICE FACILITY

Pepsi Center  
615 Amherst Manor Drive  
Williamsville, N.Y. 14221  
Phone: 716-631-7555

## AHL AFFILIATE

Portland Pirates



Tyler Myers

## ALL-TIME RECORD

VS. BUFFALO	W	L	T	OL
SJ ALL-TIME Record	7	14	4	1
SJ HOME	6	2	4	0
SJ ROAD	1	12	0	1

## 2009-10 RESULTS

DATE	SITE	W	L	OT	SJ	OPP
1/23/2010	H	1	0	0	5	2
2/13/2010	A	0	1	0	1	3
<b>TOTALS</b>		<b>1</b>	<b>1</b>	<b>0</b>	<b>6</b>	<b>5</b>

## NOTES

- On Nov. 5, 1992 in San Jose, Larry DePalma and Dave Snuggerud scored goals seven seconds apart. They set a franchise record for the fastest two goals in a game during San Jose's 7-5 win.
- San Jose had never defeated the Sabres in Buffalo, until Dec. 2, 2005 — Joe Thornton's Sharks debut. In that game, a 5-0 San Jose win, goaltenders Evgeni Nabokov and Nolan Schaefer combined for the shutout, the first between the two teams.
- Buffalo has defeated San Jose just twice in California. The first win came on Nov. 12, 1991 at the Cow Palace. The next victory came 16 years later on Dec. 8, 2007 in a 7-1 decision at HP Pavilion at San Jose.

**Last Sharks Win** — Jan. 23, 2010 (Buffalo 2 @ Sharks 5)

**Last Buffalo Win** — Feb. 13, 2010 (Sharks 1 @ Buffalo 3)

**Last Sharks Shutout** — Dec. 2, 2005 (Sharks 5 @ Buffalo 0)  
(Evgeni Nabokov and Nolan Schaefer)

**Last Buffalo Shutout** — None

**Last Sharks Win At Home** — Jan. 23, 2010 (Buffalo 2 @ Sharks 5)

**Last Buffalo Win At Home** — Feb. 13, 2010 (Sharks 1 @ Buffalo 3)

**Last Sharks Win At Buffalo** — Dec. 2, 2005 (Sharks 5 @ Buffalo 0)

**Last Buffalo Win At Sharks** — Dec. 8, 2007 (Buffalo 7 @ Sharks 1)

**Last Sharks Overtime Win At Home** — March 15, 2000 (Buffalo 5 @ Sharks 6 OT)

**Last Buffalo Overtime Win At Home** — None

**Last Sharks Overtime Win At Buffalo** — None

**Last Buffalo Overtime Win At Sharks** — None

**Last Sharks Shootout Win** — None

**Last Sharks Shootout Loss** — Feb. 13, 2009 (Sharks 5 @ Buffalo 6 SO)

**Most Goals By Sharks** — 7, Nov. 5, 1992 (Buffalo 5 @ Sharks 7)

**Most Goals By Buffalo** — 7, 4 times, MR, Dec. 8, 2007 (Buffalo 7 @ Sharks 1)

**Most Goals By Both Teams** — 13, Feb. 14, 1992 (Sharks 6 @ Buffalo 7)

**Last Sharks Hat Trick** — None

**Last Buffalo Hat Trick** — Donald Audette, Nov. 8, 1995 (Sharks 2 @ Buffalo 7)

**Last Sharks Penalty Shot** — None

**Last Buffalo Penalty Shot** — None

## 2009-10 SABRES LEADERS

<b>Goals</b>	Thomas Vanek, 28
<b>Assists</b>	Tim Connolly, 48
<b>Points</b>	Derek Roy, 69
<b>Shots</b>	Jason Pominville, 252
<b>GAA</b>	Ryan Miller, 2.22
<b>Wins</b>	Ryan Miller, 41
<b>Shutouts</b>	Ryan Miller, 5
<b>Save %</b>	Ryan Miller, .929
<b>Record</b>	45-27-10, 100 pts. 1st/Northeast Division 3rd/Eastern Conference

## 2010 PLAYOFFS

**Eastern Conference Quarterfinals:** Lost to Boston, 4-2





## CALGARY FLAMES



### PENGROWTH SADDLEDOME

P.O. Box 1540, Station M  
Calgary, Alberta T2P 3B9

Phone: 403-777-4646 • Fax: 403-777-2171

G.M.: Darryl Sutter

Coach: Brent Sutter

P.R.: Peter Hanlon, Sean Kelso, Bernie Hargrave

Press Box: 403-264-0636

### AHL AFFILIATE

Abbotsford Heat



*Rene Bourque*

### ALL-TIME RECORD

VS. CALGARY	W	L	T	OL
SJ ALL-TIME Record	32	43	8	3
SJ HOME	18	20	4	2
SJ ROAD	14	23	4	1

### 2009-10 RESULTS

DATE	SITE	W	L	OT	SJ	OPP
1/5/2010	H	0	1	0	1	2
1/18/2010	H	1	0	0	9	1
3/19/2010	A	0	1	0	3	4
4/6/2010	A	1	0	0	2	1
<b>TOTALS</b>		<b>2</b>	<b>2</b>	<b>0</b>	<b>15</b>	<b>8</b>

### NOTES

- The Flames were responsible for San Jose's initial victory (Oct. 8, 1991, 4-3 at the Cow Palace) and first road win (Nov. 30, 1991, 2-1 at Calgary).
- On April 5, 2007 at HP Pavilion, Joe Thornton had two assists to give him 90. He became only the third player in NHL history to have consecutive 90-assist seasons (Wayne Gretzky, 12 in a row from 1980-81 through 1991-92, and Mario Lemieux, 1988-89 and 1997-98).
- On Nov. 13, 2008 in a 6-1 win over Calgary, Christian Ehrhoff, Dan Boyle and Rob Blake had three assists each, marking the first time in franchise history three different defensemen recorded three assists in one game.
- On April 6, 2010, Rob Blake surpassed Paul Coffey for third all-time amongst defensemen with his 136th power play goal and the Sharks captured their third consecutive Pacific Division title with a 2-1 win.

- Last Sharks Win** — April 6, 2010 (Sharks 2 @ Calgary 1)
- Last Calgary Win** — March 19, 2010 (Sharks 3 @ Calgary 4)
- Last Sharks Shutout** — Feb. 6, 2002 (Calgary 0 @ Sharks 2) (Evgeni Nabokov)
- Last Calgary Shutout** — March 4, 2006 (Sharks 0 @ Calgary 2) (Miikka Kiprusoff)
- Last Sharks Win At Home** — Jan. 18, 2010 (Calgary 1 @ Sharks 9)
- Last Calgary Win At Home** — March 19, 2010 (Sharks 3 @ Calgary 4)
- Last Sharks Win At Calgary** — April 6, 2010 (Sharks 2 @ Calgary 1)
- Last Calgary Win At Sharks** — Jan. 5, 2010 (Calgary 2 @ Sharks 1)
- Last Sharks Overtime Win At Home** — Oct. 29, 2005 (Calgary 2 @ Sharks 3 SO)
- Last Calgary Overtime Win At Home** — Nov. 10, 1999 (Sharks 3 @ Calgary 4 OT)
- Last Sharks Overtime Win At Calgary** — March 22, 1996 (Sharks 2 @ Calgary 1 OT)
- Last Calgary Overtime Win At Sharks** — Feb. 12, 2008 (Calgary 4 @ Sharks 3 OT)
- Last Sharks Shootout Win** — Oct. 29, 2005 (Calgary 2 @ Sharks 3 SO)
- Last Sharks Shootout Loss** — None
- Most Goals By Sharks** — 9, Jan. 18, 2010 (Calgary 1 @ Sharks 9)
- Most Goals By Calgary** — 13, Feb. 10, 1993 (Sharks 1 @ Calgary 13)
- Most Goals By Both Teams** — 14, Feb. 10, 1993 (Sharks 1 @ Calgary 13)
- Last Sharks Hat Trick** — Alexei Yegorov, Feb. 20, 1996 (Sharks 3 @ Calgary 5)
- Last Calgary Hat Trick** — Owen Nolan, Jan. 30, 2008 (Sharks 4 @ Calgary 5)
- Last Sharks Penalty Shot** — None
- Last Calgary Penalty Shot** — Tony Amonte (Unsuccessful — Nolan Schaefer), Oct. 29, 2005 (Calgary 2 @ Sharks 3 SO)

### 2009-10 FLAMES LEADERS

<b>Goals</b>	Jarome Iginla, 32
<b>Assists</b>	Jarome Iginla, 37
<b>Points</b>	Jarome Iginla, 69
<b>Shots</b>	Jarome Iginla, 257
<b>GAA</b>	Miikka Kiprusoff, 2.31
<b>Wins</b>	Miikka Kiprusoff, 35
<b>Shutouts</b>	Miikka Kiprusoff, 4
<b>Save %</b>	Miikka Kiprusoff, .920
<b>Record</b>	40-32-10, 90 pts. 3rd/Northwest Division 10th/Western Conference

### 2010 PLAYOFFS

Did not qualify





## CAROLINA HURRICANES



## RBC CENTER

1400 Edwards Mill Road

Raleigh, N.C. 27607

Phone: 919-467-7825 • Fax: 919-462-0123

G.M.: Jim Rutherford

Coach: Paul Maurice

P.R.: Mike Sundheim, Kyle Hanlin

Press Box: 919-861-2300

Exts.: 6531, 6562, 6563, 6564

## PRACTICE FACILITY

Rec Zone

912 Hodges St.

Raleigh, N.C. 27608

Phone: 919-754-0441

## AHL AFFILIATE

Charlotte Checkers



Jussi Jokinen

## ALL-TIME RECORD

VS. CAROLINA	W	L	T	OL
SJ ALL-TIME Record	14	11	0	1
SJ HOME	8	4	0	1
SJ ROAD	6	7	0	0
Hfd	3	3	0	0
Car	1	4	0	0

## 2009-10 RESULTS

DATE	SITE	W	L	OT	SJ	OPP
11/1/2009	A	1	0	0	5	1
<b>TOTALS</b>		<b>1</b>	<b>0</b>	<b>0</b>	<b>5</b>	<b>1</b>

## NOTES

- On Dec. 3, 1992 vs. Hartford at the Cow Palace, Rob Gaudreau recorded the first hat trick in Sharks history.
- On Feb. 5, 2003 in San Jose, three Sharks defensemen (Brad Stuart, Bryan Marchment and Mike Rathje) each scored a goal — the first time Sharks defensemen did this since Jan. 1, 2002.
- On Dec. 10, 2005 at HP Pavilion, Joe Thornton set a franchise record for consecutive multi-point games (five) in San Jose's 4-3 win over the Hurricanes.
- The Sharks lost to the 2006 Stanley Cup Champion Hurricanes in their only meeting of the 2006-07 regular season. The loss ended a franchise-record 10-game point streak.
- On Nov. 1, 2009, the Sharks had three defensemen (Kent Huskins, Douglas Murray and Marc-Edouard Vlasic) tally goals for the first time since 2003 (also against Carolina).

- Last Sharks Win** — Nov. 1, 2009 (Sharks 5 @ Carolina 1)  
**Last Carolina Win** — Feb. 5, 2009 (Carolina 4 @ Sharks 3 SO)  
**Last Sharks Shutout** — Feb. 10, 2002 (Carolina 0 @ Sharks 4) (Evgeni Nabokov)  
**Last Carolina Shutout** — Oct. 28, 2003 (San Jose 0 @ Carolina 3) (Kevin Weeks)  
**Last Sharks Win At Home** — Dec. 10, 2005 (Carolina 3 @ Sharks 4)  
**Last Carolina Win At Home** — March 24, 2007 (San Jose 4 @ Carolina 6)  
**Last Sharks Win At Carolina** — Nov. 1, 2009 (Sharks 5 @ Carolina 1)  
**Last Carolina Win At Sharks** — Feb. 5, 2009 (Carolina 4 @ Sharks 3 SO)  
**Last Sharks Overtime Win At Home** — None  
**Last Carolina Overtime Win At Home** — None  
**Last Sharks Overtime Win At Carolina** — None  
**Last Carolina Overtime Win At Sharks** — None  
**Last Sharks Shootout Win** — None  
**Last Sharks Shootout Loss** — Feb. 5, 2009 (Carolina 4 @ Sharks 3)  
**Most Goals By Sharks** — 8, 2 times, MR, Jan. 30, 1996 (Hartford 2 @ Sharks 8)  
**Most Goals By Carolina** — 7, 2 times, MR, Nov. 7, 1995 (Hartford 7 @ Sharks 3)  
**Most Goals By Both Teams** — 12, Dec. 3, 1992 (Hartford 7 @ Sharks 5)  
**Last Sharks Hat Trick** — Kevin Miller, Jan. 30, 1996 (Hartford 2 @ Sharks 8)  
**Last Carolina Hat Trick** — Josef Vasicek, Oct. 28, 2003 (Sharks 0 @ Carolina 3)  
**Last Sharks Penalty Shot** — None  
**Last Carolina Penalty Shot** — Matt Cullen (Successful — Evgeni Nabokov), Feb. 5, 2009 (Carolina 4 @ Sharks 3)

## 2009-10 HURRICANES LEADERS

<b>Goals</b>	Jussi Jokinen, 30
<b>Assists</b>	Eric Staal, 41
<b>Points</b>	Eric Staal, 70
<b>Shots</b>	Eric Staal, 277
<b>GAA</b>	Cam Ward, 2.69
<b>Wins</b>	Cam Ward, 18
<b>Shutouts</b>	Manny Legace, 1
<b>Save %</b>	Cam Ward, .916
<b>Record</b>	35-37-10, 80 pts. 3rd/Southeast Division 11th/Eastern Conference

## 2010 PLAYOFFS

Did not qualify





## CHICAGO BLACKHAWKS



### UNITED CENTER

1901 W. Madison St.  
Chicago, Ill. 60612

Phone: 312-455-7000 • Fax: 312-455-7041

G.M.: Stan Bowman

Coach: Joel Quenneville

P.R.: Brandon Faber, Adam Rogowin, Paul Kennedy

Press Box: 312-455-4678

### PRACTICE FACILITY

The Edge


735 E. Jefferson St.  
Bensenville, Ill. 60106

Phone: 630-350-8411

Fax: 630-350-8415

### AHL AFFILIATE

Rockford Ice Hogs



Brent Seabrook

### ALL-TIME RECORD

VS. CHICAGO	W	L	T	OL
SJ ALL-TIME Record	37	23	5	6
SJ HOME	19	11	3	2
SJ ROAD	18	12	2	4

### 2009-10 RESULTS

DATE	SITE	W	L	OT	SJ	OPP
11/15/2009	A	0	0	1	3	4
11/25/2009	H	0	1	0	2	7
12/22/2009	A	1	0	0	3	2
1/28/2010	H	0	0	1	3	4
<b>TOTALS</b>		<b>1</b>	<b>1</b>	<b>2</b>	<b>11</b>	<b>17</b>

### NOTES

- On Oct. 4, 1999 in a 7-1 victory at San Jose, Owen Nolan and Jeff Friesen recorded hat tricks, the first multiple hat trick game in franchise history.
- On Feb. 3, 2007 at HP Pavilion at San Jose, Vesa Toskala became the first Sharks goaltender to have a multi-point game with two assists.
- On March 13, 2007, Bill Guerin recorded a hat trick (with his third goal coming on his first successful penalty shot) in a 7-1 victory at HP Pavilion at San Jose.
- On March 21, 2007 at Chicago, the Sharks established a franchise record for most regular season wins (45) in a 4-1 victory.
- On Dec. 22, 2009, the Sharks pulled out a 3-2 win in Chicago despite being outshot by the largest margin in franchise history, 47-14.
- On Jan. 28, 2010, Dany Heatley recorded his 600th point as the Sharks lost in overtime, 4-3.

- Last Sharks Win** — Dec. 22, 2009 (Sharks 3 @ Chicago 2)
- Last Chicago Win** — Jan. 28, 2010 (Chicago 4 @ Sharks 3 OT)
- Last Sharks Shutout** — Feb. 22, 2007 (Sharks 2 @ Chicago 0) (Evgeni Nabokov)
- Last Chicago Shutout** — March 6, 1999 (Chicago 4 @ Sharks 0) (Jocelyn Thibault)
- Last Sharks Win At Home** — Nov. 26, 2008 (Chicago 2 @ Sharks 3)
- Last Chicago Win At Home** — Nov. 15, 2009 (Sharks 3 @ Chicago 4 OT)
- Last Sharks Win At Chicago** — Dec. 22, 2009 (Sharks 3 @ Chicago 2)
- Last Chicago Win At Sharks** — Jan. 28, 2010 (Chicago 4 @ Sharks 3 OT)
- Last Sharks Overtime Win At Home** — Feb. 10, 2001 (Chicago 2 @ Sharks 3 OT)
- Last Chicago Overtime Win At Home** — Nov. 15, 2009 (Sharks 3 @ Chicago 4 OT)
- Last Sharks Overtime Win At Chicago** — March 26, 2006 (Sharks 5 @ Chicago 4 OT)
- Last Chicago Overtime Win At Sharks** — Jan. 28, 2010 (Chicago 4 @ Sharks 3 OT)
- Last Sharks Shootout Win** — Feb. 2, 2008 (Chicago 2 @ Sharks 3 SO)
- Last Sharks Shootout Loss** — March 25, 2009 (Sharks 5 @ Chicago 6 SO)
- Most Goals By Sharks** — 7, 3 times, MR, March 13, 2007 (Chicago 1 @ Sharks 7)
- Most Goals By Chicago** — 7, 4 times, MR, Nov. 25, 2009 (Chicago 7 @ Sharks 2)
- Most Goals By Both Teams** — 11, 2 times, MR, March 25, 2009 (Sharks 5 @ Chicago 6)
- Last Sharks Hat Trick** — Bill Guerin, March 13, 2007 (Chicago 1 @ Sharks 7)
- Last Chicago Hat Trick** — Tyler Arnason, Dec. 28, 2002 (Chicago 3 @ Sharks 3 OT)
- Last Sharks Penalty Shot** — None
- Last Chicago Penalty Shot** — None

### 2009-10 BLACKHAWKS LEADERS

<b>Goals</b>	Patrick Kane, 30
<b>Assists</b>	Patrick Kane, 58
<b>Points</b>	Patrick Kane, 88
<b>Shots</b>	Patrick Sharp, 266
<b>GAA</b>	Antti Niemi, 2.25
<b>Wins</b>	Antti Niemi and Cristobal Huet, 26
<b>Shutouts</b>	Antti Niemi, 7
<b>Save %</b>	Antti Niemi, .912
<b>Record</b>	52-22-8, 112 pts.
	1st/Central Division
	2nd/Western Conference
	Western Conference Champions
	Stanley Cup Champions

### 2010 PLAYOFFS

- Western Conference Quarterfinals:** Defeated Nashville, 4-2
- Western Conference Semifinals:** Defeated Vancouver, 4-2
- Western Conference Finals:** Defeated San Jose, 4-0
- Stanley Cup Finals:** Defeated Philadelphia, 4-2





## COLORADO AVALANCHE



## PEPSI CENTER

1000 Chopper Circle  
Denver, Colo. 80204

Phone: 303-405-1100 • Fax: 303-893-0614

G.M.: Greg Sherman

Coach: Joe Sacco

P.R.: Jean Martineau, Brendan McNicholas, Craig Stancher

Press Box: 303-575-1926

## PRACTICE FACILITY

South Suburban  
Family Sports Center  
6901 S. Peoria St.  
Englewood, Colo. 80112

## AHL AFFILIATE

Lake Erie Monsters



Matt Duchene

## ALL-TIME RECORD

VS. COLORADO	W	L	T	OL
SJ ALL-TIME Record	25	35	5	2
SJ HOME	15	18	1	0
SJ ROAD All-Time	10	17	4	2
Col	10	14	4	2
Que	0	3	0	0

## 2009-10 RESULTS

DATE	SITE	W	L	OT	SJ	OPP
10/1/2009	A	0	1	0	2	5
10/30/2009	H	1	0	0	3	1
3/28/2010	H	1	0	0	4	3
4/4/2010	A	0	0	1	4	5
<b>TOTALS</b>		<b>2</b>	<b>1</b>	<b>1</b>	<b>13</b>	<b>14</b>

## NOTES

- On Nov. 8, 2005 at the Pepsi Center, Pierre Turgeon became the 34th player in NHL history to score 500 goals.
- On March 18, 2007 in Colorado, Ron Wilson became the 13th in NHL history to coach 1,000 games.
- On April 7, 2009 at San Jose, Evgeni Nabokov and Peter Budaj both earned a shutout as the game was scoreless in regulation. San Jose eventually recorded the first 1-0 shootout win in franchise history. This was Nabokov's seventh shutout of the season, 47th of his career.

- Last Sharks Win** — March 28, 2010 (Colorado 3 @ Sharks 4)
- Last Colorado Win** — April 4, 2010 (Sharks 4 @ Colorado 5 OT)
- Last Sharks Shutout** — April 7, 2009 (Colorado 0 @ Sharks 1 SO) (Evgeni Nabokov)
- Last Colorado Shutout** — April 7, 2009 (Colorado 0 @ Sharks 1 SO) (Peter Budaj)
- Last Sharks Win At Home** — March 28, 2010 (Colorado 3 @ Sharks 4)
- Last Colorado Win At Home** — April 4, 2010 (Sharks 4 @ Colorado 5 OT)
- Last Sharks Win At Colorado** — Nov. 2, 2008 (Sharks 5 @ Colorado 3)
- Last Colorado Win At Sharks** — Feb. 6, 2008 (Colorado 3 @ Sharks 1)
- Last Sharks Overtime Win At Home** — April 4, 1997 (Colorado 6 @ Sharks 7 OT)
- Last Colorado Overtime Win At Home** — April 4, 2010 (Sharks 4 @ Colorado 5 OT)
- Last Sharks Overtime Win At Colorado** — Jan. 15, 2002 (Sharks 1 @ Colorado 0 OT)
- Last Colorado Overtime Win At Sharks** — Jan. 27, 1996 (Colorado 4 @ Sharks 3 OT)
- Last Sharks Shootout Win** — April 7, 2009 (Colorado 0 @ Sharks 1 SO)
- Last Sharks Shootout Loss** — None
- Most Goals By Sharks** — 7, 3 times, MR, April 4, 1997 (Colorado 6 @ Sharks 7 OT)
- Most Goals By Colorado** — 12, Dec. 5, 1995 (Sharks 2 @ Colorado 12)
- Most Goals By Both Teams** — 15, Dec. 12, 1992 (Quebec 8 @ Sharks 7)
- Last Sharks Hat Trick** — Tony Granato, April 4, 1997 (Colorado 6 @ Sharks 7 OT)
- Last Colorado Hat Trick** — Steven Reinprecht, Jan. 4, 2002 (Colorado 6 @ Sharks 1)
- Last Sharks Penalty Shot** — Mike Grier (Unsuccessful — Jose Theodore), Dec. 7, 2006 (Colorado 5 @ Sharks 2)
- Last Colorado Penalty Shot** — None

## 2009-10 AVALANCHE LEADERS

<b>Goals</b>	Chris Stewart, 28
<b>Assists</b>	Paul Stastny, 59
<b>Points</b>	Paul Stastny, 79
<b>Shots</b>	Chris Stewart, 221
<b>GAA</b>	Peter Budaj and Craig Anderson, 2.64
<b>Wins</b>	Craig Anderson, 38
<b>Shutouts</b>	Craig Anderson, 7
<b>Save %</b>	Peter Budaj and Craig Anderson, .917
<b>Record</b>	43-30-9, 95 pts. 2nd/Northwest Division 8th/Western Conference

## 2010 PLAYOFFS

**Western Conference Quarterfinals:** Lost to San Jose, 4-2





## COLUMBUS BLUE JACKETS



### NATIONWIDE ARENA

200 W. Nationwide Blvd.  
Columbus, Ohio 43215

Phone: 614-246-4625 • Fax: 614-246-4007

G.M.: Scott Howson

Coach: Scott Arniel

P.R.: Todd Sharrock, Ryan Holtmann

Press Box: 614-246-3251/3252

### PRACTICE FACILITY

Dispatch Ice Haus  
200 W. Nationwide Blvd.  
Columbus, Ohio 43215  
Phone: 614-246-3380

### AHL AFFILIATE

Springfield Falcons



Antoine Vermette

### ALL-TIME RECORD

VS. COLUMBUS	W	L	T	OL
SJ ALL-TIME Record	25	8	0	3
SJ HOME	17	0	0	1
SJ ROAD	8	8	0	2

### 2009-10 RESULTS

DATE	SITE	W	L	OT	SJ	OPP
10/8/2009	H	1	0	0	6	3
11/4/2009	A	1	0	0	3	2
2/10/2010	A	0	1	0	0	3
3/6/2010	H	1	0	0	2	1
<b>TOTALS</b>		<b>3</b>	<b>1</b>	<b>0</b>	<b>11</b>	<b>9</b>

### NOTES

- On Oct. 25, 2000, Gary Suter scored the franchise's first goal against the Blue Jackets in his 1,000th NHL game.
- San Jose set a franchise record for most goals scored in a home game (10) on March 30, 2002 in a 10-2 win.
- On Feb. 14, 2004 at Columbus, San Jose had a club record 50 shots on goal.
- On March 16, 2007, the Sharks tied a franchise record for wins (44) and shutouts in a season (11) in a 3-0 victory. Joe Thornton's goal in the first period set a Sharks franchise record for most points in a season (94).
- On Oct. 8, 2009, Dany Heatley recorded a hat trick (the eighth of his career) and tied a franchise plus/minus mark for a single game with a plus-6 in his home debut. Joe Thornton added four assists, tying a franchise record.

- Last Sharks Win** — March 6, 2010 (Columbus 1 @ Sharks 2)
- Last Columbus Win** — Feb. 2, 2010 (Sharks 0 @ Columbus 3)
- Last Sharks Shutout** — March 16, 2007 (Sharks 3 @ Columbus 0) (Evgeni Nabokov)
- Last Columbus Shutout** — Feb. 2, 2010 (Sharks 0 @ Columbus 3) (Steve Mason)
- Last Sharks Win At Home** — March 6, 2010 (Columbus 1 @ Sharks 2)
- Last Columbus Win At Home** — Feb. 2, 2010 (Sharks 0 @ Columbus 3)
- Last Sharks Win At Columbus** — Nov. 11, 2009 (Sharks 3 @ Columbus 2 SO)
- Last Columbus Win At Sharks** — Jan. 8, 2004 (Columbus 3 @ Sharks 2 OT)
- Last Sharks Overtime Win At Home** — Feb. 8, 2008 (Columbus 1 @ Sharks 2 OT)
- Last Columbus Overtime Win At Home** — Feb. 7, 2009 (Sharks 2 @ Columbus 3 OT)
- Last Sharks Overtime Win At Columbus** — Feb. 14, 2004 (Sharks 2 @ Columbus 1 OT)
- Last Columbus Overtime Win At Sharks** — Jan. 8, 2004 (Columbus 3 @ Sharks 2 OT)
- Last Sharks Shootout Win** — Nov. 11, 2009 (Sharks 3 @ Columbus 2 SO)
- Last Sharks Shootout Loss** — None
- Most Goals By Sharks** — 10, March 30, 2002 (Columbus 2 @ Sharks 10)
- Most Goals By Columbus** — 6, Jan. 24, 2002 (Sharks 2 @ Columbus 6)
- Most Goals By Both Teams** — 12, March 30, 2002 (Columbus 2 @ Sharks 10)
- Last Sharks Hat Trick** — Dany Heatley, Oct. 8, 2009 (Columbus 3 @ Sharks 6)
- Last Columbus Hat Trick** — Espen Knutsen, Jan. 24, 2002 (Sharks 2 @ Columbus 6)
- Last Sharks Penalty Shot** — Dany Heatley (Successful — Mathieu Garon), Oct. 8, 2009 (Columbus 3 @ Sharks 6)
- Last Columbus Penalty Shot** — Rick Nash (Unsuccessful — Evgeni Nabokov), Feb. 8, 2008 (Columbus 1 @ Sharks 2)

### 2009-10 BLUE JACKETS LEADERS

<b>Goals</b>	Rick Nash, 33
<b>Assists</b>	Kristian Huselius, 40
<b>Points</b>	Rick Nash, 67
<b>Shots</b>	Rick Nash, 254
<b>GAA</b>	Mathieu Garon, 2.81
<b>Wins</b>	Steve Mason, 20
<b>Shutouts</b>	Steve Mason, 5
<b>Save %</b>	Mathieu Garon, .903
<b>Record</b>	32-35-15, 79 pts. 5th/Central Division 14th/Western Conference

### 2010 PLAYOFFS

Did not qualify





## DALLAS STARS



## AMERICAN AIRLINES CENTER

2500 Victory Way  
Dallas, Texas 75219  
Phone: 214-655-4600 • Fax: 214-387-5564

G.M.: Joe Nieuwendyk  
Coach: Marc Crawford  
P.R.: Rob Scichilli, Graham Clark  
Press Box: 214-665-4600  
Press Box Fax: 214-655-4601

PRACTICE FACILITY/  
OFFICES

Dr. Pepper Arena  
2601 Avenue of the Stars  
Frisco, Texas 75034  
Phone: 214-387-5500  
Fax: 214-387-5610

AHL AFFILIATE  
Texas Stars

Jamie Benn

## ALL-TIME RECORD

VS. DALLAS	W	L	T	OL
SJ ALL-TIME Record	39	43	5	8
SJ HOME	18	22	1	7
SJ ROAD All-Time	21	21	4	1
Dal	21	18	4	1
Min	0	3	0	0

## 2009-10 RESULTS

DATE	SITE	W	L	OT	SJ	OPP
11/12/2009	H	0	0	1	2	3
12/11/2009	H	0	0	1	2	3
12/21/2009	A	1	0	0	4	2
3/16/2010	A	0	1	0	2	8
3/25/2010	H	1	0	0	3	0
3/31/2010	A	0	1	0	1	5
<b>TOTALS</b>		<b>2</b>	<b>2</b>	<b>2</b>	<b>14</b>	<b>21</b>

## NOTES

- On Dec. 31, 2006, Patrick Marleau passed Owen Nolan for first on San Jose's all-time assists list (246) while Joe Thornton scored his 200th NHL goal in a 4-2 win at American Airlines Arena.
- On Jan. 30, 2007, San Jose's NHL record of consecutive games without going into overtime ended at 49 in a 3-2 shootout loss at HP Pavilion. The streak was the longest single season streak since the overtime period debuted in 1983-84.
- On Oct. 29, 2007 in a 4-2 win at Dallas, rookie Devin Setoguchi scored two goals, including the game-winner, in his NHL debut.
- On March 25, 2010, Evgeni Nabokov recorded his 50th career shutout and Dan Boyle had his 400 and 401st career points in a 3-0 Sharks win.

- Last Sharks Win** — March 25, 2010 (Dallas 0 @ Sharks 3)  
**Last Dallas Win** — March 31, 2010 (Sharks 1 @ Dallas 5)  
**Last Sharks Shutout** — March 25, 2010 (Dallas 0 @ Sharks 3) (Evgeni Nabokov)  
**Last Dallas Shutout** — Dec. 21, 2006 (Sharks 0 @ Dallas 3) (Marty Turco)  
**Last Sharks Win At Home** — March 25, 2010 (Dallas 0 @ Sharks 3)  
**Last Dallas Win At Home** — March 31, 2010 (Sharks 1 @ Dallas 5)  
**Last Sharks Win At Dallas** — Dec. 21, 2009 (Sharks 4 @ Dallas 2)  
**Last Dallas Win At Sharks** — Dec. 11, 2009 (Dallas 3 @ Sharks 2 SO)  
**Last Sharks Overtime Win At Home** — March 27, 2008 (Dallas 2 @ Sharks 3 OT)  
**Last Dallas Overtime Win At Home** — Jan. 30, 2006 (Sharks 2 @ Dallas 3 OT)  
**Last Sharks Overtime Win At Dallas** — April 3, 2006 (Sharks 3 @ Dallas 2 OT)  
**Last Dallas Overtime Win At Sharks** — Nov. 17, 2001 (Dallas 3 @ Sharks 2 OT)  
**Last Sharks Shootout Win** — Nov. 14, 2007 (Sharks 4 @ Dallas 3 SO)  
**Last Sharks Shootout Loss** — Dec. 11, 2009 (Dallas 3 @ Sharks 2 SO)  
**Most Goals By Sharks** — 7, Feb. 6, 1994 (Sharks 7 @ Dallas 1)  
**Most Goals By Dallas** — 10, Nov. 28, 1992 (Sharks 3 @ Minnesota 10)  
**Most Goals By Both Teams** — 13, Nov. 28, 1992 (Sharks 3 @ Minnesota 10)  
**Last Sharks Hat Trick** — Mike Ricci, April 7, 2001 (Dallas 5 @ Sharks 4 OT)  
**Last Dallas Hat Trick** — Steve Ott, March 31, 2010 (Dallas 5 @ Sharks 1)  
**Last Sharks Penalty Shot** — Patrick Marleau (Unsuccessful — Marty Turco), Dec. 29, 2008 (Sharks 3 @ Dallas 1)  
**Last Dallas Penalty Shot** — Sergei Zubov (Unsuccessful — Evgeni Nabokov), Nov. 7, 2007 (Dallas 3 @ Sharks 1)

## 2009-10 STARS LEADERS

<b>Goals</b>	Loui Eriksson, 29
<b>Assists</b>	Brad Richards, 67
<b>Points</b>	Brad Richards, 91
<b>Shots</b>	Brad Richards, 284
<b>GAA</b>	Marty Turco, 2.72
<b>Wins</b>	Marty Turco, 22
<b>Shutouts</b>	Marty Turco, 4
<b>Save %</b>	Marty Turco, .913
<b>Record</b>	37-31-14, 88 pts. 5th/Pacific Division 12th/Western Conference

## 2010 PLAYOFFS

Did not qualify





## DETROIT RED WINGS



## JOE LOUIS ARENA

19 Steve Yzerman Drive

Detroit, Mich. 48226

Phone: 313-396-7544 • Fax: 313-567-0296

G.M.: Ken Holland

Coach: Mike Babcock

P.R.: John Hahn, Todd Beam, Christy Hammond

Press Box: 313-396-7957

## AHL AFFILIATE

Grand Rapids Griffins



Jimmy Howard

## ALL-TIME RECORD

VS. DETROIT	W	L	T	OL
SJ ALL-TIME Record	19	44	4	4
SJ HOME	14	18	3	1
SJ ROAD	5	26	1	3

## 2009-10 RESULTS

DATE	SITE	W	L	OT	SJ	OPP
11/5/2009	A	0	0	1	1	2
1/9/2010	H	0	1	0	1	4
2/2/2010	H	0	1	0	2	4
2/11/2010	A	1	0	0	3	2
<b>TOTALS</b>		<b>1</b>	<b>2</b>	<b>1</b>	<b>7</b>	<b>12</b>

## NOTES

- On April 6, 2002 in a 6-3 victory in San Jose, Patrick Marleau recorded the Sharks first hat trick against the Red Wings (and first of his career).
- On Feb. 10, 2003, Brett Hull scored his 700th NHL goal in a game vs. San Jose at Joe Louis Arena.
- On Feb. 11, 2004 at Detroit, Mike Ricci played in his 1,000th NHL game.
- On Jan. 4, 2007 at HP Pavilion, San Jose set a franchise record for most consecutive goals in a game (nine), most power play goals in a game (six) and in a period (four, third). The onslaught came after Detroit took a 3-0 lead. The Sharks won the game, 9-4.
- On Oct. 30, 2008, Jamie McGinn recorded his first NHL goal and assist in a 4-2 victory at San Jose.
- On Nov. 5 2009, Logan Couture scored his first NHL goal in a 2-1 shootout loss.

Last Sharks Win — Feb. 11, 2010 (Sharks 3 @ Detroit 2 SO)

Last Detroit Win — Feb. 2, 2010 (Detroit 4 @ Sharks 2)

Last Sharks Shutout — March 27, 2003 (Detroit 0 @ Sharks 3) (Vesa Toskala)

Last Detroit Shutout — Dec. 18, 2009 (Sharks 0 @ Detroit 6) (Ty Conklin)

Last Sharks Win At Home — Jan. 17, 2009 (Detroit 5 @ Sharks 6)

Last Detroit Win At Home — Nov. 5, 2009 (Sharks 1 @ Detroit 2 SO)

Last Sharks Win At Detroit — Feb. 11, 2010 (Sharks 3 @ Detroit 2 SO)

Last Detroit Win At Sharks — Jan. 9, 2010 (Detroit 4 @ Sharks 1)

Last Sharks Overtime Win At Home — None

Last Detroit Overtime Win At Home — Oct. 17, 2005 (Sharks 2 @ Detroit 3 OT)

Last Sharks Overtime Win At Detroit — None

Last Detroit Overtime Win At Sharks — Oct. 4, 2001 (Detroit 4 @ Sharks 3 OT)

Last Sharks Shootout Win — Feb. 11, 2010 (Sharks 3 @ Detroit 2 SO)

Last Sharks Shootout Loss — Nov. 5, 2009 (Sharks 1 @ Detroit 2 SO)

Most Goals By Sharks — 9, Jan. 4, 2007 (Detroit 4 @ Sharks 9)

Most Goals By Detroit — 11, Feb. 15, 1991 (Sharks 1 @ Detroit 11)

Most Goals By Both Teams — 13, Jan. 6, 1994 (Detroit 10 @ Sharks 3)

Last Sharks Hat Trick — Patrick Marleau, April 6, 2002 (Detroit 3 @ Sharks 6)

Last Detroit Hat Trick — Mathieu Schneider, Nov. 26, 2005 (Detroit 7 @ Sharks 6)

Last Sharks Penalty Shot — Nils Ekman (Unsuccessful — Manny Legace), Feb. 28, 2006 (Detroit 1 @ Sharks 5)

Last Detroit Penalty Shot — Igor Larionov (Successful — Arturs Irbē), Nov. 22, 1995 (Sharks 2 @ Detroit 5)

## 2009-10 RED WINGS LEADERS

Goals	Pavel Datsyuk, 27
Assists	Henrik Zetterberg, 47
Points	Pavel Datsyuk and Henrik Zetterberg, 70
Shots	Henrik Zetterberg, 309
GAA	Jimmy Howard, 2.26
Wins	Jimmy Howard, 27
Shutouts	Jimmy Howard, 3
Save %	Jimmy Howard, .924
Record	44-24-14, 102 pts. 2nd/Central Division 5th/Western Conference

## 2010 PLAYOFFS

Western Conference Quarterfinals: Defeated Phoenix, 4-3

Western Conference Semifinals: Lost to San Jose, 4-1





## EDMONTON OILERS

**REXALL PLACE**

7424 118th Ave.

Edmonton, Alberta T5B 4M9

Phone: 780-414-4000 • Fax: 780-409-5848

G.M.: Steve Tambellini

Coach: Tom Renney

P.R.: J.J. Hebert, Patrick Garland, Rob Thomas

Press Box: 780-409-3780

**TEAM OFFICES/  
MAILING ADDRESS**11230 110th St.  
Edmonton, Alberta  
T5G 3H7**AHL AFFILIATE**

Oklahoma City Barons



Sam Gagner

**ALL-TIME RECORD**

VS. EDMONTON	W	L	T	OL
SJ ALL-TIME Record	33	35	12	5
SJ HOME	21	13	6	3
SJ ROAD	12	22	6	2

**2009-10 RESULTS**

DATE	SITE	W	L	OT	SJ	OPP
11/27/2009	A	1	0	0	5	4
1/2/2010	H	1	0	0	4	1
1/16/2010	H	1	0	0	4	2
3/21/2010	A	0	1	0	1	5
<b>TOTALS</b>		<b>3</b>	<b>1</b>	<b>0</b>	<b>14</b>	<b>12</b>

**NOTES**

- On Feb. 12, 2002 in Edmonton, the Sharks played the first penalty-free game in team history.
- On Oct. 17, 2002, Vincent Damphousse recorded his 400th NHL goal (the 71st player in League history) in a 4-3 victory at San Jose.
- Patrick Marleau recorded his 600th career point with his 31st goal on Feb. 17, 2009 at San Jose.
- On April 2, 2009, San Jose completed a sweep of a Calgary-Edmonton road trip for the first time in franchise history with a 2-1 victory over the Oilers.
- On Nov. 27, 2009, Patrick Marleau scored a shorthanded goal with 1:26 left in the third period to complete his hat trick and tie the game. Joe Pavelski scored the lone shootout goal in the Sharks 5-4 shootout win.

- Last Sharks Win** — Jan. 16, 2010 (Edmonton 2 @ Sharks 4)
- Last Edmonton Win** — March 21, 2010 (Sharks 1 @ Edmonton 5)
- Last Sharks Shutout** — Jan. 29, 2008 (Sharks 3 @ Edmonton 0) (Evgeni Nabokov)
- Last Edmonton Shutout** — Feb. 12, 1993 (Sharks 0 @ Edmonton 6) (Bill Ranford)
- Last Sharks Win At Home** — Jan. 16, 2010 (Edmonton 2 @ Sharks 4)
- Last Edmonton Win At Home** — March 21, 2010 (Sharks 1 @ Edmonton 5)
- Last Sharks Win At Edmonton** — Nov. 27, 2009 (Sharks 5 @ Edmonton 4 SO)
- Last Edmonton Win At Sharks** — Dec. 6, 2008 (Edmonton 3 @ Sharks 2 OT)
- Last Sharks Overtime Win At Home** — Dec. 11, 2001 (Edmonton 4 @ Sharks 5 OT)
- Last Edmonton Overtime Win At Home** — Nov. 11, 2005 (Sharks 1 @ Edmonton 2 SO)
- Last Sharks Overtime Win At Edmonton** — None
- Last Edmonton Overtime Win At Sharks** — Dec. 6, 2008 (Edmonton 3 @ Sharks 2 OT)
- Last Sharks Shootout Win** — Nov. 27, 2009 (Sharks 5 @ Edmonton 4 SO)
- Last Sharks Shootout Loss** — March 16, 2008 (Edmonton 2 @ Sharks 1 SO)
- Most Goals By Sharks** — 6, 4 times, MR, Jan. 24, 2001 (Edmonton 1 @ Sharks 6)
- Most Goals By Edmonton** — 9, Jan. 21, 1992 (Sharks 2 @ Edmonton 9)
- Most Goals By Both Teams** — 11, 2 times, MR, March 13, 1996 (Edmonton 8 @ Sharks 3)
- Last Sharks Hat Trick** — Patrick Marleau, Nov. 27, 2009 (Sharks 5 @ Edmonton 4 SO)
- Last Edmonton Hat Trick** — Ryan Smyth, Oct. 12, 2006 (Sharks 4 @ Edmonton 6)
- Last Sharks Penalty Shot** — Jeff Friesen (Unsuccessful — Dominic Roussel), Jan. 24, 2001 (Edmonton 1 @ Sharks 6)
- Last Edmonton Penalty Shot** — Mike Comrie (Unsuccessful — Vesa Toskala), April 3, 2003 (Sharks 3 @ Edmonton 3)

**2009-10 OILERS LEADERS**

<b>Goals</b>	Dustin Penner, 32
<b>Assists</b>	Dustin Penner, 31
<b>Points</b>	Dustin Penner, 63
<b>Shots</b>	Dustin Penner, 203
<b>GAA</b>	Nikolai Khabibulin, 3.03
<b>Wins</b>	Jeff Deslauriers, 16
<b>Shutouts</b>	Jeff Deslauriers, 3
<b>Save %</b>	Nikolai Khabibulin, .909
<b>Record</b>	27-47-8, 62 pts. 5th/Northwest Division 15th/Western Conference

**2010 PLAYOFFS**

Did not qualify





## FLORIDA PANTHERS



### BANKATLANTIC CENTER

One Panther Parkway

Sunrise, Fla. 33323

Phone: 954-835-7000 • Fax: 954-835-7700

G.M.: Dale Tallon

Coach: Peter DeBoer

P.R.: Justin Copertino, Matt Sacco

Press Box: 954-835-7753

### PRACTICE FACILITY

Saveology.com Iceplex

3299 Sportsplex Drive

Coral Springs, Fla. 33065

Phone: 954-341-9956

### AHL AFFILIATE

Rochester Americans



Christopher Higgins

### ALL-TIME RECORD

VS. FLORIDA	W	L	T	OL
SJ ALL-TIME Record	9	5	7	1
SJ HOME	6	2	2	1
SJ ROAD	3	3	5	0

### 2009-10 RESULTS

DATE	SITE	W	L	OT	SJ	OPP
1/13/2010	H	0	0	1	2	3
<b>TOTALS</b>		<b>0</b>	<b>0</b>	<b>1</b>	<b>2</b>	<b>3</b>

### NOTES

- Two Sharks recorded their first career hat tricks vs. Florida: Scott Thornton (March 7, 2001 in a 3-3 tie) and Alyn McCauley (Nov. 1, 2003 in a 6-2 win at Florida). McCauley also recorded his first multiple-goal game in that win.
- San Jose is 6-1-2 in their last nine games vs. Florida.
- On Dec. 8, 2005 at HP Pavilion at San Jose, the Sharks scored five or more goals in four consecutive games for the first time in franchise history in a 6-2 win. On the same day, Patrick Marleau set two franchise records: most points in a four-game span (12) and four consecutive three-point games.

**Last Sharks Win** — Oct. 31, 2006 (Sharks 2 @ Florida 1)

**Last Florida Win** — Jan. 13, 2010 (Florida 3 @ Sharks 2 OT)

**Last Sharks Shutout** — Feb. 3, 2004 (Florida 0 @ Sharks 3) (Evgeni Nabokov)

**Last Florida Shutout** — None

**Last Sharks Win At Home** — Dec. 8, 2005 (Florida 2 @ Sharks 6)

**Last Florida Win At Home** — Oct. 24, 2009 (Sharks 3 @ Florida 4)

**Last Sharks Win At Florida** — Oct. 31, 2006 (Sharks 2 @ Florida 1)

**Last Florida Win At Sharks** — Jan. 13, 2010 (Florida 3 @ Sharks 2 OT)

**Last Sharks Overtime Win At Home** — None

**Last Florida Overtime Win At Home** — None

**Last Sharks Overtime Win At Florida** — None

**Last Florida Overtime Win At Sharks** — Jan. 13, 2010 (Florida 3 @ Sharks 2 OT)

**Last Sharks Shootout Win** — None

**Last Sharks Shootout Loss** — None

**Most Goals By Sharks** — 7, Nov. 16, 2002 (Sharks 7 @ Florida 3)

**Most Goals By Florida** — 5, Jan. 8, 1996 (Florida 5 @ Sharks 2)

**Most Goals By Both Teams** — 10, Nov. 16, 2002 (Sharks 7 @ Florida 3)

**Last Sharks Hat Trick** — Alyn McCauley, Nov 1, 2003 (Sharks 6 @ Florida 2)

**Last Florida Hat Trick** — None

**Last Sharks Penalty Shot** — None

**Last Florida Penalty Shot** — None

### 2009-10 PANTHERS LEADERS

<b>Goals</b>	Stephen Weiss, 28
<b>Assists</b>	Nathan Horton, 37
<b>Points</b>	Stephen Weiss, 60
<b>Shots</b>	Michael Frolik, 219
<b>GAA</b>	Tomas Vokoun, 2.55
<b>Wins</b>	Tomas Vokoun, 23
<b>Shutouts</b>	Tomas Vokoun, 7
<b>Save %</b>	Tomas Vokoun, .925
<b>Record</b>	32-37-13, 77 pts. 5th/Southeast Division 14th/Eastern Conference

### 2010 PLAYOFFS

Did not qualify





## LOS ANGELES KINGS



## STAPLES CENTER

1111 S. Figueroa St.

Los Angeles, Calif. 90015

Phone: 213-742-7100 • Fax: 213-742-7304

Pres./G.M.: Dean Lombardi

Coach: Terry Murray

P.R.: Jeff Moeller, Mike Kalinowski, Jeremy Zager

Press Box: 213-742-7488

## PRACTICE FACILITY

Toyota Sports Center

555 N. Nash St.

El Segundo, Calif. 90245

Phone: 310-535-4510

Fax: 310-535-4507

## AHL AFFILIATE

Manchester Monarchs



Wayne Simmonds

## ALL-TIME RECORD

VS. LOS ANGELES	W	L	T	OL
SJ ALL-TIME Record	53	41	7	3
SJ HOME	32	16	3	1
SJ ROAD	21	25	4	2

## 2009-10 RESULTS

DATE	SITE	W	L	OT	SJ	OPP
10/6/2009	A	0	1	0	4	6
10/28/2009	H	1	0	0	2	1
12/9/2009	H	0	0	1	4	5
1/4/2010	H	0	1	0	2	6
1/11/2010	A	1	0	0	2	1
1/19/2010	A	1	0	0	5	1
<b>TOTALS</b>		<b>3</b>	<b>2</b>	<b>1</b>	<b>19</b>	<b>20</b>

## NOTES

- In San Jose's 6-3 win on Nov. 22, 2006, Joe Pavelski scored his first NHL goal in his NHL debut. In addition, Marc-Edouard Vlasic scored his first NHL goal and recorded his first multi-point game (assist).
- Patrick Marleau set a franchise record for most games played (672) as the Sharks beat the Kings, 3-1, on Dec. 12, 2006.
- Patrick Marleau became the Sharks all-time leading goal scorer (207) in a 5-2 win at Staples Center on Jan. 11, 2007.
- In a 4-2 loss on April 3, 2008 in Los Angeles, San Jose's consecutive game point streak ended at 20. In that period, the Sharks went 18-0-2.
- On Oct. 6, 2009, Dany Heatley scored his first goal as a Shark and added two assists in a Sharks 6-4 loss at Los Angeles.

**Last Sharks Win** — Jan. 19, 2010 (Sharks 5 @ Los Angeles 1)**Last Los Angeles Win** — Jan. 4, 2010 (Los Angeles 6 @ Sharks 2)**Last Sharks Shutout** — Oct. 12, 2008 (Sharks 1 @ Los Angeles 0) (Brian Boucher)**Last Los Angeles Shutout** — April 17, 2006 (Los Angeles 4 @ Sharks 0) (Jason LaBarbera)**Last Sharks Win At Home** — Oct. 28, 2009 (Los Angeles 1 @ Sharks 2 SO)**Last Los Angeles Win At Home** — Oct. 6, 2009 (Sharks 4 @ Los Angeles 6)**Last Sharks Win At Los Angeles** — Jan. 19, 2010 (Sharks 5 @ Los Angeles 1)**Last Los Angeles Win At Sharks** — Jan. 4, 2010 (Los Angeles 6 @ Sharks 2)**Last Sharks Overtime Win At Home** — April 4, 2004 (Los Angeles 3 @ Sharks 4 OT)**Last Los Angeles Overtime Win At Home** — Jan. 13, 2003 (Sharks 2 @ Los Angeles 3 OT)**Last Sharks Overtime Win At Los Angeles** — Jan. 21, 2006 (Sharks 4 @ Los Angeles 3 OT)**Last Los Angeles Overtime Win At Sharks** — Dec. 9, 2009 (Los Angeles 5 @ Sharks 4 OT)**Last Sharks Shootout Win** — Oct. 28, 2009 (Los Angeles 1 @ Sharks 2 SO)**Last Sharks Shootout Loss** — Nov. 28, 2007 (Los Angeles 3 @ Sharks 2 SO)**Most Goals By Sharks** — 7, 4 times, MR, Nov. 9, 2006 (Sharks 7 @ Los Angeles 3)**Most Goals By Los Angeles** — 11, Nov. 8, 1992 (Los Angeles 11 @ Sharks 4)**Most Goals By Both Teams** — 15, Nov. 8, 1992 (Los Angeles 11 @ Sharks 4)**Last Sharks Hat Trick** — Jonathan Cheechoo, April 1, 2007 (Los Angeles 2 @ Sharks 6)**Last Los Angeles Hat Trick** — Mike Donnelly, Nov. 8, 1992 (Los Angeles 11 @ Sharks 4)**Last Sharks Penalty Shot** — Alexander Korolyuk (Unsuccessful — Jamie Storr), Nov. 24, 2001 (Sharks 1 @ Los Angeles 3)**Last Los Angeles Penalty Shot** — Ladislav Nagy (Unsuccessful — Evgeni Nabokov), Nov. 24, 2007 (Los Angeles 2 @ Sharks 1)

## 2009-10 KINGS LEADERS

<b>Goals</b>	Anze Kopitar, 34
<b>Assists</b>	Anze Kopitar, 47
<b>Points</b>	Anze Kopitar, 81
<b>Shots</b>	Anze Kopitar, 259
<b>GAA</b>	Erik Ersberg, 2.40
<b>Wins</b>	Jonathan Quick, 39
<b>Shutouts</b>	Jonathan Quick, 4
<b>Save %</b>	Jonathan Quick, .907
<b>Record</b>	46-27-9, 101 pts. 3rd/Pacific Division 6th/Western Conference

## 2010 PLAYOFFS

**Western Conference Quarterfinals:** Lost to Vancouver, 4-2



## MINNESOTA WILD



### XCEL ENERGY CENTER

317 Washington St.  
St. Paul, Minn. 55102

Phone: 651-602-6000 • Fax: 651-293-9574

G.M.: Chuck Fletcher

Coach: Todd Richards

P.R.: Bill Robertson, Aaron Sickman, Ryan Stanzel

Press Box: 651-726-8600/8601

### PRACTICE FACILITY

Saint Thomas Ice Arena  
950 Mendota Heights Road  
Mendota Heights, Minn. 55120  
Phone: 651-842-1081

### AHL AFFILIATE

Houston Aeros



Antti Miettinen

### ALL-TIME RECORD

VS. MINNESOTA	W	L	T	OL
SJ ALL-TIME Record	21	9	2	4
SJ HOME	10	5	1	2
SJ ROAD	11	4	1	2

### 2009-10 RESULTS

DATE	SITE	W	L	OT	SJ	OPP
10/10/2009	H	1	0	0	4	2
1/30/2010	H	1	0	0	5	2
3/23/2010	A	1	0	0	4	1
4/2/2010	A	1	0	0	3	2
<b>TOTALS</b>		<b>4</b>	<b>0</b>	<b>0</b>	<b>16</b>	<b>7</b>

### NOTES

- The Sharks are 21-9-2-4 all-time vs. Minnesota and 17-4-0-3 in their last 24 games.
- On March 5, 2009 at San Jose, the Sharks had no penalties for the entire game, the third time that has happened in franchise history (first at home).
- On Jan. 30, 2010, Jason Demers scored two power play goals, only the third time in franchise history that a defenseman scored two power play goals in a single game (Doug Wilson and Dan Boyle).

- Last Sharks Win** — April 2, 2010 (Sharks 3 @ Minnesota 2)
- Last Minnesota Win** — March 5, 2009 (Minnesota 4 @ Sharks 3 OT)
- Last Sharks Shutout** — March 6, 2007 (Sharks 3 @ Minnesota 0) (Evgeni Nabokov)
- Last Minnesota Shutout** — Nov. 21, 2001 (Minnesota 2 @ Sharks 0) (Manny Fernandez)
- Last Sharks Win At Home** — Jan. 30, 2009 (Minnesota 2 @ Sharks 5)
- Last Minnesota Win At Home** — Dec. 31, 2008 (Sharks 2 @ Minnesota 3 OT)
- Last Sharks Win At Minnesota** — April 2, 2010 (Sharks 3 @ Minnesota 2)
- Last Minnesota Win At Sharks** — March 5, 2009 (Minnesota 4 @ Sharks 3 OT)
- Last Sharks Overtime Win At Home** — None
- Last Minnesota Overtime Win At Home** — Oct. 31, 2002 (Sharks 1 @ Minnesota 2 OT)
- Last Sharks Overtime Win At Minnesota** — March 10, 2009 (Sharks 5 @ Minnesota 4 OT)
- Last Minnesota Overtime Win At Sharks** — March 5, 2009 (Minnesota 4 @ Sharks 3 OT)
- Last Sharks Shootout Win** — March 19, 2008 (Minnesota 3 @ Sharks 2 SO)
- Last Sharks Shootout Loss** — Feb. 2, 2006 (Minnesota 3 @ Sharks 2 SO)
- Most Goals By Sharks** — 5, 3 times, MR, Jan. 30, 2009 (Minnesota 2 @ Sharks 5)
- Most Goals By Minnesota** — 6, Oct. 19, 2005 (Sharks 1 @ Minnesota 6)
- Most Goals By Both Teams** — 9, March 10, 2009 (Sharks 5 @ Minnesota 4)
- Last Sharks Hat Trick** — None
- Last Minnesota Hat Trick** — Brian Rolston, Nov. 5, 2005 (Minnesota 3 @ Sharks 1)
- Last Sharks Penalty Shot** — Tomas Plihal (Successful — Niklas Backstrom), March 9, 2008 (Sharks 3 @ Minnesota 2 SO)
- Last Minnesota Penalty Shot** — James Sheppard (Unsuccessful — Evgeni Nabokov), April 2, 2010 (Sharks 3 @ Minnesota 2)

### 2009-10 WILD LEADERS

<b>Goals</b>	Andrew Brunette and Guillaume Latendresse, 25
<b>Assists</b>	Mikko Koivu, 49
<b>Points</b>	Mikko Koivu, 71
<b>Shots</b>	Mikko Koivu, 246
<b>GAA</b>	Niklas Backstrom, 2.72
<b>Wins</b>	Niklas Backstrom, 26
<b>Shutouts</b>	Niklas Backstrom, 2
<b>Save %</b>	Josh Harding, .905
<b>Record</b>	38-36-9, 84 pts. 4th/Northwest Division 13th/Western Conference

### 2010 PLAYOFFS

Did not qualify





## MONTREAL CANADIENS



## BELL CENTRE

1909 Avenue des Canadiens-de-Montréal  
Montreal, Quebec H3B 5E8

Phone: 514-932-2582 • Fax: 514-932-8285

G.M.: Pierre Gauthier

Coach: Jacques Martin

P.R.: Donald Beauchamp, Dominick Saillant, Francois Marchand, Sylvie Lambert

Press Box: 514-989-2872

## PRACTICE FACILITY

Bell Sports Complex  
8000 Blvd Leduc  
Brossard, Quebec J4Y 0E9

Phone: 514-925-2089

Fax: 514-925-3565

## AHL AFFILIATE

Hamilton Bulldogs



PK Subban

## ALL-TIME RECORD

VS. MONTREAL	W	L	T	OL
SJ ALL-TIME Record	9	12	4	1
SJ HOME	7	3	2	1
SJ ROAD	2	9	2	0

## 2009-10 RESULTS

DATE	SITE	W	L	OT	SJ	OPP
3/4/2010	H	1	0	0	3	2
<b>TOTALS</b>		<b>1</b>	<b>0</b>	<b>0</b>	<b>3</b>	<b>2</b>

## NOTES

- On Jan. 27, 2002 in Montreal, Sergei Berezin scored Montreal's second goal, the 10,000th home goal for the Canadiens.
- The Sharks lost, 6-2, in Montreal on Jan. 14, 2006. The Canadiens were the only Eastern Conference opponent to defeat the Sharks in 2005-06.
- Over the last 17 games between the teams, San Jose is 9-5-2-1 vs. Montreal and 7-3-2-1 at home.

**Last Sharks Win** — March 4, 2010 (Montreal 2 @ Sharks 3)  
**Last Montreal Win** — Feb. 28, 2009 (Sharks 2 @ Montreal 3)  
**Last Sharks Shutout** — March 12, 2001 (Montreal 0 @ Sharks 3) (Evgeni Nabokov and Miikka Kiprusoff)  
**Last Montreal Shutout** — Feb. 12, 1996 (Sharks 0 @ Montreal 3) (Jocelyn Thibault)  
**Last Sharks Win At Home** — March 4, 2010 (Montreal 2 @ Sharks 3)  
**Last Montreal Win At Home** — Feb. 28, 2009 (Sharks 2 @ Montreal 3)  
**Last Sharks Win At Montreal** — Dec. 17, 2002 (Sharks 3 @ Montreal 1)  
**Last Montreal Win At Sharks** — Nov. 23, 1999 (Montreal 3 @ Sharks 2 OT)  
**Last Sharks Overtime Win At Home** — Nov. 2, 1996 (Montreal 3 @ Sharks 4 OT)  
**Last Montreal Overtime Win At Home** — None  
**Last Sharks Overtime Win At Montreal** — None  
**Last Montreal Overtime Win At Sharks** — Nov. 23, 1999 (Montreal 3 @ Sharks 2 OT)  
**Last Sharks Shootout Win** — None  
**Last Sharks Shootout Loss** — None  
**Most Goals By Sharks** — 7, Feb. 26, 1996 (Montreal 4 @ Sharks 7)  
**Most Goals By Montreal** — 8, Oct. 21, 1992 (Sharks 4 @ Montreal 8)  
**Most Goals By Both Teams** — 12, Oct. 21, 1992 (Sharks 4 @ Montreal 8)  
**Last Sharks Hat Trick** — None  
**Last Montreal Hat Trick** — Stephane LeBeau, Feb. 12, 1992 (Sharks 1 @ Montreal 6)  
**Last Sharks Penalty Shot** — Dan Boyle (Unsuccessful — Carey Price), March 4, 2010 (Montreal 2 @ Sharks 3)  
**Last Montreal Penalty Shot** — None

## 2009-10 CANADIENS LEADERS

Goals	Brian Gionta, 28
Assists	Scott Gomez, 47
Points	Tomas Plekanec, 70
Shots	Brian Gionta, 237
GAA	Jaroslav Halak, 2.40
Wins	Jaroslav Halak, 26
Shutouts	Jaroslav Halak, 5
Save %	Jaroslav Halak, .924
Record	39-33-10, 88 pts. 4th/Northeast Division 8th/Eastern Conference

## 2010 PLAYOFFS

**Eastern Conference Quarterfinals:** Defeated Washington, 4-3  
**Eastern Conference Semifinals:** Defeated Pittsburgh, 4-3  
**Eastern Conference Finals:** Lost to Philadelphia, 4-3





## NASHVILLE PREDATORS



### BRIDGESTONE ARENA

501 Broadway  
Nashville, Tenn. 37203  
**Phone:** 615-770-2300 • **Fax:** 615-770-2309  
**G.M.:** David Poile  
**Coach:** Barry Trotz  
**P.R.:** Tim Darling, Kevin Wilson, Jessica Jones  
**Press Box:** 615-770-2165

### PRACTICE FACILITY

Centennial Sportsplex  
222 25th Avenue North  
Nashville, Tenn. 37203  
**Phone:** 615-862-8480

### AHL AFFILIATE

Milwaukee Admirals



Patric Hornqvist

### ALL-TIME RECORD

VS. NASHVILLE	W	L	T	OL
SJ ALL-TIME Record	24	15	2	3
SJ HOME	14	5	1	2
SJ ROAD	10	10	1	1

### 2009-10 RESULTS

DATE	SITE	W	L	OT	SJ	OPP
11/10/2009	H	1	0	0	4	3
11/17/2009	A	0	1	0	3	4
2/6/2010	A	1	0	0	4	3
3/11/2010	H	1	0	0	8	5
<b>TOTALS</b>		<b>3</b>	<b>1</b>	<b>0</b>	<b>19</b>	<b>15</b>

### NOTES

- On Nov. 20, 1998, Mike Rathje scored the first Sharks goal in team history against Nashville.
- On Oct. 24, 2002, Jonathan Cheechoo scored his first NHL goal — the game-winner — in a 2-1 victory at Nashville.
- On Feb. 9, 2008 in a 4-3 win over Nashville, Ron Wilson earned his 500th victory as an NHL head coach and Jeremy Roenick played in his 1,300th NHL game.
- Until their 5-2 win on Dec. 29, 2008, San Jose hadn't won a regular season game in Nashville since Oct. 24, 2002 (seven games).
- The Sharks set a franchise record for shots in a game with 57 against the Predators on Nov. 11, 2008.
- On March 11, 2010, the Sharks tied a franchise record by scoring six goals in the third period in an 8-5 win over Nashville. Joe Pavelski tied a franchise record with four points in the third period.

**Last Sharks Win** — March 11, 2010 (Nashville 5 @ Sharks 8)  
**Last Nashville Win** — Nov. 17, 2009 (Sharks 3 @ Nashville 4)  
**Last Sharks Shutout** — Oct. 20, 2007 (Nashville 0 @ Sharks 3) (Evgeni Nabokov)  
**Last Nashville Shutout** — Feb. 14, 2007 (Sharks 0 @ Nashville 5) (Tomas Vokoun)  
**Last Sharks Win At Home** — March 11, 2010 (Nashville 5 @ Sharks 8)  
**Last Sharks Win At Nashville** — Feb. 6, 2010 (Sharks 4 @ Nashville 3)  
**Last Nashville Win At Sharks** — Nov. 11, 2008 (Nashville 4 @ Sharks 3 OT)  
**Last Sharks Overtime Win At Home** — March 11, 2006 (Nashville 2 @ Sharks 3 OT)  
**Last Nashville Overtime Win At Home** — Jan. 31, 2004 (San Jose 2 @ Nashville 3 OT)  
**Last Sharks Overtime Win At Nashville** — None  
**Last Nashville Overtime Win At Sharks** — Nov. 11, 2008 (Nashville 4 @ Sharks 3 OT)  
**Last Sharks Shootout Win** — March 19, 2009 (Nashville 2 @ Sharks 3)  
**Last Sharks Shootout Loss** — Feb. 28, 2007 (Nashville 4 @ Sharks 3)  
**Most Goals By Sharks** — 8, March 11, 2010 (Nashville 5 @ Sharks 8)  
**Most Goals By Nashville** — 7, Feb. 18, 2004 (Sharks 3 @ Nashville 7)  
**Most Goals By Both Teams** — 13, March 11, 2010 (Nashville 5 @ Sharks 8)  
**Last Sharks Hat Trick** — Jonathan Cheechoo, Feb. 9, 2008 (Nashville 3 @ Sharks 4)  
**Last Nashville Hat Trick** — Steve Sullivan, Feb. 18, 2004 (Sharks 3 @ Nashville 7)  
**Last Sharks Penalty Shot** — None  
**Last Nashville Penalty Shot** — Martin Erat (Unsuccessful — Evgeni Nabokov), Feb. 28, 2007 (Nashville 4 @ Sharks 3 SO)

### 2009-10 PREDATORS LEADERS

<b>Goals</b>	Patric Hornqvist, 30
<b>Assists</b>	Steve Sullivan, 34
<b>Points</b>	Patric Hornqvist and Steve Sullivan, 51
<b>Shots</b>	Patric Hornqvist, 275
<b>GAA</b>	Pekka Rinne, 2.53
<b>Wins</b>	Pekka Rinne, 32
<b>Shutouts</b>	Pekka Rinne, 7
<b>Save %</b>	Pekka Rinne, .911
<b>Record</b>	47-29-6, 100 pts. 3rd/Central Division 7th/Western Conference

### 2010 PLAYOFFS

**Western Conference Quarterfinals:** Lost to Chicago, 4-2





## NEW JERSEY DEVILS



## PRUDENTIAL ARENA

165 Mulberry Street  
Newark, N.J. 07102

Phone: 973-757-6100 • Fax: 973-757-6399

CEO/G.M.: Lou Lamoriello

Coach: John MacLean

P.R.: Mike Levine, Jeff Altstadter, Pete Albiets

Press Box: 973-757-6230

## PRACTICE FACILITY

AmeriHealth Pavilion  
165 Mulberry Street  
Newark, N.J. 07102

Phone: 973-757-6100

Fax: 973-757-6399

## AHL AFFILIATE

Albany Devils



Travis Zajac

## ALL-TIME RECORD

VS. NEW JERSEY	W	L	T	OL
SJ ALL-TIME Record	8	14	2	2
SJ HOME	4	6	1	1
SJ ROAD	4	8	1	1

## 2009-10 RESULTS

DATE	SITE	W	L	OT	SJ	OPP
3/2/2010	H	0	1	0	3	4
<b>TOTALS</b>		<b>0</b>	<b>1</b>	<b>0</b>	<b>3</b>	<b>4</b>

## NOTES

- Martin Brodeur is 10-6-2 with a 2.33 goals-against average in 18 games against the Sharks.
- Patrick Elias has seven goals in the last 10 games vs. San Jose.
- On Nov. 25, 2006, San Jose shutout the Devils for the first time in 23 meetings, 2-0.
- Before the 2007-08 season, San Jose had not visited New Jersey since Nov. 5, 2003.

**Last Sharks Win** — Nov. 25, 2006 (N.J. 0 @ Sharks 2)

**Last New Jersey Win** — March 2, 2010 (New Jersey 4 @ Sharks 3)

**Last Sharks Shutout** — Nov. 25, 2006 (N.J. 0 @ Sharks 2) (Evgeni Nabokov)

**Last New Jersey Shutout** — March 29, 1993 (Sharks 0 @ N.J. 5) (Chris Terren)

**Last Sharks Win At Home** — Nov. 25, 2006 (N.J. 0 @ Sharks 2)

**Last New Jersey Win At Home** — Feb. 15, 2009 (Sharks 5 @ N.J. 6)

**Last Sharks Win At New Jersey** — Nov. 14, 2000 (Sharks 3 @ N.J. 2)

**Last New Jersey Win At Sharks** — March 2, 2010 (New Jersey 4 @ Sharks 3)

**Last Sharks Overtime Win At Home** — Nov. 28, 1999 (N.J. 3 @ Sharks 4 OT)

**Last New Jersey Overtime Win At Home** — Nov. 5, 2003 (Sharks 2 @ N.J. 3 OT)

**Last Sharks Overtime Win At New Jersey** — None

**Last New Jersey Overtime Win At Sharks** — Jan. 22, 2003 (N.J. 5 @ Sharks 4 OT)

**Last Sharks Shootout Win** — None

**Last Sharks Shootout Loss** — None

**Most Goals By Sharks** — 5, Feb. 15, 2009 (Sharks 5 @ N.J. 6)

**Most Goals By New Jersey** — 9, Oct. 26, 1991 (Sharks 0 @ N.J. 9)

**Most Goals By Both Teams** — 11, Feb. 15, 2009 (Sharks 5 @ N.J. 6)

**Last Sharks Hat Trick** — None

**Last New Jersey Hat Trick** — Patrik Elias, Oct. 18, 2001 (Sharks 1 @ N.J. 6)

**Last Sharks Penalty Shot** — None

**Last New Jersey Penalty Shot** — None

## 2009-10 DEVILS LEADERS

<b>Goals</b>	Zach Parise, 38
<b>Assists</b>	Zach Parise, 44
<b>Points</b>	Zach Parise, 82
<b>Shots</b>	Zach Parise, 347
<b>GAA</b>	Yann Danis, 2.06
<b>Wins</b>	Martin Brodeur, 45
<b>Shutouts</b>	Martin Brodeur, 9
<b>Save %</b>	Yann Danis, .923
<b>Record</b>	48-27-7, 103 pts. 1st/Atlantic Division 2nd/Eastern Conference

## 2010 PLAYOFFS

**Eastern Conference Quarterfinals:** Lost to Philadelphia, 4-1





## NEW YORK ISLANDERS



### NASSAU VETERANS MEMORIAL COLISEUM

1255 Hempstead Turnpike

Uniondale, N.Y. 11553

Phone: 516-501-6700 • Fax: 516-501-6746

G.M.: Garth Snow

Coach: Scott Gordon

PR: Kimber Auerbach, Jesse Eisenberg

Press Box: 516-501-6792

### PRACTICE FACILITY

Islanders Iceworks

175 Underhill Blvd.

Syosset, N.Y. 11741

Phone: 516-496-2277

### AHL AFFILIATE

Bridgeport Sound Tigers



John Tavares

### ALL-TIME RECORD

VS. NEW YORK ISLANDERS	W	L	T	OL
SJ ALL-TIME Record	12	11	3	1
SJ HOME	7	5	1	1
SJ ROAD	5	6	2	0

### 2009-10 RESULTS

DATE	SITE	W	L	OT	SJ	OPP
10/17/2009	A	1	0	0	4	1
<b>TOTALS</b>		<b>1</b>	<b>0</b>	<b>0</b>	<b>4</b>	<b>1</b>

### NOTES

- San Jose is 9-2-1-1 in their last 13 meetings vs. the Islanders.
- No Sharks player has ever scored a hat trick against the Islanders.
- Before the 2007-08 season, San Jose had not visited Long Island since Oct. 20, 2001.
- On Oct. 17, 2009 against the Islanders, Evgeni Nabokov appeared in his 500th career game and earned the win, stopping 31 shots in a 4-1 decision.

**Last Sharks Win** — Oct. 17, 2009 (Sharks 4 @ Islanders 1)  
**Last Islanders Win** — Feb. 18, 2008 (Sharks 2 @ Islanders 3)  
**Last Sharks Shutout** — Oct. 7, 2006 (Islanders 0 @ Sharks 2) (Evgeni Nabokov)  
**Last Islanders Shutout** — Feb. 19, 2003 (Sharks 0 @ Islanders 3) (Garth Snow)  
**Last Sharks Win At Home** — Jan. 3, 2009 (Islanders 3 @ Sharks 3)  
**Last Islanders Win At Home** — Feb. 18, 2008 (Sharks 2 @ Islanders 3)  
**Last Sharks Win At Islanders** — Oct. 17, 2009 (Sharks 4 @ Islanders 1)  
**Last Sharks Overtime Win At Home** — None  
**Last Islanders Overtime Win At Home** — None  
**Last Sharks Overtime Win At Islanders** — Jan. 2, 1999 (Sharks 4 @ Islanders 3 OT)  
**Last Islanders Overtime Win At Sharks** — Jan. 29, 2000 (Islanders 3 @ Sharks 2 OT)  
**Last Sharks Shootout Win** — None  
**Last Sharks Shootout Loss** — None  
**Most Goals By Sharks** — 5, 3 times, MR, Jan. 3, 2009 (Islanders 3 @ Sharks 5)  
**Most Goals By Islanders** — 8, Oct. 29, 1991 (Sharks 4 @ Islanders 8)  
**Most Goals By Both Teams** — 12, Oct. 29, 1991 (Sharks 4 @ Islanders 8)  
**Last Sharks Hat Trick** — None  
**Last Islanders Hat Trick** — Zigmund Palffy, Oct. 16, 1997 (Islanders 5 @ Sharks 2)  
**Last Sharks Penalty Shot** — None  
**Last Islanders Penalty Shot** — None

### 2009-10 ISLANDERS LEADERS

<b>Goals</b>	Matt Moulson, 30
<b>Assists</b>	Mark Streit, 38
<b>Points</b>	John Tavares, 54
<b>Shots</b>	Kyle Okposo, 249
<b>GAA</b>	Dwayne Roloson, 3.00
<b>Wins</b>	Dwayne Roloson, 23
<b>Shutouts</b>	Dwayne Roloson and Martin Biron, 1
<b>Save %</b>	Dwayne Roloson, .907
<b>Record</b>	34-37-11, 79 pts. 5th/Atlantic Division 13th/Eastern Conference

### 2010 PLAYOFFS

Did not qualify





## NEW YORK RANGERS



## MADISON SQUARE GARDEN

14th Floor, Two Pennsylvania Plaza  
New York, N.Y. 10121

Phone: 212-465-6486 • Fax: 212-465-6494

G.M.: Glen Sather

Coach: John Tortorella

P.R.: John Rosasco, Brendan McIntyre, Lauren Buchman, Dino Ticinelli

Press Box: 212-465-6761

## PRACTICE FACILITY

711 Old Saw Mill River Road  
Tarrytown, N.Y. 10591

## AHL AFFILIATE

Hartford Wolf Pack



Ryan Callahan

## ALL-TIME RECORD

VS. NEW YORK RANGERS	W	L	T	OL
SJ ALL-TIME Record	6	17	3	1
SJ HOME	3	10	2	0
SJ ROAD	3	7	1	1

## 2009-10 RESULTS

DATE	SITE	W	L	OT	SJ	OPP
10/19/2009	A	1	0	0	7	3
<b>TOTALS</b>		<b>1</b>	<b>0</b>	<b>0</b>	<b>7</b>	<b>3</b>

## NOTES

- Neither team has registered a hat trick in the series.
- The Sharks have never shutout the Rangers.
- On Oct. 22, 2001, former Ranger Adam Graves got his first point of the season with the Sharks after an emotional pregame tribute at Madison Square Garden.
- On Nov. 11, 2002, Patrick Marleau scored on his first career penalty shot attempt in a 5-4 loss at San Jose against Dan Blackburn.
- On Feb. 17, 2008 at Madison Square Garden, Joe Thornton recorded his 500th assist.
- Before the 2007-08 season, San Jose had not visited Madison Square Garden since Dec. 16, 2002.

**Last Sharks Win** — Oct. 19, 2009, (Sharks 7 @ Rangers 3)  
**Last Rangers Win** — Feb. 17, 2008 (Sharks 1 @ Rangers 3)  
**Last Sharks Shutout** — None  
**Last Rangers Shutout** — Feb. 22, 1993 (Rangers 4 @ Sharks 0) (John Vanbiesbrouck)  
**Last Sharks Win At Home** — Dec. 20, 2008 (Rangers 2 @ Sharks 3)  
**Last Rangers Win At Home** — Feb. 17, 2008 (Sharks 1 @ Rangers 3)  
**Last Sharks Win At Rangers** — Oct. 19, 2009, (Sharks 7 @ Rangers 3)  
**Last Rangers Win At Sharks** — Nov. 2, 2006 (Rangers 3 @ Sharks 1)  
**Last Sharks Overtime Win At Home** — None  
**Last Rangers Overtime Win At Home** — Dec. 16, 2002 (Sharks 1 @ Rangers 2 OT)  
**Last Sharks Overtime Win At Rangers** — None  
**Last Rangers Overtime Win At Sharks** — None  
**Last Sharks Shootout Win** — None  
**Last Sharks Shootout Loss** — None  
**Most Goals By Sharks** — 7, Oct. 19, 2009, (Sharks 7 @ Rangers 3)  
**Most Goals By Rangers** — 8, 2 times, MR, Jan. 25, 1994 (Rangers 8 @ Sharks 3)  
**Most Goals By Both Teams** — 11, 2 times, MR, Jan. 10, 1996 (Sharks 4 @ Rangers 7)  
**Last Sharks Hat Trick** — None  
**Last Rangers Hat Trick** — None  
**Last Sharks Penalty Shot** — Patrick Marleau (Successful — Dan Blackburn), Nov. 11, 2002 (Rangers 5 @ Sharks 4)  
**Last Rangers Penalty Shot** — None

## 2009-10 RANGERS LEADERS

<b>Goals</b>	Marian Gaborik, 42
<b>Assists</b>	Marian Gaborik, 44
<b>Points</b>	Marian Gaborik, 86
<b>Shots</b>	Marian Gaborik, 272
<b>GAA</b>	Henrik Lundqvist, 2.38
<b>Wins</b>	Henrik Lundqvist, 35
<b>Shutouts</b>	Henrik Lundqvist, 4
<b>Save %</b>	Henrik Lundqvist, .921
<b>Record</b>	38-33-11, 87 pts. 4th/Atlantic Division 9th/Eastern Conference

## 2010 PLAYOFFS

Did not qualify





## OTTAWA SENATORS



### SCOTIABANK PLACE

1000 Palladium Drive

Ottawa, Ontario K2V 1A5

Phone: 613-599-0250 • Fax: 613-599-5562

G.M.: Bryan Murray

Coach: Cory Clouston

P.R.: Phil Legault, Brian Morris, Chris Moore

Press Box: 613-599-0436

### PRACTICE FACILITY

Bell Sensplex

1565 Maple Grove Road

Ottawa, Ontario K2V 1A3

Phone: 613-599-0363

### AHL AFFILIATE

Binghamton Senators



*Daniel Alfredsson*

### ALL-TIME RECORD

VS. OTTAWA	W	L	T	OL
SJ ALL-TIME Record	10	8	4	0
SJ HOME	7	4	0	0
SJ ROAD	3	4	4	0

### 2009-10 RESULTS

DATE	SITE	W	L	OT	SJ	OPP
12/1/2009	H	1	0	0	5	2
<b>TOTALS</b>		<b>1</b>	<b>0</b>	<b>0</b>	<b>5</b>	<b>2</b>

### NOTES

- On March 6, 1997, Ed Belfour recorded San Jose's first shutout vs. Ottawa with a 2-0 win.
- On Oct. 18, 2003, Marian Hossa scored on a penalty shot against Evgeni Nabokov, the first-ever penalty shot between the two teams.
- On Jan. 12, 2006, the Sharks improved to 8-0 against the Eastern Conference in 2005-06 as Evgeni Nabokov recorded his first shutout of the season, 2-0.
- On Dec. 1, 2009, Patrick Marleau played in his 900th career game and scored two goals, including the game-winner, in a 5-2 win in San Jose. Dany Heatley tallied two assists against his former team while former Shark Milan Michalek had two goals in his first game against San Jose.

**Last Sharks Win** — Dec. 1, 2009 (Ottawa 2 @ Sharks 5)

**Last Ottawa Win** — Oct. 18, 2003 (Ottawa 4 @ Sharks 1)

**Last Sharks Shutout** — Jan. 12, 2006 (Sharks 2 @ Ottawa 0)  
(Evgeni Nabokov)

**Last Ottawa Shutout** — Oct. 7, 1997 (Ottawa 1 @ Sharks 0)  
(Damien Rhodes)

**Last Sharks Win At Home** — Dec. 1, 2009 (Ottawa 2 @ Sharks 5)

**Last Ottawa Win At Home** — Dec. 19, 2002 (Sharks 3 @ Ottawa 9)

**Last Sharks Win At Ottawa** — Feb. 26, 2009 (Sharks 2 @ Ottawa 1)

**Last Ottawa Win At Sharks** — Oct. 18, 2003 (Ottawa 4 @ Sharks 1)

**Last Sharks Overtime Win At Home** — March 5, 2008 (Ottawa 2 @ Sharks 3 OT)

**Last Ottawa Overtime Win At Home** — None

**Last Sharks Overtime Win At Ottawa** — None

**Last Ottawa Overtime Win At Sharks** — None

**Last Sharks Shootout Win** — None

**Last Sharks Shootout Loss** — None

**Most Goals By Sharks** — 5, 2 times, MR, Dec. 1, 2009 (Ottawa 2 @ Sharks 5)

**Most Goals By Ottawa** — 9, Dec. 19, 2002 (Sharks 3 @ Ottawa 9)

**Most Goals By Both Teams** — 12, 2 times, MR, Dec. 19, 2002 (Sharks 3 @ Ottawa 9)

**Last Sharks Hat Trick** — None

**Last Ottawa Hat Trick** — Daniel Alfredsson, March 1, 2001 (Sharks 4 @ Ottawa 8)

**Last Sharks Penalty Shot** — None

**Last Ottawa Penalty Shot** — Marian Hossa (Successful — Evgeni Nabokov), Oct. 18, 2003 (Ottawa 4 @ Sharks 1)

### 2009-10 SENATORS LEADERS

#### Goals

Mike Fisher, 25

#### Assists

Daniel Alfredsson, 51

#### Points

Daniel Alfredsson, 71

#### Shots

Mike Fisher, 212

#### GAA

Brian Elliott, 2.57

#### Wins

Brian Elliott, 29

#### Shutouts

Brian Elliott, 5

#### Save %

Brian Elliott, .909

#### Record

44-32-6, 94 pts.

2nd/Northeast Division

5th/Eastern Conference

### 2010 PLAYOFFS

**Eastern Conference Quarterfinals:** Lost to Pittsburgh, 4-2





## PHILADELPHIA FLYERS



## WELLS FARGO CENTER

3601 S. Broad St.  
Philadelphia, Pa. 19148  
**Phone:** 215-465-4500 • **Fax:** 215-389-9403  
**G.M.:** Paul Holmgren  
**Coach:** Peter Laviolette  
**P.R.:** Zack Hill, Joe Sivilie, Brian Smith  
**Press Box:** 215-336-3600 x 2115

## PRACTICE FACILITY

The Virtua Center  
Flyers Skate Zone  
601 Laurel Oak Road  
Voorhees, N.J. 08043  
**Phone:** 856-309-4444

## AHL AFFILIATE

Adirondack Phantoms



Mike Richards

## ALL-TIME RECORD

VS. PHILADELPHIA	W	L	T	OL
SJ ALL-TIME Record	12	13	4	0
SJ HOME	6	7	2	0
SJ ROAD	6	6	2	0

## 2009-10 RESULTS

DATE	SITE	W	L	OT	SJ	OPP
10/25/2009	A	1	0	0	4	1
11/20/2009	H	1	0	0	6	3
<b>TOTALS</b>		<b>2</b>	<b>0</b>	<b>0</b>	<b>10</b>	<b>4</b>

## NOTES

- On Feb. 16, 2004, five different Sharks scored in a 5-2 victory at Philadelphia.
- In his 115th NHL game on Feb. 21, 2008 at Philadelphia, Douglas Murray scored his first NHL goal in a 3-1 win.
- San Jose and Philadelphia played a rare home-and-home series during the 2008-09 season. On Oct. 18, the Sharks won in overtime at home, 5-4. Then on Oct. 22 in Philadelphia, San Jose won in a shootout, 7-6.
- The Sharks scored a franchise record four goals in the first period at Philadelphia on Oct. 22, 2008.
- The Sharks have never scored a hat trick against Philadelphia.
- On Nov. 20, 2009, Dany Heatley recorded the ninth hat trick of his career in a 6-3 win. Joe Thornton had four assists, including No. 600 and 601.

**Last Sharks Win** — Nov. 20, 2009 (Philadelphia 3 @ Sharks 6)

**Last Philadelphia Win** — Dec. 21, 2000 (Sharks 3 @ Philadelphia 4)

**Last Sharks Shutout** — Oct. 16, 2003 (Philadelphia 0 @ Sharks 0) (Evgeni Nabokov)

**Last Philadelphia Shutout** — Oct. 16, 2003 (Philadelphia 0 @ Sharks 0) (Jeff Hackett)

**Last Sharks Win At Home** — Nov. 20, 2009 (Philadelphia 3 @ Sharks 6)

**Last Philadelphia Win At Home** — Dec. 21, 2000 (Sharks 3 @ Philadelphia 4)

**Last Sharks Win At Philadelphia** — Oct. 25, 2009 (Sharks 4 @ Philadelphia 1)

**Last Philadelphia Win At Sharks** — Nov. 5, 1999 (Philadelphia 3 @ Sharks 1)

**Last Sharks Overtime Win At Home** — Oct. 18, 2008 (Philadelphia 4 @ Sharks 5 OT)

**Last Philadelphia Overtime Win At Home** — None

**Last Sharks Overtime Win At Philadelphia** — Feb. 3, 1994 (Sharks 3 @ Philadelphia 2 OT)

**Last Philadelphia Overtime Win At Sharks** — Oct. 13, 1997 (Philadelphia 3 @ Sharks 2 OT)

**Last Sharks Shootout Win** — Oct. 22, 2008 (Sharks 7 @ Philadelphia 6 SO)

**Last Sharks Shootout Loss** — None

**Most Goals By Sharks** — 7, Oct. 18, 2008 (Sharks 7 @ Philadelphia 6 SO)

**Most Goals By Philadelphia** — 8, March 17, 1996 (Sharks 2 @ Philadelphia 8)

**Most Goals By Both Teams** — 13, Oct. 22, 2008 (Sharks 7 @ Philadelphia 6 SO)

**Last Sharks Hat Trick** — Dany Heatley, Nov. 20, 2009 (Philadelphia 3 @ Sharks 6)

**Last Philadelphia Hat Trick** — John LeClair, March 17, 1996 (Sharks 2 @ Philadelphia 8)

**Last Sharks Penalty Shot** — None

**Last Philadelphia Penalty Shot** — None

## 2009-10 FLYERS LEADERS

<b>Goals</b>	Jeff Carter, 33
<b>Assists</b>	Chris Pronger, 45
<b>Points</b>	Mike Richards, 62
<b>Shots</b>	Jeff Carter, 319
<b>GAA</b>	Michael Leighton, 2.48
<b>Wins</b>	Michael Leighton and Ray Emery, 16
<b>Shutouts</b>	Ray Emery, 3
<b>Save %</b>	Michael Leighton, .918
<b>Record</b>	41-35-6, 88 pts. 3rd/Atlantic Division 7th/Eastern Conference Eastern Conference Champions

## 2010 PLAYOFFS

**Eastern Conference Quarterfinals:** Defeated New Jersey, 4-1

**Eastern Conference Semifinals:** Defeated Boston, 4-3

**Eastern Conference Finals:** Defeated Montreal, 4-1

**Stanley Cup Finals:** Lost to Chicago, 4-2





## PHOENIX COYOTES



## JOBING.COM ARENA

9400 W. Maryland Ave.

Glendale, Ariz. 85305

Phone: 623-772-3200 • Fax: 623-872-2000

G.M.: Don Maloney

Coach: Dave Tippett

P.R.: Sergey Kocharov

Press Box: 623-772-3598

## AHL AFFILIATE

San Antonio Rampage



Wojtek Wolski

## ALL-TIME RECORD

VS. PHOENIX	W	L	T	OL
SJ ALL-TIME Record	49	40	7	7
SJ HOME	25	16	4	5
SJ ROAD All-Time	24	24	3	2
WPG	4	7	3	0
PHX	20	17	0	2

## 2009-10 RESULTS

DATE	SITE	W	L	OT	SJ	OPP
10/12/2009	H	0	0	1	0	1
12/12/2009	A	0	1	0	1	2
12/28/2009	H	1	0	0	3	2
12/31/2009	A	1	0	0	3	2
1/12/2010	A	1	0	0	3	1
4/10/2010	H	1	0	0	3	2
<b>TOTALS</b>		<b>4</b>	<b>1</b>	<b>1</b>	<b>13</b>	<b>10</b>

## NOTES

- Jonathan Cheechoo and Patrick Marleau set franchise records in a 3-2 win at Phoenix on April 10, 2002. Cheechoo became the first Sharks player to score 50 goals (50th and 51st) in a season. Cheechoo and Marleau also surpassed Owen Nolan (84) for most points in a season (Marleau assisted on Cheechoo's 51st goal to give both 85 points).
- On Dec. 11, 2006, Patrick Marleau played in his 671st game, tying him with Mike Rathje for first on the Sharks all-time games played list.
- Jeremy Roenick scored his 500th goal in a 4-1 over Phoenix on Nov. 10, 2007. He became the 40th player in NHL history and the third American-born player to reach this plateau.
- On April 10, 2010, Patrick Marleau scored his 44th goal, tying Owen Nolan for second-most in a single season, in a 3-2 shootout win.

- Last Sharks Win** — April 10, 2010 (Phoenix 2 @ Sharks 3 SO)  
**Last Phoenix Win** — Dec. 12, 2009 (Sharks 1 @ Phoenix 2)  
**Last Sharks Shutout** — Jan. 29, 2009 (Phoenix 0 @ Sharks 2) (Evgeni Nabokov)  
**Last Phoenix Shutout** — Oct. 12, 2009 (Phoenix 1 @ Sharks 0 SO) (Ilya Bryzgalov)  
**Last Sharks Win At Home** — April 10, 2010 (Phoenix 2 @ Sharks 3 SO)  
**Last Phoenix Win At Home** — Dec. 12, 2009 (Sharks 1 @ Phoenix 2)  
**Last Sharks Win At Phoenix** — Jan. 12, 2010 (Sharks 3 @ Phoenix 1)  
**Last Phoenix Win At Sharks** — Oct. 12, 2009 (Phoenix 1 @ Sharks 0 SO)  
**Last Sharks Overtime Win At Home** — March 28, 1995 (Winnipeg 5 @ Sharks 6 OT)  
**Last Phoenix Overtime Win At Home** — March 25, 2008 (Sharks 4 @ Phoenix 5 OT)  
**Last Sharks Overtime Win At Phoenix** — Feb. 12, 2006 (Sharks 5 @ Phoenix 4 OT)  
**Last Phoenix Overtime Win At Sharks** — Dec. 20, 2007 (Phoenix 3 @ Sharks 2 OT)  
**Last Sharks Shootout Win** — April 10, 2010 (Phoenix 2 @ Sharks 3 SO)  
**Last Sharks Shootout Loss** — Oct. 12, 2009 (Phoenix 1 @ Sharks 0 SO)  
**Most Goals By Sharks** — 9, March 29, 1994 (Winnipeg 4 @ Sharks 9)  
**Most Goals By Phoenix** — 9, April 1, 1993 (Winnipeg 9 @ Sharks 5)  
**Most Goals By Both Teams** — 14, April 1, 1993 (Winnipeg 9 @ Sharks 5)  
**Last Sharks Hat Trick** — Joe Thornton, March 25, 2008 (Sharks 4 @ Phoenix 5 OT)  
**Last Phoenix Hat Trick** — Jeremy Roenick, Dec. 30, 2006 (Sharks 0 @ Phoenix 8)  
**Last Sharks Penalty Shot** — Joe Pavelski (Unsuccessful — Mikael Tellqvist), Nov. 12, 2007 (Phoenix 0 @ Sharks 5)  
**Last Phoenix Penalty Shot** — None

## 2009-10 COYOTES LEADERS

<b>Goals</b>	Radim Vrbata, 24
<b>Assists</b>	Shane Doan, 37
<b>Points</b>	Shane Doan, 55
<b>Shots</b>	Radim Vrbata, 266
<b>GAA</b>	Jason LaBarbera, 2.13
<b>Wins</b>	Ilya Bryzgalov, 42
<b>Shutouts</b>	Ilya Bryzgalov, 8
<b>Save %</b>	Jason LaBarbera, .928
<b>Record</b>	50-25-7, 107 pts. 2nd/Pacific Division 4th/Western Conference

## 2010 PLAYOFFS

Western Conference Quarterfinals: Lost to Detroit, 4-3





## PITTSBURGH PENGUINS



## CONSOL ENERGY CENTER

1001 Fifth Avenue

Pittsburgh, Pa. 15219

Phone: 412-642-1300 • Fax: 412-255-1980

G.M.: Ray Shero

Coach: Dan Bylsma

P.R.: Jennifer Bullano, Sam Kasan, Erik Heasley

Press Box: 412-642-1810

## AHL AFFILIATE

Wilkes-Barre/

Scranton Penguins



Jordan Staal

## ALL-TIME RECORD

VS. PITTSBURGH	W	L	T	OL
SJ ALL-TIME Record	13	10	3	1
SJ HOME	8	6	2	0
SJ ROAD	5	4	1	1

## 2009-10 RESULTS

DATE	SITE	W	L	OT	SJ	OPP
11/7/2009	H	1	0	0	5	0
<b>TOTALS</b>		<b>1</b>	<b>0</b>	<b>0</b>	<b>5</b>	<b>0</b>

## NOTES

- Mario Lemieux scored 49 points (17 goals and 32 assists) in 14 games against San Jose. He had five multi-goal games against the Sharks, but never recorded a hat trick.
- On Jan. 13, 1996 at Pittsburgh, San Jose established a franchise record for most goals in a game (10) as the Sharks won, 10-8. The record was tied on March 30, 2002 vs. Columbus.
- San Jose didn't have a power play opportunity (a franchise first) in their 4-1 loss at Pittsburgh on Nov. 23, 2002.
- On Feb. 27, 2004, Vincent Damphousse played in his 229th consecutive game, breaking the franchise record (228) held by Mike Ricci.

- Last Sharks Win** — Nov. 7, 2009 (Pittsburgh 0 @ Sharks 5)  
**Last Pittsburgh Win** — Feb. 11, 2009 (Sharks 1 @ Pittsburgh 2 SO)  
**Last Sharks Shutout** — Nov. 7, 2009 (Pittsburgh 0 @ Sharks 5) (Evgeni Nabokov)  
**Last Pittsburgh Shutout** — Dec. 13, 1996 (Pittsburgh 4 @ Sharks 0) (Patrick Lalime)  
**Last Sharks Win At Home** — Nov. 7, 2009 (Pittsburgh 0 @ Sharks 5)  
**Last Pittsburgh Win At Home** — Feb. 11, 2009 (Sharks 1 @ Pittsburgh 2 SO)  
**Last Sharks Win At Pittsburgh** — Feb. 24, 2008 (Sharks 2 @ Pittsburgh 1 SO)  
**Last Pittsburgh Win At Sharks** — Oct. 22, 1997 (Pittsburgh 5 @ Sharks 2)  
**Last Sharks Overtime Win At Home** — None  
**Last Pittsburgh Overtime Win At Home** — None  
**Last Sharks Overtime Win At Pittsburgh** — None  
**Last Pittsburgh Overtime Win At Sharks** — None  
**Last Sharks Shootout Win** — Feb. 24, 2008 (Sharks 2 @ Pittsburgh 1 SO)  
**Last Sharks Shootout Loss** — Feb. 11, 2009 (Sharks 1 @ Pittsburgh 2 SO)  
**Most Goals By Sharks** — 10, Jan. 13, 1996 (Sharks 10 @ Pittsburgh 8)  
**Most Goals By Pittsburgh** — 10, Dec. 17, 1991 (Sharks 2 @ Pittsburgh 10)  
**Most Goals By Both Teams** — 18, Jan. 13, 1996 (Sharks 10 @ Pittsburgh 8)  
**Last Sharks Hat Trick** — Ray Sheppard, Jan. 13, 1996 (Sharks 10 @ Pittsburgh 8)  
**Last Pittsburgh Hat Trick** — Ron Francis, Nov. 10, 1995 (Pittsburgh 9 @ Sharks 1)  
**Last Sharks Penalty Shot** — None  
**Last Pittsburgh Penalty Shot** — Martin Straka (Unsuccessful — Evgeni Nabokov), Nov. 1, 2000 (Pittsburgh 2 @ Sharks 3)

## 2009-10 PENGUINS LEADERS

<b>Goals</b>	Sidney Crosby, 51
<b>Assists</b>	Sidney Crosby, 58
<b>Points</b>	Sidney Crosby, 107
<b>Shots</b>	Sidney Crosby, 298
<b>GAA</b>	Marc-Andre Fleury, 2.65
<b>Wins</b>	Marc-Andre Fleury, 37
<b>Shutouts</b>	Marc-Andre Fleury, 1
<b>Save %</b>	Brent Johnson, .906
<b>Record</b>	47-28-7, 101 pts. 2nd/Atlantic Division 4th/Eastern Conference

## 2010 PLAYOFFS

- Eastern Conference Quarterfinals:** Defeated Philadelphia, 4-2  
**Eastern Conference Semifinals:** Lost to Montreal, 4-3





## ST. LOUIS BLUES



## SCOTTRADE CENTER

1401 Clark Ave.

St. Louis, Mo. 63103

Phone: 314-622-2500 • Fax: 314-622-2582

President of Hockey Operations/Alternate Governor:

John Davidson

G.M.: Doug Armstrong

Coach: Davis Payne

P.R.: Mike Caruso, Rich Jankowski, Dan O'Neill

Press Box: 314-589-5300

## PRACTICE FACILITY

St. Louis Mills Ice Zone

5555 St. Louis Mills Road

Hazelwood, Mo. 63042

Phone: 314-227-5288

## AHL AFFILIATE

Peoria Rivermen



Andy McDonald

## ALL-TIME RECORD

VS. ST. LOUIS	W	L	T	OL
SJ ALL-TIME Record	28	37	2	5
SJ HOME	11	19	1	3
SJ ROAD	17	18	1	2

## 2009-10 RESULTS

DATE	SITE	W	L	OT	SJ	OPP
11/14/2009	A	1	0	0	3	1
12/3/2009	H	0	0	1	2	3
1/6/2010	H	1	0	0	2	1
2/4/2010	A	1	0	0	4	2
<b>TOTALS</b>		<b>3</b>	<b>0</b>	<b>1</b>	<b>11</b>	<b>7</b>

## NOTES

- No Sharks player has posted a hat trick against the Blues.
- On Nov. 4, 1995, San Jose scored five goals in 13 minutes and 13 seconds, setting a franchise record for the fastest five goals scored in a game.
- On March 11, 2003 in San Jose, Miroslav Zalesak registered his first NHL goal on his first NHL shot in a 4-2 loss.
- On Feb. 29, 2004, Evgeni Nabokov recorded his eighth shutout of the season and 25th in the NHL, setting a single-season career and franchise record.
- San Jose set a franchise mark with their 11th consecutive win in a 4-1 decision over the Blues on March 14, 2008.
- Patrick Marleau broke his previous record for most goals in a season (34) by scoring a goal (35) at St. Louis on March 12, 2009.

- Last Sharks Win** — Feb. 4, 2010 (Sharks 4 @ St. Louis 2)
- Last St. Louis Win** — Dec. 3, 2009 (St. Louis 3 @ Sharks 2 SO)
- Last Sharks Shutout** — March 1, 2008 (Sharks 2 @ St. Louis 0) (Brian Boucher)
- Last St. Louis Shutout** — Jan. 20, 2007 (St. Louis 1 @ San Jose 0) (Manny Legace)
- Last Sharks Win At Home** — Jan. 6, 2010 (St. Louis 1 @ Sharks 2 OT)
- Last St. Louis Win At Home** — March 12, 2009 (Sharks 1 @ St. Louis 3)
- Last Sharks Win At St. Louis** — Feb. 4, 2010 (Sharks 4 @ St. Louis 2)
- Last St. Louis Win At Sharks** — Dec. 3, 2009 (St. Louis 3 @ Sharks 2 SO)
- Last Sharks Overtime Win At Home** — Jan. 6, 2010 (St. Louis 1 @ Sharks 2 OT)
- Last St. Louis Overtime Win At Home** — Dec. 30, 1999 (Sharks 1 @ St. Louis 2 OT)
- Last Sharks Overtime Win At St. Louis** — None
- Last St. Louis Overtime Win At Sharks** — Nov. 13, 2003 (St. Louis 4 @ Sharks 3 OT)
- Last Sharks Shootout Win** — Nov. 6, 2008 (St. Louis 4 @ Sharks 5 SO)
- Last Sharks Shootout Loss** — Dec. 3, 2009 (St. Louis 3 @ Sharks 2 SO)
- Most Goals By Sharks** — 7, 2 times, MR, Oct. 8, 2005 (Sharks 7 @ St. Louis 6)
- Most Goals By St. Louis** — 7, Feb. 26, 2001 (Sharks 2 @ St. Louis 7)
- Most Goals By Both Teams** — 13, Oct. 8, 2005 (Sharks 7 @ St. Louis 6)
- Last Sharks Hat Trick** — None
- Last St. Louis Hat Trick** — Bill Guerin, Feb. 13, 2007 (Sharks 6 @ St. Louis 5)
- Last Sharks Penalty Shot** — Patrick Marleau (Successful — Hannu Toivonen), March 14, 2008 (St. Louis 1 @ Sharks 4)
- Last St. Louis Penalty Shot** — Sergei Varlamov (Unsuccessful — Evgeni Nabokov), Jan. 8, 2002 (Blues 6 @ Sharks 2)

## 2009-10 BLUES LEADERS

<b>Goals</b>	Andy McDonald and Alexander Steen, 24
<b>Assists</b>	Andy McDonald, 33
<b>Points</b>	Andy McDonald, 57
<b>Shots</b>	Paul Kariya, 221
<b>GAA</b>	Ty Conklin, 2.48
<b>Wins</b>	Chris Mason, 30
<b>Shutouts</b>	Ty Conklin, 4
<b>Save %</b>	Ty Conklin, .921
<b>Record</b>	40-32-10, 90 pts. 4th/Central Division 9th/Western Conference

## 2010 PLAYOFFS

Did not qualify





## TAMPA BAY LIGHTNING



## ST. PETE TIMES FORUM

401 Channelside Drive

Tampa, Fla. 33602

Phone: 813-301-6500 • Fax: 813-301-1487

G.M.: Steve Yzerman

Coach: Guy Boucher

P.R.: Bill Wickett, Brian Breseman

Press Box: 813-301-6873, 6874

## PRACTICE FACILITY

Ice Sports Forum

10222 Elizabeth Place

Brandon, Fla. 33619

Phone: 813-684-7825

Fax: 813-655-0642

## AHL AFFILIATE

Norfolk Admirals



Steven Stamkos

## ALL-TIME RECORD

VS. TAMPA BAY	W	L	T	OL
SJ ALL-TIME Record	11	13	2	1
SJ HOME	5	6	1	0
SJ ROAD	6	7	1	1

## 2009-10 RESULTS

DATE	SITE	W	L	OT	SJ	OPP
10/22/2009	A	0	1	0	2	5
<b>TOTALS</b>		<b>0</b>	<b>1</b>	<b>0</b>	<b>2</b>	<b>5</b>

## NOTES

- In San Jose on March 24, 2003, Martin St. Louis was awarded the first penalty shot between the two teams, which was unsuccessful, against Evgeni Nabokov in a 4-1 Sharks loss.
- Vesa Toskala earned his fifth straight win as a starter in a 3-1 win over the Lightning on Jan. 16, 2006.
- On Oct. 29, 2006, San Jose snapped a two-game losing streak in a 4-2 win at Tampa Bay. Joe Thornton scored his first goal of the season while Ryane Clowe potted his first NHL goal.

Last Sharks Win — Jan. 13, 2009 (Tampa Bay 1 @ Sharks 7)

Last Tampa Bay Win — Oct. 22, 2009 (Sharks 2 @ Tampa Bay 5)

Last Sharks Shutout — Oct. 25, 2008 (Sharks 3 @ Tampa Bay 0) (Brian Boucher)

Last Tampa Bay Shutout — None

Last Sharks Win At Home — Jan. 13, 2009 (Tampa Bay 1 @ Sharks 7)

Last Tampa Bay Win At Home — Oct. 22, 2009 (Sharks 2 @ Tampa Bay 5)

Last Sharks Win At Tampa Bay — Oct. 25, 2008 (Sharks 3 @ Tampa Bay 0)

Last Tampa Bay Win At Sharks — March 24, 2003 (Tampa Bay 2 @ Sharks 1)

Last Sharks Overtime Win At Home — None

Last Tampa Bay Overtime Win At Home — March 6, 2001 (Sharks 1 @ Tampa Bay 2 OT)

Last Sharks Overtime Win At Tampa Bay — None

Last Tampa Bay Overtime Win At Sharks — Dec. 16, 1992 (Tampa Bay 5 @ Sharks 4 OT)

Last Sharks Shootout Win — None

Last Sharks Shootout Loss — None

Most Goals By Sharks — 8, Feb. 8, 2000 (Sharks 8 @ Tampa Bay 0)

Most Goals By Tampa Bay — 7, March 1, 1996 (Tampa Bay 7 @ Sharks 3)

Most Goals By Both Teams — 10, March 1, 1996 (Tampa Bay 7 @ Sharks 3)

Last Sharks Hat Trick — None

Last Tampa Bay Hat Trick — Brian Bellows and Jason Weimer, March 1, 1996 (Tampa Bay 7 @ Sharks 3)

Last Sharks Penalty Shot — None

Last Tampa Bay Penalty Shot — Martin St. Louis

(Unsuccessful — Evgeni Nabokov), March 24, 2003 (Tampa Bay 4 @ Sharks 1)

## 2009-10 LIGHTNING LEADERS

Goals	Steven Stamkos, 51
Assists	Martin St. Louis, 65
Points	Steven Stamkos, 95
Shots	Steven Stamkos, 297
GAA	Antero Niittymäki, 2.87
Wins	Antero Niittymäki, 21
Shutouts	Mike Smith, 2
Save %	Antero Niittymäki, .909
Record	34-36-12, 80 pts. 4th/Southeast Division 12th/Eastern Conference

## 2010 PLAYOFFS

Did not qualify





## TORONTO MAPLE LEAFS



### AIR CANADA CENTRE

50 Bay Street, Suite 500

Toronto, Ontario M5J 2L2

Phone: 416-815-5700 • Fax: 416-359-9331

President & G.M.: Brian Burke

Coach: Ron Wilson

P.R.: Pat Park, Craig Downey, Aaron Gogishvili

Press Box: 416-815-5702

### PRACTICE FACILITY

MasterCard Centre For Hockey Excellence

400 Kipling Ave.

Etobicoke, Ontario M8V 3L1

Phone: 416-815-6070

### AHL AFFILIATE

Toronto Marlies



*Jonas Gustavsson*

### ALL-TIME RECORD

VS. TORONTO	W	L	T	OL
SJ ALL-TIME Record	13	19	5	0
SJ HOME	7	7	3	0
SJ ROAD	6	12	2	0

### 2009-10 RESULTS

DATE	SITE	W	L	OT	SJ	OPP
2/8/2010	A	1	0	0	3	2
<b>TOTALS</b>		<b>1</b>	<b>0</b>	<b>0</b>	<b>3</b>	<b>2</b>

### NOTES

- The Sharks are 7-3-2-0 in their last 12 games vs. Toronto.
- On Nov. 4, 1997 in San Jose, the Sharks and Maple Leafs played to a 0-0 tie, the last shutout by either team in the series.
- Nine of the last 14 games in this series have been played in Toronto.

**Last Sharks Win** — Feb. 8, 2010 (Sharks 3 @ Toronto 2)

**Last Toronto Win** — Jan. 29, 2002 (Sharks 3 @ Toronto 4)

**Last Sharks Shutout** — Nov. 4, 1997 (Toronto 0 @ Sharks 0)  
(Mike Vernon)

**Last Toronto Shutout** — Nov. 4, 1997 (Toronto 0 @ Sharks 0)  
(Glenn Healy and Marcel Cousineau)

**Last Sharks Win At Home** — Dec. 12, 2008 (Toronto 2 @ Sharks 5)

**Last Toronto Win At Home** — Jan. 29, 2002 (Sharks 3 @ Toronto 4)

**Last Sharks Win At Toronto** — Feb. 8, 2010 (Sharks 3 @ Toronto 2)

**Last Toronto Win At Sharks** — March 25, 1997 (Toronto 2 @ Sharks 1)

**Last Sharks Overtime Win At Home** — None

**Last Toronto Overtime Win At Home** — None

**Last Sharks Overtime Win At Toronto** — None

**Last Toronto Overtime Win At Sharks** — None

**Last Sharks Shootout Win** — None

**Last Sharks Shootout Loss** — None

**Most Goals By Sharks** — 8, March 24, 1999 (Sharks 8 @ Toronto 5)

**Most Goals By Toronto** — 7, 2 times, MR, Oct. 17, 1995  
(Sharks 2 @ Toronto 7)

**Most Goals By Both Teams** — 13, March 24, 1999 (Sharks 8 @ Toronto 5)

**Last Sharks Hat Trick** — None

**Last Toronto Hat Trick** — None

**Last Sharks Penalty Shot** — Marco Sturm (Unsuccessful  
— Mikael Tellqvist), Nov. 15, 2003 (Toronto 2 @ Sharks 2)

**Last Toronto Penalty Shot** — Mats Sundin (Successful  
— Arturs Irbe), March 15, 1995 (Toronto 2 @ Sharks 1)

### 2009-10 MAPLE LEAFS LEADERS

<b>Goals</b>	Phil Kessel, 30
<b>Assists</b>	Tomas Kaberle, 42
<b>Points</b>	Phil Kessel, 55
<b>Shots</b>	Phil Kessel, 297
<b>GAA</b>	Jean-Sebastien Giguere, 2.49
<b>Wins</b>	Jonas Gustavsson, 16
<b>Shutouts</b>	Jean-Sebastien Giguere, 2
<b>Save %</b>	Jean-Sebastien Giguere, .916
<b>Record</b>	30-38-14, 74 pts. 5th/Northeast Division 15th/Eastern Conference

### 2010 PLAYOFFS

Did not qualify





## VANCOUVER CANUCKS



## ROGERS ARENA

800 Griffiths Way  
Vancouver, British Columbia V6B 6G1  
Phone: 604-899-4600 • Fax: 604-899-4640

**President/G.M.:** Michael D. Gillis

**Coach:** Alain Vigneault

**P.R.:** T.C. Carling, Ben Brown, Stephanie Maniago, Jen Rollins

## AHL AFFILIATE

Manitoba Moose



Alexander Edler

## ALL-TIME RECORD

VS. VANCOUVER	W	L	T	OL
SJ ALL-TIME Record	33	37	9	3
SJ HOME	18	17	5	2
SJ ROAD	15	20	4	1

## 2009-10 RESULTS

DATE	SITE	W	L	OT	SJ	OPP
12/29/2009	A	1	0	0	4	2
3/18/2010	A	0	1	0	2	3
3/27/2010	H	1	0	0	4	2
4/8/2010	H	1	0	0	4	2
<b>TOTALS</b>		<b>3</b>	<b>1</b>	<b>0</b>	<b>14</b>	<b>9</b>

## NOTES

- On Nov. 5, 2000 at Vancouver, Scott Thornton scored two goals in 22 seconds, then the fastest two goals by a Sharks player.
- On Nov. 3, 2001, San Jose scored three goals (Jeff Jillson, Scott Thornton and Marco Sturm) in 36 seconds — a franchise record for the fastest three goals scored.
- The Sharks swept all four games in 2001-02 — the first time either team swept the season series.
- On March 9, 2007, Evgeni Nabokov's franchise record shutout streak was stopped at 166 minutes, seven seconds (166:07) when Taylor Pyatt scored in the third period. That goal also ended a team shutout streak of 167:16 (also a franchise record).
- On Nov. 29, 2009, Frazer McLaren scored his first NHL goal in a 4-2 Sharks win.

**Last Sharks Win** — April 8, 2010 (Vancouver 2 @ Sharks 4)

**Last Vancouver Win** — March 18, 2010 (Sharks 2 @ Vancouver 3)

**Last Sharks Shutout** — Dec. 23, 2008 (Vancouver 0 @ Sharks 5) (Evgeni Nabokov)

**Last Vancouver Shutout** — Feb. 8, 2001 (Sharks 0 @ Vancouver 0) (Bob Essesna)

**Last Sharks Win At Home** — April 8, 2010 (Vancouver 2 @ Sharks 4)

**Last Vancouver Win At Home** — March 18, 2010 (Sharks 2 @ Vancouver 3)

**Last Sharks Win At Vancouver** — Dec. 29, 2009 (Sharks 4 @ Vancouver 2)

**Last Vancouver Win At Sharks** — April 7, 2007 (Vancouver 4 @ Sharks 3 OT)

**Last Sharks Overtime Win At Home** — Jan. 20, 2009 (Vancouver 1 @ Sharks 2 OT)

**Last Vancouver Overtime Win At Home** — Feb. 26, 2004 (Sharks 2 @ Vancouver 3 OT)

**Last Sharks Overtime Win At Vancouver** — April 12, 2006 (Sharks 5 @ Vancouver 4 OT)

**Last Vancouver Overtime Win At Sharks** — April 7, 2007 (Vancouver 4 @ Sharks 3 OT)

**Last Sharks Shootout Win** — None

**Last Sharks Shootout Loss** — None

**Most Goals By Sharks** — 7, 4 times, MR, March 10, 2002 (Sharks 7 @ Vancouver 4)

**Most Goals By Vancouver** — 8, 2 times, MR, Dec. 18, 1992 (Sharks 1 @ Vancouver 8)

**Most Goals By Both Teams** — 13, Oct. 14, 1995 (Vancouver 7 @ Sharks 6)

**Last Sharks Hat Trick** — Vincent Damphousse, April 3, 1999 (Vancouver 2 @ Sharks 5)

**Last Vancouver Hat Trick** — Markus Naslund, Oct. 21, 2002 (Vancouver 5 @ Sharks 2)

**Last Sharks Penalty Shot** — Owen Nolan (Unsuccessful — Garth Snow), Dec. 26, 1998, (Vancouver 0 @ Sharks 2)

**Last Vancouver Penalty Shot** — Pavel Bure (Successful — Mike Vernon), Nov. 12, 1997 (Vancouver 5 @ Sharks 2)

## 2009-10 CANUCKS LEADERS

<b>Goals</b>	Alexandre Burrows, 35
<b>Assists</b>	Henrik Sedin, 83
<b>Points</b>	Henrik Sedin, 112
<b>Shots</b>	Daniel Sedin, 225
<b>GAA</b>	Andrew Raycroft, 2.42
<b>Wins</b>	Roberto Luongo, 40
<b>Shutouts</b>	Roberto Luongo, 4
<b>Save %</b>	Roberto Luongo, .913
<b>Record</b>	49-28-5, 103 pts. 1st/Northwest Division 3rd/Western Conference

## 2010 PLAYOFFS

**Western Conference Quarterfinals:** Defeated Los Angeles, 4-2

**Western Conference Semifinals:** Lost to Chicago, 4-2





## WASHINGTON CAPITALS



### VERIZON CENTER

601 F St. NW  
Washington, D.C. 20004  
**Phone:** 202-266-2200 • **Fax:** 202-266-2360  
**G.M.:** George McPhee  
**Coach:** Bruce Boudreau  
**P.R.:** Nate Ewell  
**Press Box:** 202-628-3200, x7600

### OFFICE/PRACTICE FACILITY

Kettler Capitals Iceplex  
627 N. Glebe Road  
Suite 850  
Arlington, Va. 22203  
**Office:** 202-266-2200

### AHL AFFILIATE

Hershey Bears



Nicklas Backstrom

### ALL-TIME RECORD

VS. WASHINGTON	W	L	T	OL
SJ ALL-TIME Record	17	9	1	0
SJ HOME	9	3	1	0
SJ ROAD	8	6	0	0

### 2009-10 RESULTS

DATE	SITE	W	L	OT	SJ	OPP
10/15/2009	A	0	1	0	1	4
12/30/2009	H	1	0	0	5	2
<b>TOTALS</b>		<b>1</b>	<b>1</b>	<b>0</b>	<b>6</b>	<b>6</b>

### NOTES

- On Dec. 18, 2000, Todd Harvey scored the franchise's 2,000th goal in a 5-3 victory at Washington.
- On Feb. 21, 2007, Jonathan Cheechoo scored his 200th point with an assist on Matt Carle's game-tying goal. Cheechoo also added the game-winning shootout goal.
- On Nov. 22, 2008 at San Jose, Rob Blake tied a career high with four assists in a 7-2 victory over the Capitals. Seven Sharks each had a two-point game.
- On Dec. 30, 2009 in a 5-2 Sharks win, the Sharks attempted and converted two penalty shots for the first time in franchise history (Ryane Clowe and Joe Thornton). The last time this occurred in the NHL was Feb. 11, 1982 (Vancouver at Detroit, Thomas Gradin and Ivan Hlinka for Vancouver).

**Last Sharks Win** — Dec. 30, 2009 (Washington 2 @ Sharks 5)

**Last Washington Win** — Feb. 20, 1999 (Sharks 1 @ Washington 3)

**Last Sharks Shutout** — Dec. 14, 2002 (Washington 0 @ Sharks 2) (Evgeni Nabokov)

**Last Washington Shutout** — None

**Last Sharks Win At Home** — Dec. 30, 2009 (Washington 2 @ Sharks 5)

**Last Washington Win At Home** — Feb. 20, 1999 (Sharks 1 @ Washington 3)

**Last Sharks Win At Washington** — Feb. 21, 2007 (Sharks 3 @ Washington 2 SO)

**Last Washington Win At Sharks** — Oct. 30, 1993 (Washington 4 @ Sharks 2)

**Last Sharks Overtime Win At Home** — None

**Last Washington Overtime Win At Home** — None

**Last Sharks Overtime Win At Washington** — None

**Last Washington Overtime Win At Sharks** — None

**Last Sharks Shootout Win** — Feb. 21, 2007 (Sharks 3 @ Washington 2 SO)

**Last Sharks Shootout Loss** — None

**Most Goals By Sharks** — 7, Nov. 22, 2008 (Washington 2 @ Sharks 7)

**Most Goals By Washington** — 6, Feb. 9, 1992 (Sharks 2 @ Washington 6)

**Most Goals By Both Teams** — 9, Nov. 22, 2008 (Washington 2 @ Sharks 7)

**Last Sharks Hat Trick** — Todd Harvey, Dec. 18, 2000 (Sharks 5 @ Washington 3)

**Last Washington Hat Trick** — John Druce, Feb. 9, 1992 (Sharks 2 @ Washington 6)

**Last Sharks Penalty Shot** — Joe Thornton (Successful

— Michal Neuvirth), Dec. 30, 2009 (Washington 2 @ Sharks 5)

**Last Washington Penalty Shot** — None

### 2009-10 CAPITALS LEADERS

<b>Goals</b>	Alexander Ovechkin, 50
<b>Assists</b>	Nicklas Backstrom, 68
<b>Points</b>	Alexander Ovechkin, 109
<b>Shots</b>	Alexander Ovechkin, 368
<b>GAA</b>	Semyon Varlamov, 2.55
<b>Wins</b>	Jose Theodore, 30
<b>Shutouts</b>	Semyon Varlamov, 2
<b>Save %</b>	Michal Neuvirth, .914
<b>Record</b>	54-15-13, 121 pts. 1st/Southeast Division 1st/Eastern Conference Presidents' Trophy

### 2010 PLAYOFFS

**Eastern Conference Quarterfinals:** Lost to Montreal, 4-3





*The Cow Palace was the home of the San Jose Sharks from 1991-93.*

**GENERAL**



## FAN DEVELOPMENT

Since arriving in the Bay Area in 1990, the San Jose Sharks have taken a vested interest in their community. Their mission states: "The San Jose Sharks Fan Development Department is committed to providing high quality, Sharks-specific hockey experiences for all ages and abilities in an effort to cultivate, nurture and create new hockey fans. Working in conjunction with SVS&E Business Operations and the Hockey Department, the programming platform will incorporate hands-on instruction, interactive experiences and leverage mascot, player, coaching and executive integration. Through our efforts, we will deliver a professional message in a fun and safe environment in order to positively impact the long-term, well-being of our franchise." Grass roots hockey programs, a mascot program, educational hockey classes and a kids club are only a few of the organization's innovations. Among its current programs are:

### SAN JOSE SHARKS SUMMER HOCKEY SCHOOLS

Every year, the San Jose Sharks conduct the Sharks Summer Hockey Schools at Sharks Ice at San Jose. These camps include both a youth and an adult hockey series. An elite staff of professional instructors from the Sharks organization brings considerable expertise to hundreds of hockey players each summer. The 2010 Summer Hockey School staff was led by Roy Sommer, head coach of the Worcester Sharks, the Sharks top developmental affiliate in the American Hockey League. In addition to Sommer, camp instructors included Worcester Assistant Coach David Cuniff and former Sharks Assistant Coach Derek Eisler. Numerous Sharks players as well as S.J. Sharkie also appeared during the summer camp sessions. For more information, call 408-999-6706.



### "SHARK FOR A DAY" FANTASY CAMP

We're all San Jose Sharks fans — passionately rooting for the boys in teal. But few of us ever get the opportunity to experience what it's like to be a member of the team. If you've ever dreamed of being a Sharks player or wondered how your game would stack up against NHLers, you have that chance. Once a year, the Sharks Foundation plays hosts to the "Shark For a Day" fantasy camp, which gives fans the rare opportunity to share the ice with Sharks alumni.

From the moment you step into the building until you step off the ice, you'll get as close as you can get to being an NHL player without actually worrying about a Douglas Murray hip check along the boards. Participants will skate with Sharks alumni in a regulation game, be given official team gear and much more!

Last year, NHL alumni participants included fan favorites Bernie Nicholls, Jeff Odgers, Doug Bodger and Comcast SportsNet hockey analyst and Stanley Cup Champion Bret Hedican. In addition, Sharks alums Jamie Baker and David Maley served as head coaches for each respective team.

Net proceeds from this event benefit the Sharks Foundation. "Shark For a Day" is scheduled for the Spring of 2011. For more information, please contact Jeff Cafuir at [jcafuir@svse.net](mailto:jcafuir@svse.net) or visit the "Community" section of [sjsharks.com](http://sjsharks.com)



### SCHOLARSHIP PROGRAM

#### BAY AREA ALL-STAR SCHOLARSHIP TEAM (B.A.A.S.S.T.)

In a collective effort to support youth working towards the goal of higher education, Bay Area professional sports franchises — including the Sharks, Golden State Warriors, Oakland Athletics, Oakland Raiders, San Francisco 49ers and San Francisco Giants — have partnered together to form the Bay Area All-Star Scholarship Team (BAASST). As part of this program — the first of its kind among professional sports organizations — six high school seniors are selected to each year to receive a \$3,000 scholarship. Since its inception, more than \$200,000 has been given to local student athletes to be applied towards their college education.

All public high schools within the Bay Area are provided with detailed information about the scholarship opportunity and are encouraged to nominate two male and two female athletes that meet the following criteria: a minimum grade point average of 3.0, displays leadership qualities in the classroom and/or inspirational qualities on the athletic field and demonstrates the value of education, good work ethic and community outreach.

In addition to a monetary award, students are also invited to attend a game at each team's home arena/stadium.





The scholarship recipients, their guests and team representatives are provided game tickets, food and beverages and are recognized in a special ceremony during each game. For more information, contact Erin Buchanan at [ebuchanan@svse.net](mailto:ebuchanan@svse.net)

## FAN PROGRAMS

### SAN JOSE SHARKS FINATICAL KIDS CLUB

The San Jose Sharks FINatical Kids Club (FKC), a club for Sharks fans 16-and-under, is back for its sixth year! The FKC was established during the 2005-06 season and has quickly SOLD OUT in each of its first five years. Once again, the FKC plans to expand its membership numbers and boasts members from across the United States and Canada.

Sharks center Joe Pavelski and loveable mascot S.J. Sharkie will serve as FKC captain's during the 2010-11 season. For one low price, members will receive custom FKC merchandise. In addition to the great merchandise, members have access to the FINatical Kids Club website through [sjsharkie.com](http://sjsharkie.com) and [sjsharks.com](http://sjsharks.com). FKC members also have access to exclusive events hosted by the club and plenty of opportunities to win autographed memorabilia.

To join Pavelski and S.J. Sharkie in the most exciting kids club in the NHL, call the FINatical Kids Club Hotline at 408-999-5824, E-mail [FINaticalKidsClub@sjsharks.com](mailto:FINaticalKidsClub@sjsharks.com) or visit [sjsharkie.com](http://sjsharkie.com)

### PLAYSTATION FUTURE SHARKS

During the first intermission of selected Sharks home games during the 2010-11 season, local youth hockey teams will be given the chance to display their skills and talent in front of thousands of Sharks fans at HP Pavilion at San Jose.

For close to 15 years, thousands of youth hockey players have graced the ice at HP Pavilion and have had the rare opportunity to skate on the same surface as NHL players through Future Sharks. Participating clubs can dress 12 players and are given the option to play either a two-minute hockey game or a 5-on-5 "Shootout" during the intermission. Clubs will receive a limited number of game tickets for the players and their guests courtesy of PlayStation and the Sharks.

For more information, please contact Erin Buchanan at [ebuchanan@svse.net](mailto:ebuchanan@svse.net)

### SHARKS & PARKS, AN NHL STREET PROGRAM

The Sharks Fan Development Department, in conjunction with NHL Street, is excited to announce another season of Sharks & Parks, a street hockey program designed to introduce hockey to youth in a fun and safe environment.

Started in 1991, Sharks & Parks has reached tens of thousands of kids by donating street hockey equipment and instructional material to schools and community centers throughout Northern California. The program was so successful that the NHL adopted it as a league-wide initiative the following year with 33 programs run by various NHL and American Hockey League teams throughout the United States and Canada.

The Sharks & Parks season typically kicks off with a street hockey tournament held at HP Pavilion in the fall and continues throughout the year with various summits and hockey/skating clinics for participants and staff. For more information about Sharks & Parks, please contact [jcafuir@svse.net](mailto:jcafuir@svse.net) or visit the "Community" section on [sjsharks.com](http://sjsharks.com)

### HIGH SCHOOL WRITERS DAY

Each season, the San Jose Sharks play hosts to the annual "High School Writers Day," an event which gives aspiring high school students the opportunity to experience the life of a professional journalist.

The day includes access to Sharks players, staff and/or beat writers, a press room meal, a behind the scenes tour of HP Pavilion and a press box view of the game.

At the conclusion of the event, the participants will write a recap of their experience, with one winner being selected to receive two tickets to a future game and have his/her work published on [sjsharks.com](http://sjsharks.com)

## SHARKS FOUNDATION

The Sharks Foundation was created in 1994 in an effort to increase organizational impact on the community. Its mission would prove to be the framework from which it grew: "The Sharks Foundation is dedicated to enhancing the lives of youth and families in our community with an emphasis in the areas of Education, Health and Safety and Character Development. The Sharks Foundation supplies emergency aid when appropriate, executes unique and relevant programming and provides financial support and resources to organizations that enrich the lives of those in need."

The Sharks Foundation evolved and quickly expanded beyond its original charter and since its inception, has donated more than \$4.1 million to more than 85 local beneficiaries. In addition to its original grant program, the Sharks Foundation manages educational programs, plays host to major fundraisers, executes pledge programs and implements community outreach events. With the help of Sharks players, coaches and staff, the Sharks Foundation invests in the community with the hope of enhancing the lives of our youth.





### GRANT PROGRAM & FUNDRAISERS

The Sharks Foundation provides financial assistance to 501(c)(3) organizations in Santa Clara County whose focus is geared towards youth programming and services. Through the grant program, organizations are selected to receive grants ranging from \$20-\$25,000. Last year, the Sharks Foundation issued grants to 11 recipients that totaled more than \$256,000.

#### 2009-10 GRANT RECIPIENTS

##### EDUCATION GRANTS

Books Aloud  
Boys & Girls Club of Silicon Valley  
Bring Me A Book Foundation  
Junior Achievement of Silicon Valley  
and Monterey Bay  
My New Red Shoes

##### CHARACTER DEVELOPMENT GRANTS

The American Association of University Women  
Asian Americans for Community Involvement  
Unity Care Group

##### HEALTH AND SAFETY GRANTS

HOPE Rehabilitation Services  
Next Door Solutions to Domestic Violence  
School Health Clinics of Santa Clara County

### SHARKS FOUNDATION GOLF CLASSIC PRESENTED BY SILVER CREEK SPORTSPLEX

The Sharks Foundation Golf Classic Presented by Silver Creek Sportsplex is the Sharks Foundation's largest fundraiser. The entire Sharks roster, along with coaches and broadcasters, are matched with participants for an exciting day of golf at San Jose's Cinnabar Hills Golf Club. The day includes lunch on the course, amazing participant gifts, hole-in-one contests, raffle prizes, one-of-a-kind silent and live auction items, dinner in the clubhouse and an awards ceremony.

### SILENT AUCTION SERIES

Fans are given the opportunity to purchase memorabilia and help a worthy cause when they participate in the Charity Auction held at every home game. The Charity Auction takes place at the Sharks Foundation booth located outside Section 124 on the concourse and items can range from autographed items to one-of-a-kind fan experiences.

### PLEDGE PROGRAMS

#### G.O.A.L.S. (GRANTING YOUTH OPPORTUNITIES TO ADVANCE, LEARN AND SUCCEED)

Sharks corporate partners participating in the G.O.A.L.S. program have pledged \$20 to the Sharks Foundation for each Sharks goal scored during the upcoming season. In 2009-10, G.O.A.L.S. partners donated \$25,000 to the Sharks Foundation based on team performance.





## HOW THE SHARKS FOUNDATION IMPACTS SILICON VALLEY

"The Sharks Foundation and the Good Tidings Foundation both set out 14 years ago to improve the lives of youth in the area. The Sharks Foundation has been the South Bay leader in this mission. Their players, coaches and staff are truly passionate about helping deserving youth. I am honored to call them a community partner." — *Larry Harper*

*Founder, Good Tidings Foundation*

"'Reading Is Cool' is a wonderful program that encourages children of all levels to read. It's great that the San Jose Sharks are so committed to encouraging students of our community to believe that learning to read really is in fact cool." — *Lynda Campbell*

*Kindergarten teacher, Valle Vista School*



## COMMUNITY OUTREACH EVENTS

### Adopt-a-Family Holiday Party

San Jose Sharks players, coaches and staff share the holiday season with local families in need as hosts of the Sharks Foundation's Adopt-A-Family Holiday Party. Festivities include an ice skating party at Sharks Ice at San Jose with arts and crafts, dinner donated by Outback Steakhouse, dessert and service donated by ARAMARK, photos with "S.J. Sharkie Claus" and more. Each child receives clothing and toys from their adoptive player, coach or staff member.

## Charity Drives


The Sharks Foundation teams up with several groups throughout the year to play hosts to drives for items in need. In October, the Reading Is Cool Presented by Comerica Bank will play hosts to the Children's Book Drives on Oct. 27 and 30. All books will be donated to local elementary school libraries. In November, Sharks fans can help launch the Second Harvest Food Bank Holiday Food Drive by bringing canned food to games on Nov. 9 and 11. The U.S. Marine Corps Reserve's Toys For Tots Toy Drive will occur on Dec. 11 and 13. Fans are encouraged to bring a new and unwrapped toy to be given to a child in need. For the third year, the Share the Warmth Drive will be held on Jan. 3 and 6. New or gently used blankets and coats will be donated to those in need throughout Silicon Valley. All drives take place at the North and South Entrances of HP Pavilion at San Jose and monetary donations are also accepted.

## EDUCATION PROGRAMS

### Reading Is Cool Presented by Comerica Bank

Each year, the Sharks Foundation and Comerica Bank are proud to present Reading Is Cool, a literacy program directed at all public K-6 grade classrooms in Santa Clara County, Newark, Fremont and Union City. During the 2010-11 season, Reading Is Cool will reach approximately 20,000 kids in more than 950 classrooms. Reading Is Cool features monthly incentive awards, private practice field trips to Sharks Ice at San Jose, Top Reader Night and in-game book drives.

For more information on the Reading Is Cool program, please contact Erin Buchanan at [ebuchanan@svse.net](mailto:ebuchanan@svse.net) or visit [www.sharksfoundation.org](http://www.sharksfoundation.org).





## S.J. SHARKIE

S.J. Sharkie enters his 20th season as the Sharks beloved mascot.

A consistent and familiar presence at every Sharks home game, Sharkie has the enviable task of entertaining a sold out crowd in San Jose night in and night out, performing a variety of exciting death-defying and unique stunts and acts. Sharkie's nightly performances range from rappelling from HP Pavilion at San Jose's rafters to speeding across the ice on his four-wheel all-terrain vehicle.

Since his NHL debut in January 1992, Sharkie has become one of the most recognized mascots in the universe. He's a highly respected figure both inside and outside of HP Pavilion and throughout the hockey community.

This lovable mascot makes more than 500 public appearances each year and makes a splash at any event. During the 2009-10 season, Sharkie's events ranged from birthday parties to flower deliveries, bar mitzvahs to weddings, corporate events and charity fund-raisers. In the past, he has even escorted a high school student to her senior prom and acted as the ring bearer at a wedding ceremony. Aptly coined as "The Hardest Working Fish in Sports," Sharkie has been selected to the NHL All-Star Game an amazing 13 times and assisted in dropping the ceremonial first puck at the 1997 All-Star Game in San Jose.

Besides his countless appearances, Sharkie is involved with numerous Bay Area charities. Sharkie also spends countless hours on behalf of the Sharks Foundation by lending a "fin" to their school programs, fund raisers, meetings and projects throughout the year.

Sharkie's popularity has "spawned" his very own merchandise line and web site ([sjsharkie.com](http://sjsharkie.com)), the first-ever devoted solely to a professional mascot. In 2009, Sharkie debuted his very own social network pages on Twitter ([twitter.com/sjsharkie](http://twitter.com/sjsharkie)) and Facebook ([facebook.com/sjsharkie](http://facebook.com/sjsharkie)).

When not performing in front of sold out crowds or charity events, Sharkie enjoys watching his favorite films including "Finding Nemo," "Slap Shot" and the entire "Jaws" series. Sharkie also enjoys listening to his favorite songs, which include "Fins" and "Bad to the (Fish) Bone."

For more information, appearance descriptions and in-game events, please visit [sjsharkie.com](http://sjsharkie.com)





## HP PAVILION AT SAN JOSE



AT SAN JOSE

# NORTHERN CALIFORNIA'S TOP ENTERTAINMENT VENUE

HP Pavilion at San Jose has been recognized as the biggest success story in the revitalization of downtown San Jose. For more than a decade, the facility with its distinctive 10-story glass pyramid entry and unique stainless steel façade has been the place-to-be-and-be-seen in the Bay Area.

Located in the heart of Silicon Valley, HP Pavilion is an exemplification of the architectural excellence and technological innovation that defines the area.

That statement carries more weight today, especially after the completion of a \$16.5-million renovation in the summer of 2007. The costs were shared by the City of San Jose and HP Pavilion.

Guests entering HP Pavilion now enjoy the latest in audio and video technology to enhance their viewing experience. Most noticeable to the eyes is the high resolution LED center hung scoreboard — one of the largest in North America. The middle of the arena bowl features a full-color moving LED fascia display (also known as a ribbon board).

For the ears, there's a new state-of-the-art digital sound system and acoustical improvements. Finally, there were some minor changes to allow for interfacing with high definition telecasts originating from HP Pavilion and an increased rigging capacity for concerts and shows.





## INSIDE THE IMPROVEMENTS



### CENTER HUNG SCOREBOARD

- the new high resolution display is 18-by-24 feet and provides a 16x9 video image ratio used in High Definition television displays. The old analog video display was 9-by-12 feet
- HP Pavilion at San Jose is now one of 22 National Hockey League playing venues that have HD LED scoreboards

### LED FASCIA DISPLAY

- this full-color, moving LED display (also known as a ribbon board) provides a very dramatic visual experience for guests
- the display allows HP Pavilion to provide flexible programming for events such as the NCAA Championships that require specific guidelines

### SEATING AREA SOUND SYSTEM

- the new sound system uses state-of-the-art digital equipment and incorporates outward facing speaker clusters as opposed to distributed speaker placement
- guests will notice a clearer, more audible sound quality as sound will be generated from the center of HP Pavilion, as opposed to all around the building

### RIGGING CAPACITY UPGRADE

- the capacity was increased from 75,000 pounds to 150-200,000 pounds
- concerts and in-arena events now utilize standard loads of 60-80,000 pounds and larger shows run 125-150,000 pounds. When HP Pavilion opened in 1993, a standard show load was 40,000 pounds and large shows had an average load of 60-80,000 pounds

### HD VIDEO EQUIPMENT UPGRADE

- more sporting events are now being televised in HD, as opposed to Analog
- the upgrade insures reliability and interfacing with the new center hung scoreboard, LED systems, TV trucks and the new HP HD televisions within HP Pavilion.





## HP PAVILION AT SAN JOSE FACTS AND FIGURES

### SITE AND BUILDING INFORMATION

**Site Location:** Downtown San Jose, near West Santa Clara Street and Guadalupe Parkway (Highway 87)

**Site Area:** Approximately 17 acres

**Building Dimensions:** Length — 425 feet-by-425 feet; Height — 117 feet

**Internal Space:** 450,000 square feet

**Exterior:** Concrete; space frame steel truss; ribbed stainless steel siding; 10-story glass pyramid entry

**Seating Capacity:** 20,000 maximum; Basketball — 18,543; Multi-purpose — 16-20,000; Hockey — 17,562

**Parking:** Approximately 1,800 spaces on site; up to 8,000 spaces within a 5-10 minute walk

**Executive Suites:** 65 (Concourse 21, Penthouse 44)

**Penthouse Terrace Group Entertainment Areas:** 3

**Cost:** \$162.5 million (\$132.5 million funded by City of San Jose; \$30 million funded by San Jose Arena Management)

### PROJECT

**Developer:** Redevelopment Agency of San Jose

**Owner:** City of San Jose

**Builder:** Perini Building Company, Western Division

**Construction Manager:** HuntCor Inc.

**Architect:** Sink Combs Dethlefs

**Arena Operator:** San Jose Arena Management

**Original Name:** San Jose Arena

Re-named Compaq Center at San Jose, March 27, 2001

Re-named HP Pavilion at San Jose, Nov. 30, 2002

**Primary Tenant:** San Jose Sharks

**Groundbreaking:** June 26, 1990

**First Event:** Ringling Brothers and Barnum & Bailey Circus, Sept. 8, 1993

**First Hockey Game:** San Jose Sharks vs. New York Islanders preseason game, Sept. 30, 1993

**Days To Build:** 540 days



Besides the San Jose Sharks, champion teams (such as the three-time Arena Bowl Champion San Jose SaberCats of the Arena Football League and the 1995 Roller Hockey International Champion San Jose Rhinos) and championship events (three NCAA Men's Basketball Western Regional Finals, 2003-07 Pac-10 Women's Basketball Tournament, 1999 NCAA Women's Basketball Final Four and the 2007 Visa Gymnastics Championships) have taken place at HP Pavilion.

In addition, headliners such as Bruce Springsteen, The Rolling Stones, Barbra Streisand, The Three Tenors and Paul McCartney have performed before capacity crowds.

HP Pavilion at San Jose continues to set the standard for sports and entertainment venues worldwide. *Pollstar Magazine* ranked HP Pavilion as the No. 3 venue in the United States and seventh in the world in terms of non-sports tickets sold during the 2005 calendar year.

"HP Pavilion is San Jose's premiere sports and entertainment venue, drawing hundreds of first class events to San Jose every year," San Jose Mayor Chuck Reed said. "It's an economic engine that brings hundreds of thousands of people to downtown San Jose every year. We want to ensure that it continues to thrive in that role for the foreseeable future."





## SHARKS TICKET INFORMATION

### SECTIONS/PRICES

Goalie View Upper Reserve (Row 13 and above) . . . . .	\$23
Upper Sideline (Row 13 and above) . . .	\$38
Goalie View Upper Reserve . . . . .	\$46
Upper Sideline . . . . .	\$58
Lower Reserved . . . . .	\$83
Upper Rim (First Row) . . . . .	\$92
Premium Lower . . . . .	\$97
End/Corner Comerica Bank Club . . . . .	\$122
Premium Glass . . . . .	\$128
Sideline Comerica Bank Club . . . . .	\$132
VIP Glass . . . . .	\$192

### PURCHASING TICKETS

HP Pavilion at San Jose — The Pavilion Ticket Office is open:

- Monday through Friday,  
9:30 a.m. to 5:30 p.m.
- Closed Saturday, Sunday and Holidays
- Open for all HP Pavilion at San Jose events  
two hours before scheduled time

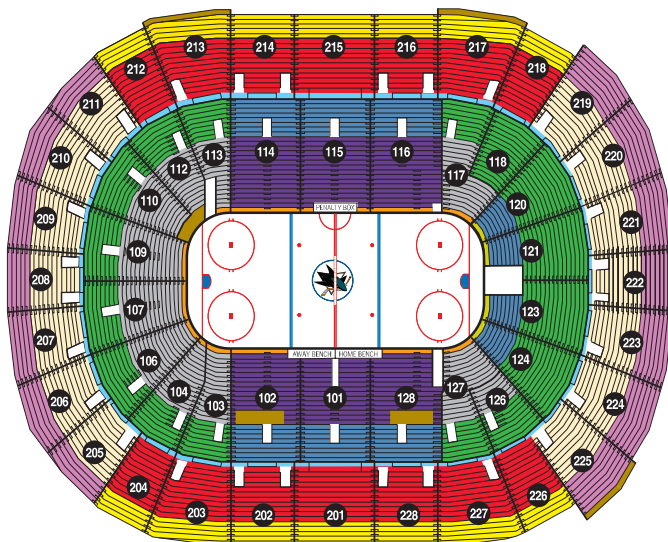
Tickets to all HP Pavilion at San Jose events are available at the HP Pavilion Ticket Office, Ticketmaster Ticket Centers located in select f.y.e., Macy's and Ritmo Latino stores throughout the Bay Area, online at Ticketmaster.com or charge by phone at 1-800-745-3000.

**Group Ticket Information:** 408-999-5757

### Season Ticket and Partial Season Plan

**Information:** 408-999-5757

**Day of Game Ticket Sales:** For most Sharks home games, a limited number of unused tickets held for League and team purposes may become available for sale to the public. These tickets will be sold on the day of the game at the HP Pavilion Ticket Office and through all Ticketmaster locations. Tickets typically go on sale at noon for evening games and 10 a.m. for afternoon games.





## RADIO/TV INFORMATION

### "THE VOICES OF WINTER"

#### TELEVISION BROADCASTS

In September 2009, Comcast SportsNet California, the home of "Authentic Bay Area Sports," and the San Jose Sharks announced a long-term agreement making Comcast SportsNet California, the team's exclusive regional cable television home. Comcast SportsNet California will present the most comprehensive Sharks television schedule in the team's history, including 76 exclusive games for the 2010-11 NHL season with the majority in High Definition.



Sharks fans also will enjoy extended coverage with "Sharks Pregame Live" and "Sharks Postgame Live" shows, giving fans player and coach reaction along with behind-the-scenes features. These shows will be anchored from Comcast SportsNet's Northern California headquarters boasting state-of-the-art studios, a 24-hour newsroom and HD production facilities. "Sharks Pregame Live" and "Sharks Postgame Live" will be anchored by CSN's talented pool of hosts.

Calling all the Sharks games on television will be the veteran announcing team of Randy Hahn and Drew Remenda. Brodie Brazil will again serve as CSN's ice-side reporter during home telecasts.

For approximately 24 hours following each game, Comcast SportsNet California's Sharks telecasts will be available on Comcast Digital Cable's ON DEMAND Channel 1 at no additional cost. Select Sharks HDTV games will also be available ON DEMAND Channel 1.

#### RADIO BROADCASTS

#### SHARKS RADIO NETWORK

For the 19th consecutive season, the Sharks are broadcasting their entire 82-game regular season schedule and all playoff contests on the multi-station Sharks Radio Network, which reaches much of Northern California and parts of Nevada. The Network's flagship station, 98.5 K-FOX (KUFM-FM), continues its multi-year deal with the Sharks to bring all regular season and playoff games in their entirety to avid listeners in the region.



Along with the regular season and playoff schedule, the San Jose-based radio station, also known as "98.5 K-FOX, the Classic Rock Experience," will air live coverage of two preseason games. Coverage begins with the popular 30-minute pregame show, "Sharks Warm-Up," which airs on 98.5 K-FOX in all regular season games except when a game originating outside the Pacific Time Zone occurs on a weekday. In these limited instances, the program will still be available on most Sharks Radio Network affiliates and on the Internet. During the playoffs, "Sharks Warm-Up" will air on 98.5 K-FOX in all instances.

Dan Rusanowsky returns for his 19th consecutive season of broadcasting Sharks games on the radio. Entering this season, Rusanowsky has witnessed and broadcast 1,335 regular season Sharks games and every playoff contest (125) in the team's history, including a consecutive game streak of 774 contests (725 regular season and 49 playoff games) that was snapped on Nov. 25, 2000 due to a serious automobile accident. Rusanowsky, who's one of the club's most recognizable figures both on-and-off the ice, called his 1,300th NHL regular season broadcast on Jan. 29, 2009 vs. Phoenix.

For the fifth consecutive season, former Sharks center Jamie Baker will provide color commentary alongside Rusanowsky. A 10-year NHL veteran, Baker spent four seasons with the Sharks. Joining the duo to provide additional analysis on select broadcasts is ex-Sharks forward Dave Maley, who won a Stanley Cup with Montreal in 1986.





## RADIO/TV INFORMATION

### SHARKS RADIO NETWORK

STATION	CITY	STATION	CITY
98.5 K-FOX (KUFJ-FM)	San Jose/ San Francisco/Oakland (flagship station)	KHTK 1140/105.1 - HD-3	Sacramento
KAHI-AM 950	Auburn	KOMY-AM 1340	Santa Cruz
KATA-AM 1340	Eureka-Arcata	KRKC-AM 1490	King City
KESP-AM 970	Modesto	KVON-AM 1440	Napa
KIDD-AM 630	Monterey	KXBX-AM 1270	Lakeport
KFPT-AM 790	Fresno-Clovis	KKXS-FM 96.1	Redding
KFIG-AM 1430	Fresno	sjsharks.com	Official Internet site of the San Jose Sharks
KKDV-FM 92.1	Walnut Creek	Sirius/XM Satellite Radio	Official Satellite Provider of the NHL



### FRANK ALBIN

#### DIRECTOR OF BROADCASTING

Frank Albin is entering his 14th season as Sharks director of broadcasting. Albin serves as telecast director for the Sharks 76-game television package on Comcast SportsNet California. Known around the National Hockey League for his hockey-first approach, his productions have been well received by the Bay Area, satellite viewers and the NHL.

Albin also serves as the broadcast liaison between the Sharks, Comcast SportsNet California, visiting broadcasters and the NHL.

A 20-plus year veteran of live sports broadcasting, Albin spent nine years at PASS Sports in Detroit, where he worked on a wide variety of sports programming. From 1988-94, he produced and directed Detroit Red Wings telecasts, as well as the syndicated "Central Collegiate Hockey Association (CCHA) Game of the Week."

From 1995 until joining the Sharks in 1997, Albin spent three seasons with Major League Baseball's Detroit Tigers, producing and directing broadcasts for their state-wide television network.

A graduate of Michigan State University and a native of Detroit, Albin has won multiple regional Emmy Awards for directing and feature producing, including one for Sharks coverage on Comcast SportsNet California in 2008.



### RANDY HAHN

#### TELEVISION PLAY-BY-PLAY BROADCASTER

Experienced broadcaster Randy Hahn provides Bay Area hockey fans with all the play-by-play action for Sharks games on Comcast SportsNet California. Hahn, who enters his 18th full season with the club, served in the same capacity on selected telecasts during San Jose's first two seasons (1991-93).

In 2009-10, Hahn captured his fifth Northern California Emmy Award in the "On Camera Talent-Play by Play" category. He also earned the award in 1999, 2002, 2006 and 2008. On Dec. 5, 2009, Hahn called his 1,000th National Hockey League game when the Sharks faced the Calgary Flames.

Hahn and broadcast partner Drew Remenda are featured as the primary play-by-play and color voices on the recently released hockey video game, NHL 2K11.

Hahn has more than 30 years of sports broadcast experience, including a unique first assignment when he was just 16 years old – calling the "paw-by-paw" action of a dog sled race in the Yukon Territory in 1974. He continues to be a versatile broadcaster, having done play-by-play on television and radio, anchoring radio sports shows and serving as television studio host for various sports programs. Hahn became the interim co-host of San Francisco CBS-5's "Evening Magazine" in February 2005, working alongside popular Bay Area personality Malou Nubla.

A native of Edmonton, Alberta, Hahn's other hockey broadcast experience came as studio host of Los Angeles Kings games on the Prime Ticket cable network before joining the Sharks. Early in his career, he was on the radio broadcast team of both the Vancouver Canucks and Edmonton Oilers, in addition to performing various broadcast roles in those cities.





Hahn is also an experienced soccer announcer. He called matches on ABC and ESPN during the 1994 World Cup. From 1982-92, he was the play-by-play voice of the North American and Major Indoor Soccer League's San Diego Sockers. Hahn also announced the 1990 World Cup, the 1991 Women's World Cup and has called the action for USA National Team soccer games on SportsChannel and for Major League Soccer's Kansas City Wizards.

From 1991-94, Hahn was a studio anchor for SportsChannel Chicago's nightly highlight show and worked on broadcasts for collegiate basketball, baseball, volleyball and gymnastics. Hahn has been a play-by-play broadcaster for Arena Football League games on FSN.

In 1990, Hahn lived in San Jose and was instrumental in helping bring the NHL to this area, serving as vice president of Pro Hockey San Jose — a grassroots, non-profit corporation formed for the purpose of attracting an NHL franchise to the new multi-purpose venue being built in downtown San Jose.

Hahn is actively involved in charity work in the Bay Area, especially with The Role Model Program in San Jose, The San Francisco Bay Area Council Boy Scouts and the Providing Autism Research (PAR for Kids) Foundation.

Hahn's wife, Roberta Gonzales, CBS-5's evening news weathercaster, is an Emmy Award winner herself and has been awarded the Associated Press Television-Radio Award for "Best Weather Segment" nine times. She's a former weathercaster at KNTV in San Jose and was honored as 1990 Woman of the Year in the field of communications by the San Jose Mercury News for her contributions to the South Bay.



## DREW REMENDA

TELEVISION COLOR ANALYST

**D**rew Remenda returns for his 10th season as the team's television color analyst, joining Television Play-by-Play Broadcaster and co-Emmy Award winner Randy Hahn for Sharks telecasts on Comcast SportsNet California. The duo recently won the 2009-10 Northern California Emmy Award in the "On Camera Talent-Play by Play" category.

Remenda also serves as the host of "SharkByte," Comcast SportsNet California's popular magazine-style show dedicated to Sharks hockey on-and-off the ice.

Remenda returned to the Sharks family in 2007 after spending the 2006-07 season as an analyst for the Canadian Broadcast Company's (CBC) celebrated "Hockey Night in Canada" program, which followed six seasons as the Sharks television color analyst, where he won three Bay Area Emmy Awards (1999, 2001 and 2006). Previously, Remenda spent three seasons working with Dan Rusanowsky as radio color commentator on 98.5 KFOX and the Sharks Radio Network.

Drawing upon his extensive network of hockey contacts and his background as an assistant coach, Remenda skillfully provides in-game analysis, insightful information and anecdotes.

The Saskatoon, Saskatchewan native also serves as the host of "The Drew Remenda Sports Show," a staple on 650 CKOM Radio in Saskatoon and on 980 CJME in Regina.

Remenda and Hahn are also featured as the primary play-by-play and color voices on the recently released hockey video game, NHL 2K11.

A Sharks assistant coach from 1991-95, Remenda also served as associate coach for the Kansas City Blades of the International Hockey League, then the Sharks top developmental affiliate, in 1995-96. Before joining the Sharks organization, he served as the video coordinator for Hockey Canada, where he provided support for Canada's National Team and the Canadian Amateur Hockey Association. Remenda's vast hockey background also includes a stint as assistant coach at the University of Calgary from 1988-90 and coaching at the amateur level since 1983.



## DAN RUSANOWSKY

RADIO PLAY-BY-PLAY BROADCASTER

**V**eteran Radio Play-by-Play Announcer Dan Rusanowsky returns for his 20th consecutive season as the "Voice of the Sharks" on 98.5 KFOX (KUFM-FM) and the Sharks Radio Network.

A 31-year veteran of hockey broadcasting at all levels, Rusanowsky is one of the club's most recognizable figures, both on-and-off the ice. He's responsible for producing all radio broadcasts, directs and administers the multi-station Sharks Radio Network (which provides coverage of all games for hockey fans in Northern California and parts of Nevada and Oregon) and oversees the relationship with flagship station 98.5 KFOX. A versatile performer, he also contributes to *Sharks Magazine*, the team's official game program, and sjsharks.com with regularly featured columns and broadcast reports. He also appears on 98.5 KFOX on weekday game afternoons with "What's on Tap," previewing the upcoming action.

An active, year-round member of the Bay Area broadcasting community, Rusanowsky is one of a select few play-by-play announcers who have been tapped by NHL Radio to announce the "Game of the Week" on the Westwood One Radio Network. He was on the broadcast team for NHL Radio's production of the 1997 NHL All-Star Game in San Jose and has presented feature work on the League's network broadcasts.





Rusanowsky has provided the play-by-play call on several Major League Soccer radio broadcasts and A-League "digicasts." He has served as a guest host on KNBR 680 and 1050 AM, as well as the nationally syndicated "Sports Byline USA/Sports Overnight America" programs. He has brought his voice to radio and television commercials, Atari video games, feature films and corporate video programs over the years. He also hosted "Dan's Dugout" on Oakland Athletics radio broadcasts in 1993. He ventured back into the baseball world in the summer of 2005 with "Dan's Diamond Notes," a regular weekly segment which aired during Greg Kihn's top-rated morning program on 98.5 KFOX.

Born in Milford, Conn., Rusanowsky's resume also includes television play-by-play work. A motor racing enthusiast, he was a member of the San Jose Grand Prix's closed circuit track telecast team, covering Champ Car, Toyota Atlantic, Trans-Am, U.S. Touring Car, Historic Stock Car and Formula D action in front of more than 150,000 fans per year from 2005-07. Rusanowsky currently appears on Comcast SportsNet Bay Area's "Race Week" program. He has called the action on Comcast SportsNet Bay Area's coverage of Roller Hockey International telecasts, including the Oakland Skates and the 1995 Murphy Cup Champion San Jose Rhinos. He was also the TV voice of the now-defunct Continental Indoor Soccer League's San Jose Grizzlies and worked the "CISL Game of the Week" for Prime Network. He also makes regular appearances on Sharks television features.

Rusanowsky was injured in a serious automobile accident on Nov. 25, 2000, ending a continuous broadcast streak of Sharks regular season and playoff games at 774 (he has been behind the microphone for all 140 playoff games in Sharks history). Rusanowsky called his 1,000th Sharks regular season game on March 21, 2004 vs. Edmonton.

Along with his broadcasting duties, Rusanowsky makes numerous public speaking appearances in the community. He's the co-chair of the annual Ultimate Fantasy Hockey Playoffs Draft, benefiting the Foundation Fighting Blindness. This event has raised more than \$450,000 over its history in San Jose. He serves on the Executive Board of the Santa Clara County Council, Boy Scouts of America and serves on the Advisory Boards for the Boys and Girls Clubs of Silicon Valley and Services for Brain Injury. He also works with many other community organizations and is an active member of the NHL Broadcaster's Association.

Before arriving in the Bay Area, Rusanowsky provided the radio play-by-play call for the American Hockey League's New Haven Nighthawks (1986-91) and was the voice of St. Lawrence University's NCAA Division I hockey program from 1979-86. He received a bachelor's degree at St. Lawrence and subsequently earned his M.B.A. at Clarkson University.



## JAMIE BAKER

### RADIO COLOR ANALYST

Former Sharks forward Jamie Baker returns to the airwaves for his sixth season of providing color analysis. Baker accentuates Dan Rusanowsky's radio broadcasts in explaining the finer details of the game, drawing from his experience as an ex-National Hockey League player.

Baker's high-energy personality, enthusiasm and excellent knowledge of the NHL have greatly enhanced Sharks radio broadcasts and his dedication to grassroots marketing have helped expand the ever-growing youth hockey population in the Bay Area.

Known for his speed, grit and tenacity as a player, Baker was always at his best when the game was on the line.

Following an outstanding college career at St. Lawrence University, Baker went on to play in parts of 10 NHL seasons, including three with the Sharks (1993-96). In 404 games with Quebec, Ottawa, San Jose and Toronto, he tallied 150 points (71 goals, 79 assists). Baker also appeared in 25 Stanley Cup Playoff games with the Sharks, posting nine points (five goals, four assists) and 42 penalty minutes.

Baker is still recognized for scoring what has been called the biggest goal in Sharks franchise history. As a member of the 1993-94 Sharks, a team just one year removed from an NHL-record 71 losses, the team posted the largest turnaround in NHL history the following season. The team improved by 58 points and earned a berth in the Stanley Cup Playoffs. As the No. 8 seed, San Jose drew the Presidents' Trophy-winning Detroit Red Wings. Baker scored the game-winning, series-clinching goal in Game 7 against Chris Osgood, allowing the Sharks to become the first eighth-seeded NHL team to defeat a No. 1 seed. The victory is also viewed by many as the "flash point" for turning San Jose into a hockey-passionate city.

Baker also serves as a co-host of Comcast SportsNet California's "Pregame Live" and "Postgame Live" programs which air on most Sharks home game nights.





## DAVE MALEY

RADIO REPORTER

**D**ave Maley begins his fifth season with the Sharks radio team. A veteran of nine National Hockey League seasons (including two with San Jose), Maley provides color analysis for selected home games and participates in the pregame "Sharks Warmup" and intermission programming.

Known during his career as a physical, hard-hitting forward, Maley was a winner at every level. As a freshman at the University of Wisconsin in 1983, he was an important component to the Badgers NCAA Division I Champion squad. Maley compiled 124 points (43 goals, 81 assists) and 1,043 penalty minutes and played in 466 games with Montreal, New Jersey, Edmonton, San Jose and the New York Islanders. In addition, he also appeared in 46 Stanley Cup Playoff games. During his second professional season in 1987, Maley won a Stanley Cup with the Canadiens.

In 1996, Maley founded Rollin' Ice at the Santa Clara County Fairgrounds, which became the Bay Area's premier inline hockey facility. Recently, Maley re-located the facility to south San Jose, where it has become the Silver Creek Sportsplex, a multi-faceted sports and fitness destination featuring 240,000 square feet of state-of-the-art facilities and professional expertise.

He has served as president of the San Jose Sharks Alumni since 2003, playing an integral part in raising funds for the Sharks Foundation.

Maley also serves on the board of the Police Activities League (PAL) and recently founded the Dream On Foundation, both of which give youth a chance to participate in sports that they could otherwise not afford.

Maley and his wife Karin live in Almaden Valley with their three children, Michaela, Ryan and Shae.

## SHARKS MAIN BROADCASTERS THROUGH THE YEARS

**Jamie Baker** (radio color analyst, 2005-present)

Chris Collins (radio color analyst, 1993-97)

**Randy Hahn** (television play-by-play, 1993-present)

Dennis Hull (radio and television color analyst, 1991-92)

Steve Konroyd (television color analyst, 1997-00)

Marty McSorley (television color analyst, 2006-07)

**Drew Remenda** (radio color analyst, 1997-00; television color analyst, 2000-06 and 2007-present)

**Dan Rusanowsky** (radio play-by-play, 1991-present)

Joe Starkey (television play-by-play, 1991-93)

Pete Stelmowski (television color analyst, 1993-97; radio color analyst, 2000-04)



*Sharks Director of Broadcasting Frank Albin (foreground) in the control truck, 2001-02.*





## MEDIA INFORMATION

**ACCESS:** The San Jose Sharks organization and Media Relations Department strive to make its players, coaches, management and other personnel available in a timely and responsible fashion to all accredited members of the media.

**CREDENTIALS:** Press seating for Sharks home games at HP Pavilion at San Jose is available to accredited media in the press box located on the north side of the building's upper level. Credential requests should be made in writing to Director of Media Relations Scott Emmert via E-mail at "semmert@svse.net" or fax at 408-999-5822. Credentials are good for admittance to the press room (building's first level) and to both teams' postgame locker rooms. The elevator to the press room and press box is located on the north side of the building's concourse. **ALL MEDIA MUST NOW ENTER HP PAVILION FOR SHARKS GAMES VIA THE SECURITY ENTRANCE LOCATED AT THE REAR OF THE BUILDING, NEXT TO, BUT NOT IN, THE LOADING DOCK.**

All international credential requests must go through NHL Public Relations AT LEAST 24 hours prior to the requested game.

Due to limited press box seating, those requesting single-game credentials will be seated on a space-available basis, with preference given to the following: television stations with broadcast rights, radio stations with broadcast rights, beat writers and columnists, local daily newspapers and wire services, visiting media, national media, wire services and approved websites. Next preference goes to other Bay Area media including weekly newspapers, general topic magazines and television shows and any other media, which have a specific assignment to cover a Sharks game. Single-game credentials must be picked up at the Security Entrance. Possessing a full-season or single-game media credential DOES NOT provide parking privileges in HP Pavilion parking lots. If you do not hold a full season parking pass, you may request a single-game pass from Scott Emmert. Single-game spots are EXTREMELY limited and are distributed at the media relations director's discretion on a priority basis.

**MEDIA MEMBERS HOLDING SEASON PASSES SHOULD NOTIFY THE MEDIA RELATIONS DEPARTMENT IF PLANNING TO COVER A GAME IN ORDER TO RESERVE SEATING. A MEDIA CREDENTIAL CANNOT BE USED TO SIT IN SPECTATOR SEATING AREAS.**

**DAY-OF-GAME INTERVIEWS:** After the completion of the morning skate (which typically begins at 10:30 a.m. for a 7 or 7:30 p.m. start), is the best time to interview players and coaches on a game day. "Pre-tape" television or radio requests to interview a player upon his arrival to the building for the game must be made no later than the conclusion of the team's morning practice and cannot be guaranteed. If the team is not practicing, the request must be made to the Sharks, or visiting team public relations department, no later than 10 a.m. on the day of the game. The Sharks Media Relations Department cannot guarantee access to players or coaches if practice is not scheduled.

**DAY-OF-GAME PRACTICES:** On home game days when the Sharks choose to practice, they will typically take the ice at approximately 10:30 a.m. at HP Pavilion at San Jose. Media members should plan on arriving by 10:30 a.m. for game-day practices to ensure the availability of the requested players. The visiting team's practice usually follows the Sharks, beginning normally at 11:30 a.m. **TIMES AND LOCATIONS FOR BOTH THE HOME AND VISITING TEAMS ARE SUBJECT TO CHANGE.** Contact the Sharks Media Relations Department if there is a question regarding either team's practice schedule.

**PREGAME MEDIA ACCESS:** Sharks players and coaches may be made available to credentialed members of the media two-and-a-half hours before game time. For example, pregame media access for a 7:30 p.m. home game would likely be at 5 p.m.. Media members who wish to utilize this media access window MUST contact the Sharks Media Relations Department in advance with their interview requests.

**LOCKER ROOMS:** The home and visiting team locker rooms will re-open within five minutes after the game. The officials' locker room is off-limits to the media. Should a comment or interpretation from the game's referee or NHL supervisor be needed, contact a member of the Sharks Media Relations Department and a pool reporter may be assigned.

**PHOTOGRAPHERS:** Only those photographers on assignment from a recognized, approved media outlet will be allowed access to designated photography locations at rink level and in overhead positions. Priority will be given to local dailies, wire service photographers and local TV crews (for non-televised games) and one ice-level photography position will be reserved for Sharks team photographers. Additional photography positions are determined on a priority basis as determined by the Sharks media relations director. In cases of increased photographer (i.e. playoffs) attendance, positions will be assigned by the Sharks Media Relations Department. In all cases, photographers should check in with a media relations representative in the press room before game time. Because of very limited photography locations and NHL Images regulations, it is not possible to accommodate free lance photographers.

**PRESS ROOM:** Media possessing full-season credentials or those granted single-game credentials are invited to have a meal, for a nominal fee, before each game in the press room, located on the lower level (building's north side). The room opens two-and-one-half (2:30) hours before game time. Dining room usage is limited to those presenting valid Sharks or NHL Team Management passes. It is impossible to accommodate family members, friends, guests or others. Any abuse of dining room privileges may cause forfeiture of a media pass. Limited refreshments are also available during intermissions as well as in the press box during games.

**SERVICES:** Game notes, lineups, press releases, complete statistics and other pertinent information will be furnished by the Sharks Media Relations Department. There are sufficient electrical outlets and telephones available in the press box and media work room (adjacent to the Press Room). Preference for phone use will be given to writers and broadcasters filing stories on deadline. The Sharks can also provide complimentary FAX services for working media, if necessary. The press room and press box are equipped with Wi-Fi wireless Internet service, as well as high-speed DSL headlines.

**TELEVISION COVERAGE:** All television stations are prohibited by the National Hockey League from shooting and distributing footage of any game that is being broadcast from HP Pavilion at San Jose by either the San Jose Sharks, the visiting team or network television, including a window 30 minutes before puck drop. Requests for special features and the like should be directed to the Sharks Media Relations Department.



ENTERING

Est.



2006

TEAL TOWN

IT'S IN OUR BLOOD

WORCESTER  
SHARKS





# 2010-11 SCHEDULE

## OCTOBER

SUN	MON	TUES	WED	THU	FRI	SAT
					1	2
3	4	5	6	7	8	9 BRI 7 PM
10 HFD 3 PM	11	12	13	14	15 NOR 7:15 PM	16 NOR 7:15 PM
17	18	19	20	21	22	23 PRO 7 PM
24 NOR 3 PM	25	26	27	28	29 RCH 7:30 PM	30 PRO 1 PM
31 PRO 1:05 PM						

## JANUARY

SUN	MON	TUES	WED	THU	FRI	SAT
						1
2 POR 3 PM	3	4	5 HFD 7 PM	6	7	8 BRI 8 PM
9 SPR 3 PM	10	11 ALB 7 PM	12	13	14 SPR 7:30 PM	15 POR 7 PM
16 PRO 4:05 PM	17	18	19	20	21 POR 7 PM	22 BRI 7 PM
23 POR 3 PM	24	25	26	27	28 BRI 7:30 PM	29 PRO 7 PM
30	31					

## NOVEMBER

SUN	MON	TUES	WED	THU	FRI	SAT
	1	2	3	4	5 ALB 7:30 PM	6 MCH 7 PM
7	8	9	10	11	12 MCH 7 PM	13 WBS 7 PM
14 NOR 3 PM	15	16	17	18	19 MCH 7 PM	20 POR 7 PM
21 SPR 3 PM	22	23	24 HER 7 PM	25	26 PRO 7:05 PM	27 CHA 7 PM
28 MCH 3 PM	29	30				

## FEBRUARY

SUN	MON	TUES	WED	THU	FRI	SAT
		1	2	3	4 MCH 7:30 PM	5 PRO 7 PM
6	7	8	9	10	11 SPR 7:30 PM	12
13	14	15	16 RCH 7:05 PM	17	18 ALB 7 PM	19 SPR 7 PM
20 PRO 4:05 PM	21	22	23 SPR 7 PM	24	25 POR 7:30 PM	26 ADK 7 PM
27 MCH 3 PM	28					

## DECEMBER

SUN	MON	TUES	WED	THU	FRI	SAT
			1 HFD 7 PM	2	3	4 HFD 7 PM
5 POR 3 PM	6	7 POR 6:30 PM	8	9	10 MCH 7 PM	11 ALB 7 PM
12 BRI 3 PM	13	14	15	16	17 HFD 7 PM	18 BRI 7 PM
19 MCH 3 PM	20	21	22	23	24	25
26 POR 6:30 PM	27	28	29 SPR 7 PM	30 BRI 7 PM	31 BRI 1 PM	

## MARCH

SUN	MON	TUES	WED	THU	FRI	SAT
		1 POR 6:30 PM	2	3	4 MCH 7:30 PM	5 CHA 7 PM
6 HFD 3 PM	7	8	9 HER 7 PM	10	11 MCH 7 PM	12 HFD 7 PM
13 HFD 3 PM	14	15	16	17	18 PRO 7:05 PM	19 WBS 7:05 PM
20 MCH 3 PM	21	22 POR 11 AM	23	24	25 PRO 7:30 PM	26 SPR 7 PM
27 ADK 3 PM	28	29	30	31		

HOME GAME

AWAY GAME

HOME GAMES TELEvised ON CHARTER TV3



\$ \$ Hot Dogs

\$5 Kids Sundays presented by Papa Gino's



All 80 games broadcast live on WTAG.

(508) 929-0500  
SharksAHL.com

## APRIL

SUN	MON	TUES	WED	THU	FRI	SAT
					1 MCH 7:30 PM	2 PRO 7 PM
3 PRO 4:05 PM	4	5 POR 7 PM	6	7	8 CHA 7 PM	9 CHA 7 PM

## TEAM ABBREVIATIONS

ADK - Adirondack  
ALB - Albany  
BRI - Bridgeport  
CHA - Charlotte  
HFD - Hartford  
HER - Hershey  
MCH - Manchester

NOR - Norfolk  
POR - Portland  
PRO - Providence  
RCH - Rochester  
SPR - Springfield  
WBS - Wilkes-Barre/Scranton





## DCU Center

50 Foster Street  
Worcester, Mass. 01608  
508-929-0500  
508-929-0517 (fax)  
sharksahl.com

Governor . . . . .	Greg Jamison
CEO/Alternate Governor . . . . .	Michael T. Lehr
President/Alternate Governor . . . . .	Michael A. Mudd
General Manager . . . . .	Wayne Thomas
Head Coach . . . . .	Roy Sommer
Assistant Coach . . . . .	David Cunniff
Head Athletic Trainer . . . . .	Matt White
Head Equipment Manager. . . . .	Chris Davidson-Adams
Assistant Equipment Manager. . . . .	Corey Morong
Strength & Conditioning Assistant. . . . .	Jaime Rodriguez
Chairwoman, Sharks Charities . . . . .	Mary DeFeudis
Senior Director of Sales and Marketing . . . . .	Suzanne Schwartz
Director of Community Relations & Youth Hockey . . . . .	Michael Myers
Director of Public Relations & Broadcasting . . . . .	Eric Lindquist
Director of Ticket Sales . . . . .	Jason Jones
Merchandise Manager . . . . .	David Gwozdz
Marketing Manager . . . . .	Abigail Thelin
Finance and Ticket Operations Manager. . . . .	Kristen Mansur
Corporate Partnerships Manager . . . . .	Eric B. Horn
Corporate Partnerships Coordinator . . . . .	Matt Catacchio
Account Executives . . . . .	Chris Curtis, Jonathan Forsberg, Matt Renzulli, Marina Riva
Ticket and Sales Coordinator . . . . .	Kristen Moore
Administrative & Events Coordinator . . . . .	Travis Lash





## MICHAEL A. MUDD

### President



Michael A. Mudd serves as the president of the Worcester Sharks, working alongside San Jose Sharks Executive Vice President of Business Development Michael T. Lehr and Vice President and Assistant General Manager Wayne Thomas, while playing a vital role in all aspects of the Sharks operations.

Mudd oversees the overall business operations of the franchise while managing the corporate, ticket, marketing, community relations, public relations, merchandise and broadcasting departments.

A personable and highly respected team executive in the American Hockey League, Mudd serves as a Worcester Sharks alternate governor and a member of the AHL's Collective Bargaining Committee. Through his leadership and guidance, Mudd was instrumental in developing and producing the Worcester bid to the AHL Board of Governors to secure the 2009 AHL All-Star Classic for the city of Worcester and was project manager of the extremely successful event.

In addition to directing the day-to-day business side of the hockey club, he serves as the Sharks liaison with the AHL office for all hockey-related administrative issues — including regular season and playoff scheduling. He's also responsible for the development and the management of the hockey operations budget, team travel and the administration of training camp. In addition, Mudd has a hand in evaluating Sharks prospects in Worcester as well as prospects from other AHL teams. When the Sharks roster is depleted due to player injuries or player recalls to San Jose, he works alongside Thomas in researching or locating talent from other hockey leagues.

Mudd enters his 10th season with the Sharks organization having served in various capacities during his tenure within the organization while progressively moving up to his current position as president. Mudd was extremely involved in relocating the club to Worcester, restructuring the front office and developing new concepts such as the thriving High School Hockey Doubleheaders.

Before joining the Sharks, he was general manager of the International Hockey League's Cleveland Lumberjacks. During his two years in hockey operations with the 'Jacks, Mudd compiled an 83-62-19 record, helping lead the club to two straight Turner Cup Playoff berths.

From 1997-99, he served as general manager and director of hockey operations for the Chesapeake Ice Breakers of the East Coast Hockey League. Under his guidance and through difficult off-ice circumstances, the expansion team posted a combined record of 68-53-19 and qualified for the Kelly Cup Playoffs in each of its two seasons. Before going to the Ice Breakers, Mudd was the assistant general manager for the AHL's Baltimore Bandits, where he also was the team's goaltending coach and led the Bandits to Calder Cup playoff berths in both their years of existence.

Mudd is also an active participant with several local community organizations, including serving on the advisory board of the March of Dimes, Devereux Center and the Worcester Regional Research Bureau.

A native of Amherst, N.Y., Mudd is a 1990 graduate of St. Lawrence University where he earned a bachelor's degree in Economics. He was a four-year member of the school's hockey team which won ECAC Division I Championships in 1988 and 1989 and were also NCAA Division I Finalists in 1988. Mudd, a goaltender, had a standout senior season and was among the NCAA Division I statistical leaders in all categories, culminating in receiving the team's "Coaches" Award.

Mudd attended the 1990 St. Louis Blues training camp and played professional hockey for two seasons, splitting time between the ECHL and the IHL. An all-around athlete, he was also a four-year starter on the school's baseball team where he was named All-ICAC as a center fielder. Mudd earned his master's in Sports Management from Miami University (Ohio), where he was the assistant coach of the hockey team from 1992-94 under NCAA coaching legend George Gwozdecky.

Mudd and his wife, Holly, have two sons Tyler and Connor, and a daughter Ashley.





## ROY SOMMER

### Head Coach



Worcester Sharks Head Coach Roy Sommer, who plays a major role in developing players for the San Jose Sharks, is currently the longest-tenured coach in the American Hockey League.

The Oakland, Calif. native returns for his 13th season behind the bench of San Jose's top development affiliate and his 15th season overall with the Sharks organization. In his 12 seasons as head coach, Sommer has compiled a 442-402-57-59 record in the regular season and has made the postseason seven times, including reaching the Atlantic Division Finals the last two seasons.

Last season, Sommer led Worcester to a franchise-record 49 wins and captured the regular season Atlantic Division title. He won his 400th game as an AHL head coach after a 4-1 victory over Springfield at the DCU Center on Nov. 1, 2009. Entering 2010-11, Sommer's 442 wins ranks fourth all-time among AHL head coaches. Sommer is scheduled to coach his 1,000th AHL game in game no. 40 of the 2010-11 season.

As head coach for San Jose's top development team, Sommer has coached more than 80 players who've spent time in the National Hockey League, including defenseman Jason Demers, who was named 2009-10 PlayStation "Sharks Rookie of the Year."

In 2009-10, San Jose used 20 players who developed under Sommer's tutelage. In fact, 16 players have made their NHL debuts with the Sharks over the last three seasons — including Demers, Frazer McLaren, Steven Zalewski, Logan Couture and John McCarthy last year.

Sommer, 52, began coaching San Jose's top development affiliates in 1998-99 with the AHL's Kentucky Thoroughblades. He coached the T-Blades for three seasons before San Jose relocated their AHL team to Cleveland. In his first season with Kentucky, the Thoroughblades registered franchise records for most regular season wins (44), most road wins (21) and total points (98) in a season while posting the AHL's fifth-best record. This success came despite having 17 players promoted to the NHL during the season.

From 1999-01, Sommer's club went 84-50-21-5 to capture two consecutive Mid-Atlantic Division titles and went to the Calder Cup Playoffs each season. Sommer's success was recognized during the 1999-00 season with his selection as the head coach for the Canadian All-Star Team, where his squad toppled PlanetUSA, 8-3.

Before being named head coach of the Thoroughblades in 1998, Sommer spent two seasons (1996-98) as an assistant coach with the San Jose Sharks.

With San Jose, Sommer was responsible for pre-scouting upcoming opponents for their offensive and defensive tendencies, line combinations and special teams tactics. In addition, he assisted in running practices and provided special on-ice extended workouts with scratched players and those rehabilitating injuries.

Before Sommer joined San Jose, he was head coach of the ECHL's Richmond Renegades from 1991-96 and was named 1995-96 Coach of the Year after leading his team to a league-best 46-11-13 mark and a league record 105 points in capturing the Brabham Cup (best regular season record). Sommer led the Renegades to the Riley Cup (league championship) in 1994-95 after posting a 41-20-7 regular season record. In addition, he served as head coach of the ECHL's East All-Star Team in 1994-95 and the North All-Star Team in 1995-96.

Sommer's additional ice hockey coaching experience includes assistant coaching stints with the Albany Choppers and Muskegon Lumberjacks of the International Hockey League and working with USA Hockey as an assistant coach at several evaluation camps for 16- and 17-year-old players.

In 1998, he served as head coach and general manager for the silver-medal winning Team USA (4-1-0 record) at the International Ice Hockey Federation In-Line Hockey World Championships in Anaheim. Sommer's squads won gold medals in each of the first two tournaments (1996 in St. Paul, Minn. and 1997 in Anaheim) and posted undefeated records each year. His three-year coaching mark at this prestigious tournament stands at 17-1-0.

### ALL-TIME AMERICAN HOCKEY LEAGUE COACHING WINS

1. Fred "Bun" Cook	1937-56	19 seasons	1,171 GMS	636 WINS
2. Frank Mathers	1956-85	18 seasons	1,256 GMS	610 WINS
3. John Paddock	1981-2009	15 seasons	1,107 GMS	585 WINS
4. Roy Sommer	1998-current	12 seasons	960 GMS	442 WINS





The former Bay Area youth hockey player coached Roller Hockey International's San Jose Rhinos for three seasons (1994-96), including capturing the Murphy Cup (league championship) in 1995. In addition, Sommer served as head coach for RHI's 1996 Western Conference All-Star Team.

Before stepping behind the bench, Sommer played nine seasons of professional ice hockey. A sixth round selection by the Toronto Maple Leafs in 1977, Sommer played in the Leafs system as well as those of the St. Louis Blues, Edmonton Oilers, New Jersey Devils and Pittsburgh Penguins. The highlight of Sommer's NHL career came during the 1980-81 season when, as a teammate of Wayne Gretzky, Sommer scored a goal in his NHL debut with the Oilers.

Sommer was captain of the Wichita Wind from 1980-83 and again with Muskegon in 1986-87. Sommer, who played left wing and center, was a member of the AHL Calder Cup Champion Maine Mariners in 1983-84 and helped lead Muskegon to the 1985-86 IHL title (Turner Cup). He played his junior hockey for the Spruce Grove Mets, which won the 1975 Centennial Cup, and for the Calgary Centennials. Sommer was a member of the United States National Team at the World Junior Championships in 1976-77.

Sommer resides in Shrewsbury, Mass. with his wife Melissa and their three children: Marley, Caston and Kyra.

## IT'S A SMALL WORLD

Worcester Sharks Assistant Coach Dave Cunniff was a participant in Worcester Head Coach Roy Sommer's first American Hockey League coaching win. On Oct. 17, 1998, Kentucky defeated Albany, 6-4, at Rupp Arena in Lexington, Ky. One of the Albany players who recorded an assist on one of their four goals was Cunniff.

Since 2001-02 with the Cleveland Barons, Cunniff has been Sommer's assistant coach. In fact, Cunniff has been on the bench for 65 percent (288) of Sommer's 442 wins.





## WORCESTER HOCKEY OPERATIONS

### DAVID CUNNIFF

#### Assistant Coach

David Cuniff returns for his ninth season as assistant coach for San Jose's top affiliate, the Worcester Sharks. Cuniff has played an integral role in assisting Head Coach Roy Sommer in all coaching duties including video breakdown, player assessment and scouting.

Cuniff's coaching efforts are primarily focused on the defensive end. His presence was pivotal in the rapid development of several defensemen including Douglas Murray, Derek Joslin and Jason Demers. With a focus on player development, Cuniff assists in the annual Sharks Summer Development Camp and the Sharks Rookie Tournament.

For the past eight seasons, Cuniff has been an instructor at the San Jose Sharks Summer Hockey School. By doing so, he shared his expertise with more than 1,000 campers ranging from age six to adult.

The son of the late NHL veteran and U.S. Olympic Team Coach John Cuniff, David played eight seasons of professional hockey in the American and East Coast Hockey Leagues. That stint included playing two seasons under his father with the AHL's Albany River Rats (1998-00). After a one-year hiatus, Cuniff concluded his playing career in 2001-02 with Louisiana and Richmond in the ECHL. In 268 AHL and ECHL games, Cuniff scored 82 points (38 goals and 44 assists) and posted 555 penalty minutes.

The South Boston native played his college hockey at Salem State College and currently resides in Milton, Mass. with his wife Mary-Ann and their two sons, Patrick and David.



### MATTHEW WHITE

#### Head Athletic Trainer

Matthew White enters his 10th season in the American Hockey League, fifth with the Worcester Sharks as head athletic trainer.

A graduate of University of New Hampshire and Boston University, he joined the Sharks after a spending a year at Boston University. Before that, White was the head athletic trainer for the Cincinnati Mighty Ducks (AHL) for five seasons. White has also served as an athletic trainer at the College of Holy Cross in Worcester.

During the offseason, White directs his own strength and conditioning program for junior and high school aged athletes throughout Central Massachusetts at the DCU Center.

White currently lives in Holden, Mass. with his wife Kim and their three children: Abigail, Eloise and Evelyn.



### JAIME RODRIGUEZ

#### Strength and Conditioning Assistant

Jaime Rodriguez enters his fourth season as Worcester's strength and conditioning assistant. Rodriguez will be working part time with Head Athletic Trainer Matt White to help with the growth and development of the Sharks prospects in Worcester.

Rodriguez, a 2003 graduate of Lasell College, is the program director, head strength coach and personal trainer at Mike Boyle's Strength and Conditioning. Most recently, Rodriguez served as assistant strength and conditioning coordinator for the 2007 Anaheim Ducks Prospect Camp.

Rodriguez is a native of The Bronx, N.Y. and currently lives in Arlington, Mass. with his wife Juliana and their son Jayden.



# Proud to be the official Sports Medicine Provider for the Worcester Sharks



SAINT VINCENT  
HOSPITAL

*A history of excellence. A century of care.*

(508) 363-5000 • [StVincentHospital.com](http://StVincentHospital.com)

Proud Sponsor of the  
Sharks Street Brigade

# Our specialists have you covered head to toe.



Fallon Clinic accepts most major insurances.



For a complete list of all our specialties, visit [www.fallonclinic.org/info](http://www.fallonclinic.org/info)



## WORCESTER HOCKEY OPERATIONS

### CHRIS DAVIDSON-ADAMS

#### Head Equipment Manager

Chris Davidson-Adams begins his first season with the Worcester Sharks as head equipment manager.

Davidson-Adams spent the last four seasons as the assistant equipment manager for the National Hockey League's Dallas Stars.

Now in his 11th professional hockey season, Davidson-Adams has previously worked for the Muskegon Fury (International Hockey League), Grand Rapids Griffins (American Hockey League) and the Houston Aeros (AHL). He was named assistant equipment manager for the 2007 NHL All-Star Game and head equipment manager for the 2003 United Hockey League All-Star Game.

Davidson-Adams, a 30-year-old native of Grandville, Mich., was with Muskegon when they won the Colonial Cup in 2004 and 2005. He resides in Worcester.



### COREY MORONG

#### Assistant Equipment Manager

Corey Morong enters his fifth season as an assistant equipment manager, his first as the assistant equipment manager for the Worcester Sharks.

Morong, 22, had previously spent one season with the Iowa Chops (a now-defunct AHL team) and three seasons with the Portland Pirates (AHL) as an assistant equipment manager. The South Portland, Maine native has several years of experience in recreation, most recently as the program director for the City of Saco, Maine summer camp department.





## RADIO / TV

**ERIC LINDQUIST**

**Director of Public Relations and Broadcasting  
Voice of the Worcester Sharks**



Eric Lindquist returns for his fourth season as the "Voice of the Sharks" on 580AM and 94.9FM WTAG. This eight-year broadcasting veteran will also direct all team public relations matters and structure the Sharks broadcast deals.

Lindquist is also the play-by-play announcer for all Sharks games televised on Charter TV-3 and the NHL Network. He called the action for the 2009 AHL All-Star Game in Worcester on Sirius XM Radio and XM Canada.

Before joining the Sharks, Lindquist served as director of media relations and baseball operations and was the voice for the Golden Baseball League's Long Beach Armada. Lindquist joined the Armada after spending one season as the director of media relations and play-by-play announcer for the ECHL's Long Beach Ice Dogs.

Lindquist does have Massachusetts ties. He's a native of North Andover and was the color commentator for the former Lowell Lock Monsters (AHL) and the Lowell Spinners, the single-A affiliate of the Boston Red Sox. He's a graduate of Northeastern University where he called the action for the school's men's hockey and baseball teams for two seasons.

**HEAR ALL 80 GAMES ON**



**SELECT GAMES ON CHARTER TV3**



**ALL GAMES WEBCAST ON  
SHARKSAHL.COM**





SEATING CHART/TICKET INFORMATION

INDIVIDUAL TICKET PRICES

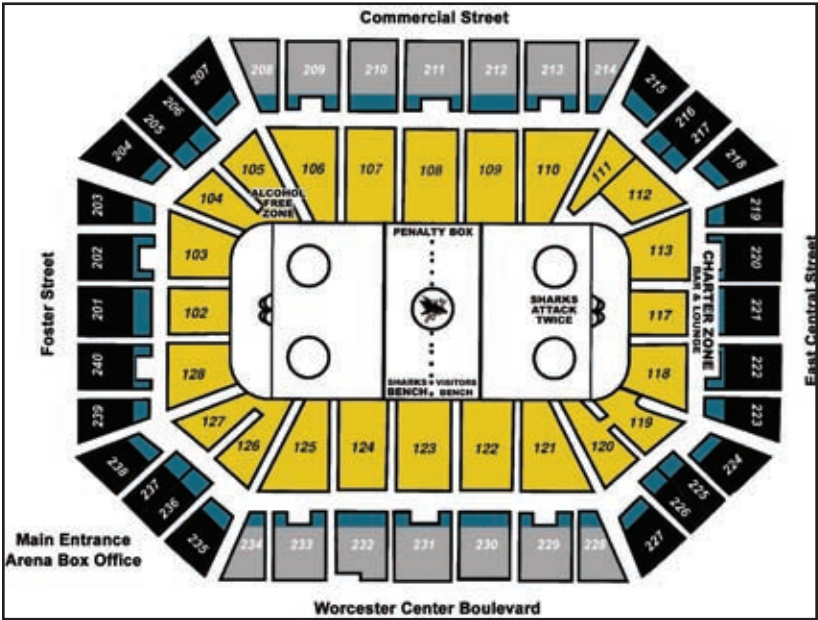
LOCATION	ADULT*	SENIOR/ ACTIVE MILITARY*	YOUTH*
GOLD LEVEL	\$20.00	\$12.00	\$12.00
TEAL LEVEL	\$16.00	\$12.00	\$12.00

\*City of Worcester \$.50 facility fee included

SEASON TICKET PRICES

SEASON TICKET PLAN PRICING*	FULL SEASON ADULT/ CHILD & SENIOR	FULL SEASON FLEX ADULT/ CHILD & SENIOR	HALF SEASON ADULT/ CHILD & SENIOR	10-GAME PLANS ADULT/ CHILD & SENIOR
GOLD LEVEL	\$550/\$400	\$550/\$400	\$290/\$200	\$157.50/\$107.50
TEAL LEVEL	\$450/\$360	\$450/\$360	\$240/\$180	\$127.50/\$107.50

DCU CENTER SEATING CHART





## DCU CENTER

For 28 years, the DCU Center in Worcester, Mass. has been recognized as the gathering place for people to experience the finest in entertainment, sporting events and public functions. Hailed as one of the most successful entertainment and convention facilities in the nation, the DCU Center opened its doors in September 1982 with the legendary Frank Sinatra Inaugural Concert. Since that time, acts of all musical genres have found their way to the arena stage. From rock to rap, country to contemporary, millions of fans from all over the world have come to the DCU Center to see their favorite performers.



The arena features annual appearances of the top family shows including Ringling Bros. and Barnum & Bailey Circus, Sesame Street Live, Disney On Ice, Harlem Globetrotters and The Wiggles among others. The DCU Center also plays host to a variety of sporting and entertainment events including NCAA basketball and hockey, Holy Cross basketball, professional bull riding, the MIAA High School Basketball Championships, Monster Trucks and more. In addition, the facility is proud home to the American Hockey League's Worcester Sharks. The Worcester Sharks are owned, operated and affiliated with the San Jose Sharks and host 40 regular season home games.

The facility expanded in 1997 with the opening of an attached state-of-the-art convention center that features panoramic views of downtown Worcester. The complex, described as an architectural gem, added 50,000 square feet of exhibit space, 11 meeting rooms, a 12,144 square foot ballroom (the largest in Central Massachusetts) and a state-of-the-art kitchen. The facility's 100,000-plus square feet of exhibit space is filled by consumer shows, trade shows, conventions, conferences and other public and private functions year-round.

In October 2004, DCU (Digital Federal Credit Union) and the City of Worcester entered into a naming rights partnership to rename the arena and convention center to the DCU Center. DCU is a full-service, not-for-profit financial institution cooperatively owned by and operated for its members. DCU was chartered in October of 1979. More than 300,000 DCU members have made them one of the fastest growing credit unions in America.

During the summer of 2009, the DCU Center underwent the first phase of a multi-year capital improvement project, which included an electrical service upgrade and the complete replacement of the ice surface. A new ice plant and chillers were replaced and new dasher boards and state-of-the-art seamless glass were installed for the start of the Worcester Sharks fourth season. Future phases of renovations are expected to incorporate amenities that are standard to new arenas including suites and club seats, as well as improved restrooms, concession areas and facility accessibility.

Continuing to provide the best possible experience for the promoter, performer and patron, the DCU Center is owned by the City of Worcester and managed by SMG, the world's leading private management and developing firm for public assembly facilities. Headquartered in Philadelphia, SMG provides management services to more than 200 venues. SMG also offers food and beverage operations through their in-house catering company, SAVOR...Catering by SMG.





## IN THE COMMUNITY

### BE A LEADER — PRESENTED BY ABIGAIL WILLIAMS & ASSOCIATES

Entering its fourth year, the “Be a Leader” program, presented by Abigail Williams & Associates, is the Worcester Sharks Flagship Educational initiative designed to educate children grades 4-6 in Central Massachusetts on the importance of developing strong leadership skills. The program utilizes Sharks players and an Abigail Williams & Associates representative to educate students on the importance of developing leadership skills and the benefits of working hard, sacrifice, taking care of yourself and other attributes found in being a successful leader. Each participant receives a voucher to a Sharks home game courtesy of Abigail Williams & Associates.

### “READING IS COOL”

The Worcester Sharks “Reading is Cool” program enters its fifth year in local schools. The incentive-based literacy program is directed at elementary school students grades K-3 in Central Massachusetts and emphasizes that “Reading is Cool!” The program incorporates several individual components designed to promote the importance of reading, both at home and in the classroom. A Sharks player will visit schools and read to students in selected classrooms. More than 110 classrooms and 2,600-plus students from in and around Worcester are currently enrolled in the program. Each participant receives a “Reading is Cool” workbook, which includes a voucher to a Sharks home game courtesy of Sharks Charities and Abigail Williams & Associates.

### SHARKS STREET BRIGADE PRESENTED BY FALLON CLINIC

The Sharks Street Brigade presented by Fallon Clinic is an interactive, mobile street hockey experience geared towards elementary school-aged children in order to generate an interest in hockey and make it more accessible to local youth.

### WORCESTER SHARKS SUMMER DAYS PRESENTED BY IRVING OIL

The Worcester Sharks remain extremely active during the offseason with more than 100 community appearances throughout Central Massachusetts. Worcester Sharks Summer Days presented by Irving Oil includes player and mascot appearances, Sharks Street Brigades and SharkHead Shootouts.

## MARY DEFEUDIS

### CHAIRWOMAN, SHARKS CHARITIES

Along with the Worcester Sharks, Mary DeFeudis is dedicated to revitalizing the City of Worcester. In conjunction with Sharks Charities, Ms. DeFeudis' philanthropic endeavors have enabled the Sharks to become one of the most involved organizations in the Central Massachusetts region.

Ms. DeFeudis, a Worcester native, is an active and enthusiastic investor, philanthropist and volunteer in and around Worcester. She has focused her philanthropic and volunteer interests in organizations which benefit children, cancer research and bettering the Worcester community.

Ms. DeFeudis serves on the Board of Directors of UMASS Memorial Foundation and the Worcester Chapter of the American Red Cross. She sits on the Board of Trustees of Nichols College where she has started an annual Mary DeFeudis Scholarship, awarded each year to an outstanding student. In addition, she's an investor and director of the Hanover Theater for the Performing Arts. She's also involved with St. Jude's Children's Hospital, along with other healthcare organizations.

Ms. DeFeudis currently resides in Northborough, Mass. She's a proud mother of two children – Gino DeFeudis and Elizabeth Giguere.





## SKATE WITH THE SHARKS

Four times during the season, the Worcester Sharks conduct a one-hour practice, followed by a one-hour open skate with the players. These practices are held at selected rinks in Central Massachusetts. They are free of charge and open to the public. Skate with the Sharks was voted as the favorite Sharks Community Event in a SharksAHL.com poll.

## SHARKS CHARITIES AND MARY DEFEUDIS

Sharks Charities, chaired by Mary DeFeudis, is a year-round initiative focused on meeting the educational, social and cultural needs of the Central Massachusetts community. Sharks Charities partners with local organizations in an effort to enhance the lives of those less fortunate with a focus on young adults and children. Over the past four seasons, Sharks Charities has donated more than \$300,000 in the way of cash, toys, food, autographed Sharks memorabilia/merchandise, Sharks tickets and one-of-a-kind fan experiences.



To find out more information regarding the Worcester Sharks Community Programs, "Crash the Net" at [sharksahl.com](http://sharksahl.com) or call Michael Myers at 508-929-0528.





## 2009-10 WORCESTER SHARKS REGULAR SEASON STATISTICS

NO. PLAYER	POS	GP	G	A	PTS	+/-	PIM	PP	PPA	SHG	SHA	GW	OT	EN	SOG	SOGW	SH	SH%
4 Danny Groulx	D	80	14	52	66	17	80	6	18	1	1	0	0	2	1	1	264	.053
15 Steven Zalewski	C	78	22	40	62	-13	20	9	16	2	3	1	0	2	1	0	195	.113
23 Dan DaSilva	RW	72	21	32	53	23	65	2	3	0	0	3	0	2	0	0	196	.107
9 *x Logan Couture	C	42	20	33	53	16	12	6	11	1	1	9	1	1	1	0	130	.154
21 *Benn Ferriero	RW	58	19	31	50	-6	20	7	13	3	1	2	0	0	4	2	164	.116
22 Andrew Desjardins	C	80	19	27	46	29	126	0	1	1	1	3	0	1	0	0	162	.117
24 T.J. Trevelyan	LW	63	28	16	44	2	16	8	6	0	0	5	0	1	2	0	225	.124
7 * John McCarthy	LW	74	15	27	42	36	39	0	0	1	1	3	0	1	0	0	138	.109
53 * Brandon Mashinter	LW	79	22	15	37	1	117	5	5	0	0	2	0	0	1	0	163	.135
25 Derek Joslin	D	55	5	27	32	14	29	2	11	0	1	1	0	0	0	0	145	.034
17 Ryan Vesce	C	35	14	16	30	3	20	5	7	0	0	3	0	1	1	0	109	.128
10 Dwight Helminen	C	74	12	10	22	-20	16	2	0	0	0	2	1	1	1	0	116	.103
8 Mike Moore	D	64	3	19	22	16	82	1	4	0	1	1	0	0	0	0	81	.037
11 * Cory Quirk	C	59	8	13	21	8	14	0	0	1	1	1	0	0	1	0	86	.093
44 x Jamie McGinn	LW	27	7	14	21	5	15	4	6	1	0	3	1	0	0	0	71	.099
5 x Jason Demers	D	25	4	13	17	7	24	0	6	0	1	0	0	0	0	0	34	.118
19 Michael Wilson	D	54	5	10	15	4	42	0	1	1	0	0	0	0	0	0	73	.068
26 Joe Callahan	D	35	4	11	15	5	19	3	5	0	1	2	0	0	0	0	71	.056
14 Frazer McLaren	LW	52	4	11	15	2	148	0	0	0	1	1	0	0	0	0	45	.089
47 * Kevin Henderson	LW	64	2	13	15	0	45	0	0	0	1	0	0	0	0	0	76	.026
28 * Dennis McCauley	LW	45	10	4	14	1	84	0	0	0	0	1	0	2	0	0	63	.159
27 * Nick Petrecki	D	65	2	12	14	-4	106	0	0	0	1	0	0	0	0	0	80	.025
41 Brett Westgarth (TTL)	D	64	3	8	11	-3	95	0	0	0	1	0	0	0	0	0	48	.063
(BRI)	D	46	3	5	8	-4	68	0	0	0	1	0	0	0	0	0	35	.086
(WOR)	D	18	0	3	3	1	27	0	0	0	0	0	0	0	0	0	13	.000
12 x Matt Jones	RW	19	5	3	8	4	6	1	0	0	0	1	0	0	0	0	38	.132
16 * Dean Strong	F	16	2	3	5	-3	2	0	1	0	0	1	0	0	0	0	24	.083
3 * Joe Loprieno	D	46	0	4	4	-1	52	0	0	0	0	0	0	0	0	0	33	.000
38 * James Marcou	F	4	1	2	3	0	0	0	0	0	0	0	0	0	0	0	7	.143
41 x Torrey Mitchell	C	5	1	2	3	-2	10	1	0	0	0	0	0	0	0	0	9	.111
44 * Justin Braun	D	3	0	3	3	7	0	0	0	0	0	0	0	0	0	0	2	.000
42 * Nick Schaus	D	4	0	3	3	1	2	0	2	0	0	0	0	0	0	0	4	.000
32 *Alex Stalock	G	61	0	3	3	0	4	0	1	0	0	0	0	0	0	0	0	.000
31 * Tyson Sexsmith	G	13	0	2	2	0	0	0	0	0	0	0	0	0	0	0	0	.000
42 x Trent Campbell	LW	3	1	0	1	-1	2	0	0	0	0	0	0	0	0	0	7	.143
38 *x Mathieu Curadeau	C	3	1	0	1	1	2	0	0	0	0	1	0	0	0	0	5	.200
37 * Tony Lucia	LW	4	1	0	1	-2	0	0	0	0	0	0	0	0	0	0	4	.250
29 Frank Doyle	G	10	0	1	1	0	2	0	0	0	0	0	0	0	0	0	0	.000
33 *x Louis Liotti	D	10	0	1	1	-3	4	0	0	0	0	0	0	0	0	0	6	.000
18 *x Will Colbert	D	19	0	1	1	4	0	0	0	0	0	0	0	0	0	0	17	.000
39 * Matt Irwin	D	3	0	0	0	0	2	0	0	0	0	0	0	0	0	0	2	.000
37 *x Mitch Versteeg	D	3	0	0	0	-1	2	0	0	0	0	0	0	0	0	0	2	.000
BENCH		80	3				12										3	
TOTALS		80	275	477	749	151	1268	62	117	12	16	46	3	14	13	3	2863	.095

NO. GOALIE	GP	MIN	W	L	SOL	SO	EN	GA	GAA	SOW	SOL	SOGA	SOA	SO%	SA	SVS	SV%
32 *Alex Stalock	61	3534	39	19	2	4	5	155	2.63	2	2	6	23	.739	1677	1522	.908
29 Frank Doyle	10	571	6	3	0	0	0	28	2.94	1	0	0	4	1.000	277	249	.899
31 * Tyson Sexsmith	13	716	4	6	1	1	1	47	3.94	0	1	5	8	.375	336	289	.860
TOTALS	80	4821	49	28	3	5	6	230	2.86	3	3	11	35	.686	2290	2060	.900

x — inactive, \* — rookie





## 2010 WORCESTER SHARKS PLAYOFFS

## ATLANTIC DIVISION SEMIFINAL

## LOWELL (4) VS. WORCESTER (1)

Worcester wins series, 4-1

Game 1 - April 14	Lowell 3 at Worcester 2
Game 2 - April 15	Lowell 2 at Worcester 3 (OT)
Game 3 - April 17	Worcester 3 at Lowell 2
Game 4 - April 20	Worcester 4 at Lowell 2
Game 5 - April 21	Worcester 5 at Lowell 1

## ATLANTIC DIVISION FINAL

## MANCHESTER (3) VS. WORCESTER (1)

Manchester wins series, 4-2

Game 1 - April 25	Manchester 3 at Worcester 4
Game 2 - April 28	Manchester 3 at Worcester 2 (OT)
Game 3 - April 30	Worcester 0 at Manchester 5
Game 4 - May 1	Worcester 3 at Manchester 2
Game 5 - May 5	Manchester 1 at Worcester 0
Game 6 - May 7	Worcester 1 at Manchester 2 (OT)

## WORCESTER SHARKS STATISTICS

NO. PLAYER	POS	GP	G	A	PTS	+/-	PIM	PP	PPA	SHG	SHA	GW	OT	EN	SH	SH%
23 Dan DaSilva	RW	11	2	6	8	2	8	1	1	0	0	0	0	0	22	.091
4 Danny Groulx	D	10	1	6	7	1	6	0	5	0	0	0	0	0	23	.043
24 T.J. Trevelyan	LW	8	4	2	6	1	2	2	0	0	0	0	0	0	23	.174
21 *Benn Ferriero	RW	11	4	2	6	-2	4	1	1	1	0	2	0	0	36	.111
53 * B. Mashinter	LW	11	1	5	6	3	6	0	1	0	0	0	0	0	19	.053
15 Steven Zalewski	C	11	1	5	6	1	4	0	1	0	0	1	0	0	23	.043
25 Derek Joslin	D	11	4	1	5	2	4	1	1	0	0	2	0	0	23	.174
7 *J. McCarthy	LW	11	2	3	5	1	10	0	1	0	0	0	0	0	16	.125
17 Ryan Vesce	C	6	3	1	4	-1	0	1	1	0	0	1	1	0	16	.188
22 A. Desjardins	C	11	2	2	4	1	32	1	1	0	0	0	0	0	20	.100
11 * Cory Quirk	C	11	2	1	3	3	2	0	0	0	1	0	0	0	16	.125
44 * Justin Braun	D	11	0	3	3	3	4	0	0	0	0	0	0	0	17	.000
42 * Nick Schaus	D	11	0	3	3	0	14	0	1	0	0	0	0	0	23	.000
16 * Dean Strong	F	6	1	1	2	0	2	0	0	0	0	0	0	0	10	.100
28 * D. McCauley	LW	8	0	2	2	1	2	0	0	0	0	0	0	0	10	.000
41 Brett Westgarth	D	2	0	1	1	-1	0	0	0	0	0	0	0	0	3	.000
19 Michael Wilson	D	8	0	1	1	-2	4	0	0	0	1	0	0	0	6	.000
47 * K. Henderson	LW	11	0	1	1	-3	4	0	0	0	0	0	0	0	12	.000
39 * Matt Irwin	D	1	0	0	0	-1	0	0	0	0	0	0	0	0	1	.000
37 * Tony Lucia	LW	1	0	0	0	0	0	0	0	0	0	0	0	0	1	.000
38 * James Marcou	F	1	0	0	0	1	0	0	0	0	0	0	0	0	2	.000
26 Joe Callahan	D	2	0	0	0	0	2	0	0	0	0	0	0	0	2	.000
10 Dwight Helminen	C	2	0	0	0	0	0	0	0	0	0	0	0	0	2	.000
14 Frazer McLaren	LW	11	0	0	0	-1	37	0	0	0	0	0	0	0	17	.000
8 Mike Moore	D	11	0	0	0	1	14	0	0	0	0	0	0	0	11	.000
32 *Alex Stalock	G	11	0	0	0	0	2	0	0	0	0	0	0	0	0	.000
BENCH		11	0				2									
<b>TOTALS</b>		<b>11</b>	<b>27</b>	<b>46</b>	<b>73</b>	<b>10</b>	<b>165</b>	<b>7</b>	<b>14</b>	<b>1</b>	<b>2</b>	<b>6</b>	<b>1</b>	<b>0</b>	<b>354</b>	<b>.076</b>

NO. GOALIE	GP	MINS	W	L	SO	EN	GA	GAA	SA	SVS	SV%
32 *Alex Stalock	11	683	6	5	0	0	26	2.28	320	294	.919
<b>TOTALS</b>	<b>11</b>	<b>683</b>	<b>6</b>	<b>5</b>	<b>0</b>	<b>0</b>	<b>26</b>	<b>2.28</b>	<b>320</b>	<b>294</b>	<b>.919</b>

x — inactive, \* — rookie





## 2010-11 AMERICAN HOCKEY LEAGUE DIVISIONAL ALIGNMENT

### EASTERN CONFERENCE

#### ATLANTIC DIVISION



Bridgeport Sound Tigers (N.Y. Islanders)



Hartford Wolf Pack (N.Y. Rangers)



Manchester Monarchs (Los Angeles Kings)



Portland Pirates (Buffalo Sabres)



Providence Bruins (Boston Bruins)



Springfield Falcons (Columbus Blue Jackets)



Worcester Sharks (San Jose Sharks)

#### EAST DIVISION



Adirondack Phantoms (Philadelphia Flyers)



Albany Devils (New Jersey Devils)



Binghamton Senators (Ottawa Senators)



Charlotte Checkers (Carolina Hurricanes)



Hershey Bears (Washington Capitals)



Norfolk Admirals (Tampa Bay Lightning)



Syracuse Crunch (Anaheim Ducks)



Wilkes-Barre/Scranton Penguins  
(Pittsburgh Penguins)

### WESTERN CONFERENCE

#### NORTH DIVISION



Abbotsford Heat (Calgary Flames)



Grand Rapids Griffins (Detroit Red Wings)



Hamilton Bulldogs (Montreal Canadiens)



Lake Erie Monsters (Colorado Avalanche)



Manitoba Moose (Vancouver Canucks)



Rochester Americans (Florida Panthers)



Toronto Marlies (Toronto Maple Leafs)

#### WEST DIVISION



Chicago Wolves (Atlanta Thrashers)



Houston Aeros (Minnesota Wild)



Milwaukee Admirals (Nashville Predators)



Oklahoma City Barons (Edmonton Oilers)



Peoria Rivermen (St. Louis Blues)



Rockford IceHogs (Chicago Blackhawks)



San Antonio Rampage (Phoenix Coyotes)



Texas Stars (Dallas Stars)





## 2009-10 AHL STANDINGS

## EASTERN CONFERENCE

RK	ATLANTIC DIVISION	GP	W	L	OTL	SOL	PTS	PCT	GF	GA
1	<b>y</b> Worcester Sharks	80	49	25	3	3	104	.650	275	239
2	x Portland Pirates	80	45	24	7	4	101	.631	244	214
3	x Manchester Monarchs	80	43	28	3	6	95	.594	213	200
4	x Lowell Devils	80	39	31	4	6	88	.550	239	232
5	x Bridgeport Sound Tigers	80	38	32	4	6	86	.537	201	220
6	Hartford Wolf Pack	80	36	33	6	5	83	.519	231	251
7	Providence Bruins	80	36	38	5	1	78	.487	207	226
8	Springfield Falcons	80	25	39	12	4	66	.412	207	296

RK	EAST DIVISION	GP	W	L	OTL	SOL	PTS	PCT	GF	GA
1	yz Hershey Bears	80	60	17	0	3	123	.769	342	198
2	x Albany River Rats	80	43	29	3	5	94	.588	244	231
3	x Wilkes-Barre/Scranton Penguins	80	41	34	2	3	87	.544	239	229
4	Norfolk Admirals	80	39	35	3	3	84	.525	208	214
5	Binghamton Senators	80	36	35	6	3	81	.506	251	260
6	Syracuse Crunch	80	34	39	4	3	75	.469	227	272
7	Adirondack Phantoms	80	32	41	3	4	71	.444	199	251

## WESTERN CONFERENCE

RK	NORTH DIVISION	GP	W	L	OTL	SOL	PTS	PCT	GF	GA
1	y Hamilton Bulldogs	80	52	17	3	8	115	.719	271	182
2	x Rochester Americans	80	44	33	2	1	91	.569	253	247
3	x Abbotsford Heat	80	39	29	5	7	90	.562	217	231
4	x Manitoba Moose	80	40	33	5	2	87	.544	204	232
5	Toronto Marlies	80	33	35	6	6	78	.487	193	261
6	Lake Erie Monsters	80	34	37	1	8	77	.481	234	257
7	Grand Rapids Griffins	80	34	39	3	4	75	.469	244	265

RK	WEST DIVISION	GP	W	L	OTL	SOL	PTS	PCT	GF	GA
1	y Chicago Wolves	80	49	24	1	6	105	.656	264	214
2	x Texas Stars	80	46	27	3	4	99	.619	238	198
3	x Rockford IceHogs	80	44	30	3	3	94	.588	226	226
4	x Milwaukee Admirals	80	41	30	2	7	91	.569	237	220
5	Peoria Rivermen	80	38	33	2	7	85	.531	233	248
6	San Antonio Rampage	80	36	32	5	7	84	.525	235	244
7	Houston Aeros	80	34	34	7	5	80	.500	206	224

y — division champion

x — participated in playoffs

z — Calder Cup Champions





## ALL-TIME ROSTER

NO.	POS	SKATERS	YEARS	GP	G	A	PTS	+/-	PIM
9	C	Tom Cavanagh	2006-09	202	46	92	138	-3	148
22	LW	Lukas Kaspar	2006-09	216	46	79	125	1	148
37	C	Mike Igoulden	2007-08	151	59	64	123	-18	118
21	RW	Graham Mink	2007-08	132	55	63	118	-2	119
20	RW	Riley Armstrong	2006-09	208	59	53	112	13	300
15	C	Steven Zalewski	2007-10	160	37	70	107	-11	46
17	C	Ryan Vesce	2008-10	102	38	63	101	7	48
6,25	D	Derek Joslin	2006-10	201	26	70	96	-7	113
2	D	Patrick Traverse	2006-09	197	20	69	89	-4	94
12	LW	Mathieu Darche	2006-07	76	35	45	80	6	72
33,22	C	Andrew Desjardins	2008-10	154	27	41	68	33	225
23	RW	Dan DaSilva	2008-10	98	27	39	66	32	92
4	D	Danny Groulx	2009-10	80	14	52	66	17	80
7	D	Dan Spang	2006-08	125	12	44	56	-10	59
44	LW	Jamie McGinn	2006-10	86	27	28	55	4	71
37,9	C	Logan Couture	2008-10	46	20	33	53	15	19
21	RW	Benn Ferriero	2009-10	58	19	31	50	-6	20
5	D	Jason Demers	2008-10	103	6	44	50	22	78
5	D	Tom Walsh	2006-08	105	7	38	45	-5	36
24	LW	T.J. Trevelyan	2009-10	63	28	16	44	2	16
7	LW	John McCarthy	2009-10	74	15	27	42	36	39
13	F	T.J. Fox	2007-09	150	19	23	42	0	48
8	D	Garrett Stafford	2006-07	77	11	30	41	3	58
18	C	Cory Larose	2008-09	53	19	21	40	2	38
14	C	Craig Valette	2006-08	124	19	21	40	-6	174
23	C	Josh Prudden	2006-08	88	14	26	40	13	48
8	D	Mike Moore	2007-10	143	8	32	40	30	230
19	RW	Grant Stevenson	2006-07	59	14	25	39	3	30
53	LW	Brandon Mashinter	2009-10	79	22	15	37	1	117
3,6	D/F	Brad Staubitz	2006-09	162	7	23	30	-28	462
44	D	Brennan Evans	2006-08	155	3	27	30	23	381
26	LW	Dennis Packard	2007-08	76	11	19	30	6	31
10	F	Nate Raduns	2007-08	56	12	15	27	-8	42
24	C	Tomas Plihal	2006-08	69	11	16	27	0	40
10,17	RW	Ashton Rome	2006-09	128	15	11	26	-26	114
11	C	Joe Pavelski	2006-07	16	8	18	26	9	8
21	C	Matt Fornataro	2008-09	51	10	15	25	-10	30
24,14	LW	Frazer McLaren	2007-10	131	11	13	24	-9	346
32	D	Scott Ferguson	2006-07	79	4	19	23	1	101
10	C	Dwight Helminen	2009-10	74	12	10	22	-20	16
11	C	Cory Quirk	2009-10	59	8	13	21	8	14
24,41	D	Brett Westgarth	2006-10	95	2	10	12	7	164
26,19	D	Michael Wilson	2008-10	85	6	14	20	-6	56
18	RW	Devin Setoguchi	2007-08	23	8	11	19	0	25
34	D	Mathieu Biron	2006-07	24	3	15	18	7	42
26	D	Joe Callahan	2009-10	35	4	11	15	5	19
47	LW	Kevin Henderson	2009-10	64	2	13	15	0	45
28	LW	Dennis McCauley	2009-10	45	10	4	14	1	84
27	D	Nick Petrecki	2009-10	65	2	12	14	-4	106
11	LW	P.J. Fenton	2007-09	56	6	8	14	3	26
19	RW	Mike Morris	2007-09	26	6	7	13	-8	8
32	RW	Claude Lemieux	2008-09	23	3	8	11	2	24
41	C	Torrey Mitchell	2006-10	18	4	7	11	5	37
17	D	Justin Kurtz	2006-07	55	3	7	10	0	46
7	D	Brendan Buckley	2008-09	67	1	8	9	-3	92
28	D	Marc Busenbarg	2007-08	31	1	8	9	2	10





## ALL-TIME ROSTER

NO.	POS	SKATERS	YEARS	GP	G	A	PTS	+/-	PIM
12	RW	Matt Jones	2009-10	72	9	10	19	4	33
42,16	LW	Trent Campbell	2008-10	19	3	5	8	-3	8
4	D	Kyle McLaren	2008-09	22	1	6	7	1	19
38	RW	Michal Macho	2006-07	27	1	6	7	-1	10
31	RW	Steve Bernier	2006-07	10	3	4	7	4	2
11	LW	Brady Leisenring	2006-08	27	2	3	5	-1	14
16	F	Dean Strong	2009-10	16	2	3	5	-3	2
27	D	J.D. Forrest	2007-08	16	1	4	5	-6	10
3	D	Joe Loprieno	2009-10	46	0	4	4	-1	52
29	G	Thomas Greiss	2006-09	141	0	4	4	0	27
32	G	Alex Stalock	2009-10	61	0	3	3	0	4
6	D	Doug Murray	2006-07	5	2	1	3	4	8
38	F	James Marcou	2009-10	4	1	2	3	0	0
44	D	Justin Braun	2009-10	3	0	3	3	7	0
42	D	Nick Schaus	2009-10	4	0	3	3	1	2
35	G	Dimitri Patzold	2006-08	46	0	2	2	0	2
4	D	Marc-Edouard Vlasic	2007-08	1	0	2	2	1	0
18	D	Matt Carle	2006-07	3	0	2	2	1	0
27	D	Matt Kinch	2008-09	3	0	2	2	0	0
31	G	Tyson Sexsmith	2009-10	13	0	2	2	0	0
29	G	Frank Doyle	2009-10	10	0	1	1	0	2
39	LW	Glenn Olson	2006-07	21	0	1	1	-3	51
41	LW	John Laliberte	2006-07	9	0	1	1	-2	2
34	RW	Jonathan Tremblay	2006-08	20	0	1	1	-2	42
5	D	Josh Gorges	2006-07	7	0	1	1	-5	2
33	D	Louis Liotti	2009-10	10	0	1	1	-3	4
39	C	Mathieu Curadeau	2007-10	4	1	0	1	0	2
27	G	Nolan Schaefer	2006-07	16	0	1	1	0	0
23	C	Oren Eizenman	2007-08	7	0	1	1	-6	4
27	D	Sandis Ozolinsh	2007-08	2	0	1	1	0	0
22	C	Sean Collins	2006-07	4	0	1	1	-3	2
39	G	Taylor Dakers	2007-09	43	0	1	1	0	0
37	LW	Tony Lucia	2009-10	4	1	0	1	-2	0
18	D	Will Colbert	2009-10	19	0	1	1	4	0
8	D	Brian White	2007-08	2	0	0	0	1	0
2	D	Brian Yandle	2006-07	1	0	0	0	-1	2
41	C	Daniel Sisca	2007-08	2	0	0	0	1	2
4	D	David MacDonald	2007-08	7	0	0	0	-4	23
30	G	Gerald Coleman	2008-09	3	0	0	0	0	0
27	F	James McEwan	2008-09	4	0	0	0	-2	10
35	G	Kyle Jones	2008-09	3	0	0	0	0	0
39	D	Matt Irwin	2009-10	3	0	0	0	0	2
37	D	Mitch Versteeg	2009-10	3	0	0	0	-1	2
38	F	Scott Mifsud	2006-07	1	0	0	0	0	0
4	D	Sean Hurley	2007-08	1	0	0	0	-1	0
10	D	Tim Branham	2008-09	1	0	0	0	0	0
3	D	Ty Wishart	2007-08	5	0	0	0	1	0

NO.	GOALTENDERS	YEARS	GP	MINS	W	L	T/SOL	SO	GA	GAA	SA	SVS	SV%
29	Thomas Greiss	2006-09	141	8325	74	60	6	1	374	2.70	3,908	3,534	.904
32	Alex Stalock	2009-10	61	3534	39	19	2	4	155	2.63	1677	1522	.908
29	Frank Doyle	2009-10	10	571	6	3	0	0	28	2.94	277	249	.899
27	Nolan Schaefer	2006-07	16	921	5	8	3	0	43	2.80	417	374	.897
31	Tyson Sexsmith	2009-10	13	716	4	6	1	1	47	3.94	336	289	.860
35	Kyle Jones	2008-09	3	127	1	1	0	0	11	5.20	45	34	.756
30	Gerald Coleman	2008-09	3	112	0	2	0	0	6	3.23	41	35	.854





## WORCESTER SHARKS ALL-TIME REGULAR SEASON RECORDS

### TEAM

**DIVISION CHAMPIONSHIPS (regular season)** — 1, 2009-10 (Atlantic)  
**MOST POINTS, SEASON** — 104, 2009-10  
**FEWEST POINTS, SEASON** — 75, 2007-08  
**MOST WINS, SEASON** — 49, 2009-10  
**FEWEST WINS, SEASON** — 32, 2007-08  
**MOST GOALS, SEASON** — 275, 2009-10  
**FEWEST GOALS, SEASON** — 216, 2007-08  
**MOST GOALS ALLOWED, SEASON** — 258, 2007-08  
**FEWEST GOALS ALLOWED, SEASON** — 223, 2008-09  
**MOST PIM, SEASON** — 1,446, 2008-09  
**FEWEST PIM, SEASON** — 1.268, 2009-10  
**LONGEST WINNING STREAK, OVERALL** — 7 games, 3/16-3/31/07  
**LONGEST WINNING STREAK, HOME** — 6 games, 3/9-3/24/07  
**LONGEST WINNING STREAK, ROAD** — 5 games, 3/24-4/4/09  
**LONGEST LOSING STREAK, OVERALL** — 7 games, twice, last 11/7-11/20/09  
**LONGEST LOSING STREAK, HOME** — 7 games, 11/17-12/16/06  
**LONGEST LOSING STREAK, ROAD** — 6 games, 3/15-4/5/08  
**LONGEST WINLESS STREAK, OVERALL** — 7 games, twice, last 11/7-11/20/09 (0-7-0-0)  
**LONGEST WINLESS STREAK, HOME** — 7 games, 11/17-12/16/06 (0-6-1-0)  
**LONGEST WINLESS STREAK, ROAD** — 6 games, twice, last 3/15-4/5/08 (0-6-0-0)

### INDIVIDUAL

**MOST POINTS, SEASON** — 80, Mathieu Darche, 2006-07  
**MOST GOALS, SEASON** — 35, Mathieu Darche, 2006-07  
**MOST ASSISTS, SEASON** — 52, Danny Groulx, 2009-10  
**MOST PIM, SEASON** — 211, Brennan Evans, 2007-08  
**MOST POWER PLAY GOALS, SEASON** — 16, Mathieu Darche, 2006-07  
**MOST SHORTHANDED GOALS, SEASON** — 3, twice, last by Benn Ferriero, 2009-10  
**MOST GAME-WINNING GOALS, SEASON** — 9, Ryan Vesce, 2008-09  
**MOST POINTS, GAME** — 5, Mathieu Darche, (3 G, 2 A) 12/22/06 vs. Manchester  
**MOST GOALS, GAME** — 3, seven times, last by Dan DaSilva, 2/14/10 at Manchester  
**MOST ASSISTS, GAME** — 4, four times, last by Danny Groulx, 2/26/10 at Abbotsford  
**MOST PIM, GAME** — 42, Brad Staubitz, 2/28/09 vs. Springfield

### GOALTENDERS

**MOST APPEARANCES, SEASON** — 61,  
 Alex Stalock, 2009-10  
**MOST MINUTES, SEASON** — 3,354,  
 Alex Stalock, 2009-10  
**MOST WINS, SEASON** — 39, Alex  
 Stalock, 2009-10 (AHL rookie record)  
**MOST LOSSES, SEASON** — 24, Thomas  
 Greiss, 2008-09  
**MOST SHUTOUTS, SEASON** — 4, Alex  
 Stalock, 2009-10  
**LOWEST GOALS-AGAINST AVERAGE,  
 SEASON** — 2.47, Thomas Greiss, 2008-  
 09  
**HIGHEST SAVE PERCENTAGE, SEASON**  
 — .912, Thomas Greiss, 2006-07



Alex Stalock





## WORCESTER SHARKS ALL-TIME REGULAR SEASON RECORDS

### ALL-TIME TEAM CAPTAINS

PLAYER	YEARS
No captain	2006-07
Graham Mink	2007-08
Ryan Vesce	2008-10

### TOP-10 ALL-TIME REGULAR SEASON SCORING

RANK	PLAYER	YEARS	GP	G	A	PTS
1.	Tom Cavanagh	2006-09	202	46	92	138
2.	Lukas Kaspar	2006-09	216	46	79	125
3.	Mike Iggulden	2006-08	151	59	64	123
4.	Graham Mink	2006-08	132	55	63	118
5.	Riley Armstrong	2006-09	208	59	53	112
6.	Patrick Traverse	2006-09	197	20	69	89
7.	Mathieu Darche	2006-07	76	35	45	80
8.	Ryan Vesce	2008-09	67	24	47	71
9.	Derek Joslin	2006-08	146	21	43	64
10.	Dan Spang	2007-08	125	12	44	56

### TOP ALL-TIME REGULAR SEASON GOALTENDING

RANK	PLAYER	YEARS	GP	W	L	T/SOL	SO	GAA	SV%
1.	Thomas Greiss	2006-09	141	74	60	6	1	2.70	.904
2.	Alex Stalock	2009-10	61	39	19	2	4	2.63	.908
3.	Taylor Dakers	2007-09	43	18	20	1	1	2.99	.893
4.	Dimitri Patzold	2006-08	45	17	18	6	1	3.11	.893
5.	Nolan Schaefer	2006-07	16	5	8	3	0	2.80	.897
6.	Kyle Jones	2008-09	3	1	1	0	0	5.20	.756
7.	Gerald Coleman	2008-09	3	0	2	0	0	3.23	.854



Frazer McLaren





## WORCESTER SHARKS ALL-TIME PLAYOFF STATISTICS

NO.	POS	YEARS	SKATERS	GP	G	A	PTS	+/-	PIM
23	RW	2009-10	Dan DaSilva	23	5	13	18	4	14
20	RW	2007, 09	Riley Armstrong	18	3	11	14	2	58
17	C	2009-10	Ryan Vesce	18	6	8	14	-3	22
2	D	2007, 09	Patrick Traverse	18	4	7	11	5	6
33,22	C	2009-10	Andrew Desjardins	23	6	4	10	8	45
6,25	D	2007,09-10	Derek Joslin	27	4	3	7	-9	14
15	C	2009-10	Steven Zalewski	23	1	6	7	-1	10
4	D	2010	Danny Groulx	10	1	6	7	1	6
22	LW	2007, 09	Lukas Kaspar	18	2	4	6	-2	6
9	C	2007, 09	Tom Cavanagh	18	4	2	6	0	14
21	RW	2010	Benn Ferriero	11	4	2	6	-2	4
53	LW	2010	Brandon Mashinter	11	1	5	6	3	6
24	LW	2010	T.J. Trevelyan	8	4	2	6	1	2
21	RW	2007	Graham Mink	6	1	5	6	0	8
37	C	2007	Mike Iggyden	6	3	3	6	-4	0
14	LW	2009-10	Frazer McLaren	23	1	4	5	2	87
7	LW	2010	John McCarthy	11	2	3	5	1	10
44	LW	2007, 09	Jamie McGinn	12	4	0	4	-5	27
5	D	2009	Jason Demers	12	0	4	4	-7	6
5	D	2007	Tom Walsh	6	2	2	4	-1	0
12	LW	2007	Mathieu Darche	5	2	2	4	-2	2
37	C	2009	Logan Couture	12	2	1	3	5	11
11	C	2010	Cory Quirk	11	2	1	3	3	2
44	D	2010	Justin Braun	11	0	3	3	3	4
42	D	2010	Nick Shaus	11	0	3	3	0	14
7	D	2009	Brendan Buckley	10	1	2	3	4	18
13	F	2009	T.J. Fox	9	3	0	3	0	4
8	D	2007	Garrett Stafford	6	0	3	3	-2	2
17	D	2007	Justin Kurtz	3	1	2	3	-2	4
3,6	D/F	2007, 09	Brad Staubitz	15	0	2	2	-5	28
18	C	2009	Cory Larose	8	1	1	2	0	4
28	LW	2010	Dennis McCauley	8	0	2	2	1	2
16	F	2010	Dean Strong	6	1	1	2	0	2
19	RW	2007	Grant Stevenson	6	2	0	2	-2	2
41	C	2007	Torrey Mitchell	6	1	1	2	-5	15
8	D	2009-10	Mike Moore	23	0	1	1	8	31
24	D	2009-10	Brett Westgarth	11	0	1	1	1	42
47	LW	2010	Kevin Henderson	11	0	1	1	-3	4
19	D	2010	Michael Wilson	8	0	1	1	-2	4
4	D	2009	Kyle McLaren	7	0	1	1	4	2
10	RW	2007	Ashton Rome	6	1	0	1	-1	2
23	C	2007	Josh Prudden	6	0	1	1	-1	9
44	D	2007	Brennan Evans	5	0	1	1	-1	21
23	C	2009	Matt Fornataro	1	0	1	1	1	0
29	G	2007, 09	Thomas Greiss	15	0	0	0	0	0
32	G	2010	Alex Stalock	11	0	0	0	0	2
32	D	2007	Scott Ferguson	6	0	0	0	-6	6
35	G	2007	Dimitri Patzold	4	0	0	0	0	2
10	D	2010	Dwight Helminen	2	0	0	0	0	0
26	D	2010	Joe Callahan	2	0	0	0	0	2
31	RW	2007	Chris Blight	1	0	0	0	0	0
14	C	2007	Craig Valette	1	0	0	0	-1	0
38	F	2010	James Marcou	1	0	0	0	1	0
39	D	2010	Matt Irwin	1	0	0	0	-1	0
37	LW	2010	Tony Lucia	1	0	0	0	0	0

NO.	GOALTENDERS	YEARS	GP	MINS	W	L	T/SOL	SO	GA	GAA	SA	SVS	SV%
32	Alex Stalock	2010	11	683	6	5	0	0	26	2.28	320	294	.919
35	Dimitri Patzold	2007	4	256	2	1	0	0	8	1.87	101	93	.921
29	Thomas Greiss	2007, 09	15	914	6	9	0	2	42	2.76	431	389	.902





## WORCESTER SHARKS PLAYOFF HISTORY

### ALL-TIME RESULTS

YEAR	RD	OPPONENT	RESULT	GF	GA
2010	DF	Manchester	L, 2-4	10	16
	<b>DSF</b>	<b>Lowell</b>	<b>W, 4-1</b>	<b>17</b>	<b>10</b>
2009	DF	Providence	L, 2-4	14	19
	<b>DSF</b>	<b>Hartford</b>	<b>W, 4-2</b>	<b>20</b>	<b>13</b>
2008	DNQ				
2007	DSF	Manchester	L, 2-4	14	20

**KEY:**

DSF — Division Semifinal, DF — Division Final, DNQ — Did not qualify

### PLAYOFF FACTS

PLAYOFF SEASONS	3
SERIES WON	2
SERIES LOST	3
GAMES PLAYED	29
GAMES WON	14
GAMES LOST	15
OVERTIME GAMES	7
OVERTIME GAMES WON	2
OVERTIME GAMES LOST	5
SHUTOUTS FOR	2
SHUTOUTS AGAINST	4

### TOP-10 ALL-TIME PLAYOFF SCORING

RANK	PLAYER	GP	G	A	PTS
1.	Dan DaSilva	23	5	13	18
2.	Riley Armstrong	18	3	11	14
	Ryan Vesce	18	6	8	14
4.	Patrick Traverse	18	4	7	11
5.	Andrew Desjardins	23	6	4	10
6.	Danny Groulx	10	1	6	7
	Derek Joslin	27	4	3	7
	Steven Zalewski	23	1	6	7
9.	Benn Ferriero	11	4	2	6
	Brandon Mashinter	11	1	5	6
	T.J. Trevelyan	8	4	2	6

### ALL-TIME INDIVIDUAL RECORDS

**MOST POINTS, SINGLE PLAYOFF SEASON** — 13, Riley Armstrong, 2009 (3 G, 10 A)

**MOST POINTS, ONE GAME** — 3, seven times, last by Brandon Mashinter, 5/1/10 @ Manchester (0 G, 3 A)

**MOST GOALS, SINGLE PLAYOFF SEASON** — 4, six times, last by Benn Ferriero, Derek Joslin and T.J. Trevelyan, 2010

**MOST GOALS, ONE GAME** — 2, eight times, last by Benn Ferriero and T.J. Trevelyan, 4/21/10 @ Lowell

**MOST ASSISTS, SINGLE PLAYOFF SEASON** — 2, Riley Armstrong, 2009

**MOST ASSISTS, ONE GAME** — 3, twice, last by Brandon Mashinter, 5/1/10 @ Manchester

**MOST GAMES PLAYED, ALL-TIME** — 27, Derek Joslin

### ALL-TIME GOALTENDER RECORDS

**MOST GAMES PLAYED, ALL TIME** — 15, Thomas Greiss, 2007 and 2009

**MOST WINS, SINGLE PLAYOFF SEASON** — 6, twice, last by Alex Stalock, 2010

**MOST LOSSES, SINGLE PLAYOFF SEASON** — 6, Thomas Greiss, 2009

**MOST SHUTOUTS, SINGLE PLAYOFF SEASON** — 2, Thomas Greiss, 2009

**LOWEST GOALS-AGAINST AVERAGE, SINGLE PLAYOFF SEASON** — 2.28, Alex Stalock, 2010

**HIGHEST SAVE PERCENTAGE, SINGLE PLAYOFF SEASON** — .919, Alex Stalock, 2010





## WORCESTER SHARKS ANNUAL AWARDS

### TEAM MVP

2007 — Mathieu Darche  
2008 — Tom Cavanagh  
2009 — Ryan Vesce  
2010 — Alex Stalock

### THREE STARS AWARD

2007 — Thomas Greiss  
2008 — Mike Iggulden  
2009 — Riley Armstrong  
2010 — Alex Stalock

### ROOKIE OF THE YEAR AWARD

2007 — Thomas Greiss  
2008 — Derek Joslin  
2009 — Mike Moore  
2010 — Logan Couture

### SHARKS UNSUNG HERO AWARD

2007 — Tom Cavanagh  
2008 — Brennan Evans  
2009 — Andrew Desjardins, Brett Westgarth  
2010 — "Crazed Rats" Line (Desjardins, DaSilva and McCarthy)

### PLUS-MINUS LEADER

2007 — Brennan Evans, plus-23  
2008 — Riley Armstrong, plus-8  
2009 — Jason Demers, plus-15  
2010 — John McCarthy, plus-36

### AHL SPECIALTY MAN OF THE YEAR AWARD

2007 — Riley Armstrong  
2008 — Riley Armstrong  
2009 — Mike Moore  
2010 — Mike Moore

### ALL-STAR SELECTIONS

2007 — Mathieu Darche  
2008 — Mike Iggulden  
2009 — Derek Joslin, Ryan Vesce  
2010 — Logan Couture, Danny Groulx, Alex Stalock

### AHL AWARD WINNERS AND HONORS

2010 — Danny Groulx (Eddie Shore Award)  
2010 — Logan Couture, Alex Stalock  
(AHL All-Rookie Team)



Logan Couture (left) and Jamie McGinn finished the 2009-10 season in San Jose.





## WORCESTER SHARKS PIPELINE TO SAN JOSE

### KNOWING THE WAY TO SAN JOSE

In 2009-10, the San Jose Sharks had 19 players on their roster who played for Head Coach Roy Sommer within San Jose's development system. Over the last three seasons, 17 of Sommer's players who played in Worcester made their National Hockey League debuts with the San Jose Sharks. The following is a season-by-season list of players who've split their season between Worcester and San Jose.

#### 2006-07 GP\*

RW Steve Bernier	62
D Matt Carle	77
RW Mathieu Darche	2
D Josh Gorges	47
D Douglas Murray	35
C Joe Pavelski	46
LW Tomas Plihal	3

#### 2007-08 GP\*

C Tom Cavanagh	1
G Thomas Greiss	3
C Mike Iggy	1
LW Lukas Kaspar	3
D Sandis Ozolinsh	39
G Dimitri Patzold	3
LW Tomas Plihal	22
RW Devin Setoguchi	44
D Marc-Edouard Vlasic	82

#### 2008-09

#### GP\*

RW Riley Armstrong	2
C Tom Cavanagh	17
D Derek Joslin	12
LW Lukas Kaspar	13
LW Jamie McGinn	35
RW Claude Lemieux	18
RW Brad Staubitz	35
RW Ryan Vesce	10

#### 2009-10

#### GP\*

D Joe Callahan	1
C Logan Couture	25
D Jason Demers	51
C Benn Ferriero	24
C Dwight Helminen	4
D Derek Joslin	24
LW John McCarthy	4
LW Jamie McGinn	59
LW Frazer McLaren	23
C Torrey Mitchell	56
RW Ryan Vesce	9
C Steven Zalewski	3

### KEY

\* — games played in San Jose



*Benn Ferriero was one of 12 Worcester Sharks to play for the San Jose Sharks in 2009-10.*





## 2009-10 IN REVIEW



*The 2009-10 Worcester Sharks won their first Atlantic Division title by winning a club-record 49 games.*

### ACES IN THE ATLANTIC

In 2009-10, the Worcester Sharks won their first Atlantic Division title. To accomplish this feat, Worcester set club records in wins (49, was 42 set in 2008-09), home victories (26, 24 in 2006-07), road wins (23, 19 in 2008-09), points (104, 93 in 2006-07) and goals scored (275, 247 in 2006-07). Out of Worcester's 49 wins, 35 came within the Atlantic Division. In fact, Worcester's .650 win percentage was fourth-best in the American Hockey League behind Calder Cup Champion Hershey (.769), Hamilton (.719) and Chicago (.656).

### STRONG FINISH

Worcester was 21-5-2-1 in their last 29 home games. The Sharks went 11-4-0-0 in March (including 5-0-0-0 at the DCU Center). On top of that, Worcester was 41-15-3-2 in their final 61 games (compared to 8-10-0-1 in the first 19).

### A TEAM GAME

Worcester had the AHL's No. 3 power play on the road (20 percent) and was 11th overall (18.6). The Sharks were second in average goals per game (3.44) and had five 20-goal scorers. Worcester also went 42-5-1-0 when allowing three goals or less.

### TWO IN A ROW

The Worcester Sharks advanced to the Atlantic Division Finals for the second straight year. The Sharks lost the first game of their quarterfinal series against Lowell before taking the next four. The division finals series vs. Manchester featured five one-goal games and two overtime contests, but the Monarchs won in six games.

### THE 400 CLUB

Head Coach Roy Sommer became the fourth man in AHL history to win at least 400 games. Sommer joined the elite club on Nov. 1, 2009 when Worcester defeated Springfield, 4-1. Entering 2010-11, Sommer has 442 wins in 960 games.





## 2009-10 IN REVIEW

### INDIVIDUAL PLAYER HIGHLIGHTS

#### LOGAN COUTURE

The center ended the 2009-10 season on San Jose's roster, but he made a major impact in Worcester. Couture was one of two (Stalock) Sharks named to the AHL All-Rookie Team. He was one of three who represented the Sharks at the Time Warner AHL All-Star Classic. Couture played in only 42 games with Worcester, but finished third in AHL rookie scoring (53 points) and seventh in assists (33).

#### BENN FERRIERO

This rookie center started 2009-10 with San Jose but played in 58 games for Worcester and scored 19 goals (one of 12 Sharks to score 10-plus goals). Ferriero was sixth amongst AHL rookies with 50 points. His brother (Cody) was drafted by San Jose in the fifth round of the 2010 National Hockey League Entry Draft.

#### DEREK JOSLIN

The fourth-year Worcester defenseman was second amongst Sharks defensemen in assists (27) and points (32). He's the only player to have played in each of Worcester's four seasons.

#### BRANDON MASHINTER

The freshman center made an immediate impact with Worcester. Mashinter was one of five Sharks to score 20 goals (22) and led the team with 13 fighting majors.

#### JOHN MCCARTHY

He was one of 15 first-year professionals on Worcester's roster. The left wing led the Sharks with a plus-36, while scoring 15 goals and 42 points.

#### ALEX STALOCK

He led the AHL in wins (39) and was second in minutes played (1,522). Those 39 wins were the most by an AHL rookie goaltender, the 12th most in AHL history and a Worcester Sharks franchise record. Stalock was one of two Sharks (Couture) named to the AHL All-Rookie Team.



*Steven Zalewski was one of five Worcester Sharks to score 20-plus goals in 2009-10.*





## FINZ — THE WORCESTER SHARKS MASCOT

FINZ

**Position:** Worcester Sharks Mascot**Birthday:** March 26, 2006**Birthplace:** DCU Center**Height:** 7-foot**Weight:** 460 pounds**Shoots:** Right**Education:** Ocean Atlantic University with a master's in Sports Entertainment**Hobbies:** Swimming, eating, playing street hockey with S.J. Sharkie**Favorite Sport:** Hockey (duh)**Favorite Lunch Spot:** Regatta Deli**Favorite Sports Teams:** San Jose Sharks, Worcester Tornadoes, New England Patriots, Boston Red Sox...and of course, the Worcester Sharks!**Heroes:** S.J. Sharkie and Wally, the Green Monster**Favorite Movies:** "Shark Tales," "Slap Shot," "Miracle," "Jaws" and "The Little Mermaid"



## MINOR PRO AFFILIATE

The Stockton Thunder, members of the ECHL — America's premier "AA" hockey league — have become San Jose's secondary affiliate for the first time. The Sharks will also share this affiliation with the Edmonton Oilers.

"The Thunder have done a great job bringing winning hockey to their market," Sharks Executive Vice President and General Manager Doug Wilson said. "We think the proximity of our teams will provide mutual benefits for both franchises on-and-off the ice."

"The Sharks have been one of the premier National Hockey League organizations over the last several years," Thunder President Dan Chapman said. "For geographic reasons, this affiliation makes a lot of sense and we look forward to their participation in making the Thunder an even better team in 2010-11."

The Sharks have been associated with the Thunder since January 2010 when the clubs agreed to a working partnership.

Stockton is a two-time recipient of the ECHL's Award of Excellence, given to teams who excel in all categories of sales and marketing and who distinguish themselves in their community. The Thunder has also led the ECHL in attendance for four straight seasons.

On the ice, the Thunder has been in the Kelly Cup Playoffs for four consecutive years. In fact, Stockton advanced to the National Conference Finals for the first time in 2010.



### STOCKTON THUNDER

248 W. Fremont Street  
Stockton, Calif. 95203  
(209) 373-1500

[www.stocktonthunder.com](http://www.stocktonthunder.com)

### HOCKEY OPERATIONS STAFF

President .....	Dan Chapman
Head Coach .....	Matt Thomas
Assistant Coach .....	Matt O'Dette
Director of Public Relations/Broadcaster .....	Mike Benton

### MISCELLANEOUS

Radio Flagship Station .....	1280 AM KWSX
Colors .....	Black, Gold, Silver and White
Home Ice .....	Stockton Arena
Capacity .....	9,737





## GENERAL MEDIA INFORMATION

**Credential Info** — Press seating for Worcester Sharks home games at the DCU Center in Worcester is available to accredited media in the press box located at the top of Section 108. Single-game credentials must be requested no later than 5 p.m. the day before a game. Requests must be made to Eric Lindquist via E-mail at [elindquist@sharksahl.com](mailto:elindquist@sharksahl.com) or by calling 508-929-0525. Credentials are valid for the press room, press box and both teams' locker rooms.

### Key Numbers

Sharks Main Office — 508-929-0500

Eric Lindquist — Director of Public Relations and Broadcasting  
508-929-0525

Fax — 508-929-0510

[elindquist@sharksahl.com](mailto:elindquist@sharksahl.com)



**Media Parking** — NONE

**Media Entrance** — All media must enter the DCU Center through Door 5 on Major Taylor Blvd. (front of building)

**Locker Room Access** — Team locker rooms will open 10 minutes after the game.

**Press Room** — Media possessing season credentials or those granted single-game credentials are invited to have a meal before the game in the press room, located on the lower level of the DCU Center. The press room will open two (2) hours before game time. Dining room usage is limited to those presenting valid Sharks or AHL Team Management passes. Any abuse to dining room privileges may cause forfeiture of a media pass.

**Services** — Pregame game notes, lineups, press releases, complete statistics and other pertinent information will be furnished by the Sharks Public Relations Department and will be available in the Press Room two hours before game time.





**VS.**



**Comcast SportsNet has the most coverage of your San Jose Sharks®**

**Sharks Pregame and Postgame Live**

24/7 comprehensive coverage on **CSNCalifornia.com**  
with Senior Insider Ray Ratto.

And the show that's just about your local teams...  
**SportsNet Central** on Comcast SportsNet Bay Area.