

THIS IS
SHARKS
PLAYOFF
TERRITORY



2009-10 POSTSEASON MEDIA GUIDE

2010 SHARKS PLAYOFFS



PRESENTED BY

CanadianSolar

TABLE OF CONTENTS

SAN JOSE SHARKS CLUB DIRECTORY	2
SHARKS END OF SEASON NOTES	3-13
2009-10 HIGHS AND LOWS.....	11
2009-10 SHARKS ROSTER	13
HOW THEY WERE BUILT	14
2009-10 SHARKS ROSTER QUICK FACTS/NHL PLAYOFF EXPERIENCE	15
SHARKS PLAYERS CAREER NHL STATS/STATS IN SHARKS UNIFORM	16
SHARKS PLAYERS CAREER STATS IN SHARKS UNIFORM.....	17
HEAD COACH TODD McLELLAN PROFILE	18
SHARKS GOALTENDER CAREER STATS/GOALTENDER PROFILES	18
SHARKS SKATER PROFILES	19-25
2009-10 MAN GAMES LOST TO INJURY	26
2009-10 TRANSACTIONS	26-27
2009-10 SHARKS SCORING	28
2009-10 NHL STANDINGS	29
STATISTICAL BREAKDOWN	30
SPECIAL TEAMS SCORING - HOME/ROAD SCORING	31
GAME-BY-GAME RESULTS/FRANCHISE RECORDS TIED OR SET IN 2009-10.....	32-33
GAME-BY-GAME SUMMARIES	34-36
ALL-TIME RECORD BOOK.....	37-41
SHARKS 2009-10 SEASON RECORD BOOK	41-42
2009-10 AHL FINAL STANDINGS	43
2009-10 WORCESTER SHARKS SCORING	44
2009-10 WORCESTER SHARKS NOTES.....	45-47
WESTERN CONFERENCE PLAYOFF TEAMS.....	*48-55*
PLAYOFF RECORD BOOK.....	56-69
SHARKS 2009-10 PLAYER GAME-BY-GAME STATISTICS	70-79
2009-10 FINAL NHL STATISTICS	80-108

** - Page numbers can be used as a guide. However, there have been several pages inserted into this section that will not have concurrent page numbers on them.*

All information current as of April 14, 2010.

The San Jose Sharks Media Relations Department would like to extend a special thank you to Bob Waterman, Randy Robles and the staff at Elias Sports Bureau for their invaluable assistance in helping us construct, create and maintain our team notes.

SAN JOSE SHARKS CLUB DIRECTORY

HP PAVILION AT SAN JOSE
525 West Santa Clara St.
San Jose, Calif. 95113
sjsharks.com

Phone 408-287-7070
Fax 408-999-5797

SAN JOSE SPORTS & ENTERTAINMENT ENTERPRISES OWNERSHIP GROUP

Kevin Compton, Hasso Plattner, Stratton Scavos, Gary Valenzuela, Gordon Russell, Rudy Staedler, Floyd Kvamme, Greg Jamison, Harvey Armstrong, Tom McEnery, George Gund III

NHL EXECUTIVE COMMITTEE: Greg Jamison

EXECUTIVE STAFF

President & Chief Executive Officer
Executive Vice President of Business Operations
Executive Vice President & General Manager (HP Pavilion at San Jose)
Executive Vice President & General Counsel
Executive Vice President & General Manager (Sharks)
Executive Vice President & Chief Financial Officer
President, Sharks Minor Holdings
Vice President of Finance
Vice President of Corporate Partnerships
Vice President of Sales & Marketing
Vice President of Building Operations
Vice President and Assistant General Manager (Sharks)
Executive Assistants
Sr. Administrative Assistant

Greg Jamison
Malcolm Bordelon
Jim Goddard
Don Gralnek
Doug Wilson
Charlie Faas
Michael T. Lehr
Ken Caveney
Eric Mastalir
Kent Russell
Rich Sotelo
Wayne Thomas
Tricia Sullivan-Minsky, Michelle Simmons
Misty Macias

HOCKEY OPERATIONS

Director of Hockey Operations
Head Coach
Assistant Coach
Assistant Coach
Assistant Coach
Goaltending Development Coach
Development Coach
Coaching Staff Assistant
Director of Scouting
Director of Pro Scouting
Scouts

Joe Will
Todd McLellan
Trent Yawney
Matt Shaw
Jay Woodcroft
Corey Schwab
Mike Ricci
Brett Heimlich
Tim Burke
John Ferguson
Gilles Cote, Pat Funk, Jack Gardiner, Dirk Graham, Rob Grillo, Brian Gross, Shin Larsson, Bryan Marchment, Karel Masopust, Jason Rowe
Rosemary Tebaldi
Paul Fink
Ray Tufts, ATC
Wes Howard, ATC
Mike Potenza
Arnulfo Aguirre, CMT
Mike Aldrich
Rick Bronwell
Roy Sneesby
Norma Hernandez
Arthur J. Ting, M.D.
Greg Whitley M.D., John Chiu, M.D.
Don Goudy, D.D.S., Robert Bonahoom, D.D.S.
Vincent S. Zuccaro, O.D., F.A.A.O.
Steve Franzino, M.D., Robert Millard, M.D., Mark Sontag, M.D.
Mike McMurray, D. C.
Tobe Hanson

Director of Hockey Administration
Manager of Hockey Technology
Head Athletic Trainer
Assistant Athletic Trainer
Strength & Conditioning Coordinator
Massage Therapist
Equipment Manager
Assistant Equipment Manager
Equipment Assistant & Equipment Transportation
Cleaning Specialist
Team Physician
Team Internists
Team Dentists
Team Vision Specialists
Medical Staff
Chiropractic Consultant
Manual Therapy Consultant

MEDIA RELATIONS CONTACT INFORMATION

Director of Media Relations
Media Relations Manager
Media Relations and Team Services Coordinator
Media Relations Part-Time Assistant

Scott Emmert; 408-999-5713; semmert@svse.net
Tom Holy, 408-999-5711, tholy@svse.net
Ryan Stenn, 408-999-5705, rstenn@svse.net
Ben Guerrero, 408-999-6829, bguerrero@svse.net

MISCELLANEOUS

Team Colors
Home Ice/Capacity
Dimensions of Rink
Television Station
Radio Network Flagship
Television Play-By-Play Broadcaster
Television Color Analyst
Radio Play-By-Play Broadcaster
Radio Color Analyst
Radio Reporter
Production Associate
Team Photographers
P.A. Announcer
Mascot
AHL Affiliate
ECHL Affiliate

Deep Pacific Teal, Burnt Orange and Black
HP Pavilion at San Jose (17,562)
200-feet by 85-feet
Comcast SportsNet California
98.5 K-FOX (KUFJ FM)
Randy Hahn
Drew Remenda
Dan Rusanowsky
Jamie Baker
David Maley
Elisabeth Farkas
Don Smith, Rocky Widner
Danny Miller
S.J. Sharkie
Worcester Sharks
Kalamazoo Wings

2009-10 SHARKS REGULAR SEASON (51-20-11, 113 PTS., 1st PACIFIC, 1st WEST. CONF.)

EXPERIENCE MATTERS: Since the 2003-04 season, only the Detroit Red Wings have played in more Stanley Cup Playoff rounds than the San Jose Sharks entering post-season play this year.

PLAYOFF SERIES RECORDS 2003-04 THRU 2009-10						
		PLAYOFF SEASONS	SERIES PLAYED	W	L	CUPS WON
1	DETROIT	6	14	10	4	1
2	SAN JOSE	6	10	5	5	
3	NEW JERSEY	6	7	2	5	
4	OTTAWA	5	8	4	4	
5	PHILADELPHIA	5	8	4	4	
6	CALGARY	5	8	3	5	
7	MONTREAL	5	6	2	4	
8	NASHVILLE	5	4	0	4	
9	ANAHEIM	4	10	7	3	1
10	PITTSBURGH	4	8	7	2	1
11	COLORADO	4	6	3	3	
12	DALLAS	4	6	2	4	
13	NY RANGERS	4	6	2	4	
14	VANCOUVER	4	5	2	3	
15	BOSTON	4	4	1	3	
16	TAMPA BAY	3	6	4	2	1
17	BUFFALO	3	6	4	2	
18	WASHINGTON	3	3	1	2	
19	CAROLINA	2	7	6	1	1
20	CHICAGO	2	3	2	1	
21	NY ISLANDERS	2	2	0	2	
22	MINNESOTA	2	2	0	2	
23	ST. LOUIS	2	2	0	2	
24	EDMONTON	1	4	3	1	
25	TORONTO	1	2	1	1	
26	ATLANTA	1	1	0	1	
27	COLUMBUS	1	1	0	1	
28	LOS ANGELES	1	0	0	0	
29	PHOENIX	1	0	0	0	
30	FLORIDA	0	0	0	0	

NHL REGULAR SEASON RECORDS 2003 THRU 2010

	2003-04 through 2009-10 (ranked by points)	6 SEASONS				
		GP	W	L	T/OT	PTS
1	Detroit Red Wings	492	305	122	65	673
2	San Jose Sharks	492	291	135	66	642
3	New Jersey Devils	492	283	159	50	614
4	Buffalo Sabres	492	267	170	55	585
5	Ottawa Senators	492	266	167	59	585
6	Vancouver Canucks	492	267	170	55	584
7	Nashville Predators	492	266	172	54	582
8	Dallas Stars	492	262	170	60	582
9	Calgary Flames	492	259	176	57	572
10	Anaheim Ducks	492	248	174	70	558
11	Montreal Canadiens	492	252	183	57	557
12	Boston Bruins	492	238	175	79	548
13	Colorado Avalanche	492	246	189	57	542
14	Carolina Hurricanes	492	243	190	59	539
15	Minnesota Wild	492	238	188	66	539
16	New York Rangers	492	236	186	70	534
17	Philadelphia Flyers	492	234	186	72	534
18	Pittsburgh Penguins	492	231	200	61	519
19	Washington Capitals	492	227	197	68	519
20	Toronto Maple Leafs	492	226	196	70	519
21	Tampa Bay Lightning	492	222	206	64	502
22	Florida Panthers	492	211	202	79	497
23	Atlanta Thrashers	492	221	213	58	496
24	Chicago Blackhawks	492	215	208	69	491
25	St. Louis Blues	492	208	210	74	488
26	Edmonton Oilers	492	215	217	60	485
27	Los Angeles Kings	492	209	212	71	480
28	Phoenix Coyotes	492	215	222	55	479
29	New York Islanders	492	209	221	62	476
30	Columbus Blue Jackets	492	200	232	60	456

2009-10 SHARKS REGULAR SEASON (51-20-11, 113 PTS., 1st PACIFIC, 1st WEST. CONF.)

- Second Consecutive Western Conference Regular Season Championship (51-20-11, 113 pts.)
 - Team's fifth Pacific Division Championship and third consecutive
- 5 Olympic Medalists
 - 4 Gold Medals (Boyle, Heatley, Marleau, Thornton)
 - 1 Silver Medal (Pavelski --- Tufts and Aldrich on staff)
 - NHL high 8 Olympians
- Finished top-5 in the League in each of the following categories: power play (21.0%, T-4th), penalty kill (85.0%, 5th), even strength differential (+32, 4th), goals for per game (3.13, 4th), faceoff percentage (55.6%, 1st)
- Finished T-2nd for fewest regulation losses by one goal (6) and had the fourth most wins by three or more goals (20)
- Led the League in faceoff percentage (55.6%).
 - The 3.0% difference between the Sharks and second-place Boston is the largest disparity in faceoff percentage since 1997-98 (when stats became available).
 - Only the 2001-02 Carolina Hurricanes have had a higher percentage since 97-98
 - Scott Nichol led the League (60.6%)
 - Joe Pavelski finished 4th (58.1%)
 - Manny Malhotra led the team (62.5%) but did not have enough draws in order to qualify for League leaders
- 36-0-5 when leading after two periods (36 wins are the most in the League)
- One of only two teams in the NHL to have three players with 80+ points (Thornton, Marleau, Heatley)
- **Ryane Clowe** and **Joe Thornton** both converted penalty shots vs. Washington on Dec. 30 marking only the second time in the history of the NHL that a team converted two penalty shots in one game. The last time this occurred in the NHL was 27 years ago (Van @ Det, 2/11/1982, Thomas Gradin and Ivan Hlinka for Vancouver).
- Became the only team in NHL history to record three consecutive regulation wins when trailing entering the third period. The streak occurred from March 4th to March 11th with wins over Montreal, Columbus and Nashville
- **Evgeni Nabokov** was second in the League in wins (44)
 - Became just the second goaltender in the history of the NHL to record three consecutive 40-win seasons.
- **Dany Heatley** led the League in game-winning goals (9)
- **Dan Boyle** set a franchise record for assists by a defenseman for a season (43)
- **Joe Thornton** scored 20-goals for the 10th consecutive season which is the second longest active streak in the NHL.

- **Joe Thornton** has seven consecutive seasons of at least 20 goals and 50 assists. That's the longest streak for any NHL player since two players, Steve Yzerman and Doug Gilmour, had eight-season streaks from 1986-87 through 1993-94.
- **Rob Blake** surpassed **Paul Coffey** for third amongst NHL defensemen with his 136th power play goal.
- **Douglas Murray** finished 10th in the League overall in hits (233) and 3rd amongst defenseman
 - **Scott Nichol** finished 12th in the League (226)

OFF TO A GREAT START: Sharks Head Coach **Todd McLellan** became just the third head coach in NHL history to win 50+ games in his first two seasons as a head coach. McLellan joins Tom Johnson (1970-72 with Bruins): 57 wins in 1970-71, 54 in 1971-72 (won '72 Stanley Cup) and Mike Keenan (1984-86 with Flyers): 53 wins in both 1984-85 & 1985-86 Seasons

CONSISTENCY IN NET...Sharks goaltender **Evgeni Nabokov** leads the NHL in wins over the past three seasons. His 0.624 winning percentage is by-far tops among all goalies in the top-10

GOALTENDER WINS SINCE 2007-08 SEASON					
RNK	GOALTENDER	TEAM	WINS	GP	WIN%
1	EVGENI NABOKOV	SJ	131	210	0.624
2	MIKKKA KIPRUSOFF	CGY	119	225	0.529
3	RYAN MILLER	BUF	111	204	0.544
4	HENRIK LUNDQVIST	NYR	110	215	0.512
5	ROBERTO LUONGO	VAN	108	195	0.554
6	MARTIN BRODEUR	NJ	108	185	0.584
7	NIKLAS BACKSTROM	MIN	96	189	0.508
8	CAM WARD	CAR	94	184	0.511
9	MARC-ANDRE FLEURY	PIT	91	164	0.555
10	JOSE THEODORE	WSH	90	157	0.573

NABBING THEM ALL...Sharks goaltender **Evgeni Nabokov** is in elite company when it comes to shutouts. He is currently tied for third among all active goaltenders in shutouts. In addition, his 49 shutouts since the 2000-01 regular season, his first full season in the NHL, are third.

ACTIVE SHUTOUT LEADERS			SHUTOUTS SINCE 2000-01		
PLAYER	TEAM	SO	PLAYER	TEAM	SO
1 Martin Brodeur	NJ	110	1 Martin Brodeur	NJ	68
2 Roberto Luongo	VAN	51	2 Roberto Luongo	VAN	50
3 Evgeni Nabokov	SJ	50	3 Evgeni Nabokov	SJ	49
4 Chris Osgood	DET	50	4 Marty Turco	DAL	40
5 Nikolai Khabibulin	EDM	41			
6 Marty Turco	DAL	40			

EVGENI WINS APLENTY...**Evgeni Nabokov** is creeping up the NHL all-time wins list. The Ust-Kammengorsk, Kazakhstan native has the fourth-most wins amongst active goalkeepers (Martin Brodeur, Chris Osgood, Nikolai Khabibulin). Also, the career San Jose Shark has the third-most all-time victories amongst goaltenders that played their entire career with one organization (Brodeur and Turk Broda).

ALL-TIME WINS LEADERS			
PLAYER	TEAM	W	GP
25 Ron Hextall		296	608
26 Michael Liut		294	664
27 Evgeni Nabokov	SJ	293	563
28 Ed Giacomin		289	609
29 Daniel Bouchard		286	655

ALL-TIME GP LEADERS		
PLAYER	TEAM	GP
41 <i>Tomas Vokoun</i>	<i>FLA</i>	575
42 Glenn Resch		571
43 Cesare Maniago		568
44 Arturs Irbe		568
45 Evgeni Nabokov	SJ	563

TRADEMARKING TEAL...Patrick Marleau has the seventh-most games played amongst active players that have spent their entire career in one organization. In addition, he played in his 900th NHL game on Dec. 1, 2009 vs. Ottawa at the age of 30 years, 77 days. He is the youngest player to do it since Vincent Damphousse played in his 900th game at 30 years, 28 days on Jan. 14, 1998.

TRADEMARKING TEAL						
Active Players That Have Spent Entire Career With One Organization (by GP)						
PLAYER	GP	G	A	PTS	YEAR BEGAN	ORGANIZATION
1 Mike Modano	1459	557	802	1359	1989-90	Minnesota/Dallas
2 Nicklas Lidstrom	1412	237	809	1046	1991-92	Detroit
3 Martin Brodeur	1076	GOALIE			1991-92	New Jersey
4 Shane Doan	1047	276	402	678	1995-96	Winnipeg/Phoenix
5 Jarome Iginla	1024	441	479	920	1996-97	Calgary
6 Daniel Alfredsson	1002	375	617	992	1995-96	Ottawa
7 Patrick Marleau	953	320	373	693	1997-98	San Jose

WON FOR THE ROAD...The Sharks have been the most successful road team in the NHL in terms of victories since the 2006-07 regular season. Below ranks the top-5 road teams in the NHL since that time.

WON FOR THE ROAD									
NHL Road Standings Since 2006-07 (By Wins)									
RNK	TEAM	GP	W	L	OT	GF	GA	PTS	W%
1	SAN JOSE	164	98	51	15	473	424	211	64.3%
2	NEW JERSEY	164	92	58	14	426	422	198	60.4%
3	DETROIT	164	89	53	22	479	447	200	61.0%
4	PITTSBURGH	164	84	62	18	496	519	186	56.7%
5	DALLAS	164	84	61	19	448	451	187	57.0%

BROKEN RECORDS...Patrick Marleau is atop the Sharks all-time list in games played, goals, assists, points, shots, power play goals and game-winning goals. Also, Joe Thornton surpassed Owen Nolan for second on the all-time points list by notching an assist for his 452nd career point as a Shark on Jan. 18, 2010 vs. Calgary.

	updated			4/14/10 1:55 PM													
RNK	LAST NAME	POS	NO	PLAYER	GP	G	A	PTS	+/-	PIM	PP	SH	GW	S	PCTG	GT	
1	MARLEAU	C	12,14	Patrick Marleau	953	320	373	693	22	325	97	11	59	2194	14.6	#N/A	
2	THORNTON	C	19	Joe Thornton	383	116	361	477	106	268	44	1	19	806	14.4	#N/A	
3	NOLAN	R	11	Owen Nolan	568	206	245	451	-34	934	75	14	25	1668	12.4	#N/A	

JOE-VIAL ADDITION...Since Joe Thornton made his debut with the Sharks on Dec. 2, 2005 after his acquisition from the Boston Bruins on Nov. 30, 2005, the Sharks are among the NHL elite in winning percentage and goals per game. Also, Thornton is third in the NHL in points over that time and Dany Heatley is fifth.

4/14/2010 13:55 updated										4/14/2010 13:55							
OVERALL STANDINGS by W% Since Games Ending Dec. 1, 2005										GOALS FOR PER GAME Since Games Ending Nov. 30, 2005							
RNK	TEAM	GP	W	L	OT	GF	GA	PTS	W%	RNK	TEAM	GP	GF	GA	Goal Diff.	GFPG	GAPG
1	DETROIT	383	239	94	50	1238	981	528	68.9%	1	BUFFALO	384	1243	1082	161	3.24	2.82
2	SAN JOSE	386	240	102	44	1204	970	524	67.9%	2	DETROIT	383	1238	981	257	3.23	2.56
3	NEW JERSEY	386	228	124	34	1052	948	490	63.5%	3	WASHINGTON	385	1234	1198	36	3.21	3.11
4	BUFFALO	384	214	127	43	1243	1082	471	61.3%	4	PITTSBURGH	384	1214	1146	68	3.16	2.98
5	ANAHEIM	384	208	128	48	1130	1049	464	60.4%	5	SAN JOSE	386	1204	970	234	3.12	2.51
6	DALLAS	386	212	138	36	1105	1049	460	59.6%	6	OTTAWA	387	1201	1107	94	3.10	2.86
LEADING NHL POINT PRODUCERS SINCE DEC. 1, 2005																	
4/14/2010 1:55 PM																	
	PLAYER	TEAM	GP	G	A	PTS	PIMS	PPG	SHG	GWG	SHOTS						
1	ALEXANDER OVECHKIN	WSH	372	254	250	504	289	85	3	39	2035						
2	SIDNEY CROSBY	PIT	346	171	307	478	326	50	2	21	1155						
3	JOE THORNTON	SJ	383	116	361	477	268	44	1	19	806						
4	PAVEL DATSYUK	DET	371	136	273	409	98	41	4	20	1019						
5	DANY HEATLEY	SJ	377	202	204	406	362	80	5	39	1276						

AMONG THE BEST IN HIS ERA: Since entering the NHL in 1997-98, **Joe Thornton** is second among all NHL players in points. He is also one of the few during this period to average over one point per game.

MOST POINTS SINCE 1997-98						
4/14/2010 1:55 PM						
	PLAYER	GP	G	A	PTS	PTS/PER GM
1	Jaromir Jagr	769	380	586	966	1.26
2	Joe Thornton	915	285	646	931	1.02
3	Jarome Iginla	942	420	450	870	0.92
4	Daniel Alfredsson	844	325	535	860	1.02

PRIME PERFORMERS... **Joe Thornton**, **Patrick Marleau** and **Dany Heatley** are first, fourth and eighth in career points among players who began the season at age 30 and under.

Most Career Points, NHL Players Age 30 And Younger (at start of the season)											
4/14/2010 1:55 PM											
	PLAYER	TEAM	GP	G	A	PTS	RND	OVR	YR	AGE	BDAY
1	Joe Thornton	S.J.	915	285	646	931	1	1	1997	30	7/2/1979
2	Marian Hossa	CHI	832	363	407	770	1	12	1997	31	1/12/1979
3	Vincent Lecavalier	T.B.	869	326	413	739	1	1	1998	29	4/21/1980
4	Patrick Marleau	S.J.	953	320	373	693	1	2	1997	30	9/15/1979
5	Ilya Kovalchuk	ATL	621	338	304	642	1	1	2001	26	4/15/1983
6	Brad Richards	DAL	700	192	447	639	2	64	1998	29	7/2/1980
7	Scott Gomez	MTL	784	160	477	637	1	27	1998	30	12/23/1979
8	Dany Heatley	S.J.	589	299	326	625	1	2	2000	29	1/21/1981
9	Alex Tanguay	T.B.	739	203	414	617	1	12	1998	30	11/21/1979
10	Henrik Sedin	VAN	728	138	434	572	1	3	1999	31	1/5/1979

HEAD OF THE CLASS: **Joe Thornton** is leading all NHL skaters in points since 2002-03. **Dany Heatley** and **Patrick Marleau** are also among the top-20.

LEADING POINT PRODUCERS SINCE 2002-03											
4/14/2010 1:55 PM											
	PLAYER	TEAM	GP	G	A	PTS	PIMS	PPG	SHG	GWG	SHOTS
1	Joe Thornton	SJ	560	184	500	684	481	63	3	31	1249
2	Ilya Kovalchuk	ATL	556	309	282	591	409	110	3	37	2105
3	Martin St. Louis	TB	572	229	355	584	174	67	24	41	1652
4	Daniel Alfredsson	OTT	528	215	367	582	238	62	16	39	1548
5	Dany Heatley	SJ	506	273	285	558	454	110	7	49	1703
6	Jarome Iginla	CGY	554	267	290	557	437	84	9	47	2022
7	Pavel Datsyuk	DET	535	187	370	557	153	55	5	26	1285
8	Vincent Lecavalier	TB	563	245	311	556	431	70	13	39	2068
9	Marian Hossa	CHI	526	256	286	542	313	79	18	41	1913
10	Alexander Ovechkin	WSH	396	269	260	529	305	91	4	41	2159
11	Brad Richards	DAL	536	151	364	515	126	55	8	19	1788
12	Sidney Crosby	PIT	371	183	323	506	356	55	2	22	1237
13	Marc Savard	BOS	472	136	358	494	516	55	3	23	1212
14	Olli Jokinen	NYR	566	217	264	481	535	74	9	42	2029
15	Patrick Marleau	SJ	557	223	257	480	189	81	11	39	1542
16	Vyacheslav Kozlov	ATL	586	162	303	465	336	55	1	25	1327
17	Milan Hejduk	COL	533	223	235	458	182	86	4	28	1528
18	Scott Gomez	MTL	548	117	337	454	358	33	1	22	1573
19	Vaclav Prospal	NYR	561	152	290	442	322	51	1	23	1359
20	Jaromir Jagr		398	176	265	441	284	61	2	31	1488

THE BOYLER ROOM... **Dan Boyle** has established himself as one of the premier offensive defensemen in the game since the 2005-06 season. Despite only playing in 37 games during the 2007-08 season due to injury, he is in the top-10 point producers among League defensemen in that time.

IN THE BOYLER ROOM											
<i>Point Leaders Among NHL Defensemen Since 2005-06</i>											
PLAYER	TEAM	GP	G	A	PTS	PIM	PPG	SHG	GWG	SHOTS	PTS/GM
1 Nicklas Lidstrom	DET	396	64	256	320	190	39	0	12	1029	0.81
2 Scott Niedermayer	ANA	371	60	204	264	306	39	0	13	786	0.71
3 Chris Pronger	PHI	382	58	203	261	438	35	0	13	874	0.68
4 Brian Rafalski	DET	393	45	215	260	150	26	1	9	724	0.66
5 Sergei Gonchar	PIT	322	54	205	259	313	37	1	11	765	0.80
6 Tomas Kaberle	TOR	377	39	219	258	120	20	0	6	697	0.68
7 Dan Boyle	SJ	351	70	186	256	279	32	1	16	823	0.73
8 Andrei Markov	MTL	349	50	201	251	261	32	2	9	611	0.72
9 Brian Campbell	CHI	394	40	204	244	111	18	0	9	578	0.62
10 Lubomir Visnovsky	EDM	354	66	176	242	160	31	0	7	681	0.68

THORNTON CLIMBING ALL-TIME NHL ASSIST LIST: Jumbo **Joe Thornton** is ascending the NHL's all-time assist list in rapid fashion and earned his NHL-milestone 600th assist on Nov. 20 vs. Philadelphia with a franchise-tying four assist effort. Among NHL players with 600 assists all-time, only Bobby Orr (0.98) and Peter Forsberg (0.90) are better than Thornton's .71 assists per game. Thornton also leads all active players with 500 or more assists in assists per game.

NHL ALL-TIME ASSIST LIST					
4/14/2010 1:55 PM					
	PLAYER	TEAM	GP	A	A/GAME
55	Bobby Smith	MIN-MTL	1077	679	0.63
56	Teemu Selanne	WPG-ANA-SJ-COL	1186	654	0.55
57	Brett Hull	CHI-WPG-HFD	1269	650	0.51
58	Joe Thornton	BOS-SJ	915	646	0.71
59	Bobby Orr	BOS-CHI	657	645	0.98
60	Gary Suter	CGY-CHI-SJ	1145	641	0.56
61	Dave Taylor	LA	1111	638	0.57
62	Darryl Sittler	TOR-PHI-DET	1096	637	0.58
63	Borje Salming	TOR-DET	1148	637	0.55
64	Peter Forsberg	QUE-COL-PHI-NSH	706	636	0.90
65	Neal Broten	MIN-DAL-NJ-LA	1099	634	0.58
66	Theo Fleury	CGY-COL-NYR-CHI	1084	633	0.58
67	Mike Gartner	WSH-MIN-NYR-TOR-PHX	1432	627	0.44
68	Andy Bathgate	NYR-TOR-DET-PIT	1069	624	0.58
69	Sergei Zubov	NYR-PIT-DAL	1068	619	0.58
70	Daniel Alfredsson	OTT	1002	617	0.62
71	Rod Gilbert	NYR	1065	615	0.58
72	Michel Goulet	QUE-CHI	1089	604	0.55
73	Kirk Muller	NJ-MTL-NYI-TOR-FLA-DAL	1349	602	0.45

ASSISTS PER GAME BY ACTIVE PLAYERS WITH 500+ ASSISTS					
4/14/2010 1:55 PM					
	PLAYER	TEAM	GP	A	A/GAME
1	Mark Recchi	BOS	1571	922	0.59
2	Nicklas Lidstrom	DET	1412	809	0.57
3	Mike Modano	DAL	1459	802	0.55
4	Chris Chelios	ATL	1644	763	0.46
5	Doug Weight	NYI	1220	748	0.61
6	Rod Brind'Amour	CAR	1484	732	0.49
7	Teemu Selanne	ANA	1186	654	0.55
8	Joe Thornton	SJ	915	646	0.71
9	Daniel Alfredsson	OTT	1002	617	0.62
10	Paul Kariya	STL	989	587	0.59
11	Alex Kovalev	OTT	1228	578	0.47
12	Scott Niedermayer	ANA	1263	568	0.45
13	Ray Whitney	CAR	1072	545	0.51
14	Rob Blake	SJ	1270	537	0.42
15	Keith Tkachuk	STL	1201	527	0.44
16	Mathieu Schneider	VAN	1289	520	0.40

HEAT OF THE MOMENT...Dany Heatley is third in the League in goals since the 2005-06 season. Below are the top three goal scorers in that time:

HEAT WAVE		
<i>MOST GOALS SINCE 2005-06</i>		
PLAYER	TEAM	G
1 Alexander Ovechkin	WSH	269
2 Ilya Kovalchuk	ATL	230
3 Dany Heatley	SJ	219

UNBLAKEABLE...Defenseman **Rob Blake** has established himself as an elite player in the NHL. In addition to his one Stanley Cup and Norris Trophy, the Bowling Green State University product is near the top of several categories amongst all the defensemen to have played in the League.

CAREER POINTS BY A DEFENSEMAN												
Active Players In Italics												
	PLAYER	1st Season	Last Season	GP	G	A	P	PIM	PP	SH	GW	Shots
1	Raymond Bourque	1979-1980	2000-2001	1612	410	1169	1579	1141	173	16	60	6206
2	Paul Coffey	1980-1981	2000-2001	1409	396	1135	1531	1802	135	20	43	4385
3	Allan MacInnis	1981-1982	2003-2004	1416	340	934	1274	1511	166	10	44	5157
4	Philip Housley	1982-1983	2002-2003	1495	338	894	1232	822	129	7	49	3808
5	Lawrence Murphy	1980-1981	2000-2001	1615	287	929	1216	1084	114	9	36	3606
6	Denis Potvin	1973-1974	1987-1988	1060	310	742	1052	1356	127	10	44	3053
7	Nicklas Lidstrom	1991-1992	DET	1412	237	809	1046	466	121	10	34	3552
8	Brian Leetch	1987-1988	2005-2006	1205	247	781	1028	571	111	8	38	3640
9	Larry Robinson	1972-1973	1991-1992	1384	208	750	958	793	66	3	29	2338
10	Chris Chelios	1983-1984	ATL	1651	185	763	948	2891	69	13	31	3626
11	Robert Orr	1966-1967	1978-1979	657	270	645	915	953	0	0	0	0
12	Scott Stevens	1982-1983	2003-2004	1635	196	712	908	2785	75	5	34	3240
13	Brad Park	1968-1969	1984-1985	1113	213	683	896	1429	93	5	28	2820
14	Gary Suter	1985-1986	2001-2002	1145	203	641	844	1349	90	8	18	3091
15	Douglas Wilson	1977-1978	1992-1993	1024	237	590	827	830	85	9	23	3293
16	Red Kelly	1947-1948	1966-1967	1316	281	542	823	327	0	0	0	0
17	Borje Salming	1973-1974	1989-1990	1148	150	637	787	1344	46	6	13	2536
18	Rob Blake	1989-1990	SJ	1270	240	537	777	1679	136	4	41	3896
19	Sergei Zubov	1992-1993	2008-2009	1068	152	619	771	337	81	5	22	2266
20	Steve Duchesne	1986-1987	2001-2002	1113	227	525	752	824	84	10	30	2542

CAREER NHL GOALS BY A DEFENSEMAN												
	Player	1st Season	Last Season	GP	G	A	P	PIM	PP	SH	GW	Shots
1	Raymond Bourque	1979-1980	2000-2001	1612	410	1169	1579	1141	173	16	60	6206
2	Paul Coffey	1980-1981	2000-2001	1409	396	1135	1531	1802	135	20	43	4385
3	Allan MacInnis	1981-1982	2003-2004	1416	340	934	1274	1511	166	10	44	5157
4	Philip Housley	1982-1983	2002-2003	1495	338	894	1232	822	129	7	49	3808
5	Denis Potvin	1973-1974	1987-1988	1060	310	742	1052	1356	127	10	44	3053
6	Lawrence Murphy	1980-1981	2000-2001	1615	287	929	1216	1084	114	9	36	3606
7	Red Kelly	1947-1948	1966-1967	1316	281	542	823	327	0	0	0	0
8	Robert Orr	1966-1967	1978-1979	657	270	645	915	953	0	0	0	0
9	Brian Leetch	1987-1988	2005-2006	1205	247	781	1028	571	111	8	38	3640
10	Rob Blake	1989-1990	SJ	1270	240	537	777	1679	136	4	41	3896
11	<i>Nicklas Lidstrom</i>	<i>1991-1992</i>	<i>DET</i>	<i>1412</i>	<i>237</i>	<i>809</i>	<i>1046</i>	<i>466</i>	<i>121</i>	<i>10</i>	<i>34</i>	<i>3552</i>
12	Douglas Wilson	1977-1978	1992-1993	1024	237	590	827	830	85	9	23	3293

CAREER POWER PLAY GOALS BY A DEFENSEMAN				
	Player	1st Season	Last Season	PPG
1	Raymond Bourque	1979-1980	2000-2001	173
2	Allan MacInnis	1981-1982	2003-2004	166
3	Rob Blake	1989-1990	SJ	136
4	Paul Coffey	1980-1981	2000-2001	135

2009-10 SAN JOSE SHARKS SEASON HIGHS AND LOWS		
SEASON	GOALS	ALL-TIME
9, 1/18/10 vs. Calgary (9-1 W)	Most, Game	10, 2X, MR, 3/30/01 vs. Columbus (10-2 W)
0, 2X MR, 2/10/10 at Columbus (0-3 L)	Fewest, Game	0, 87X MR, 2/10/10 at Columbus (0-3 L)
8, 3/16/10 at Dallas (2-8 L)	Most Allowed	13, 2/10/93 at Calgary (1-13 L)
0, 2X MR, 3/25/10 vs. Dallas (3-0 W)	Fewest Allowed	0, 99X MR, 3/25/10 vs. Dallas (3-0 W)
6, 3/11/10 vs. Nashville (8-5 W)	Most, Period	6, 2X MR, 3/11/10 vs. Nashville (8-5 W), 3rd
4, 3/16/10 at Dallas (2-8 L), 3rd	Most Allowed, Period	8, 12/17/91 at Pittsburgh (2-10 L), 2nd
SHOTS		
47, 2X MR, 3/16/10 at Dallas (2-8 L)	Most, Game	57, 11/11/08 vs. Nashville (3-4 L ^{OT})
14, 12/22/09 at Chicago (3-2 W)	Fewest, Game	9, 11/4/98 vs. Dallas (4-0 W)
52, 2/11/10 at Detroit (3-2 W SO)	Most Faced, Game	59, 12/26/92 vs. Los Angeles (7-2 W)
19, 3/23/10 at Minnesota (4-1 W)	Fewest Faced, Game	11, 10/28/08 vs. Pittsburgh (2-1 W)
20, 2X MR, 2/10/10 at Columbus (0-3 L), 3rd	Most, Period	26, 10/4/99 vs. Chicago (7-1 W), 3rd
3, 3X MR, 12/26/09 vs. Anaheim (5-2 W), 3rd	Fewest, Period	0, 2X MR 2/26/98 vs. St. Louis (3-1 W), 3rd
21, 2X MR, 12/22/09 at Chicago (3-2 W), 3rd	Most Faced, Period	25, 3X MR, 3/5/96 at Colorado (5-3 W), 3rd
1, 10/1/09 at Colorado (2-5 L), 3rd	Fewest Faced, Period	0, 4X MR, 3/21/08 vs. Anaheim (2-1 W), 3rd
SPECIAL TEAMS		
4, 2X MR, 1/30/10 vs. Minnesota (5-2 W)	Most PPG, Game	6, 1/7/07 vs. Detroit (9-4 W)
3, 1/4/10 vs. Los Angeles (2-6 L)	Most PPG Allowed, Game	5, 5X MR, 2/18/04 at Nashville (3-7 L)
1, 8X MR, 3/4/10 vs. Montreal (3-2 W)	Most SHG, Game	3, 10/18/96 at Anaheim (4-1 W)
3, 11/25/09 vs. Chicago (2-7 L)	Most SHG Allowed, Game	3, 11/25/09 vs. Chicago (2-7L)
14, 4/8/10 vs. Vancouver (4-2 W), 58 PIM	Most Penalties For, Game	21, 1/26/93 at Los Angeles (1-7 L), 92 PIM
12, 2X MR, 4/8/10 vs. Vancouver (4-2 W), 38 PIM	Most Penalties by Opp., Game	22, 2/18/93 vs. Winnipeg (5-3 W), 82 PIM
0, 4/10/10 vs. Phoenix (3-2 W ^{SO}), 0 PIM	Fewest Penalties For, Game	0, 4X MR, 4/10/10 vs. Phoenix (3-2 W ^{SO})
1, 3X MR, 3/2/10 vs. NJ (3-4 L), 2 PIM	Fewest Penalties by Opp., Game	1, 18X MR, 12/21/09 at Dallas (4-2 W), 2 PIM
58, 4/8/10 vs. Vancouver (4-2 W), 14 penalties	Most PIM, Game	102, 2/5/97 vs. Los Angeles (3-2 W), 17 Penalties
0, 4/10/10 vs. Phoenix (3-2 W ^{SO}), 0 penalties	Fewest PIM, Game	0, 4X MR, 4/10/10 vs. Phoenix (3-2 W ^{SO}), 0 penalties
RTSS STATS		
39, 3/27/10 vs. Vancouver (4-2 W)	Hits, Game	50, 12/4/06 at Dallas (0-1 L)
23, 2/2/10 vs. Detroit (2-4 L)	Blocked Shots, Game	25, 11/28/07 vs. Los Angeles (2-3 L ^{SO})
16, 4/10/10 vs. Phoenix (3-2 W ^{SO})	Takeaways, Game	29, 10/22/01 at New York Rangers (5-1 W)
OVERALL STREAKS		
8, 12/17/09 at Anaheim through 1/2/10 vs. Edmonton (8-0-0)	Longest Winning	11, 2/21/08 at Philadelphia thru 3/14/08 vs. St. Louis (11-0-0)
8, 12/17/09 at Anaheim through 1/2/10 vs. Edmonton (8-0-0)	Longest Unbeaten	11, 2/21/08 at Philadelphia thru 3/14/08 vs. St. Louis (11-0-0)
12, 10/24/09 at Atlanta (4-3 W) through 11/15 at Chicago (2-4 L ^{OT}) (0-0-2)	Most Games Recording a Point	20, 2/21/08 at Philadelphia thru 4/1/08 vs. LA (18-0-2)
5, 3/14/10 at Anaheim (2-4 L) through 3/21/10 at Edmonton (1-5 L) (0-5-0)	Longest Losing in Regulation	17 games, 1/4/93 thru 2/12/93 (ties NHL record)
6, 3/13/10 vs. Florida thru 3/21/10 at Edmonton, (0-5-1)	Longest Winless	20 games, 12/29/92-2/12/93, (0-19-1)
SHARKS INDIVIDUAL		
4, 8X MR, P. Marleau (1-3=4), 3/27/10 vs. Vancouver (4-2 W)	Most Points, Game	6, O. Nolan (3-3=6) 10/4/99 vs. Chicago (7-1 W)
3, 3X, P. Marleau (3-1=4), 11/27/09 at Edmonton (5-4 W)	Most Goals, Game	4, O. Nolan (4-1=5), 12/19/95 at Anaheim (7-4 W)
4, 2X, J. Thornton (0-4=4), 11/20/09 vs. Philadelphia (6-3 W)	Most Assists, Game	4, 18X MR, J. Thornton, 11/20/09 vs. Philadelphia (6-3 W)
50, E. Nabokov, 2/11/10 at Detroit (3-2 W SO)	Most Saves, Game	57, Jeff Hackett, 12/26/92 vs. Los Angeles (7-2 W)
9, J. Pavelski, 3/18/10 at Vancouver (2-3 L)	Most Shots, Game	10, 3X MR, D. Setoguchi, 11/11/08 vs. Nashville (3-4 W)
8, 2X, MR D. Murray, 3/14/10 at Anaheim (2-4 L)	Most Hits, Game	9, 2X MR, T. Harvey, 1/21/02 vs. Edmonton (4-3 W)
6, 2X MR, D. Boyle, 1/6/10 vs. St. Louis (2-1 W ^{OT})	Most Blocked Shots, Game	6, 10X MR, D. Boyle, 1/6/10 vs. St. Louis (2-1 W ^{OT})
5, M. Malhotra, 4/10/10 vs. Phoenix (3-2 W ^{SO})	Most Takeaways, Game	5, 5X MR, M. Malhotra, 4/10/10 vs. Phoenix (3-2 W ^{SO})
17, 3X MR, N. Wallin, 4/8/10 vs. Vancouver (4-2 W), 3 penalties	Most PIM, Game	41, J. Shelley, 4/6/08 at Dallas (2-4 L), 7 penalties
OPPONENTS INDIVIDUAL		
4, 3X MR, M. Ribeiro (2-2=4), 3/16/10 at Dallas (2-8 L)	Most Points, Game	7, M. Lemieux (1-6=7), 12/5/92 vs. Pittsburgh (4-9 L)
3, S. Ott (3-0=3), 3/31/10 at Dallas (1-5 L)	Most Goals, Game	5, M. Ricci, 2/17/94 vs. Quebec (2-8 L)
4, D. Doughty (0-4=4), 1/4/10 vs. Los Angeles (2-6 L)	Most Assists, Game	6, M. Lemieux, 12/5/92 vs. Pittsburgh (4-9 L)
45, 2X MR, K. Lehtonen, 3/16/10 at Dallas (2-8 L)	Most Saves, Game	54, D. Ellis, 11/11/08 vs. Nashville (3-4 L ^{OT})

2009-10 SHARKS AWARD WINNERS:

The Sharks Foundation "Sharks Player of the Year" – Patrick Marleau

PlayStation "Sharks Rookie of the Year" – Jason Demers

PlayStation "Sharks Three Stars of the Game" – Evgeni Nabokov

THE SHARKS FOUNDATION "SHARKS PLAYER OF THE MONTH" AWARD... Established in the 1996-97 season, the Sharks Foundation "Sharks Player of the Month" program honors the Sharks player(s) who have contributed most to the team's success each month.

2009-10

October 2009	Patrick Marleau
November 2009	Joe Thornton
December 2009	Douglas Murray
January 2010	Evgeni Nabokov
February 2010	Dany Heatley
March 2010	Ryane Clowe

THE SHARKS FOUNDATION "SHARKS PLAYER OF THE YEAR" AWARD... Patrick Marleau has been selected as the 2009-10 Sharks Foundation "Sharks Player of the Year" in a vote by the Bay Area media. Marleau becomes first Sharks player to win the award three times.

1991-92	Jeff Hackett
1992-93	Kelly Kisio
1993-94	Arturs Irbe
1994-95	Ulf Dahlen
1995-96	Jamie Baker
1996-97	Jeff Friesen
1997-98	Mike Vernon
1998-99	Steve Shields and Mike Vernon
1999-00	Owen Nolan
2000-01	Evgeni Nabokov
2001-02	Mike Ricci
2002-03	Teemu Selanne
2003-04	Patrick Marleau
2005-06	Joe Thornton
2006-07	Joe Thornton
2007-08	Evgeni Nabokov
2008-09	Patrick Marleau
2009-10	Patrick Marleau

SHARKS PLAYSTATION "ROOKIE OF THE YEAR" AWARD... Jason Demers has been selected as the 2009-10 PlayStation "Sharks Rookie of the Year" in voting among a panel of Bay Area media. On behalf of Demers, Sony Computer Entertainment will present a check for \$2,500 to the Sharks Foundation and Demers will receive a PlayStation®3 (PS3™) system with a VIP pack of games.

1994-95	Jeff Friesen
1995-96	Marcus Ragnarsson
1996-97	Stephen Guolla
1997-98	Patrick Marleau, Marco Sturm, Andrei Zyuzin
1998-99	Alexander Korolyuk
1999-00	Brad Stuart
2000-01	Evgeni Nabokov
2001-02	Matt Bradley
2002-03	Jim Fahey
2003-04	Tom Preissing
2005-06	Milan Michalek
2006-07	Marc-Edouard Vlasic
2007-08	Torrey Mitchell
2008-09	Tomas Plihal
2009-10	Jason Demers

SHARKS PLAYSTATION "THREE STARS OF THE GAME" AWARD... Evgeni Nabokov received the 2009-10 PlayStation "Three Stars of the Game" Award. Players received five points for every first star selection after each regular season game. No. 2 stars were given three points and the No. 3 star received one point. The three stars of each regular season game are chosen by the media covering the game, based on his performance that night. The three stars are recorded on the official scoresheet. On behalf of the winner, Sony Computer Entertainment America will present a check for \$2,500 to the Sharks Foundation and Nabokov will receive a PlayStation®3 (PS3™) system with a VIP pack of games.

Previous winners include **Patrick Marleau** (2009-10, 2003-04), **Joe Thornton** (2007-08, 2006-07), and **Jonathan Cheechoo** (2005-06).

SHARKS "PLAYSTATION THREE STARS OF THE GAME" AWARD						
RANK	Player	First	Second	Third	Total	Points
1	Evgeni Nabokov	16	4	3	23	95
2	Patrick Marleau	8	10	5	23	75
3	Joe Thornton	6	4	8	18	50
4	Joe Pavelski	5	3	8	16	42
5	Dan Boyle	4	3	5	12	34
6	Dany Heatley	2	5	4	11	29
7	Devin Setoguchi	3		2	5	17
8	Ryane Clowe	2	2	2	6	18
9	Manny Malhotra	1	2	2	5	13
10	Rob Blake	2	1		3	13

SAN JOSE SHARKS 2009-10 PLAYOFF ROSTER

NO	PLAYER	POS	HT	WT	BORN	PLACE OF BIRTH
4	Blake, Rob	D	6' 4"	225	10-Dec-69	Simcoe, ON, CAN
22	Boyle, Dan	D	5' 11"	190	12-Jul-76	Ottawa, ON, CAN
29	Clowe, Ryane	L	6' 2"	225	30-Sep-82	Fermeuse, NL, CAN
39	Couture, Logan	C	6' 1"	195	28-Mar-89	Guelph, ON, CAN
60	Demers, Jason	D	6' 1"	195	30-Apr-85	Dorval, QC, CAN
78	Ferriero, Benn	C	5' 11"	185	29-Apr-87	Boston , MA, USA
15	Heatley, Dany	R	6' 4"	220	21-Jan-81	Freiberg, GER
36	Helminen, Dwight	C	5' 10"	190	22-Jun-83	Hancock, MI, USA
40	Huskins, Kent	D	6' 4"	205	4-May-79	Almonte, ON, CAN
65	Joslin, Derek	D	6' 1"	210	17-Mar-87	Richmond Hill, ON, CAN
28	Leach, Jay	D	6' 5"	225	2-Sep-79	Syracuse, NY, USA
27	Malhotra, Manny	C	6' 2"	220	18-May-80	Mississauga, ON, CAN
12	Marleau, Patrick	C	6' 2"	220	15-Sep-79	Aneroid, SK, CAN
64	McGinn, Jamie	L	6' 0"	185	5-Aug-88	Fergus, ON, CAN
68	McLaren, Frazer	L	6' 4'	235	29-Oct-77	Winnipeg, MAN, CAN
17	Mitchell, Torrey	C	5' 11"	190	30-Jan-85	Greenfield Park, QC, CAN
3	Murray, Douglas	D	6' 3"	240	12-Mar-80	Bromma, SWE
21	Nichol, Scott	C	5' 9"	180	31-Dec-74	Edmonton, AB, CAN
41	Ortmeyer, Jed	R	6' 0"	200	3-Sep-78	Omaha, NE, USA
8	Pavelski, Joe	C	5' 11"	195	11-Jul-84	Stevens Point, WI, USA
16	Setoguchi, Devin	R	6' 0"	200	1-Jan-87	Taber, AB, CAN
59	Staubitz, Brad	R	6' 1"	215	28-Jul-84	Edmonton, AB, CAN
19	Thornton, Joe	C	6' 4"	235	2-Jul-79	London, ON, CAN
53	Vesce, Ryan	R	5' 8"	165	7-Apr-82	Lloyd Harbor, NY, USA
44	Vlasic, Marc-Edouard	D	6' 1"	200	30-Mar-87	Montreal, QC, CAN
7	Wallin, Niclas	D	6' 3"	220	20-Feb-75	Boden, SWE
NO	GOALTENDERS	HT	WT	BORN	PLACE OF BIRTH	
1	Greiss, Thomas	6' 1"	210	29-Jan-86	Fussen, DEU	
20	Nabokov, Evgeni	6' 0"	200	25-Jul-75	Kamenogorsk, KAZ	
35	Karlsson, Henrik	6'6"	215	27-Nov-83	Stockholm, SWE	

HOW THE 2009-10 SHARKS WERE BUILT

How The Sharks Were Built (2009-10)				
AGE	PLAYER		NHL ENTRY DRAFT	Birthday
34	Evgeni	Nabokov	Selected by San Jose in the 1994 NHL Entry Draft (9th round, 219th overall).	7/25/1975
30	Patrick	Marleau	Selected by San Jose in the 1997 NHL Entry Draft (1st round, 2nd overall).	9/15/1979
30	Douglas	Murray	Selected by San Jose in the 1999 NHL Entry Draft (8th round, 241st overall).	3/12/1980
27	Ryane	Clowe	Selected by San Jose in the 2001 NHL Entry Draft (6th round, 175th overall).	9/30/1982
25	Joe	Pavelski	Selected by San Jose in the 2003 NHL Entry Draft (7th round, 205th overall).	7/11/1984
25	Torrey	Mitchell	Selected by San Jose in the 2004 NHL Entry Draft (4th round, 126th overall).	1/30/1985
24	Thomas	Greiss	Selected by San Jose in the 2004 NHL Entry Draft (3rd round, 94th overall).	1/29/1986
23	Devin	Setoguchi	Selected by San Jose in the 2005 NHL Entry Draft (1st round, 8th overall).	1/1/1987
23	Marc-Edouard	Vlasic	Selected by San Jose in the 2005 NHL Entry Draft (2nd round, 35th overall).	3/30/1987
21	Jason	Demers	Selected by San Jose in the 2008 NHL Entry Draft (7th round, 186th overall).	6/9/1988
21	Jamie	McGinn	Selected by San Jose in the 2006 NHL Entry Draft (2nd round, 36th overall).	8/5/1988
21	Logan	Couture	Selected by San Jose in the 2007 NHL Entry Draft (1st round, 9th overall).	3/28/1989
FREE AGENTS				
40	Rob	Blake	Signed by San Jose as a free agent on July 3, 2008	12/10/1969
35	Scott	Nichol	Signed by San Jose as a free agent on July 15, 2009	12/31/1974
31	Jed	Ortmeyer	Signed by San Jose as a free agent on July 16, 2009	9/3/1978
29	Manny	Malhotra	Signed by San Jose as a free agent on Sept. 23, 2009	5/18/1980
25	Brad	Staubitz	Signed by San Jose as a free agent on Sept. 19, 2005	7/28/1984
26	Henrik	Karlsson	Signed by San Jose as a free agent on Aug. 12, 2009	11/27/1983
ACQUIRED VIA TRADE				
35	Niclas	Wallin	Acquired by San Jose along with a fifth round selection in the 2010 NHL Entry Draft from Carolina in exchange for a second round selection (previously acquired from Buffalo) in the 2010 NHL Entry Draft	2/20/1975
33	Dan	Boyle	Acquired by San Jose from Tampa Bay along with Brad Lukowich in exchange for Matt Carle, Ty Wishart, a first round selection in the 2009 NHL Entry Draft and a seventh round selection in the 2010 NHL Entry Draft on July 4, 2008	7/12/1976
30	Kent	Huskins	Acquired by San Jose from Anaheim along with Travis Moen in exchange for Nick Bonino, Timo Pielmeier and a fourth round selection in the 2010 NHL Entry Draft	5/4/1979
30	Joe	Thornton	Acquired by San Jose from Boston in exchange for Brad Stuart, Marco Sturm and Wayne Primeau on Nov. 30, 2005.	7/2/1979
29	Dany	Heatley	Acquired by San Jose along with a fifth round selection in the 2010 NHL Entry Draft from Ottawa in exchange for Milan Michalek, Jonathan Cheechoo and a second round selection in the 2010 NHL Entry Draft	1/21/1981
ACQUIRED VIA WAIVERS				
30	Jay	Leach	Acquired via waivers from Montreal on Dec. 1, 2009	9/2/1979

ROSTER QUICK FACTS

Overall Average:

Height	6-foot-.09
Weight	206.3 lbs
Age	27.5 years

Acquired Through:

Entry Draft	14
Trades	5
Free Agents	9
Waivers	1

Country of Birth:

Canada	17
United States	6
Germany	2
Kazakhstan	1
Sweden	3

Defensemen Average:

Height	6-foot-1.9
Weight	212.2 lbs
Age	29.3 years

Miscellaneous:

Tallest	6-foot-5: Leach
Shortest	5-foot-8: Vesce
Heaviest	240 lbs: Murray
Lightest	165 lbs., Vesce
Youngest	21 years, 17 days: Couture
Oldest	40 years, 4 months and 4 days: Blake

Forwards Average:

Height	6-foot-0.4
Weight	203.2 lbs
Age	26.3 years

SAN JOSE SHARKS CAREER PLAYOFF STATISTICS/EXPERIENCE

NAME	GP	G	A	PTS	PIM	FURTHEST POSTSEASON EXPERIENCE
Blake, Rob	131	25	46	71	156	2001 Stanley Cup Champion: (with Colorado) <i>1993 Stanley Cup Finals (with Los Angeles Kings) – lost to Montreal Canadiens</i>
Marleau, Patrick	92	37	25	62	42	2004 Western Conference Finals (with San Jose)
Thornton, Joe	76	12	41	53	70	1999 Eastern Conference Semi-Finals (with Boston) 2006, 2007, 2008 Western Conference Semi-Finals (with San Jose)
Wallin, Niclas	69	3	5	8	32	2004 Stanley Cup Champion: (with Carolina) <i>2002 Stanley Cup Finals (with Carolina Hurricanes) – lost to Detroit Red Wings</i>
Boyle, Dan	51	5	21	26	38	2004 Stanley Cup Champion: (with Tampa Bay) <i>2007 Stanley Cup Finals (w/ Ottawa Senators) – Lost to Anaheim Ducks</i>
Heatley, Dany	34	10	25	35	31	2007, 2008 Western Conference Semi-Finals (with San Jose)
Clowe, Ryane	31	10	7	17	37	2007, 2008 Western Conference Semi-Finals (with San Jose)
Vlasic, Marc-Edouard	30	0	2	3	2	2007, 2008 Western Conference Semi-Finals (with San Jose)
Huskins, Kent	27	0	2	2	13	2007 Stanley Cup Champion: (with Anaheim)
Pavelski, Joe	25	6	5	11	9	2007, 2008 Western Conference Semi-Finals (with San Jose)
Murray, Douglas	19	1	1	2	11	2008 Western Conference Semi-Finals (with San Jose)
Mitchell, Torrey	17	1	2	3	12	2008 Western Conference Semi-Finals (with San Jose)
Setoguchi, Devin	15	2	3	5	4	2008 Western Conference Semi-Finals (with San Jose)
Ortmeyer, Jed	13	1	0	1	6	2007 Eastern Conference Semi-Finals 9with New York Rangers)
Nichol, Scott	10	0	0	0	19	2006, 2007, 2008 Western Conference Quarter-Finals (with Nashville)
Malhotra, Manny	9	1	0	1	0	2003 Western Conference Quarter-Finals (with Dallas) 2009 Western Conference Quarter-Finals (with Columbus)

NAME	GP	MIN	W	L	GA	SOG	AVG	SV%	SHO	FURTHEST POSTSEASON EXPERIENCE
Nabokov, Evgeni	65	3930	32	31	146	1711	2.23	.915	6	2004 Western Conference Finals (with San Jose)

SHARKS SKATERS CAREER NHL STATISTICS

PLAYER	GP	G	A	PTS	PIM
Joe Thornton	915	285	646	931	885
Rob Blake	1270	240	537	777	1679
Patrick Marleau	953	320	373	693	325
Dany Heatley	589	299	326	625	510
Dan Boyle	676	107	300	407	460
Manny Malhotra	705	90	140	230	385
Joe Pavelski	275	83	95	178	118
Ryane Clowe	244	60	93	153	291
Devin Setoguchi	195	62	56	118	52
Scott Nichol	496	48	63	111	758
Marc-Edouard Vlasic	309	14	78	92	117
Niclas Wallin	540	18	53	71	414
Jed Ortmeyer	306	21	30	51	145
Kent Huskins	224	9	41	50	147
Douglas Murray	289	5	33	38	260
Torrey Mitchell	138	12	19	31	77
Jason Demers	51	4	17	21	21
Jamie McGinn	94	14	5	19	40
Evgeni Nabokov	563	1	9	10	100
Brad Staubitz	82	4	5	9	186
Frazer McLaren	23	1	5	6	54
Ryan Vesce	19	3	2	5	4
Benn Ferriero	24	2	3	5	8
Joe Callahan	19	0	3	3	4
Derek Joslin	36	0	3	3	18
Thomas Greiss	19	0	0	0	2

SHARKS GOALTENDER NHL CAREER STATS

NO.	GOALTENDER	GPI	MINS	AVG	W	L	T	EN	SO	GA	SA	SPCT.	G	A	PIM
20,35	Evgeni Nabokov	563	32492	2.39	293	178	66	29	50	1294	14757	.912	1	9	100
1	Thomas Greiss	19	911	2.77	7	5	2	2	0	42	449	.906	0	0	2

CURRENT SKATERS STATS IN A SHARKS UNIFORM

PLAYER	GP	G	A	PTS	PIM	PP	SH	GW	S
Patrick Marleau	953	320	373	693	325	97	11	59	2194
Joe Thornton	383	116	361	477	268	44	1	19	806
Joe Pavelski	275	83	95	178	118	24	5	15	812
Ryane Clowe	244	60	93	153	291	19	0	6	479
Devin Setoguchi	195	62	56	118	52	22	0	9	516
Dan Boyle	153	31	84	115	122	14	0	7	393
Marc-Edouard Vlasic	309	14	78	92	117	7	0	1	316
Dany Heatley	82	39	43	82	54	18	1	9	280
Rob Blake	143	17	58	75	170	10	0	2	380
Douglas Murray	289	5	33	38	260	1	0	1	228
Torrey Mitchell	138	12	19	31	77	1	2	0	169
Manny Malhotra	71	14	19	33	41	2	0	4	111
Jason Demers	51	4	17	21	21	3	0	1	52
Jed Ortmeyer	76	8	11	19	37	0	0	1	131
Kent Huskins	82	3	19	22	47	0	0	0	47
Scott Nichol	79	4	15	19	72	0	1	0	93
Jamie McGinn	94	14	5	19	40	1	0	3	103
Evgeni Nabokov	563	1	9	10	100	1	0	0	2
Brad Staubitz	82	4	5	9	186	0	0	2	46
Frazer McLaren	23	1	5	6	54	0	0	0	13
Ryan Vesce	19	3	2	5	4	0	0	1	31
Benn Ferriero	24	2	3	5	8	0	0	0	42
Derek Joslin	36	0	3	3	18	0	0	0	28
Niclas Wallin	23	0	2	2	23	0	0	0	22
Joe Callahan	1	0	1	1	0	0	0	0	0
Thomas Greiss	19	0	0	0	2	0	0	0	0

CURRENT GOALTENDER STATS IN A SHARKS UNIFORM

NO.	GOALTENDER	GPI	MINS	AVG	W	L	T	EN	SO	GA	SA	SPCT.	G	A	PIM
20,35	Evgeni Nabokov	563	32492	2.39	293	178	66	29	50	1294	14757	.912	1	9	100
1	Thomas Greiss	19	911	2.77	7	5	2	2	0	42	449	.906	0	0	2

SHARKS HEAD COACH PROFILE

TODD McLELLAN:

2009-10 SEASON NOTES:

Became just the 3rd head coach in NHL history to win 50+ games in each of his first two seasons: Tom Johnson (with Bruins): 57 wins in 1970-71, 54 in 1971-72 (won '72 Stanley Cup). Mike Keenan (with Flyers): 53 wins in both 1984-85 & 1985-86 Seasons...Accumulated the sixth-best points percentage (.715, 65-22-13) for an NHL Coach in their first 100 games in NHL history.

2008-09 SEASON NOTES:

Named a finalist for Jack Adams Award in 2008-09...Helped the Sharks set a franchise record for points in a season (117) and wins (53)...Tied for the second most home wins in a season for a first year coach with Mike Keenan (32 84-85 Flyers)....He made his All-Star Game debut as the Western Conference head coach becoming only the second first-year NHL coach in League history...to coach an All-Star team (Doug MacLean 1996)....Led the Sharks to the second best winning percentage (.811) before the All-Star break in the history of the NHL (.814, 79-80 Philadelphia Flyers).

SHARKS GOALTENDER PROFILES

1 – THOMAS GREISS:

In his first complete NHL season, he finished with a 7-4-1 record with a 2.69 goals against average and a .912 save percentage...Over his last seven starts, he posted a 5-2-1 record with a 2.24 goals-against average (18 GA/483 MIN) and a .930 save percentage (239 saves/257 shots)...Stopped a career high 42 shots in a win vs. Colorado on March 28...Represented Germany in the 2010 Olympic Games and went 0-3-0 with an .814 save percentage...Appeared in his first career NHL shootout and stopped all six shooters on Dec. 31 at Phoenix...Relieved Evgeni Nabokov on Nov. 25 vs. Chicago in 7-2 loss...Made his home debut and stopped 23 shots in victory on Nov. 10 vs. Nashville...Made his first start of the season on Oct. 25 at Philadelphia, marking his first start since Feb. 20, 2008 at New Jersey...Made first appearance of the season on Oct. 6 at Los Angeles, relieving Nabokov, and suffered the loss giving up one goal on nine shots.

20 – EVGENI NABOKOV:

Became only the second goaltender in NHL history to record three consecutive 40-win seasons...Earned PlayStation "Sharks Three Stars of the Year" Award by compiling the most three star awards throughout the season...Recorded his 50th career shutout on March 25 vs. Dallas with 27 saves...Posted a 2-1-0 record with Russia at the 2010 Olympics...2nd in the League in wins (44), 10th in goals against average (2.43) and 6th in save percentage (.922)...Is 243-32-23 when he gets 3+ goals of support in his career (including shootout wins)...Set a career high with 50 saves on Feb. 11 at Detroit...Set an NHL record on Feb. 11 at Detroit when he won his 11th consecutive road game (Nov. 21 vs. Anaheim - Feb. 11 at Detroit)...Named NHL's Third Star of the Week ending Nov. 1. Nabokov posted a 3-0-0 record with a 0.97 goals-against average and .963 save percentage and made six of seven shootout saves on Oct. 28 vs. LA...Recorded his 49th career shutout with 27 saves vs. Pittsburgh on Nov. 7...Posted his first shutout of the season, Oct. 12 vs. Phoenix (0-1 SOL). It was his seventh shutout of the Winnipeg/Phoenix franchise, most in NHL history...Surpassed Frank Brimsek for 36th on the all-time NHL wins list with his 253rd victory at New York Islanders on Oct. 17. It marked his 500th career NHL game...Earned his 250th career NHL victory, tying him with Johnny Bower for 37th on the all-time list, on Oct. 3 at Anaheim

35 – HENRIK KARLSSON:

Recalled to San Jose on April 13...Spent this season with Farjestads BK Karlstad, where he posted a 2.45 goals-against average and a .914 save percentage in 40 games...His 2.45 goals-against average ranked him sixth in the League, while his .914 save percentage ranked him fourth...Tied for second in the League in shutouts (4)...Originally signed as a free agent on August 12, 2009.

SHARKS SKATER PROFILES

3 – DOUGLAS MURRAY (D)

Represented Sweden at the 2010 Olympic Games and was a +1 in four games...Established new career highs for goals (4), assists (13) and points (17) in a season...10th in the NHL in hits (233), which was third amongst League defensemen...Had three points in the last four games (1-2=3)...Tied a season team-high with 8 hits on March 14 at Anaheim...Scored his first goal in 35 games on April 4 at Colorado...Missed game March 13 vs. FLA with a lower body injury...Named Sharks Foundation "Sharks Player of the Month" for December...Scored his first career power play goal on Jan. 4 vs. Los Angeles which tied his career high for points in a season (10)...Scored his first career game-winning goal adding an assist and six hits in earning first star on Jan. 2 vs. Edmonton...Posted an assist, five hits and three blocked shots in earning third star honors vs. Anaheim on Dec. 17...Missed game on 12/11 vs. Phoenix...Scored his first goal of the 2009-10 season and his first in 108 games on Nov. 1 at Carolina...Missed game on Oct. 15 at Washington due to flu...Posted first point of the season (0-1=1) on Oct. 8 vs. Columbus...Earned a game misconduct at Anaheim on Oct. 3...Led game with 5 hits at Colorado on Oct. 1...Posted a hat trick in the preseason (3-1=4, +5) on Sept. 25 vs. Anaheim.

4 – ROB BLAKE (D)

2nd on the team in blocked shots (114)...Had nine points (2-7=9, +9) in his last nine games...His power play goal on April 6 at Calgary surpassed Paul Coffey for third all-time amongst defensemen with his 136th career power play goal...Moved into 10th place on the NHL's all-time goals list for defensemen (238) on Feb. 6 at Nashville...Became just the third defenseman over the age of 40 in NHL history to record three or more assists in a game with his three helpers on March 23 at Minnesota (joins Tim Horton and Carl Brewer)...Posted his second multi-point game of the season with two assists vs. Anaheim on Dec. 26...Activated from Injured Reserve and appeared at Vancouver on Nov. 29...Placed on Injured Reserve on Nov. 5 (upper body)...Led team with four blocked shots and added five hits on Oct. 12 vs. Phoenix...Posted a goal and an assist on Oct. 6 at Los Angeles, his former team...Named Sharks Captain on Sept. 30.

7 – NICLAS WALLIN (D)

16th among NHL defensemen in hits (175)...Scored his first point as a Sharks with an assist on Joe Thornton's goal on Feb. 11 at Detroit...Skated 17:10 and was a +1 in his first game as a Shark on Feb. 8 vs. Toronto...Acquired by San Jose along with a 5th round pick in 2010 from Carolina in exchange for a 2nd round pick in 2010 (from BUF) on Feb. 7, 2010...Skated in his 500th career NHL game vs. PHI (12/26)...Sat in 8th place all-time on the Hurricanes/Whalers games played list (second among defensemen) at the time of his trade with 517...With Carolina, he was fourth in games played and sixth in PIM (391).

8 – JOE PAVELSKI (C)

Won a silver medal with the United States at the 2010 Olympic Games posting three assists and a +2 plus/minus rating in six games...4th in the NHL in faceoff percentage (58.1%)...25 goals tied his career high and were third on the team...Set a career high with 5 game-winning goals...Had 30 points (16-14=30) in the last 34 games...Tied a franchise record with four points (2-2=4) in the third period vs. Nashville on March 11...Scored the game-winning goal, registered seven shots on net and went 10/13 in the faceoff circle on March 6 vs. Columbus...Won all eight faceoffs and recorded four takeaways vs. Ottawa on Dec. 1...Scored the GW shootout goal on Nov. 27 at Edmonton...Set a single-game career high with four points (1-3=4) on Jan. 18 vs. Calgary...Returned from Injured Reserve on Nov. 7 vs. Pittsburgh and posted two points (1-1=2)...Placed on Injured Reserve on Oct. 5 (lower body)...Assisted on both goals in the season opener at Colorado on Oct. 1.

12 – PATRICK MARLEAU (C)

Won a gold medal with Canada at the 2010 Olympics registering five points (2-3=5) and tying the team high with 28 shots in seven games...Named the Sharks Foundation "Sharks Player of the Year" in a vote by Bay Area Media...His career high 44 goals tied the second most ever scored by a Sharks player in a single season (Nolan – 99-00) and were 4th in the League...3rd in the NHL in road goals (21)... 14th in the NHL in points (44-39=83, T-10th in game-winning goals (6), T-3rd in shorthanded goals (4) and T-13th in power play goals (12)...Became the third Sharks player in history to score 40 goals in a season (Cheechoo and Nolan) with his tally March 11 vs. Nashville...Established a new career high with his 39th goal of the season on March 4 vs. Montreal...Tied his career-high in goals (38) on Feb. 4 at St. Louis... Became the fastest Sharks player to reach 30 goals in a season (47 games), surpassing Jonathan Cheechoo's mark (50 games) from 2005-06. Marleau scored two goals at Phoenix on Jan. 12 to reach the plateau, becoming the first player in the NHL this season to reach 30, which is the first time a Shark has ever reached 30 first in a season...Scored his 300th and 301st career NHL goals on Dec. 26 vs. Anaheim... Tied the franchise record for the fastest 20 goals to start a season (32 games) on Dec. 9 vs. Los Angeles, equaling Owen Nolan in 1999-00...Posted his third career hat trick on Nov. 27 at Edmonton...Appeared in his 900th career game on Dec. 1 vs. Ottawa and scored two goals...Tied his career high with a nine-game point streak (6-10=16) from Oct. 17 - Nov. 4... Named NHL Third Star of the Week by recording nine points (3-6=9) in four games from Oct. 19 – 25...Became the fastest Shark to 10 goals in franchise history (13 games)...Tied a franchise record for quickest goal to start a third period with his goal just nine seconds into the final frame on Oct. 10 vs. Minnesota...Scored both goals in the season opener at Colorado on Oct. 1.

15 – DANY HEATLEY (RW)

Won a gold medal with Canada at the 2010 Olympics and was tied for second on the team in points (4-3=7) in seven games...T-15th in the League in points (39-43=82) and 8th in goals (39)...2nd in the NHL in power play goals (18) and 1st in game-winning goals (9)...Had a seven-game point streak (5-4=9) from Jan. 6 – 18...Tied a franchise record for shots in a period with seven in the first, including a goal, vs. St. Louis on Dec. 3...Picked up his second hat trick of the season (9th career) on Nov. 20 vs. Philadelphia...Scored a hat trick (3-1=4) in his home debut on Oct. 8 vs. Columbus that included a converted penalty shot (1/3 lifetime in penalty shots) and a franchise-tying +6 plus/minus rating...Scored first goal as a Shark in a three-point effort (1-2=3) at Los Angeles on Oct. 6...Registered first points as a Shark (0-2=2) on Oct. 3 at Anaheim...Made Sharks debut on Oct. 1 at Colorado.

16 – DEVIN SETOGUCHI (RW)

T-4th on the team in goals (20)...Set a career-high with four game-winning goals...Scored two goals, including the game-winner, in his fifth multi-goal game of the season on March 28 vs. Colorado...Scored GW goal Feb. 4 at St. Louis...Scored two goals including the game winner on Jan. 16 vs. Edmonton...Posted two points (1-1=2) and a +3 vs. Anaheim on Dec. 17...Activated from Injured Reserve and played at Vancouver on Nov. 29...Placed on Injured Reserve on Nov. 21 (retroactive to the 15th)...Returned from seven-game IR stint with a goal on Nov. 10 vs. Nashville...Missed seven games with a lower body injury (Oct. 25 - Nov. 7)...Had a three-game goal streak (4-1=5) from Oct. 3 - 6...Scored a goal at Anaheim on Oct. 3.

17 – TORREY MITCHELL (C)

Posted 11 points (2-9=11) in 56 games after returning to the lineup after missing all of the 2008-09 regular season and the first 26 games of this season due to a leg injury...Had four points (0-4=4) in his last five games...Recorded his first career multi-point game (0-2=2) on April 8 vs. Vancouver...His 18:06 of ice time vs. Colorado on March 28 was the second highest single game total in his career (20:02; Nov. 9, 2007 at Anaheim)...Scored a goal on March 23 at Minnesota...Recorded assist on game-winning goal on March 4 vs. Montreal...Received his first career fighting major (Bourque) on Jan. 18 vs. Calgary...Appeared in his 100th career game on Jan. 6 vs. St. Louis...Scored his first goal of the season on Dec. 30 vs. Washington...Unsuccessful on his first career penalty shot vs. Anaheim on Dec. 17 (against Giguere)...Played in his first regular season game after missing 108 games on Nov. 27 at Edmonton, playing 6:25...Activated from injured reserve on Nov. 26...Posted three points (1-2=3) in five games during conditioning assignment with Worcester (AHL)...Loaned to Worcester on a conditioning assignment on Nov. 9...Began season on injured reserve (tendinitis).

19 – JOE THORNTON (C)

Won a gold medal with Canada at the 2010 Olympics posting two points (1-1=2) in seven games...Seven consecutive seasons of at least 20 goals and 50 assists. That's the longest streak for any NHL player since two players, Steve Yzerman and Doug Gilmour, had eight-season streaks from 1986-87 through 1993-94...Posted his 20th goal of the season on April 8 vs. Vancouver. It marks his 10th consecutive season of 20 or more goals. Only Jarome Iginla has a longer streak of 20-or-more goals with 11 consecutive seasons...8th in the League in points (20-69=89) and 2nd in assists...Appeared in his 900th career game on March 4 vs. Montreal...Returned from injury on April 4 and posted two assists...Missed three games due to injury (3/28 - 4/2; lower body)...Missed his first game since being acquired by San Jose on March 28 vs. Colorado snapping his streak of 379 consecutive games (Dec. 2, 2005 - March 27, 2010) with the team (franchise high) and 398-game streak overall (Oct. 20, 2005 - March 27, 2010) due to a lower body injury...Posted his 900th career point on Jan. 4 vs. Los Angeles...Had a 17-game road point streak (7-18=25) from Nov. 1 through Dec. 22...Recorded his fifth career point streak of 10-or-more games with his 10-game point streak from 11/14 - 12/3 (3-13=16)...Named NHL Second Star of the Month for November...Named NHL First Star of the Week for week ending Nov. 22...Notched his NHL milestone 600th assist (and 601) in four-assist night on Nov. 20 vs. Philadelphia...Surpassed Owen Nolan for 2nd on the all-time Sharks point list (109-343=452) with an assist vs. Calgary on Jan. 18. It took him 354 games to reach Nolan who reached 451 points in 568...Registered his 400th point as a Shark in just his 312th game with San Jose on Oct. 17 at the New York Islanders...Tied the franchise record with four assists on Oct. 8 vs. Columbus.

21 – SCOTT NICHOL (C)

Established new career highs in single-season points (19), assists (15) and games played (79)...1st in the NHL in faceoff percentage (60.6%)...12th in the NHL in hits (226)...Missed two games due to injury (upper body; 3/23 - 3/25)...Missed one game due to an upper body injury on March 6...Received first star honors on Jan. 18 vs. Calgary by tying his single-game career high with three points (1-2=3)...Won all seven faceoffs he took and registered a game-high five hits vs. Detroit on Jan. 9...Scored his first goal as a Shark against his former team at Nashville on Nov. 17...Registered his first point (0-1=1) as a Shark on Oct. 15 at Washington...Registered two fighting majors against Mike Brown on Oct. 3 at Anaheim...Made Sharks debut on Oct. 1 at Colorado.

22 – DAN BOYLE (D)

4th amongst League defensemen in points (15-43=58), T-5th in assists and T-4th in goals...4th in the League in time on ice per game (26:12)...His 43 assists tied his career high and marked the most ever by a Sharks defenseman...Recorded his 300th career assist on April 4 at Colorado...Won a gold medal with Canada at the 2010 Olympics and was tied for the team lead amongst defensemen in points (1-5=6)...Recorded his 400th career point on March 25 vs. Dallas...Hit the crossbar on his penalty shot on March 4 vs. Montreal...Missed six games due to injury (upper body) Jan. 23 - Feb. 4...Scored his 100th career goal at Phoenix on Dec. 31...Tied a career-high with his seven-game point streak (1-6=7) from Dec. 5 - Dec. 22...Had a six-game point streak (1-6=7) from Oct. 17 - Oct. 30...Posted his 200th point (45-155=200) since the NHL resumed play following the lockout, Oct. 6 at Los Angeles.

27 – MANNY MALHOTRA (C)

1st on the team in faceoff percentage (62.5%) but did not take enough draws to qualify for League lead...Established a new career high in goals (14)...His goal on April 2 at Minnesota was his career high 13th of the season...Played in his 700th career NHL game on March 31 at Dallas...Had 19 points (7-12=19) in the last 28 games...Team went 8-0-0 when he has a multi-point game...By winning all 12 of his faceoffs on Jan. 16 vs. Edmonton, he became the first Shark to ever win 100% of his draws with 12-or-more in a game. He also added two assists...Missed five games (Feb. 6 - Feb. 13) with lower body injury...Missed six games from 1/2 - 1/12 due to injury (lower body)... Scored two goals (first as a Shark) on Oct. 25 at Philadelphia, giving him his 200th career NHL point... Recorded first point as a Shark on Oct. 24 at Atlanta (0-1=1)...Made Sharks debut on Oct. 1 at Colorado.

28 – JAY LEACH (D)

Established career highs in games played (35), points (1-1=2), assists, goals, penalty minutes (25) and plus/minus (+3)...Scored his first career NHL goal (EN) on March 11 vs. Nashville...Registered his first point as a Shark with an assist on Jan. 18 vs. Calgary...Earned his first fighting major as a Shark on Jan. 2 vs. Edmonton...Played in his first game as a Shark on Dec. 11 vs. Dallas...Claimed off of waivers from Montreal by San Jose on Dec. 1...Posted five penalty minutes in seven games with New Jersey (NHL)...Registered three assists in 12 games with Lowell (AHL).

29 – RYANE CLOWE (LW)

Has established career highs in points (19-38-57), assists, shots (189), penalty minutes (131) and games played (82)... Sharks Foundation "Player of the Month" for March..... After the Olympic break, he had at least one point in 15 out of the 20 games (4-13=17)...1st on the team in penalty minutes (131)...3rd on the team in hits (157)...6th on the team in goals (19)...Registered a power play goal in his 200th career NHL game on Dec. 26 vs. Anaheim...Scored on his first career penalty shot on Dec. 30 vs. Washington, which figured to be the game-winner...Had a career high 10 game point streak from Nov. 17 to Dec. 9...Scored first goal of the season on Oct. 30 vs. Colorado...Converted shootout clinching goal on Oct. 28 vs. Los Angeles...Recorded two-thirds of a Gordie Howe Hat Trick on Oct. 17 at the New York Islanders with an assist and a fighting major.

36 – DWIGHT HELMINEN (C)

Appeared in four games for San Jose and recorded one goal...Registered his first point as a Shark with a goal on Feb. 11 vs. Detroit...Made his San Jose Sharks debut on Feb. 8 vs. Toronto...Recalled from Worcester on Feb. 8...**AHL:** Posted 22 points (12-10=22) and 16 penalty minutes in 74 games with Worcester.

39 – LOGAN COUTURE (C)

Posted 9 points (5-4=9) in 25 games with San Jose in his first season...Had a point in six out of the last nine games (4-2=6) and a shootout winning goal...Converted his first career shootout attempt which proved to be the game-winner on April 10 vs. Phoenix...Had a three-game point streak (2-1=3) from March 28 - April 2...Scored his first career game-winning goal at Minnesota on April 2...Scored his first career power play goal at Dallas on March 31... Scored his first career home goal on March 25 vs. Dallas...Scored first NHL goal on Nov. 5 at Detroit...Picked up his first NHL point, assisting on the game-winning goal Nov. 1 at Carolina... Made first career NHL appearance on Oct. 25 at Philadelphia and registered 2 shots...**AHL:** Named to the AHL All-Rookie Team...Recorded 53 points (20-33=53) in 42 games in Worcester.

40 – KENT HUSKINS (D)

Posted career highs in games played (82), points (3-19=22) and shots (47)...Third consecutive season as a plus player (+6) and is a +35 over those three seasons...3rd on the team in blocked shots (113)...Registered a new career high in assists and tied his career high in points for a season with his assist vs. Nashville on March 11...Tied a Sharks franchise record by blocking six shots on Oct. 6 at Los Angeles...Was +2 at Anaheim on Oct. 3, the first time he faced his former team...Made Sharks debut on Oct. 1 at Colorado.

41 – JED ORTMAYER (RW)

Nominated for the Masterton Award by the local chapter of the Professional Hockey Writers' Association...5th on the team in hits (117)...Established new career highs for goals, assists and points in a season...Played in his 300th career NHL game on March 25 vs. Dallas...Missed three games due to injury (3/18 - 3/21; general soreness)...Tied his single-game career-high with three points (1-2=3) vs. Calgary on Jan. 18...Missed first game of the season on Dec. 3 vs. St. Louis due to injury (upper body)...Recorded a shorthanded assist at Nashville, his former team, on Nov. 17...Posted first multi-point game as a Shark with two assists (0-2=2) on Nov. 7 vs. Pittsburgh...Added goal against his old team on Oct. 19 at NY Rangers...Scored first goal as a Shark on Oct. 10 vs. Minnesota...Made Sharks debut on Oct. 1 at Colorado.

44 – MARC-EDOUARD VLASIC (D)

Tied for the team lead in plus/minus (+21)...2nd on the team in average ice time per game (22:05)...Was a +9 in his last nine games with three assists (0-3=3)...Missed game on 3/31 due to injury (lower body)...Recorded his first point since returning from injury on March 23 at Minnesota...Missed 17 games due to injury (lower body) Jan. 30 thru March 19)...Scored his first power play goal of the season vs. Anaheim on Jan. 21...Had played in 253 consecutive games from Jan. 15, 2007 vs. Colorado thru Jan. 28, 2010 vs. Chicago. It marked the 2nd longest streak in franchise history next to Thornton's active streak...Picked up his first career fighting major on Nov. 20 against Daniel Briere of Philadelphia...Scored first goal of the season on Oct. 8 vs. Columbus.

53 – RYAN VESCE (RW)

Posted five points (3-2=5) in nine games with San Jose...Returned from Injured Reserve on Nov. 10 vs. Nashville...Missed seven games on Injured Reserve with a lower body injury (Oct. 25 - Nov. 7)... Had a four-game point streak (3-1=4) from Oct. 17 - Oct. 24...Had a three-game goal streak (3-0=3) from Oct. 17 - Oct. 22...Scored goal on Oct. 19 at NY Rangers...Recalled from Worcester on Oct. 17 and scored first career NHL goal that night at the New York Islanders. Vesce grew up in Long Island as a Rangers fan...**AHL:** Posted 30 points (14-16=30) in 35 games with Worcester.

59 – BRAD STAUBITZ (RW)

2nd on the team in penalty minutes (110)...Bettered his rookie totals in games played (47), points (3-3=6), goals, assists, penalty minutes and shots (24)...Scored goal Feb. 6 at Nashville...Recorded his first career power play point with a power play assist vs. Calgary on Jan. 18...Missed 19 games due to injury (11/17 - 12/31; face)...Two of his four career NHL goals have been game-winners (Jan. 9, 2009 at Edmonton and Nov. 1 at Carolina)...Scored second goal of the season, the game-winner on Nov. 1 at Carolina...Scored first goal of the season Oct. 19 at NY Rangers...Was levied a one-game suspension by the NHL for contact on an icing play on Oct. 8 and served it that night missing the game vs. Columbus...Made season debut and registered two penalty minutes on Oct. 6 at Los Angeles.

60 – JASON DEMERS (D)

Voted PlayStation "Sharks Rookie of the Year" in a vote by Bay Area media...T-4th amongst rookie defensemen with 21 points (4-17=21)Recorded first career fighting major on March 31 at Dallas (with Fistic)...Tied the franchise record for power play goals by a defenseman with two vs. Minnesota on Jan. 30, matching Dan Boyle and Doug Wilson's mark...Scored his second career goal at Chicago on Dec. 22....Scored first career NHL goal on Nov. 15 at Chicago (off Huet)... Earned his first career point (assist) and was a +2 at Anaheim on Oct. 3. The goal scorer, Benn Ferriero, and the players who got assists, Jason Demers and Frazer McLaren, all registered their first career point in the NHL on that goal. This was only the second time in the last 29 seasons that three players got their first NHL point on the same goal. Before Saturday, the last time it happened was on October 4, 2007, when the Coyotes' Daniel Winnik scored against St. Louis with assists from Martin Hanzal and Craig Weller...Made NHL debut on Oct. 1 at Colorado...**AHL:** Posted 17 points (4-13=17) in 25 games with Worcester.

64 – JAMIE MCGINN (LW)

Sharks were 8-1-1 during the season when he scored a goal and 11-1-2 in his career when he scores...Had a point in three out of the last five games (2-1=3)...Posted a two-point night on March 14 at Anaheim (1-1=2)...Recorded his first assist of the season on Dec. 31 at Phoenix and established a new career high in points...Tied his career-high in points (6-0=6) with his goal vs. Anaheim on Dec. 26...Tied his rookie output with his fourth goal of the season on Nov. 29 at Vancouver...Scored the game-winner on Nov. 7 vs. Pittsburgh....Scored first goal of the season on Oct. 30 vs. Colorado... Appeared in season opener at Colorado and registered two shots and two PIMS...**AHL:** Appeared in 27 games for Worcester and posted 21 points (7-14=21)...Scored the game-winning goal with 11-seconds left in Worcester's season opener.

65 – DEREK JOSLIN (D)

Posted three points (0-3=3) in 24 games with San Jose...Had a three-game point streak (0-3=3) from Nov. 15 - Nov. 20...Recorded first career point with an assist on Nov. 15 at Chicago...Recalled from Worcester on Nov. 5 and appeared at Detroit the same night...Recalled from Worcester on Oct. 15 and played at Washington...**AHL:** Had 32 points (5-27=32) in 55 games for Worcester.

68 – FRAZER McLAREN (RW)

T-8th on team in penalty minutes (54)...Ended the season with a three-game assist streak (0-3=3)...Earned first career game misconduct on Dec. 3 vs. St. Louis...Scored first career goal off Luongo on Nov. 29 at Vancouver...Earned fighting major against George Parros on Nov. 21 at Anaheim...Recalled from Worcester on Nov. 17 and recorded an assist that night at Nashville...Earned first career fighting major (Derek Dorsett) in his home debut vs. Columbus on Oct. 8...Made his NHL debut and earned an assist on Oct. 3 at Anaheim...Recalled from Worcester on Oct. 2...**AHL:** Posted 15 points (4-11=15) with 148 penalty minutes in 52 games for Worcester.

78 – BENN FERRIERO (C)

Posted five points (2-3=5) in 24 games played...Picked up his first NHL assist on Oct. 19 at NY Rangers...Scored at Washington on Oct. 15...Scored first career goal at Anaheim on Oct. 3. The players who got assists, Jason Demers and Frazer McLaren, also registered their first career point in the NHL on that play. This was only the second time in the last 29 seasons that three players got their first NHL point on the same goal. Before Saturday, the last time it happened was on October 4, 2007, when the Coyotes' Daniel Winnik scored against St. Louis with assists from Martin Hanzal and Craig Weller...Made NHL debut on Oct. 1 at Colorado and registered four shots...**AHL:** T-6th amongst AHL rookies with 50 points (19-31=50) in 58 games and was named AHL co-player of the month for December.

OTHER SKATERS WHO PLAYED IN SAN JOSE

43 – JOHN McCARTHY (LW)

Appeared in four games with San Jose and did not record a point...Made his NHL debut on Jan. 9 vs. Detroit and played 11:06...Recalled from Worcester on Jan. 8... **AHL:** Has appeared in 74 games with Worcester posting 18 points (15-27=42), a team-high +36 (5th in AHL)...Recently posted a seven-game point streak with Worcester from Dec. 18 thru Jan. 2 (four goals, four assists).

45 – JODY SHELLEY (LW)

Traded to the New York Rangers on Feb. 12 in exchange for a conditional sixth round selection in the 2011 NHL Entry Draft...3rd on team in penalty minutes (78 – 2nd at the time of his trade), including 10 fighting majors... Picked up two fighting majors Feb. 6 at Nashville...Activated off Injured Reserve on Jan. 2 vs. Edmonton and registered seven hits in a season-high 10:46 worth of play...Missed 23 games due to injury (11/10 - 12/31; lower body)...Posted first point of the season with an assist on Oct. 10 vs. Minnesota...Registered a 10-minute misconduct at Anaheim on Oct. 3...Earned his first fighting major on Oct. 1 at Colorado (Koci).

47 – JOE CALLAHAN (D)

Made Sharks debut on Nov. 5 at Detroit and recorded an assist... **AHL:** Posted 15 points (4-11=15) in 35 games played for Worcester.

48 – STEVEN ZALEWSKI (C)

Appeared in three games with San Jose and did not record a point...Made his NHL debut on Oct. 12 vs. Phoenix...**AHL:** Led Worcester forwards with 62 points (22-40=62).

2009-10 SAN JOSE SHARKS MAN GAMES LOST TO INJURY

2009-10 Total: 163 Man Games Lost

26 – Torrey Mitchell (26 - leg, 10/1 – 11/25)
 23 – Jody Shelley (23 – wrist/hand, 11/10 – 12/31)
 19 – Brad Staubitz (19 – face, 11/17 - 12/31)
 18 – Marc-Edouard Vlasic (1 – lower body, 3/31) (17 – lower body, 1/30 thru 3/19)
 15 – Joe Pavelski (15 - lower body, 10/6 – 11/5)
 12 – Devin Setoguchi (5 – lower body, 11/17-11/27) (7 – lower body, 10/25 – 11/7)
 11 – Rob Blake (11 – upper body, 11/5 – 11/27)
 11 – Manny Malhotra (5 – lower body, 2/6 through 2/13 (6 – lower body, 1/2 through 1/12)
 7 – Ryan Vesce (7 – lower body, 10/25 – 11/7)
 6 – Dan Boyle (6 – upper body; 1/21 – 12/4)
 4 – Jed Ortmeyer (3 – lower body, 3/18 – 3/21) (1 – upper body, 12/3)
 3 – Douglas Murray (1 – lower body, 3/13) (1 – lower body, 12/11) (1 – flu, 10/15)
 3 – Scott Nichol (2 – upper body; 3/23 – 3/25) (1 – upper body, 3/6)
 3 – Joe Thornton (3 – lower body; 3/28 – 4/2)
 1 – Jamie McGinn (1 – general soreness; 3/27)
 1 – Logan Couture (1 – flu, 11/21)

2009-10 TRANSACTIONS

4/12/10 Recalled G **Henrik Karlsson** from Farjestads (SEL).
 4/5/10 Signed forward **Cam MacIntyre** to an entry level contract
 3/28/10 Recalled D **Jason Demers** from Worcester (AHL)
 3/24/10 Signed forward **Justin Braun** to an entry-level contract
 3/23/10 Signed forward **James Marcou** and defenseman **Matt Irwin** to entry level contracts
 3/22/10 Signed forward **Tony Lucia** and defenseman **Nick Schaus** to entry level contracts.
 3/16/10 Recalled C **Logan Couture** from Worcester (AHL)
 3/14/10 Reassigned D **Jason Demers** to Worcester (AHL)
 3/10/10 Recalled D **Jason Demers** from Worcester (AHL)
 3/7/10 Reassigned C **Ryan Vesce** to Worcester
 3/5/10 Recalled C **Ryan Vesce** from Worcester
 3/3/10 Reassigned D **Jason Demers** and C **Dwight Helminen** to Worcester (AHL)
 3/2/10 **Acquired D Brett Westgarth from the New York Islanders for future considerations and was reassigned to Worcester**
 Recalled LW **Jamie McGinn**, C **Dwight Helminen** and D **Jason Demers** from Worcester (AHL)
 2/14/10 Reassigned LW **Jamie McGinn** and C **Dwight Helminen** to Worcester (AHL)
 2/13/10 Recalled LW **Jamie McGinn** from Worcester (AHL)
 2/12/10 **Acquired a conditional sixth round pick in 2011 from New York Rangers in exchange for RW Jody Shelley**
 2/7/10 **Acquired D Niclas Wallin and a 5th round pick in 2010 from Carolina for a 2nd round pick in 2010 (from BUF)**
 Reassigned D **Derek Joslin** and **Jason Demers** to Worcester
 Recalled D **Derek Joslin** and **Jason Demers** from Worcester
 2/5/10 Assigned D **Derek Joslin** and **Jason Demers** to Worcester
 2/4/10 Recalled D **Derek Joslin** from Worcester
 2/3/10 Reassigned D **Derek Joslin** and LW **Jamie McGinn** to Worcester
 2/1/10 Recalled D **Jason Demers**, D **Derek Joslin** and LW **Jamie McGinn** from Worcester
 1/31/10 Reassigned D **Jason Demers** and D **Derek Joslin** to Worcester
 1/30/10 Recalled D **Jason Demers** and D **Derek Joslin** from Worcester
 1/29/10 Reassigned D **Jason Demers** and C **Logan Couture** to Worcester
 1/28/10 Recalled D **Jason Demers** and C **Logan Couture** from Worcester
 1/24/10 Reassigned D **Jason Demers** to Worcester
 1/23/10 Recalled D **Jason Demers** from Worcester
 1/22/10 Reassigned D **Jason Demers** to Worcester
 1/21/10 Reassigned RW **Benn Ferriero** to Worcester and recalled D **Jason Demers**
 1/19/10 Recalled RW **Benn Ferriero** from Worcester
 1/17/10 Reassigned RW **Benn Ferriero** to Worcester

1/16/10 Reassigned LW **John McCarthy** to Worcester and recalled RW **Benn Ferriero**
 1/13/10 Reassigned D **Jason Demers** to Worcester
 1/8/10 Recalled LW **John McCarthy** from Worcester and D **Jason Demers** from Stockton
 1/7/10 Reassigned LW **Jamie McGinn** to Worcester
 1/5/10 Assigned LW **Jamie McGinn** to Worcester
 1/2/10 Reassigned D **Jason Demers** and LW **Frazer McLaren** to Worcester
 Activated LW Jody Shelley from Injured Reserve
 12/17/09 Recalled LW **Jamie McGinn** and LW **Frazer McLaren** from Worcester
 12/13/09 Reassigned LW **Jamie McGinn** and LW **Frazer McLaren** to Worcester
 12/9/09 Recalled LW **Jamie McGinn** from Worcester
 12/6/09 Reassigned LW **Jamie McGinn** and RW **Ryan Vesce** to Worcester
 12/5/09 Recalled RW **Ryan Vesce** and D **Derek Joslin** from Worcester
 12/4/09 Reassigned RW **Ryan Vesce** and D **Derek Joslin** to Worcester
 12/3/09 Recalled RW **Ryan Vesce**
 12/1/09 **Claimed D Jay Leach off of waivers from Montreal**
 Recalled LW **Jamie McGinn** from Worcester
 Reassigned LW **Jamie McGinn** to Worcester
 11/30/09 Activated RW **Devin Setoguchi** and D **Rob Blake** off IR and placed LW **Jody Shelley** on IR
 11/29/09 Reassigned RW **Benn Ferriero** and D **Jason Demers** to Worcester
 11/28/09 Recalled RW **Benn Ferriero**, RW **Steven Zalewski** and D **Joe Callahan** from Worcester
 11/25/09 **Torrey Mitchell** returned from conditioning stint in Worcester
 11/23/09 Reassigned RW **Ryan Vesce**, C **Logan Couture** and RW **Benn Ferriero** to Worcester
 11/22/09 Recalled RW **Ryan Vesce** from Worcester and placed RW **Devin Setoguchi** on Injured Reserve
 11/21/09 Recalled C **Logan Couture**, LW **Jamie McGinn** and RW **Benn Ferriero**
 11/20/09 Reassigned C **Logan Couture**, LW **Jamie McGinn** and RW **Benn Ferriero**
 11/18/09 Recalled C **Logan Couture**, RW **Benn Ferriero** and LW **Frazer McLaren** from Worcester
 11/17/09 Reassigned C **Logan Couture** to Worcester
 11/16/09 Reassigned RW **Ryan Vesce** from Worcester and recalled C **Logan Couture** from Worcester
 11/14/09 Activated RW **Ryan Vesce** from Injured Reserve
 11/10/09 Loaned F **Torrey Mitchell** to Worcester on a conditioning assignment
 11/09/09 Reassigned RW **Benn Ferriero** and C **Logan Couture** to Worcester (AHL)
 11/08/09 Reassigned D **Joe Callahan** to Worcester (AHL)
 11/06/09 Recalled D **Joe Callahan** and D **Derek Joslin** from Worcester (AHL)
 11/05/09 Placed D **Rob Blake** on Injured Reserve; Placed F **Ryan Vesce** on IR retroactive to 10/24
 11/04/09 Recalled LW **Jamie McGinn** and C **Logan Couture** from Worcester (AHL)
 11/02/09 Reassigned LW **Jamie McGinn** and C **Logan Couture** to Worcester (AHL)
 10/26/09 Recalled LW **Jamie McGinn** and C **Logan Couture** from Worcester (AHL)
 10/25/09 Reassigned LW **Jamie McGinn** and C **Logan Couture** to Worcester (AHL)
 10/25/09 Recalled LW **Jamie McGinn** and C **Logan Couture** from Worcester (AHL)
 10/17/09 Reassigned F **Jamie McGinn** and D **Derek Joslin** to Worcester (AHL)
 10/16/09 Recalled F **Ryan Vesce** from Worcester. Reassigned F **Steven Zalewski** to Worcester
 10/15/09 Recalled D **Derek Joslin** from Worcester.
 10/12/09 Recalled C **Steve Zalewski** from Worcester.
 10/11/09 Reassigned LW **Frazer McLaren** to Worcester.
 10/8/09 NHL suspended LW **Brad Staubitz** for one game. Recalled LW **Jamie McGinn** from Worcester
 10/5/09 Assigned D **Joe Callahan** to Worcester (AHL)
 10/4/09 Placed C **Joe Pavelski** on Injured Reserve (lower body)
 10/2/09 Recalled LW **Frazer McLaren** from Worcester and reassigned LW **Jamie McGinn** to Worcester
 10/1/09 Placed C **Torrey Mitchell** on Injured Reserve and recalled RW **Benn Ferriero** from Worcester
 9/29/09 Signed G **Thomas Heemskerk**
 9/23/09 Signed C **Manny Malhotra**
 9/12/09 **Acquired LW Dany Heatley and a fifth round selection in the 2010 NHL Entry Draft from Ottawa in exchange for for LW Milan Michalek, RW Jonathan Cheechoo and a second round selection in the 2010 NHL Entry Draft.**
 9/1/09 Re-Signed C **Torrey Mitchell** and RW **Brad Staubitz**. Signed C **Benn Ferriero**
 8/28/09 **Acquired D Daniel Rahimi and C Patrick White from Vancouver in exchange for D Christian Ehrhoff and D Brad Lukowich**

2009-10 SAN JOSE SHARKS SCORING

			AVG												
POS	NO.	PLAYER	GP	TOI	G	A	PTS	+/-	PIM	PP	SH	GW	S	PCTG	
C	19	JOE THORNTON	79	19:51	20	69	89	17	54	4	1	2	141	14.2	
C	12	PATRICK MARLEAU	82	21:12	44	39	83	21	22	12	4	6	274	16.1	
L	15	DANY HEATLEY	82	20:13	39	43	82	14	54	18	1	9	280	13.9	
D	22	DAN BOYLE	76	26:12	15	43	58	6	70	6	0	3	180	8.3	
L	29	RYANE CLOWE	82	17:10	19	38	57	0	131	2	0	2	189	10.1	
C	8	JOE PAVELSKI	67	19:28	25	26	51	1	26	3	1	5	228	11.0	
R	16	DEVIN SETOGUCHI	70	15:17	20	16	36	0	19	8	0	4	165	12.1	
C	27	MANNY MALHOTRA	71	15:37	14	19	33	17	41	2	0	4	111	12.6	
D	4	ROB BLAKE	70	21:21	7	23	30	14	60	4	0	1	182	3.8	
D	40	KENT HUSKINS	82	17:29	3	19	22	6	47	0	0	0	47	6.4	
D	60	*JASON DEMERS	51	15:25	4	17	21	5	21	3	0	1	52	7.7	
R	41	JED ORTMEYER	76	11:30	8	11	19	4	37	0	0	1	131	6.1	
C	21	SCOTT NICHOL	79	13:03	4	15	19	0	72	0	1	0	93	4.3	
D	3	DOUGLAS MURRAY	79	20:20	4	13	17	3	66	1	0	1	85	4.7	
D	44	MARC-EDOUARD VLASIC	64	22:05	3	13	16	21	33	1	0	0	74	4.1	
L	64	JAMIE MCGINN	59	9:59	10	3	13	3-	38	0	0	2	76	13.2	
C	17	TORREY MITCHELL	56	11:25	2	9	11	6	27	0	0	0	59	3.4	
C	39	*LOGAN COUTURE	25	10:15	5	4	9	4	6	1	0	1	42	11.9	
D	7	NICLAS WALLIN	CAR	47	17:47	0	5	5	5-	26	0	0	0	50	.0
		S.J	23	16:22	0	2	2	0	23	0	0	0	22	.0	
		TOTAL	70	17:19	0	7	7	5-	49	0	0	0	72	.0	
R	59	BRAD STAUBITZ	47	6:12	3	3	6	0	110	0	0	1	24	12.5	
L	68	*FRAZER MCLAREN	23	6:02	1	5	6	6	54	0	0	0	13	7.7	
R	53	RYAN VESCE	9	10:57	3	2	5	1-	0	0	0	1	20	15.0	
C	78	*BENN FERRIERO	24	11:08	2	3	5	4	8	0	0	0	42	4.8	
D	65	*DEREK JOSLIN	24	13:52	0	3	3	1	12	0	0	0	19	.0	
D	28	JAY LEACH	MTL	7	13:02	0	0	0	0	5	0	0	0	4	.0
		S.J	28	15:11	1	1	2	3	20	0	0	0	26	3.8	
		TOTAL	35	14:45	1	1	2	3	25	0	0	0	30	3.3	
L	45	JODY SHELLEY	36	6:33	0	3	3	1	78	0	0	0	20	.0	
C	36	DWIGHT HELMINEN	4	10:59	1	0	1	1-	0	0	0	0	1	100.0	
D	47	JOE CALLAHAN	1	9:34	0	1	1	1	0	0	0	0	0	.0	
C	48	*STEVEN ZALEWSKI	3	8:19	0	0	0	2-	0	0	0	0	3	.0	
L	43	*JOHN MCCARTHY	4	9:07	0	0	0	3-	0	0	0	0	3	.0	
G	1	*THOMAS GREISS	16	48:54	0	0	0	0	2	0	0	0	0	.0	
G	20	EVGENI NABOKOV	71	59:04	0	0	0	0	6	0	0	0	0	.0	

SW#	GOALTENDER	GPI	MINS	AVG	W	L	OT	EN	SO	GA	SA	SV %	G	A	PIM
20	EVGENI NABOKOV	71	4194	2.43	44	16	10	2	3	170	2168	.922	0	0	6
1	*THOMAS GREISS	16	782	2.69	7	4	1	2	0	35	399	.912	0	0	2
	S.J GOALTENDING TOTALS	82	4998	2.51	51	20	11	4	3	209	2571	.919			

* = Rookie

FINAL 2009-10 NHL STANDINGS

EASTERN CONFERENCE

NORTHEAST DIVISION

	GP	W	L	OT	GF	GA	PTS
BUFFALO (3)	82	45	27	10	235	207	100
OTTAWA (5)	82	44	32	6	225	238	94
BOSTON (6)	82	39	30	13	206	200	91
MONTREAL (8)	82	39	33	10	217	223	88
TORONTO (15)	82	30	38	14	214	267	74

ATLANTIC DIVISION

	GP	W	L	OT	GF	GA	PTS
NEW JERSEY (2)	82	48	27	7	222	191	103
PITTSBURGH (4)	82	47	28	7	257	237	101
PHILADELPHIA (7)	82	41	35	6	236	225	88
NY RANGERS (9)	82	38	33	11	222	218	87
NY ISLANDERS (13)	82	34	37	11	222	264	79

SOUTHEAST DIVISION

	GP	W	L	OT	GF	GA	PTS
WASHINGTON (1)	82	54	15	13	318	233	121
ATLANTA (10)	82	35	34	13	234	256	83
CAROLINA (11)	82	35	37	10	230	256	80
TAMPA BAY (12)	82	34	36	12	217	260	80
FLORIDA (14)	82	32	37	13	208	244	77

WESTERN CONFERENCE

CENTRAL DIVISION

	GP	W	L	OT	GF	GA	PTS
CHICAGO (2)	82	52	22	8	271	209	112
DETROIT (5)	82	44	24	14	229	216	102
NASHVILLE (7)	82	47	29	6	225	225	100
ST. LOUIS (9)	82	40	32	10	225	223	90
COLUMBUS (14)	82	32	35	15	216	259	79

PACIFIC DIVISION

	GP	W	L	OT	GF	GA	PTS
SAN JOSE (1)	82	51	20	11	264	215	113
PHOENIX (4)	82	50	25	7	225	202	107
LOS ANGELES (6)	82	46	27	9	241	219	101
ANAHEIM (11)	82	39	32	11	238	251	89
DALLAS (12)	82	37	31	14	237	254	88

NORTHWEST DIVISION

	GP	W	L	OT	GF	GA	PTS
VANCOUVER (3)	82	49	28	5	272	222	103
COLORADO (8)	82	43	30	9	244	233	95
CALGARY (10)	82	40	32	10	204	210	90
MINNESOTA (13)	82	38	36	8	219	246	84
EDMONTON (15)	82	27	47	8	214	284	62

----- TEAM STANDINGS -----

BY CONFERENCE

EASTERN CONFERENCE

	GP	W	L	OT	GF	GA	PTS
WASHINGTON	82	54	15	13	318	233	121
NEW JERSEY	82	48	27	7	222	191	103
BUFFALO	82	45	27	10	235	207	100
PITTSBURGH	82	47	28	7	257	237	101
OTTAWA	82	44	32	6	225	238	94
BOSTON	82	39	30	13	206	200	91
PHILADELPHIA	82	41	35	6	236	225	88
MONTREAL	82	39	33	10	217	223	88
NY RANGERS	82	38	33	11	222	218	87
ATLANTA	82	35	34	13	234	256	83
CAROLINA	82	35	37	10	230	256	80
TAMPA BAY	82	34	36	12	217	260	80
NY ISLANDERS	82	34	37	11	222	264	79
FLORIDA	82	32	37	13	208	244	77
TORONTO	82	30	38	14	214	267	74

WESTERN CONFERENCE

	GP	W	L	OT	GF	GA	PTS
SAN JOSE	82	51	20	11	264	215	113
CHICAGO	82	52	22	8	271	209	112
VANCOUVER	82	49	28	5	272	222	103
PHOENIX	82	50	25	7	225	202	107
DETROIT	82	44	24	14	229	216	102
LOS ANGELES	82	46	27	9	241	219	101
NASHVILLE	82	47	29	6	225	225	100
COLORADO	82	43	30	9	244	233	95
ST. LOUIS	82	40	32	10	225	223	90
CALGARY	82	40	32	10	204	210	90
ANAHEIM	82	39	32	11	238	251	89
DALLAS	82	37	31	14	237	254	88
MINNESOTA	82	38	36	8	219	246	84
COLUMBUS	82	32	35	15	216	259	79
EDMONTON	82	27	47	8	214	284	62

2009-10 STATISTICAL BREAKDOWN

Overall Record	51-20-11	Outshooting opponent	23-12-4
Home Record	27-6-8	Outshot	27-5-7
Road Record	24-14-3	Even shots	1-3-0
Last 5 games	4-0-1	vs. EASTERN CONFERENCE	12-4-2
Last 10 games	8-1-1	vs NORTHEAST	4-1-1
Overtime record (2009-10)	8-11	vs ATLANTIC	5-1-0
Overtime record (Franchise)	70-90-121	vs SOUTHEAST	3-2-1
1-Goal Game Record	20-6-11	vs. WESTERN CONFERENCE	39-16-9
2-Goal Game Record	11-4	vs CENTRAL	11-5-4
3-Goal Game Record	20-10	vs PACIFIC	14-6-4
Scoring First	31-3-5	vs NORTHWEST	14-5-1
Opp. Scoring First	20-17-6	October	9-4-1 (19 pts.)
Leading After 1 Period	23-1-4	November	9-2-3 (21 pts.)
Trailing After 1 Period	9-13-1	December	8-2-3 (19 pts.)
Tied After 1 Period	19-6-6	January	10-2-2 (22 pts.)
Leading After 2 Periods	36-0-5	February	4-3-0 (8 pts.)
Trailing After 2 Periods	5-18-3	March	7-7-1 (15 pts.)
Tied After 2 Periods	10-2-3	April	4-0-1 (8 pts.)

GOALS BY PERIOD	1	2	3	OT	T
SHARKS	68	99	89	1	257 (3.13 avg)
Opponents	58	84	62	5	209 (2.55 avg)
SHOTS BY PERIOD	1	2	3	OT	T
SHARKS	853	885	830	34	2601 (31.7 avg)
Opponents	826	858	839	48	2571 (31.3 avg)
POWER PLAY	G	ATT	PCT		
Overall	65	309	21.0% (4 th NHL)		
Home	31	158	19.6% (13 th NHL)		
Road	34	151	22.5% (3 rd NHL)		
9 Short-Handed Goals Allowed (T-26 th NHL)					

PENALTY KILLING	G	TSH	PCT
Overall	49	327	85.0% (5 th NHL)
Home	22	151	85.4% (8 th NHL)
Road	27	176	84.7% (4 th NHL)
8 Short Handed-Goals Scored (T-5 th NHL)			
PENALTIES	GP	MIN	AVG
SHARKS	82	1,155	14.1 (T-23 rd NHL)

SITUATIONAL GOALS FOR AND AGAINST

	GF	GA
Five-on-Five	165	134
Five-on-Four	62	9
Five-on-Three	1	0
Four-on-Four	9	12
Four-on-Three	1	0
Three-on-Three	0	0
Three-on-Four	0	1
Three-on-Five	0	4
Four-on-Five	8	45
Empty Net	8	4
Penalty Shot	3	0
Totals	257	209

INDIVIDUAL LEADERS

POINTS	Thornton (89), Marleau (83), Heatley (82)
GOALS	Marleau (44), Heatley (39), Pavelski (25)
ASSISTS	Thornton (69), Boyle (43), Heatley (43)
PP GOALS	Heatley (18), Marleau (12), Setoguchi (8)
SH GOALS	Marleau (4), Nichol, Thornton, Heatley, Pavelski (1)
GW GOALS	Heatley (9), Marleau (6), Pavelski (5)
3+ GOALS	Heatley (2), Marleau (1)
PIM	Clowe (131), Staubitz (110), Nichol (72)
SHOTS	Heatley (280), Marleau (274), Pavelski (228)

GOALTENDERS

GAMES PLAYED	Nabokov (71), Greiss (16)
MINUTES	Nabokov (4194), Greiss (782)
WINS	Nabokov (44), Greiss (7)
GOALS-AGAINST AVG.	Nabokov (2.43), Greiss (2.69)
SAVE PERCENTAGE	Nabokov (.922), Greiss (.912)
SHUTOUTS	Nabokov (3)

2009-10 SHARKS SPECIAL TEAMS SCORING

POWER PLAY

Player	G	A	P
Dany Heatley	18	12	30
Dan Boyle	6	23	29
Joe Thornton	4	25	29
Patrick Marleau	12	13	25
Ryane Clowe	2	13	15
Joe Pavelski	3	10	13
Jason Demers	3	8	11
Devin Setoguchi	8	2	10
Rob Blake	4	4	8
Manny Malhotra	2	6	8
Marc-Edouard Vlasic	1	1	2
Kent Huskins	0	2	2
Logan Couture	1	0	1
Douglas Murray	1	0	1
Scott Nichol	0	1	1
Jed Ortmeyer	0	1	1
Brad Staubitz	0	1	1

SHORT HANDED

Player	G	A	P
Patrick Marleau	4	0	4
Joe Thornton	1	2	3
Scott Nichol	1	1	2
Joe Pavelski	1	1	2
Dany Heatley	1	0	1
Rob Blake	0	1	1
Jed Ortmeyer	0	1	1

SHARKS 2009-10 HOME ROAD SCORING

		Home:					Road:					Total:				
Player	Pos	GP	G	A	P	+/-	GP	G	A	P	+/-	GP	G	A	P	+/-
Dany Heatley	R	41	23	23	46	21	41	16	20	36	-7	82	39	43	82	14
Patrick Marleau	L	41	23	23	46	20	41	21	16	37	1	82	44	39	83	21
Joe Pavelski	C	36	20	15	35	4	31	5	11	16	-3	67	25	26	51	1
Devin Setoguchi	R	36	12	10	22	4	34	8	6	14	-4	70	20	16	36	0
Ryane Clowe	L	41	10	21	31	2	41	9	17	26	-2	82	19	38	57	0
Joe Thornton	C	40	9	36	45	17	39	11	33	44	0	79	20	69	89	17
Manny Malhotra	C	37	9	15	24	13	34	5	4	9	4	71	14	19	33	17
Dan Boyle	D	36	7	20	27	10	40	8	23	31	-4	76	15	43	58	6
Jamie McGinn	L	32	6	0	6	1	27	4	3	7	-4	59	10	3	13	-3
Jed Ortmeyer	R	39	5	5	10	4	37	3	6	9	0	76	8	11	19	4
Rob Blake	D	35	4	13	17	12	35	3	10	13	2	70	7	23	30	14
Douglas Murray	D	39	2	12	14	8	40	2	1	3	-5	79	4	13	17	3
Marc-Edouard Vlasic	D	34	2	9	11	23	30	1	4	5	-2	64	3	13	16	21
Jason Demers	D	25	2	6	8	-2	26	2	11	13	7	51	4	17	21	5
Logan Couture	C	10	2	1	3	2	15	3	3	6	2	25	5	4	9	4
Scott Nichol	C	39	1	12	13	2	40	3	3	6	-2	79	4	15	19	0
Torrey Mitchell	C	31	1	5	6	6	25	1	4	5	0	56	2	9	11	6
Jay Leach	D	16	1	1	2	4	12	0	0	0	-1	28	1	1	2	3
Kent Huskins	D	41	0	9	9	3	41	3	10	13	3	82	3	19	22	6
Brad Staubitz	R	22	0	3	3	0	25	3	0	3	0	47	3	3	6	0
Frazer McLaren	L	13	0	2	2	2	10	1	3	4	4	23	1	5	6	6
Derek Joslin	D	12	0	1	1	2	12	0	2	2	-1	24	0	3	3	1
Jody Shelley	L	17	0	1	1	1	19	0	2	2	0	36	0	3	3	1
Niclas Wallin	D	9	0	1	1	3	14	0	1	1	-3	23	0	2	2	0
Ryan Vesce	R	4	0	0	0	0	5	3	2	5	-1	9	3	2	5	-1
Steven Zalewski	C	2	0	0	0	-2	1	0	0	0	0	3	0	0	0	-2
John McCarthy	L	2	0	0	0	-2	2	0	0	0	-1	4	0	0	0	-3
Benn Ferriero	C	8	0	0	0	2	16	2	3	5	2	24	2	3	5	4
Dwight Helminen	C	0	0	0	0	0	4	1	0	1	-1	4	1	0	1	-1
Joe Callahan	D	0	0	0	0	0	1	0	1	1	1	1	0	1	1	1

SHARKS 2009-10 GAME-BY-GAME RESULTS

H/A	#	DATE	TEAM	W/L/OT	SCORE	RECORD	SJ GOALS	PP	PK	SF-SA	SJ GOALTENDER
A	1	10/1/2009	Colorado	L	5-2	0-1-0	12, 12	1-6	3-4	40-20	Nabokov
A	2	10/3/2009	Anaheim	W	4-1	1-1-0	78, 12*, 19, 16	1-6	6-7	37-25	Nabokov
A	3	10/6/2009	Los Angeles	L	6-4	1-2-0	16, 4, 16, 15	4-4	3-4	29-30	Nabokov/GREISS
H	4	10/8/2009	Columbus	W	6-3	2-2-0	22, 15, 44, 15, 16, 15#	0-4	2-3	28-27	Nabokov
H	5	10/10/2009	Minnesota	W	4-2	3-2-0	41, 12, 15, 12	1-5	7-8	29-40	Nabokov
H	6	10/12/2009	Phoenix	OT SO	1-0	3-2-1	None	0-3	4-4	26-30	Nabokov
A	7	10/15/2009	Washington	L	4-1	3-3-1	78	0-3	4-5	28-36	Nabokov
A	8	10/17/2009	NY Islanders	W	4-1	4-3-1	12, 53, 19, 16	2-3	2-3	29-32	Nabokov
A	9	10/19/2009	NYRangers	W	7-3	5-3-1	59, 15, 41, 16, 16, 53, 12	2-7	2-3	30-29	Nabokov
A	10	10/22/2009	Tampa Bay	L	5-2	5-4-1	53, 22	1-3	1-1	34-25	Nabokov
A	11	10/24/2009	Atlanta	W	4-3	6-4-1	19, 15, 12, 12	2-4	3-4	24-27	Nabokov
A	12	10/25/2009	Philadelphia	W	4-1	7-4-1	15, 27, 27, 41	1-4	4-4	28-38	Greiss
H	13	10/28/2009	Los Angeles	W SO	2-1	8-4-1	12, 29 ¹	0-2	2-2	30-29	Nabokov
H	14	10/30/2009	Colorado	W	3-1	9-4-1	29, 15, 64	0-5	5-5	46-25	Nabokov
A	15	11/1/2009	Carolina	W	5-1	10-4-1	40, 59, 3, 44, 12	1-5	3-3	25-26	Nabokov
A	16	11/4/2009	Columbus	W SO	3-2	11-4-1	19, 15, 22 ¹	1-2	0-1	38-28	Nabokov
A	17	11/5/2009	Detroit	OT SO	2-1	11-4-2	39	0-3	2-2	34-36	Nabokov
H	18	11/7/2009	Pittsburgh	W	5-0	12-4-2	64, 8, 22, 15, 27	2-6	4-4	35-27	Nabokov
H	19	11/10/2009	Nashville	W	4-3	13-4-2	8, 64, 16, 22	0-1	2-2	29-26	Greiss
H	20	11/12/2009	Dallas	OT SO	3-2	13-4-3	15, 29	0-3	5-5	32-36	Nabokov
A	21	11/14/2009	St. Louis	W	3-1	14-4-3	15, 41, 19 ¹	2-5	6-6	17-39	Nabokov
A	22	11/15/2009	Chicago	L*	4-3	14-4-4	15, 60, 12	1-4	2-2	23-30	Nabokov
A	23	11/17/2009	Nashville	L	4-3	14-5-4	21*, 19, 12	0-2	2-4	32-31	Greiss
H	24	11/20/2009	Philadelphia	W	6-3	15-5-4	27, 15, 12, 15*, 15, 29	2-5	3-3	29-29	Nabokov
A	25	11/21/2009	Anaheim	W	3-2	16-5-4	29, 15, 19	1-3	2-4	36-30	Nabokov
H	26	11/25/2009	Chicago	L	7-2	16-6-4	22, 8	1-6	2-2	24-41	NABOKOV/Greiss
A	27	11/27/2009	Edmonton	W SO	5-4	17-6-4	12, 12, 29, 12*, 8 ¹	0-3	4-4	31-33	Nabokov
A	28	11/29/2009	Vancouver	W	4-2	18-6-4	68, 22, 27, 64	1-5	4-4	27-30	Nabokov
H	29	12/1/2009	Ottawa	W	5-2	19-6-4	12, 64, 12, 29, 27 ¹	0-3	3-4	33-27	Greiss
H	30	12/3/2009	St. Louis	OT SO	3-2	19-6-5	15, 8	0-5	3-3	34-30	Nabokov
H	31	12/5/2009	Calgary	L	2-1	19-7-5	29	0-3	5-5	36-36	Nabokov
H	32	12/9/2009	Los Angeles	L*	5-4	19-7-6	8, 12, 22, 27	1-7	3-5	34-28	Nabokov
H	33	12/11/2009	Dallas	OT SO	3-2	19-7-7	15, 4	0-2	4-5	35-44	Nabokov
A	34	12/12/2009	Phoenix	L	2-1	19-8-7	15	1-5	7-8	38-25	Greiss
H	35	12/17/2009	Anaheim	W	4-1	20-8-7	19, 12, 19, 16	1-5	3-4	37-21	Nabokov
A	36	12/21/2009	Dallas	W	4-2	21-8-7	8, 12, 12, 29 ¹	0-0	4-5	31-38	Nabokov
A	37	12/22/2009	Chicago	W	3-2	22-8-7	15, 19*, 60	0-5	7-7	14-47	Nabokov
H	38	12/26/2009	Anaheim	W	5-2	23-8-7	12, 12, 15, 29, 64	2-2	4-4	25-32	Nabokov
H	39	12/28/2009	Phoenix	W SO	3-2	24-8-7	16, 8*, 8 ¹	0-3	3-3	38-33	Nabokov
H	40	12/30/2009	Washington	W	5-2	25-8-7	8, 17, 29#, 8, 19#	0-3	4-4	33-26	Nabokov
A	41	12/31/2009	Phoenix	W SO	3-2	26-8-7	40, 22, 29 ¹	1-4	6-6	33-36	Greiss
H	42	1/2/2009	Edmonton	W	4-1	27-8-7	64, 3, 15, 12	0-4	5-5	27-23	Nabokov
H	43	1/4/2009	Los Angeles	L	6-2	27-9-7	3, 12	1-5	2-5	47-20	NABOKOV/Greiss
H	44	1/6/2009	St. Louis	W*	2-1	28-9-7	12, 15	1-4	4-5	44-29	Nabokov
H	45	1/9/2009	Detroit	L	4-1	28-10-7	12	0-2	1-1	32-22	Nabokov
A	46	1/11/2009	Los Angeles	W	2-1	29-10-7	22, 15	1-3	5-5	36-34	Nabokov
A	47	1/12/2009	Phoenix	W	3-1	30-10-7	12*, 12, 15	1-4	7-7	32-33	Nabokov
H	48	1/14/2009	Boston	OT SO	2-1	30-10-8	19	0-2	2-2	42-31	Nabokov
H	49	1/16/2009	Edmonton	W	4-2	31-10-8	12, 16, 16, 19	1-3	1-1	36-29	Greiss
H	50	1/18/2009	Calgary	W	9-1	32-10-8	8, 27, 21, 41, 15, 29, 16, 4, 15	2-5	3-3	46-22	Nabokov
A	51	1/19/2009	Los Angeles	W	5-1	33-10-8	12, 22, 29, 12, 29	3-3	5-5	24-37	Nabokov
H	52	1/21/2009	Anaheim	W	3-1	34-10-8	44, 4, 12 ¹	1-6	5-5	25-27	Nabokov
H	53	1/23/2009	Buffalo	W	5-2	35-10-8	8, 15, 8, 41, 41 ¹	0-4	3-4	40-24	Nabokov
H	54	1/28/2009	Chicago	L*	4-3	35-10-9	8, 8, 27	1-3	2-2	37-39	Nabokov
H	55	1/30/2009	Minnesota	W	5-2	36-10-9	60, 60, 8, 12, 12	4-7	3-5	36-38	Nabokov
H	56	2/2/2009	Detroit	L	4-2	36-11-9	19, 19	0-3	4-6	34-37	Nabokov
A	57	2/4/2009	St. Louis	W	4-2	37-11-9	12, 29, 16, 21	1-3	3-4	31-37	Greiss
A	58	2/6/2009	Nashville	W	4-3	38-11-9	59, 15, 4, 15	2-4	2-3	29-38	Nabokov
A	59	2/8/2009	Toronto	W	3-2	39-11-9	22, 8, 29	0-2	2-3	26-34	Nabokov
A	60	2/10/2009	Columbus	L	3-0	39-12-9	None	0-3	4-4	40-21	Greiss
A	61	2/11/2009	Detroit	W SO	3-2	40-12-9	19, 36, 12 ¹	0-2	5-6	26-52	Nabokov
A	62	2/13/2009	Buffalo	L	3-1	40-13-9	40	0-4	2-2	28-28	Nabokov
H	63	3/2/2009	New Jersey	L	4-3	40-14-9	16, 16, 8	1-1	2-3	20-25	Nabokov
H	64	3/4/2009	Montreal	W	3-2	41-14-9	12*, 15, 27	1-4	3-4	40-30	Nabokov
H	65	3/6/2009	Columbus	W	2-1	42-14-9	15, 8	1-8	4-4	44-22	Nabokov
H	66	3/11/2009	Nashville	W	8-5	43-14-9	15, 19, 15, 27, 8, 8, 12, 28 ¹	2-3	2-4	26-45	Nabokov
H	67	3/13/2009	Florida	L*	3-2	43-14-10	29, 12	1-2	3-3	39-28	Greiss
A	68	3/14/2009	Anaheim	L	4-2	43-15-10	19, 64	0-4	6-6	33-33	Nabokov
A	69	3/16/2009	Dallas	L	8-2	43-16-10	22, 16	1-5	3-5	47-31	NABOKOV/Greiss
A	70	3/18/2009	Vancouver	L	3-2	43-17-10	29, 8	0-2	1-3	34-26	Nabokov
A	71	3/19/2009	Calgary	L	4-3	43-18-10	15, 27, 22	0-3	3-3	28-24	Nabokov
A	72	3/21/2009	Edmonton	L	5-1	43-19-10	29	0-4	2-2	28-25	Nabokov
A	73	3/23/2009	Minnesota	W	4-1	44-19-10	8, 15, 17, 19 ¹	0-5	3-4	17-19	Nabokov
H	74	2/25/2009	Dallas	W	3-0	45-19-10	22, 4, 39	2-7	2-2	41-27	Nabokov
H	75	3/27/2009	Vancouver	W	4-2	46-19-10	15, 12, 8, 29 ¹	1-3	3-4	30-37	Nabokov

H	76	3/28/2009	Colorado	W	4-3	47-19-10	<u>16</u> , 41, 22, 16	1-1	2-3	32-45	Greiss
A	77	3/31/2009	Dallas	L	5-1	47-20-10	<u>39</u>	1-6	6-7	30-29	NABOKOV/Greiss
A	78	4/2/2009	Minnesota	W	3-2	48-20-10	27, 21, 39	0-3	5-6	28-29	Nabokov
A	79	4/4/2009	Colorado	L*	5-4	48-20-11	3, 64, 12, 8	0-3	5-6	22-40	Nabokov
A	80	4/6/2009	Calgary	W	2-1	49-20-11	<u>4</u> , 64	1-2	3-4	26-39	Nabokov
H	81	4/8/2009	Vancouver	W	4-2	50-20-11	8, 39, 19 , 27	0-6	5-5	31-32	Nabokov
H	82	4/10/2009	Phoenix	W SO	3-2	51-20-11	16, 12, ³⁹	0-2	0-0	30-29	Nabokov

KEY:W* = overtime win, L* = overtime loss, W SO = Shootout win, OT SO = shootout loss, power play, shorthanded *, game-winning, penalty shot #, empty net ^, shootout determining goal! (superscript)

FRANCHISE RECORDS TIED OR SET IN 2009-10

SHARKS LED THE LEAGUE IN:

FACEOFF % - 55.6%

WINS WHEN LEADING AFTER TWO PERIODS - 36

INDIVIDUAL FO% - Nichol, 60.6%

GAME WINNING GOALS – Dany Heatley, 9

FRANCHISE RECORDS BY TEAM:

WIDEST MARGIN OF VICTORY, HOME — 8 goals, 1/18/10 vs. Calgary [9-1 W])

MOST GOALS FOR, PERIOD AT HOME — 6, (2 times, most recent — 3/11/10 vs. Nashville (8-5 W), 3rd period

MOST PPG FOR, GAME ON ROAD — 4, 3 times, most recent --- 10/6/09 at Los Angeles [4-6 L], 4 of 4)

EARLIEST GOAL FROM START OF 3rd PERIOD, FOR — :09, 2 times, most recent --- 10/10/09 vs. Minnesota (4-2 W); Patrick Marleau

FEWEST GOALS ALLOWED, GAME AT HOME — 0 (52 times, most recent — 3/25/10 vs. Dallas [3-0 W])

FEWEST GOALS BY BOTH TEAMS, GAME AT HOME --- 0 (6 times, most recent --- 10/12/09 vs. Phoenix [0-1 L^{SO}])

FEWEST POINTS AGAINST, GAME — 0 (99 times, most recent — 3/25/10 vs. Dallas [3-0 W])

FEWEST PENALTIES FOR, GAME AT HOME — 0, (2 times, most recent — 4/10/10 vs. Phoenix [3-2 WSO]), 0 PIM

FEWEST PIM FOR, GAME AT HOME — 0, (2 times, most recent — 4/10/10 vs. Phoenix (3-2 W^{SO}))

FEWEST PENALTY MINUTES, GAME BY BOTH TEAMS, HOME — 4, (2 times, most recent — 4/10/10 vs. Phoenix (3-2 W^{SO}); 4 PHX, 0 S.J.

FEWEST PENALTIES, GAME BY BOTH TEAMS, HOME — 2, (2 times, most recent --- 4/10/10 vs. Phoenix (3-2 W^{SO}); 0 S.J., 2 PHX

FRANCHISE RECORDS BY INDIVIDUALS:

MOST ASSISTS BY A DEFENSEMAN IN A SEASON – Dan Boyle, 43

MOST ASSISTS, GAME — 4 (18 times, most recent — J. Thornton, 11/20/09 vs. Philadelphia [6-3 W])

BEST PLUS/MINUS, GAME — +6, 2 times, most recent, Dany Heatley, 10/8/09 vs. Columbus (6-3 W)

MOST POINTS, PERIOD — 4, (5 times, most recent — Joe Pavelski (2-2=4), 3/11/10 vs. Nashville (8-5 W, 3rd period)

MOST SHOTS, PERIOD — 7, (2 times, most recent — Dany Heatley, 12/3/09 vs. St. Louis (2-3 L^{SO}), 1st period

WORST PLUS/MINUS BY OPPONENT, GAME — -6, Ryan Suter, 3/11/10 vs. Nashville (8-5 W)

MOST CONSECUTIVE GAMES, ASSIST — 9, Joe Thornton [2-15=17], 11/15/09 thru 12/3/09)

MOST CONSECUTIVE GAMES PLAYED — 379, Joe Thornton – 12/2/05 thru 3/27/10

MOST MINUTES, GAME — 65:00 (86 times, most recent — Evgeni Nabokov, 4/10/10 vs. Phoenix [3-2 W^{SO}])

FEWEST GOALS ALLOWED, GAME — 0 (99 times, most recent — Evgeni Nabokov, 3/25/10 vs. Dallas [3-0 W])

SHARKS 2009-10 GAME-BY-GAME SUMMARIES

GAME 82 – 4/10/10 – SJ 3 vs. PHX 2 SO...San Jose concluded their 2009-10 regular season with a 3-2 shootout victory over the Phoenix Coyotes...**Devin Setoguchi** and **Patrick Marleau** scored for the Sharks...Marleau's 44th goal ties Owen Nolan for the second-most single-season goals in franchise history...**Evgeni Nabokov** earned his 44th win, also the second-most in franchise history

GAME 81 – 4/8/10 – SJ 4 vs. VAN 2...The Sharks grabbed an early 4-0 lead and then things got chippy. Team Teal amassed a season high 58 penalty minutes and received goals from four different players. **Torrey Mitchell** recorded his first career multi-point game (0-2=2).

GAME 80 – 4/6/10 – SJ 2 vs. CGY 1...The Sharks clinched their third consecutive Pacific Division crown receiving goals from **Rob Blake** and **Jamie McGinn**. The win was punctuated by a 38-save effort by **Evgeni Nabokov**.

GAME 79 – 4/4/10 – SJ 4 @ COL 5 OT...The Sharks rallied from a 4-2 deficit in the third period to send the game to overtime. **Joe Thornton** and **Dany Heatley** each recorded two assists and the Sharks received goals from four different players.

GAME 78 – 4/2/10 – SJ 3 @ MIN 2...After relinquishing an early two-goal lead, the Sharks received a late goal from **Logan Couture** to maintain their lead in the Western Conference. **Manny Malhotra** and **Scott Nichol** scored goals in the first and **Rob Blake** assisted on both.

GAME 77 – 3/31/10 – SJ 1 @ DAL 5...Steve Ott recorded a hat trick, the first three-goal game the Sharks have allowed to an individual this season, and **Thomas Greiss** replaced **Evgeni Nabokov** to start the third period.

GAME 76 – 3/28/10 – SJ 4 vs. COL 3...The Sharks won their fourth consecutive game in sweeping their four game homestand. **Joe Thornton's** iron man streak was snapped at 398 consecutive games (379 with San Jose). **Devin Setoguchi** scored a pair of goals with **Dan Boyle** and **Jed Ortmeyer** chipping in with tallies. **Thomas Greiss** stopped a career high 42 shots in the win.

GAME 75 – 3/27/10 – SJ 4 vs. VAN 2...The Sharks were paced by **Patrick Marleau**, who recorded a point on all four Sharks goals (1-3=4). **Ryane Clowe's** empty net goal pushed him ahead of **Scott Thornton** on the Sharks all-time list for points. **Dany Heatley** and **Joe Pavelski** also chipped in with goals as **Evgeni Nabokov** became the second goalie in the history of the NHL to record three consecutive 40-win seasons.

GAME 74 – 3/25/10 – SJ 3 vs. DAL 0...It was a milestone night for the Sharks as **Evgeni Nabokov** earned his 50th career shutout with 27 saves and **Rob Blake** tied Paul Coffey for third all-time for power play goals by a defenseman with his 135th career power play goal. **Logan Couture** scored his first career home goal and **Dan Boyle** chipped in with two points (1-1=2).

GAME 73 – 3/23/10 – SJ 4 @ MIN 1...The Sharks snapped a six-game winless streak (0-5-1) led by captain **Rob Blake's** three assist effort. The Sharks received goals from **Joe Pavelski**, **Dany Heatley**, **Torrey Mitchell** and **Joe Thornton**.

GAME 72 – 3/21/10 – SJ 1 @ EDM 5...The Sharks lost for their fifth consecutive game in regulation for the first time since March 9-19, 1997...**Ryane Clowe** scored the lone goal for San Jose...**Joe Thornton** assisted on the play, moving him into sole possession of 59th place on the NHL's all-time assist list.

GAME 71 – 3/19/10 – SJ 3 @ CGY 4...The Sharks gave up two goals in the first ten minutes of the game, forcing them to play comeback. **Dany Heatley** brought them within one goal in the second period, but the Flames scored two more in the second to extend their lead to three. **Manny Malhotra** and **Dan Boyle** each notched goals in the third, but the comeback effort wasn't enough as the Sharks suffered their fifth consecutive loss.

GAME 70 – 3/18/10 – SJ 2 @ VAN 3...San Jose suffered their fourth consecutive loss after giving up two first period power play goals. **Ryane Clowe** and **Joe Pavelski** each notched a goal, while **Kent Huskins** assisted on both goals. **Evgeni Nabokov** stopped 23 of the 26 shots he faced.

GAME 69 – 3/16/10 – SJ 2 @ DAL 8...The Sharks suffered their most lopsided defeat of the season after surrendering the first four goals of the game. **Dan Boyle** got the Sharks on the board and **Devin Setoguchi** added another to bring the deficit down to two, but Dallas posted a four goal third period to finish the game off.

GAME 68 – 3/14/10 – SJ 2 @ ANA 4...The Sharks lost in regulation on the second night of back-to-back games for the first time this season (8-1-2), falling to Anaheim 4-2 after falling behind 3-0. San Jose managed goals from **Joe Thornton** and **Jamie McGinn**, who posted a two-point night (1-1=2)...Both teams managed 33 shots. The Sharks were a perfect 6/6 on the penalty kill, moving them into first place in the NHL.

GAME 67 – 3/13/10 – SJ 2 vs. FLA 3 OT...The Sharks received first period goals from **Ryane Clowe** and **Patrick Marleau**, but couldn't hold on to their 2-0 lead as Florida came back to tie the game late in the third and eventually won it in overtime. **Thomas Greiss** stopped 25 of 28 shots.

GAME 66 – 3/11/10 – SJ 8 vs. NSH 5...The Sharks became the first team in NHL history to win three games in a row in regulation when trailing entering the third period. The Sharks used a franchise record-tying four point period by **Joe Pavelski** (2-2=4) to tie the franchise record for goals in a period (6). Thirteen different Sharks recorded a point in the game.

GAME 65 – 3/6/10 – SJ 2 vs. CBJ 1...**Dany Heatley** and **Joe Pavelski** scored goals 7:27 apart in the third period to lead the Sharks to victory. **Patrick Marleau** assisted on both goals and Steve Mason stopped 42 shots for the Blue Jackets.

GAME 64 – 3/4/10 – SJ 3 vs. MTL 2...In a chippy affair that featured 53 hits, the Sharks came back from a 2-1 deficit in the third period to snap their first two-game losing in regulation streak of the season. **Dan Boyle** missed his first career penalty shot, striking the crossbar with his attempt, but **Dany Heatley** would score a power play goal in the third and **Manny Malhotra** added the game winner 2:33 later. **Joe Thornton** played in his 900th career game and **Patrick Marleau** scored his 39th goal of the season, a career high.

GAME 63 – 3/2/10 – SJ 3 vs. NJ 4...The Sharks rallied for three goals in two minutes and forty-six seconds during the third period but could not get the tying tally. It marks the first time all season that the Sharks have lost back-to-back games in regulation. **Devin Setoguchi** (2-0=2) and **Joe Pavelski** (1-0=1) scored for the Sharks.

GAME 62 – 2/13/10 – SJ 1 @ BUF 3...The Sharks could not overcome a three-goal second period by Buffalo and ended their six-game road trip with a 4-2-0 record. **Kent Huskins** scored the Sharks lone goal.

GAME 61 – 2/11/10 – SJ 3 @ DET 2...**Evgeni Nabokov** stopped a career high 50 shots and an additional three more in the shootout to earn the victory for the Sharks. **Joe Thornton** notched the first goal for San Jose and **Dwight Helminen** posted his first goal as a Shark.

GAME 60 – 2/10/10 – SJ 0 @ CBJ 3...The Sharks outshot Columbus 40 to 21 but they could not solve Steve Mason thus snapping their eight game road winning streak. **Thomas Greiss** started in goal for San Jose, Stopping 18 of the 20 shots he faced.

GAME 59 - 2/8/10 - SJ 3 @ TOR 2...Devin Setoguchi assisted on goals by Joe Pavelski and Ryane Clowe, leading the charge for the Sharks. Dan Boyle registered his 11th goal of the season while Evgeni Nabokov earned his 33rd win stopping 32 of 34 shots.

GAME 58 – 2/6/10 – SJ 4 @ NSH 3...Dany Heatley scored two goals, including the game-winner while Evgeni Nabokov made 35 saves, including several game savers...Patrick Marleau (0-2=2) and Joe Thornton (0-2=2) added two assists each...Brad Staubitz and Rob Blake also added goals. Blake moved into sole possession of 10th place of the NHL's all-time goals list for defenseman.

GAME 57 – 2/4/10 – SJ 4 @ STL 2...Patrick Marleau, Ryane Clowe, Devin Steoguchi and Scott Nichol each netted goals...Clowe, Nichol (1-1=2) and Jed Ortmeyer (0-2=2) each had two points while Thomas Greiss made 35 saves to run his winning streak to three games.

GAME 56 – 2/2/10 – SJ 2 vs. DET 4...The Sharks lost in regulation for the first time in 10 games as Detroit rallied from a two-goal deficit...**Joe Thornton** posted two goals with **Dany Heatley** assisting on both...**Evgeni Nabokov** made 33 saves in the loss.

GAME 55 – 1/30/10 – SJ 5 vs. MIN 2...The Sharks connected on four power play goals including two from **Jason Demers**, which tied a franchise record for power play goals by a defenseman in a game (**Dan Boyle**, **Doug Wilson**). **Patrick Marleau** scored two goals in the game as well and **Joe Pavelski** connected on a goal for the third game in a row.

GAME 54 – 1/28/10 – SJ 3 vs. CHI 4 OT... After falling in a three-goal deficit, the Sharks scored three consecutive goals to extend the game to overtime. Troy Brouwer scored his second goal of the game in the extra frame as **Dany Heatley** recorded his 600th career point assisting on one of two **Joe Pavelski** goals.

GAME 53 – 1/23/10 – SJ 5 vs. BUF 2...**Joe Pavelski** and **Jed Ortmeyer** each potted two goals and **Evgeni Nabokov** stopped 38 shots. **Dany Heatley** became the second Shark of the season to reach 30 goals and the defensive pairing of **Marc-Edouard Vlasic** and **Jason Demers** shared the team lead with +3 plus/minus ratings.

GAME 52 – 1/21/10 – SJ 3 vs. ANA 1...**Patrick Marleau** had three points (1-2=3) and **Rob Blake** tied **Doug Wilson** in 10th place for goals by an NHL defenseman with his 237th career goals. **Evgeni Nabokov** allowed just one goal marking the sixth consecutive game that he has done so. **Marc-Edouard Vlasic** posted his first power play goal of the season.

GAME 51 – 1/19/10 – SJ 5 vs. LA 1...With three first period goals, the Sharks set a franchise record by stringing together four consecutive periods with scoring three or more goals. The 14 goals in a two game period also tied a franchise record. **Patrick Marleau** built upon his League-leading goal total with his 33rd and 34th of the season, **Ryane Clowe** posted two goals of his own and **Dan Boyle** led the team with three points (1-2=3).

GAME 50 – 1/18/10 – SJ 9 vs. CGY 1...The Sharks set a franchise record by receiving goals from eight different players, including two from **Dany Heatley**. Two entire line combinations (**Malhotra – Pavelski – Setoguchi** and **Clowe – Nichol – Ortmeyer**) had every player record a goal and **Joe Pavelski** led the team with four points (1-3=4). **Jay Leach** recorded his first point as a Shark with an assist.

GAME 49 – 1/16/10 – SJ 4 vs. EDM 2...**Devin Setoguchi** scored two goals, while **Joe Thornton** and **Patrick Marleau** each registered a goal and an assist. **Manny Malhotra** won all 12 faceoffs on the day in addition to assisting on both of Setoguchi's goals. **Thomas Greiss** earned his fifth victory on the season, stopping 27 of 29 shots.

GAME 48 – 1/14/10 – SJ 1 vs. BOS 2 SO...**Joe Thornton** scored against his former team but the Sharks could not score on Tim Thomas in the shootout.

GAME 47 – 1/12/10 – SJ 3 @ PHX 1...**Patrick Marleau** extended to his League-leading goal total with two, including a shorthanded strike and the game-winner. **Dany Heatley** added a goal and **Evgeni Nabokov** earned the win with 32 saves.

GAME 46 - 1/11/10 – SJ 2 @ LA 1...**Dany Heatley** scored his seventh game-winning goal of the season by notching his 26th on the year. **Dan Boyle** got the scoring started for the Sharks and added a helper on Heatley's game-winner. **Evgeni Nabokov** was the game's third star with 33 saves.

GAME 45 – 1/9/10 – SJ 1 vs. DET 4...The Sharks posted the first goal of the game but the Red Wings responded with four unanswered goals for the win. **Patrick Marleau** scored his 29th goal of the season to take over the League lead in goals.

GAME 44 – 1/6/10 – SJ 2 vs. STL 1 OT...**Dany Heatley** gave the Sharks their first overtime victory of the season with a breakaway goal, which was the Sharks 44th shot of the night. **Patrick Marleau** scored his 28th goal of the season extending his streak to three consecutive games and **Evgeni Nabokov** stopped 28 shots in the win.

GAME 43 – 1/4/10 – SJ 2 vs. LA 6...The Kings scored three goals in the first period, two goals 14-seconds apart in the second and a goal just 13-seconds into the third to capture the victory. **Patrick Marleau** grabbed a tie for the league lead in goals with his 27th and **Douglas Murray** scored his first career power play goal.

GAME 42 – 1/2/10 – SJ 4 vs. EDM 1...The win vaulted **Evgeni Nabokov** to 30th on the all-time wins list for goaltenders and **Douglas Murray** earned his first first-star of the season with a goal and an assist. The line of **Dany Heatley** (1-1=2), **Patrick Marleau** (1-1=2) and **Joe Thornton** (0-2=2) each posted two points in the game and with **Jamie McGinn**'s goal, the Sharks record improves to 7-0-0 when he scores this season.

GAME 41 - 12/31/09 - SJ 3 @ PHX 2 SO...**Thomas Greiss** stopped all six shooters in his first NHL shootout in addition to stopping 34 shots to gain the victory. **Ryane Clowe** was the only player to convert a shootout attempt in six rounds, **Dan Boyle** scored his 100th career goal and **Kent Huskins** rounded out the scoring for the Sharks seventh win in a row.

GAME 40 – 12/30/09 – SJ 5 vs. WSH 2...**Joe Thornton** and **Ryane Clowe** scored on two successful penalty shots for the first time in franchise history. **Joe Pavelski** notched two goals and **Torrey Mitchell** deposited his first goal of the season for the Sharks. **Evgeni Nabokov** earned his 22nd victory, stopping 24 of 26 shots.

GAME 39 – 12/28/09 – SJ 3 vs. PHX 2 SO...Featuring a battle of two Russian Olympic netminders, **Evgeni Nabokov** and **Ilya Bryzgalov** shined in a game that was decided in a shootout. **Joe Pavelski** scored a shorthanded goal in regulation and converted the only goal in the shootout to lead the Sharks.

GAME 38 – 12/26/09 – SJ 5 vs. ANA 2... **Patrick Marleau** scored the first two goals for the Sharks giving him his 300th and 301st career goals. **Joe Thornton** assisted on the first three goals, which gave him a goal or an assist on nine consecutive goals vs. Anaheim this season. **Dany Heatley**, **Ryane Clowe** and **Jamie McGinn** all connected on goals as well and **Rob Blake** chipped in with two assists.

GAME 37 – 12/22/09 – SJ 3 @ CHI 2...Playing for the second consecutive night, the Sharks used goals from **Dany Heatley**, **Joe Thornton** and **Jason Demers** to win. Outshot by a franchise record 33 shots, **Evgeni Nabokov** stopped 45 shots on the evening.

GAME 36 – 12/21/09 – SJ 4 @ DAL 2... The Sharks received two goals from **Patrick Marleau**, including the game-winner. **Ryane Clowe** and **Joe Pavelski** each scored a goal and **Dany Heatley** posted two assists.

GAME 35 – 12/17/09 – SJ 4 vs. ANA 1...**Joe Thornton** registered a four point night (2-2=4) and **Patrick Marleau** chipped in with three points (1-2=3) of his own in the victory. The win snapped a five-game losing streak for the Sharks (0-2-3) and **Devin Setoguchi** snapped an 11-game goalless streak.

GAME 34 – 12/12/09 – SJ 1 @ PHX 2...**Dany Heatley** scored a power play goal in the third period, but the Sharks could not overcome two second period goals that were scored by Phoenix in just 1:35. The Sharks out-shot the Coyotes 38-35 and **Thomas Greiss** stopped 33 shots in the loss.

GAME 33 – 12/11/09 – SJ 2 vs. DAL 3 SO...**Evgeni Nabokov** made 42 saves, but a late third period goal by the Stars sent the game to overtime and an eventual 11 round shootout in which **Matt Niskanen** scored the game winner. The Sharks received goals from **Dany Heatley** and **Rob Blake** in the defeat.

GAME 32 – 12/9/09 – SJ 4 vs. LA 5 OT...The Sharks allowed three second period goals to fall into a 4-2 hole, but chipped away with goals from **Dan Boyle** and **Manny Malhotra** to extend the game to overtime. **Joe Thornton** and **Ryane Clowe** each registered two assists on the night and **Patrick Marleau** and **Joe Pavelski** each scored goals.

GAME 31 – 12/5/09 – SJ 1 vs. CGY 2...**Ryane Clowe** extended his point streak to a career high nine games with a second period goal, but Calgary received goals from **Olli Jokinen** and **Daymond Langkow** to edge the Sharks.

GAME 30 – 12/3/09 – SJ 2 vs. STL 3 SO...The Sharks allowed a shorthanded goal with seven seconds left that allowed St. Louis to take the game to overtime and gain the win in a shootout. **Joe Thornton** (10 games) and **Ryane Clowe** (eight games) each extended their respective point streaks in the game.

GAME 29 – 12/1/09 – SJ 5 vs. OTT 2...The line of **Patrick Marleau** (2-0=2), **Dany Heatley** (0-2=2) and **Joe Thornton** (0-2=2) hooked up twice for goals and **Thomas Greiss** earned his third win of the season with 25 saves. **Milan Michalek**, returning to San Jose for the first time, scored both of Ottawa's goals. **Jonathan Cheechoo** and **Matt Carkner** also returned to HP Pavilion for the first time since leaving San Jose.

GAME 28 – 11/29/09 – SJ 4 @ VAN 2...The Sharks received goals from four different players including **Frazer McLaren**'s first career NHL goal. **Evgeni Nabokov** stopped 25 shots in the win and **Joe Thornton** extended his road point streak to 14 games and **Ryane Clowe** extended his overall point streak to six.

GAME 27 – 11/27/09 – SJ 5 @ EDM 4 SO...The Sharks overcame third-period deficits of 3-1 and 4-3 to defeat the Oilers in Edmonton...Highlighted by **Patrick Marleau**'s hat trick and three assists from **Joe Thornton**, **Joe Pavelski** scored the shootout game-winner while **Evgeni Nabokov** stopped all three Edmonton shooters. **Marleau** scored his third goal short-handed to tie the game at 18:34 of the third period.

GAME 26 – 11/25/09 – SJ 2 vs. CHI 7...The Sharks suffered their worst loss of the season, falling to the Blackhawks 7-2...San Jose allowed a franchise-record three short-handed goals and tied a franchise mark for most SH goals allowed in one period (two)...**Dan Boyle** and **Joe Pavelski** scored late in the third period for the Sharks.

GAME 25 – 11/21/09 – SJ 3 @ ANA 2...Joe Thornton scored the game-winning goal and added an assist on **Dany Heatley's** team-leading ninth power play goal. **Ryane Clowe** posted a goal in his second consecutive game and increased his point streak to three games.

GAME 24 – 11/20/09 – SJ 6 vs. PHI 3...Dany Heatley posted his second hat trick of the season and **Joe Thornton** tied a franchise-record with four assists as the Sharks swept the season-series with Philadelphia...**Manny Malhotra** and **Ryane Clowe** each had a goal and an assist...**Evgeni Nabokov** made 26 saves in the win.

GAME 23 – 11/17/09 – SJ 3 @ NSH 4...A last minute goal by **Patrick Marleau** shaved the lead to one goal, but the Sharks could not get the tying strike snapping their 12-game point streak (9-0-3). **Thomas Greiss** got his third start of the season and **Joe Thornton** (1-1=2) posted a multi-point game.

GAME 22 – 11/15/09 – SJ 3 @ CHI 4 OT...The Sharks extended their streak of not losing a game in regulation to 12 games (9-0-3). **Jason Demers** scored his first NHL goal and **Derek Joslin** recorded his first NHL point with an assist on **Patrick Marleau's** goal.

GAME 21 – 11/14/09 – SJ 3 @ STL 1...Evgeni Nabokov made 38 saves and **Dany Heatley** and **Jed Ortmeyer** scored 16-seconds apart in the second period to secure the win for the Sharks.

GAME 20 – 11/12/09 – SJ 2 vs. DAL 3 SO...Dany Heatley and **Ryane Clowe** each potted a goal for the Sharks, but Marty Turco did not allow a conversion in three shootout attempts to secure the victory for the Stars.

GAME 19 – 11/10/09 – SJ 4 vs. NSH 3...Dan Boyle assisted on the game-tying goal with 6:34 left in the third and scored the game-winner with just 1:00 remaining in the game. **Devin Setoguchi** scored the tying goal after missing the previous seven games due to injury. **Thomas Greiss** earned the win in his first appearance at HP Pavilion and **Joe Pavelski** posted a goal and an assist for the second consecutive game.

GAME 18 – 11/07/09 – SJ 5 vs. PIT 0...Evgeni Nabokov earned his 49th career shutout and Jamie McGinn scored his second of the season just 3:27 in to the game to earn the game-winner. **Dan Boyle** posted two points (1-1=2) and recorded a team-high +3 in the effort. **Jody Shelley** earned two fighting majors in the third period and **Brad Staubitz** earned one of his own.

GAME 17 – 11/05/09 – SJ 1 @ DET 2 SO...The Sharks went to their second consecutive shootout, but could not muster the extra point against the Red Wings. **Logan Couture** scored his first career NHL goal and **Joe Callahan** recorded an assist in his first career game as a Shark. **Evgeni Nabokov** stopped 35 shots in regulation and overtime.

GAME 16 – 11/04/09 – SJ 3 @ CBJ 2 SO...Dan Boyle scored the lone shootout goal to give the Sharks their sixth consecutive victory. It marked the first time since the inception of the shootout that the Sharks had a defenseman convert the winning attempt. **Joe Thornton** and **Dany Heatley** provided the Sharks goals, while **Evgeni Nabokov** stopped 26 of 28 shots. **Patrick Marleau** added an assist on Heatley's goal, giving him points in his last nine games.

GAME 15 – 11/01/09 – SJ 5 @ CAR 1... For the first time in almost six years, the Sharks received goals from three different defensemen (**Kent Huskins**, **Douglas Murray** and **Marc-Edouard Vlasic**) along with scores from **Brad Staubitz** and **Patrick Marleau**. **Joe Thornton** and **Ryane Clowe** posted two assists, **Logan Couture** picked up his first NHL point on Staubitz's game-winning goal while **Evgeni Nabokov** was solid in net, making 25 saves.

GAME 14 – 10/30/09 – SJ 3 vs. COL 1...The Sharks fired a season-high 46 shots, scoring three goals as they extended their win streak to four games...**Ryane Clowe** scored his first goal of the season and had two points (1-1=2) and **Patrick Marleau** had two assists...**Dany Heatley** and **Jamie McGinn** also scored for the Sharks.

GAME 13 – 10/28/09 – SJ 2 vs. LA 1 SO...Evgeni Nabokov stopped 28 shots during regulation and overtime and capped off a victory by stopping five out of six shooters in his second shootout of the season. **Patrick Marleau** scored the only tally for the Sharks while **Dany Heatley** and **Ryane Clowe** converted in the shootout.

GAME 12 – 10/25/09 – SJ 4 @ PHI 1...Manny Malhotra scored his first two goals as a Shark which gave him 200 career NHL points. **Thomas Greiss** earned first NHL start since Feb. 20, 2008 at New Jersey and stopped 37 shots in the win. The 37 saves were the most for a San Jose netminder in a winning effort since **Evgeni Nabokov** stopped 40 in a 4-3 victory at Colorado on Nov. 15, 2006.

GAME 11 – 10/24/09 – SJ 4 @ ATL 3...Dany Heatley posted a goal and an assist against his former team and **Patrick Marleau** led the way with two goals and an assist. **Joe Thornton** scored the other goal for the Sharks, **Ryan Vese** extended his point streak to four games with an assist and **Manny Malhotra** earned his first point as a Shark.

GAME 10 – 10/22/09 – SJ 2 @ TBL 5...The Lightning snapped the Sharks two-game win streak as James Wright scored his first career NHL goal just thirty seconds into the game. **Ryan Vese** extended his goal-streak to three games and **Dan Boyle** posted a power play tally against his former team.

GAME 9 – 10/19/09 – SJ 7 @ NYR 3...After falling in to a 2-0 hole, the Sharks scored six unanswered goals enroute to a 7-3 victory. Thirteen different players recorded at least a point, the most since Jan. 13, 2009 vs. Tampa Bay, led by three-point performances from **Devin Setoguchi** (2-1=3) and **Patrick Marleau** (1-2=3). **Brad Staubitz** and **Ryan Vese** each scored their second career goals in the game.

GAME 8 – 10/17/09 – SJ 4 @ NYI 1...Ryan Vese, recalled from Worcester earlier in the day, scored his first career goal just miles away from his hometown of Lloyd Harbor, NY. **Joe Thornton** registered three points (1-2=3) and **Evgeni Nabokov** appeared in his 500th career NHL game.

GAME 7 - 10/15/09 - SJ 1 @ WSH 4...Alexander Ovechkin scored twice within :28 during the second period to break the Sharks 11 game winning streak over the Capitals. **Benn Ferriero** scored the only goal in the game for the Sharks.

GAME 6 – 10/12/09 – SJ 0 vs. PHX 1 SO...For the second time in their last nine regular season games, the Sharks played to a 0-0 tie in regulation, with Phoenix gaining the extra point in the shootout...it was Evgeni Nabokov's seventh career shutout against the Winnipeg/Phoenix franchise, which is the most in NHL history.

GAME 5 - 10/10/09 - SJ 4 vs. MIN...Patrick Marleau (2-1=3) tied a franchise record for quickest goal to start a third period by scoring just nine seconds in to the final stanza. **Evgeni Nabokov** stopped 38 shots to secure the victory and **Jed Ortmeyer** and **Dany Heatley** rounded out the scoring.

GAME 4 - 10/8/09 - SJ 6 vs. CBJ 3...Dany Heatley recorded a hat trick in his home debut along with a franchise-record tying +6 plus/minus rating. **Joe Thornton** tied a franchise record as well, notching four assists in the game. **Devin Setoguchi** (1-1=2), **Dan Boyle** (1-2=3) also contributed multi-point nights.

GAME 3 - 10/6/09 - SJ 4 @ LA 6...The Sharks went 4-for-4 on the power play to tie the game in the third after falling into a 4-0 deficit. The Kings would answer with a goal from Teddy Purcell and Los Angeles held on to win. **Dany Heatley** scored his first goal as a Shark and **Devin Setoguchi** added two. **Kent Huskins** tied a Sharks franchise record with six blocked shots in the game.

GAME 2 - 10/3/09 - GAME 2 - SJ 4 @ ANA 1...Ben Ferriero scored his first career NHL goal with **Jason Demers** and **Frazer McLaren** assisting (first NHL point for each) to start the Sharks. **Patrick Marleau**, **Joe Thornton** and **Devin Setoguchi** rounded out the scoring with **Dany Heatley** earning two assists. The Sharks out-shot Anaheim 17-2 in the second period.

GAME 1 - 10/1/09 - SJ 2 @ COL 5...Patrick Marleau scored both goals for the Sharks with **Joe Pavelski** earning the primary assist on each. **Jason Demers** and **Benn Ferriero** both made their NHL debuts for the Sharks. **Dany Heatley**, **Scott Nichol**, **Manny Malhotra**, **Kent Huskins** and **Jed Ortmeyer** all made their Sharks debuts.

SHARKS ALL-TIME RECORD BOOK

(Thru 4/10/10)

(& Indicates set NHL Record; \$ Indicates tied NHL Record)

Bold indicates record set/tied in 2009-10

TEAM

GOALS

MOST GOALS, GAME AT HOME — 10, 3/30/01 vs. Columbus (10-2 W)

MOST GOALS, GAME ON ROAD — 10, 1/13/96 at Pittsburgh (10-8 W)

MOST GOALS AGAINST, GAME AT HOME — 11, 11/8/92 vs. Los Angeles (4-11 L)

MOST GOALS AGAINST, GAME ON ROAD — 13, 2/10/93 at Calgary (1-13 L)

MOST GOALS, GAME BY BOTH TEAMS AT HOME — 15 (2 times, most recent — 12/12/92 vs. Quebec [7-8 L OT])

MOST GOALS, GAME BY BOTH TEAMS ON ROAD — 18, 1/13/96 at Pittsburgh (10-8 W)

FEWEST GOALS, GAME AT HOME — 0 (43 times, most recent — 10/12/09 vs. Phoenix [0-1 L^{SO}])

FEWEST GOALS, GAME ON ROAD — 0 (44 times, most recent — 2/10/10 at Columbus [0-3 L])

FEWEST GOALS ALLOWED, GAME AT HOME — 0 (52 times, most recent — 3/25/10 vs. Dallas [3-0 W])

FEWEST GOALS ALLOWED, GAME ON ROAD — 0 (47 times, most recent — 3/15/09 at Anaheim [1-0 W])

FEWEST GOALS BY BOTH TEAMS, GAME AT HOME --- 0 (6 times, most recent --- 10/12/09 vs. Phoenix [0-1 L^{SO}])

FEWEST GOALS BY BOTH TEAMS, GAME ON ROAD --- 0 (3 times, most recent --- 3/26/01 at Los Angeles [0-0 T])

EARLIEST GOAL FROM START OF GAME, FOR — :08, 1/11/00 vs. St Louis (2-5 L); Stephane Matteau

EARLIEST GOAL FROM START OF 2nd PERIOD, FOR — :12, 11/28/92 at Minnesota (3-10 L); Lyndon Byers

EARLIEST GOAL FROM START OF 3rd PERIOD, FOR — :09, 2 times, most recent --- 10/10/09 vs. Minnesota (4-2 W); Patrick Marleau

EARLIEST GOAL FROM START OF OVERTIME, FOR — :22, 12/3/91 vs. Los Angeles (3-2 W OT); Brian Mullen

EARLIEST GOAL FROM START OF GAME, AGAINST — :14, 11/25/95 vs. Vancouver (7-2 W); Martin Gelinas

EARLIEST GOAL FROM START OF 2nd PERIOD, AGAINST — :12, 10/31/95 vs. N.Y. Rangers (3-5 L); Adam Graves

EARLIEST GOAL FROM START OF 3rd PERIOD, AGAINST — :09, 3/23/95 vs. Anaheim (3-6 L); Bobby Dollas

EARLIEST GOAL FROM START OF OVERTIME, AGAINST — :19, 3/18/07 at Colorado (3-4 L OT); Milan Hejduk

FASTEST 2 GOALS FROM START OF GAME, FOR — :47, 10/22/98 vs. Chicago (2-2 T), O. Nolan, J. Murphy

FASTEST 3 GOALS FROM START OF GAME, FOR — 5:56, 3/29/94 vs. Winnipeg (9-4W), J. Norton, S. Makarov, R. Whitney

FASTEST 4 GOALS FROM START OF GAME, FOR — 6:16, 3/29/94 vs. Winnipeg (9-4 W), J. Norton, S. Makarov, R. Whitney, G. Duchesne

FASTEST 5 GOALS FROM START OF GAME, FOR — 20:43, 12/23/08 vs. Vancouver (5-0- W), R. Blake, P. Marleau, D. Setoguchi, J. Thornton, T. Plihal

FASTEST 6 GOALS FROM START OF GAME, FOR — 22:38, 2/26/92 vs. Quebec (7-4 W), M. Sullivan, D. Bruce, J.F. Quintin, B. Lawton (2), P. Falloon

FASTEST 2 GOALS FROM START OF GAME, AGAINST — 1:05, 12/32/92 at Edmonton (2-4 L), P. Klima, Scott Mellanby

FASTEST 3 GOALS FROM START OF GAME, AGAINST — 6:24, 10/16/91 at Los Angeles (5-8 L), P. Ahola, B. Kudelski (2)

FASTEST 4 GOALS FROM START OF GAME, AGAINST — 9:51, 11/8/92 vs. Los Angeles (4-11 L), L. Robitaille, J. Kurri, C. Millen, L. Robitaille

FASTEST 5 GOALS FROM START OF GAME, AGAINST — 14:11, 12/5/95 at Colorado (2-12 L), V. Kamensky, M. Ricci, P. Forsberg, V. Kamensky, M.

Rucinsky

FASTEST 6 GOALS FROM START OF GAME, AGAINST — 19:17, 12/5/95 at Colorado (2-12 L), V. Kamensky, M. Ricci, P. Forsberg, V. Kamensky, M.

Rucinsky, J. Sakic

FASTEST 2 GOALS, FOR — :07, 11/5/92 vs. Buffalo (7-5 W); Larry DePalma, Dave Snuggerud

FASTEST 3 GOALS, FOR — :36, 11/3/01 vs. Vancouver (5-1 W), Jeff Jillson, Scott Thornton, Marco Sturm

FASTEST 4 GOALS, FOR — 2:27, 3/29/94 vs. Winnipeg (9-4 W); Jeff Norton, Sergei Makarov, Ray Whitney, Gaetan Duchesne

FASTEST 5 GOALS, FOR — 12:12, 1/13/09 vs. Tampa Bay (7-1 W), J. Thornton, M. Michalek, R. Clowe, J. Pavelski, T. Plihal

FASTEST 2 GOALS, AGAINST — :08, 3/15/00 vs. Buffalo (6-5 W OT), Doug Gilmour, Geoff Sanderson

FASTEST 3 GOALS, AGAINST — :36, 2/10/93 at Calgary (1-13 L); Gary Suter, Chris Lindberg, Ronnie Stern

FASTEST 4 GOALS, AGAINST — 1:21, 2/10/93 at Calgary (1-13 L); Theo Fleury, Gary Suter, Chris Lindberg, Ronnie Stern

FASTEST 5 GOALS, AGAINST — 6:43, 10/21/02 vs. Vancouver (2-5 L); Markus Naslund (3), Brendan Morrison, Trent Klatt

MOST CONSECUTIVE GOALS GAME, FOR — 9, 1/4/07 vs. Detroit (9-4 W)

MOST CONSECUTIVE GOALS GAME, AGAINST — 13, 2/10/93 at Calgary (1-13 L)

MOST GOALS FOR, PERIOD AT HOME — 6, (2 times, most recent — 3/11/10 vs. Nashville (8-5 W), 3rd period

MOST GOALS FOR, PERIOD ON ROAD — 5 (2 times, most recent — 10/27/96 at Chicago, [7-6 W], 1st period)

MOST GOALS AGAINST, PERIOD AT HOME — 6, 12/5/91 vs. Pittsburgh (0-8 L), 2nd period

MOST GOALS AGAINST, PERIOD ON ROAD — 8, 12/17/91 at Pittsburgh (2-10 L), 2nd period

MOST GOALS FOR, BOTH TEAMS, PERIOD — 8 (3 times, most recent — 3/29/98 at Toronto, 3rd period [8-5 W], SJ: 4, TOR 4)

POINTS

MOST POINTS, GAME — 28, 1/13/96 at Pittsburgh (10-8 W; 10-18=28)

MOST POINTS AGAINST, GAME — 36, 2/10/93 at Calgary (1-13 L)

MOST POINTS GAME BY BOTH TEAMS — 50, 1/13/96 at Pittsburgh (10-8 W); 28 S.J., 22 PIT

FEWEST POINTS, GAME — 0 (87 times, most recent — 2/10/10 at Columbus [0-3 L])

San Jose Sharks 2009-10 Postseason Guide

FEWEST POINTS AGAINST, GAME — 0 (99 times, most recent — 3/25/10 vs. Dallas [3-0 W])

SHOTS

MOST SHOTS, GAME AT HOME — 57, 11/11/08 vs. Nashville (3-4 L^{OT})

MOST SHOTS, GAME ON ROAD — 50, 2 times, most recent --- 10/24/08 at Florida (3-4 L)

MOST SHOTS FACED, GAME AT HOME — 59, 12/26/92 vs. Los Angeles (7-2 W)

MOST SHOTS FACED, GAME ON ROAD — 57, 3/5/96 at Colorado (5-3 W)

MOST SHOTS, GAME BY BOTH TEAMS AT HOME — 99, 12/26/92 vs. Los Angeles (7-2 W); 59 L.A., 40 S.J.

MOST SHOTS, GAME BY BOTH TEAMS ON ROAD — 88, 2/14/92 at Buffalo (6-7 L); 49 BUF, 39 S.J.

FEWEST SHOTS, GAME AT HOME — 9, 11/4/98 vs. Dallas (4-0 W); Dal 21, S.J. 9

FEWEST SHOTS, GAME ON ROAD — 11 10/26/07 at Detroit (1-5 L); Det 39, S.J. 11

FEWEST SHOTS FACED, GAME AT HOME — 11, 10/28/08 vs. Pittsburgh (2-1 W)

FEWEST SHOTS FACED, GAME ON ROAD — 13, 2 times, most recent ---- 1/29/08 at Edmonton (3-0 W)

FEWEST SHOTS, GAME BY BOTH TEAMS AT HOME — 29, 11/27/93 vs. Anaheim (1-0 W); 15 ANA, 14 S.J.

FEWEST SHOTS, GAME BY BOTH TEAMS ON ROAD — 33, 11/20/93 at Hartford (3-2 W); 20 HFD, 13 S.J.

MOST SHOTS, PERIOD AT HOME — 26, 10/4/99 vs. Chicago (7-1 W), 3rd period

MOST SHOTS, PERIOD ON ROAD — 22, (2 times, most recent -- 1/28/07 at Vancouver [1-3 L], 2nd period

MOST SHOTS, OT AT HOME — 7, 4/7/09 vs. Colorado (1-0 W^{SO})

MOST SHOTS, OT ON ROAD — 8, 11/1/92 at Chicago (4-4 T)

MOST SHOTS FACED, PERIOD AT HOME — 25, 3/6/92 vs. Pittsburgh (3-7 L), 1st period

MOST SHOTS FACED, PERIOD ON ROAD — 25 (2 times, most recent — 3/5/96 at Colorado [5-3 W], 3rd period)

MOST SHOTS FACED, OT AT HOME — 6, 11/2/95 vs. New Jersey (3-3 T)

MOST SHOTS FACED, OT ON ROAD — 7 (2 times, most recent — 1/4/01 at Colorado [2-2 T])

FEWEST SHOTS, PERIOD AT HOME — 0, 2/26/98 vs. St. Louis (3-1 W), 3rd period

FEWEST SHOTS, PERIOD ON ROAD — 0, 1/24/96 at Detroit (2-4 L), 2nd period

FEWEST SHOTS FACED, PERIOD AT HOME — 0, (3 times, most recent --- 3/21/08 vs. Anaheim (2-1 W), 3rd period

FEWEST SHOTS FACED, PERIOD ON ROAD — 0, 11/23/02 at Pittsburgh (1-4 L), 3rd period

LARGEST MARGIN OUTSHOOTING, HOME — 30 --- 3/21/08 vs. Anaheim [2-1 W]; 13 ANA, 43 S.J.

LARGEST MARGIN OUTSHOOTING, ROAD — 27 --- 2/28/09 at Montreal [2-3 L], 21 MTL, 48 S.J.)

LARGEST MARGIN OUTSHOT, HOME — 29, 1/11/94 vs. Los Angeles (2-2 T); 39 L.A., 10 S.J.

LARGEST MARGIN OUTSHOT, ROAD — 33, 12/22/09 at Chicago (3-2 W); 47 CHI, 14 S.J.

SPECIAL TEAMS

MOST PPG FOR, GAME AT HOME — 6, 1/4/07 vs. Detroit (9-5 W), 6 of 9

MOST PPG FOR, GAME ON ROAD — 4, 3 times, most recent --- 10/6/09 at Los Angeles [4-6 L], 4 of 4)

MOST PPG AGAINST, GAME AT HOME — 5 (2 times, most recent — 12/5/92 vs. Pittsburgh [4-9 L], 5 of 7)

MOST PPG AGAINST, GAME ON ROAD — 5 (3 times, most recent — 2/18/04 at Nashville [3-7 L], 5 of 7)

MOST PPG FOR, PERIOD, AT HOME — 4, 1/4/07 vs. Detroit (9-5 W), 3rd period

MOST PPG FOR, PERIOD, ON ROAD — 3, 12/19/95 at Anaheim (7-4 W), 2nd period

MOST PPG AGAINST, PERIOD, AT HOME — 3, (2 times, most recent — 4/07/01 vs. Dallas (4-5 L), 2nd period

MOST PPG AGAINST, PERIOD, ON ROAD — 4, 2X MR, 1/14/06 at Montreal (2-6 L), 2nd period

MOST PPG, GAME BY BOTH TEAMS AT HOME — 7, 3 times, most recent --- 1/6/07 vs. Columbus (5-2 W); 2 CBJ, 5 S.J.

MOST PPG, GAME BY BOTH TEAMS ON ROAD — 7, 1/11/92 at Minnesota (4-7 L); 4 MIN, 3 S.J.

MOST PP ATTEMPTS FOR, GAME AT HOME — 13, (10/21/06 vs. Detroit (5-1 W), 5 of 13

MOST PP ATTEMPTS FOR, GAME ON ROAD — 10, 2X MR, 10/12/06 at Edmonton (4-6 L), 3 of 10

MOST PP ATTEMPTS AGAINST, GAME AT HOME — 11, 12/5/91 vs. Pittsburgh (0-8 L), 5 of 11

MOST PP ATTEMPTS AGAINST, GAME ON ROAD — 13, 3/6/01 at Tampa Bay (1-2 L OT), 0 of 13

MOST PP ATTEMPTS, GAME, BOTH TEAMS AT HOME — 19 (5 times, most recent — 10/21/06 vs. Detroit [5-1 W]; DET: 1 of 6, SJ: 5 of 13)

MOST PP ATTEMPTS, GAME, BOTH TEAMS ON ROAD — 21, 3/6/01 at Tampa Bay (1-2 L OT), SJ: 0 of 9, TB: 0 of 13

MOST CONSECUTIVE GAMES SCORING PPG — 11, 3/17/09 at Phoenix thru 4/5/09 at Anaheim [13 of 37])

MOST CONSECUTIVE GAMES ALLOWING PPG — 13, 11/22/95 at Detroit thru 12/19/95 at Anaheim (17 of 68)

MOST CONSECUTIVE GAMES NOT SCORING A PPG — 7, 10/4/97 vs. Chicago thru 10/18/97 at Phoenix (0 for 34)

MOST CONSECUTIVE GAMES NOT ALLOWING A PPG — 11, 2/12/03 at Columbus thru 3/6/03 vs. Montreal (0 for 44)

MOST CONSECUTIVE CHANCES NOT SCORING PPG — 41, 10/4/97 vs. Chicago thru 10/18/97 at Phoenix

MOST CONSECUTIVE CHANCES NOT ALLOWING PPG — 45, 2/12/03 at Columbus thru 3/8/03 at Phoenix

MOST SHG, GAME — 3, 10/18/96 at Anaheim (4-1 W)

MOST SHG ALLOWED, GAME — 3, 11/25/09 vs. Chicago [2-7 L]

MOST SHG, PERIOD — 2, (3 times, most recent — 3/15/00 vs. Buffalo (6-5 W OT), Owen Nolan, Marco Sturm), 1st period

MOST SHG ALLOWED, PERIOD — 2 (5 times, most recent — 3/16/10 at Dallas [2-8 L]) 3rd period

MOST CONSECUTIVE GAMES SCORING A SH GOAL — 4, 12/1/96 at St. Louis thru 12/11/96 vs. Washington (Bernie Nicholls, Marty McSorley, Ron Sutter, Tony Granato)

MOST CONSECUTIVE GAMES ALLOWING A SH GOAL — 3, 11/10/95 vs. Pittsburgh thru 11/14/95 vs. N.Y. Islanders (Ron Francis, Sergei Fedorov, Dan Plante)

MOST PENALTIES FOR, GAME AT HOME — 18 (4 times, most recent — 10/4/99 vs. Chicago [7-1 W], 99 PIM)

MOST PENALTIES FOR, GAME ON ROAD — 21, 1/26/93 at Los Angeles (1-7 L), 92 PIM

MOST PENALTIES AGAINST, GAME AT HOME — 22, 2/18/93 vs. Winnipeg (5-3 W), 82 PIM

MOST PENALTIES AGAINST, GAME ON ROAD — 18, 10/13/91 at Chicago (3-7 L)

MOST PIM FOR, GAME AT HOME — 102, 2/5/97 vs. Los Angeles (3-2 W), 17 penalties

MOST PIM FOR, GAME ON ROAD — 95, 4/6/08 at Dallas (2-4 L), 20 penalties

MOST PIM AGAINST, GAME AT HOME — 88, 2/5/97 vs. Los Angeles (3-2 W), 14 penalties

MOST PIM AGAINST, GAME ON ROAD — 75, 2/13/97 at Chicago (3-7 L), 17 penalties

FEWEST PENALTIES FOR, GAME AT HOME — 0, (2 times, most recent — 4/10/10 vs. Phoenix [3-2 WSO]), 0 PIM

FEWEST PENALTIES FOR, GAME ON ROAD — 0, (2 times, most recent --- 3/6/07 at Minnesota [3-0 W]), 0 PIM

FEWEST PENALTIES AGAINST, GAME AT HOME — 1, (6 times, most recent — 3/2/10 vs. New Jersey [3-4 L]), 2 PIM

FEWEST PENALTIES AGAINST, GAME ON ROAD — 1, (13 times, most recent — 12/21/09 at Dallas [4-2 W]), 2 PIM

FEWEST PIM FOR, GAME AT HOME — 0, (2 times, most recent — 4/10/10 vs. Phoenix (3-2 W^{SO}))

FEWEST PIM FOR, GAME ON ROAD — 0, 2 times, most recent — 3/6/07 at Minnesota (3-0 W)

FEWEST PIM AGAINST, GAME AT HOME — 2, (6 times, most recent — 3/2/10 vs. New Jersey [3-4 L]), 1 penalty

FEWEST PIM AGAINST, GAME ON ROAD — 2, (12 times, most recent — 12/21/09 at Dallas [4-2 W]), 1 penalty

MOST PENALTY MINUTES, GAME BY BOTH TEAMS, HOME — 190, 2/5/97 vs. Los Angeles (3-2 W); 88 L.A., 102 S.J.

MOST PENALTY MINUTES, GAME BY BOTH TEAMS, ROAD — 160, 4/6/08 at Dallas (2-4 L); 65 DAL., 95 S.J.

FEWEST PENALTY MINUTES, GAME BY BOTH TEAMS, HOME — 4, (2 times, most recent — 4/10/10 vs. Phoenix (3-2 W^{SO}); 4 PHX, 0 S.J.

FEWEST PENALTY MINUTES, GAME BY BOTH TEAMS, ROAD — 6, (4 times, most recent — 3/9/08 at Minnesota (3-2 W^{SO}); 4 SJ, 2 MIN

FEWEST PENALTIES, GAME BY BOTH TEAMS, HOME — 2, (2 times, most recent --- 4/10/10 vs. Phoenix (3-2 W^{SO}); 0 S.J., 2 PHX

FEWEST PENALTIES, GAME BY BOTH TEAMS, ROAD — 3, 4 times, most recent — 3/9/08 at Minnesota (3-2 W^{SO}); 2 SJ, 1 MIN

STREAKS

LONGEST WINNING STREAK, OVERALL — 11 games, (2/21/08 at Philadelphia thru 3/14/08 vs. St. Louis)

LONGEST WINNING STREAK, HOME — 14 games, 3/19/08 vs. Minnesota thru 11/8/08 vs. Dallas

LONGEST WINNING STREAK, ROAD — 10 games, 11/14/07 at Dallas thru 12/31/07 at Minnesota

MOST CONSECUTIVE GAMES RECORDING A POINT, OVERALL — 20, 2/21/08 at Philadelphia thru 4/1/08 vs. Los Angeles (18-0-2)

MOST CONSECUTIVE GAMES RECORDING A POINT, HOME — 31, 3/3/08 vs. Montreal thru 1/13/09 vs. Tampa Bay (28-0-3)

MOST CONSECUTIVE GAMES RECORDING A POINT, ROAD — 14, 10/29/07 at Dallas thru 1/13/08 at Anaheim (12-0-2)

LONGEST LOSING STREAK, OVERALL — 17 games, 1/4/93 at Montreal (at Sacramento) thru 2/12/93 at Edmonton \$

LONGEST LOSING STREAK, HOME — 9 games, 11/19/92 vs. Toronto thru 12/19/92 vs. Vancouver

LONGEST LOSING STREAK, ROAD — 19 games, 11/27/92 at Winnipeg thru 2/12/93 at Edmonton

LONGEST WINLESS STREAK, OVERALL — 20 games, 12/29/92 at Vancouver thru 2/12/93 at Edmonton (0-19-1)

LONGEST WINLESS STREAK, HOME — 11 games, 3/29/03 vs. Dallas thru 11/18/03 vs. N.Y. Rangers (0-4-6-1) *(carries over 2002-03 and 2003-04 seasons)*

LONGEST WINLESS STREAK, ROAD — 19 games, 11/27/92 at Winnipeg thru 2/12/93 at Edmonton (0-19-0)

LONGEST SCORELESS STREAK, FOR — 171:22, 2/13/07 at St. Louis (3rd period) thru 2/18/07 at Dallas (3rd period)

LONGEST SCORELESS STREAK, OPPONENT — 171:18, 1/20/09 vs. Vancouver (1st period) thru 1/31/09 vs. Chicago (1st period)

WIDEST MARGIN OF VICTORY, HOME — 8 goals, 1/18/10 vs. Calgary [9-1 W])

WIDEST MARGIN OF VICTORY, ROAD — 8 goals, (2 times, most recent — 12/4/00 at Calgary [8-0 W])

WIDEST MARGIN OF DEFEAT, HOME — 8 goals (2 times, most recent — 11/10/95 vs. Pittsburgh [1-9 L])

WIDEST MARGIN OF DEFEAT, ROAD — 12 goals, 2/10/93 at Calgary (1-13 L)

MOST CONSECUTIVE OVERTIME GAMES — 3 (3 times, most recent — 10/29/05 vs. Calgary [3-2 W], 11/2/05 vs. Nashville [3-2 W], 11/4/05 @ Anaheim [1-0 W])

MOST CONSECUTIVE GAMEW WITHOUT GOING TO OVERTIME — 49, 10/7/06 vs. New York Islanders thru 1/26/07 at Edmonton

MOST CONSECUTIVE GAMES WITHOUT RECORDING A TIE — 49, 1/4/93 at Montreal (at Sacramento) thru 10/14/93 vs. Calgary

MOST CONSECUTIVE GAMES WITHOUT BEING SHUTOUT — 62, 4/19/95 at Dallas thru 2/10/96 at Los Angeles

MOST HAT TRICKS IN A GAME — 2, Owen Nolan and Jeff Friesen, 10/4/99 vs. Chicago (7-1 W)

MOST CONSECUTIVE GAMES SCORING A HAT TRICK — None

MOST CONSECUTIVE GAMES ALLOWING A HAT TRICK — 4, 2/9/92 thru 2/15/92; John Druce (WSH), Stephan Lebeau (MTL), Dale Hawerchuk (BUF), Jimmy Carson (DET)

INDIVIDUAL

MOST POINTS, GAME — 6, Owen Nolan, (3-3=6) 10/4/99 vs. Chicago (7-1 W)

MOST GOALS, GAME — 4, Owen Nolan, 12/19/95 at Anaheim (7-4 W)

MOST ASSISTS, GAME — 4 (18 times, most recent — J. Thornton, 11/20/09 vs. Philadelphia [6-3 W])

MOST PPG, GAME — 3, [2 times, most recent --- Ryane Clowe, 1/6/07 vs. Columbus (5-2 W)]

MOST SHG, GAME — 2 (2 times, most recent — Marco Sturm, 10/14/00 vs. Boston [5-2 W])

MOST SHOTS, GAME — 10, (3 times, most recent --- Devin Setoguchi, 11/11/08 vs. Nashville (3-4 L^{OT}))

MOST PENALTIES, GAME — 8, Link Gaetz, 3/6/92 vs. Pittsburgh (3-7 L), 27 PIM

MOST PIM, GAME — 41, Jody Shelley, 4/6/08 at Dallas (2-4 L), 7 penalties

BEST PLUS/MINUS, GAME — +6, 2 times, most recent, Dany Heatley, 10/8/09 vs. Columbus (6-3 W)

WORST PLUS/MINUS, GAME — -7, Doug Wilson, 2/3/93 vs. Minnesota (3-7 L)

MOST POINTS, PERIOD — 4, (5 times, most recent — Joe Pavelski (2-2=4), 3/11/10 vs. Nashville (8-5 W, 3rd period)

MOST GOALS, PERIOD — 3 (4 times, most recent — Joe Thornton (3-1=4), 3/25/08 at Phoenix (4-5 L^{OT}, 3rd period)

MOST ASSISTS, PERIOD — 4, Joe Thornton (0-4=4), 4/1/07 vs. Los Angeles (6-2 W, 2nd period)

MOST PPG, PERIOD — 3, Owen Nolan, 12/19/95 at Anaheim (7-4 W, 2nd period)

MOST SHG, PERIOD — 2, Jamie Baker, 1/6/96 at Los Angeles (5-7 L, 3rd period)

MOST SHOTS, PERIOD — 7, (2 times, most recent — Dany Heatley, 12/3/09 vs. St. Louis (2-3 L^{SO}), 1st period

MOST PENALTIES, PERIOD — 6, Jeff Odgers, 1/26/93 at Los Angeles [1-7 L], 1st period, 37 PIM

MOST PIM, PERIOD — 37 (2 times, most recent — Marty McSorley, 3/24/97 vs. Edmonton [1-5 L], 3rd period, 5 penalties)

MOST POINTS BY OPPONENT, GAME — 7, Mario Lemieux (1-6=7), 12/5/92 vs. Pittsburgh (4-9 L)

MOST GOALS BY OPPONENT, GAME — 5, Mike Ricci, 2/17/94 vs. Quebec (2-8 L)

MOST ASSISTS BY OPPONENT, GAME — 6, Mario Lemieux, 12/5/92 vs. Pittsburgh (4-9 L)

MOST PPG BY OPPONENT, GAME — 3, (2 times, most recent, Steve Sullivan, 2/18/04 at Nashville (3-7 L)

MOST SHG BY OPPONENT, GAME — 2, Brendan Shanahan, 10/4/01 vs. Detroit (3-4 L OT)

MOST SHOTS BY OPPONENT, GAME — 14, John Tucker, 12/16/92 vs. Tampa Bay (4-5 L OT)

MOST PENALTIES BY OPPONENT, GAME — 6, (2 times, most recent — Doug Weight, 12/28/00 vs. Edmonton [2-2 T])

MOST PIM BY OPPONENT, GAME — 39, Doug Weight, 12/28/00 vs. Edmonton (2-2 T)

BEST PLUS/MINUS BY OPPONENT, GAME — +9, Theo Fleury, 2/10/93 at Calgary, (1-13 L)

WORST PLUS/MINUS BY OPPONENT, GAME — -6, Ryan Suter, 3/11/10 vs. Nashville (8-5 W)

MOST POINTS BY OPPONENT, PERIOD — 4 (3 times, most recent — Stephane Richer [3-1=4], 3/29/93 at N.J. [0-5 L], 2nd period)

MOST GOALS BY OPPONENT, PERIOD — 3 (10 times, most recent — Ryan Smyth, 10/12/06 at Edmonton [4-6 L], 3rd period)

MOST ASSISTS BY OPPONENT, PERIOD — 3 (18 times, most recent — Darren McCarty, 11/21/96 vs. Detroit [1-6 L], 1st period)

MOST PPG BY OPPONENT, PERIOD — 2 (11 times, most recent — Ryan Smyth, 10/12/06 at Edmonton [4-6 L], 3rd period)

MOST SHG BY OPPONENT, PERIOD — 2, Kirk Maltby, 10/10/02 vs. Detroit (3-6 L)

MOST SHOTS BY OPPONENT, PERIOD — 8, 2 times, most recent — Alexander Ovechkin, 10/15/09 at Washington (1-4 L), 1st period

MOST PENALTIES BY OPPONENT, PERIOD — 6, Doug Weight, 12/28/00 vs. Edmonton (2-2 T), 1st period

MOST PIM BY OPPONENT, PERIOD — 39, Doug Weight, 12/28/00 vs. Edmonton (2-2 T), 1st period

MOST CONSECUTIVE GAMES, GOAL — 6, (4 times, most recent — Owen Nolan 1/20/03 thru 1/30/03)

MOST CONSECUTIVE GAMES, ASSIST — 9, Joe Thornton [2-15=17], 11/15/09 thru 12/3/09)

MOST CONSECUTIVE GAMES, POINT — 12, (2 times, most recent — Jonathan Cheechoo (10-9=19), 12/26/05 thru 1/24/06)

MOST CONSECUTIVE GAMES PLAYED — 379, Joe Thornton – 12/2/05 thru 3/27/10

FASTEST 2 GOALS, FOR — :17 Brad Stuart, 4/04/04 vs. Los Angeles (4-3 W OT)

FASTEST 3 GOALS, FOR — 13:00, Owen Nolan, 12/19/95 at Anaheim (7-4 W)

FASTEST 4 GOALS, FOR — 32:35, Owen Nolan, 12/19/95 at Anaheim (7-4 W)

FASTEST 2 GOALS, AGAINST — :14, Ryan Smyth, 10/12/06 at Edmonton (4-6 L)

FASTEST 3 GOALS, AGAINST — 2:01, Ryan Smyth, 10/12/06 at Edmonton (4-6 L)

FASTEST 4 GOALS, AGAINST — 10:48, Mike Ricci, 2/17/94 vs. Quebec (2-8 L)

FASTEST 5 GOALS, AGAINST — 40:16, Mike Ricci, 2/17/94 vs. Quebec (2-8 L)

GOALTENDERS

SHARKS

MOST MINUTES, GAME — 65:00 (86 times, most recent — Evgeni Nabokov, 4/10/10 vs. Phoenix [3-2 W^{SO}])

FEWEST GOALS ALLOWED, GAME — 0 (99 times, most recent — Evgeni Nabokov, 3/25/10 vs. Dallas [3-0 W])

MOST GOALS ALLOWED, GAME — 11, Arturs Irbe, 11/8/92 vs. Los Angeles (4-11 L)

MOST GOALS ALLOWED, PERIOD — 8, Jarmo Myllys, 12/17/91 at Pittsburgh (2-10 L), 2nd period

MOST SHOTS FACED, GAME — 59, Jeff Hackett, 12/26/92 vs. Los Angeles (7-2 W)

MOST SHOTS FACED, PERIOD — 25 (3 times, most recent — Wade Flaherty, 3/5/96 at Colorado [5-3 W], 3rd period)

MOST SAVES, GAME — 57, Jeff Hackett, 12/26/92 vs. Los Angeles (7-2 W)

MOST SAVES PERIOD — 24, Wade Flaherty, 3/5/96 at Colorado (5-3 W), 3rd period

FEWEST SHOTS FACED, GAME — 11, Evgeni Nabokov, 10/28/08 vs. Pittsburgh [2-1 W])

FEWEST SHOTS FACED, PERIOD — 0 (4 times, most recent — Evgeni Nabokov, 3/21/08 vs. Anaheim [2-1 W], 3rd period)

MOST PENALTIES, GAME — 3 (2 times, most recent — Steve Shields, 10/4/99 vs. Chicago [7-1 W])

MOST PIM, GAME — 17, Steve Shields, 10/4/99 vs. Chicago, 3 penalties [7-1 W]

MOST POINTS, GAME — 2, Vesa Toskala, 2/3/07 vs. Chicago (4-2 W)

LONGEST SHUTOUT STREAK — 170:58, Evgeni Nabokov, 1/20/09 vs. Vancouver (1st period) thru 1/31/09 vs. Chicago (1st period)

MOST SHUTOUTS, SEASON — 8, Evgeni Nabokov, 2003-04

MOST CONSECUTIVE STARTS — 50, Evgeni Nabokov, 3/24/07 at Carolina thru 1/12/08 vs. Toronto (30-12-7)

MOST CONSECUTIVE WINS IN A SINGLE SEASON — 10, Evgeni Nabokov, 2/21/08 at Philadelphia thru 3/14/08 vs. St. Louis

LONGEST UNBEATEN STREAK — 12, (Vesa Toskala, 4/3/06 at Dallas thru 10/23/06 at Columbus [12-0-0])
 LONGEST WINLESS STREAK — 19, (0-18-1) Jeff Hackett, 12/30/02 vs. Philadelphia thru 4/01/93 vs. Winnipeg

OPPONENTS

MOST MINUTES, GAME BY OPPONENT — 65:00 (95 times, most recent — Ilya Bryzgalov, 4/10/10 vs. Phoenix [3-2 W^{SO}])
FEWEST GOALS ALLOWED, GAME BY OPPONENT — 0 (86 times, most recent — Steve Mason, 2/10/10 at Columbus [0-3 L])
MOST GOALS ALLOWED, GAME BY OPPONENT — 10, Tom Barrasso, 1/13/96 at Pittsburgh (10-8 W)
MOST GOALS ALLOWED, PERIOD BY OPPONENT — 5, 4 times, most recent — Patrick Lalime, 3/07/02 vs Ottawa (5-2 W), 2nd period
MOST SHOTS FACED, GAME BY OPPONENT — 57, Dan Ellis, 11/11/08 vs. Nashville (3-4 L^{OT})
MOST SHOTS FACED, PERIOD BY OPPONENT — 25, Garth Snow, 10/13/97 vs. Philadelphia (2-3 L), 2nd period
MOST SAVES, GAME BY OPPONENT — 54, Dan Ellis, 11/11/08 vs. Nashville (3-4 L^{OT})
MOST SAVES, PERIOD BY OPPONENT — 25, Garth Snow, 10/13/97 vs. Philadelphia (2-3 L), 2nd period
FEWEST SHOTS FACED BY OPPONENT, GAME — 10, Kelly Hrudey, 1/11/94 vs. Los Angeles (2-2 T)
FEWEST SHOTS FACED BY OPPONENT, PERIOD — 0 (2 times, most recent — Jamie McLennan, 2/26/98 vs. St. Louis (3-1 W), 3rd period)
MOST PENALTIES, GAME BY OPPONENT — 2, (3 times, most recent) Marty Turco, 4/9/06 vs. Dallas (4-1 W)
MOST PIM, GAME BY OPPONENT — 10 (2 times, most recent. — Ed Belfour, 2/11/94 vs. Chicago [4-3 W])
MOST POINTS, GAME BY OPPONENT — 3 (0-3=3), Jeff Reese, 2/10/93 at Calgary (1-13 L) &

KEY:
 (& - NHL RECORD; \$ - TIES AN NHL RECORD)

SHARKS 2009-10 SEASON RECORD BOOK

HAT TRICKS SHARKS (3)

Goals	Player	Date	Game	Score	Goaltender(s)
3	Patrick Marleau	Nov. 27, 2009	at Edmonton	5-4 W (SO)	Jeff Deslauriers
3	Dany Heatley	Nov. 20, 2009	vs. Philadelphia	6-3 W	Ray Emery
3	Dany Heatley	Oct. 8, 2009	vs. Columbus	6-3 W	Steve Mason (2), Mathieu Garon (1)

OPPONENTS (1)

Goals	Player	Date	Game	Score	Goaltender(s)
3	Steve Ott	March 31, 2010	at Dallas	1-5 L	Evgeni Nabokov

SHUTOUTS SHARKS (3)

Date	Opponent	Goaltender	Score	Saves
March 25, 2010	vs. Dallas	Evgeni Nabokov	3-0 W	27
Nov. 7, 2009	vs. Pittsburgh	Evgeni Nabokov	5-0 W	27
Oct. 8, 2009	vs. Columbus	Evgeni Nabokov	0-1 SOL	30 (1/3 in shootout)

OPPONENTS (2)

Date	Opponent	Goaltender	Score	Saves
Feb. 10, 2010	at Columbus	Steve Mason	0-3	40
Oct. 12, 2009	vs. Phoenix	Ilya Bryzgalov	1-0 SOW	26 (2/3 in shootout win)

Penalty Shots SHARKS (5)

Date	Opponent	Player	Goaltender	Result	Time	Period	Score
March 4, 2010	vs. Montreal	Dan Boyle	Carey Price	Unsuccessful	13:31	2 nd	3-2 W
Dec. 30, 2009	vs. Washington	Joe Thornton	Michael Neuivirth	Successful	8:08	3 rd	5-2 W
Dec. 30, 2009	vs. Washington	Ryane Clowe	Michael Neuivirth	Successful	16:37	2 nd	5-2 W
Dec. 17, 2009	vs. Anaheim	Torrey Mitchell	J.S. Giguere	Unsuccessful	13:40	1 st	4-1 W
Oct. 8, 2009	vs. Columbus	Dany Heatley	Mathieu Garon	Successful	7:08	3 rd	6-3 W

OPPONENTS (1)

Date	Opponent	Player	Goaltender	Result	Time	Period	Score
April 2, 2010	vs. Phoenix	James Sheppard	Evgeni Nabokov	Unsuccessful	10:53	2 nd	3-2 W

EXTRA ATTACKER GOALS

SHARKS (4)

Date	Opponent	Goal Scorer	Time	Period	Final Score
March 19, 2010	at Calgary	Dan Boyle	18:09	3 rd	3-4 L
Nov. 27, 2009	at Edmonton	Ryane Clowe	8:28	3 rd	5-4 W SO
Nov. 17, 2009	at Nashville	Patrick Marleau	19:08	3 rd	3-4 L
Nov. 17, 2009	at Nashville	Scott Nichol (SH)	14:23	1 st	3-4 L

OPPONENTS (2)

Date	Opponent	Goal Scorer	Time	Period	Final Score
Dec. 22, 2009	at Chicago	Marian Hossa	18:09	3 rd	3-2 W
Dec. 3, 2009	vs. St. Louis	Carlo Colaiacovo	19:53	3 rd	2-3 L (SO)

OVERTIME VICTORIES (1)

Date	Opponent	GWG	Goaltender	Time	Score
Jan. 6, 2010	vs. St. Louis	Dany Heatley	Chris Mason	4:06	2-1

SHOOTOUT VICTORIES (7)

Date	Opponent	SO Winner	SJ Con/Att.	OPP Con/Att.	Score	Goaltender (SJ/OPP)
April 10, 2010	vs. Phoenix	Logan Couture	3/5	2/5	3-2	Evgeni Nabokov/Ilya Bryzgalov
Feb. 11, 2010	at Detroit	Patrick Marleau	1/3	0/3	3-2	Evgeni Nabokov/Jimmy Howard
Dec. 31, 2009	at Phoenix	Ryane Clowe	1/6	0/6	3-2	Thomas Greiss/Ilya Bryzgalov
Dec. 28, 2009	vs. Phoenix	Joe Pavelski	1/2	0/3	3-2	Evgeni Nabokov/Ilya Bryzgalov
Nov. 27, 2009	at Edmonton	Joe Pavelski	1/2	0/3	5-4	Evgeni Nabokov/Jeff Deslauriers
Nov. 4, 2009	at Columbus	Dan Boyle	1/2	0/3	3-2	Evgeni Nabokov/Steve Mason
Oct. 28, 2009	vs. Los Angeles	Ryane Clowe	2/6	1/6	2-1	Evgeni Nabokov/Jonathan Quick

OVERTIME LOSSES (5)

Date	Opponent	GWG	Goaltender	Time	Score
April 4, 2010	at Colorado	John-Michael Liles	Evgeni Nabokov	2:59	4-5
March 13, 2010	vs. Florida	Bryan Allen	Thomas Greiss	2:46	2-3
Jan. 28, 2010	vs. Chicago	Troy Brouwer	Evgeni Nabokov	1:37	3-4
Dec. 9, 2009	vs. Los Angeles	Dustin Brown	Evgeni Nabokov	1:16	4-5
Nov. 15, 2009	at Chicago	Brent Seabrook	Evgeni Nabokov	:41	3-4



SHOOTOUT LOSSES (6)

Date	Opponent	SO Winner	SJ Con/Att.	OPP Con/Att.	Score	Goaltender (SJ/OPP)
Jan. 14, 2010	vs. Boston	Zdeno Chara	0/4	1/4	1-2	Evgeni Nabokov/Tim Thomas
Dec. 11, 2009	vs. Dallas	Matt Niskanen	1/11	2/11	2-3	Evgeni Nabokov/Marty Turco
Dec. 3, 2009	vs. St. Louis	TJ Oshie	1/3	2/3	2-3	Evgeni Nabokov/Ty Conklin
Nov. 12, 2009	vs. Dallas	Stephan Robidas	0/3	1/3	2-3	Evgeni Nabokov/Marty Turco
Nov. 5, 2009	at Detroit	Pavel Datsyuk	0/2	2/3	1-2	Evgeni Nabokov/Chris Osgood
Oct. 12, 2009	vs. Phoenix	Lauri Korpikoski	1/3	2/3	0-1	Evgeni Nabokov/Ilya Bryzgalov

WORCESTER SHARKS (49-25-3-3, 1st ATLANTIC DIVISION – AHL)

Eastern Conference										
Rank	Atlantic Division	GP	W	L	OTL	SOL	PTS	PCT	GF	GA
1	y Worcester Sharks	80	49	25	3	3	104	0.650	275	239
2	x Portland Pirates	80	45	24	7	4	101	0.631	244	214
3	x Manchester Monarchs	80	43	28	3	6	95	0.594	213	200
4	x Lowell Devils	80	39	31	4	6	88	0.550	239	232
5	x Bridgeport Sound Tigers	80	38	32	4	6	86	0.537	201	220
6	Hartford Wolf Pack	80	36	33	6	5	83	0.519	231	251
7	Providence Bruins	80	36	38	5	1	78	0.487	207	226
8	Springfield Falcons	80	25	39	12	4	66	0.412	207	296
Rank	East Division	GP	W	L	OTL	SOL	PTS	PCT	GF	GA
1	y Hershey Bears	80	60	17	0	3	123	0.769	342	198
2	x Albany River Rats	80	43	29	3	5	94	0.588	244	231
3	x Wilkes-Barre/Scranton Penguins	80	41	34	2	3	87	0.544	239	229
4	Norfolk Admirals	80	39	35	3	3	84	0.525	208	214
5	Binghamton Senators	80	36	35	6	3	81	0.506	251	260
6	Syracuse Crunch	80	34	39	4	3	75	0.469	227	272
7	Adirondack Phantoms	80	32	41	3	4	71	0.444	199	251
Western Conference										
Rank	North Division	GP	W	L	OTL	SOL	PTS	PCT	GF	GA
1	y Hamilton Bulldogs	80	52	17	3	8	115	0.719	271	182
2	x Rochester Americans	80	44	33	2	1	91	0.569	253	247
3	x Abbotsford Heat	80	39	29	5	7	90	0.562	217	231
4	x Manitoba Moose	80	40	33	5	2	87	0.544	204	232
5	Toronto Marlies	80	33	35	6	6	78	0.487	193	261
6	Lake Erie Monsters	80	34	37	1	8	77	0.481	234	257
7	Grand Rapids Griffins	80	34	39	3	4	75	0.469	244	265
Rank	West Division	GP	W	L	OTL	SOL	PTS	PCT	GF	GA
1	y Chicago Wolves	80	49	24	1	6	105	0.656	264	214
2	x Texas Stars	80	46	27	3	4	99	0.619	238	198
3	x Rockford IceHogs	80	44	30	3	3	94	0.588	226	226
4	x Milwaukee Admirals	80	41	30	2	7	91	0.569	237	220
5	Peoria Rivermen	80	38	33	2	7	85	0.531	233	248
6	San Antonio Rampage	80	36	32	5	7	84	0.525	235	244
7	Houston Aeros	80	34	34	7	5	80	0.500	206	224
x= clinched playoff berth										
Y=clinched division title										

2009-10 WORCESTER SHARKS SCORING

#	Name	Pos	GP	G	A	PTS	+/-	PIM	PPG	SHG	SOG	Pt/G
4	Danny Groulx	D	80	14	52	66	17	80	6	1	264	0.82
15	Steven Zalewski	C	78	22	40	62	-13	20	9	2	195	0.79
23	Dan DaSilva	RW	72	21	32	53	23	65	2	0	196	0.74
 9	Logan Couture	C	42	20	33	53	16	12	6	1	130	1.26
* 21	Benn Ferriero	RW	58	19	31	50	-6	20	7	3	164	0.86
22	Andrew Desjardins	C	80	19	27	46	29	126	0	1	162	0.57
24	T.J. Trevelyan	LW	63	28	16	44	2	16	8	0	225	0.70
* 7	John McCarthy	LW	74	15	27	42	36	39	0	1	138	0.57
* 53	Brandon Mashinter	LW	79	22	15	37	1	117	5	0	163	0.47
25	Derek Joslin	D	55	5	27	32	14	29	2	0	145	0.58
17	Ryan Vesce	C	35	14	16	30	3	20	5	0	109	0.86
10	Dwight Helminen	C	74	12	10	22	-20	16	2	0	116	0.30
8	Mike Moore	D	64	3	19	22	16	82	1	0	81	0.34
* 11	Cory Quirk	C	59	8	13	21	8	14	0	1	86	0.36
 44	Jamie McGinn	LW	27	7	14	21	5	15	4	1	71	0.78
 5	Jason Demers	D	25	4	13	17	7	24	0	0	34	0.68
19	Michael Wilson	D	54	5	10	15	4	42	0	1	73	0.28
26	Joe Callahan	D	35	4	11	15	5	19	3	0	71	0.43
14	Frazer McLaren	LW	52	4	11	15	2	148	0	0	45	0.29
* 47	Kevin Henderson	LW	64	2	13	15	0	45	0	0	76	0.23
* 28	Dennis McCauley	LW	45	10	4	14	1	84	0	0	63	0.31
* 27	Nick Petrecki	D	65	2	12	14	-4	106	0	0	80	0.22
41	Brett Westgarth (total)	D	64	3	8	11	-3	95	0	0	48	0.17
	Worcester Sharks	D	18	0	3	3	1	27	0	0		0.17
	Bridgeport Sound Tigers	D	46	3	5	8	-4	68	0	0		0.17
 12	Matt Jones	RW	19	5	3	8	4	6	1	0	38	0.42
 16	Dean Strong	F	16	2	3	5	-3	2	0	0	24	0.31
* 3	Joe Loprieno	D	46	0	4	4	-1	52	0	0	33	0.09
* 38	James Marcou	F	4	1	2	3	0	0	0	0	7	0.75
 41	Torrey Mitchell	C	5	1	2	3	-2	10	1	0	9	0.6
* 44	Justin Braun	D	3	0	3	3	7	0	0	0	2	1.00
* 42	Nick Schaus	D	4	0	3	3	1	2	0	0	4	0.75
* 32	Alex Stalock	G	58	0	3	3	0	4	0	0	0	0.05
* 31	Tyson Sexsmith	G	13	0	2	2	0	0	0	0	0	0.15
 42	Trent Campbell	LW	3	1	0	1	-1	2	0	0	7	0.33
 38	Mathieu Curadeau	C	3	1	0	1	1	2	0	0	5	0.33
* 37	Tony Lucia	LW	4	1	0	1	-2	0	0	0	4	0.25
29	Frank Doyle	G	8	0	1	1	0	2	0	0	0	0.12
 33	Louis Liotti	D	10	0	1	1	-3	4	0	0	6	0.10
 18	Will Colbert	D	19	0	1	1	4	0	0	0	17	0.05
* 39	Matt Irwin	D	3	0	0	0	0	2	0	0	2	0
 37	Mitch Versteeg	D	3	0	0	0	-1	2	0	0	2	0

 = no longer on team

* = Rookie

GOALTENDERS			GP	Mins	GA	Shutouts	Avg.	W	L	SOL	SA	SVS	%
*	32	Alex Stalock	61	3534	155	4	2.63	39	19	2	1677	1522	0.908
	29	Frank Doyle	10	571	28	0	2.94	6	3	0	277	249	0.899
*	31	Tyson Sexsmith	13	716	47	1	3.94	4	6	1	336	289	0.86

2009-10 WORCESTER SHARKS NOTES

Top Worcester Sharks:

Goals	Trevelyan (28)
Game Winners	Couture (9)
Assists	Groulx (52)
Points	Groulx (14-52-66)
Power play Points	Zalewski (9-16-25)
Shots	Groulx (264)
PIM	McLaren (148)
Fighting Pen.	Mashinter (13)
Plus/Minus	McCarthy (+36)
Wins	Stalock (39)
G.A.A.	Stalock (2.63)
Save %	Stalock (.908)
Shutouts	Stalock (4)

*Team Awards:

MVP – Alex Stalock

Star of the Year – Alex Stalock

Rookie of the Year – Logan Couture

Unsung Heroes – Crazy Rats Line: DaSilva, Desjardins, and McCarthy.

*Team Record Breaking Season:

*The Sharks took home their first Atlantic Division Title this season with 104 points (49-25-3-3).

***49 Wins...** The Sharks record for most wins in a season was 42 set in 2008-09... Worcester had 49 wins this season, with the 43rd coming in Lowell on Sunday, March 21st.

***104 points....** The Sharks record for most points in a season was 93 points set in 2006-07.

***275 goals:...** The Sharks had 275 goals scored this season (3.44 goals per game). The team record for most goals in a season was 247 back in 2006-07.

***Home Cooking:....** The Sharks went 26-11-2-1 at the DCU Center this season : Worcester had a franchise best 24 wins at home in 2006-07...

***Road Warriors:...** The Sharks finished 23-14-1-2 on the road this season: Worcester had a franchise best 19 wins on the road last season.

*League Awards:

*Logan Couture and Alex Stalock were named to the AHL All-Rookie team. Worcester was the only team in the AHL to have two players named to the squad.

*Danny Groulx was named to the First Team AHL All-Star and won the Eddie Shore Award as the Best Defenseman in the AHL.

*Mike Moore was named the Sharks “Man Of the Year” for his dedication to the Worcester community over the course of the season.

*All-Stars:....

Logan Couture, Danny Groulx, and Alex Stalock represented the Sharks in the 2010 Time Warner Cable AHL All-Star Classic held January 18th and 19th at the Cumberland County Civic Center in Portland, Maine. Former AHL All-Stars for the Worcester Sharks include: Mathieu Darche (2007), Mike Iggy (2008), Derek Joslin (2009), and Ryan Vesce (2009).

Sharks in the Atlantic: Sharks take home Atlantic Division Title:

The Sharks finished swimming in 1st place with 104 points (49-25-3-3) in the Atlantic Division through 80 games, three points ahead of the second place Pirates, 9 points ahead of the third place Manchester Monarchs, and 16 points ahead of the fourth place Lowell Devils. The

Sharks had an 18 point cushion over 5th place Sound Tigers, a 21 point edge over the 6th place Wolf Pack and a 26 point advantage over the 7th place Bruins. The 8th place Springfield Falcons (66 points) rounded out a very choppy Atlantic Division.

***400 WINS:....**With the 4-1 victory vs. Springfield on November 1st, head coach Roy Sommer became just the 4th coach in AHL history to reach the 400 win plateau.

AHL COACHING WINS – ALL-TIME

1. Fred “Bun” Cook	1937-56	19seasons	1,171GP	636 WINS
2. Frank Mathers	1956-85	18seasons	1,256GP	610 WINS
3. John Paddock	1981-2009	15seasons	1,107GP	585 WINS
4. Roy Sommer	1998-current	12th season	960GP	442 WINS

*Worcester Sharks Head Coach Roy Sommer, who plays a major role in developing players for the San Jose Sharks, is currently the longest-tenured coach (12th season) in the American Hockey League. His current regular season record after the win is now: 442-402-57-59.

*Assistant Coach David Cunniff has joined Coach Sommer in 288 of the 442 victories (65%).

Shark Bites:

*Captains for the 2009-10 season: Captain Ryan Vesce (2nd year), Assistant Captains Derek Joslin (2nd year) and Mike Moore (1st year).... T.J. Trevelyan, Joe Callahan, Steven Zalewski, Frazer McLaren, and Dwight Helminen have also worn the “A” on their jerseys.

***From east to west.....** The Sharks had **12** players that saw action in both the AHL and NHL this season (McLaren, Zalewski, Vesce, Joslin, McGinn, Couture, Callahan, Ferriero, Mitchell, Demers, McCarthy, and Helminen). The Sharks had 11 players accomplish that feat last season. Logan Couture, Ryan Vesce, Benn Ferriero, Jason Demers, and Frazer McLaren have each recorded their first NHL goals this season. Jamie McGinn, Torrey Mitchell, Logan Couture, and Jason Demers are currently (April 14) on recall to San Jose. The Worcester Sharks had **67 CALL-UPS** this season to San Jose.

***You always remember your first.....** Dennis McCauley (10/10), John McCarthy (10/9), Brandon Mashinter (10/9), Logan Couture (10/10), Dean Strong (10/30), Nick Petrecki (1/23), Kevin Henderson (3/21), Tony Lucia (3/27), and James Marcou (4/7) all scored their first professional regular season goals this season.

***57....** Since a 3-1 loss in Portland on November 20th, the Sharks went 41-15-3-2 in their final 61 games.

***Quickest to 31 wins...** the Sharks hit the 31 win plateau in game #49 this season on February 5th. The Sharks hit 31 wins on March 6th last season in game #61, on April 12th in game #79 in 2007-08, and on March 16th in game #67 in 2006-07.

***55 shots...** the Sharks set an AHL high this season with 55 shots on goal vs. the Bruins on Saturday, January 9th... the highest total in Sharks history... The Sharks had 21 shots in the 1st, 15 in the 2nd, and 19 in the 3rd...Danny Groulx had ten shots in the game and Benn Ferriero had eight.

***9 goals....** The Sharks scored NINE goals for the first time in franchise history in Hartford in a 9-2 victory over the Wolf Pack on Wednesday, April 7. T.J. Trevelyan and Brandon Mashinter had two goals, while Danny Groulx, John McCarthy, Cory Quirk, Dan DaSilva, and James Marcou also scored goals for the Sharks. Worcester fired 38 shots on goal and scored three power play goals in the game. Worcester scored three goals in the first, one in the second, and five in the third period.

***The Comeback....** The Sharks trailed 5-1 with just over 23 minutes left against the Pirates on Sunday, January 10th before scoring FIVE unanswered goals to win in overtime.... The four goal deficit victory tied a Sharks record.

***3rd Best PP on Road...** the Sharks had the 3rd best power play on the road this season at a 20.0% rate. Overall, the Sharks power play ranked 11th in the AHL (18.6%).

***The PP with Logan and Demers...** the Sharks power play is 41-166 (24.7%) with Logan Couture in the lineup and 21-167 (12.5%) with OUT him in the lineup... the Sharks are 17-61 (27.9%) with Couture and Jason Demers both in the lineup... and 45-272 (16.5%) without BOTH of them not in the lineup.... Worcester had 41 power play goals in Logan’s 42 games but just 21ppg in the 38 games without Couture.

***These Sharks know how to score:...** Worcester finished 2nd in the AHL averaging 3.44 goals per game: The Sharks had 12 players with over 10 goals this season and five with at least 20 goals.

***Don’t allow FOUR:...** Team Teal went 42-5-1-0 in games when they allow three goals or less:

***Home Cooking:....** the Sharks went 21-5-2-1 in their last 29 games at the DCU Center...the Sharks finished 26-11-2-1 at the DCU Center this season:

***March Madness...** the Sharks went 11-4-0-0 (22 points) in the month of March, including 5-0-0-0 at home: Good for the most productive month in franchise history:

***Sharks rule the Atlantic...** the Sharks had 35 WINS in Atlantic Division games (35-18-3-2).

***4th BEST in AHL...** the Sharks finished with the 4th best winning percentage in the AHL with a .650 clip; trailing the Bears (.769), Bulldogs (.719), and Chicago (.656).

***Young Guns....**The average age of the Sharks roster is 23 (Currently the youngest team in the AHL as of Feb 25) which includes 15 rookies, five 2nd year players and two third year players. At the age of 29, Frank Doyle is the oldest while Nicholas Petrecki at 20 years old and seven months is the youngest.

***3 Top Rookies...** Worcester had three of the top 11 rookie point scorers in the AHL this season... Couture (3rd), Ferriero (6th), and McCarthy (11th).

***Logan among rookies...** Despite only playing 42 games, Couture finished 3rd in the AHL in rookie scoring with 53 points (20-33-53)... top 10 with 20 goals....7th among rookies with 33 assists... Logan became the first Sharks rookie in team history to record 20 goals in a season.

***Logan among everyone...** Logan finished 2nd in the AHL with NINE game winning goals in just 42 games played.

***Who's your BF?....** Benn Ferriero finished 6th in the AHL among rookies with 50 points (19-31-50) in just 58 games played this season... and led all rookies with three shorthanded goals... and was perfect in the shootout (4-for-4).

***Between the pipes....** Rookie Alex Stalock led the AHL with 39 wins and 2nd in minutes played with 3534 and 4th in saves with 1522...Stalock had the 12th most wins in AHL history in a single season and the most ever by a rookie netminder ... Stalock surpassed Thomas Greiss (30 wins in 2008-09) for most wins by a Sharks goaltender in a season in franchise history.

***Follow the leaders....** Danny Groulx was 1st in the AHL among d-men with 52 assists, 1st in shots with 264, and 1st in points (14-52-66).... Logan Couture 2nd in the AHL with nine game winning goals, 3rd in rookie scoring (20-33-53). Rookie Alex Stalock 1st in the AHL with 39 wins and 2nd in minutes played (3534).... Benn Ferriero led all AHL rookies with THREE shorthanded goals and 6th in rookie scoring with 50 points (19-31-50) in just 58 games played and 4th in power play points with 20, and John McCarthy was 3rd among rookies with a +36 rating and 11th with 41 points (14-27-41).

***Mr. Dependable....** Sharks defenseman Danny Groulx has played in 188 straight games, the current longest streak in the AHL... he dressed in all 80 games last season in Rockford.... Andrew Desjardins has dressed in 154 straight games for Worcester breaking the record held by Derek Joslin (114 games).

***John +1...** Worcester Sharks rookie John McCarthy finished with a +36 rating this season setting a franchise record. He ranked 3rd among AHL rookies.

***20-10 Vision....** Sharks rookie forward Brandon Mashinter finished with 22 goals and 13 fighting major penalties.... The first Sharks player ever to have double digits in both categories over the course of a season.

WESTERN CONFERENCE PLAYOFF TEAMS

CHICAGO BLACKHAWKS (52-22-8, 112 Points, 1ST Central Division, 2nd Western Conference)

<u>SAN JOSE VS. CHICAGO</u>	<u>W-L-OT</u>
SJ 2009-10 Record	1-1-2
SJ All-Time Record	37-23-5-6
SJ Home Record	19-11-3-2
SJ Road Record	18-12-2-4
Playoffs Record	<i>Never met</i>



SHARKS CAREER PLAYOFF SCORING VS. CHICAGO

	GP	G	A	PTS	PIM
None					

SHARKS CAREER PLAYOFF GOALTENDING VS. CHICAGO

	GP	W	L	GAA	SO
None					

CHICAGO CAREER PLAYOFF SCORING VS. SHARKS

	GP	G	A	PTS	PIM
None					

CHICAGO CAREER PLAYOFF GOALTENDING VS. SHARKS

	GP	W	L	GAA	SO
None					

All-Time Series...The Sharks are 37-23-5-6 all-time vs. Chicago, 15-3-0-3 in the last 21 regular season games...On Oct. 4, 1999 in a 7-1 victory in San Jose, former Sharks Owen Nolan and Jeff Friesen had hat tricks, the first multiple hat trick game in franchise history...On Dec. 28, 2002 in San Jose, Tyler Arnason registered his first career hat trick for Chicago...On Nov. 26, 2003 in San Jose, D Christian Ehrhoff scored his first NHL career goal (GWG) and added an assist in a 3-2 win over the Hawks...On Feb. 14, 2004 at Chicago, the Sharks scored all four goals in a 4-2 win on special teams--three goals on the power play and one goal shorthanded...On Feb. 3, 2007 at HP Pavilion, Vesa Toskala became the first Sharks goaltender to record a multi-point game with two assists...On March 13, 2007, Bill Guerin recorded a hat trick, including a successful penalty shot (the first of his career) in the Sharks 7-1 victory over Chicago...On March 21, 2007 at Chicago, the Sharks finished their 2006-07 season sweep of the Blackhawks on with a 4-1 victory. The win broke a Sharks franchise record for most wins in the season (45). In 2007-08 The Sharks swept the season series against the Blackhawks with a 3-2 victory on March 7, 2008. Jonathan Cheechoo scored his third goal in as many games and Evgeni Nabokov made 17 saves to record his 39th victory of the season. Joe Thornton added two assists in the effort as the Sharks won their eighth game in a row, tying the franchise record for consecutive wins.

2009-10: On Jan. 28, Joe Pavelski scored two goals and Dany Heatley recorded his 600th career point as the Sharks lost in overtime, 4-3...On Dec. 22, the Sharks pulled out a 3-2 win in Chicago despite being outshot by the largest margin in franchise history, 47-14...Evgeni Nabokov made 45 saves...On Nov. 25, Chicago scored three short-handed goals en route to a 7-2 win in San Jose...Marian Hossa scored two goals in his first game with Chicago and Duncan Keith had three assists...On Nov. 15, Jason Demers scored his first NHL goal and added an assist in a 4-3 overtime loss in Chicago....Derek Joslin recorded his first career point, an assist, and Dany Heatley scored his 14^h goal of the season...Jonathan Toews and Duncan Keith both had two assists for the Blackhawks.

WESTERN CONFERENCE PLAYOFF TEAMS

COLORADO AVALANCHE (43-30-9, 95 Points, 2nd Northwest Division, 8th Western Conference)

SAN JOSE VS. COLORADO W-L-OT

SJ 2009-10 Record	2-1-1
SJ All-Time Record	25-35-5-2
SJ Home Record	15-18-1-0
SJ Road	10-17-4-2
@ COL	10-14-4-2
@ QUE	0-3-0-0
Playoffs:	1999 WCQF: L 2-4
	2002 WCSF: L 3-4
	2004 WCSF: W 4-2



SHARKS CAREER PLAYOFF SCORING VS. COLORADO

	GP	G	A	PTS	PIM
Patrick Marleau (w/SJ 1999, 2002, 2004)	19	9	5	14	10

SHARKS CAREER PLAYOFF GOALTENDING VS. COLORADO

	GP	W	L	GAA	SO
Evgeni Nabokov (w/SJ 1999, 2002, 2004)	13	7	6	2.38	1

COLORADO CAREER PLAYOFF SCORING VS. SHARKS

	GP	G	A	PTS	PIM
Milan Hejduk (w/ COL 1999, 2002, 2004)	19	7	6	13	4
Adam Foote (w/COL 1999, 2002, 2004)	19	2	5	7	26
Stephane Yelle (w/COL 1999, 2002, w/CGY 2004, 2008)	26	2	3	5	16
John-Michael Liles (w/COL 2004)	6	0	0	0	4
Kyle Quiney (w/DET 2007)	6	0	0	0	2
Marek Svatos (w/COL 2004)	6	0	0	0	0

COLORADO CAREER PLAYOFF GOALTENDING VS. SHARKS

	GP	W	L	GAA	SO
None					

All-Time Series...The Sharks are 25-35-5-2 all-time vs. the Quebec/Colorado franchise...Evgeni Nabokov is 12-13-1-2 with a 2.66 GAA all-time, with five shutouts against the franchise...At HP Pavilion on Jan. 4, 2003, Steven Reinprecht netted his first NHL hat trick for the Avalanche...On Nov. 8, 2005 at the Pepsi Center, Avalanche C Pierre Turgeon became the 34th player in NHL history to score 500 career NHL goals...On Dec. 30, 2005 at HP Pavilion, Nils Ekman tied a franchise record with four assists as the Sharks defeated the Avalanche with a 5-2 win...On March 18, 2007 Ron Wilson became the 13th head coach in NHL history to reach the 1,000 game mark in a Sharks overtime loss to the Avs...On April 7, 2009 at San Jose, Evgeni Nabokov and Peter Budaj both earned a shutout as the game was scoreless in regulation. San Jose recorded the first 1-0 shootout win in franchise history. This was Nabokov's seventh shutout of the season, 47th of his career. Joe Pavelski scored the shootout game-winner.

2009-10: On Apr. 4, Dany Heatley and Joe Thornton had two assists each in a 5-4 overtime loss...On March 28, Devin Setoguchi scored two goals and Dan Boyle had a goal and an assist in a 4-3 Sharks win...Thomas Greiss made 42 saves and Joe Thornton missed his first game since becoming a Shark (lower body injury)...On Oct. 30, Ryane Clowe scored his first goal of the season and added an assist on Dany Heatley's game-winner...Jamie McGinn scored his first goal of the season and Evgeni Nabokov made 24 saves for the 3-1 win in San Jose...Craig Anderson made 43 saves in the losing effort...Patrick Marleau scored two goals and Joe Pavelski had two assists on opening night in a 5-2 loss in Colorado Oct. 1.

WESTERN CONFERENCE PLAYOFF TEAMS

DETROIT RED WINGS (44-24-14, 102 Points, 2nd Central Division, 5th Western Conference)

<u>SAN JOSE VS. DETROIT</u>	<u>W-L-OT</u>
SJ 2009-10	1-2-1
SJ All-Time Record	19-44-4-4
SJ Home	14-18-3-1
SJ Road	5-26-1-3
Playoffs	1994 WCQF: 4-3 W 1995 WCSF: 0-4 L 2007 WCSF: 2-4 L



SHARKS CAREER PLAYOFF SCORING VS. DETROIT

	GP	G	A	PTS	PIM
Rob Blake (w/ LA 2000, w/ COL 2002)	11	1	5	6	10
Joe Thornton (w/ SJ 2007)	6	1	4	5	10
Ryane Clowe (w/ SJ 2007)	6	1	2	3	0
Joe Pavelski (w/ SJ 2007)	3	0	0	0	0
Patrick Marleau (w/ SJ 2007)	6	0	0	0	2
Marc-Edouard Vlasic (w/ SJ 2007)	6	0	0	0	2
Kent Huskins (w/ANA 2007)	6	0	0	0	2
Niclas Wallin (w/CAR 2002)	5	0	0	0	2
Manny Malhotra (w/CBJ 2009)	4	0	0	0	0
Scott Nichol (w/NSH 2008)	2	0	0	0	0

SHARKS CAREER PLAYOFF GOALTENDING VS. DETROIT

	GP	W	L	GAA	SO
Evgeni Nabokov (w/ SJ 2007)	6	2	4	2.09	1

DETROIT CAREER PLAYOFF SCORING VS. SHARKS

	GP	G	A	PTS	PIM
Nicklas Lidstrom (w/ DET 1994, 1995, 2007)	17	4	7	11	6
Pavel Datsyuk (w/ DET 2007)	6	2	4	6	0
Kris Draper (w/ DET 1994, 1995, 2007)	17	3	3	6	14
Henrik Zetterberg (w/ DET 2007)	6	2	3	5	4
Tomas Holmstrom (w/ DET 2007)	3	2	1	3	2
Drew Miller (w/ANA 2009)	6	2	1	3	0
Daniel Cleary (w/ DET 2007)	6	1	1	2	2
Valtteri Filppula (w/ DET 2007)	6	0	1	1	0
Johan Franzen (w/ DET 2007)	6	0	1	1	4
Kirk Maltby (w/ DET 2007)	6	0	1	1	4
Todd Bertuzzi (w/DET 2007)	6	0	1	1	8
Brett Lebda (w/ DET 2007)	1	0	0	0	0
Brad May (w/PHX 2002)	5	0	0	0	0
Andreas Lilja (w/ DET 2007)	6	0	0	0	4

DETROIT CAREER PLAYOFF GOALTENDING VS. SHARKS

	GP	W	L	GAA	SO
Chris Osgood (w/DET 1994 and 2007 (no GP), STL in 2004)	11	4	6	1	2.42


All-Time Series... The Sharks are 19-44-4-4 all-time vs. Detroit, 11-11-0-3 in the last 25 games...Patrick Marleau has 38 points (17 goals and 21 assists) in 47 career games against Detroit...On April 6, 2002 in a 6-3 victory in San Jose, Marleau recorded the Sharks first hat trick against the Red Wings (and first of his career)...On Feb. 10, 2003 in Detroit, Brett Hull scored his 700th NHL goal...On Feb. 11, 2004 at Detroit, Mike Ricci played in his 1,000th NHL game...On Feb. 28, 2006 at HP Pavilion, the Sharks scored a franchise-record five power play goals in a 5-1 win...On Oct. 19, 2006, San Jose tied a franchise record set the previous season vs. Detroit with five power play goals and three in one period (first) in a 5-1 win...That same game, Vesa Toskala earned his 11th consecutive victory, extending the longest streak in Sharks history as well as securing the second longest unbeaten streak in team history...On Jan. 4, 2007, Patrick Marleau became the team's all-time scoring leader, surpassing Owen Nolan's 451 points with a four-point game (a goal and three assists)...On Oct. 30, 2008, rookie Jamie McGinn scored his first NHL goal and recorded his first NHL assist in a 4-2 victory at San Jose.

2009-10: On Feb. 11, Patrick Marleau scored the shootout-winning goal and Evgeni Nabokov made a career-high 50 saves in a 3-2 win...Dwight Helminen scored his first goal as a Shark...On Feb. 2, Detroit scored four unanswered goals to defeat the Sharks, 4-2...Joe Thornton had two goals...On Jan. 9, Patrick Marleau scored his 29th goal of the season as the Sharks lost 4-1...On Nov. 5, rookie Logan Couture scored his first NHL goal and Joe Callahan recorded his first assist with the Sharks in his first game with San Jose...Evgeni Nabokov made 35 saves in regulation as the Sharks lost in the shootout, 2-1.

WESTERN CONFERENCE PLAYOFF TEAMS

LOS ANGELES KINGS (46-27-9, 92 Points, 3rd Pacific Division, 6th Western Conference)

SAN JOSE VS. LOS ANGELES	W-L-OT
SJ 2009-10	3-2-1
SJ All-Time Record	56-42-7-4
SJ Home	33-16-3-2
SJ Road	23-26-4-2
Playoffs	<i>Never met</i>



SHARKS CAREER PLAYOFF SCORING VS. LOS ANGELES

	GP	G	A	PTS	PIM
Rob Blake (w/COL 2001, 2002)	14	3	3	6	6

SHARKS CAREER PLAYOFF GOALTENDING VS. LOS ANGELES

	GP	W	L	GAA	SO
None					

LOS ANGELES CAREER PLAYOFF SCORING VS. SHARKS

	GP	G	A	PTS	PIM
Ryan Smyth (w/EDM 2006)	6	2	5	7	2
Jared Stoll (w/EDM 2006)	6	2	1	3	10
Michal Handzus (w/STL 2000, w/PHX 2002)	12	0	3	3	8
Matt Greene (w/EDM 2006)	5	0	0	0	8

LOS ANGELES CAREER PLAYOFF GOALTENDING VS. SHARKS

	GP	W	L	GAA	SO
None					

All-time Series...The Sharks are 56-43-7-4 all-time vs. Los Angeles... Evgeni Nabokov is 25-13-2-2 with a 2.17 GAA in 44 career games against the Kings...Neither team has ever swept the season series...On March 31, 2004, the Sharks won their 10th game of the month marking the first time in franchise history that they have won 10 games in a single calendar month...On Nov. 22, 2006 at HP Pavilion, Sharks forward Joe Pavelski, who was called up from Worcester earlier in the day, scored his first career NHL goal in his first career NHL game. The same night, rookie defenseman Marc-Edouard Vlasic scored his first career NHL goal and recorded his first career multi-point game (1-1=2)...Patrick Marleau set a Sharks franchise record for most games played as the Sharks beat the Kings 3-1 on Dec. 12, 2006. Marleau skated in his 672nd game, passing former Shark Mike Rathje on the all-time games played list. Patrick Marleau became the all-time leading goal scorer in Sharks franchise history as the Sharks defeated the Kings 5-2 at the Staples Center in Los Angeles on Jan. 11, 2007...On April 1, 2007 in San Jose, Joe Thornton set a new franchise record for assists in a period with four and tied a franchise record for most assists in a game (four).Feb. 19, 2009 in San Jose, the Sharks and Kings went through a seven-round shootout, the longest ever at HP Pavilion, until San Jose pulled out a victory.

2009-10: On Jan. 19, Patrick Marleau and Ryane Clowe had two goals apiece as the Sharks beat the Kings 5-1...On Jan. 11, Dan Boyle had a goal and an assist and Evgeni Nabokov made 33 saves in a 2-1 win...On Jan. 4, 2010, the Kings scored three power play goals en route to a 6-2 win in San Jose...On Dec. 9, Ryane Clowe and Joe Thornton tallied two assists each for the Sharks and Dustin Brown scored in overtime to give the Kings a 5-4 win...On October 28, Evgeni Nabokov made 28 saves and stopped five of six shots in the shootout to earn the win in San Jose...Ryane Clowe scored the shootout-winning goal...On October 6, Devin Setoguchi scored two power play goals and Joe Thornton added three assists on the man-advantage in the Sharks 6-4 loss in Los Angeles....Dany Heatley scored his first goal as a Shark and added two assists while Rob Blake added a goal and assist against his former team.

WESTERN CONFERENCE PLAYOFF TEAMS

NASHVILLE PREDATORS (47-29-6, 100 Points, 3rd Central Division, 7th Western Conference)

SAN JOSE VS. NASHVILLE	W-L-OT
SJ 2009-10	3-1-0
SJ All-Time Record	24-15-2-3
SJ Home Record	14-5-1-2
SJ Road	10-10-1-1
Playoffs	2006 WCQF: 4-1 W 2007 WCQF: 4-1 W



SHARKS CAREER PLAYOFF SCORING VS. NASHVILLE

	GP	G	A	PTS	PIM
Patrick Marleau (w/SJ 2006, 2007)	10	10	4	14	4
Joe Thornton (w/SJ 2006, 2007)	10	0	10	10	4
Ryane Clowe (w/SJ 2007)	5	3	0	3	17
Scott Nichol (w/ DET 2008)	2	0	0	0	0
Joe Pavelski (w/SJ 2007)	3	1	0	1	0
Marc-Edouard Vlasic (w/SJ 2007)	5	0	1	1	0

SHARKS CAREER PLAYOFF GOALTENDING VS. NASHVILLE

	GP	W	L	GAA	SO
Evgeni Nabokov (w/SJ 2007)	5	4	1	2.39	0

NASHVILLE CAREER PLAYOFF SCORING VS. SHARKS

	GP	G	A	PTS	PIM
J.P. Dumont	5	4	2	6	0
Shea Weber	9	2	3	5	10
David Legwand	10	0	4	4	10
Jason Arnott	5	2	1	3	2
Martin Erat	8	1	2	3	6
Dan Hamhuis	10	0	3	3	4
Steve Sullivan	5	0	2	2	0
Ryan Suter	5	1	0	1	8
Jordin Tootoo	7	0	1	1	21
Jarred Smithson	8	0	0	0	21

NASHVILLE CAREER PLAYOFF GOALTENDING VS. SHARKS

	GP	W	L	GAA	SO
None					

All-Time Series... The Sharks are 24-15-2-3 all-time vs. Nashville...Evgeni Nabokov is 14-8-2-1 with a 2.26 GAA in 27 appearances...Patrick Marleau has 39 points (15 goals and 24 assists) in 42 games...On Nov. 20, 1998, Mike Rathje scored the first Sharks goal in team history against Nashville ...On Oct. 24, 2002, Jonathan Cheechoo scored his first NHL goal – the game-winner – in a 2-1 victory in Nashville...On Feb. 18, 2004, Steve Sullivan recorded a hat trick in his Nashville debut...On Nov. 2, 2005 in San Jose, Nolan Schaefer made his third career NHL start and extended his own franchise record for best start by a rookie goaltender by winning his third straight decision in a 3-2 overtime win...The Sharks won a regulation game in Nashville on Dec. 29, 2008 by a score of 5-2, the first time they've done so since Oct. 24, 2002...On Feb. 9, 2008 Former Sharks Head Coach Ron Wilson coached his 500th victory of his career and Jeremy Roenick played in his 1300th career NHL game ...On March 11, 2008 The Sharks won in Nashville, 2-1 to complete a four game series sweep of the Preds that season...The Sharks set a franchise record for shots in a game with 57 on Nov. 11, 2008...On Nov. 17, 2008, Brad Staubitz recorded his first NHL assist at Nashville in a 4-1 victory.

2009-10: On Mar. 11, the Sharks tied a franchise record by scoring six goals in the third period in an 8-5 win over Nashville...Joe Pavelski tied a franchise record with four points in the third period...On Feb. 6, Dan Heatley had two power play goals and added an assist in a 4-3 win in Nashville...On Nov. 17, Scott Nichol scored his first goal as a Shark, shorthanded, against his former team...Ortmeyer assisted on Nichol's goal, also against his former team...The Sharks scored goals with less than a minute remaining in both the second and third periods...Thomas Greiss made 27 saves...On Nov.10, Joe Pavelski scored his second goal in as many games and added an assist on Dan Boyle's game winner during a 4-3 win in San Jose...Thomas Greiss made his first home start and earned the win, stopping 23 shots...Boyle had a goal and an assist in the third period.

WESTERN CONFERENCE PLAYOFF TEAMS

PHOENIX COYOTES (50-25-7, 107 Points, 2nd Pacific Division, 4th Western Conference)

SAN JOSE VS. PHOENIX	W-L-OT
SJ 2009-10	4-1-1
SJ All-Time Record	49-40-7-7
SJ Home	25-16-4-5
SJ Road	24-24-3-2
@ PHX	20-17-0-2
@ WPG	4-7-3-0
Playoffs	2002 WCQF 4-1 W



SHARKS CAREER PLAYOFF SCORING VS. PHOENIX

	GP	G	A	PTS	PIM
Patrick Marleau (w/SJ 2002)	5	3	3	6	2

SHARKS CAREER PLAYOFF GOALTENDING VS. PHOENIX

	GP	W	L	GAA	SO
Evgeni Nabokov (w/ SJ 2002)	5	4	1	1.40	0

PHOENIX CAREER PLAYOFF SCORING VS. SHARKS

	GP	G	A	PTS	PIM
Shane Doan (w/PHX 2002)	5	2	2	4	6
Vernon Fiddler (w/NSH 2006 and 2007)	7	1	2	3	4
Adrian Aucoin (w/CGY 2008)	7	0	3	3	4
Mathieu Schneider (w/DET 2007)	5	1	2	2	2
Robert Lang (w/DET 2007)	6	1	0	1	2
Peteri Nokelainen (w/ANA 2009)	3	0	0	0	2
Matthew Lombardi (w/CGY 2004, 2008)	7	0	0	0	4
James Vandermeer (w/CGY 2008)	7	0	0	0	4

PHOENIX CAREER PLAYOFF GOALTENDING VS. SHARKS

	GP	W	L	GAA	SO
None					

All-Time Series...The Sharks are 48-40-7-7 all-time vs. the Winnipeg/Phoenix franchise and 19-8-0-4 in the last 31 games...On Jan. 4, 2002 in a 5-3 victory in San Jose, Mike Ricci earned his 500th career point with an assist on Scott Thornton's first goal...San Jose shutout Phoenix three times in the 2003-04 season...April 10, 2006 was a franchise record-setting night in Phoenix as Jonathan Cheechoo recorded his 50th and 51st goals of the season, becoming the first Shark to post 50 goals in a season...Joe Thornton assisted on both goals...Patrick Marleau was also credited with an assist on Cheechoo's 51st goal, giving both players 85 points and jointly breaking Owen Nolan's franchise record for most points in a season (previously set at 84), as the Sharks defeated the Coyotes 3-2 at Glendale Arena...On Dec. 11, 2006, Patrick Marleau played in his 671st game, tying him with Mike Rathje for first on the Sharks all-time games played list...On Nov. 10, 2007 The Sharks defeated the Coyotes 4-1 powered by Jeremy Roenick's 500th career goal, making him the 40th player all-time and just the third American-born player to reach that plateau...In a 2-0 win over Phoenix, the Sharks had the first NHL game with more than one goal in which all the goals were scored by a player or players born in Germany (Christian Ehrhoff, Marcel Goc). This win also gave Evgeni Nabokov back-to-back shutouts

2009-10: The Sharks concluded the regular season with a 3-2 shootout win over Phoenix at HP Pavilion, including Patrick Marleau's 44th goal of the season, tying Owen Nolan for second-most in a single-season...On Jan. 12, Patrick Marleau had two goals and an assist in a 3-1 win...On Dec. 31, Thomas Greiss stopped all six shots in his first career shootout for the 3-2 win...On Dec. 28, Joe Pavelski scored a shorthanded goal and the shootout determining goal while Evgeni Nabokov made 31 saves and stopped all three shootout attempts in a 3-2 Sharks victory...On Dec. 12, Thomas Greiss made 33 saves in a 2-1 loss...On Oct. 12, Evgeni Nabokov made 30 saves and Ilja Bryzgalov made 26 saves as both goaltenders earned shutouts...Phoenix won the shootout, 2-1.

WESTERN CONFERENCE PLAYOFF TEAMS

VANCOUVER CANUCKS (49-28-5, 103 Points, 1st Northwest Division, 3rd Western Conference)

<u>SAN JOSE VS. VANCOUVER</u>	<u>W-L-OT</u>
SJ 2009-10	3-1-0
SJ All-Time Record	36-38-9-3
SJ Home Record	20-17-5-2
SJ Road	16-21-4-1
Playoffs:	<i>Never met</i>



SHARKS CAREER PLAYOFF SCORING VS. VANCOUVER

	GP	G	A	PTS	PIM
Rob Blake (w/ LA 1991, 1993 and COL 2001)	16	3	9	12	22
Kent Huskins (w/ ANA 2007)	5	0	1	1	0

SHARKS CAREER PLAYOFF GOALTENDING VS. VANCOUVER

	GP	W	L	GAA	SO
None					

VANCOUVER CAREER PLAYOFF SCORING VS. SHARKS

	GP	G	A	PTS	PIM
Mikael Samuelsson (w DET 2007)	6	3	2	5	0
Pavol Demitra (w/ STL 2000 and 2001)	11	2	1	3	6
Darcy Hordichuk (w/ NSH 2007)	2	0	0	0	0
Ryan Johnson (w/ STL 2004)	3	0	0	0	0

VANCOUVER CAREER PLAYOFF GOALTENDING VS. SHARKS

	GP	W	L	GAA	SO
None					

All-Time Series...Sharks are 37-38-9-3 all-time vs. Vancouver...On Nov. 5, 2000 at Vancouver, Scott Thornton scored two goals in 22 seconds, then the fastest mark for two goals by one player...The On Nov. 3, 2001, San Jose scored three goals (Jeff Jillson, Scott Thornton and Marco Sturm) in 36 seconds -- a franchise record for the fastest three goals scored...The Sharks swept all four games in 2001-02, the first time that's happened in the series...On March 10, 2002 in Vancouver, Evgeni Nabokov scored an unassisted power play goal in the Sharks 7-4 victory ...In San Jose on Oct. 21, 2002, Markus Naslund recorded a hat trick in a 5-2 win...On March 9, 2007, Evgeni Nabokov's franchise record shutout streak was stopped at 166 minutes, seven seconds (166:07) when Taylor Pyatt scored in the third period. That goal also ended a team shutout streak of 167:16 (also a franchise record)...Jan. 10, 2008 The Sharks swept the season series against the Canucks by beating them for the fourth straight time

2009-10: On Apr. 8, Torrey Mitchell had two assists, his first multi-point game of his career, and the Sharks had 58 PIMs in a 4-2 win...On March 27, Patrick Marleau had a goal and three assists while Rob Blake had two assists in a 4-2 Sharks win...On Mar. 18, Roberto Luongo made 32 saves for a 3-2 Canuck victory...On Nov. 29, Frazer McLaren scored his first NHL goal in a 4-2 Sharks win...Joe Pavelski had two assists and Evgeni Nabokov made 25 saves.

SHARKS ALL-TIME PLAYOFF SCORING / GOALTENDING

Active Players in BOLD – STATS THROUGH 2009 POSTSEASON

RNK	LAST NAME	Updated		4/11/10 11:38 AM													PTS/ GM	SHOT/ GM
		POS	NO	PLAYER	GP	G	A	PTS	+/-	PIM	PP	SH	GW	OT	S	PCTG		
1	MARLEAU	C	12,14	Patrick Marleau	92	37	25	62	-6	42	14	3	10	1	214	17.3	0.67	2.3
2	DAMPHOUSSE	C	25	Vincent Damphousse	53	15	23	38	-6	68	5	3	3	0	119	12.6	0.72	2.2
3	CHEECHOO	R	14	Jonathan Cheechoo	58	16	19	35	8	32	3	0	3	0	158	10.1	0.60	2.7
4	THORNTON, J	C	19	Joe Thornton	41	6	29	35	-2	29	3	0	2	0	92	6.5	0.85	2.2
5	RICCI	C	18	Mike Ricci	59	14	19	33	8	26	4	0	2	0	77	18.2	0.56	1.3
6	NOLAN	R	11	Owen Nolan	40	15	12	27	10	54	4	2	5	0	146	10.3	0.68	3.7
7	LARIONOV	C	7	Igor Larionov	25	6	21	27	-5	12	0	0	0	0	46	13.0	1.08	1.8
8	RATHJE	D	2,40	Mike Rathje	71	9	14	23	14	45	7	0	0	0	61	14.8	0.32	0.9
9	DAHLEN	R	22	Ulf Dahlen	25	11	6	17	16	0	6	0	2	1	55	20.0	0.68	2.2
10	CLOWE	L	29	Ryane Clowe	31	10	7	17	-9	37	2	0	1	0	66	15.2	0.55	2.1
11	MAKAROV	R	24	Sergei Makarov	25	11	5	16	-1	8	3	0	2	0	34	32.4	0.64	1.4
12	THORNTON	L	17	Scott Thornton	41	10	5	15	4	42	0	0	1	0	76	13.2	0.37	1.9
13	MICHALEK	R	9	Milan Michalek	39	10	6	16	9	18	3	0	2	0	93	10.8	0.41	2.4
14	STURM	C/L	19	Marco Sturm	38	6	9	15	-4	12	0	0	1	0	72	8.3	0.39	1.9
15	FRIESEN	C/L	39,19	Jeff Friesen	34	5	10	15	15	30	1	0	0	0	72	6.9	0.44	2.1
16	OZOLINSH	D	6	Sandis Ozolinsh	25	3	12	15	10	14	1	0	0	0	38	7.9	0.60	1.5
17	EHRHOFF	D	10,44	Christian Ehrhoff	38	2	13	15	2	40	1	0	1	0	68	2.9	0.39	1.8
18	NORTON	D	5,8	Jeff Norton	38	1	14	15	4	39	0	0	0	0	41	2.4	0.39	1.1
19	KOROLYUK	L/R	15,94	Alexander Korolyuk	34	6	8	14	-2	18	2	0	2	0	62	9.7	0.41	1.8
20	HANNAN	D	43,22	Scott Hannan	58	1	12	13	9	79	1	0	1	0	75	1.3	0.22	1.3
21	WHITNEY	L/C	14	Ray Whitney	25	4	8	12	-7	10	0	0	1	1	31	12.9	0.48	1.2
22	SUNDSTROM	R	24	Niklas Sundstrom	30	1	11	12	1	10	0	0	0	0	31	3.2	0.40	1.0
23	PEDERSON,T.	D	41	Tom Pederson	24	1	11	12	20	10	0	1	0	0	48	2.1	0.50	2.0
24	STUART	D	7	Brad Stuart	46	3	8	11	14	27	1	0	0	0	56	5.4	0.24	1.2
25	SUTER	D	20	Gary Suter	25	2	9	11	-4	20	1	0	1	0	55	3.6	0.44	2.2
26	RIVET	D	52	Craig Rivet	24	2	9	11	-3	34	1	0	0	0	38	5.3	0.46	1.6
27	PAVELSKI	C	8	Joe Pavelski	25	6	5	11	2	9	2	0	3	1	68	8.8	0.44	2.7
28	SELANNE	R	8	Teemu Selanne	18	5	5	10	-1	4	2	0	1	0	40	12.5	0.56	2.2
29	ELIK	C	27	Todd Elik	14	5	5	10	-5	12	1	0	0	0	45	11.1	0.71	3.2
30	GARPENLOV	L	10	Johan Garpenlov	14	4	6	10	0	6	0	0	2	0	23	17.4	0.71	1.6
31	MATTEAU	R	37, 32	Stephane Matteau	35	2	8	10	-2	16	0	0	0	0	33	6.1	0.29	0.9
32	McLAREN	D	4	Kyle McLaren	43	0	10	10	-3	30	0	0	0	0	26	0.0	0.23	0.6
33	BAKER	C	13	Jamie Baker	25	5	4	9	-8	42	0	0	2	0	33	15.2	0.36	1.3
34	CARLE	C	25	Matthew Carle	33	2	7	9	4	8	1	0	1	0	32	6.3	0.27	1.0
35	RAGNARSSON	D	10,33	Marcus Ragnarsson	41	1	8	9	0	40	0	0	0	0	37	2.7	0.22	0.9
36	DIMITRAKOS	R	23	Nicholas Dimitrakos	15	1	8	9	2	8	0	0	1	1	22	4.5	0.60	1.5
37	GOC	C	57,11	Marcel Goc	37	3	5	8	3	8	0	0	1	0	38	7.9	0.22	1.0
38	PREISSING	D	42	Tom Preissing	22	1	7	8	0	4	0	0	0	0	25	4.0	0.36	1.1
39	FALLOON	R	17	Pat Falloon	25	4	3	7	-8	6	0	0	0	0	32	12.5	0.28	1.3
40	RISSMILLER	C	34	Patrick Rissmiller	30	3	4	7	-1	10	0	0	1	1	42	7.1	0.23	1.4
41	JANNEY	C	15	Craig Janney	11	3	4	7	13	4	0	0	1	0	17	17.6	0.64	1.5
42	EKMAN	L	28	Nils Ekman	27	2	5	7	-4	16	1	0	0	0	53	3.8	0.26	2.0
43	BERNIER	C	26	Steve Bernier	22	1	6	7	6	10	1	0	1	0	29	3.4	0.32	1.3
44	CAMPBELL	D	51	Brian Campbell	13	1	6	7	3	4	0	0	0	0	22	4.5	0.54	1.7
45	HOULDER	D	2	Bill Houlder	12	4	2	6	2	6	3	0	0	0	16	25.0	0.50	1.3
46	MARCHMENT	D	27	Bryan Marchment	40	3	3	6	5	38	0	0	0	0	49	6.1	0.15	1.2
47	HARVEY	R/C	13,9	Todd Harvey	46	2	4	6	-2	30	1	0	0	0	35	5.7	0.13	0.8
48	MORE	D	4	Jay More	24	0	6	6	-4	38	0	0	0	0	16	0.0	0.25	0.7
49	ROENICK	R	27	Jeremy Roenick	18	2	4	6	-1	14	1	0	0	0	31	6.5	0.33	1.7
50	ERREY	L	12	Bob Errey	14	3	2	5	-3	10	1	0	0	0	12	25.0	0.36	0.9
51	GRIER	R	25	Mike Grier	30	2	3	5	-3	35	0	0	0	0	61	3.3	0.17	2.0
52	MacLEAN	R	15	John MacLean	6	2	3	5	1	4	1	0	0	0	18	11.1	0.83	3.0
53	DUCHESNE	L	11	Gaetan Duchesne	14	1	4	5	-2	12	0	0	0	0	17	5.9	0.36	1.2
54	MURPHY	R	17	Joe Murphy	12	1	4	5	-1	24	1	0	0	0	31	3.2	0.42	2.6
55	NICHOLLS	C	9	Bernie Nicholls	6	0	5	5	-2	8	0	0	0	0	6	0.0	0.83	1.0
56	SETOGUCHI	R	16	Devin Setoguchi	15	2	3	5	-3	4	0	0	0	0	29	6.9	0.33	1.9
57	SMITH	C	16	Mark Smith	24	4	0	4	4	21	1	0	1	0	33	12.1	0.17	1.4
58	GRAVES	L	9	Adam Graves	12	3	1	4	-2	6	0	0	2	0	15	20.0	0.33	1.3
59	GRANATO	R	21	Tony Granato	23	2	2	4	0	20	0	0	0	0	27	7.4	0.17	1.2
60	McCAULEY	C	10	Alyn McCauley	17	2	2	4	0	6	0	0	0	0	15	13.3	0.24	0.9

61	BROWN	C	37	Curtis Brown	35	0	4	4	-6	24	0	0	0	0	38	0.0	0.11	1.1
62	SUTTER	C	12	Ron Sutter	24	1	2	3	-2	28	0	0	0	0	28	3.6	0.13	1.2
63	KROUPA	D	26,44	Vlastimil Kroupa	20	1	2	3	11	25	0	0	1	0	9	11.1	0.15	0.5
64	LOWRY	L	15,26	Dave Lowry	19	1	2	3	0	24	0	0	0	0	10	10.0	0.16	0.5
65	PRIMEAU	C	15	Wayne Primeau	17	1	2	3	-7	4	0	0	0	0	28	3.6	0.18	1.6
66	MITCHELL	C	17	Torrey Mitchell	17	1	2	3	-3	12	1	0	0	0	29	3.4	0.18	1.7
67	VLASIC	D	44	Marc-Edouard Vlasic	30	0	3	3	-3	2	0	0	0	0	23	0.0	0.10	0.8
68	BOYLE	D	22	Dan Boyle	6	2	2	4	-1	8	1	0	0	0	18	11.1	0.67	3.0
69	BLAKE	D	4	Rob Blake	6	1	3	4	-5	4	0	0	0	0	26	3.8	0.67	4.3
70	GAUDREAU	R	37	Rob Gaudreau	14	2	0	2	-1	0	1	1	0	0	14	14.3	0.14	1.0
71	ODGERS	R	36	Jeff Odgers	22	1	1	2	-2	34	0	0	0	0	11	9.1	0.09	0.5
72	MURRAY	D	41	Douglas Murray	19	1	1	2	-1	11	0	0	0	0	22	4.5	0.11	1.2
73	TANCILL	L/R	18	Chris Tancill	11	1	1	2	-7	8	0	0	0	0	16	6.3	0.18	1.5
74	CRAVEN	C/L	22	Murray Craven	6	1	1	2	-2	0	0	0	0	0	6	16.7	0.33	1.0
75	NABOKOV	G	35,20	Evgeni Nabokov	65	0	2	2	0	6	0	0	0	0	0	0.0	0.03	0.0
76	KYTE	D	2	Jim Kyte	11	0	2	2	-1	14	0	0	0	0	8	0.0	0.18	0.7
77	NIEMINEN	L	15	Ville Nieminen	11	0	2	2	-1	24	0	0	0	0	18	0.0	0.18	1.6
78	GUERIN	R	13	Bill Guerin	9	0	2	2	-3	12	0	0	0	0	22	0.0	0.22	2.4
79	DAVISON	D	5	Rob Davison	6	0	2	2	0	4	0	0	0	0	3	0.0	0.33	0.5
80	CRONIN	D	44	Shawn Cronin	23	1	0	1	-2	25	0	0	0	0	6	16.7	0.04	0.3
81	STERN	R	22	Ronnie Stern	9	1	0	1	-3	17	0	0	0	0	14	7.1	0.11	1.6
82	IAFRATE	D	43	Al Iafrate	6	1	0	1	-4	10	1	0	0	0	10	10.0	0.17	1.7
83	ZYUZIN	D	20	Andrei Zyuzin	6	1	0	1	-2	14	0	0	1	1	6	16.7	0.17	1.0
84	MARSHALL	D	6	Jason Marshall	17	0	1	1	1	25	0	0	0	0	13	0.0	0.06	0.8
85	GORGES		6	Josh Gorges	11	0	1	1	-1	4	0	0	0	0	6	0.0	0.09	0.5
86	VERNON	G	29	Mike Vernon	11	0	1	1	0	0	0	0	0	0	0	0.0	0.09	0.0
87	DONOVAN	R	42	Shean Donovan	7	0	1	1	-3	6	0	0	0	0	7	0.0	0.14	1.0
88	IRBE	G	32	Arturs Irbe	20	0	0	0	0	16	0	0	0	0	0	0.0	0.00	0.0
89	SHIELDS	G	31	Steve Shields	13	0	0	0	0	0	0	0	0	0	0	0.0	0.00	0.0
90	TOSKALA	G	35	Vesa Toskala	11	0	0	0	0	0	0	0	0	0	0	0.0	0.00	0.0
91	BRADLEY	R	28	Matt Bradley	10	0	0	0	0	0	0	0	0	0	4	0.0	0.00	0.4
92	FLAHERTY	G	31	Wade Flaherty	7	0	0	0	0	0	0	0	0	0	0	0.0	0.00	0.0
93	BURR	L	28	Shawn Burr	6	0	0	0	-1	8	0	0	0	0	4	0.0	0.00	0.7
94	LINDSAY	L	12	Bill Lindsay	6	0	0	0	0	16	0	0	0	0	4	0.0	0.00	0.7
95	MILLER, Kev	L/R	8,12	Kevin Miller	6	0	0	0	-3	2	0	0	0	0	7	0.0	0.00	1.2
96	NAZAROV	L	62,23	Andrei Nazarov	6	0	0	0	0	9	0	0	0	0	3	0.0	0.00	#REF!
97	ROUSE	D	3	Bob Rouse	6	0	0	0	-1	6	0	0	0	0	4	0.0	0.00	0.5
98	SHELLEY	L	45	Jody Shelley	7	0	0	0	-1	2	0	0	0	0	1	0.0	0.00	#REF!
99	JILLSON	D	5	Jeff Jillson	4	0	0	0	0	0	0	0	0	0	2	0.0	0.00	0.7
100	KIPRUSOFF	G	37,34	Miikka Kiprusoff	4	0	0	0	0	0	0	0	0	0	0	0.0	0.00	0.1
101	BELL	L	7	Mark Bell	4	0	0	0	-2	2	0	0	0	0	2	0.0	0.00	0.5
102	PLIHAL	L	39	Tomas Plihal	4	0	0	0	1	0	0	0	0	0	9	0.0	0.00	0.0
103	HEINS	D	23	Shawn Heins	2	0	0	0	-1	0	0	0	0	0	2	0.0	0.00	0.5
104	WAITE	G	29	Jim Waite	2	0	0	0	0	0	0	0	0	0	0	0.0	0.00	2.3
105	FAHEY	D	21	Jim Fahey	2	0	0	0	0	0	0	0	0	0	0	0.0	0.00	1.0
106	SEME NOV	D	21	Alexei Semenov	2	0	0	0	0	2	0	0	0	0	3	0.0	0.00	0.0
107	HRUDEY	G	32	Kelly Hradey	1	0	0	0	0	0	0	0	0	0	0	0.0	0.00	0.0
108	BOUCHER	G	33	Brian Boucher	1	0	0	0	0	0	0	0	0	0	0	0.0	0.00	1.5
109	HUSKINS	D	40	Kent Huskins	0	0	0	0	0	0	0	0	0	0	0	0.0	0.00	0.0
110	STAUBITZ	R	59	Brad Staubitz	0	0	0	0	0	0	0	0	0	0	0	0.0	0.00	0.0
111	MCGINN	L	64	Jamie McGinn	0	0	0	0	0	0	0	0	0	0	0	0.0	####	####
112	HEATLEY	R	15	Dany Heatley	0	0	0	0	0	0	0	0	0	0	0	0.0	####	####
113	NICHOL	C	21	Scott Nichol	0	0	0	0	0	0	0	0	0	0	0	0.0	####	####
114	ORTMEYER	R	41	Jed Ortmeyer	0	0	0	0	0	0	0	0	0	0	0	0.0	####	####
115	MALHOTRA	C	27	Manny Malhotra	0	0	0	0	0	0	0	0	0	0	0	0.0	####	####
116	COUTURE	C	39	Logan Couture	0	0	0	0	0	0	0	0	0	0	0	0.0	####	####
117	WALLIN	D	7	Niclas Wallin	0	0	0	0	0	0	0	0	0	0	0	0.0	####	####
118	LEACH	D	28	Jay Leach	0	0	0	0	0	0	0	0	0	0	0	0.0	####	####
119	DEMERS	D	60	Jason Demers	0	0	0	0	0	0	0	0	0	0	0	0.0	####	####
120	JOSLIN	D	65	Derek Joslin	0	0	0	0	0	0	0	0	0	0	0	0.0	####	####
121	MOEN	L	24	Travis Moen	6	0	0	0	-4	2	0	0	0	0	4	0.0	####	####
122	LEMIEUX	R	32	Claude Lemieux	1	0	0	0	0	0	0	0	0	0	1	0.0	####	####
123	LUKOWICH	D	37	Brad Lukowich	6	0	0	0	1	0	0	0	0	0	6	0.0	0.00	0.7
124					0	0	0	0	0	0	0	0	0	0	0	0.0	0.00	1.0
TOTALS					307	519	826			1679	84	10	59	7	3399	9.0		

LASTNM	NO.	GOALTENDER	GPI	MINS	AVG	W	L	EN	SO	GA	SA	SPCT.	G	A	PIM	DECISIONS
BOUCHER	33	Brian Boucher	1	2	0.00	0	0	1	0	0	0	.000	0	0	0	0
KIPRUSOFF	34	Miikka Kiprusoff	4	157	1.91	1	1	1	0	5	81	.938	0	0	0	2
NABOKOV	35, 20	Evgeni Nabokov	65	3930	2.23	32	31	5	6	146	1711	.915	0	2	6	63
VERNON	29	Mike Vernon	11	669	2.42	4	7	1	1	27	310	.913	0	1	0	11
TOSKALA	35	Vesa Toskala	11	686	2.45	6	5	0	1	28	311	.910	0	0	0	11
HRUDEY	32	Kelly Hrudey	1	20	3.00	0	0	0	0	1	6	.833	0	0	0	0
SHIELDS	31	Steve Shields	13	756	3.33	5	8	1	0	42	359	.883	0	0	0	13
IRBE	32	Arturs Irbe	20	1122	4.12	9	11	1	0	77	583	.868	0	0	16	20
FLAHERTY	31	Wade Flaherty	7	377	4.93	2	3	0	0	31	221	.860	0	0	0	5
	99	S.J. Totals	133	7719	2.77	59	66	10	8	357	3582	.909	0	3	22	125

OPPONENTS ALL-TIME PLAYOFF SCORING/GOALTENDING VS. SAN JOSE

PLAYER	TEAM(S)	GP	G	A	PTS	PIM	PTS/GM
Sakic, Joe	COL	19	10	18	28	8	1.47
Forsberg, Peter	COL	24	11	16	27	34	1.13
Fleury, Theo	CGY/COL	13	10	15	25	8	1.92
Pronger, Chris	STL/EDM/ANA	30	4	17	21	74	0.70
Fedorov, Sergei	DET	11	5	14	19	8	1.73
Kozlov, Slava	DET	11	6	10	16	18	1.45
Gilmour, Doug	TOR	7	3	13	16	16	2.29
Turgeon, Pierre	STL	13	2	14	16	0	1.23
Modano, Mike	DAL	17	9	6	15	10	0.88
Young, Scott	STL	12	8	6	14	8	1.17
Iginla, Jarome	CGY	13	8	6	14	26	1.08
Zubov, Sergei	DAL	16	3	11	14	4	0.88
Hejduk, Milan	COL	19	7	6	13	4	0.68
Hecht, Jochen	STL	13	5	8	13	4	1.00
Coffey, Paul	DET	11	4	9	13	8	1.18
Nieuwendyk, Joe	CGY/DAL	11	9	3	12	6	1.09
Clark, Wendel	TOR	7	7	5	12	10	1.71
Ciccarelli, Dino	DET	11	8	3	11	20	1.00
Lidstrom, Nicklas	DET	17	4	7	11	6	0.65
Conroy, Craig	STL/CGY	20	3	7	10	10	0.50
Kariya, Paul	COL/NSH	11	2	8	10	2	0.91
Tanguay, Alex	COL	18	1	9	10	4	0.56
Morrow, Brenden	DAL	11	5	4	9	4	0.82
Yzerman, Steve	DET	7	2	7	9	0	1.29
Housley, Phil	CGY	7	0	9	9	0	1.29

PLAYER	TEAM	GP	MINS	W	L	GA	SOG	SV%	GAA	SHO
Hasek, Dominik	DET	6	374	4	2	9	144	0.938	1.45	1
Turco, Marty	DAL	6	438	4	2	11	186	0.941	1.51	0
Hiller, Jonas	ANA	6	365	4	2	10	230	0.957	1.65	2
Belfour, Ed	DAL	11	668	8	3	19	264	0.928	1.71	2
Roloson, Dwayne	EDM	6	398	4	2	12	175	0.931	1.81	1
Turek, Roman	STL	14	801	7	6	30	325	0.908	2.25	0
Aebischer, David	COL	6	335	2	4	13	139	0.906	2.33	1
Osgood, Chris	DET/STL	11	594	4	6	24	219	0.89	2.42	1
Roy, Patrick	COL	13	790	8	5	33	371	0.911	2.51	1
Kiprusoff, Miikka	CGY	13	694	6	6	29	343	0.915	2.51	2
Burke, Sean	PHX	5	297	1	4	13	133	0.902	2.63	0
Potvin, Felix	TOR	7	427	4	3	21	187	0.888	2.95	0
Vokoun, Tomas	NSH	5	324	1	4	16	163	0.902	2.97	0
Mason, Chris	NSH	5	296	1	4	17	171	0.901	3.45	0
Kidd, Trevor	CGY	7	434	3	4	26	181	0.856	3.6	1

*Minimum 5 Games Played

SHARKS ALL TIME PLAYOFF RECORDS

SERIES	WON	LOST	GP	W	L	GF	GA
21	9	12	125	59	66	307	375

PLAYOFF RECORD BY TEAM

ANAHEIM DUCKS

SERIES	WON	LOST	GP	W	L	GF	GA	PP	PK
2008-09 WQF	0	1	6	2	4	10	18	4/24	18/23
TOTALS	0	1	6	2	4	10	18	4/24	18/23

2008-09 WQF - Anaheim defeated San Jose, 4-2

CALGARY FLAMES

SERIES	WON	LOST	GP	W	L	GF	GA	PP	PK
2007-08 WQF	1	0	7	4	3	19	17	6/31	18/22
2003-04 WCF	0	1	6	2	4	12	16	3/25	21/23
1994-95 WQF	1	0	7	4	3	26	35	6/31	24/31
TOTALS	2	1	20	10	10	57	68	15/87	61/76

1994-95 WQF - San Jose defeated Calgary, 4-3

2003-04 WCF - Calgary defeated San Jose, 4-2

2007-08 WCF - San Jose defeated Calgary, 4-3

COLORADO AVALANCHE

SERIES	WON	LOST	GP	W	L	GF	GA	PP	PK
2003-04 WSF	1	0	6	4	2	14	7	4/25	24/27
2001-02 WSF	0	1	7	3	4	21	25	3/21	19/23
1998-99 WQF	0	1	6	2	4	17	19	7/41	35/42
TOTALS	1	2	19	9	10	52	51	14/87	78/92

1998-99 WQF - Colorado defeated San Jose, 4-2

2001-02 WSF - Colorado defeated San Jose, 4-3

2003-04 WSF - San Jose defeated Colorado, 4-2

DALLAS STARS

SERIES	WON	LOST	GP	W	L	GF	GA	PP	PK
2007-08 WSF	0	1	6	2	4	11	15	2/25	17/22
1999-00 WQF	0	1	5	1	4	7	15	4/28	16/21
1997-98 WSF	0	1	6	2	4	12	16	6/36	31/38
TOTALS	0	3	17	5	12	30	46	12/89	64/91

1997-98 WQF - Dallas defeated San Jose, 4-2

1999-00 WSF - Dallas defeated San Jose, 4-1

2007-08 WSF - Dallas defeated San Jose, 4-2

DETROIT RED WINGS

SERIES	WON	LOST	GP	W	L	GF	GA	PP	PK
2006-07 WSF	0	1	6	2	4	9	13	2/27	20/25
1994-95 WSF	0	1	4	0	4	6	24	3/17	9/15
1993-94 WQF	1	0	7	4	3	21	27	6/36	30/35
TOTALS	1	2	17	6	11	36	64	11/80	59/75

1993-94 WQF - San Jose defeated Detroit, 4-3

1994-95 WSF - Detroit defeated San Jose, 4-0

2006-07 WSF - Detroit defeated San Jose, 4-2

EDMONTON OILERS

SERIES	WON	LOST	GP	W	L	GF	GA	PP	PK
2005-06 WSF	0	1	6	2	4	12	19	2/35	24/29
TOTALS	0	1	6	2	4	12	19	2/35	24/29

2005-06 WSF - Edmonton defeated San Jose, 4-2

NASHVILLE PREDATORS

SERIES	WON	LOST	GP	W	L	GF	GA	PP	PK
2006-07 WQF	1	0	5	4	1	16	14	2/30	19/22
2005-06 WQF	1	0	5	4	1	17	10	9/37	26/34
TOTALS	2	0	10	8	2	33	24	11/67	45/56

2005-06 WQF - San Jose defeated Nashville, 4-1

2006-07 WQF - San Jose defeated Nashville, 4-1

PHOENIX COYOTES

SERIES	WON	LOST	GP	W	L	GF	GA	PP	PK
2001-02 WQF	1	0	5	4	1	13	7	2/24	24/25
TOTALS	1	0	5	4	1	13	7	2/24	24/25

2001-02 WQF - San Jose defeated Phoenix, 4-1

ST. LOUIS BLUES

SERIES	WON	LOST	GP	W	L	GF	GA	PP	PK
2003-04 WQF	1	0	5	4	1	12	9	3/31	23/24
2000-01 WQF	0	1	6	2	4	11	16	0/22	22/27
1999-00 WQF	1	0	7	4	3	20	22	6/35	31/39
TOTALS	2	1	18	10	8	43	47	9/88	76/90

1999-00 WQF - San Jose defeated St. Louis, 4-3

2000-01 WQF - St. Louis defeated San Jose, 4-2

2002-03 WQF - San Jose defeated St. Louis, 4-1

TORONTO MAPLE LEAFS

SERIES	WON	LOST	GP	W	L	GF	GA	PP	PK
1993-94 WSF	0	1	7	3	4	21	26	3/38	18/26
TOTALS	0	1	7	3	4	21	26	3/38	18/26

1993-94 WSF - Toronto defeated San Jose, 4-3

WCF = Western Conference Finals WQF = Western Conference Quarterfinals WSF = Western Conference Semifinals

SHARKS PLAYOFF RESULTS BY YEAR

2008-09	Western Quarterfinals	Anaheim (#8 seed) defeated SAN JOSE (#1 seed) 4-2
2007-08	Western Quarterfinals	SAN JOSE (#2 seed) defeated Calgary (#7 seed) 4-3
	Western Semifinals	Dallas (#5 seed) defeated SAN JOSE (#2 seed) 4-2
2006-07	Western Quarterfinals	SAN JOSE (#5 seed) defeated Nashville (#4 seed) 4-1
	Western Semifinals	Detroit (#1 seed) defeated SAN JOSE (#5 seed) 4-2
2005-06	Western Quarterfinals	SAN JOSE (#5 seed) defeated Nashville (#4 seed), 4-1
	Western Semifinals	Edmonton (#8 seed) defeated SAN JOSE (#5 seed), 4-2
2003-04	Western Quarterfinals	SAN JOSE (#2 seed) defeated St. Louis (#7 seed), 4-1
	Western Semifinals	SAN JOSE (#2 seed) defeated Colorado (#4 seed), 4-2
	Western Conference Finals	Calgary (#6 seed) defeated SAN JOSE (#2 seed), 4-2
2001-02	Western Quarterfinals	SAN JOSE (#3 seed) defeated Phoenix (#6 seed), 4-1
	Western Semifinals	Colorado (#2 seed) defeated SAN JOSE (#3 seed), 4-3
2000-01	Western Quarterfinals	St. Louis (#4 seed) defeated SAN JOSE (#5 seed), 4-2
1999-00	Western Quarterfinals	SAN JOSE (#8 seed) defeated St. Louis (#1 seed), 4-3
	Western Semifinals	Dallas (#2 seed) defeated SAN JOSE (#8 seed), 4-1
1998-99	Western Quarterfinals	Colorado (#2 seed) defeated SAN JOSE (#7 seed), 4-2
1997-98	Western Quarterfinals	Dallas (#1 seed) defeated SAN JOSE (#8 seed), 4-2
1994-95	Western Quarterfinals	SAN JOSE (#7 seed) defeated Calgary (#2 seed), 4-3
	Western Semifinals	Detroit (#1 seed) defeated SAN JOSE (#7 seed), 4-0
1993-94	Western Quarterfinals	SAN JOSE (#8 seed) defeated Detroit (#1 seed), 4-3
	Western Semifinals	Toronto (#3 seed) defeated SAN JOSE (#8 seed), 4-3

SHARKS PLAYOFF OVERTIME GAMES

OVERTIME PLAYOFF GAMES (21)

Record: 7-14

SERIES/ DATE	GAME #	VS.	SITE	GWG	TIME	SCORE	SERIES WINNER
5/12/94	WSF/6	TOR	Maple Leaf Gardens	Mike Gartner	8:53	2-3 L	Toronto 4-3
5/09/95	WQF/2	CGY	Saddledome	Ulf Dahlen	12:21	5-4 W	San Jose, 4-3
5/19/95	WQF/7	CGY	Saddledome	Ray Whitney	21:54 2OT	5-4 W	San Jose, 4-3
4/28/98	WQF/4	DAL	San Jose Arena	Andrei Zyuzin	6:31	1-0 W	Dallas, 4-2
5/02/98	WQF/6	DAL	San Jose Arena	Mike Keane	3:43	2-3 L	Dallas, 4-2
4/24/99	WQF/2	COL	San Jose Arena	Milan Hejduk	7:53	1-2 L	Colorado, 4-2
5/03/99	WQF/6	COL	San Jose Arena	Milan Hejduk	13:12	2-3 L	Colorado, 4-2
4/21/01	WQF/5	STL	Savvis Center	Bryce Salvador	9:54	2-3 L	St. Louis, 4-2
5/13/02	WSF/6	COL	Compaq Center	Peter Forsberg	2:47	1-2 L	Colorado, 4-3
4/08/04	WQF/1	STL	HP Pavilion	Niko Dimitrakos	9:16	1-0 W	San Jose, 4-1
4/28/04	WSF/4	COL	Pepsi Center	Joe Sakic	5:15	0-1 L	San Jose, 4-2
5/01/04	WSF/5	COL	HP Pavilion	Joe Sakic	1:54	1-2 L	San Jose, 4-2
5/09/04	WCF/1	CGY	HP Pavilion	Steve Montador	18:43	3-4 L	Calgary, 4-2
5/10/06	WSF/3	EDM	Rexall Place	Shawn Horcoff	42:24 3OT	2-3 L	Edmonton, 4-2
4/11/07	WQF/1	NSH	Nashville Arena	Patrick Rissmiller	28:14 2OT	5-4 W	San Jose, 4-1
5/2/07	WSF/4	DET	HP Pavilion	Mathieu Schneider	16:04	2-3 L	Detroit, 4-2
4/25/08	WSF/1	DAL	HP Pavilion	Brendan Morrow	4:39	2-3 L	Dallas, 4-2
4/29/08	WSF/3	DAL	American Airlines Center	Mattias Norstrom	4:37	1-2 L	Dallas, 4-2
5/2/08	WSF/5	DAL	HP Pavilion	Joe Pavelski	1:05	3-2 W	Dallas, 4-2
5/4/08	WSF/6	DAL	American Airlines Center	Brendan Morrow	69:03 4OT	1-2 L	Dallas, 4-2
4/25/09	WQF/5	ANA	HP Pavilion	Patrick Marleau	6:02	3-2 W	Anaheim, 4-2

SHARKS PLAYOFF HAT TRICKS

PLAYOFF HAT TRICKS (4)

SERIES/ DATE	GAME #	VS.	SITE	GWG	SCORE	SERIES WINNER
5/6/94	WSF/3	TOR	San Jose Arena	Ulf Dahlen	5-2 W	Toronto, 4-3
4/10/04	WQF/2	STL	HP Pavilion	Patrick Marleau	3-1 W	San Jose, 4-1
4/22/04	WSF/1	COL	HP Pavilion	Patrick Marleau	5-2 W	San Jose, 4-2
4/27/06	WQF/4	NSH	HP Pavilion	Patrick Marleau	5-4 W	San Jose, 4-1

OPPONENT PLAYOFF HAT TRICKS (4)

SERIES/ DATE	GAME #	VS.	SITE	GWG	SCORE	SERIES WINNER
5/11/95	WQF/3	CGY	San Jose Arena	Mike Sullivan	2-9 L	San Jose, 4-3
5/13/95	WQF/4	CGY	San Jose Arena	T. Fleury (4 G)	4-6 L	San Jose, 4-3
4/23/00	WQF/6	STL	San Jose Arena	Scott Young	2-6 L	San Jose, 4-3
4/12/04	WQF/3	STL	Savvis Center	Mike Sillinger	1-4 L	San Jose, 4-1

SHARKS PLAYOFF SHUTOUTS

PLAYOFF SHUTOUTS (8)

SERIES/ DATE	GAME #	VS.	SITE	GOALTENDER	SAVES	SCORE	SERIES WINNER
4/28/98	WQF/4	DAL	San Jose Arena	Mike Vernon	26	1-0 OT	Dallas, 4-2
4/14/01	WQF/2	STL	Savvis Center	Evgeni Nabokov	28	1-0	St. Louis, 4-2
4/09/04	WQF/1	STL	HP Pavilion	Evgeni Nabokov	26	1-0 OT	San Jose, 4-1
4/26/04	WSF/3	COL	Pepsi Center	Evgeni Nabokov	33	1-0	San Jose, 4-2
5/13/04	WCF/3	CGY	Pengrowth Saddledome	Evgeni Nabokov	34	3-0	Calgary, 4-2
4/23/06	WQF/2	NSH	Gaylord Ent. Center	Vesa Toskala	25	3-0	San Jose, 4-1
4/26/07	WSF/1	DET	Joe Louis Arena	Evgeni Nabokov	34	2-0	Detroit, 4-2
4/10/08	WQF/2	CGY	HP Pavilion	Evgeni Nabokov	21	2-0	San Jose, 4-3

OPPONENT PLAYOFF SHUTOUTS (13)

SERIES/ DATE	GAME #	VS.	SITE	GOALTENDER	SAVES	SCORE	SERIES WINNER
4/20/94	WQF/2	DET	Joe Louis Arena	Chris Osgood	22	0-4 L	San Jose, 4-3
5/15/95	WQF/5	CGY	Saddledome	Trevor Kidd	25	0-5 L	San Jose, 4-3
5/21/95	WSF/1	DET	Joe Louis Arena	Mike Vernon	15	0-6 L	Detroit, 4-0
4/28/00	WSF/1	DAL	Reunion Arena	Ed Belfour	18	0-4 L	Dallas, 4-2
4/30/00	WSF/2	DAL	Reunion Arena	Ed Belfour	19	0-1 L	Dallas, 4-2
5/15/02	WSF/6	COL	Pepsi Center	Patrick Roy	27	0-1 L	Colorado, 4-3
4/28/04	WSF/4	COL	Pepsi Center	David Aebischer	27	0-1 L OT	San Jose, 4-2
5/15/04	WCF/5	CGY	HP Pavilion	Miikka Kiprusoff	19	0-3 L	Calgary, 4-2
5/17/06	WSF/6	EDM	Rexall Place	Dwayne Roloson	24	0-2 L	Edmonton, 4-2
5/7/07	WSF/6	DET	HP Pavilion	Dominik Hasek	28	0-2 L	Detroit, 4-2
4/20/08	WQF/6	CGY	Pengrowth Saddledome	Miikka Kiprusoff	21	0-2 L	San Jose, 4-3
4/16/09	WQF/1	ANA	HP Pavilion	Jonas Hiller	35	0-2 L	Anaheim, 4-2
4/23/09	WQF/4	ANA	Honda Center	Jonas Hiller	31	0-4 L	Anaheim, 4-2

SHARKS PLAYOFF SCORING LEADERS BY YEAR

YEAR	GOALS	ASSISTS	POINTS	PIM
2008-09	Patrick Marleau (2) Dan Boyle	Joe Thornton (4)	Joe Thornton (5)	Jeremy Roenick (12)
2007-08	Ryane Clowe (5) Joe Pavelski	Joe Thornton (8)	Joe Thornton (10)	Craig Rivet (16)
2006-07	Ryane Clowe (4) Milan Michalek	Joe Thornton (10)	Joe Thornton (11)	Scott Hannan (33)
2005-06	Patrick Marleau (9)	Joe Thornton (7)	Patrick Marleau (14)	Ville Nieminen (24)
2003-04	Patrick Marleau (8)	Niko Dimitrakos (8)	V. Damphousse (14)	Jason Marshall (25)
2001-02	Patrick Marleau (6) Owen Nolan	Mike Ricci (6) V. Damphousse Niklas Sundstrom	Patrick Marleau (11) Todd Harvey	V. Damphousse (12) Scott Hannan Marcus Ragnarsson
2000-01	Scott Thornton (3)	Stephane Matteau (3) Mike Ricci Niklas Sundstrom	Stephane Matteau (4)	Bill Lindsay (16)
1999-00	Owen Nolan (8)	V. Damphousse (7)	Owen Nolan (10)	V. Damphousse (16)
1998-99	V. Damphousse (2) Bill Houlder	Jeff Norton (7)	Jeff Norton (7)	Jeff Friesen (14)
1997-98	John MacLean (2) Owen Nolan	Bernie Nicholls (5)	John MacLean (5) Bernie Nicholls	Owen Nolan (26)
1994-95	Ulf Dahlen (5) Mike Rathje	Igor Larionov (8)	Ulf Dahlen (9) Igor Larionov	Jeff Odgers (23)
1993-94	Sergei Makarov (8)	Igor Larionov (13)	Igor Larionov (18)	Jay More (32)

SHARKS PLAYOFF GOALTENDING LEADERS BY YEAR

YEAR	GAMES PLAYED	DECISIONS	WINS	SAVES
2008-09	Evgeni Nabokov (6)	Evgeni Nabokov (6)	Evgeni Nabokov (2)	Evgeni Nabokov (155)
2007-08	Evgeni Nabokov (13)	Evgeni Nabokov (13)	Evgeni Nabokov (6)	Evgeni Nabokov (333)
2006-07	Evgeni Nabokov (11)	Evgeni Nabokov (11)	Evgeni Nabokov (6)	Evgeni Nabokov (323)
2005-06	Vesa Toskala (11)	Vesa Toskala (11)	Vesa Toskala (6)	Vesa Toskala (311)
2003-04	Evgeni Nabokov (17)	Evgeni Nabokov (17)	Evgeni Nabokov (10)	Evgeni Nabokov (431)
2001-02	Evgeni Nabokov (12)	Evgeni Nabokov (12)	Evgeni Nabokov (7)	Evgeni Nabokov (291)
2000-01	Evgeni Nabokov (4)	Evgeni Nabokov (4)	Evgeni Nabokov (1) Miiikka Kiprusoff	Evgeni Nabokov (93)
1999-00	Steve Shields (12)	Steve Shields (12)	Steve Shields (5)	Steve Shields (287)
1998-99	Mike Vernon (5)	Mike Vernon (5)	Mike Vernon (2)	Mike Vernon (172)
1997-98	Mike Vernon (6)	Mike Vernon (6)	Mike Vernon (2)	Mike Vernon (124)
1994-95	Wade Flaherty (7)	Arturs Irbe (6)	Wade Flaherty (2) Arturs Irbe	Wade Flaherty (190)
1993-94	Arturs Irbe (14)	Arturs Irbe (14)	Arturs Irbe (7)	Arturs Irbe (349)

SHARKS ALL TIME PLAYOFF SPECIAL TEAMS

YEAR		POWER PLAY	PCT.	RANK	PENALTY KILL	PCT.	RANK
2008-09	Overall	4/24	16.7%	8th NHL	18/23	78.3%	11th NHL
	Home	1/15	6.7%	14th NHL	7/9	77.8%	10th NHL
	Road	3/9	33.3%	1st NHL	11/14	78.6%	13th NHL
2007-08	Overall	8/56	14.3%	12th NHL	33/44	75.0%	14th NHL
	Home	5/31	16.1%	11th NHL	19/26	73.1%	13th NHL
	Road	3/25	12.0%	12th NHL	14/18	77.8%	11th NHL
2006-07	Overall	4/57	7.0%	14th NHL	39/47	83.0%	10th NHL
	Home	1/25	4.0%	15th NHL	14/18	77.8%	14th NHL
	Road	3/32	9.4%	10th NHL	25/29	86.2%	7th NHL
2005-06	Overall	11/72	15.3%	10th NHL	11/62	80.6%	10th NHL
	Home	5/34	14.7%	10th NHL	20/25	80.0%	11th NHL
	Road	6/38	15.8%	7th NHL	30/37	81.1%	11th NHL
2003-04	Overall	11/81	13.6%	7th NHL	66/72	91.7%	3rd NHL
	Home	7/51	13.7%	8th NHL	34/36	94.4%	4th NHL
	Road	4/30	13.6%	6th NHL	32/36	88.9%	9th NHL
2001-02	Overall	5/48	10.4%	12th NHL	43/48	89.6%	3rd NHL
	Home	4/27	14.8%	9th NHL	18/20	90.0%	5th NHL
	Road	1/21	4.8%	15th NHL	25/28	89.3%	4th NHL
2000-01	Overall	0/22	0.0%	16th NHL	22/27	81.4%	10th NHL
	Home	0/12	0.0%	16th NHL	8/12	66.7%	16th NHL
	Road	0/10	0.0%	16th NHL	14/15	93.3%	2nd NHL
1999-00	Overall	10/63	15.9%	7th NHL	48/61	78.7%	13th NHL
	Home	5/27	18.5%	8th NHL	21/25	84.0%	9th NHL
	Road	5/36	13.9%	9th NHL	27/36	75.0%	14th NHL
1998-99	Overall	7/41	17.1%	7th NHL	35/42	83.3%	9th NHL
	Home	2/18	11.1%	12th NHL	14/18	77.8%	12th NHL
	Road	5/23	21.7%	4th NHL	21/24	87.5%	6th NHL
1997-98	Overall	6/36	16.7%	4th NHL	31/38	81.6%	13th NHL
	Home	4/20	20.0%	3rd NHL	7/8	87.5%	T-5th NHL
	Road	2/16	12.5%	9th NHL	24/30	80.0%	12th NHL
1994-95	Overall	9/48	18.8%	8th NHL	33/46	71.7%	14th NHL
	Home	4/24	16.7%	7th NHL	18/21	85.7%	4th NHL
	Road	5/24	20.8%	4th NHL	15/25	60.0%	16th NHL
1993-94	Overall	9/74	12.2%	11th NHL	48/61	78.7%	11th NHL
	Home	7/36	19.4%	7th NHL	18/22	81.8%	T-11th NHL
	Road	2/38	5.3%	T-13th NHL	30/39	76.9%	13th NHL

SHARKS WHEN FACING ELIMINATION

Possible Playoff Elimination Games Played: 20

Team Record: 8-12 Home: 4-5 Road: 4-7

DATE	OPPONENT	SITE	ROUND/GAME #	SCORE	GWG
4/30/94	Detroit	Joe Louis Arena	WQF/#7	3-2 W	Baker
5/14/94	Toronto	Maple Leaf Gardens	WSF/#7	2-4 L	Osborne
5/17/95	Calgary	San Jose Arena	WQF/#6	5-3 W	Janney
5/19/95	Calgary	Saddledome	WQF/#7	5-4 W OT	Whitney
5/27/95	Detroit	San Jose Arena	WSF/#4	2-6 L	Brown
5/02/98	Dallas	San Jose Arena	WQF/#6	2-3 L OT	Keane
5/03/99	Colorado	San Jose Arena	WQF/#6	2-3 L OT	Hejduk
4/25/00	St. Louis	Kiel Center	WQF/#7	3-1 W	Nolan
5/07/00	Dallas	Reunion Arena	WSF/#5	1-4 L	Thornton
4/21/01	St. Louis	Compaq Center	WQF/#6	1-2 L	Demitra
5/15/02	Colorado	Pepsi Center	WSF/#7	0-1 L	Forsberg
5/19/04	Calgary	Pengrowth Saddledome	WCF/#6	1-3 L	Gelinas
5/17/06	Edmonton	Rexall Place	WSF/#6	0-2 L	Horcoff
5/7/07	Detroit	HP Pavilion	WSF/#6	0-2 L	Samuelsson
4/22/08	Calgary	HP Pavilion	WQF/#7	5-3 W	Pavelski
4/30/08	Dallas	American Airlines Center	WSF/#4	2-1 W	Michalek
5/2/08	Dallas	HP Pavilion	WSF/#5	3-2 W OT	Pavelski
5/4/08	Dallas	American Airlines Center	WSF/#6	1-2 L 4OT	Morrow
4/25/09	Anaheim	HP Pavilion	WQF/#5	3-2 W OT	Marleau
4/27/09	Anaheim	Honda Center	WQF/#6	1-4 L	Selanne

OPPONENTS WHEN FACING ELIMINATION

Possible Playoff Elimination Games Played: 19

Opponents Record: 10-9 Home: 3-3 Road: 7-6

DATE	OPPONENT	SITE	ROUND/GAME #	SCORE	GWG
4/28/94	Detroit	Joe Louis Arena	WQF/#6	7-1 W	Chiasson
4/30/94	Detroit	Joe Louis Arena	WQF/#7	2-3 L	Baker
5/12/94	Toronto	Maple Leaf Gardens	WSF/#6	3-2 W OT	Gartner
5/14/94	Toronto	Maple Leaf Gardens	WSF/#7	4-2 W	Osborne
5/19/95	Calgary	Saddledome	WQF/#7	4-5 L OT	Whitney
4/21/00	St. Louis	Kiel Center	WQF/#5	5-3 W	Pronger
4/23/00	St. Louis	San Jose Arena	WQF/#6	6-2 W	Hecht
4/25/00	St. Louis	Kiel Center	WSF/#7	1-3 L	Nolan
4/26/02	Phoenix	Compaq Center	WQF/#5	1-4 L	Graves
5/13/02	Colorado	Compaq Center	WSF/#6	2-1 W	Forsberg
5/15/02	Colorado	Pepsi Center	WSF/#7	1-0 W	Forsberg
4/15/04	St. Louis	HP Pavilion	WQF/#5	1-3 L	Smith
4/28/04	Colorado	Pepsi Center	WSF/#4	1-0 W OT	Sakic
5/01/04	Colorado	HP Pavilion	WSF/#5	2-1 W OT	Sakic
5/04/04	Colorado	Pepsi Center	WSF/#6	1-3 L	Goc
4/30/06	Nashville	Gaylord Ent. Center	WQF/#5	2-1 L	Marleau
4/20/07	Nashville	Nashville Arena	WQF/#5	3-2 L	Marleau
4/20/08	Calgary	Pengrowth Saddledome	WQF/#6	2-0 W	Nolan
4/22/08	Calgary	HP Pavilion	WQF/#7	3-5 L	Pavelski

SHARKS PLAYOFF RECORD BY GAME OF SERIES

GAME ONE							
DATE	OPPONENT	ROUND	LOCATION	SCORE	OT	GWG	GOALTENDERS (SJ/OPP)
4/18/94	Detroit	WQF	Joe Louis Arena	5-4 W	-	Kroupa	Irbe/Essensa
5/2/94	Toronto	WSF	Maple Leaf Gardens	3-2 W	-	Garpenlov	Irbe/Potvin
5/7/95	Calgary	WQF	Saddledome	5-4 W	-	Baker	Irbe/Tabaracci-KIDD
5/21/95	Detroit	WSF	Joe Louis Arena	0-6 L	-	Ciccarelli	Flaherty/Vernon
4/22/98	Dallas	WQF	Reunion Arena	1-4 L	-	Lind	Vernon/Belfour
4/24/99	Colorado	WQF	San Jose Arena	1-3 L	-	Ozolinish	Vernon/Roy
4/12/00	St. Louis	WQF	Kiel Center	3-5 L	-	Pronger	Shields/Turek
4/28/00	Dallas	WSF	Reunion Arena	0-4 L	-	Gavey	Shields/Belfour
4/12/01	St. Louis	WQF	Savvis Center	1-3 L	-	Young	Nabokov/Turek
4/12/02	Phoenix	WQF	Compaq Center	2-1 W	-	Marleau	Nabokov/Burke
5/1/02	Colorado	WSF	Pepsi Center	6-3 W	-	Marleau	Nabokov/Roy
4/08/04	St. Louis	WQF	HP Pavilion	1-0 W OT	9:16	Dimitrakos	Nabokov/Osgood
4/22/04	Colorado	WSF	HP Pavilion	5-2 W	-	Hannan	Nabokov/AEBISCHER-Salo
5/09/04	Calgary	WCF	HP Pavilion	3-4 L OT	18:43	Montador	Nabokov/Kiprusoff
4/21/06	Nashville	WQF	Gaylord Ent. Center	3-4 L	-	Hall	Toskala/Mason
5/7/06	Edmonton	WSF	HP Pavilion	2-1 W	-	Ehrhoff	Toskala/Roloson
4/11/07	Nashville	WQF	Nashville Arena	5-4 W (2 OT)	28:14	Rissmiller	Nabokov/Vokoun
4/26/07	Detroit	WSF	Joe Louis Arena	2-0 W	-	Carle	Nabokov/Hasek
4/9/08	Calgary	WQF	HP Pavilion	2-3 L	-	Yelle	Nabokov/Kiprusoff
4/25/08	Dallas	WSF	HP Pavilion	2-3 L OT	4:39	Morrow	Nabokov/Turco
4/16/09	Anaheim	WQF	HP Pavilion	0-2 L	-	S. Niedermayer	Nabokov/Hiller

All-Time Game One Record: 10-11

Home: 3-5 Road: 7-6

GAME TWO

DATE	OPPONENT	ROUND	LOCATION	SCORE	OT	GWG	GOALTENDERS (SJ/OPP)
4/20/94	Detroit	WQF	Joe Louis Arena	0-4 L	-	Burr	Irbe/Osgood
5/4/94	Toronto	WSF	Maple Leaf Gardens	1-5 L	-	Gartner	Irbe/Potvin
5/9/95	Calgary	WQF	Saddledome	5-4 W OT	12:21	Dahlen	Irbe/Kidd
5/23/95	Detroit	WSF	Joe Louis Arena	2-6 L	-	Yzerman	Irbe/Vernon
4/24/98	Dallas	WQF	Reunion Arena	2-5 L	-	Verbeek	VERNON-HRUDEY/Belfour
4/26/99	Colorado	WQF	San Jose Arena	1-2 L OT	7:53	Hejduk	Vernon/Roy
4/15/00	St. Louis	WQF	Kiel Center	4-2 W	-	Ricci	Shields/Turek
4/30/00	Dallas	WSF	Reunion Arena	0-1 L	-	Modano	Shields/Belfour
4/14/01	St. Louis	WQF	Savvis Center	1-0 W	-	Thornton	Nabokov/Turek
4/20/02	Phoenix	WQF	Compaq Center	1-3 L	-	Briere	Nabokov/Burke
5/4/02	Colorado	WSF	Pepsi Center	2-8 L	-	Forsberg	NABOKOV-Kiprusoff/Roy
4/10/04	St. Louis	WQF	HP Pavilion	3-1 W	-	Marleau	Nabokov-OSGOOD/Divis
4/24/04	Colorado	WSF	HP Pavilion	4-1 W	-	Marleau	Nabokov/Aebischer
5/11/04	Calgary	WCF	HP Pavilion	1-4 L	-	Donovan	Nabokov/Kiprusoff
4/23/06	Nashville	WQF	Gaylord Ent. Center	3-0 W	-	Cheechoo	Toskala/Mason
5/8/06	Edmonton	WSF	HP Pavilion	2-1 W	-	J. Thornton	Toskala/Roloson
4/13/07	Nashville	WQF	Nashville Arena	2-5 L	-	Dumont	Nabokov/Vokoun
4/28/07	Detroit	WSF	Joe Louis Arena	2-3 L	-	Datsyuk	Nabokov/Hasek
4/10/08	Calgary	WQF	HP Pavilion	2-0 W	-	Pavelski	Nabokov/Kiprusoff
4/27/08	Dallas	WSF	HP Pavilion	2-5 L	-	Modano	NABOKOV-Boucher/Turco
4/19/09	Anaheim	WQF	HP Pavilion	2-3 L	-	Miller	Nabokov/Hiller

All-Time Game Two Record: 8-13**Home: 4-4 Road: 4-9****GAME THREE**

DATE	OPPONENT	ROUND	LOCATION	SCORE	OT	GWG	GOALTENDERS (SJ/OPP)
4/22/94	Detroit	WQF	San Jose Arena	2-3 L	-	Burr	Irbe/Osgood
5/6/94	Toronto	WSF	San Jose Arena	5-2 W	-	Dahlen	Irbe/POTVIN-Rhodes
5/11/95	Calgary	WQF	San Jose Arena	2-9 L	-	Sullivan	IRBE-Flaherty/Kidd
5/25/95	Detroit	WSF	San Jose Arena	2-6 L	-	S. Kozlov	Flaherty,Vernon
4/26/98	Dallas	WQF	San Jose Arena	4-1 W	-	Nolan	Vernon/BELFOUR-Fernandez
4/28/99	Colorado	WQF	McNichols Arena	4-2 W	-	Sturm	Vernon/Roy
4/17/00	St. Louis	WQF	San Jose Arena	2-1 W	-	Nolan	Shields/Turek
5/2/00	Dallas	WSF	San Jose Arena	2-1 W	-	Nolan	Shields/Belfour
4/16/01	St. Louis	WQF	Compaq Center	3-6 L	-	Drake	NABOKOV-Kiprusoff/Turek
4/22/02	Phoenix	WQF	America West Arena	4-1 W	-	Graves	Nabokov/Burke
5/6/02	Colorado	WSF	Compaq Center	6-4 W	-	Marleau	Nabokov/Roy
4/12/04	St. Louis	WQF	Savvis Center	1-4 L	-	Drake	Nabokov/Osgood
4/26/04	Colorado	WSF	Pepsi Center	1-0 W	-	Damphousse	Nabokov/Aebischer
5/13/04	Calgary	WCF	Pengrowth Saddledome	3-0 W	-	Damphousse	Nabokov/Kiprusoff
4/25/06	Nashville	WQF	HP Pavilion	4-1 W	-	Bernier	Toskala/Mason
5/10/06	Edmonton	WSF	Rexall Place	2-3 L (3 OT)	42:24	Horcoff	Toskala/Roloson
4/16/07	Nashville	WQF	HP Pavilion	3-1 W	-	Clowe	Nabokov/Vokoun
4/30/07	Detroit	WSF	HP Pavilion	2-1 W	-	Cheechoo	Nabokov/Hasek
4/13/08	Calgary	WQF	Pengrowth Saddledome	3-4 L	-	Nolan	Nabokov/Kiprusoff/JOSEPH
4/29/08	Dallas	WSF	American Airlines Center	1-2 L OT	4:37	Norstrom	Nabokov/Turco
4/21/09	Anaheim	WQF	Honda Center	4-3 W	-	Marleau	Nabokov/Hiller

All-Time Game Three Record: 13-8**Home: 7-3 Road: 6-5****GAME FOUR**

DATE	OPPONENT	ROUND	LOCATION	SCORE	OT	GWG	GOALTENDERS (SJ/OPP)
4/23/94	Detroit	WQF	San Jose Arena	4-3 W	-	Makarov	Irbe/Osgood
5/8/94	Toronto	WSF	San Jose Arena	3-8 L	-	Clark	IRBE-WAITE/Potvin
5/13/95	Calgary	WQF	San Jose Arena	4-6 L	-	Reichel	Irbe/Kidd
5/27/95	Detroit	WSF	San Jose Arena	2-6 L*	-	Brown	Flaherty/Vernon
4/28/98	Dallas	WQF	San Jose Arena	1-0 W OT	6:31	Zyuzin	Vernon/Belfour
4/30/99	Colorado	WQF	McNichols Arena	7-3 W	-	Korolyuk	Vernon/ROY-Billington
4/19/00	St. Louis	WQF	San Jose Arena	3-2 W	-	Suter	Shields/Turek
5/5/00	Dallas	WSF	San Jose Arena	5-4 L	-	Nieuwendyk	Shields/Belfour
4/17/01	St. Louis	WQF	Compaq Center	3-2 W	-	Nolan	Kiprusoff/Turek
4/24/02	Phoenix	WQF	America West Arena	2-1 W	-	Ricci	Nabokov/Burke
5/8/02	Colorado	WSF	Compaq Center	1-4 L	-	Sakic	Nabokov/Roy
4/13/04	St. Louis	WQF	Savvis Center	4-3 W	-	Korolyuk	Nabokov/Osgood
4/28/04	Colorado	WSF	Pepsi Center	0-1 L OT	5:15	Sakic	Nabokov/Aebischer
5/16/04	Calgary	WCF	Pengrowth Saddledome	4-1 W	-	Damphousse	Nabokov/KIPRUSOFF-Turek
4/27/06	Nashville	WQF	HP Pavilion	5-4 W	-	Marleau	Toskala/Mason
5/12/06	Edmonton	WSF	Rexall Place	3-6 L	-	J. Smith	Toskala/Roloson
4/18/07	Nashville	WQF	HP Pavilion	3-2 W	-	Michalek	Nabokov/Vokoun
5/2/07	Detroit	WSF	HP Pavilion	2-3 L OT	16:04	Schneider	Nabokov/Hasek
4/15/08	Calgary	WQF	Pengrowth Saddledome	3-2 W	-	Thornton	Nabokov/Kiprusoff
4/30/08	Dallas	WSF	American Airlines Center	2-1 W	-	Michalek	Nabokov/Turco
4/23/09	Anaheim	WQF	Honda Center	0-4 L	-	Ryan	Nabokov/Hiller

All-Time Game Four Record: 12-9 Home: 5-5 Road: 7-4

GAME FIVE

DATE	OPPONENT	ROUND	LOCATION	SCORE	OT	GWG	GOALTENDERS (SJ/OPP)
4/26/94	Detroit	WQF	San Jose Arena	6-4 W	-	Garpenlov	Irbe/OSGOOD-Essensa
5/10/94	Toronto	WSF	San Jose Arena	5-2 W	-	Makarov	Irbe/Potvin
5/15/95	Calgary	WQF	Saddledome	0-5 L	-	Nieuwendyk	IRBE, Flaherty/Kidd
4/30/98	Dallas	WQF	Reunion Arena	2-3 L	-	Modano	Vernon/Belfour
5/1/99	Colorado	WQF	McNichols Arena	2-6 L	-	Sakic	Shields/Roy
4/21/00	St. Louis	WQF	Kiel Center	3-5 L	-	Pronger	Shields/Turek
5/7/00	Dallas	WSF	Reunion Arena	1-4 L*	-	Thornton	Shields/Belfour
4/19/01	St. Louis	WQF	Savvis Center	2-3 L OT	9:54	Salvador	Kiprusoff/Turek
4/26/02	Phoenix	WQF	Compaq Center	4-1 W*	-	Graves	Nabokov/Burke
5/11/02	Colorado	WSF	Pepsi Center	5-3 W	-	Selanne	Nabokov/Roy
4/15/04	St. Louis	WQF	HP Pavilion	3-1 W*	-	Smith	Nabokov/Osgood
5/01/04	Colorado	WSF	HP Pavilion	1-2 L OT	1:54	Sakic	Nabokov/Aebischer
5/17/04	Calgary	WCF	HP Pavilion	0-3 L	-	Iginla	Nabokov/Kiprusoff
4/30/06	Nashville	WQF	Gaylord Ent. Center	2-1 W*	-	Marleau	Toskala/Mason
5/14/06	Edmonton	WSF	HP Pavilion	3-6 L	-	Pisani	Toskala/Roloson
4/20/07	Nashville	WQF	Nashville Arena	3-2 W*	-	Marleau	Nabokov/Vokoun
5/5/07	Detroit	WSF	Joe Louis Arena	1-4 L	-	Datsyuk	Nabokov/Hasek
4/17/08	Calgary	WQF	HP Pavilion	4-3 W	-	Cheechoo	Nabokov/Kiprusoff
5/2/08	Dallas	WSF	HP Pavilion	3-2 W OT	1:05	Pavelski	Nabokov/Turco
4/25/09	Anaheim	WQF	HP Pavilion	3-2 W OT	6:02	Marleau	Nabokov/Hiller

All-Time Game Five Record: 10-10**Home: 6-3 Road: 4-7****GAME SIX**

DATE	OPPONENT	ROUND	LOCATION	SCORE	OT	GWG	GOALTENDERS (SJ/OPP)
4/28/94	Detroit	WQF	Joe Louis Arena	1-7 L	-	Chiasson	IRBE, Waite/Osgood
5/12/94	Toronto	WSF	Maple Leaf Gardens	2-3 L OT	8:53	Gartner	Irbe/Potvin
5/17/95	Calgary	WQF	San Jose Arena	5-3 W	-	Janney	Flaherty/Kidd
5/2/98	Dallas	WQF	San Jose Arena	2-3 L OT*	3:43	Keane	Vernon/Belfour
5/3/99	Colorado	WQF	San Jose Arena	2-3 L OT*	13:12	Hejduk	Vernon/Roy
4/23/00	St. Louis	WQF	San Jose Arena	2-6 L	-	Hecht	SHIELDS-Nabokov/Turek
4/21/01	St. Louis	WQF	Compaq Center	1-2 L*	-	Demitra	Nabokov/Turek
5/13/02	Colorado	WSF	Compaq Center	1-2 L OT	2:47	Forsberg	Nabokov/Roy
5/04/04	Colorado	WSF	Pepsi Center	3-1 W*	-	Goc	Nabokov/Aebischer
5/19/04	Calgary	WCF	Pengrowth Saddledome	1-3 L*	-	Gelinas	Nabokov/Kiprusoff
5/17/06	Edmonton	WSF	Rexall Place	0-2 L*	-	Peca	Toskala/Roloson
5/7/07	Detroit	WSF	HP Pavilion	0-2 L*	-	Samuelsson	Nabokov/Hasek
4/20/08	Calgary	WQF	Pengrowth Saddledome	0-2 L	-	Nolan	Nabokov/Kiprusoff
5/4/08	Dallas	WSF	American Airlines Center	1-2 L (4 OT)*	69:03	Morrow	Nabokov/Turco
4/27/09	Anaheim	WQF	Honda Center	1-4 L*	-	Selanne	Nabokov/Hiller

All-Time Game Six Record: 2-13**Home: 1-4 Road: 1-9****GAME SEVEN**

DATE	OPPONENT	ROUND	LOCATION	SCORE	OT	GWG	GOALTENDERS (SJ/OPP)
4/30/94	Detroit	WQF	Joe Louis Arena	3-2 W*	-	Baker	Irbe/Osgood
5/14/94	Toronto	WSF	Maple Leaf Gardens	2-4 L*	-	Osborne	Irbe/Potvin
5/19/95	Calgary	WQF	Saddledome	5-4 W (2 OT)*	21:54	Whitney	Flaherty/Kidd
4/25/00	St. Louis	WQF	Kiel Center	3-1 W*	-	Nolan	Shields/Turek
5/15/02	Colorado	WSF	Pepsi Center	0-1 L*	-	Forsberg	Nabokov/Roy
4/22/08	Calgary	WQF	HP Pavilion	5-3 W*	-	Pavelski	Nabokov/KIPRUSOFF-Joseph

All-Time Game Seven Record: 4-2**Home: 1-0 Road: 3-2**

* = Series Clinching game

WCF = Western Conference Finals

WQF = Western Conference Quarterfinals

WSF = Western Conference Semifinals

GOALTENDER IN CAPS received the decision (win or loss)

SHARKS ALL-TIME PLAYOFF RECORD BOOK

UPDATED THROUGH 2009 PLAYOFFS

GOALS

MOST GOALS, GAME AT HOME — 6 (2 TIMES, MOST RECENT — 5/6/02 VS. COLORADO [6-4 W])
MOST GOALS, GAME ON ROAD — 7, 4/30/99 AT COLORADO (7-3 W)
MOST GOALS AGAINST, GAME AT HOME — 9, 5/11/95 VS. CALGARY (2-9 L)
MOST GOALS AGAINST, GAME ON ROAD — 8, 5/4/02 AT COLORADO (2-8 L)
MOST GOALS, GAME BY BOTH TEAMS AT HOME — 11 (2 TIMES, MOST RECENT — 5/11/95 VS. CALGARY [2-9 L])
MOST GOALS, GAME BY BOTH TEAMS ON ROAD — 10, (2 TIMES, MOST RECENT — 5/4/02 AT COLORADO [2-8 L])
FEWEST GOALS, GAME AT HOME — 0 (3 TIMES, MOST RECENT — 4/16/09 VS. ANAHEIM [0-2 L])
FEWEST GOALS, GAME ON ROAD — 0 (10 TIMES, MOST RECENT—4/23/09 AT ANAHEIM [0-4 L])
FEWEST GOALS ALLOWED, GAME AT HOME — 0 (3 TIMES, MOST RECENT—4/10/08 VS. CALGARY (2-0 W)
FEWEST GOALS ALLOWED, GAME ON ROAD — 0, (5 TIMES, MOST RECENT — 4/26/06 AT DETROIT [2-0 W])
FEWEST GOALS BY BOTH TEAMS, GAME AT HOME — 1 (2 TIMES, MOST RECENT — 4/08/04 VS. ST. LOUIS [1-0 W OT])
FEWEST GOALS BY BOTH TEAMS, GAME ON ROAD — 1, (5 TIMES, MOST RECENT — 4/28/04 AT COLORADO [0-1 L OT])
EARLIEST GOAL FROM START OF GAME, FOR — :36, 4/28/07 AT DETROIT (2-3 L), JONATHAN CHEECHOO
EARLIEST GOAL FROM START OF 2ND PERIOD, FOR — :29 (2 TIMES, MOST RECENT-5/8/02 VS. COLORADO [1-4 L], TEEMU SELANNE)
EARLIEST GOAL FROM START OF 3RD PERIOD, FOR — :19, 5/19/95 AT CALGARY (5-4 W 2OT), PAT FALLOON
EARLIEST GOAL FROM START OF OVERTIME, FOR — 1:05, 5/2/08 VS. DALLAS (3-2 W OT), JOE PAVELSKI
EARLIEST GOAL FROM START OF GAME, AGAINST — :20, 5/11/04 VS. CALGARY (1-4 L), MARCUS NILSON
EARLIEST GOAL FROM START OF 2ND PERIOD, AGAINST — :21, 4/23/00 VS. ST. LOUIS (2-6 L), SCOTT YOUNG
EARLIEST GOAL FROM START OF 3RD PERIOD, AGAINST — :12, 5/14/06 VS. EDMONTON (3-6 L), SHAWN HORCOFF
EARLIEST GOAL FROM START OF OVERTIME, AGAINST — 1:54, 5/01/04 VS. COLORADO (1-2 L OT), JOE SAKIC
FASTEST 2 GOALS, FOR — :08, 4/30/98 AT DALLAS (2-3 L); JOHN MACLEAN, RON SUTTER
FASTEST 3 GOALS, FOR — 2:02, 4/13/08 AT CALGARY (3-4 L); RYANE CLOWE, PATRICK MARLEAU, DOUGLAS MURRAY
FASTEST 4 GOALS, FOR — 8:49, 4/22/08 VS. CALGARY (5-3 W); JEREMY ROENICK, JEREMY ROENICK, JOE PAVELSKI, DEVIN SETOGUCHI
FASTEST 2 GOALS, AGAINST — :12, 5/04/02 AT COLORADO (2-8 L); ERIC MESSIER, DAN HINOTE
FASTEST 3 GOALS, AGAINST — 1:36, 4/28/94 AT DETROIT (1-7 L); STEVE CHIASSON, RAY SHEPPARD, SLAVA KOZLOV
FASTEST 4 GOALS, AGAINST — 3:01, 4/28/94 AT DETROIT (1-7 L); STEVE CHIASSON, RAY SHEPPARD, SLAVA KOZLOV, STEVE YZERMAN
FASTEST 5 GOALS, AGAINST — 14:01, 4/23/00 VS. ST. LOUIS (2-6 L); SCOTT YOUNG, JOCHEN HECHT, CHRIS PRONGER, TYSON NASH, SCOTT YOUNG

MOST CONSECUTIVE GOALS GAME, FOR — 5, 4/30/99 AT COLORADO (7- 3 W)
MOST CONSECUTIVE GOALS GAME, AGAINST — 6, 4/23/00 VS. ST. LOUIS (2-6 L)
MOST GOALS FOR, PERIOD AT HOME — 4, 4/22/08 VS. CALGARY (5-3 W), 2ND PERIOD
MOST GOALS FOR, PERIOD ON ROAD — 4, (2 TIMES, MOST RECENT — 5/16/04 AT CALGARY [4-1 W], 2ND PERIOD)
MOST GOALS AGAINST, PERIOD AT HOME — 5, 4/23/00 VS. ST. LOUIS [2-6 L], 2ND PERIOD)
MOST GOALS AGAINST, PERIOD ON ROAD — 4, (4 TIMES, MOST RECENT — 5/4/02 AT DETROIT [2-8 L]; 2ND PERIOD)
WIDEST MARGIN OF VICTORY, HOME — 3 (5 TIMES, MOST RECENT — 4/25/06 VS. EDMONTON [4-1 W])
WIDEST MARGIN OF VICTORY, ROAD — 4, 4/30/99 AT COLORADO (7-3 W)
WIDEST MARGIN OF DEFEAT, HOME — 7, 5/11/95 VS. CALGARY (2-9 L)
WIDEST MARGIN OF DEFEAT, ROAD — 6 (2 TIMES, MOST RECENT — 5/4/02 AT COLORADO [2-8 L])

POINTS

MOST POINTS, GAME — 16, 5/1/02 AT COLORADO (6-3 W)
MOST POINTS AGAINST, GAME — 23 (2 TIMES, MOST RECENT — 5/11/95 VS. CALGARY [2-9 L])
MOST POINTS, GAME BY BOTH TEAMS — 30 (2 TIMES, MOST RECENT — 5/4/02 AT COLORADO [2-8 L], COL 24, S.J. 6)
FEWEST POINTS, GAME — 0 (13 TIMES, MOST RECENT—4/23/09 AT ANAHEIM [0-4 L])
FEWEST POINTS AGAINST, GAME — 0 (8 TIMES, MOST RECENT— 4/10/08 VS. CALGARY (2-0 W)
FEWEST POINTS, GAME BY BOTH TEAMS — 2, (2 TIMES, MOST RECENT — 4/28/04 AT COLORADO [0-1 L OT]); COL 2, S.J. 0

SHOTS

MOST SHOTS, GAME AT HOME — 52, 5/09/04 VS. CALGARY (3-4 L OT)
MOST SHOTS, GAME ON ROAD — 62, 5/4/08 AT DALLAS (1-2 L 4OT)
MOST SHOTS FACED, GAME AT HOME — 49, 5/2/07 VS. DETROIT (2-3 L OT)
MOST SHOTS FACED, GAME ON ROAD — 60, 5/19/95 AT CALGARY (5-4 W 2OT)
MOST SHOTS, GAME BY BOTH TEAMS AT HOME — 89, 5/09/04 VS. CALGARY (3-4 L OT); S.J. 52, CGY 37
MOST SHOTS, GAME BY BOTH TEAMS ON ROAD — 117, 5/4/08 AT DALLAS (1-2 L 4OT); SJ 62, DAL 55
FEWEST SHOTS, GAME AT HOME — 12, 5/25/95 VS. DETROIT (2-6 L)
FEWEST SHOTS, GAME ON ROAD — 15, 5/21/95 AT DETROIT (0-6 L)
FEWEST SHOTS FACED, GAME AT HOME — 14, 4/26/98 VS. DALLAS (4-1 W)
FEWEST SHOTS FACED, GAME ON ROAD — 10, 4/15/08 AT CALGARY (3-2 W)
FEWEST SHOTS, GAME BY BOTH TEAMS AT HOME — 38, 5/11/04 VS. CALGARY (1-4 L); S.J. 18, CGY 20
FEWEST SHOTS, GAME BY BOTH TEAMS ON ROAD — 37, 4/30/00 AT DALLAS (0-1 L); DAL 19, S.J. 18
MOST SHOTS, PERIOD AT HOME — 27, 4/10/08 VS. CALGARY (2-0 W) 2ND PERIOD
MOST SHOTS, PERIOD ON ROAD — 20 (4/21/09 AT ANAHEIM [4-3 W], 1ST PERIOD)
MOST SHOTS, OT AT HOME — 7, 4/25/09 VS. ANAHEIM (3-2 W OT, 6:02)
MOST SHOTS, OT ON ROAD — 31, 5/4/08 AT DALLAS (1-2 L 4OT, 69:03)
MOST SHOTS FACED, PERIOD AT HOME — 18, 5/6/02 VS. COLORADO (6-4 W), 2ND PERIOD
MOST SHOTS FACED, PERIOD ON ROAD — 21, 5/23/95 AT DETROIT (2-6 L); 1ST PERIOD
MOST SHOTS FACED, OT AT HOME — 12, (2 TIMES, MOST RECENT — 5/2/07 VS. DETROIT [2-3 L OT]; 16:04)
MOST SHOTS FACED, OT ON ROAD — 32, 5/4/08 AT DALLAS (1-2 L [4OT]) 69:03 4 OT

FEWEST SHOTS, PERIOD AT HOME — 2 (2 TIMES, MOST RECENT-4/28/98 VS. DALLAS [1-0 W OT]); 3RD PERIOD)
FEWEST SHOTS, PERIOD ON ROAD — 2, (3 TIMES, MOST RECENT-4/11/07 AT NASHVILLE [5-4 W 2 OT]); 3RD PERIOD)
FEWEST SHOTS FACED, PERIOD AT HOME — 1 (2 TIMES, MOST RECENT — 4/16/01 VS. ST. LOUIS [3-6 L], 3RD PERIOD)
FEWEST SHOTS FACED, PERIOD ON ROAD — 2, (2 TIMES, MOST RECENT — 4/15/08 AT CALGARY (3-2 W), 1ST PERIOD
FEWEST SHOTS FACED, OT AT HOME — 0, 5/02/08 VS. DALLAS (3-2 W OT)
FEWEST SHOTS FACED, OT ON ROAD — 1, 5/12/94 AT TORONTO (2-3 L OT)
LARGEST MARGIN OUTSHOOTING, HOME — 23, (2 TIMES, MOST RECENT — 4/25/09 VS. ANAHEIM [3-2 W OT])
LARGEST MARGIN OUTSHOOTING, ROAD — 22, 4/15/08 AT CALGARY (3-2 W)
LARGEST MARGIN OUTSHOT, HOME — 24, 5/25/95 VS. DETROIT (2-6 L)
LARGEST MARGIN OUTSHOT, ROAD — 30, 5/19/95 AT CALGARY (5-4 W 2OT)

SPECIAL TEAMS

MOST PPG FOR, GAME AT HOME — 3, 4/26/98 VS. DALLAS (4-1 W)
MOST PPG FOR, GAME ON ROAD — 3, 4/23/06 AT NASHVILLE [3-0 W]
MOST PPG AGAINST, GAME AT HOME — 3, 5/14/06 VS. EDMONTON (3-6 L)
MOST PPG AGAINST, GAME ON ROAD — 4, (2 TIMES, MOST RECENT — 4/21/06 AT NASHVILLE [3-4 L])
MOST PPG, GAME BY BOTH TEAMS AT HOME — 4, (3 TIMES, MOST RECENT — 5/14/06 VS. EDMONTON [6-3 W]; EDM 3, S.J. 1
MOST PPG, GAME BY BOTH TEAMS ON ROAD — 5, 4/21/06 AT NASHVILLE (3-4 L); NSH 4, S.J. 1
MOST PP ATTEMPTS FOR, GAME AT HOME — 14, 4/26/98 VS. DALLAS (4-1 W)
MOST PP ATTEMPTS FOR, GAME ON ROAD — 10 4/23/06 AT NASHVILLE (3-0 W)
MOST PP ATTEMPTS AGAINST, GAME AT HOME — 9, 4/23/00 VS. ST. LOUIS (2-6 L)
MOST PP ATTEMPTS AGAINST, GAME ON ROAD — 15, 4/24/98 AT DALLAS (2-5 L)
MOST PP ATTEMPTS, GAME BY BOTH TEAMS AT HOME — 20, 4/10/04 VS. ST. LOUIS (3-1 W); STL 7. SJ 13
MOST PP ATTEMPTS, GAME BY BOTH TEAMS ON ROAD — 19, (2 TIMES, MOST RECENT — 4/23/06 AT NASHVILLE (3-0 W); NSH 9, S.J. 10
MOST SHG, GAME — 2, 4/30/99 AT COLORADO (7-3 W), VINCENT DAMPHOUSSE (2)
MOST SHG ALLOWED, GAME — 2 (3 TIMES, MOST RECENT — 5/5/00 VS. DALLAS (4-5 L); GUY CARBONNEAU, SERGEI ZUBOV)
MOST SHG, PERIOD — 2, 4/30/99 AT COLORADO (7-3 W), VINCENT DAMPHOUSSE (2), 3RD PERIOD
MOST SHG ALLOWED, PERIOD — 2 (2 TIMES, MOST RECENT — 5/11/95 VS. CALGARY [2-9 L]; MIKE SULLIVAN, RON STERN), 1ST PERIOD
MOST PENALTIES FOR, GAME AT HOME — 15, 5/6/94 VS. TORONTO (5-2 W); 57 PIM
MOST PENALTIES FOR, GAME ON ROAD — 21, 4/24/98 AT DALLAS (2-5 L); 72 PIM
MOST PENALTIES AGAINST, GAME AT HOME — 20, 4/26/98 VS. DALLAS (4-1 W); 75 PIM
MOST PENALTIES AGAINST, GAME ON ROAD — 14, 4/13/07 AT NASHVILLE (2-5 L); 64 PIM
MOST PIM FOR, GAME AT HOME — 57, 5/6/94 VS. TORONTO (5-2 W); 15 PENALTIES
MOST PIM FOR, GAME ON ROAD — 72, 4/24/98 AT DALLAS (2-5 L); 21 PENALTIES
MOST PIM AGAINST, GAME AT HOME — 75, 4/26/98 VS. DALLAS (4-1 W); 20 PENALTIES
MOST PIM AGAINST, GAME ON ROAD — 64, 4/13/07 AT NASHVILLE (2-5 L); 14 PENALTIES
FEWEST PENALTIES FOR, GAME AT HOME — 1, 4/28/98 VS. DALLAS (1-0 W OT); 2 PIM
FEWEST PENALTIES FOR, GAME ON ROAD — 1, 5/19/95 AT CALGARY (5-4 W 2OT); 2 PIM
FEWEST PENALTIES AGAINST, GAME AT HOME — 2, 4/9/08 VS. CALGARY (2-3 L); 4 PIM
FEWEST PENALTIES AGAINST, GAME ON ROAD — 1, 4/26/07 AT DETROIT (2-0 W); 2 PIM
FEWEST PIM FOR, GAME AT HOME — 2, 4/28/98 VS. DALLAS (1-0 W OT); 1 PENALTY
FEWEST PIM FOR, GAME ON ROAD — 2, 5/19/95 AT CALGARY (5-4 W 2OT); 1 PENALTY
FEWEST PIM AGAINST, GAME AT HOME — 4, 4/9/08 VS. CALGARY (2-3 L); 2 PENALTIES
FEWEST PIM AGAINST, GAME ON ROAD — 2, 4/26/07 AT DETROIT (2-0 W); 1 PENALTY
MOST PENALTY MINUTES, GAME BY BOTH TEAMS, HOME — 125, 5/6/94 VS. TORONTO (5-2 W); TOR 68, S.J. 57
MOST PENALTY MINUTES, GAME BY BOTH TEAMS, ROAD — 121, 4/13/07 AT NASHVILLE (2-5 L); NSH 64, S.J. 57
FEWEST PENALTY MINUTES, GAME BY BOTH TEAMS, HOME — 8, 4/28/98 VS. DALLAS (1-0 W OT); DAL 6, S.J. 2
FEWEST PENALTY MINUTES, GAME BY BOTH TEAMS, ROAD — 6, 5/19/95 AT CALGARY (5-4 W 2OT); CGY 4, S.J. 2

FEWEST PENALTIES, GAME BY BOTH TEAMS, HOME — 4, 4/28/98 VS. DALLAS (1-0 W OT); DAL 3, S.J. 1
FEWEST PENALTIES, GAME BY BOTH TEAMS, ROAD — 3, 5/19/95 AT CALGARY (5-4 W 2OT); CGY 2, S.J. 1
MOST PENALTIES, GAME BY BOTH TEAMS, HOME — 33, 5/6/94 VS. TORONTO (5-2 W); TOR 18, S.J. 15
MOST PENALTIES, GAME BY BOTH TEAMS, ROAD — 33, 4/24/98 AT DALLAS (2-5 L); DAL 12, S.J. 21
MOST CONSECUTIVE GAMES SCORING PPG — 5, 4/21/06 THRU 4/30/06, VS. NASHVILLE
MOST CONSECUTIVE GAMES NOT SCORING PPG — 6, 4/12/01 THRU 4/21/01 VS. ST. LOUIS
MOST CONSECUTIVE GAMES ALLOWING PPG — 8, 4/12/00 THRU 4/25/00 VS. ST. LOUIS, 4/28/00 VS. DALLAS
MOST CONSECUTIVE GAMES NOT ALLOWING PPG — 4, (2 TIMES, MOST RECENT — 4/24/04 THRU 5/01/04 VS. COLORADO)
MOST CONSECUTIVE CHANCES NOT SCORING PPG — 23, 4/12/01 (1ST PERIOD) THRU 4/21/01 (3RD PERIOD) VS. ST. LOUIS
MOST CONSECUTIVE CHANCES NOT ALLOWING PPG — 20, 4/22/04 (2ND PERIOD) VS. COLORADO THRU 5/04/04 AT COLORADO (2ND PERIOD)
LONGEST SHUTOUT STREAK - 178:14, 4/24/02 VS. COLORADO (1ST PERIOD) THRU 4/28/04 AT COLORADO (OT, 5:15)
LONGEST CONSECUTIVE SCORELESS STREAK — 172:59, 5/4/08 AT DALLAS (3RD PERIOD) THRU 4/19/09 VS. ANAHEIM (2ND PERIOD)

INDIVIDUAL

MOST POINTS, GAME — 4 (3 TIMES, MOST RECENT—JEREMY ROENICK [2-2=4]; 4/22/08 VS. CALGARY [5-3 W])
MOST GOALS, GAME — 3, (3 TIMES, MOST RECENT — PATRICK MARLEAU, 4/22/04 VS. COLORADO [5-2 W])
MOST ASSISTS, GAME — 3 (7 TIMES, MOST RECENT — CHRISTIAN EHRHOFF, 4/25/06 VS. NASHVILLE [4-1 W])
MOST PPG, GAME — 2, (2 TIMES, MOST RECENT — PATRICK MARLEAU, 4/27/06 VS. NASHVILLE [5-4 W])
MOST SHG, GAME — 2, VINCENT DAMPHOUSSE, 4/30/99 AT COLORADO (7-3 W)
MOST SHOTS, GAME — 10, OWEN NOLAN, 5/6/02 VS. COLORADO (6-4 W)
MOST PENALTIES, GAME — 5 (3 TIMES, MOST RECENT — RYANE CLOWE, 4/13/07 AT NASHVILLE [2-5 L]; 13 PIM)
MOST PIM, GAME — 24, OWEN NOLAN, 4/24/98 AT DALLAS (2-5 L); 5 PENALTIES
BEST PLUS/MINUS, GAME — +4 (2 TIMES, MOST RECENT — BRYAN MARCHMENT, 4/30/99 AT COLORADO [7-3 W])
WORST PLUS/MINUS, GAME — -6, CRAIG JANNEY, 5/11/95 VS. CALGARY (2-9 L)

MOST CONSECUTIVE GAMES, GOAL — 4 (2 TIMES, MOST RECENT — PATRICK MARLEAU, 4/26/02 VS. PHOENIX THRU 5/6/02 VS. COLORADO)
 MOST CONSECUTIVE GAMES, ASSIST — 7 (2 TIMES, MOST RECENT — JOE THORNTON, 4/16/07 VS. NASHVILLE THRU 5/2/07 VS. DETROIT)
 MOST CONSECUTIVE GAMES, POINT — 8 (2 TIMES, MOST RECENT — PATRICK MARLEAU, 4/17/02 VS. PHOENIX THRU 5/6/02 VS. COLORADO)
 FASTEST 2 GOALS, FOR — 1:34, PATRICK MARLEAU, 4/22/04 VS. COLORADO (5-2 W)
 FASTEST 3 GOALS, FOR — 22:21, PATRICK MARLEAU, 4/22/04 VS. COLORADO (5-2 W)
 MOST POINTS, PERIOD — 3 (3 TIMES, MOST RECENT — JEREMY ROENICK [2-1=3], 4/22/08 VS. COLORADO [5-3 W] 2ND PERIOD)
 MOST GOALS, PERIOD — 2 (11 TIMES, MOST RECENT — JEREMY ROENICK, 4/22/08 VS. CALGARY [5-3 W] 2ND PERIOD)
 MOST ASSISTS, PERIOD — 3, MIKE RICCI, 4/28/99 AT COLORADO (4-2 W) 3RD PERIOD
 MOST PPG, PERIOD — 1 (NUMEROUS TIMES, MOST RECENT— MILAN MICHALEK, 4/27/09 AT ANAHEIM [1-4 L]);1ST PERIOD
 MOST SHG, PERIOD — 2, VINCENT DAMPHOUSSE, 4/30/99 AT COLORADO (7-3 W) 3RD PERIOD
 MOST SHOTS, PERIOD — 6, 4/11/07 AT NASHVILLE (5-4 W 2OT), 1ST PERIOD
 MOST PENALTIES, PERIOD — 3, (4 TIMES, MOST RECENT — RYANE CLOWE [9 PIM], 4/13/07 AT NASHVILLE [2-5 L]) 3RD PERIOD
 MOST PIM, PERIOD — 20, OWEN NOLAN (20 PIM) 4/24/98 AT DALLAS (2-5 L), 3RD PERIOD
 FASTEST 2 GOALS, AGAINST — 2:06, THEO FLEURY, 5/13/95 VS. CALGARY (4-6 L)
 FASTEST 3 GOALS, AGAINST — 14:17, THEO FLEURY, 5/13/95 VS. CALGARY (4-6 L)
 FASTEST 4 GOALS, AGAINST — 50:50, THEO FLEURY, 5/13/95 VS. CALGARY (4-6 L)
 MOST POINTS BY OPPONENT, GAME — 5 (2 TIMES, MOST RECENT — THEOREN FLEURY [4-1=5], 5/13/95 VS. CALGARY [4-6])
 MOST GOALS BY OPPONENT, GAME — 4, THEOREN FLEURY, 5/13/95 VS. CALGARY (4-6 L)
 MOST ASSISTS BY OPPONENT, GAME — 4 (3 TIMES, MOST RECENT — PAUL KARIYA, 4/21/06 VS. NASHVILLE [3-4 L])
 MOST PPG BY OPPONENT, GAME — 2 (2 TIMES, MOST RECENT — PAT VERBEEK, 4/24/98 AT DALLAS [2-5 L])
 MOST SHG BY OPPONENT, GAME — 1 (NUMEROUS TIMES, MOST RECENT — DAN CLEARY, 4/28/07 AT DETROIT [2-3 L])
 MOST SHOTS BY OPPONENT, GAME — 9, 3 TIMES, MOST RECENT --- MIKE RIBIERO AND BRAD RICHARDS, 5/4/08 AT DALLAS (1-2 L 4OT)
 MOST PENALTIES BY OPPONENT, GAME — 6, (2 TIMES, MOST RECENT — CHRIS SIMON, 5/13/04 AT CALGARY [3-0 W]; 23 MINUTES)
 MOST PIM BY OPPONENT, GAME — 23, CHRIS SIMON, (6 PENALTIES) 5/13/04 AT CALGARY (3-0 W)
 BEST PLUS/MINUS BY OPPONENT, GAME — +6, THEOREN FLEURY, 5/11/95 VS. CALGARY (2-9 L)
 WORST PLUS/MINUS BY OPPONENT, GAME — -4 (2 TIMES, MOST RECENT — JAMES PATRICK, 5/7/95 AT CALGARY (5-4 W)
 MOST POINTS BY OPPONENT, PERIOD — 4, BRAD RICHARDS (1-3=4), 4/27/08 VS. DALLAS (2-5 L), 3RD PERIOD
 MOST GOALS BY OPPONENT, PERIOD — 2 (14 TIMES, MOST RECENT — BOBBY RYAN, 4/23/09 AT ANAHEIM [0-4 L]), 2ND PERIOD
 MOST ASSISTS BY OPPONENT, PERIOD — 3 (3 TIMES, MOST RECENT— BRAD RICHARDS [1-3=4], 4/27/08 VS. DALLAS [2-5 L], 3RD PERIOD
 MOST PPG BY OPPONENT, PERIOD — 1 (NUMEROUS TIMES, MOST RECENT — TEMMU SELANNE, 4/27/09 AT ANAHEIM [1-4L]), 2ND PERIOD
 MOST SHG BY OPPONENT, PERIOD — 1 (NUMEROUS TIMES, MOST RECENT — DAN CLEARY, 4/28/07 AT DETROIT [2-3 L])
 MOST SHOTS BY OPPONENT, PERIOD — 6 (2 TIMES, MOST RECENT — DINO CICCARELLI, 5/23/95 AT DETROIT [2-6 L]; 1ST PERIOD)
 MOST PENALTIES BY OPPONENT, PERIOD — 4, (4 TIMES, MOST RECENT — CHRIS SIMON, 5/13/04 AT CALGARY [3-0 W]; 23 MINUTES) 3RD PERIOD
 MOST PIM BY OPPONENT, PERIOD — 22, JAROME IGINLA (3 PENALTIES), 5/13/04 AT CALGARY (3-0 W); 3RD PERIOD

GOALTENDER

MOST MINUTES, GAME — 129:03, EVGENI NABOKOV, 5/4/08 AT DALLAS (1-2 L 4 OT)
 FEWEST GOALS ALLOWED, GAME — 0 (8 TIMES, MOST RECENT — EVGENI NABOKOV, 4/10/08 VS. CALGARY [2-0 W])
 MOST GOALS ALLOWED, GAME — 8 (2 TIMES, MOST RECENT — EVGENI NABOKOV, 5/4/02 AT COLORADO [2-8 L])
 MOST SHOTS FACED, GAME — 60, WADE FLAHERTY, 5/19/95 AT CALGARY (5-4 W 2OT)
 MOST SHOTS FACED, PERIOD — 21, ARTURS IRBE, 5/23/95 AT DETROIT (2-6 L) 1ST PERIOD
 FEWEST SHOTS FACED, GAME — 10, EVGENI NABOKOV, 4/15/08 AT CALGARY (3-2 W)
 FEWEST SHOTS FACED, PERIOD (MIN. 18 MINUTES) — 0, MIIKKA KIPRUSOFF, 4/16/01 VS. ST. LOUIS (3-6 L)
 MOST SAVES, GAME — 56, WADE FLAHERTY, 5/19/95 AT CALGARY (5-4 W 2OT)
 MOST SAVES, PERIOD — 18, (2 TIMES, MOST RECENT — EVGENI NABOKOV, 5/4/08 AT DALLAS [1-2 L 4OT]; 4TH PERIOD
 MOST PENALTIES, GAME — 1 (4 TIMES, MOST RECENT — EVGENI NABOKOV, 5/16/04 AT CALGARY [4-1 W]; 2 PIM)
 MOST PIM, GAME — 10, ARTURS IRBE, 5/15/95 AT CALGARY (0-5 L), 1 PENALTY
 MOST POINTS, GAME — 1 (2 TIMES, MOST RECENT — EVGENI NABOKOV [0-1=2], 5/1/02 AT COLORADO [6-3 W])
 LONGEST SHUTOUT STREAK — EVGENI NABOKOV, 178:14, 4/24/02 VS. COLORADO (1ST PERIOD) THRU 4/28/04 AT COLORADO (OT, 5:15)
 MOST MINUTES, GAME BY OPPONENT — 129:03, MARTY TURCO, 5/4/08 AT DALLAS (1-2 L 4 OT)
 FEWEST GOALS ALLOWED, GAME BY OPPONENT — 0 (13 TIMES, MOST RECENT— JONAS HILLER, 4/23/09 AT ANAHEIM [0-4 L])

MOST GOALS ALLOWED, GAME BY OPPONENT — 6, PATRICK ROY, 4/30/99 AT COLORADO (7-3 W)
 MOST SHOTS FACED, GAME BY OPPONENT — 62, MARTY TURCO, 5/04/08 AT DALLAS (1-2 L 4 OT)
 MOST SHOTS FACED, PERIOD BY OPPONENT — 27, MIIKKA KIPRUSOFF, 4/10/08 VS. CALGARY (2-0 W), 2ND PERIOD
 FEWEST SHOTS FACED, GAME BY OPPONENT — 12, MIKE VERNON, 5/25/95 VS. DETROIT (1-6 L)
 FEWEST SHOTS FACED, PERIOD BY OPPONENT (MIN. 18 MINUTES) — 2 (6 TIMES, MOST RECENT — TOMAS VOKOUN, 4/11/07 AT NASHVILLE [5-4 W 2OT])
 MOST SAVES, GAME BY OPPONENT — 61, MARTY TURCO, 5/04/08 AT DALLAS (1-2 L 4 OT)
 MOST SAVES, PERIOD BY OPPONENT — 25, MIIKKA KIPRUSOFF, 4/10/08 VS. CALGARY (2-0 W), 2ND PERIOD
 MOST PENALTIES, GAME BY OPPONENT — 2, (2 TIMES, MOST RECENT — ED BELFOUR, 5/5/00 VS. DALLAS (4-5 L), 4 PIM)
 MOST PIM, GAME BY OPPONENT — 12, ED BELFOUR, 4/26/98 VS. DALLAS (4-1 W), 2 PENALTIES
 MOST POINTS, GAME BY OPPONENT — 1 (4 TIMES, MOST RECENT — CHRIS OSGOOD (0-1=1), 4/12/04 AT ST. LOUIS [1-4 L])

Date	Opp.	MURRAY	BLAKE	WALLIN	PAVELSKI	MARLEAU	HEATLEY	SETOGUCHI	Date	Opp.
		#3	#4	#7	#8	#12	#15	#16		
1-Oct	@ COL	0-0 1/2 18:59	0-0 4/0 21:56	CAROLINA	0-2 5/1 17:36	2-0 2/1 18:18	0-0 3/3 21:21	0-0 3/2 18:25	1-Oct	@ COL
3-Oct	@ ANA	0-0 1/0 15:16	0-0 1/1 22:59	CAROLINA	0-0 5/1 19:21	1-0 (W) 2/1 21:36	0-2 2/1 16:31	1-0 4/1 13:27	3-Oct	@ ANA
6-Oct	@ L.A	0-0 1/-1 19:24	1-1 3/-3 21:25	CAROLINA	INJ - LOWER BODY	0-0 3/-2 18:43	1-2 3/-2 20:18	2-0 6/-2 20:50	6-Oct	@ L.A
8-Oct	Vs CBJ	0-1 2/1 19:15	0-0 1/0 20:58	CAROLINA	INJ - LOWER BODY	0-0 4/-1 16:48	3-1 (W) 6/6 19:15	1-1 5/2 18:48	8-Oct	Vs CBJ
10-Oct	Vs MIN	0-0 3/0 18:13	0-1 2/0 20:25	CAROLINA	INJ - LOWER BODY	2-1 4/2 21:46	1-0 (W) 2/1 19:13	0-0 4/0 18:11	10-Oct	Vs MIN
12-Oct	Vs PHX	0-0 1/0 21:24	0-0 2/0 23:38	CAROLINA	INJ - LOWER BODY	0-0 0/0 23:32	0-0 1/0 21:46	0-0 2/0 15:06	12-Oct	Vs PHX
15-Oct	@ WSH	INJ - FLU	0-0 2/-1 20:52	CAROLINA	INJ - LOWER BODY	0-0 4/-2 19:04	0-0 3/-1 20:27	0-0 2/0 16:36	15-Oct	@ WSH
17-Oct	@ NYI	0-0 0/0 18:31	0-0 1/0 19:36	CAROLINA	INJ - LOWER BODY	1-0 4/1 21:00	0-0 0/1 20:58	1-0 3/1 18:45	17-Oct	@ NYI
19-Oct	@ NYR	0-1 0/2 20:25	0-0 1/-1 19:58	CAROLINA	INJ - LOWER BODY	1-2 2/2 18:23	1-1 3/0 18:42	2-1 (W) 4/2 15:53	19-Oct	@ NYR
22-Oct	@ T.B	0-0 1/-1 17:39	0-0 2/-3 21:42	CAROLINA	INJ - LOWER BODY	0-1 5/-3 19:46	0-0 0/-3 17:36	0-0 2/-2 18:45	22-Oct	@ T.B
24-Oct	@ ATL	0-0 0/0 17:32	0-0 2/0 22:12	CAROLINA	INJ - LOWER BODY	2-1 (W) 4/1 26:22	1-1 4/-1 21:08	0-0 0/0 3:19	24-Oct	@ ATL
25-Oct	@ PHI	0-0 1/1 17:11	0-0 2/1 23:40	CAROLINA	INJ - LOWER BODY	0-2 3/2 20:59	1-0 2/0 21:27	INJ - LOWER BODY	25-Oct	@ PHI
28-Oct	Vs L.A	0-1 2/1 22:03	0-0 1/0 21:22	CAROLINA	INJ - LOWER BODY	1-0 3/1 23:28	0-0 4/-1 23:21	INJ - LOWER BODY	28-Oct	Vs L.A
30-Oct	Vs COL	0-0 1/0 19:23	0-1 5/0 20:44	CAROLINA	INJ - LOWER BODY	0-2 6/1 21:33	1-0 (W) 5/1 22:49	INJ - LOWER BODY	30-Oct	Vs COL
1-Nov	@ CAR	1-0 1/1 16:45	0-1 3/1 22:34	CAROLINA	INJ - LOWER BODY	1-1 1/2 20:32	0-1 4/1 19:26	INJ - LOWER BODY	1-Nov	@ CAR
4-Nov	@ CBJ	0-0 2/-1 21:52	0-1 3/1 11:52	CAROLINA	INJ - LOWER BODY	0-1 4/-1 21:20	1-0 4/0 19:35	INJ - LOWER BODY	4-Nov	@ CBJ
5-Nov	@ DET	0-0 2/0 20:52	INJ - UPPER BODY	CAROLINA	INJ - LOWER BODY	0-0 2/0 24:48	0-0 2/0 22:23	INJ - LOWER BODY	5-Nov	@ DET
7-Nov	Vs PIT	0-0 1/2 17:32	INJ - UPPER BODY	CAROLINA	1-1 3/1 13:59	0-0 0/0 18:29	1-0 3/1 19:59	INJ - LOWER BODY	7-Nov	Vs PIT
10-Nov	Vs NSH	0-0 1/0 23:04	INJ - UPPER BODY	CAROLINA	1-1 5/0 20:03	0-1 5/0 18:24	0-1 3/1 19:26	1-0 3/2 16:15	10-Nov	Vs NSH
12-Nov	Vs DAL	0-0 1/-1 21:04	INJ - UPPER BODY	CAROLINA	0-1 2/1 19:45	0-0 2/0 23:06	1-0 5/0 20:54	0-0 1/0 18:27	12-Nov	Vs DAL
14-Nov	@ STL	0-0 1/0 23:10	INJ - UPPER BODY	CAROLINA	0-0 2/0 17:21	0-0 0/-1 19:01	1-0 2/0 14:57	0-0 1/0 15:29	14-Nov	@ STL
15-Nov	@ CHI	0-0 0/-1 19:16	INJ - UPPER BODY	CAROLINA	0-1 2/0 20:21	1-0 5/-1 20:26	1-0 1/0 18:14	0-0 1/0 16:58	15-Nov	@ CHI
17-Nov	@ NSH	0-0 0/0 17:06	INJ - UPPER BODY	CAROLINA	0-0 6/1 17:29	1-0 2/2 21:21	0-0 1/0 22:42	INJ - LOWER BODY	17-Nov	@ NSH
20-Nov	Vs PHI	0-0 1/3 22:25	INJ - UPPER BODY	CAROLINA	0-1 3/0 18:17	1-0 4/2 22:13	3-0 (W) 5/2 21:40	INJ - LOWER BODY	20-Nov	Vs PHI
21-Nov	@ ANA	0-0 0/1 21:10	INJ - UPPER BODY	CAROLINA	0-0 5/0 19:05	0-1 2/0 20:47	1-1 2/1 19:52	INJ - LOWER BODY	21-Nov	@ ANA
25-Nov	Vs CHI	0-0 0/-2 17:00	INJ - UPPER BODY	CAROLINA	1-0 3/0 19:30	0-0 4/3 22:13	0-1 3/4 19:32	INJ - LOWER BODY	25-Nov	Vs CHI
27-Nov	@ EDM	0-0 1/1 25:07	INJ - UPPER BODY	CAROLINA	0-0 2/0 20:45	3-1 6/3 22:37	0-1 2/2 22:16	INJ - LOWER BODY	27-Nov	@ EDM
29-Nov	@ VAN	0-0 0/-1 19:51	0-0 1/2 21:12	CAROLINA	0-2 5/2 18:18	0-0 1/0 20:20	0-0 3/0 17:59	0-0 0/0 11:13	29-Nov	@ VAN
1-Dec	Vs OTT	0-0 0/1 20:31	0-0 0/3 21:19	CAROLINA	0-0 1/1 17:09	2-0 (W) 5/1 23:29	0-2 8/1 19:33	0-0 1/0 9:01	1-Dec	Vs OTT
3-Dec	Vs STL	0-1 0/1 20:32	0-1 6/1 23:59	CAROLINA	1-0 3/1 21:02	0-0 3/0 22:38	1-0 7/0 21:59	0-0 1/-1 14:54	3-Dec	Vs STL
5-Dec	Vs CGY	0-1 0/0 17:36	0-0 4/-1 22:19	CAROLINA	0-0 5/-1 19:24	0-0 5/0 24:08	0-0 2/1 22:06	0-0 2/-1 13:35	5-Dec	Vs CGY
9-Dec	Vs L.A	0-0 2/1 10:33	0-0 1/0 25:48	CAROLINA	1-0 5/-1 21:22	1-0 6/1 23:15	0-1 4/0 23:56	0-0 0/0 16:19	9-Dec	Vs L.A
11-Dec	Vs DAL	INJ - LOWER BODY	1-0 4/1 24:20	CAROLINA	0-0 3/0 19:07	0-0 2/0 23:10	1-1 5/2 22:33	0-0 2/-1 15:05	11-Dec	Vs DAL
12-Dec	@ PHX	0-0 3/0 20:39	0-0 5/0 21:15	CAROLINA	0-0 6/0 20:54	0-0 7/0 23:41	1-0 4/0 17:41	0-0 2/0 15:29	12-Dec	@ PHX
17-Dec	Vs ANA	0-1 1/1 19:14	0-0 4/0 21:42	CAROLINA	0-1 6/0 20:22	1-2 (W) 7/3 19:50	0-0 3/0 18:09	1-1 3/3 16:09	17-Dec	Vs ANA
21-Dec	@ DAL	0-0 0/1 24:07	0-0 2/0 20:09	CAROLINA	1-0 5/2 19:22	2-0 (W) 4/1 18:29	0-2 1/2 18:50	0-0 2/0 15:54	21-Dec	@ DAL
22-Dec	@ CHI	0-0 0/-1 17:33	0-0 3/1 21:10	CAROLINA	0-1 1/-1 21:14	0-0 2/1 21:15	1-1 2/2 19:56	0-0 0/0 11:53	22-Dec	@ CHI
26-Dec	Vs ANA	0-0 0/0 20:25	0-2 2/-1 20:09	CAROLINA	0-0 2/0 19:16	2-0 5/0 20:08	1-2 (W) 2/0 19:57	0-1 1/1 11:24	26-Dec	Vs ANA
28-Dec	Vs PHX	0-0 1/-1 22:40	0-1 3/2 26:26	CAROLINA	1-0 2/1 20:41	0-0 7/1 22:42	0-0 5/0 23:04	1-0 5/0 16:58	28-Dec	Vs PHX
30-Dec	Vs WSH	0-0 0/-1 20:08	0-0 4/0 19:59	CAROLINA	2-0 6/0 19:55	0-0 0/-1 19:22	0-1 2/2 18:41	0-1 2/-1 13:09	30-Dec	Vs WSH
31-Dec	@ PHX	0-0 1/-1 22:35	0-0 2/-1 21:10	CAROLINA	0-1 1/-1 17:08	0-0 5/0 26:14	0-0 4/-1 20:57	0-0 0/0 14:01	31-Dec	@ PHX
2-Jan	Vs EDM	1-1 (W) 1/1 20:55	0-0 2/1 19:38	CAROLINA	0-0 1/-1 16:57	1-1 5/2 17:46	1-0 5/1 17:48	0-0 0/-1 12:40	2-Jan	Vs EDM
4-Jan	Vs L.A	1-0 4/-1 18:32	0-0 6/-1 18:52	CAROLINA	0-0 6/-2 16:27	1-0 5/1 19:51	0-0 2/-1 17:03	0-0 4/-1 15:29	4-Jan	Vs L.A
6-Jan	Vs STL	0-0 2/0 21:47	0-0 3/1 22:42	CAROLINA	0-0 4/0 23:39	1-0 6/0 23:37	1-0 (W) 2/1 22:39	0-0 2/0 16:12	6-Jan	Vs STL
9-Jan	Vs DET	0-0 1/-1 20:05	0-0 3/-1 20:02	CAROLINA	0-0 2/-2 17:29	1-0 4/0 19:07	0-1 4/0 20:11	0-0 4/-2 14:52	9-Jan	Vs DET
11-Jan	@ L.A	0-0 1/1 19:02	0-0 5/-1 23:48	CAROLINA	0-0 2/0 21:11	0-0 1/0 23:07	1-0 (W) 7/0 21:36	0-0 2/0 14:50	11-Jan	@ L.A
12-Jan	@ PHX	0-0 0/0 20:48	0-0 3/1 20:34	CAROLINA	0-0 4/1 21:25	2-1 (W) 4/1 17:51	1-1 5/0 16:33	0-0 3/0 17:45	12-Jan	@ PHX
14-Jan	Vs BOS	0-0 4/0 22:56	0-0 1/0 22:23	CAROLINA	0-0 4/0 19:36	0-0 8/1 22:12	0-1 2/1 22:34	0-0 2/0 16:46	14-Jan	Vs BOS
16-Jan	Vs EDM	0-1 3/1 20:31	0-0 1/1 19:41	CAROLINA	0-1 4/1 17:25	1-1 3/1 18:46	0-1 4/1 17:09	2-0 (W) 8/0 17:06	16-Jan	Vs EDM
18-Jan	Vs CGY	0-1 2/1 20:34	1-1 3/1 16:39	CAROLINA	1-3 1/3 16:46	0-1 4/0 17:06	2-0 8/0 17:15	1-1 3/3 12:38	18-Jan	Vs CGY
19-Jan	@ L.A	0-0 0/0 19:28	0-1 1/1 19:32	CAROLINA	0-2 2/0 18:45	2-0 4/-1 17:54	0-0 2/-1 17:30	0-0 2/0 15:22	19-Jan	@ L.A
Date	Opp.	MURRAY	BLAKE	WALLIN	PAVELSKI	MARLEAU	HEATLEY	SETOGUCHI	Date	Opp.
		#3	#4	#7	#8	#12	#15	#16		

		MURRAY	BLAKE	WALLIN	PAVELSKI	MARLEAU	HEATLEY	SETOGUCHI		
Date	Opp.	#3	#4	#7	#8	#12	#15	#16	Date	Opp.
21-Jan	Vs ANA	0-0 0/-1 21:34	1-0 (W) 3/1 24:53	CAROLINA	0-0 3/-1 22:25	1-2 2/2 22:14	0-0 2/2 21:31	0-0 0/-1 14:06	21-Jan	Vs ANA
23-Jan	Vs BUF	0-0 1/1 18:58	0-1 1/1 22:27	CAROLINA	2-0 (W) 6/2 18:29	0-0 1/1 19:39	1-0 6/0 19:16	0-1 1/1 13:50	23-Jan	Vs BUF
28-Jan	Vs CHI	0-0 2/-2 23:56	0-1 2/-2 24:26	CAROLINA	2-0 3/0 16:33	0-1 0/0 23:27	0-1 6/-2 23:10	0-1 1/0 12:06	28-Jan	Vs CHI
30-Jan	Vs MIN	0-1 2/0 21:24	0-0 5/0 25:01	CAROLINA	1-1 (W) 2/0 21:26	2-1 5/1 22:22	0-2 4/1 20:56	0-0 3/0 14:38	30-Jan	Vs MIN
2-Feb	Vs DET	0-0 0/0 21:46	0-0 6/0 23:01	CAROLINA	0-0 3/-1 19:25	0-0 3/1 21:03	0-2 2/2 21:49	0-0 1/-1 15:34	2-Feb	Vs DET
4-Feb	@ STL	0-0 2/1 22:02	0-0 3/1 22:37	CAROLINA	0-0 2/0 22:17	1-0 5/1 19:42	0-1 4/1 19:38	1-0 (W) 3/0 15:58	4-Feb	@ STL
6-Feb	@ NSH	0-0 0/1 21:17	1-0 3/1 22:38	CAROLINA	0-0 1/1 19:46	0-2 2/0 23:34	2-1 (W) 7/0 23:03	0-1 2/0 15:06	6-Feb	@ NSH
8-Feb	@ TOR	0-0 0/-1 21:08	0-1 6/0 22:14	0-0 1/1 17:10	1-0 2/1 19:48	0-0 1/1 21:46	0-1 3/1 22:51	0-2 2/2 16:10	8-Feb	@ TOR
10-Feb	@ CBJ	0-0 0/-1 20:29	0-0 6/-1 19:19	0-0 4/0 19:32	0-0 1/-1 19:07	0-0 5/-3 22:15	0-0 0/-2 17:10	0-0 1/0 15:40	10-Feb	@ CBJ
11-Feb	@ DET	0-0 0/0 23:46	0-0 3/0 20:33	0-1 2/1 23:18	0-0 6/0 22:08	0-0 1/0 22:55	0-0 2/1 19:03	0-0 3/1 13:41	11-Feb	@ DET
13-Feb	@ BUF	0-0 2/-2 19:23	0-0 1/-1 21:21	0-0 3/-1 12:00	0-0 2/-1 20:28	0-0 7/-2 22:25	0-0 3/-2 21:04	0-0 0/0 14:19	13-Feb	@ BUF
2-Mar	Vs N.J	0-0 0/-1 22:41	0-1 2/-1 20:32	0-0 1/1 21:42	1-0 1/0 19:31	0-0 1/0 19:35	0-1 2/0 19:33	2-0 5/0 13:59	2-Mar	Vs N.J
4-Mar	Vs MTL	0-0 0/0 22:04	0-1 3/1 19:39	0-0 3/0 19:13	0-0 6/-1 21:33	1-1 6/0 22:51	1-0 7/0 20:02	0-0 2/0 14:26	4-Mar	Vs MTL
6-Mar	Vs CBJ	0-0 4/0 23:46	0-0 1/0 18:47	0-0 0/0 14:21	1-0 (W) 7/1 20:23	0-2 7/1 22:10	1-0 2/-1 22:39	0-0 3/-1 15:05	6-Mar	Vs CBJ
11-Mar	Vs NSH	0-0 0/1 12:41	0-0 1/1 21:37	0-1 2/3 21:44	2-2 (W) 5/3 19:35	1-1 2/-1 21:11	2-1 5/1 20:46	0-1 1/1 17:47	11-Mar	Vs NSH
13-Mar	Vs FLA	INJ - LOWER BODY	0-0 5/0 22:51	0-0 1/-1 19:55	0-1 3/-3 20:55	1-1 5/0 24:29	0-0 7/0 20:36	0-0 1/0 16:51	13-Mar	Vs FLA
14-Mar	@ ANA	0-0 4/0 24:10	0-0 1/-1 23:55	0-0 0/-2 16:33	0-0 3/-2 17:50	0-0 1/-1 21:46	0-0 3/-3 22:17	0-1 6/0 14:46	14-Mar	@ ANA
16-Mar	@ DAL	0-0 3/-2 23:03	0-0 2/-1 20:24	0-0 3/0 15:49	0-1 6/-3 19:13	0-1 2/0 17:52	0-0 5/-1 19:08	1-0 4/-1 15:04	16-Mar	@ DAL
18-Mar	@ VAN	0-0 0/1 21:31	0-0 4/1 20:07	0-0 0/1 14:04	1-1 9/2 21:56	0-0 2/-1 20:34	0-0 1/-1 20:46	0-1 3/1 16:25	18-Mar	@ VAN
19-Mar	@ CGY	0-0 1/-4 20:33	0-0 3/0 20:50	0-0 0/1 16:16	0-0 2/-2 20:53	0-1 2/1 19:45	1-1 3/1 19:58	0-0 1/-1 16:20	19-Mar	@ CGY
21-Mar	@ EDM	0-0 4/0 17:43	0-0 3/-1 20:45	0-0 1/-2 17:46	0-0 1/-3 16:59	0-0 1/-3 18:22	0-0 1/0 19:14	0-0 1/-2 15:03	21-Mar	@ EDM
23-Mar	@ MIN	0-0 0/1 18:18	0-3 2/3 20:54	0-0 0/0 14:19	1-0 2/1 21:33	0-1 3/1 23:49	1-0 (W) 2/1 20:18	0-0 0/0 15:54	23-Mar	@ MIN
25-Mar	Vs DAL	0-0 2/1 25:25	1-0 2/0 13:04	0-0 0/0 15:08	0-0 3/0 20:43	0-1 6/0 21:26	0-0 6/1 19:54	0-1 7/1 17:07	25-Mar	Vs DAL
27-Mar	Vs VAN	0-0 0/-1 21:31	0-2 1/2 22:10	0-0 0/0 15:19	1-0 (W) 4/2 18:04	1-3 5/3 20:50	1-0 5/0 21:13	0-0 2/0 16:50	27-Mar	Vs VAN
28-Mar	Vs COL	0-1 1/2 23:09	DND	0-0 0/-1 17:21	0-1 3/1 15:47	0-0 1/0 22:53	0-1 5/0 20:57	2-0 (W) 7/1 16:32	28-Mar	Vs COL
31-Mar	@ DAL	0-0 2/-1 19:36	0-0 3/0 20:22	0-0 0/-2 14:15	0-0 4/-3 21:04	0-0 3/-1 21:07	0-1 3/-2 17:49	0-0 3/-1 15:23	31-Mar	@ DAL
2-Apr	@ MIN	0-0 2/1 20:46	0-2 1/2 21:31	0-0 1/0 13:36	0-0 5/0 20:58	0-0 1/0 22:39	0-0 3/0 20:58	0-0 2/0 16:49	2-Apr	@ MIN
4-Apr	@ COL	1-0 1/2 20:58	0-0 0/-1 22:34	0-0 0/0 14:02	1-0 2/1 20:21	1-0 3/1 22:51	0-2 5/1 21:28	0-0 1/-1 11:46	4-Apr	@ COL
6-Apr	@ CGY	0-0 0/0 21:29	1-0 3/1 20:24	0-0 0/0 12:27	0-0 3/0 20:48	0-0 1/0 20:27	0-0 3/0 19:08	0-0 1/0 14:38	6-Apr	@ CGY
8-Apr	Vs VAN	0-1 0/0 18:05	0-0 1/2 20:46	0-0 0/1 10:58	1-0 2/-1 18:53	0-1 2/0 19:32	0-1 4/1 18:44	0-1 5/0 16:25	8-Apr	Vs VAN
10-Apr	Vs PHX	0-1 1/1 20:58	0-0 1/0 24:13	DND	0-1 2/0 17:57	1-0 2/0 21:17	0-1 1/0 22:17	1-0 1/0 18:29	10-Apr	Vs PHX
		MURRAY	BLAKE	WALLIN	PAVELSKI	MARLEAU	HEATLEY	SETOGUCHI		
Date	Opp.	#3	#4	#7	#8	#12	#15	#16	Date	Opp.

Date	Opp.	MITCHELL	THORNTON	NICHOL	BOYLE	MALHOTRA	LEACH	CLOWE	Date	Opp.
		#17	#19	#21	#22	#27	#28	#29		
1-Oct	@ COL	INJ - LOWER BODY	0-0 3/-1 19:58	0-0 2/-1 10:26	0-1 3/-2 26:35	0-0 1/-1 13:32	MONTREAL	0-0 0/1 16:00	1-Oct	@ COL
3-Oct	@ ANA	INJ - LOWER BODY	1-1 5/1 15:46	0-0 0/0 9:28	0-0 4/0 23:16	0-0 2/1 13:31	MONTREAL	0-0 5/0 19:11	3-Oct	@ ANA
6-Oct	@ L.A	INJ - LOWER BODY	0-3 2/-3 22:35	0-0 0/0 11:26	0-1 3/0 23:29	0-0 2/-1 14:47	MONTREAL	0-0 1/2 16:14	6-Oct	@ L.A
8-Oct	Vs CBJ	INJ - LOWER BODY	0-4 1/4 21:10	0-0 0/-1 12:26	1-2 2/2 27:06	0-0 1/0 14:31	MONTREAL	0-0 1/0 14:44	8-Oct	Vs CBJ
10-Oct	Vs MIN	INJ - LOWER BODY	0-1 1/0 20:16	0-0 3/-1 13:16	0-1 2/0 26:23	0-0 1/0 13:16	MONTREAL	0-0 0/0 16:49	10-Oct	Vs MIN
12-Oct	Vs PHX	INJ - LOWER BODY	0-0 5/0 21:50	0-0 1/0 16:02	0-0 3/0 27:04	0-0 1/0 12:31	MONTREAL	0-0 3/0 21:28	12-Oct	Vs PHX
15-Oct	@ WSH	INJ - LOWER BODY	0-0 0/-1 20:02	0-1 0/0 12:52	0-0 1/0 27:15	0-0 0/0 14:55	MONTREAL	0-0 1/0 15:10	15-Oct	@ WSH
17-Oct	@ NYI	INJ - LOWER BODY	1-2 3/1 23:10	0-0 1/0 14:41	0-1 0/0 24:12	0-0 1/0 16:13	MONTREAL	0-1 1/1 16:21	17-Oct	@ NYI
19-Oct	@ NYR	INJ - LOWER BODY	0-1 0/0 19:37	0-0 0/0 12:00	0-1 1/2 24:22	0-0 2/1 13:43	MONTREAL	0-0 6/2 15:21	19-Oct	@ NYR
22-Oct	@ T.B	INJ - LOWER BODY	0-1 0/-2 19:41	0-0 0/0 8:14	1-0 3/-2 25:59	0-0 1/0 15:37	MONTREAL	0-0 3/-2 18:49	22-Oct	@ T.B
24-Oct	@ ATL	INJ - LOWER BODY	1-0 4/-1 20:49	0-0 0/0 13:20	0-1 0/0 26:16	0-1 1/1 19:18	MONTREAL	0-1 1/1 19:26	24-Oct	@ ATL
25-Oct	@ PHI	INJ - LOWER BODY	0-1 2/0 21:14	0-0 0/0 13:59	0-2 1/1 25:20	2-0 (W) 3/2 17:59	MONTREAL	0-0 2/0 17:13	25-Oct	@ PHI
28-Oct	Vs L.A	INJ - LOWER BODY	0-0 1/-1 24:06	0-0 2/0 14:28	0-1 3/0 26:15	0-0 2/0 17:46	MONTREAL	0-0 2/0 21:05	28-Oct	Vs L.A
30-Oct	Vs COL	INJ - LOWER BODY	0-0 3/1 20:03	0-0 3/0 15:10	0-0 3/0 26:02	0-0 3/1 16:45	MONTREAL	1-1 5/1 18:09	30-Oct	Vs COL
1-Nov	@ CAR	INJ - LOWER BODY	0-2 3/1 19:05	0-0 1/0 15:15	0-0 2/1 24:09	0-0 0/2 18:28	MONTREAL	0-2 1/1 17:21	1-Nov	@ CAR
4-Nov	@ CBJ	INJ - LOWER BODY	1-0 2/1 22:16	0-0 1/0 16:19	0-1 3/-1 26:00	0-0 3/0 18:16	MONTREAL	0-1 5/0 21:26	4-Nov	@ CBJ
5-Nov	@ DET	INJ - LOWER BODY	0-1 1/0 22:47	0-0 3/0 17:49	0-0 5/0 26:33	0-0 2/0 21:25	MONTREAL	0-0 0/-1 19:56	5-Nov	@ DET
7-Nov	Vs PIT	INJ - LOWER BODY	0-1 2/1 18:24	0-1 1/2 14:17	1-1 4/3 29:47	1-1 2/0 15:46	MONTREAL	0-1 3/0 18:37	7-Nov	Vs PIT
10-Nov	Vs NSH	INJ - LOWER BODY	0-0 1/2 18:57	0-0 3/-1 14:10	1-1 (W) 3/2 26:07	0-0 0/-1 13:52	MONTREAL	0-1 1/0 18:15	10-Nov	Vs NSH
12-Nov	Vs DAL	INJ - LOWER BODY	0-0 2/0 21:03	0-0 1/0 14:14	0-0 2/1 30:40	0-0 2/-1 14:31	MONTREAL	1-0 3/1 17:29	12-Nov	Vs DAL
14-Nov	@ STL	INJ - LOWER BODY	1-0 2/0 17:47	0-0 2/1 15:51	0-2 2/0 27:21	0-1 1/1 15:15	MONTREAL	0-1 0/-1 15:01	14-Nov	@ STL
15-Nov	@ CHI	INJ - LOWER BODY	0-1 1/-1 20:15	0-0 2/0 14:24	0-0 2/-2 26:47	0-0 1/0 14:50	MONTREAL	0-0 1/0 18:18	15-Nov	@ CHI
17-Nov	@ NSH	INJ - LOWER BODY	1-1 3/0 22:31	1-0 6/1 13:50	0-0 0/2 28:46	0-0 3/0 14:52	MONTREAL	0-1 2/-1 17:14	17-Nov	@ NSH
20-Nov	Vs PHI	INJ - LOWER BODY	0-4 2/2 20:59	0-0 0/-1 14:40	0-1 0/0 28:39	1-1 2/0 16:04	MONTREAL	1-1 3/0 16:42	20-Nov	Vs PHI
21-Nov	@ ANA	INJ - LOWER BODY	1-1 (W) 6/1 20:25	0-0 5/0 12:43	0-0 1/1 25:47	0-0 1/0 18:23	MONTREAL	1-0 4/1 16:42	21-Nov	@ ANA
25-Nov	Vs CHI	INJ - LOWER BODY	0-1 1/-4 17:54	0-0 2/-1 13:17	1-0 3/-4 28:08	0-0 0/-2 16:34	MONTREAL	0-1 0/-1 17:17	25-Nov	Vs CHI
27-Nov	@ EDM	0-0 1/0 6:25	0-3 2/2 23:23	0-0 1/-2 12:59	0-1 5/1 34:28	0-0 1/-1 17:58	MONTREAL	1-0 1/0 17:57	27-Nov	@ EDM
29-Nov	@ VAN	0-0 0/0 8:45	0-1 1/0 18:06	0-0 2/-1 14:42	1-0 4/-1 24:34	1-0 (W) 1/2 16:19	MONTREAL	0-1 0/0 19:19	29-Nov	@ VAN
1-Dec	Vs OTT	0-0 0/1 9:19	0-2 1/1 20:15	0-1 0/1 12:50	0-0 4/0 27:53	1-1 3/2 15:38	CLAIMED-WAIVERS	1-0 2/1 17:02	1-Dec	Vs OTT
3-Dec	Vs STL	0-0 1/0 7:47	0-1 0/0 21:41	0-0 1/-1 12:40	0-0 7/0 29:25	0-0 1/0 16:22	DND	0-10/1 18:40	3-Dec	Vs STL
5-Dec	Vs CGY	0-0 1/0 7:22	0-0 2/1 21:48	0-0 1/-1 12:01	0-1 4/0 29:18	0-0 2/-1 12:06	DND	1-0 1/0 16:12	5-Dec	Vs CGY
9-Dec	Vs L.A	0-0 0/1 6:01	0-2 1/1 23:11	0-0 0/0 11:22	1-0 5/0 30:57	1-0 1/1 11:30	DND	0-2 3/1 19:38	9-Dec	Vs L.A
11-Dec	Vs DAL	0-0 3/0 9:40	0-1 2/1 21:03	0-0 2/-1 11:54	0-1 1/0 28:00	0-1 2/1 16:39	0-0 1/-1 17:48	0-0 2/0 15:55	11-Dec	Vs DAL
12-Dec	@ PHX	0-0 1/-1 11:59	0-1 1/-1 19:07	0-0 3/0 7:52	0-1 3/-1 29:00	0-0 1/0 14:40	DND	0-0 1/0 17:37	12-Dec	@ PHX
17-Dec	Vs ANA	0-0 2/0 11:45	2-2 3/3 18:43	0-0 0/0 11:16	0-1 1/2 25:29	0-0 2/0 12:46	DND	0-0 0/0 16:29	17-Dec	Vs ANA
21-Dec	@ DAL	0-0 0/0 8:22	0-1 3/1 18:10	0-0 4/0 13:58	0-1 0/2 24:15	0-0 0/0 14:58	DND	1-1 3/2 16:36	21-Dec	@ DAL
22-Dec	@ CHI	0-0 0/0 7:33	1-1 2/3 18:59	0-0 0/0 13:08	0-1 0/0 24:05	0-0 0/-1 13:56	DND	0-0 0/-1 18:26	22-Dec	@ CHI
26-Dec	Vs ANA	0-0 2/0 9:51	0-3 0/0 18:59	0-1 0/1 10:55	0-0 0/0 23:58	0-1 0/1 13:44	DND	1-0 4/0 16:02	26-Dec	Vs ANA
28-Dec	Vs PHX	0-0 0/1 7:43	0-0 4/-2 21:40	0-0 1/-1 11:49	0-0 1/-1 25:57	0-0 0/0 16:16	DND	0-0 1/-1 19:42	28-Dec	Vs PHX
30-Dec	Vs WSH	1-0 2/1 10:58	1-0 2/0 17:47	0-0 1/0 13:01	0-0 2/-1 23:07	0-0 2/1 17:04	DND	1-0 (W) 2/2 15:50	30-Dec	Vs WSH
31-Dec	@ PHX	0-0 1/0 10:21	0-0 2/0 21:42	0-0 1/0 12:35	1-0 2/-1 27:25	0-0 1/0 15:19	DND	0-1 5/-1 15:51	31-Dec	@ PHX
2-Jan	Vs EDM	0-1 1/1 13:27	0-2 0/2 16:32	0-1 0/1 13:21	0-0 2/2 23:55	INJ - LOWER BODY	0-0 0/1 15:45	0-0 3/-1 14:34	2-Jan	Vs EDM
4-Jan	Vs L.A	0-0 0/-1 13:07	0-1 1/1 19:49	0-1 0/0 15:27	0-0 4/-1 26:10	INJ - LOWER BODY	0-0 2/0 15:25	0-1 5/-3 17:14	4-Jan	Vs L.A
6-Jan	Vs STL	0-0 1/0 12:50	0-0 5/0 20:44	0-0 1/0 9:57	0-1 1/0 27:01	INJ - LOWER BODY	0-0 0/0 13:41	0-1 5/1 17:51	6-Jan	Vs STL
9-Jan	Vs DET	0-0 2/0 13:52	0-0 1/-1 20:44	0-0 2/0 12:57	0-1 2/-2 25:28	INJ - LOWER BODY	DND	0-0 2/-2 17:27	9-Jan	Vs DET
11-Jan	@ L.A	0-0 1/-1 12:45	0-1 3/0 19:56	0-0 0/1 10:23	1-1 7/1 25:11	INJ - LOWER BODY	DND	0-0 4/0 15:03	11-Jan	@ L.A
12-Jan	@ PHX	0-0 1/0 12:29	0-1 1/0 17:20	0-0 4/0 13:01	0-1 1/0 24:09	INJ - LOWER BODY	0-0 0/0 16:18	0-0 4/0 18:35	12-Jan	@ PHX
14-Jan	Vs BOS	0-0 0/-1 7:40	1-0 2/1 22:30	0-0 2/0 14:20	0-1 4/0 25:09	0-0 3/0 15:46	0-0 2/0 18:09	0-0 2/0 17:32	14-Jan	Vs BOS
16-Jan	Vs EDM	0-0 0/0 9:26	1-1 1/2 16:59	0-0 1/-1 16:22	0-0 2/0 23:09	0-2 0/1 16:40	0-0 2/0 17:10	0-1 2/-1 16:26	16-Jan	Vs EDM
18-Jan	Vs CGY	0-0 1/0 9:55	0-1 0/0 17:11	1-2 5/4 16:12	0-2 3/1 22:10	1-1 (W) 3/3 15:20	0-1 1/4 19:37	1-1 3/2 16:01	18-Jan	Vs CGY
19-Jan	@ L.A	0-0 1/0 9:05	0-0 0/-1 17:06	0-0 1/1 15:41	1-2 (W) 1/1 17:39	0-1 3/1 16:50	0-0 1/1 18:49	2-0 3/1 14:23	19-Jan	@ L.A
Date	Opp.	MITCHELL	THORNTON	NICHOL	BOYLE	MALHOTRA	LEACH	CLOWE	Date	Opp.
		#17	#19	#21	#22	#27	#28	#29		

		MITCHELL	THORNTON	NICHOL	BOYLE	MALHOTRA	LEACH	CLOWE		
Date	Opp.	#17	#19	#21	#22	#27	#28	#29	Date	Opp.
21-Jan	Vs ANA	0-0 0/0 8:28	0-2 1/2 19:54	0-0 1/0 13:13	INJ - UPPER BODY	0-0 1/-1 17:59	0-0 2/0 14:15	0-0 2/0 16:13	21-Jan	Vs ANA
23-Jan	Vs BUF	0-0 2/0 9:39	0-1 1/0 18:17	0-2 0/2 14:28	INJ - UPPER BODY	0-2 0/2 15:53	0-0 1/0 15:49	0-1 0/1 16:16	23-Jan	Vs BUF
28-Jan	Vs CHI	0-0 1/0 9:01	0-0 1/-1 22:54	0-0 1/-1 13:04	INJ - UPPER BODY	1-0 4/0 13:57	0-0 1/1 19:17	0-0 2/0 14:49	28-Jan	Vs CHI
30-Jan	Vs MIN	0-0 2/0 9:10	0-1 0/0 19:17	0-0 2/1 15:58	INJ - UPPER BODY	0-1 4/0 16:46	0-0 2/1 14:22	0-1 2/0 15:12	30-Jan	Vs MIN
2-Feb	Vs DET	0-0 0/0 7:20	2-0 6/2 19:59	0-0 1/-1 15:17	INJ - UPPER BODY	0-0 2/-1 16:51	0-0 1/-1 15:34	0-0 1/-1 15:47	2-Feb	Vs DET
4-Feb	@ STL	0-0 0/0 10:57	0-1 1/1 19:22	1-1 4/1 14:38	INJ - UPPER BODY	0-0 1/0 15:26	0-0 0/0 18:59	1-1 4/1 13:03	4-Feb	@ STL
6-Feb	@ NSH	0-1 0/1 14:04	0-2 1/0 23:01	0-0 0/-1 15:59	0-0 2/-1 19:10	INJ - LOWER BODY	0-0 1/-1 13:34	0-0 3/-1 17:42	6-Feb	@ NSH
8-Feb	@ TOR	0-0 1/-1 15:53	0-1 1/1 19:32	0-0 0/0 16:22	1-0 2/1 20:22	INJ - LOWER BODY	0-0 0/2 17:30	1-0 (W) 4/2 18:44	8-Feb	@ TOR
10-Feb	@ CBJ	0-0 1/-1 13:59	0-0 1/3 19:04	0-0 1/0 13:41	0-0 1/2 28:41	INJ - LOWER BODY	0-0 3/0 12:33	0-0 8/-1 18:45	10-Feb	@ CBJ
11-Feb	@ DET	0-1 0/0 16:18	1-0 2/1 17:56	0-1 1/0 15:42	0-1 0/1 27:15	INJ - LOWER BODY	0-0 0/0 14:34	0-0 2/0 17:08	11-Feb	@ DET
13-Feb	@ BUF	0-0 1/0 12:49	0-0 2/-1 19:53	0-0 0/0 13:42	0-0 2/0 28:30	INJ - LOWER BODY	0-0 1/-1 15:24	0-0 0/0 17:08	13-Feb	@ BUF
2-Mar	Vs N.J.	0-0 0/0 12:06	0-1 0/0 18:36	0-0 0/-1 11:00	0-0 0/1 28:30	0-1 3/1 15:56	DND	0-1 1/-1 16:11	2-Mar	Vs N.J.
4-Mar	Vs MTL	0-1 2/1 11:57	0-0 2/0 21:00	0-1 1/1 8:54	0-1 2/-1 28:56	1-0 (W) 5/0 14:31	0-0 0/1 10:18	0-0 0/0 16:32	4-Mar	Vs MTL
6-Mar	Vs CBJ	0-0 0/0 12:14	0-1 3/-1 21:48	INJ - LOWER BODY	0-0 6/0 31:49	0-0 5/0 14:20	0-0 0/0 10:57	0-1 2/1 18:35	6-Mar	Vs CBJ
11-Mar	Vs NSH	0-1 0/0 15:06	1-1 3/1 19:10	0-2 0/3 13:07	0-1 1/2 27:44	1-2 1/3 14:05	1-0 1/-1 14:03	0-1 2/-1 16:35	11-Mar	Vs NSH
13-Mar	Vs FLA	0-0 1/1 14:46	0-0 2/-1 20:32	0-0 1/-1 15:44	0-0 2/0 28:41	0-0 2/-1 11:51	0-0 0/-1 13:52	1-1 4/0 19:10	13-Mar	Vs FLA
14-Mar	@ ANA	0-0 1/1 10:51	1-0 3/0 20:22	0-0 0/0 9:06	0-0 5/0 24:03	0-0 0/0 15:21	0-0 0/0 12:01	0-0 2/-2 18:14	14-Mar	@ ANA
16-Mar	@ DAL	0-0 3/-1 11:21	0-1 1/-2 19:30	0-0 2/-1 14:38	1-0 8/-2 26:16	0-0 1/3 13:58	0-0 2/-2 14:12	0-1 3/-3 17:49	16-Mar	@ DAL
18-Mar	@ VAN	0-0 1/0 13:13	0-0 2/-1 21:19	0-0 0/0 6:57	0-0 4/0 25:27	0-0 2/0 15:30	0-0 0/-1 13:01	1-0 2/2 19:42	18-Mar	@ VAN
19-Mar	@ CGY	0-0 3/1 10:55	0-1 0/1 17:34	0-0 1/-1 12:30	1-0 5/-2 28:05	1-0 1/1 13:35	0-0 2/1 12:23	0-0 3/-2 16:29	19-Mar	@ CGY
21-Mar	@ EDM	0-0 0/0 14:20	0-1 1/0 17:01	0-0 0/0 9:10	0-1 2/-1 23:14	0-0 2/-2 15:46	DND	1-0 2/0 18:45	21-Mar	@ EDM
23-Mar	@ MIN	1-0 1/2 16:08	1-0 3/2 18:55	INJ - UPPER BODY	0-0 0/1 25:28	0-1 1/2 19:05	DND	0-2 1/2 17:49	23-Mar	@ MIN
25-Mar	Vs DAL	0-0 2/0 15:25	0-1 1/0 19:47	INJ - UPPER BODY	1-1 (W) 7/1 29:32	0-1 0/0 19:02	DND	0-1 4/0 18:44	25-Mar	Vs DAL
27-Mar	Vs VAN	0-0 3/-1 13:43	0-0 0/-1 10:19	0-0 1/0 10:32	0-1 0/0 23:01	0-0 1/2 17:08	DND	1-0 4/0 15:56	27-Mar	Vs VAN
28-Mar	Vs COL	0-0 2/0 18:06	INJ - LOWER BODY	0-0 1/0 9:28	1-1 1/2 25:42	0-0 4/0 15:11	DND	0-1 0/1 15:38	28-Mar	Vs COL
31-Mar	@ DAL	0-0 4/-2 15:21	INJ - LOWER BODY	0-0 0/-1 12:50	0-1 0/-2 28:04	0-0 0/-1 18:25	DND	0-0 2/0 4:33	31-Mar	@ DAL
2-Apr	@ MIN	0-1 2/1 12:25	INJ - LOWER BODY	1-0 2/1 12:17	0-1 2/0 23:38	1-0 2/2 15:59	DND	0-1 1/0 19:35	2-Apr	@ MIN
4-Apr	@ COL	0-1 0/1 8:58	0-2 2/1 19:30	0-0 0/0 12:17	0-1 0/1 26:46	0-0 0/-2 17:09	DND	0-1 2/-2 18:25	4-Apr	@ COL
6-Apr	@ CGY	0-0 1/0 12:14	0-0 2/0 18:18	0-0 0/0 12:23	0-0 1/0 25:08	0-0 1/0 15:46	DND	0-1 3/1 19:31	6-Apr	@ CGY
8-Apr	Vs VAN	0-2 0/2 11:32	1-0 (W) 1/1 17:56	0-0 0/0 13:59	0-0 4/0 25:26	1-0 4/2 13:27	DND	0-1 3/1 12:06	8-Apr	Vs VAN
10-Apr	Vs PHX	0-0 3/0 13:12	0-1 2/0 21:45	0-0 1/0 9:55	0-0 1/1 26:42	0-0 0/0 13:44	DND	0-0 8/0 20:06	10-Apr	Vs PHX
		MITCHELL	THORNTON	NICHOL	BOYLE	MALHOTRA	LEACH	CLOWE		
Date	Opp.	#17	#19	#21	#22	#27	#28	#29	Date	Opp.

Date	Opp.	HELMINEN	COUTURE	HUSKINS	ORTMEYER	MCCARTHY	VLASIC	SHELLEY	Date	Opp.
		#36	#39	#40	#41	#43	#44	#45		
1-Oct	@ COL	WORCESTER	WORCESTER	0-0 1/-1 13:59	0-0 2/-1 9:55	WORCESTER	0-0 3/0 24:48	0-0 0/-1 4:00	1-Oct	@ COL
3-Oct	@ ANA	WORCESTER	WORCESTER	0-0 1/2 14:45	0-0 1/0 11:20	WORCESTER	0-0 0/1 25:37	0-0 1/0 5:43	3-Oct	@ ANA
6-Oct	@ L.A	WORCESTER	WORCESTER	0-0 0/-2 16:13	0-0 1/0 13:02	WORCESTER	0-0 1/-4 22:04	0-0 0/0 5:15	6-Oct	@ L.A
8-Oct	Vs CBJ	WORCESTER	WORCESTER	0-0 0/1 15:05	0-0 0/-1 8:36	WORCESTER	1-0 1/2 20:01	0-0 0/0 6:37	8-Oct	Vs CBJ
10-Oct	Vs MIN	WORCESTER	WORCESTER	0-1 1/2 14:58	1-0 1/1 12:32	WORCESTER	0-1 0/0 23:08	0-1 0/2 2:29	10-Oct	Vs MIN
12-Oct	Vs PHX	WORCESTER	WORCESTER	0-0 0/0 16:25	0-0 3/0 14:12	WORCESTER	0-0 0/0 24:12	0-0 1/0 4:08	12-Oct	Vs PHX
15-Oct	@ WSH	WORCESTER	WORCESTER	0-1 1/-1 18:06	0-0 2/-1 11:54	WORCESTER	0-0 2/-2 25:06	DND	15-Oct	@ WSH
17-Oct	@ NYI	WORCESTER	WORCESTER	0-0 0/2 15:21	0-0 4/0 13:13	WORCESTER	0-0 3/0 22:22	0-0 0/0 5:01	17-Oct	@ NYI
19-Oct	@ NYR	WORCESTER	WORCESTER	0-1 0/2 17:26	1-0 1/1 13:15	WORCESTER	0-0 1/-1 19:33	0-1 1/0 9:33	19-Oct	@ NYR
22-Oct	@ T.B	WORCESTER	WORCESTER	0-1 1/0 15:22	0-0 1/0 14:49	WORCESTER	0-0 2/-2 24:20	0-0 1/0 7:01	22-Oct	@ T.B
24-Oct	@ ATL	WORCESTER	WORCESTER	0-0 0/0 16:02	0-0 0/0 13:10	WORCESTER	0-0 1/0 23:25	0-0 0/0 5:00	24-Oct	@ ATL
25-Oct	@ PHI	WORCESTER	0-0 2/0 7:01	0-0 1/0 17:34	1-0 3/0 14:00	WORCESTER	0-1 3/1 24:16	0-0 0/0 5:28	25-Oct	@ PHI
28-Oct	Vs L.A	WORCESTER	0-0 0/0 6:42	0-0 0/0 19:25	0-0 2/0 12:06	WORCESTER	0-0 2/-1 22:48	0-0 1/0 6:41	28-Oct	Vs L.A
30-Oct	Vs COL	WORCESTER	0-0 0/0 7:39	0-0 0/1 17:32	0-0 3/0 11:29	WORCESTER	0-1 1/2 19:34	0-0 2/0 6:21	30-Oct	Vs COL
1-Nov	@ CAR	WORCESTER	0-1 0/0 7:30	1-0 2/1 17:32	0-0 1/0 13:16	WORCESTER	1-0 2/1 22:50	0-1 1/0 7:32	1-Nov	@ CAR
4-Nov	@ CBJ	WORCESTER	0-0 2/0 7:26	0-0 0/0 21:26	0-0 0/0 15:09	WORCESTER	0-0 1/1 27:27	0-0 1/0 8:16	4-Nov	@ CBJ
5-Nov	@ DET	WORCESTER	1-0 6/1 8:53	0-0 0/1 21:50	0-0 4/0 13:12	WORCESTER	0-0 3/-1 28:50	0-0 0/0 5:52	5-Nov	@ DET
7-Nov	Vs PIT	WORCESTER	0-0 0/0 7:58	0-1 0/1 19:28	0-2 0/2 13:12	WORCESTER	0-1 2/0 24:05	0-0 1/0 6:31	7-Nov	Vs PIT
10-Nov	Vs NSH	WORCESTER	WORCESTER	0-0 0/-1 18:37	0-0 1/-1 11:36	WORCESTER	0-1 0/2 23:03	INJ - HAND	10-Nov	Vs NSH
12-Nov	Vs DAL	WORCESTER	WORCESTER	0-0 1/0 20:20	0-0 4/0 12:18	WORCESTER	0-1 1/1 22:30	INJ - HAND	12-Nov	Vs DAL
14-Nov	@ STL	WORCESTER	0-0 1/-1 7:59	0-0 0/0 17:52	1-0 (W) 1/1 13:55	WORCESTER	0-0 0/0 25:50	INJ - HAND	14-Nov	@ STL
15-Nov	@ CHI	WORCESTER	0-0 1/-1 7:24	0-0 0/0 18:49	0-0 2/0 13:58	WORCESTER	0-0 0/-1 24:52	INJ - HAND	15-Nov	@ CHI
17-Nov	@ NSH	WORCESTER	0-0 1/0 7:52	0-0 0/0 19:29	0-1 2/1 12:48	WORCESTER	0-0 1/0 23:43	INJ - HAND	17-Nov	@ NSH
20-Nov	Vs PHI	WORCESTER	0-0 1/-1 6:13	0-1 1/-3 20:41	0-0 1/0 14:19	WORCESTER	0-0 2/1 20:00	INJ - HAND	20-Nov	Vs PHI
21-Nov	@ ANA	WORCESTER	INJ - FLU	0-1 0/1 19:49	0-0 7/1 12:57	WORCESTER	0-0 0/0 21:13	INJ - HAND	21-Nov	@ ANA
25-Nov	Vs CHI	WORCESTER	WORCESTER	0-1 2/-2 20:01	0-0 2/-1 14:20	WORCESTER	0-0 2/-2 20:54	INJ - HAND	25-Nov	Vs CHI
27-Nov	@ EDM	WORCESTER	WORCESTER	0-0 1/-1 20:34	0-0 3/-2 13:51	WORCESTER	0-1 3/0 23:00	INJ - HAND	27-Nov	@ EDM
29-Nov	@ VAN	WORCESTER	WORCESTER	0-1 1/0 18:30	0-1 2/0 9:53	WORCESTER	0-0 1/2 22:24	INJ - HAND	29-Nov	@ VAN
1-Dec	Vs OTT	WORCESTER	WORCESTER	0-0 0/1 16:16	0-0 3/2 10:34	WORCESTER	0-0 0/2 23:11	INJ - HAND	1-Dec	Vs OTT
3-Dec	Vs STL	WORCESTER	WORCESTER	0-0 1/-2 20:59	INJ - UPPER BODY	WORCESTER	0-0 1/0 19:18	INJ - HAND	3-Dec	Vs STL
5-Dec	Vs CGY	WORCESTER	WORCESTER	0-0 1/0 17:05	0-0 0/0 8:47	WORCESTER	0-0 3/-1 21:49	INJ - HAND	5-Dec	Vs CGY
9-Dec	Vs L.A	WORCESTER	WORCESTER	0-1 1/-2 19:32	0-0 1/-1 5:48	WORCESTER	0-1 1/1 23:15	INJ - HAND	9-Dec	Vs L.A
11-Dec	Vs DAL	WORCESTER	WORCESTER	0-0 0/1 19:00	0-0 1/0 7:31	WORCESTER	0-0 0/1 25:39	INJ - HAND	11-Dec	Vs DAL
12-Dec	@ PHX	WORCESTER	WORCESTER	0-0 0/0 14:33	0-0 0/0 5:45	WORCESTER	0-0 0/-1 21:53	INJ - HAND	12-Dec	@ PHX
17-Dec	Vs ANA	WORCESTER	WORCESTER	0-0 0/2 13:01	0-0 2/0 10:42	WORCESTER	0-0 1/0 22:28	INJ - HAND	17-Dec	Vs ANA
21-Dec	@ DAL	WORCESTER	WORCESTER	0-0 0/1 18:26	0-0 2/1 13:55	WORCESTER	0-0 1/1 20:23	INJ - HAND	21-Dec	@ DAL
22-Dec	@ CHI	WORCESTER	WORCESTER	0-0 0/0 16:23	0-0 1/0 9:15	WORCESTER	0-0 1/1 22:26	INJ - HAND	22-Dec	@ CHI
26-Dec	Vs ANA	WORCESTER	WORCESTER	0-0 1/1 16:31	0-0 2/0 14:47	WORCESTER	0-0 2/1 21:40	INJ - HAND	26-Dec	Vs ANA
28-Dec	Vs PHX	WORCESTER	WORCESTER	0-0 0/-1 12:23	0-0 4/-1 10:18	WORCESTER	0-0 1/2 25:14	INJ - HAND	28-Dec	Vs PHX
30-Dec	Vs WSH	WORCESTER	WORCESTER	0-1 2/1 16:51	0-0 1/0 11:28	WORCESTER	0-0 1/1 20:42	INJ - HAND	30-Dec	Vs WSH
31-Dec	@ PHX	WORCESTER	WORCESTER	1-0 1/1 16:58	0-0 1/0 12:19	WORCESTER	0-0 1/-1 22:15	INJ - HAND	31-Dec	@ PHX
2-Jan	Vs EDM	WORCESTER	WORCESTER	0-1 0/1 17:06	0-0 1/1 14:12	WORCESTER	0-0 1/0 20:45	0-0 1/1 10:46	2-Jan	Vs EDM
4-Jan	Vs L.A	WORCESTER	WORCESTER	0-0 2/0 18:14	0-1 3/0 12:20	WORCESTER	0-0 0/-1 18:34	0-0 2/0 10:25	4-Jan	Vs L.A
6-Jan	Vs STL	WORCESTER	WORCESTER	0-0 2/0 15:09	0-0 3/0 14:00	WORCESTER	0-0 5/1 24:00	0-0 0/0 5:12	6-Jan	Vs STL
9-Jan	Vs DET	WORCESTER	WORCESTER	0-0 1/-1 15:10	0-0 3/-1 15:15	0-0 1/-1 11:06	0-0 0/-1 21:10	0-0 0/0 7:37	9-Jan	Vs DET
11-Jan	@ L.A	WORCESTER	WORCESTER	0-0 1/0 13:38	0-0 1/-1 14:06	0-0 1/-1 19:46	0-0 0/-1 24:21	0-0 0/1 4:30	11-Jan	@ L.A
12-Jan	@ PHX	WORCESTER	WORCESTER	0-0 1/0 16:43	0-0 0/0 12:00	0-0 1/0 8:01	0-0 0/1 20:57	0-0 0/0 5:44	12-Jan	@ PHX
14-Jan	Vs BOS	WORCESTER	WORCESTER	0-0 0/0 18:28	0-0 2/0 13:34	0-0 0/-1 7:38	0-0 1/0 21:12	0-0 3/-1 7:35	14-Jan	Vs BOS
16-Jan	Vs EDM	WORCESTER	WORCESTER	0-0 0/0 17:24	0-0 3/-1 15:34	WORCESTER	0-0 0/0 19:51	0-0 1/0 9:31	16-Jan	Vs EDM
18-Jan	Vs CGY	WORCESTER	WORCESTER	0-0 1/3 18:39	1-2 5/3 16:50	WORCESTER	0-0 2/2 20:17	0-0 0/0 10:58	18-Jan	Vs CGY
19-Jan	@ L.A	WORCESTER	WORCESTER	0-0 1/0 20:23	0-1 2/1 12:25	WORCESTER	0-0 0/1 22:14	0-0 0/0 7:18	19-Jan	@ L.A
Date	Opp.	HELMINEN	COUTURE	HUSKINS	ORTMEYER	MCCARTHY	VLASIC	SHELLEY	Date	Opp.
		#36	#39	#40	#41	#43	#44	#45		

		HELMINEN	COUTURE	HUSKINS	ORTMEYER	MCCARTHY	VLASIC	SHELLEY		
Date	Opp.	#36	#39	#40	#41	#43	#44	#45	Date	Opp.
21-Jan	Vs ANA	WORCESTER	WORCESTER	0-0 1/1 14:57	0-0 0/0 10:17	WORCESTER	1-0 5/1 17:41	0-0 1/0 5:52	21-Jan	Vs ANA
23-Jan	Vs BUF	WORCESTER	WORCESTER	0-0 0/0 16:09	2-0 2/2 11:49	WORCESTER	0-1 2/3 23:11	0-0 0/0 6:35	23-Jan	Vs BUF
28-Jan	Vs CHI	WORCESTER	0-0 2/0 10:21	0-0 1/0 25:46	0-0 6/0 12:51	WORCESTER	0-1 0/1 7:25	0-0 1/-19:25	28-Jan	Vs CHI
30-Jan	Vs MIN	WORCESTER	WORCESTER	0-0 1/0 19:25	0-0 0/0 12:43	WORCESTER	INJ - LOWER BODY	0-0 0/0 4:56	30-Jan	Vs MIN
2-Feb	Vs DET	WORCESTER	WORCESTER	0-0 0/1 21:01	0-0 1/-19:51	WORCESTER	INJ - LOWER BODY	DND	2-Feb	Vs DET
4-Feb	@ STL	WORCESTER	WORCESTER	0-1 0/1 18:56	0-2 2/1 13:28	WORCESTER	INJ - LOWER BODY	0-0 0/0 6:09	4-Feb	@ STL
6-Feb	@ NSH	WORCESTER	WORCESTER	0-1 2/0 19:51	0-0 1/-1 13:29	WORCESTER	INJ - LOWER BODY	0-0 0/0 5:25	6-Feb	@ NSH
8-Feb	@ TOR	0-0 0/0 9:07	WORCESTER	0-0 1/1 18:52	0-0 1/-1 11:19	WORCESTER	INJ - LOWER BODY	0-0 0/0 3:59	8-Feb	@ TOR
10-Feb	@ CBJ	0-0 0/0 12:00	WORCESTER	0-0 2/-1 15:18	0-0 5/0 11:49	WORCESTER	INJ - LOWER BODY	0-0 1/0 7:14	10-Feb	@ CBJ
11-Feb	@ DET	1-0 1/0 11:59	WORCESTER	0-0 0/0 19:05	0-0 3/0 10:20	WORCESTER	INJ - LOWER BODY	0-0 0/0 5:41	11-Feb	@ DET
13-Feb	@ BUF	0-0 0/-1 10:50	WORCESTER	1-0 1/1 19:03	0-0 3/0 10:16	WORCESTER	INJ - LOWER BODY	DND	13-Feb	@ BUF
2-Mar	Vs N.J	DND	WORCESTER	0-0 0/-1 13:09	0-0 0/0 12:47	WORCESTER	INJ - LOWER BODY	Traded to NYR	2-Mar	Vs N.J
4-Mar	Vs MTL	WORCESTER	WORCESTER	0-1 0/1 15:34	0-0 0/1 7:42	WORCESTER	INJ - LOWER BODY	NY RANGERS	4-Mar	Vs MTL
6-Mar	Vs CBJ	WORCESTER	WORCESTER	0-0 1/0 14:58	0-0 1/0 9:17	WORCESTER	INJ - LOWER BODY	NY RANGERS	6-Mar	Vs CBJ
11-Mar	Vs NSH	WORCESTER	WORCESTER	0-1 0/0 20:04	0-0 2/0 9:25	WORCESTER	INJ - LOWER BODY	NY RANGERS	11-Mar	Vs NSH
13-Mar	Vs FLA	WORCESTER	WORCESTER	0-0 1/0 25:26	0-0 2/0 8:08	WORCESTER	INJ - LOWER BODY	NY RANGERS	13-Mar	Vs FLA
14-Mar	@ ANA	WORCESTER	WORCESTER	0-1 1/-1 17:44	0-0 0/-1 6:17	WORCESTER	INJ - LOWER BODY	NY RANGERS	14-Mar	@ ANA
16-Mar	@ DAL	WORCESTER	WORCESTER	0-0 2/-2 15:58	0-0 0/0 6:20	WORCESTER	INJ - LOWER BODY	NY RANGERS	16-Mar	@ DAL
18-Mar	@ VAN	WORCESTER	0-0 3/0 11:42	0-2 1/0 22:07	INJ-LOWER BODY	WORCESTER	INJ - LOWER BODY	NY RANGERS	18-Mar	@ VAN
19-Mar	@ CGY	WORCESTER	0-1 0/2 11:34	0-0 0/1 18:31	INJ-LOWER BODY	WORCESTER	INJ - LOWER BODY	NY RANGERS	19-Mar	@ CGY
21-Mar	@ EDM	WORCESTER	0-0 3/0 15:03	0-0 0/-2 17:27	INJ-LOWER BODY	WORCESTER	0-0 3/-2 20:40	NY RANGERS	21-Mar	@ EDM
23-Mar	@ MIN	WORCESTER	0-0 1/0 12:02	0-0 0/0 14:49	0-0 1/0 4:46	WORCESTER	0-1 0/3 21:45	NY RANGERS	23-Mar	@ MIN
25-Mar	Vs DAL	WORCESTER	1-0 1/1 12:20	0-0 0/0 14:18	0-0 0/0 5:50	WORCESTER	0-0 0/0 19:13	NY RANGERS	25-Mar	Vs DAL
27-Mar	Vs VAN	WORCESTER	0-0 2/0 12:54	0-0 0/0 14:09	0-0 1/0 10:46	WORCESTER	0-0 0/3 22:54	NY RANGERS	27-Mar	Vs VAN
28-Mar	Vs COL	WORCESTER	0-1 2/0 11:39	0-0 1/-1 18:47	1-0 3/0 12:14	WORCESTER	0-0 1/0 15:55	NY RANGERS	28-Mar	Vs COL
31-Mar	@ DAL	WORCESTER	1-0 2/0 14:22	0-0 0/0 15:17	0-0 0/0 13:18	WORCESTER	INJ - LOWER BODY	NY RANGERS	31-Mar	@ DAL
2-Apr	@ MIN	WORCESTER	1-0 (W) 3/1 14:27	0-0 0/0 14:17	0-0 1/0 6:36	WORCESTER	0-0 0/1 21:48	NY RANGERS	2-Apr	@ MIN
4-Apr	@ COL	WORCESTER	0-0 2/-1 12:52	0-0 1/-1 16:35	0-10/1 5:26	WORCESTER	0-0 0/-1 21:41	NY RANGERS	4-Apr	@ COL
6-Apr	@ CGY	WORCESTER	0-1 2/1 9:30	0-0 0/0 14:05	DND	WORCESTER	0-1 2/1 20:58	NY RANGERS	6-Apr	@ CGY
8-Apr	Vs VAN	WORCESTER	1-0 2/2 11:17	0-0 0/0 14:20	DND	WORCESTER	0-1 1/2 20:34	NY RANGERS	8-Apr	Vs VAN
10-Apr	Vs PHX	WORCESTER	0-0 3/0 13:49	0-0 0/-1 15:56	0-0 1/0 8:16	WORCESTER	0-0 0/0 24:35	NY RANGERS	10-Apr	Vs PHX
		HELMINEN	COUTURE	HUSKINS	ORTMEYER	MCCARTHY	VLASIC	SHELLEY		
Date	Opp.	#36	#39	#40	#41	#43	#44	#45	Date	Opp.

Date	Opp.	CALLAHAN	ZALEWSKI	VESCE	STAUBITZ	DEMERS	MCGINN	JOSLIN	Date	Opp.
		#47	#48	#53	#59	#60	#64	#65		
1-Oct	@ COL	DND	WORCESTER	WORCESTER	DND	0-0 1/-1 13:49	0-0 2/-1 8:57	WORCESTER	1-Oct	@ COL
3-Oct	@ ANA	DND	WORCESTER	WORCESTER	DND	0-1 2/2 18:28	WORCESTER	WORCESTER	3-Oct	@ ANA
6-Oct	@ L.A	WORCESTER	WORCESTER	WORCESTER	0-0 0/0 4:17	0-1 0/0 17:38	WORCESTER	WORCESTER	6-Oct	@ L.A
8-Oct	Vs CBJ	WORCESTER	WORCESTER	WORCESTER	DND	0-0 0/0 17:35	0-0 2/-1 14:26	WORCESTER	8-Oct	Vs CBJ
10-Oct	Vs MIN	WORCESTER	WORCESTER	WORCESTER	DND	0-1 2/2 17:26	0-0 2/1 12:06	WORCESTER	10-Oct	Vs MIN
12-Oct	Vs PHX	WORCESTER	0-0 0/0 5:26	WORCESTER	DND	0-0 1/0 17:18	0-0 1/0 16:45	WORCESTER	12-Oct	Vs PHX
15-Oct	@ WSH	WORCESTER	0-0 2/0 10:40	WORCESTER	0-0 2/0 6:14	0-0 0/0 13:53	0-0 3/0 10:55	0-0 2/0 15:50	15-Oct	@ WSH
17-Oct	@ NYI	WORCESTER	WORCESTER	1-0 (W) 4/1 12:20	DND	0-2 0/0 7:14	DND	0-0 1/2 12:45	17-Oct	@ NYI
19-Oct	@ NYR	WORCESTER	WORCESTER	1-0 4/-1 17:56	1-0 1/1 9:14	0-2 0/2 18:16	WORCESTER	WORCESTER	19-Oct	@ NYR
22-Oct	@ T.B	WORCESTER	WORCESTER	1-0 6/-1 17:14	0-0 0/0 7:37	0-1 3/0 14:58	WORCESTER	WORCESTER	22-Oct	@ T.B
24-Oct	@ ATL	WORCESTER	WORCESTER	0-1 3/-1 16:58	0-0 0/0 3:23	0-0 1/0 14:27	WORCESTER	WORCESTER	24-Oct	@ ATL
25-Oct	@ PHI	WORCESTER	WORCESTER	INJ - LOWER BODY	0-0 1/0 7:11	0-0 0/0 12:04	0-0 0/0 11:49	WORCESTER	25-Oct	@ PHI
28-Oct	Vs L.A	WORCESTER	WORCESTER	INJ - LOWER BODY	0-0 0/-1 7:00	0-0 1/0 18:07	0-0 0/1 11:34	WORCESTER	28-Oct	Vs L.A
30-Oct	Vs COL	WORCESTER	WORCESTER	INJ - LOWER BODY	0-0 0/0 5:20	0-1 1/1 17:32	1-0 1/1 9:27	WORCESTER	30-Oct	Vs COL
1-Nov	@ CAR	WORCESTER	WORCESTER	INJ - LOWER BODY	1-0 (W) 2/0 7:40	0-1 0/1 16:10	0-0 1/0 13:33	WORCESTER	1-Nov	@ CAR
4-Nov	@ CBJ	WORCESTER	WORCESTER	INJ - LOWER BODY	0-0 0/0 7:12	0-0 1/0 21:23	0-0 3/0 15:57	WORCESTER	4-Nov	@ CBJ
5-Nov	@ DET	0-1 0/1 9:34	WORCESTER	INJ - LOWER BODY	DND	0-0 1/0 10:14	0-0 1/0 13:24	0-0 0/-1 12:02	5-Nov	@ DET
7-Nov	Vs PIT	WORCESTER	WORCESTER	INJ - LOWER BODY	0-0 3/0 7:20	0-0 3/0 15:55	1-0 (W) 4/1 13:16	0-0 3/0 13:25	7-Nov	Vs PIT
10-Nov	Vs NSH	WORCESTER	WORCESTER	0-0 1/0 8:37	0-1 0/0 6:15	0-0 0/-2 13:56	1-0 2/1 10:03	0-0 0/1 15:20	10-Nov	Vs NSH
12-Nov	Vs DAL	WORCESTER	WORCESTER	0-0 0/0 5:01	0-0 2/0 5:37	0-0 2/-1 18:18	0-0 1/-1 6:41	0-0 0/0 17:13	12-Nov	Vs DAL
14-Nov	@ STL	WORCESTER	WORCESTER	WORCESTER	0-0 0/0 4:38	0-0 0/0 11:18	0-0 2/0 10:17	0-0 0/0 14:54	14-Nov	@ STL
15-Nov	@ CHI	WORCESTER	WORCESTER	WORCESTER	0-0 0/-1 5:41	1-1 4/1 16:21	0-0 0/-1 6:47	0-1 0/-1 15:11	15-Nov	@ CHI
17-Nov	@ NSH	WORCESTER	WORCESTER	WORCESTER	INJ - UPPER BODY	0-0 3/-1 14:54	0-0 1/0 11:21	0-1 0/0 14:56	17-Nov	@ NSH
20-Nov	Vs PHI	WORCESTER	WORCESTER	WORCESTER	INJ - UPPER BODY	0-1 1/-1 13:07	0-0 2/0 13:50	0-1 0/1 15:23	20-Nov	Vs PHI
21-Nov	@ ANA	WORCESTER	WORCESTER	0-1 0/1 5:55	INJ - UPPER BODY	0-0 1/1 17:10	0-0 1/0 12:47	0-0 0/0 14:57	21-Nov	@ ANA
25-Nov	Vs CHI	WORCESTER	0-0 1/-2 8:51	WORCESTER	INJ - UPPER BODY	0-0 0/-1 16:54	0-0 1/-1 13:32	0-0 0/-1 15:49	25-Nov	Vs CHI
27-Nov	@ EDM	WORCESTER	WORCESTER	WORCESTER	INJ - UPPER BODY	0-0 0/-1 9:38	0-0 1/-2 13:00	0-0 0/0 17:00	27-Nov	@ EDM
29-Nov	@ VAN	WORCESTER	WORCESTER	WORCESTER	INJ - UPPER BODY	WORCESTER	1-0 4/-1 10:49	0-0 3/0 13:31	29-Nov	@ VAN
1-Dec	Vs OTT	WORCESTER	WORCESTER	WORCESTER	INJ - UPPER BODY	WORCESTER	1-0 2/1 10:53	0-0 2/1 10:55	1-Dec	Vs OTT
3-Dec	Vs STL	WORCESTER	WORCESTER	0-0 1/0 6:44	INJ - UPPER BODY	WORCESTER	0-0 0/0 11:55	0-0 0/0 16:15	3-Dec	Vs STL
5-Dec	Vs CGY	WORCESTER	WORCESTER	WORCESTER	INJ - UPPER BODY	WORCESTER	0-0 2/-1 7:36	0-0 0/0 11:42	5-Dec	Vs CGY
9-Dec	Vs L.A	WORCESTER	WORCESTER	WORCESTER	INJ - UPPER BODY	WORCESTER	0-0 2/0 9:32	0-0 1/0 11:39	9-Dec	Vs L.A
11-Dec	Vs DAL	WORCESTER	WORCESTER	WORCESTER	INJ - UPPER BODY	WORCESTER	0-0 2/0 8:12	0-0 2/0 15:45	11-Dec	Vs DAL
12-Dec	@ PHX	WORCESTER	WORCESTER	WORCESTER	INJ - UPPER BODY	WORCESTER	0-0 0/-1 10:08	0-0 1/0 12:08	12-Dec	@ PHX
17-Dec	Vs ANA	WORCESTER	WORCESTER	WORCESTER	INJ - UPPER BODY	0-0 1/1 14:30	0-0 0/0 11:13	WORCESTER	17-Dec	Vs ANA
21-Dec	@ DAL	WORCESTER	WORCESTER	WORCESTER	INJ - UPPER BODY	0-0 2/1 12:55	0-0 2/0 7:46	WORCESTER	21-Dec	@ DAL
22-Dec	@ CHI	WORCESTER	WORCESTER	WORCESTER	INJ - UPPER BODY	1-0 (W) 1/1 14:52	0-0 0/0 7:38	WORCESTER	22-Dec	@ CHI
26-Dec	Vs ANA	WORCESTER	WORCESTER	WORCESTER	INJ - UPPER BODY	0-0 0/1 16:41	1-0 2/0 11:25	WORCESTER	26-Dec	Vs ANA
28-Dec	Vs PHX	WORCESTER	WORCESTER	WORCESTER	INJ - UPPER BODY	0-0 1/-1 13:57	0-0 1/0 9:09	WORCESTER	28-Dec	Vs PHX
30-Dec	Vs WSH	WORCESTER	WORCESTER	WORCESTER	INJ - UPPER BODY	0-1 0/2 15:05	0-0 3/0 8:39	WORCESTER	30-Dec	Vs WSH
31-Dec	@ PHX	WORCESTER	WORCESTER	WORCESTER	INJ - UPPER BODY	0-0 2/1 16:42	0-1 2/0 8:05	WORCESTER	31-Dec	@ PHX
2-Jan	Vs EDM	WORCESTER	WORCESTER	WORCESTER	0-1 2/1 10:34	WORCESTER	1-0 2/1 13:19	WORCESTER	2-Jan	Vs EDM
4-Jan	Vs L.A	WORCESTER	WORCESTER	WORCESTER	0-0 0/0 9:11	WORCESTER	0-0 1/0 10:44	WORCESTER	4-Jan	Vs L.A
6-Jan	Vs STL	WORCESTER	WORCESTER	WORCESTER	0-0 0/0 5:16	WORCESTER	0-0 2/0 9:54	WORCESTER	6-Jan	Vs STL
9-Jan	Vs DET	WORCESTER	WORCESTER	WORCESTER	0-0 0/0 9:17	0-0 0/0 16:11	WORCESTER	WORCESTER	9-Jan	Vs DET
11-Jan	@ L.A	WORCESTER	WORCESTER	WORCESTER	0-0 0/1 4:38	0-0 0/0 12:31	WORCESTER	WORCESTER	11-Jan	@ L.A
12-Jan	@ PHX	WORCESTER	WORCESTER	WORCESTER	0-0 0/0 5:51	WORCESTER	WORCESTER	WORCESTER	12-Jan	@ PHX
14-Jan	Vs BOS	WORCESTER	WORCESTER	WORCESTER	DND	WORCESTER	WORCESTER	WORCESTER	14-Jan	Vs BOS
16-Jan	Vs EDM	WORCESTER	WORCESTER	WORCESTER	DND	WORCESTER	WORCESTER	WORCESTER	16-Jan	Vs EDM
18-Jan	Vs CGY	WORCESTER	WORCESTER	WORCESTER	0-1 1/0 10:00	WORCESTER	WORCESTER	WORCESTER	18-Jan	Vs CGY
19-Jan	@ L.A	WORCESTER	WORCESTER	WORCESTER	DND	WORCESTER	WORCESTER	WORCESTER	19-Jan	@ L.A
Date	Opp.	CALLAHAN	ZALEWSKI	VESCE	STAUBITZ	DEMERS	MCGINN	JOSLIN	Date	Opp.
		#47	#48	#53	#59	#60	#64	#65		

		CALLAHAN	ZALEWSKI	VESCE	STAUBITZ	DEMERS	MCGINN	JOSLIN		
Date	Opp.	#47	#48	#53	#59	#60	#64	#65	Date	Opp.
21-Jan	Vs ANA	WORCESTER	WORCESTER	WORCESTER	0-0 1/0 4:33	0-0 0/0 20:11	WORCESTER	WORCESTER	21-Jan	Vs ANA
23-Jan	Vs BUF	WORCESTER	WORCESTER	WORCESTER	0-0 0/1 6:35	0-0 0/3 21:27	WORCESTER	WORCESTER	23-Jan	Vs BUF
28-Jan	Vs CHI	WORCESTER	WORCESTER	WORCESTER	DND	0-1 3/-2 20:04	WORCESTER	WORCESTER	28-Jan	Vs CHI
30-Jan	Vs MIN	WORCESTER	WORCESTER	WORCESTER	0-0 0/0 4:36	2-0 2/0 21:48	WORCESTER	0-0 0/1 11:02	30-Jan	Vs MIN
2-Feb	Vs DET	WORCESTER	WORCESTER	WORCESTER	0-0 0/0 3:41	0-1 3/1 21:52	0-0 1/0 8:58	0-0 3/-1 12:42	2-Feb	Vs DET
4-Feb	@ STL	WORCESTER	WORCESTER	WORCESTER	0-0 0/0 6:45	0-1 0/1 18:17	WORCESTER	0-0 0/0 15:27	4-Feb	@ STL
6-Feb	@ NSH	WORCESTER	WORCESTER	WORCESTER	1-0 1/1 4:52	0-0 2/1 12:12	WORCESTER	0-0 1/-1 7:18	6-Feb	@ NSH
8-Feb	@ TOR	WORCESTER	WORCESTER	WORCESTER	0-0 1/0 3:04	WORCESTER	WORCESTER	WORCESTER	8-Feb	@ TOR
10-Feb	@ CBJ	WORCESTER	WORCESTER	WORCESTER	0-0 0/0 7:18	WORCESTER	WORCESTER	WORCESTER	10-Feb	@ CBJ
11-Feb	@ DET	WORCESTER	WORCESTER	WORCESTER	0-0 0/0 6:20	WORCESTER	WORCESTER	WORCESTER	11-Feb	@ DET
13-Feb	@ BUF	WORCESTER	WORCESTER	WORCESTER	0-0 0/1 9:16	WORCESTER	0-0 0/0 8:01	WORCESTER	13-Feb	@ BUF
2-Mar	Vs N.J	WORCESTER	WORCESTER	WORCESTER	0-0 3/-1 7:52	0-0 0/-1 13:12	0-0 1/-1 9:45	WORCESTER	2-Mar	Vs N.J
4-Mar	Vs MTL	WORCESTER	WORCESTER	WORCESTER	0-0 0/0 4:36	WORCESTER	0-0 1/0 6:14	WORCESTER	4-Mar	Vs MTL
6-Mar	Vs CBJ	WORCESTER	WORCESTER	0-0 1/0 7:49	0-0 0/0 5:23	WORCESTER	0-0 1/0 7:40	WORCESTER	6-Mar	Vs CBJ
11-Mar	Vs NSH	WORCESTER	WORCESTER	WORCESTER	0-0 0/0 4:12	WORCESTER	0-0 0/-1 5:00	WORCESTER	11-Mar	Vs NSH
13-Mar	Vs FLA	WORCESTER	WORCESTER	WORCESTER	0-0 0/0 1:22	0-0 2/-2 13:06	0-0 0/0 6:54	WORCESTER	13-Mar	Vs FLA
14-Mar	@ ANA	WORCESTER	WORCESTER	WORCESTER	0-0 1/-1 4:17	WORCESTER	1-1 2/2 9:33	WORCESTER	14-Mar	@ ANA
16-Mar	@ DAL	WORCESTER	WORCESTER	WORCESTER	0-0 0/0 7:58	WORCESTER	0-0 0/-1 10:51	WORCESTER	16-Mar	@ DAL
18-Mar	@ VAN	WORCESTER	WORCESTER	WORCESTER	0-0 0/0 4:19	WORCESTER	0-0 0/0 7:19	WORCESTER	18-Mar	@ VAN
19-Mar	@ CGY	WORCESTER	WORCESTER	WORCESTER	0-0 0/-1 9:26	WORCESTER	0-0 1/-1 10:07	WORCESTER	19-Mar	@ CGY
21-Mar	@ EDM	WORCESTER	WORCESTER	WORCESTER	0-0 1/0 7:19	WORCESTER	0-0 2/0 9:24	WORCESTER	21-Mar	@ EDM
23-Mar	@ MIN	WORCESTER	WORCESTER	WORCESTER	0-0 0/0 2:01	WORCESTER	0-0 0/0 4:23	WORCESTER	23-Mar	@ MIN
25-Mar	Vs DAL	WORCESTER	WORCESTER	WORCESTER	0-0 0/0 2:50	WORCESTER	0-0 0/0 4:12	WORCESTER	25-Mar	Vs DAL
27-Mar	Vs VAN	WORCESTER	WORCESTER	WORCESTER	0-0 1/0 5:59	WORCESTER	INJ - GENERAL SORE	WORCESTER	27-Mar	Vs VAN
28-Mar	Vs COL	WORCESTER	WORCESTER	WORCESTER	0-0 0/0 7:51	0-0 0/0 18:09	0-0 0/0 9:10	WORCESTER	28-Mar	Vs COL
31-Mar	@ DAL	WORCESTER	WORCESTER	WORCESTER	0-0 1/-1 10:12	0-0 1/-2 16:01	0-0 2/-1 11:41	WORCESTER	31-Mar	@ DAL
2-Apr	@ MIN	WORCESTER	WORCESTER	WORCESTER	DND	0-0 0/0 3:09	0-1 0/1 7:18	WORCESTER	2-Apr	@ MIN
4-Apr	@ COL	WORCESTER	WORCESTER	WORCESTER	DND	DND	1-0 3/1 7:23	WORCESTER	4-Apr	@ COL
6-Apr	@ CGY	WORCESTER	WORCESTER	WORCESTER	DND	0-1 1/0 6:15	1-0 (W) 2/1 9:27	WORCESTER	6-Apr	@ CGY
8-Apr	Vs VAN	WORCESTER	WORCESTER	WORCESTER	DND	0-0 2/-1 16:02	0-0 0/0 9:54	WORCESTER	8-Apr	Vs VAN
10-Apr	Vs PHX	WORCESTER	WORCESTER	WORCESTER	DND	0-0 1/-1 17:36	0-0 2/0 9:13	WORCESTER	10-Apr	Vs PHX
		CALLAHAN	ZALEWSKI	VESCE	STAUBITZ	DEMERS	MCGINN	JOSLIN		
Date	Opp.	#47	#48	#53	#59	#60	#64	#65	Date	Opp.

Date	Opp.	MCLAREN	FERRIERO	GREISS	NABOKOV				Date	Opp.
		#68	#78	#1	#20					
1-Oct	@ COL	WORCESTER	0-0 4/-1 13:58	DNP	5/20L 60				1-Oct	@ COL
3-Oct	@ ANA	0-1 0/1 9:52	1-0 1/1 9:53	DNP	1/25W 60				3-Oct	@ ANA
6-Oct	@ L.A	0-0 2/0 9:41	0-0 1/-2 15:01	1/9L 27	4/20 32				6-Oct	@ L.A
8-Oct	Vs CBJ	0-0 0/0 10:57	0-0 2/1 13:36	DNP	3/27W 60				8-Oct	Vs CBJ
10-Oct	Vs MIN	0-0 1/0 4:00	0-0 0/0 10:40	DNP	2/40W 60				10-Oct	Vs MIN
12-Oct	Vs PHX	WORCESTER	0-0 1/0 9:13	DNP	0/30O 65				12-Oct	Vs PHX
15-Oct	@ WSH	WORCESTER	1-0 1/-1 10:28	DNP	4/36L 60				15-Oct	@ WSH
17-Oct	@ NYI	WORCESTER	0-0 3/0 9:45	DNP	1/32W 60				17-Oct	@ NYI
19-Oct	@ NYR	WORCESTER	0-1 3/1 11:24	DNP	3/29W 60				19-Oct	@ NYR
22-Oct	@ T.B	WORCESTER	0-0 3/0 13:57	DNP	4/24L 59				22-Oct	@ T.B
24-Oct	@ ATL	WORCESTER	0-0 3/0 10:34	DNP	3/27W 60				24-Oct	@ ATL
25-Oct	@ PHI	WORCESTER	0-1 2/2 13:52	1/38W 60	DNP				25-Oct	@ PHI
28-Oct	Vs L.A	WORCESTER	0-0 4/1 17:43	DNP	1/29W 65				28-Oct	Vs L.A
30-Oct	Vs COL	WORCESTER	0-0 4/0 16:00	DNP	1/25W 60				30-Oct	Vs COL
1-Nov	@ CAR	WORCESTER	0-0 0/2 14:44	DNP	1/26W 60				1-Nov	@ CAR
4-Nov	@ CBJ	WORCESTER	0-0 3/0 15:26	DNP	2/28W 65				4-Nov	@ CBJ
5-Nov	@ DET	WORCESTER	0-0 2/0 13:36	DNP	1/36O 65				5-Nov	@ DET
7-Nov	Vs PIT	WORCESTER	DND	DNP	0/27W 60				7-Nov	Vs PIT
10-Nov	Vs NSH	WORCESTER	WORCESTER	3/26W 60	DNP				10-Nov	Vs NSH
12-Nov	Vs DAL	WORCESTER	WORCESTER	DNP	2/36O 65				12-Nov	Vs DAL
14-Nov	@ STL	WORCESTER	WORCESTER	DNP	1/39W 60				14-Nov	@ STL
15-Nov	@ CHI	WORCESTER	WORCESTER	DNP	4/30O 61				15-Nov	@ CHI
17-Nov	@ NSH	0-1 0/1 6:47	0-1 1/0 6:15	4/31L 59	DNP				17-Nov	@ NSH
20-Nov	Vs PHI	0-0 0/0 2:24	0-0 1/0 4:28	DNP	3/29W 60				20-Nov	Vs PHI
21-Nov	@ ANA	0-0 0/1 5:31	0-0 1/0 6:36	DNP	2/30W 60				21-Nov	@ ANA
25-Nov	Vs CHI	0-0 0/1 6:51	0-0 0/0 7:49	3/12 20	4/29L 40				25-Nov	Vs CHI
27-Nov	@ EDM	0-0 0/0 4:26	0-0 1/0 4:52	DNP	4/33W 65				27-Nov	@ EDM
29-Nov	@ VAN	1-0 1/1 6:33	WORCESTER	DNP	2/27W 60				29-Nov	@ VAN
1-Dec	Vs OTT	0-0 1/0 7:40	WORCESTER	2/27W 60	DNP				1-Dec	Vs OTT
3-Dec	Vs STL	0-0 1/0 5:11	WORCESTER	DNP	2/30O 65				3-Dec	Vs STL
5-Dec	Vs CGY	0-0 1/0 4:04	WORCESTER	DNP	2/36L 59				5-Dec	Vs CGY
9-Dec	Vs L.A	0-0 0/-1 3:39	WORCESTER	DNP	5/28O 61				9-Dec	Vs L.A
11-Dec	Vs DAL	0-0 1/0 5:10	WORCESTER	DNP	2/44O 65				11-Dec	Vs DAL
12-Dec	@ PHX	0-0 0/0 1:24	WORCESTER	2/35L 59	DNP				12-Dec	@ PHX
17-Dec	Vs ANA	0-0 1/0 8:43	WORCESTER	DNP	1/21W 60				17-Dec	Vs ANA
21-Dec	@ DAL	0-0 0/0 5:20	WORCESTER	DNP	2/38W 60				21-Dec	@ DAL
22-Dec	@ CHI	0-0 1/0 4:34	WORCESTER	DNP	2/47W 60				22-Dec	@ CHI
26-Dec	Vs ANA	0-0 0/0 6:08	WORCESTER	DNP	2/32W 60				26-Dec	Vs ANA
28-Dec	Vs PHX	0-1 1/1 5:23	WORCESTER	DNP	2/33W 65				28-Dec	Vs PHX
30-Dec	Vs WSH	0-1 1/1 8:14	WORCESTER	DNP	2/26W 60				30-Dec	Vs WSH
31-Dec	@ PHX	0-1 1/0 6:23	WORCESTER	2/36W 65	DNP				31-Dec	@ PHX
2-Jan	Vs EDM	WORCESTER	WORCESTER	DNP	1/23W 60				2-Jan	Vs EDM
4-Jan	Vs L.A	WORCESTER	WORCESTER	1/4 20	5/16L 40				4-Jan	Vs L.A
6-Jan	Vs STL	WORCESTER	WORCESTER	DNP	1/29W 64				6-Jan	Vs STL
9-Jan	Vs DET	WORCESTER	WORCESTER	DNP	4/22L 60				9-Jan	Vs DET
11-Jan	@ L.A	WORCESTER	WORCESTER	DNP	1/34W 60				11-Jan	@ L.A
12-Jan	@ PHX	WORCESTER	WORCESTER	DNP	1/33W 60				12-Jan	@ PHX
14-Jan	Vs BOS	WORCESTER	WORCESTER	DNP	1/31O 65				14-Jan	Vs BOS
16-Jan	Vs EDM	WORCESTER	0-0 1/0 8:50	2/29W 60	DNP				16-Jan	Vs EDM
18-Jan	Vs CGY	WORCESTER	WORCESTER	DNP	1/22W 60				18-Jan	Vs CGY
19-Jan	@ L.A	WORCESTER	0-0 0/0 8:38	DNP	1/37W 60				19-Jan	@ L.A
Date	Opp.	MCLAREN	FERRIERO	GREISS	NABOKOV				Date	Opp.
		#68	#78	#1	#20					

		MCLAREN	FERRIERO	GREISS	NABOKOV					
Date	Opp.	#68	#78	#1	#20				Date	Opp.
21-Jan	Vs ANA	WORCESTER	WORCESTER	DNP	1/27W 60				21-Jan	Vs ANA
23-Jan	Vs BUF	WORCESTER	WORCESTER	DNP	2/40W 60				23-Jan	Vs BUF
28-Jan	Vs CHI	WORCESTER	WORCESTER	DNP	4/39O 61				28-Jan	Vs CHI
30-Jan	Vs MIN	WORCESTER	WORCESTER	DNP	2/38W 60				30-Jan	Vs MIN
2-Feb	Vs DET	WORCESTER	WORCESTER	DNP	4/37L 58				2-Feb	Vs DET
4-Feb	@ STL	WORCESTER	WORCESTER	2/37W 60	DNP				4-Feb	@ STL
6-Feb	@ NSH	WORCESTER	WORCESTER	DNP	3/38W 60				6-Feb	@ NSH
8-Feb	@ TOR	WORCESTER	WORCESTER	DNP	2/34W 60				8-Feb	@ TOR
10-Feb	@ CBJ	WORCESTER	WORCESTER	2/20L 58	DNP				10-Feb	@ CBJ
11-Feb	@ DET	WORCESTER	WORCESTER	DNP	2/52W 65				11-Feb	@ DET
13-Feb	@ BUF	WORCESTER	WORCESTER	DNP	3/28L 58				13-Feb	@ BUF
2-Mar	Vs N.J	WORCESTER	WORCESTER	DNP	4/25L 59				2-Mar	Vs N.J
4-Mar	Vs MTL	WORCESTER	WORCESTER	DNP	2/30W 60				4-Mar	Vs MTL
6-Mar	Vs CBJ	WORCESTER	WORCESTER	DNP	1/22W 60				6-Mar	Vs CBJ
11-Mar	Vs NSH	WORCESTER	WORCESTER	DNP	5/45W 60				11-Mar	Vs NSH
13-Mar	Vs FLA	WORCESTER	WORCESTER	3/28O 63	DNP				13-Mar	Vs FLA
14-Mar	@ ANA	WORCESTER	WORCESTER	DNP	3/32L 59				14-Mar	@ ANA
16-Mar	@ DAL	WORCESTER	WORCESTER	4/14 32	4/17L 28				16-Mar	@ DAL
18-Mar	@ VAN	WORCESTER	WORCESTER	DNP	3/26L 59				18-Mar	@ VAN
19-Mar	@ CGY	WORCESTER	WORCESTER	DNP	4/24L 58				19-Mar	@ CGY
21-Mar	@ EDM	WORCESTER	WORCESTER	DNP	5/25L 60				21-Mar	@ EDM
23-Mar	@ MIN	WORCESTER	WORCESTER	DNP	1/19W 60				23-Mar	@ MIN
25-Mar	Vs DAL	WORCESTER	WORCESTER	DNP	0/27W 60				25-Mar	Vs DAL
27-Mar	Vs VAN	WORCESTER	WORCESTER	DNP	2/37W 60				27-Mar	Vs VAN
28-Mar	Vs COL	WORCESTER	WORCESTER	3/45W 60	DNP				28-Mar	Vs COL
31-Mar	@ DAL	WORCESTER	WORCESTER	0/8 20	5/21L 40				31-Mar	@ DAL
2-Apr	@ MIN	WORCESTER	WORCESTER	DNP	2/29W 60				2-Apr	@ MIN
4-Apr	@ COL	WORCESTER	WORCESTER	DNP	5/40O 63				4-Apr	@ COL
6-Apr	@ CGY	WORCESTER	WORCESTER	DNP	1/39W 60				6-Apr	@ CGY
8-Apr	Vs VAN	WORCESTER	WORCESTER	DNP	2/32W 60				8-Apr	Vs VAN
10-Apr	Vs PHX	WORCESTER	WORCESTER	DNP	2/29W 65				10-Apr	Vs PHX
		MCLAREN	FERRIERO	GREISS	NABOKOV					
Date	Opp.	#68	#78	#1	#20				Date	Opp.

FINAL 2009-10 REGULAR SEASON STATS

FOR IMMEDIATE RELEASE

NATIONAL HOCKEY LEAGUE STATISTICS - PERIOD ENDED APR. 11, 2010

* INDICATES ROOKIE (ELIGIBLE FOR CALDER TROPHY)

INDICATES CURRENT STREAK

@ INDICATES AFTERNOON GAME

--- TEAM STANDINGS ---

NOTE: TEAMS RECEIVE TWO POINTS FOR A VICTORY (W), ONE POINT FOR A LOSS IN OVERTIME OR SHOOTOUT (OT).

		EASTERN CONFERENCE					
		NORTHEAST DIVISION					
		GP	W	L	OT	GF	GA
BUFFALO	(3)	82	45	27	10	235	207
OTTAWA	(5)	82	44	32	6	225	238
BOSTON	(6)	82	39	30	13	206	200
MONTREAL	(8)	82	39	33	10	217	223
TORONTO	(15)	82	30	38	14	214	267

		ATLANTIC DIVISION					
		GP	W	L	OT	GF	GA
NEW JERSEY	(2)	82	48	27	7	222	191
PITTSBURGH	(4)	82	47	28	7	257	237
PHILADELPHIA	(7)	82	41	35	6	236	225
NY RANGERS	(9)	82	38	33	11	222	218
NY ISLANDERS	(13)	82	34	37	11	222	264

		SOUTHEAST DIVISION					
		GP	W	L	OT	GF	GA
WASHINGTON	(1)	82	54	15	13	318	233
ATLANTA	(10)	82	35	34	13	234	256
CAROLINA	(11)	82	35	37	10	230	256
TAMPA BAY	(12)	82	34	36	12	217	260
FLORIDA	(14)	82	32	37	13	208	244

		WESTERN CONFERENCE					
		CENTRAL DIVISION					
		GP	W	L	OT	GF	GA
CHICAGO	(2)	82	52	22	8	271	209
DETROIT	(5)	82	44	24	14	229	216
NASHVILLE	(7)	82	47	29	6	225	225
ST. LOUIS	(9)	82	40	32	10	225	223
COLUMBUS	(14)	82	32	35	15	216	259

		PACIFIC DIVISION					
		GP	W	L	OT	GF	GA
SAN JOSE	(1)	82	51	20	11	264	215
PHOENIX	(4)	82	50	25	7	225	202
LOS ANGELES	(6)	82	46	27	9	241	219
ANAHEIM	(11)	82	39	32	11	238	251
DALLAS	(12)	82	37	31	14	237	254

		NORTHWEST DIVISION					
		GP	W	L	OT	GF	GA
VANCOUVER	(3)	82	49	28	5	272	222
COLORADO	(8)	82	43	30	9	244	233
CALGARY	(10)	82	40	32	10	204	210
MINNESOTA	(13)	82	38	36	8	219	246
EDMONTON	(15)	82	27	47	8	214	284

--- TEAMS' DIVISIONAL RECORD ---

----- AGAINST OWN DIVISION -----

		NORTHEAST DIVISION					
		GP	W	L	OT	GF	GA
BUFFALO	(3)	24	12	8	4	59	59
OTTAWA	(1)	24	14	7	3	60	58
BOSTON	(2)	24	13	8	3	61	55
MONTREAL	(5)	24	11	9	4	57	61
TORONTO	(4)	24	10	7	7	61	65

DIVISION TOTAL 120 60 39 21 298 298 141

		ATLANTIC DIVISION					
		GP	W	L	OT	GF	GA
NEW JERSEY	(2)	24	14	8	2	73	53
PITTSBURGH	(1)	24	15	8	1	84	73
PHILADELPHIA	(3)	24	14	9	1	70	60
NY RANGERS	(4)	24	10	10	4	59	72
NY ISLANDERS	(5)	24	7	15	2	58	86

DIVISION TOTAL 120 60 50 10 344 344 130

		SOUTHEAST DIVISION					
		GP	W	L	OT	GF	GA
WASHINGTON	(1)	24	19	3	2	101	66
ATLANTA	(5)	24	8	14	2	64	83
CAROLINA	(3)	24	12	9	3	78	73
TAMPA BAY	(2)	24	13	10	1	72	74
FLORIDA	(4)	24	8	13	3	65	84

DIVISION TOTAL 120 60 49 11 380 380 131

		CENTRAL DIVISION					
		GP	W	L	OT	GF	GA
CHICAGO	(2)	24	15	8	1	77	66
DETROIT	(1)	24	14	6	4	67	58
NASHVILLE	(3)	24	14	8	2	59	57
ST. LOUIS	(4)	24	10	11	3	64	69
COLUMBUS	(5)	24	7	9	8	60	77

DIVISION TOTAL 120 60 42 18 327 327 138

		PACIFIC DIVISION					
		GP	W	L	OT	GF	GA
SAN JOSE	(2)	24	14	6	4	67	62
PHOENIX	(3)	24	13	7	4	64	60
LOS ANGELES	(1)	24	15	6	3	82	69
ANAHEIM	(5)	24	7	13	4	55	81
DALLAS	(4)	24	11	8	5	68	64

DIVISION TOTAL 120 60 40 20 336 336 140

		NORTHWEST DIVISION					
		GP	W	L	OT	GF	GA
VANCOUVER	(1)	24	15	7	2	86	64
COLORADO	(4)	24	10	11	3	64	70
CALGARY	(3)	24	12	9	3	67	67
MINNESOTA	(2)	24	15	7	2	69	57

EDMONTON	(5)	24	8	14	2	54	82	18
DIVISION TOTAL		120	60	48	12	340	340	132
----- AGAINST OTHER DIVISIONS -----								
NORTHEAST DIVISION								
		GP	W	L	OT	GF	GA	PTS
BUFFALO	(1)	58	33	19	6	176	148	72
OTTAWA	(2)	58	30	25	3	165	180	63
BOSTON	(4)	58	26	22	10	145	145	62
MONTREAL	(3)	58	28	24	6	160	162	62
TORONTO	(5)	58	20	31	7	153	202	47
DIVISION TOTAL		290	137	121	32	799	837	306
ATLANTIC DIVISION								
		GP	W	L	OT	GF	GA	PTS
NEW JERSEY	(1)	58	34	19	5	149	138	73
PITTSBURGH	(2)	58	32	20	6	173	164	70
PHILADELPHIA	(5)	58	27	26	5	166	165	59
NY RANGERS	(3)	58	28	23	7	163	146	63
NY ISLANDERS	(4)	58	27	22	9	164	178	63
DIVISION TOTAL		290	148	110	32	815	791	328
SOUTHEAST DIVISION								
		GP	W	L	OT	GF	GA	PTS
WASHINGTON	(1)	58	35	12	11	217	167	81
ATLANTA	(2)	58	27	20	11	170	173	65
CAROLINA	(4)	58	23	28	7	152	183	53
TAMPA BAY	(5)	58	21	26	11	145	186	53
FLORIDA	(3)	58	24	24	10	143	160	58
DIVISION TOTAL		290	130	110	50	827	869	310
CENTRAL DIVISION								
		GP	W	L	OT	GF	GA	PTS
CHICAGO	(1)	58	37	14	7	194	143	81
DETROIT	(3)	58	30	18	10	162	158	70
NASHVILLE	(2)	58	33	21	4	166	168	70
ST. LOUIS	(4)	58	30	21	7	161	154	67
COLUMBUS	(5)	58	25	26	7	156	182	57
DIVISION TOTAL		290	155	100	35	839	805	345
PACIFIC DIVISION								
		GP	W	L	OT	GF	GA	PTS
SAN JOSE	(1)	58	37	14	7	197	153	81
PHOENIX	(2)	58	37	18	3	161	142	77
LOS ANGELES	(4)	58	31	21	6	159	150	68
ANAHEIM	(3)	58	32	19	7	183	170	71
DALLAS	(5)	58	26	23	9	169	190	61
DIVISION TOTAL		290	163	95	32	869	805	358
NORTHWEST DIVISION								
		GP	W	L	OT	GF	GA	PTS
VANCOUVER	(2)	58	34	21	3	186	158	71
COLORADO	(1)	58	33	19	6	180	163	72
CALGARY	(3)	58	28	23	7	137	143	63
MINNESOTA	(4)	58	23	29	6	150	189	52
EDMONTON	(5)	58	19	33	6	160	202	44
DIVISION TOTAL		290	137	125	28	813	855	302
----- TEAM STANDINGS -----								
BY CONFERENCE								
EASTERN CONFERENCE								
		GP	W	L	OT	GF	GA	PTS
WASHINGTON		82	54	15	13	318	231	121
NEW JERSEY		82	48	27	7	222	191	103
BUFFALO		82	45	27	10	235	207	100
PITTSBURGH		82	47	28	7	257	237	101
OTTAWA		82	44	32	6	225	238	94
BOSTON		82	39	30	13	206	200	91
PHILADELPHIA		82	41	35	6	236	225	88
MONTREAL		82	39	33	10	217	223	88
NY RANGERS		82	38	33	11	222	218	87
ATLANTA		82	35	34	13	234	256	83
CAROLINA		82	35	37	10	230	256	80
TAMPA BAY		82	34	36	12	217	260	80
NY ISLANDERS		82	34	37	11	222	264	79
FLORIDA		82	32	37	13	208	244	77
TORONTO		82	30	38	14	214	267	74
WESTERN CONFERENCE								
		GP	W	L	OT	GF	GA	PTS
SAN JOSE		82	51	20	11	264	215	113
CHICAGO		82	52	22	8	271	209	112
VANCOUVER		82	49	28	5	272	222	103
PHOENIX		82	50	25	7	225	202	107
DETROIT		82	44	24	14	229	216	102
LOS ANGELES		82	46	27	9	241	219	101
NASHVILLE		82	47	29	6	225	225	100
COLORADO		82	43	30	9	244	233	95
ST. LOUIS		82	40	32	10	225	223	90
CALGARY		82	40	32	10	204	210	90
ANAHEIM		82	39	32	11	238	251	89
DALLAS		82	37	31	14	237	254	88
MINNESOTA		82	38	36	8	219	246	84
COLUMBUS		82	32	35	15	216	259	79
EDMONTON		82	27	47	8	214	284	62
----- TEAMS' HOME-AND-ROAD RECORD -----								
BY CONFERENCE								
EASTERN CONFERENCE								
		GP	W	L	OT	GF	GA	PTS
WASHINGTON	(1)	41	30	5	6	159	109	66
NEW JERSEY	(2)	41	27	10	4	124	89	58
PITTSBURGH	(5)	41	25	12	4	143	114	54
BUFFALO	(4)	41	25	10	6	125	96	56
OTTAWA	(3)	41	26	11	4	122	104	56
BOSTON	(13)	41	18	17	6	102	103	42
PHILADELPHIA	(6)	41	24	14	3	124	104	51
MONTREAL	(10)	41	20	16	5	116	109	45
NY RANGERS	(12)	41	18	17	6	124	113	42
ATLANTA	(11)	41	19	16	6	119	124	44
CAROLINA	(9)	41	21	17	3	122	124	45
TAMPA BAY	(8)	41	21	14	6	116	112	48
NY ISLANDERS	(7)	41	23	14	4	125	114	50
FLORIDA	(15)	41	16	16	9	111	123	41
TORONTO	(14)	41	18	17	6	106	117	42

CONFERENCE TOTAL 615 331 206 78 1838 1655 740

		WESTERN CONFERENCE					
		GP	W	L	OT	GF	GA
		---	---	---	---	---	---
SAN JOSE	(3)	41	27	6	8	142	100
CHICAGO	(2)	41	29	8	4	140	100
PHOENIX	(4)	41	29	10	2	128	101
VANCOUVER	(1)	41	30	8	3	149	88
DETROIT	(5)	41	25	10	6	121	98
LOS ANGELES	(11)	41	22	13	6	127	112
NASHVILLE	(10)	41	24	14	3	108	101
COLORADO	(9)	41	24	14	3	126	104
ST. LOUIS	(14)	41	18	18	5	108	115
CALGARY	(13)	41	20	17	4	95	98
ANAHEIM	(6)	41	25	11	5	142	120
DALLAS	(8)	41	23	11	7	129	119
MINNESOTA	(7)	41	25	12	4	131	119
COLUMBUS	(12)	41	20	12	9	111	111
EDMONTON	(15)	41	18	19	4	119	132

CONFERENCE TOTAL 615 359 183 73 1876 1618 791

HOME TOTAL 1230 690 389 151 3714 3273 1531

----- ROAD -----

		EASTERN CONFERENCE					
		GP	W	L	OT	GF	GA
		---	---	---	---	---	---
WASHINGTON	(1)	41	24	10	7	159	124
NEW JERSEY	(4)	41	21	17	3	98	102
PITTSBURGH	(3)	41	22	16	3	114	123
BUFFALO	(6)	41	20	17	4	110	111
OTTAWA	(9)	41	18	21	2	103	134
BOSTON	(2)	41	21	13	7	104	97
PHILADELPHIA	(10)	41	17	21	3	112	121
MONTREAL	(7)	41	19	17	5	101	114
NY RANGERS	(5)	41	20	16	5	98	105
ATLANTA	(8)	41	16	18	7	115	132
CAROLINA	(12)	41	14	20	7	108	132
TAMPA BAY	(13)	41	13	22	6	101	148
NY ISLANDERS	(15)	41	11	23	7	97	150
FLORIDA	(11)	41	16	21	4	97	121
TORONTO	(14)	41	12	21	8	108	150

CONFERENCE TOTAL 615 264 273 78 1625 1864 606

		WESTERN CONFERENCE					
		GP	W	L	OT	GF	GA
		---	---	---	---	---	---
SAN JOSE	(1)	41	24	14	3	122	115
CHICAGO	(3)	41	23	14	4	131	109
PHOENIX	(6)	41	23	15	5	97	101
VANCOUVER	(10)	41	19	20	2	123	134
DETROIT	(8)	41	19	14	8	108	118
LOS ANGELES	(2)	41	24	14	3	114	107
NASHVILLE	(4)	41	23	15	3	117	124
COLORADO	(9)	41	19	16	6	118	129
ST. LOUIS	(5)	41	22	14	5	117	108
CALGARY	(7)	41	20	15	6	109	112
ANAHEIM	(12)	41	14	21	6	96	131
DALLAS	(11)	41	14	20	7	108	135
MINNESOTA	(13)	41	13	24	4	88	127
COLUMBUS	(14)	41	12	23	6	105	148
EDMONTON	(15)	41	9	28	4	95	152

CONFERENCE TOTAL 615 276 267 72 1648 1850 624

ROAD TOTAL 1230 540 540 150 3273 3714 1230

-- TEAMS' INTER-CONFERENCE RECORD --

----- AGAINST OWN CONFERENCE -----

		EASTERN CONFERENCE					
		GP	W	L	OT	GF	GA
		---	---	---	---	---	---
WASHINGTON	(1)	64	44	10	10	259	185
NEW JERSEY	(2)	64	41	18	5	173	138
PITTSBURGH	(3)	64	38	21	5	208	186
BUFFALO	(4)	64	35	22	7	181	161
OTTAWA	(5)	64	35	24	5	173	183
BOSTON	(6)	64	32	23	9	162	151
PHILADELPHIA	(7)	64	33	28	3	189	174
MONTREAL	(8)	64	32	24	8	169	168
NY RANGERS	(9)	64	31	23	10	174	168
ATLANTA	(10)	64	27	27	10	181	207
CAROLINA	(11)	64	30	25	9	188	193
TAMPA BAY	(12)	64	28	29	7	175	210
NY ISLANDERS	(13)	64	24	31	9	169	218
FLORIDA	(14)	64	25	30	9	168	199
TORONTO	(15)	64	25	26	13	163	200

CONF. TOTAL 960 480 361 119 2732 2732 1079

		WESTERN CONFERENCE					
		GP	W	L	OT	GF	GA
		---	---	---	---	---	---
SAN JOSE	(16)	64	39	16	9	198	172
CHICAGO	(17)	64	41	17	6	216	165
PHOENIX	(18)	64	39	19	6	172	153
VANCOUVER	(19)	64	36	23	5	209	184
DETROIT	(20)	64	35	18	11	189	172
LOS ANGELES	(21)	64	32	23	9	187	174
NASHVILLE	(22)	64	35	25	4	168	178
COLORADO	(23)	64	31	25	8	189	184
ST. LOUIS	(24)	64	31	25	8	177	173
CALGARY	(25)	64	29	27	8	160	173
ANAHEIM	(26)	64	30	25	9	186	195
DALLAS	(27)	64	30	22	12	180	181
MINNESOTA	(28)	64	28	32	4	170	198
COLUMBUS	(29)	64	24	28	12	163	201
EDMONTON	(30)	64	20	38	6	173	234

CONF. TOTAL 960 480 363 117 2737 2737 1077

VS. OWN CONF. 1920 960 724 236 5469 5469 2156

----- AGAINST OTHER CONFERENCE -----

		EASTERN CONFERENCE					
		GP	W	L	OT	GF	GA
		---	---	---	---	---	---
WASHINGTON	(1)	18	10	5	3	59	48
NEW JERSEY	(11)	18	7	9	2	49	53
PITTSBURGH	(4)	18	9	7	2	49	51
BUFFALO	(2)	18	10	5	3	54	46
OTTAWA	(5)	18	9	8	1	52	55
BOSTON	(8)	18	7	7	4	44	49
PHILADELPHIA	(7)	18	8	7	3	47	51
MONTREAL	(12)	18	7	9	2	48	55
NY RANGERS	(13)	18	7	10	1	48	50
ATLANTA	(6)	18	8	7	3	53	49
CAROLINA	(15)	18	5	12	1	42	63

TAMPA BAY	(10)	18	6	7	5	42	50	17
NY ISLANDERS	(3)	18	10	6	2	53	46	22
FLORIDA	(9)	18	7	7	4	40	54	18
TORONTO	(14)	18	5	12	1	51	67	11
CONF. TOTAL		270	115	118	37	731	787	267

		WESTERN CONFERENCE				GF	GA	PTS
		GP	W	L	OT			
SAN JOSE	(3)	18	12	4	2	66	43	26
CHICAGO	(6)	18	11	5	2	55	44	24
PHOENIX	(9)	18	11	6	1	53	49	23
VANCOUVER	(2)	18	13	5	0	63	38	26
DETROIT	(10)	18	9	6	3	40	44	21
LOS ANGELES	(1)	18	14	4	0	54	45	28
NASHVILLE	(4)	18	12	4	2	57	47	25
COLORADO	(5)	18	12	5	1	55	49	26
ST. LOUIS	(11)	18	9	7	2	48	50	20
CALGARY	(7)	18	11	5	2	44	37	24
ANAHEIM	(12)	18	9	7	2	52	56	20
DALLAS	(15)	18	7	9	2	57	73	16
MINNESOTA	(8)	18	10	4	4	49	48	24
COLUMBUS	(13)	18	8	7	3	53	58	19
EDMONTON	(14)	18	7	9	2	41	50	16
CONF. TOTAL		270	155	87	28	787	731	338

VS. OTHER CONF.		540	270	205	65	1518	1518	605
-----------------	--	-----	-----	-----	----	------	------	-----

		OVERALL STANDINGS				GF	GA	PTS
		GP	W	L	OT			
WASHINGTON		82	54	15	13	318	233	121
SAN JOSE		82	51	20	11	264	215	113
CHICAGO		82	52	22	8	271	209	112
PHOENIX		82	50	25	7	225	202	107
VANCOUVER		82	49	28	5	272	222	103
NEW JERSEY		82	48	27	7	222	191	103
DETROIT		82	44	24	14	229	216	102
PITTSBURGH		82	47	28	7	257	237	101
LOS ANGELES		82	46	27	9	241	219	101
NASHVILLE		82	47	29	6	225	225	100
BUFFALO		82	45	27	10	235	207	100
COLORADO		82	43	30	9	244	233	95
OTTAWA		82	44	32	6	225	238	94
BOSTON		82	39	30	13	206	200	91
ST. LOUIS		82	40	32	10	225	223	90
CALGARY		82	40	32	10	204	210	90
ANAHEIM		82	39	32	11	238	251	89
PHILADELPHIA		82	41	35	6	236	225	88
MONTREAL		82	39	33	10	217	223	88
DALLAS		82	37	31	14	237	254	88
NY RANGERS		82	38	33	11	222	218	87
MINNESOTA		82	38	36	8	219	246	84
ATLANTA		82	35	34	13	234	256	83
CAROLINA		82	35	37	10	230	256	80
TAMPA BAY		82	34	36	12	217	260	80
NY ISLANDERS		82	34	37	11	222	264	79
COLUMBUS		82	32	35	15	216	259	79
FLORIDA		82	32	37	13	208	244	77
TORONTO		82	30	38	14	214	267	74
EDMONTON		82	27	47	8	214	284	62

---- TEAMS' HOME-AND-ROAD RECORD ----
OVERALL

		HOME				GF	GA	PTS
		GP	W	L	OT			
WASHINGTON	(1)	41	30	5	6	159	109	66
SAN JOSE	(4)	41	27	6	8	142	100	62
CHICAGO	(3)	41	29	8	4	140	100	62
PHOENIX	(5)	41	29	10	2	128	101	60
VANCOUVER	(2)	41	30	8	3	149	88	63
NEW JERSEY	(6)	41	27	10	4	124	89	58
DETROIT	(9)	41	25	10	6	121	98	56
PITTSBURGH	(11)	41	25	12	4	143	118	54
LOS ANGELES	(18)	41	22	13	6	127	112	50
NASHVILLE	(16)	41	24	14	3	108	101	51
BUFFALO	(8)	41	25	10	6	125	96	56
COLORADO	(14)	41	24	14	3	126	104	51
OTTAWA	(7)	41	26	11	4	122	104	56
BOSTON	(26)	41	18	17	6	102	103	42
ST. LOUIS	(28)	41	18	18	5	108	115	41
CALGARY	(23)	41	20	17	4	95	98	44
ANAHEIM	(10)	41	25	11	5	142	120	55
PHILADELPHIA	(15)	41	24	14	3	124	104	51
MONTREAL	(22)	41	20	16	5	116	105	45
DALLAS	(13)	41	23	11	7	129	119	43
NY RANGERS	(25)	41	18	17	6	124	113	42
MINNESOTA	(12)	41	25	12	4	131	119	54
ATLANTA	(24)	41	19	16	6	119	124	44
CAROLINA	(21)	41	21	17	3	122	124	45
TAMPA BAY	(20)	41	21	14	6	116	112	48
NY ISLANDERS	(17)	41	23	14	4	125	114	50
COLUMBUS	(19)	41	20	12	9	111	111	49
FLORIDA	(29)	41	16	16	9	111	123	41
TORONTO	(27)	41	18	17	6	106	117	42
EDMONTON	(30)	41	18	19	4	119	132	40

		ROAD				GF	GA	PTS
		GP	W	L	OT			
WASHINGTON	(1)	41	24	10	7	159	124	55
SAN JOSE	(2)	41	24	14	3	122	115	51
CHICAGO	(4)	41	23	14	4	131	109	50
PHOENIX	(9)	41	21	15	5	97	101	47
VANCOUVER	(17)	41	19	20	2	123	134	40
NEW JERSEY	(12)	41	21	17	3	98	102	45
DETROIT	(11)	41	19	14	8	108	118	46
PITTSBURGH	(8)	41	22	16	3	114	123	47
LOS ANGELES	(3)	41	24	14	3	114	107	51
NASHVILLE	(5)	41	23	15	3	117	124	49
BUFFALO	(14)	41	20	17	4	110	111	44
COLORADO	(15)	41	19	16	6	118	129	44
OTTAWA	(19)	41	18	21	2	103	134	38
BOSTON	(7)	41	21	13	7	104	97	49
ST. LOUIS	(6)	41	22	14	5	117	108	49
CALGARY	(10)	41	20	15	6	109	112	46
ANAHEIM	(24)	41	14	21	6	96	131	34
PHILADELPHIA	(20)	41	17	21	3	112	121	37
MONTREAL	(16)	41	19	17	5	101	114	43
DALLAS	(23)	41	14	20	7	108	135	35
NY RANGERS	(13)	41	20	16	5	98	105	45
MINNESOTA	(27)	41	13	24	4	88	127	30
ATLANTA	(18)	41	16	18	7	115	132	39
CAROLINA	(22)	41	14	20	7	108	132	35
TAMPA BAY	(25)	41	13	22	6	101	148	32
NY ISLANDERS	(29)	41	11	23	7	97	150	29
COLUMBUS	(28)	41	12	23	6	105	148	30
FLORIDA	(21)	41	16	21	4	97	121	36

TORONTO	(26)	41	12	21	8	108	150	32
EDMONTON	(30)	41	9	28	4	95	152	22

--- TEAMS' WON-LOST-OT RECORD ---
LAST 10 GAMES

	---HOME---			---ROAD---			---OVERALL---		
	W	L	OT	W	L	OT	W	L	OT
ANAHEIM	6	2	2	4	5	1	5	2	3
ATLANTA	4	4	2	4	4	2	3	5	2
BOSTON	5	5	0	6	2	2	6	3	1
BUFFALO	7	3	0	5	5	0	5	5	0
CALGARY	6	3	1	4	6	0	4	5	1
CAROLINA	5	5	0	5	2	3	5	3	2
CHICAGO	6	2	2	5	4	1	6	3	1
COLORADO	4	5	1	4	4	2	3	5	2
COLUMBUS	5	3	2	5	6	0	5	4	0
DALLAS	5	3	2	5	2	0	5	4	0
DETROIT	8	1	1	7	1	2	8	1	1
EDMONTON	7	3	0	1	7	2	4	5	1
FLORIDA	3	5	2	4	5	1	2	6	2
LOS ANGELES	4	3	3	5	3	2	4	3	3
MINNESOTA	4	4	2	3	5	2	3	5	2
MONTREAL	5	4	1	5	2	3	3	4	3
NASHVILLE	6	3	1	7	3	0	6	3	1
NEW JERSEY	6	1	3	4	5	1	5	2	3
NY ISLANDERS	6	2	2	2	7	1	5	4	1
NY RANGERS	5	3	2	5	3	2	1	2	2
OTTAWA	6	3	1	4	5	1	7	2	1
PHILADELPHIA	6	3	1	2	2	4	2	5	1
PHOENIX	8	2	0	5	3	2	5	3	2
PITTSBURGH	7	2	1	4	4	2	5	4	1
SAN JOSE	8	1	1	3	6	1	8	1	1
ST. LOUIS	8	2	0	4	5	1	6	3	1
TAMPA BAY	4	6	0	4	5	1	6	4	0
TORONTO	6	3	1	4	4	2	4	4	2
VANCOUVER	7	1	2	4	5	1	5	4	1
WASHINGTON	5	2	3	6	1	3	6	1	3

RESULTS ENDING Apr 11, 2010

LGM	DATE	VIS	GF	HOME	GF
1179	Mon Apr 5	BOS	2	WSH	3 OT
1180	" " "	CBJ	1	STL	2 OT
1181	" " "	MIN	1	EDM	4
1182	Tue Apr 6	NYR	2	BUF	5
1183	" " "	PHI	2	TOR	0
1184	" " "	MTL	3	NYI	4 SO
1185	" " "	N.J	3	ATL	0
1186	" " "	WSH	6	PIT	3
1187	" " "	CAR	8	T.B	5
1188	" " "	OTT	5	FLA	2
1189	" " "	CHI	5	DAL	2
1190	" " "	S.J	2	CGY	1
1191	" " "	COL	4	VAN	3 SO
1192	" " "	L.A	5	ANA	4 SO
1193	Wed Apr 7	TOR	1	NYR	5
1194	" " "	CBJ	3	DET	4
1195	" " "	STL	5	CHI	6
1196	" " "	COL	4	EDM	5 OT
1197	" " "	NSH	2	PHX	5
1198	Thu Apr 8	BUF	1	BOS	3
1199	" " "	MTL	2	CAR	5
1200	" " "	NYI	3	PIT	7
1201	" " "	OTT	3	T.B	4 SO
1202	" " "	N.J	2	FLA	3
1203	" " "	ANA	2	DAL	3 SO
1204	" " "	MIN	2	CGY	1 SO
1205	" " "	PHX	3	L.A	2 SO
1206	" " "	VAN	2	S.J	4
1207	Fri Apr 9	PHI	3	NYR	4
1208	" " "	ATL	2	WSH	5
1209	" " "	DET	1	CBJ	0 SO
1210	" " "	ANA	3	STL	6
1211	" " "	CHI	5	COL	2
1212	Sat Apr 10	CAR	2	BOS	4
1213	" " "	EDM	4	L.A	4 SO
1214	" " "	TOR	4	MTL	3 OT
1215	" " "	BUF	5	OTT	2
1216	" " "	NYI	1	N.J	7
1217	" " "	PIT	0	ATL	1
1218	" " "	FLA	3	T.B	4 SO
1219	" " "	STL	1	NSH	2 SO
1220	" " "	DAL	4	MIN	3 SO
1221	" " "	CGY	3	VAN	7
1222	" " "	PHX	2	S.J	3 SO
1223	Sun Apr 11	NYR	1	PHI	2 SO
1224	" " "	BOS	4	WSH	3 SO
1225	" " "	DET	3	CHI	1 OT
1226	" " "	L.A	2	COL	1 OT
1227	" " "	BUF	1	N.J	2
1228	" " "	PIT	6	NYI	5 OT
1229	" " "	T.B	3	FLA	1
1230	" " "	EDM	2	ANA	7

PLAYER	TEAM	GP	G	A	PTS	PIM	PP	SH	GW	S	PCTG
HENRIK SEDIN	VANCOUVER	82	29	83	112	35	48	4	2	166	17.5
SIDNEY CROSEY	PITTSBURGH	81	51	58	109	15	71	13	2	298	17.1
ALEXANDER OVECHKIN	WASHINGTON	72	50	59	109	45	89	13	0	368	13.6
NICKLAS BACKSTROM	WASHINGTON	82	33	68	101	37	50	11	0	222	14.9
STEVEN STAMKOS	TAMPA BAY	82	51	44	95	2	38	24	1	297	17.2
MARTIN ST. LOUIS	TAMPA BAY	82	29	65	94	8	12	7	1	242	12.0
BRAD RICHARDS	DALLAS	80	24	67	91	12	14	13	0	284	8.5
JOE THORNTON	SAN JOSE	79	20	69	89	17	54	4	1	241	14.2
PATRICK KANE	CHICAGO	82	30	58	88	16	20	9	0	261	11.5
MARIAN GABORIK	NY RANGERS	76	42	44	86	15	37	14	1	272	15.4
ILYA KOVALCHUK	ATL-N.J	76	41	44	85	10	53	12	0	290	14.1
DANIEL SEDIN	VANCOUVER	63	29	56	85	36	28	8	0	225	12.9
ALEXANDER SEMIN	WASHINGTON	73	40	44	84	36	66	8	2	278	14.4
PATRICK MARLEAU	SAN JOSE	82	44	39	83	21	22	12	4	274	16.1
DANY HEATLEY	SAN JOSE	82	39	43	82	14	54	18	1	280	13.9
ZACH PARISE	NEW JERSEY	81	38	44	82	24	32	9	1	347	11.0
ANZE KOPITAR	LOS ANGELES	82	34	47	81	6	16	14	1	259	13.1
PAUL STASTNY	COLORADO	81	20	59	79	2	50	9	0	199	10.1
EVGENI MALKIN	PITTSBURGH	67	28	49	77	6	100	13	2	268	10.4
COREY PERRY	ANAHEIM	82	27	49	76	0	111	6	1	270	10.0
MIKE GREEN	WASHINGTON	75	19	57	76	39	54	10	0	205	9.3
RYAN KESLER	VANCOUVER	82	25	50	75	1	104	12	1	214	11.7
LOUI ERIKSSON	DALLAS	82	29	42	71	4	26	6	2	214	13.6
MIKKO KOIVU	MINNESOTA	80	22	49	71	2	50	8	1	246	8.9
DANIEL ALFREDSSON	OTTAWA	70	20	51	71	8	22	4	1	168	11.9

PLAYER	TEAM	GP	G	A	PTS	PIM	PP	SH	GW	S	PCTG
MIKE GREEN	WASHINGTON	75	19	57	76	39	54	10	0	205	9.3
DUNCAN KEITH	CHICAGO	82	14	55	69	21	51	3	1	213	6.6
DREW DOUGHTY	LOS ANGELES	82	16	43	59	20	54	9	0	142	11.3
DAN BOYLE	SAN JOSE	76	15	43	58	6	70	6	0	180	8.3

CHRIS PRONGER	PHILADELPHIA	82	10	45	55	22	79	5	0	2	175	5.7
SERGEI GONCHAR	PITTSBURGH	62	11	39	50	4-	49	6	0	3	138	8.0
TOBIAS ENSTROM	ATLANTA	82	6	44	50	5-	30	2	0	0	109	5.5
MARK STREIT	NY ISLANDERS	82	11	38	49	0	48	9	0	2	187	5.9
NICKLAS LIDSTROM	DETROIT	82	9	40	49	22	24	5	0	1	194	4.6
TOMAS KABERLE	TORONTO	82	7	42	49	16-	24	3	0	1	158	4.4
*TYLER MYERS	BUFFALO	82	11	37	48	13	32	3	0	1	104	10.6
SCOTT NIEDERMAYER	ANAHEIM	80	10	38	48	9-	38	5	0	2	168	6.0
JONI PITKANEN	CAROLINA	71	6	40	46	11-	72	1	0	1	161	3.7
LUBOMIR VISNOVSKY	EDM-ANA	73	15	30	45	10-	20	5	0	2	131	11.5
CHRISTIAN EHRHOFF	VANCOUVER	80	14	30	44	36	42	6	0	3	181	7.7
ZDENO CHARA	BOSTON	80	7	37	44	19	87	4	0	1	242	2.9
SHEA WEBER	NASHVILLE	78	16	27	43	0	36	7	0	3	222	7.2
BRYAN MCCABE	FLORIDA	82	8	35	43	4-	83	3	0	1	169	4.7
MAREK ZIDLICKY	MINNESOTA	78	6	37	43	16-	67	4	0	3	116	5.2
KURTIS FOSTER	TAMPA BAY	71	8	34	42	5-	48	3	0	1	165	4.8
BRIAN RAFALSKI	DETROIT	78	8	34	42	23	26	5	0	1	134	6.0
ALEXANDER EDLER	VANCOUVER	76	5	37	42	0	40	2	0	0	161	3.1
KEITH YANDLE	PHOENIX	82	12	29	41	16	45	5	0	2	145	8.3
STEPHANE ROBIDAS	DALLAS	82	10	31	41	10-	70	7	0	1	199	5.0

--- INDIVIDUAL LEADERS ---

-- GOAL SCORING --				-- ASSISTS --			
NAME	TEAM	GP	G	NAME	TEAM	GP	A
SIDNEY CROSBY	PITTSBURGH	81	51	HENRIK SEDIN	VANCOUVER	82	83
STEVEN STAMKOS	TAMPA BAY	82	51	JOE THORNTON	SAN JOSE	79	69
ALEXANDER OVECHKIN	WASHINGTON	72	50	NICKLAS BACKSTROM	WASHINGTON	82	68
PATRICK MARLEAU	SAN JOSE	82	44	BRAD RICHARDS	DALLAS	80	67
MARIAN GABORIK	NY RANGERS	76	42	MARTIN ST. LOUIS	TAMPA BAY	82	65
ILYA KOVALCHUK	ATL-N.J.	76	41	ALEXANDER OVECHKIN	WASHINGTON	72	59
ALEXANDER SEMIN	WASHINGTON	73	40	PAUL STASTNY	COLORADO	81	59
DANY HEATLEY	SAN JOSE	82	39	SIDNEY CROSBY	PITTSBURGH	81	58
ZACH PARISE	NEW JERSEY	81	38	PATRICK KANE	CHICAGO	82	58
BOBBY RYAN	ANAHEIM	81	35	MIKE GREEN	WASHINGTON	75	57
ALEX BURROWS	VANCOUVER	82	35	DANIEL SEDIN	VANCOUVER	63	56
ANZE KOPITAR	LOS ANGELES	82	34	DUNCAN KEITH	CHICAGO	82	55
JEFF CARTER	PHILADELPHIA	74	33	DANIEL ALFREDSSON	OTTAWA	70	51
RICK NASH	COLUMBUS	76	33	RYAN GETZLAF	ANAHEIM	66	50
NICKLAS BACKSTROM	WASHINGTON	82	33	RYAN KESLER	VANCOUVER	82	50
JAROME IGUINA	CALGARY	82	32	EVGENI MALKIN	PITTSBURGH	67	49
DUSTIN PENNER	EDMONTON	82	32	MIKKO KOIVU	MINNESOTA	80	49
MIKE RICHARDS	PHILADELPHIA	82	31	COREY PERRY	ANAHEIM	82	49

-- POWER PLAY				-- SHORT HAND			
NAME	TEAM	GP	PP	NAME	TEAM	GP	SH
STEVEN STAMKOS	TAMPA BAY	82	24	MARIAN HOSSA	CHICAGO	57	5
DANY HEATLEY	SAN JOSE	82	18	ALEX BURROWS	VANCOUVER	82	5
TEEMU SELANNE	ANAHEIM	54	14	RENE BOURQUE	CALGARY	73	4
MARIAN GABORIK	NY RANGERS	76	14	PATRICK MARLEAU	SAN JOSE	82	4
ANZE KOPITAR	LOS ANGELES	82	14	CURTIS GLENCROSS	CALGARY	67	3
EVGENI MALKIN	PITTSBURGH	67	13	DARREN HELM	DETROIT	75	3
TOMAS HOLMSTROM	DETROIT	68	13	ETHAN MOREAU	EDMONTON	76	3
ERIC STAAL	CAROLINA	70	13	RADEK DVORAK	FLORIDA	76	3
ALEXANDER OVECHKIN	WASHINGTON	72	13	CHRIS THORBURN	ATLANTA	76	3
BRAD RICHARDS	DALLAS	80	13	VERNON FIDDLER	PHOENIX	76	3
SIDNEY CROSBY	PITTSBURGH	81	13	TODD MARCHANT	ANAHEIM	78	3
MIKE RICHARDS	PHILADELPHIA	82	13	KRIS VERSTEEG	CHICAGO	79	3

-- POWER PLAY ASSISTS --				-- SHORT HAND ASSISTS --			
NAME	TEAM	GP	PPA	NAME	TEAM	GP	SHA
MARTIN ST. LOUIS	TAMPA BAY	82	30	NICKLAS KRONWALL	DETROIT	48	4
DANIEL ALFREDSSON	OTTAWA	70	27	DUNCAN KEITH	CHICAGO	82	4
BRAD RICHARDS	DALLAS	80	27	BLAKE COMEAU	NY ISLANDERS	61	3
NICKLAS BACKSTROM	WASHINGTON	82	26	JAMES WISNIEWSKI	ANAHEIM	69	3
MIKE GREEN	WASHINGTON	75	25	DANIEL ALFREDSSON	OTTAWA	70	3
JOE THORNTON	SAN JOSE	79	25	*T.J. GALLIARDI	COLORADO	70	3
SERGEI GONCHAR	PITTSBURGH	62	24	JONATHAN TOEWS	CHICAGO	76	3
ANZE KOPITAR	LOS ANGELES	82	24	NICKLAS LIDSTROM	DETROIT	82	3
KURTIS FOSTER	TAMPA BAY	71	23	RICH PEVERLEY	ATLANTA	82	3
ALEXANDER OVECHKIN	WASHINGTON	72	23				
DAN BOYLE	SAN JOSE	76	23				
HENRIK SEDIN	VANCOUVER	82	23				

-- POWER PLAY POINTS --				-- SHORT HAND POINTS --			
NAME	TEAM	GP	PPP	NAME	TEAM	GP	SHP
STEVEN STAMKOS	TAMPA BAY	82	41	ALEX BURROWS	VANCOUVER	82	7
BRAD RICHARDS	DALLAS	80	40	MARIAN HOSSA	CHICAGO	57	6
ANZE KOPITAR	LOS ANGELES	82	38	DUNCAN KEITH	CHICAGO	82	5
MARTIN ST. LOUIS	TAMPA BAY	82	37	RICH PEVERLEY	ATLANTA	82	5
NICKLAS BACKSTROM	WASHINGTON	82	37	NICKLAS KRONWALL	DETROIT	48	4
ALEXANDER OVECHKIN	WASHINGTON	72	36	BLAKE COMEAU	NY ISLANDERS	61	4
MIKE GREEN	WASHINGTON	75	35	MIKE RIBEIRO	DALLAS	66	4
SIDNEY CROSBY	PITTSBURGH	81	34	CURTIS GLENCROSS	CALGARY	67	4
DANIEL ALFREDSSON	OTTAWA	70	31	DANIEL ALFREDSSON	OTTAWA	70	4
MIKE RICHARDS	PHILADELPHIA	82	31	*T.J. GALLIARDI	COLORADO	70	4
DREW DOUGHTY	LOS ANGELES	82	31	RENE BOURQUE	CALGARY	73	4
SERGEI GONCHAR	PITTSBURGH	62	30	ETHAN MOREAU	EDMONTON	76	4
DANY HEATLEY	SAN JOSE	82	30	RICK NASH	COLUMBUS	76	4
DAN BOYLE	SAN JOSE	76	29	JONATHAN TOEWS	CHICAGO	76	4
JOE THORNTON	SAN JOSE	79	29	KRIS VERSTEEG	CHICAGO	79	4
PATRICK KANE	CHICAGO	82	29	JAMIE LANGENBRUNNE	NEW JERSEY	81	4
EVGENI MALKIN	PITTSBURGH	67	28	PATRICK MARLEAU	SAN JOSE	82	4
MIKKO KOIVU	MINNESOTA	80	28				

-- GAME WINNING GOALS --			
NAME	TEAM	GP	GW
DANY HEATLEY	SAN JOSE	82	9
DANIEL SEDIN	VANCOUVER	63	8
PATRICK HORNQVIST	NASHVILLE	80	8
EVGENI MALKIN	PITTSBURGH	67	7
RYAN MALONE	TAMPA BAY	69	7
ALEXANDER OVECHKIN	WASHINGTON	72	7
TROY BROUWER	CHICAGO	78	7
MARTIN ST. LOUIS	TAMPA BAY	82	7
RICH PEVERLEY	ATLANTA	82	7

-- SHOTS --			
NAME	TEAM	GP	S
ALEXANDER OVECHKIN	WASHINGTON	72	368
ZACH PARISE	NEW JERSEY	81	347
JEFF CARTER	PHILADELPHIA	74	319
HENRIK ZETTERBERG	DETROIT	74	309
SIDNEY CROSBY	PITTSBURGH	81	298
PHIL KESSEL	TORONTO	70	297
STEVEN STAMKOS	TAMPA BAY	82	297

-- SHOOTING PERCENTAGE (MIN 25 SHOTS) --			
NAME	TEAM	GP	PCTG
ANDREW BRUNETTE	MINNESOTA	82	25 129 19.4
MIKE KNUBLE	WASHINGTON	69	29 151 19.2
TOMAS HOLMSTROM	DETROIT	68	25 131 19.1
NIK ANTROPOV	ATLANTA	76	24 126 19.0
TOMAS FLEISCHMANN	WASHINGTON	69	23 121 19.0
TROY BROUWER	CHICAGO	78	22 116 19.0
STEVE DOWNIE	TAMPA BAY	79	22 116 19.0

-- PLUS/MINUS --						
NAME	TEAM	GP				
JEFF SCHULTZ	WASHINGTON	73	50			
ALEXANDER OVECHKIN	WASHINGTON	72	45			
MIKE GREEN	WASHINGTON	75	39			
NICKLAS BACKSTROM	WASHINGTON	82	37			
DANIEL SEDIN	VANCOUVER	63	36			
ALEXANDER SEMIN	WASHINGTON	73	36			
CHRISTIAN EHRRHOFF	VANCOUVER	80	36			

--- CONSECUTIVE SCORING STREAKS ---						
GM	PLAYER	TEAM	FROM	TO	G	
7	STEVEN STAMKOS	TAMPA BAY	Feb 13	Mar 11	9	
6	MIKAEL SAMUELSSON	VANCOUVER	Mar 03	Mar 13	9	
6	STEVEN STAMKOS	TAMPA BAY	Oct 17	Nov 02	8	
6	JASON SPEZZA	OTTAWA	Jan 23	Feb 04	7	
6	JEFF CARTER	PHILADELPHIA	Feb 08	Mar 03	7	
6	ZACH PARISE	NEW JERSEY	Nov 07	Nov 19	7	
5	ERIC STAAL	CAROLINA	Jan 21	Jan 28	8	
5	ALEXANDER OVECHKIN	WASHINGTON	Jan 31	Feb 07	8	
5	PATRICK KANE	CHICAGO	Dec 22	Dec 29	7	
5	MAXIM AFINOGENOV	ATLANTA	Nov 12	Nov 21	6	
5	ALEX BURROWS	VANCOUVER	Jan 11	Jan 21	6	
5	BRENDEN MORROW	DALLAS	Nov 25	Dec 03	5	
5	MARTIN ST. LOUIS	TAMPA BAY	Jan 27	Feb 04	5	
5	DANIEL SEDIN	VANCOUVER	Mar 20	Mar 30	5	
5	PATRICK KANE	CHICAGO	Nov 11	Nov 21	5	

-- ASSISTANTS AWARDED IN 5 OR MORE CONSECUTIVE GAMES --						
GM	PLAYER	TEAM	FROM	TO	A	
11	DANIEL SEDIN	VANCOUVER	Feb 12	Mar 16	14	
10	RYAN GETZLAF	ANAHEIM	Oct 24	Nov 14	17	
10	MARTIN ST. LOUIS	TAMPA BAY	Oct 06	Oct 31	12	
10	COREY PERRY	ANAHEIM	Nov 13	Dec 01	11	
9	JOE THORNTON	SAN JOSE	Nov 15	Dec 03	15	
9	NICKLAS BACKSTROM	WASHINGTON	Jan 26	Feb 10	14	
9	TIM CONNOLLY	BUFFALO	Jan 06	Jan 21	13	
8	EVGENI MALKIN	PITTSBURGH	Jan 31	Mar 02	10	
8	MIKE GREEN	WASHINGTON	Oct 15	Nov 01	9	
7	HENRIK SEDIN	VANCOUVER	Dec 02	Dec 14	14	
7	HENRIK SEDIN	VANCOUVER	Dec 29	Jan 11	12	
7	JOE THORNTON	SAN JOSE	Dec 09	Dec 26	11	
7	DUNCAN KEITH	CHICAGO	Dec 18	Dec 29	9	
6	HENRIK SEDIN	VANCOUVER	Mar 20	Apr 01	10	
6	TOBIAS ENSTROM	ATLANTA	Dec 12	Dec 21	9	
6	MIKE GREEN	WASHINGTON	Nov 14	Nov 25	9	
6	VACLAV PROSPAL	NY RANGERS	Oct 05	Oct 17	8	
6	HENRIK SEDIN	VANCOUVER	Mar 07	Mar 16	8	
6	DANY HEATLEY	SAN JOSE	Jan 28	Feb 08	8	
6	JOSH BAILEY	NY ISLANDERS	Dec 31	Jan 12	8	
6	RAY WHITNEY	CAROLINA	Jan 18	Jan 28	7	
6	MARTIN HAVLAT	MINNESOTA	Dec 29	Jan 09	7	
6	MIKKO KOIVU	MINNESOTA	Dec 23	Jan 02	7	
6	DAVID BACKES	ST. LOUIS	Dec 31	Jan 12	7	
6	PETER MUELLER	PHX-COL	Mar 04	Mar 16	7	
6	DAN BOYLE	SAN JOSE	Mar 25	Apr 04	6	
6	ROBYN REGEHR	CALGARY	Oct 16	Nov 04	6	
6	BRAD RICHARDS	DALLAS	Mar 27	Apr 06	6	
6	ILYA KOVALCHUK	ATLANTA	Dec 10	Dec 19	6	
6	PAUL STASTNY	COLORADO	Jan 09	Jan 24	6	
6	SIDNEY CORSEY	PITTSBURGH	Feb 14	Mar 11	6	
5	TOMAS KABERLE	TORONTO	Oct 24	Oct 31	11	
5	BRYAN MCCABE	FLORIDA	Feb 13	Mar 09	9	
5	DANIEL SEDIN	VANCOUVER	Jan 16	Jan 25	9	
5	TOM GILBERT	EDMONTON	Apr 03	Apr 11	9	#
5	SCOTT GOMEZ	MONTREAL	Dec 23	Dec 31	8	
5	NIK ANTROPOV	ATLANTA	Oct 22	Nov 03	8	
5	HENRIK SEDIN	VANCOUVER	Jan 16	Jan 25	8	
5	ALEXANDER SEMIN	WASHINGTON	Jan 15	Jan 23	8	
5	ALEXANDER OVECHKIN	WASHINGTON	Jan 15	Jan 23	8	
5	PAUL STASTNY	COLORADO	Mar 01	Mar 09	8	
5	CHRIS PRONGER	PHILADELPHIA	Oct 31	Nov 12	7	
5	CHRIS PRONGER	PHILADELPHIA	Jan 09	Jan 12	7	
5	MARC SAVARD	BOSTON	Dec 21	Dec 30	7	
5	JASON SPEZZA	OTTAWA	Oct 12	Oct 24	7	
5	NATHAN HORTON	FLORIDA	Dec 11	Dec 18	7	
5	PATRICK KANE	CHICAGO	Mar 02	Mar 10	7	
5	TEEMU SELANNE	ANAHEIM	Mar 24	Apr 02	6	
5	RYAN SMYTH	LOS ANGELES	Apr 01	Apr 10	6	
5	TOM POTI	WASHINGTON	Dec 30	Jan 09	6	
5	ERIC BELANGER	MINNESOTA	Oct 06	Oct 16	6	
5	MARTIN ST. LOUIS	TAMPA BAY	Feb 04	Feb 13	6	
5	BRAD RICHARDS	DALLAS	Oct 03	Oct 14	6	
5	JOHN-MICHAEL LILES	COLORADO	Jan 11	Jan 24	6	
5	RYAN KESLER	VANCOUVER	Dec 31	Jan 09	6	
5	ALEXANDER OVECHKIN	WASHINGTON	Feb 04	Feb 11	6	
5	NICKLAS BACKSTROM	WASHINGTON	Mar 14	Mar 24	6	
5	STEVEN STAMKOS	TAMPA BAY	Jan 02	Jan 12	6	
5	NICKLAS LIDSTROM	DETROIT	Mar 05	Mar 13	5	
5	DAN BOYLE	SAN JOSE	Dec 11	Dec 22	5	
5	DAN BOYLE	SAN JOSE	Jan 06	Jan 14	5	
5	SIMON GAGNE	PHILADELPHIA	Jan 03	Jan 12	5	
5	BRAD RICHARDS	DALLAS	Mar 02	Mar 10	5	
5	TUOMO RUUTU	CAROLINA	Mar 02	Mar 10	5	
5	ZACH PARISE	NEW JERSEY	Oct 17	Oct 29	5	
5	WOUTEK WOLSKI	COL-PHX	Mar 31	Apr 10	5	#
5	T.J. OSHIE	ST. LOUIS	Jan 30	Feb 08	5	

-- POINTS GAINED IN 5 OR MORE CONSECUTIVE GAMES --						
GM	PLAYER	TEAM	FROM	TO	G	A PTS
19	COREY PERRY	ANAHEIM	Oct 21	Dec 01	10	16 26
18	STEVEN STAMKOS	TAMPA BAY	Jan 19	Mar 11	17	16 33
16	TIM CONNOLLY	BUFFALO	Dec 23	Jan 25	7	18 25
15	EVGENI MALKIN	PITTSBURGH	Jan 16	Mar 04	9	15 24
13	RYAN KESLER	VANCOUVER	Feb 06	Mar 14	6	9 15
12	ALEX BURROWS	VANCOUVER	Dec 31	Jan 25	13	6 19
11	RYAN GETZLAF	ANAHEIM	Oct 21	Nov 14	2	17 18
11	PATRICK KANE	CHICAGO	Dec 22	Dec 29	6	11 17
11	MARTIN ST. LOUIS	TAMPA BAY	Dec 18	Jan 12	6	11 17
11	DANIEL SEDIN	VANCOUVER	Feb 12	Mar 16	3	14 17
11	ERIC STAAL	CAROLINA	Jan 16	Feb 05	10	7 17
11	MARTIN ST. LOUIS	TAMPA BAY	Oct 03	Oct 31	3	12 15
10	HENRIK SEDIN	VANCOUVER	Dec 22	Jan 11	5	15 20
10	JOE THORNTON	SAN JOSE	Nov 14	Dec 03	3	15 18
10	ALEXANDER SEMIN	WASHINGTON	Jan 15	Feb 02	6	11 17
10	ILYA KOVALCHUK	ATLANTA	Dec 10	Dec 28	7	8 15
10	ZACH PARISE	NEW JERSEY	Nov 07	Nov 28	9	6 15
10	JUSSI JOKINEN	CAROLINA	Jan 28	Mar 02	9	4 13
10	STEVE DOWNIE	TAMPA BAY	Feb 02	Mar 06	5	8 13
10	RYANE CLOWE	SAN JOSE	Nov 17	Dec 09	5	7 12
9	ALEXANDER OVECHKIN	WASHINGTON	Jan 07	Jan 23	7	13 20
9	ALEXANDER OVECHKIN	WASHINGTON	Jan 27	Feb 11	9	10 19
9	NICKLAS BACKSTROM	WASHINGTON	Jan 26	Feb 10	5	14 19
9	PATRICK MARLEAU	SAN JOSE	Oct 17	Nov 04	6	10 16
9	MARTIN ST. LOUIS	TAMPA BAY	Jan 27	Feb 13	9	7 16
9	HENRIK SEDIN	VANCOUVER	Dec 02	Dec 18	1	15 16

9	PAUL STASTNY	COLORADO	Mar 01	Mar 17	5	11	16
9	DANIEL ALFREDSSON	OTTAWA	Oct 15	Nov 07	4	10	14
9	PATRICK KANE	CHICAGO	Feb 06	Mar 10	4	10	14
9	SIDNEY CROSBY	PITTSBURGH	Feb 12	Mar 14	6	7	13
9	PATRICK KANE	CHICAGO	Oct 30	Nov 21	5	8	13
9	LEE STEPMIAK	TOR-PHX	Mar 02	Mar 10	2	9	12
9	MIKE GREEN	WASHINGTON	Jan 02	Jan 19	3	9	12
9	TOMAS FLEISCHMANN	WASHINGTON	Oct 30	Nov 17	7	4	11
9	MIKE GREEN	WASHINGTON	Oct 12	Nov 01	2	9	11
9	KRIS VERSTEEG	CHICAGO	Dec 29	Jan 14	3	8	11
9	TRENT HUNTER	NY ISLANDERS	Nov 11	Nov 27	4	5	9
8	ANZE KOPITAR	LOS ANGELES	Jan 21	Feb 04	7	8	15
8	DANIEL ALFREDSSON	OTTAWA	Mar 16	Mar 30	3	11	14
8	MARIAN GABORIK	NY RANGERS	Nov 05	Nov 25	8	6	14
8	DANIEL SEDIN	VANCOUVER	Dec 02	Dec 16	6	7	13
8	CHRIS STEWART	COLORADO	Mar 06	Mar 22	7	6	13
8	MARIAN GABORIK	NY RANGERS	Oct 02	Oct 17	6	6	12
8	LOUI ERIKSSON	DALLAS	Dec 08	Dec 23	3	6	12
8	MIKE GREEN	WASHINGTON	Nov 11	Nov 25	1	11	12
8	RICH PEVERLEY	ATLANTA	Oct 16	Nov 03	5	7	12
8	PETER MUELLER	PHX-COL	Mar 02	Mar 16	4	8	12
8	STEVEN STAMKOS	TAMPA BAY	Oct 12	Nov 02	9	3	12
8	BRAD RICHARDS	DALLAS	Oct 22	Nov 07	3	8	11
8	PATRIK ELIAS	NEW JERSEY	Dec 07	Dec 21	5	5	10
8	MARTIN HAVLAT	MINNESOTA	Dec 28	Jan 11	2	7	9
8	ANZE KOPITAR	LOS ANGELES	Feb 08	Mar 10	5	4	9
7	JOE THORNTON	SAN JOSE	Dec 09	Dec 26	3	11	14
7	MIKAEL SAMUELSSON	VANCOUVER	Mar 03	Mar 14	9	4	13
7	STEPHEN WEISS	FLORIDA	Dec 11	Dec 21	5	8	13
7	JOSH BAILEY	NY ISLANDERS	Dec 29	Jan 12	2	9	12
7	JAMIE LANGENBRUNNE	NEW JERSEY	Dec 28	Jan 09	5	6	11
7	VACLAV PROSPAL	NY RANGERS	Oct 03	Oct 17	3	8	11
7	ANDREI MARKOV	MONTREAL	Dec 19	Dec 31	3	8	11
7	DANY HEATLEY	SAN JOSE	Jan 23	Feb 08	3	8	11
7	MIKE GREEN	WASHINGTON	Feb 05	Mar 04	3	8	11
7	ANDREI MARKOV	MONTREAL	Mar 04	Mar 16	2	8	10
7	DUNCAN KEITH	CHICAGO	Dec 18	Dec 29	1	9	10
7	DUSTIN BROWN	LOS ANGELES	Oct 15	Oct 28	4	6	10
7	ERIC FEHR	WASHINGTON	Nov 23	Dec 07	5	5	10
7	WOJTEK WOLSKI	COLORADO	Nov 27	Dec 07	2	8	10
7	JAMES NEAL	DALLAS	Oct 21	Nov 04	6	4	10
7	RAY WHITNEY	CAROLINA	Jan 16	Jan 28	2	7	9
7	DANY HEATLEY	SAN JOSE	Jan 06	Jan 18	5	4	9
7	BOBBY RYAN	ANAHEIM	Dec 08	Dec 22	3	6	9
7	*RYAN O'REILLY	COLORADO	Oct 12	Oct 24	2	7	9
7	ALEX KOVALEV	OTTAWA	Jan 14	Jan 26	2	6	8
7	JAMIE LANGENBRUNNE	NEW JERSEY	Nov 28	Dec 11	2	6	8
7	ANDREW BRUNETTE	MINNESOTA	Oct 03	Oct 17	5	3	8
7	ALEX GOLIGOSKI	PITTSBURGH	Oct 14	Oct 30	4	4	8
7	PHIL KESSEL	TORONTO	Jan 09	Jan 21	1	7	8
7	BRENDEN MORROW	DALLAS	Nov 23	Dec 05	5	2	7
7	DAN BOYLE	SAN JOSE	Dec 05	Dec 22	1	6	7
7	MIKAEL SAMUELSSON	VANCOUVER	Dec 27	Jan 09	5	2	7
7	ANDY McDONALD	ST. LOUIS	Jan 20	Jan 30	3	4	7
7	RICK NASH	COLUMBUS	Jan 30	Feb 14	4	3	7

--- CURRENT SCORING STREAKS ---						
-- ASSISTS AWARDED IN 5 OR MORE CONSECUTIVE GAMES --						
GM	PLAYER	TEAM	FROM	TO	A	
5	TOM GILBERT	EDMONTON	Apr 03	Apr 11	9	
5	WOJTEK WOLSKI	COL-PHX	Mar 31	Apr 10	5	

-- POINTS GAINED IN 5 OR MORE CONSECUTIVE GAMES --						
GM	PLAYER	TEAM	FROM	TO	G	A PTS
5	TOM GILBERT	EDMONTON	Apr 03	Apr 11	1	9 10
5	DANIEL SEDIN	VANCOUVER	Apr 02	Apr 10	5	4 9
5	ALEXANDER SEMIN	WASHINGTON	Apr 03	Apr 11	3	5 8
5	ZACH PARISE	NEW JERSEY	Apr 03	Apr 11	3	5 8
5	WOJTEK WOLSKI	COL-PHX	Mar 31	Apr 10	1	5 6
5	PATRICK KANE	CHICAGO	Apr 04	Apr 11	2	4 6
5	DENNIS WIDEMAN	BOSTON	Apr 03	Apr 11	2	3 5

THREE OR MORE GOAL GAMES						
PLAYER	TEAM	LGM	DATE	FINAL SCORE	G	
DANIEL ALFREDSSON	OTTAWA	723	Jan 18	OTT 5 BOS	1	3
RENE BOURQUE	CALGARY	581	Dec 28	CGY 4 EDM	1	3
DANIEL BRIERE	PHILADELPHIA	907	Feb 13	PHI 6 MTL	2	3
DUSTIN BROWN	LOS ANGELES	1156	Apr 01	VAN 3 L.A	8	3
ALEX BURROWS	VANCOUVER	637	Jan 05	CBJ 3 VAN	7	3
ALEX BURROWS	VANCOUVER	652	Jan 07	PHX 0 VAN	4	3
MICHAEL CAMMALLERI	MONTREAL	130	Oct 24	NYR 4 MTL	5	3
MICHAEL CAMMALLERI	MONTREAL	410	Dec 04	BOS 1 MTL	5	3
ERIK COLE	CAROLINA	413	Dec 05	VAN 3 CAR	5	3
BLAKE COMEAU	NY ISLANDERS	925	Mar 02	CHI 3 NYI	5	3
SIDNEY CROSBY	PITTSBURGH	159	Oct 28	MTL 1 PIT	6	3
SIDNEY CROSBY	PITTSBURGH	373	Nov 28	NYR 3 PIT	8	3
SIDNEY CROSBY	PITTSBURGH	829	Feb 11	BUF 4 PIT	9	3
RADEK DVORAK	FLORIDA	625	Jan 03	PIT 2 FLA	6	3
MARTIN ERAT	NASHVILLE	440	Dec 08	VAN 2 NSH	4	3
LOUI ERIKSSON	DALLAS	606	Dec 31	ANA 3 DAL	5	3
MARIAN GABORIK	NY RANGERS	822	Jan 31	NYR 3 COL	1	3
SIMON GAGNE	PHILADELPHIA	592	Dec 30	PHI 6 NYR	0	3
CURTIS GLENCROSS	CALGARY	838	Feb 03	CAR 1 CGY	4	3
*MICHAEL GRABNER	VANCOUVER	1163	Apr 02	VAN 5 ANA	4	3
NIKLAS HAGMAN	TORONTO	151	Oct 26	TOR 6 ANA	3	3
DANY HEATLEY	SAN JOSE	46	Oct 08	CBJ 3 S.J	6	3
DANY HEATLEY	SAN JOSE	312	Nov 20	PHI 3 S.J	6	3
NATHAN HORTON	FLORIDA	482	Dec 14	FLA 7 NYI	1	3
JAROME IGINLA	CALGARY	313	Nov 21	CGY 5 L.A	2	3
JAROME IGINLA	CALGARY	967	Mar 07	CGY 5 MIN	2	3
CHUCK KOBASEW	MINNESOTA	358	Nov 27	COL 3 MIN	5	3
ANZE KOPITAR	LOS ANGELES	126	Oct 22	DAL 4 L.A	5	3
ALEX KOVALEV	OTTAWA	467	Dec 12	CAR 2 OTT	4	3
ALEX KOVALEV	OTTAWA	624	Jan 03	PHI 4 OTT	7	4
ANDREW LADD	CHICAGO	971	Mar 07	DET 5 CHI	4	3
BROOKS LAICH	WASHINGTON	886	Feb 10	WSH 5 MTL	6	3
JAMIE LANGENBRUNNE	NEW JERSEY	620	Jan 02	N.J 5 MIN	3	3
GUILLAUME LATENDRE	MINNESOTA	717	Jan 16	MIN 4 PHX	6	3
EVGENI MALKIN	PITTSBURGH	548	Dec 23	OTT 2 PIT	8	3
EVGENI MALKIN	PITTSBURGH	738	Jan 19	NYI 4 PIT	6	3
RYAN MALONE	TAMPA BAY	55	Oct 10	CAR 2 T.B	4	3
PATRICK MARLEAU	SAN JOSE	365	Nov 27	S.J 5 EDM	4	3
MILAN MICHALEK	OTTAWA	83	Oct 15	T.B 1 OTT	7	3
MATT MOULSON	NY ISLANDERS	401	Dec 03	NYI 4 ATL	1	3
STEVE OTT	DALLAS	1146	Mar 31	S.J 1 DAL	5	3
ALEXANDER OVECHKIN	WASHINGTON	870	Feb 07	PIT 4 WSH	5	3
DAVID PERRON	ST. LOUIS	245	Nov 10	VAN 1 STL	6	3
JASON POMINVILLE	BUFFALO	1047	Mar 18	BUF 6 T.B	2	3
MASON RAYMOND	VANCOUVER	575	Dec 27	VAN 5 CGY	1	3
STEVEN REINPRECHT	FLORIDA	177	Oct 30	FLA 6 DAL	5	3
MIKE RICHARDS	PHILADELPHIA	27	Oct 06	WSH 5 PHI	6	3
DEREK ROY	BUFFALO	1112	Mar 27	T.B 1 BUF	7	3
MICHAEL RUPP	PITTSBURGH	383	Nov 30	PIT 2 NYR	2	3
TUOMO RUUTU	CAROLINA	496	Dec 16	DAL 3 CAR	5	3
MIKAEL SAMUELSSON	VANCOUVER	982	Mar 09	VAN 6 COL	4	3
MARC SAVARD	BOSTON	416	Dec 05	TOR 2 BOS	7	3
DANIEL SEDIN	VANCOUVER	456	Dec 10	ATL 2 VAN	4	3
DANIEL SEDIN	VANCOUVER	1221	Apr 10	CGY 3 VAN	7	3
HENRIK SEDIN	VANCOUVER	279	Nov 14	VAN 8 COL	2	3

ALEXANDER SEMIN	WASHINGTON	891	Feb 11	WSH	5	OTT	6	3
JASON SPEZZA	OTTAWA	1058	Mar 20	OTT	4	DAL	5	3
ERIC STAAL	CAROLINA	748	Jan 21	CAR	5	ATL	2	3
ERIC STAAL	CAROLINA	1199	Apr 08	MTL	2	CAR	5	3
CHRIS STEWART	COLORADO	962	Mar 06	STL	3	COL	7	3
STEVE SULLIVAN	NASHVILLE	484	Dec 14	NSH	3	CBJ	3	3
JEFF TAMBELLINI	NY ISLANDERS	185	Oct 31	BUF	0	NYI	5	3
R.J. UMBERGER	COLUMBUS	386	Nov 30	STL	2	CBJ	5	3
SCOTTIE UPSHALL	PHOENIX	752	Jan 21	NSH	2	PHX	4	3
THOMAS VANEK	BUFFALO	1215	Apr 10	BUF	5	OTT	2	4
STEPHEN WEISS	FLORIDA	396	Dec 02	COL	5	FLA	6	3
HENRIK ZETTERBERG	DETROIT	273	Nov 14	ANA	4	DET	7	3

--- INDIVIDUAL ROOKIE SCORING LEADERS ---										
PLAYER	TEAM	GP	G	A	PTS	PIM	PP	SH	GW	S PCTG
MATT DUCHENE	COLORADO	81	24	31	55	1	16	10	1	2
JOHN TAVARES	NY ISLANDERS	82	24	30	54	15	22	11	0	2
TYLER MYERS	BUFFALO	82	11	37	48	13	32	3	0	1
NICLAS BERGFORS	N.J.-ATL	81	21	23	44	10	10	9	0	6
JAMIE BENN	DALLAS	82	22	19	41	1	45	2	0	3
T.J. GALIARDI	COLORADO	70	15	24	39	6	28	2	1	3
MICHAEL DEL ZOTTO	NY RANGERS	80	9	28	37	20	32	4	0	1
JAMES VAN RIEMSDYK	PHILADELPHIA	78	15	20	35	1	30	4	0	6
PETER REGIN	OTTAWA	75	13	16	29	10	20	1	0	1
ARTEM ANISIMOV	NY RANGERS	82	12	16	28	2	32	1	0	2
TYLER BOZAK	TORONTO	37	8	19	27	5	6	2	0	1
EVANDER KANE	ATLANTA	66	14	12	26	2	62	0	1	3
TIM KENNEDY	BUFFALO	78	10	16	26	3	50	1	0	3
RYAN O'REILLY	COLORADO	81	8	26	2	18	2	0	3	2
ERIK KARLSSON	OTTAWA	60	5	21	26	5	24	1	0	0
ROB SCHREMP	NY ISLANDERS	44	7	18	25	4	8	5	0	0
SCOTT PARSE	LOS ANGELES	59	11	13	24	13	22	0	0	1
CODY FRANSON	NASHVILLE	61	6	15	21	15	16	1	0	3
JASON DEMERS	SAN JOSE	51	4	17	21	5	21	3	0	1
RYAN WILSON	COLORADO	61	3	18	21	13	36	0	0	0
VICTOR HEDMAN	TAMPA BAY	74	4	16	20	3	79	0	0	0

--- INDIVIDUAL ROOKIE LEADERS ---										
-- GOAL SCORING --					-- ASSISTS --					
NAME	TEAM	GP	G	A	NAME	TEAM	GP	A		
MATT DUCHENE	COLORADO	81	24		TYLER MYERS	BUFFALO	82	37		
JOHN TAVARES	NY ISLANDERS	82	24		MATT DUCHENE	COLORADO	81	31		
JAMIE BENN	DALLAS	82	22		JOHN TAVARES	NY ISLANDERS	82	30		
NICLAS BERGFORS	N.J.-ATL	81	21		MICHAEL DEL ZOTTO	NY RANGERS	80	28		
T.J. GALIARDI	COLORADO	70	15		T.J. GALIARDI	COLORADO	70	24		
JAMES VAN RIEMSDYK	PHILADELPHIA	78	15		NICLAS BERGFORS	N.J.-ATL	81	23		
EVANDER KANE	ATLANTA	66	14		ERIK KARLSSON	OTTAWA	60	21		
PETER REGIN	OTTAWA	75	13		JAMES VAN RIEMSDYK	PHILADELPHIA	78	20		
ARTEM ANISIMOV	NY RANGERS	82	12		TYLER BOZAK	TORONTO	37	19		
BRANDON YIP	COLORADO	32	11		JAMIE BENN	DALLAS	82	19		
SCOTT PARSE	LOS ANGELES	59	11		ROB SCHREMP	NY ISLANDERS	44	18		
MATT BELESKEY	ANAHEIM	60	11		RYAN WILSON	COLORADO	61	18		
TYLER MYERS	BUFFALO	82	11		RYAN O'REILLY	COLORADO	81	18		
TIM KENNEDY	BUFFALO	78	10		JASON DEMERS	SAN JOSE	51	17		

-- POWER PLAY					-- SHORT HAND				
NAME	TEAM	GP	PP		NAME	TEAM	GP	SH	
JOHN TAVARES	NY ISLANDERS	82	11		RYAN O'REILLY	COLORADO	81	2	
MATT DUCHENE	COLORADO	81	10		ZACK SMITH	OTTAWA	15	1	
NICLAS BERGFORS	N.J.-ATL	81	9		CHRISTIAN HANSON	TORONTO	31	1	
ROB SCHREMP	NY ISLANDERS	44	5		TROY BODIE	ANAHEIM	44	1	
BRANDON YIP	COLORADO	32	4		EVANDER KANE	ATLANTA	66	1	
JAMES VAN RIEMSDYK	PHILADELPHIA	78	4		T.J. GALIARDI	COLORADO	70	1	
MICHAEL DEL ZOTTO	NY RANGERS	80	4		MATT DUCHENE	COLORADO	81	1	
JASON DEMERS	SAN JOSE	51	3						
TYLER MYERS	BUFFALO	82	3						

-- POWER PLAY ASSISTS --					-- SHORT HAND ASSISTS --				
NAME	TEAM	GP	PPA		NAME	TEAM	GP	SHA	
MICHAEL DEL ZOTTO	NY RANGERS	80	18		T.J. GALIARDI	COLORADO	70	3	
JOHN TAVARES	NY ISLANDERS	82	14		DEREK JOSLIN	SAN JOSE	24	2	
TYLER MYERS	BUFFALO	82	13		ALEXANDER SULZER	NASHVILLE	20	1	
MATT DUCHENE	COLORADO	81	11		CARL GUNNARSSON	TORONTO	43	1	
ERIK KARLSSON	OTTAWA	60	9		TOM WANDELL	DALLAS	50	1	
DMITRY KULIKOV	FLORIDA	68	9		JOHNNY BOYCHUK	BOSTON	51	1	
JASON DEMERS	SAN JOSE	51	8		TYLER MYERS	BUFFALO	82	1	

-- POWER PLAY POINTS --					-- SHORT HAND POINTS --				
NAME	TEAM	GP	PPP		NAME	TEAM	GP	SHP	
JOHN TAVARES	NY ISLANDERS	82	25		T.J. GALIARDI	COLORADO	70	4	
MICHAEL DEL ZOTTO	NY RANGERS	80	22		DEREK JOSLIN	SAN JOSE	24	2	
MATT DUCHENE	COLORADO	81	21		RYAN O'REILLY	COLORADO	81	2	
TYLER MYERS	BUFFALO	82	16		ZACK SMITH	OTTAWA	15	1	
NICLAS BERGFORS	N.J.-ATL	81	15		ALEXANDER SULZER	NASHVILLE	20	1	
JASON DEMERS	SAN JOSE	51	11		CHRISTIAN HANSON	TORONTO	31	1	
ROB SCHREMP	NY ISLANDERS	44	10		CARL GUNNARSSON	TORONTO	43	1	
ERIK KARLSSON	OTTAWA	60	10		TROY BODIE	ANAHEIM	44	1	
DMITRY KULIKOV	FLORIDA	68	10		TOM WANDELL	DALLAS	50	1	
JAMES VAN RIEMSDYK	PHILADELPHIA	78	7		JOHNNY BOYCHUK	BOSTON	51	1	
JAMIE BENN	DALLAS	82	7		EVANDER KANE	ATLANTA	66	1	
CODY FRANSON	NASHVILLE	61	6		MATT DUCHENE	COLORADO	81	1	
					TYLER MYERS	BUFFALO	82	1	

-- GAME WINNING GOALS --			
NAME	TEAM	GP	GW
JAMES VAN RIEMSDYK	PHILADELPHIA	78	6
NICLAS BERGFORS	N.J.-ATL	81	6
COLIN WILSON	NASHVILLE	35	3
TOM WANDELL	DALLAS	50	3
MATT BELESKEY	ANAHEIM	60	3
CODY FRANSON	NASHVILLE	61	3
EVANDER KANE	ATLANTA	66	3
T.J. GALIARDI	COLORADO	70	3
TIM KENNEDY	BUFFALO	78	3
JAMIE BENN	DALLAS	82	3

-- SHOTS			
NAME	TEAM	GP	S
NICLAS BERGFORS	N.J.-ATL	81	217
JOHN TAVARES	NY ISLANDERS	82	186
JAMIE BENN	DALLAS	82	182
MATT DUCHENE	COLORADO	81	180
JAMES VAN RIEMSDYK	PHILADELPHIA	78	173

-- SHOOTING PERCENTAGE (MIN			
NAME	TEAM	GP	S
MATT DUCHENE	COLORADO	81	24
JOHN TAVARES	NY ISLANDERS	82	24
T.J. GALIARDI	COLORADO	70	15
JAMIE BENN	DALLAS	82	22
EVANDER KANE	ATLANTA	66	14

-- PLUS/MINUS --		
NAME	TEAM	GP

CODY FRANSON	NASHVILLE	61	15
SCOTT PARSE	LOS ANGELES	59	13
RYAN WILSON	COLORADO	61	13
TYLER MYERS	BUFFALO	82	13
JOHN CARLSON	WASHINGTON	22	11
JOHNNY BOYCHUK	BOSTON	51	10
PETER REGIN	OTTAWA	75	10

--- CONSECUTIVE POINTS GAINED IN ---		ROOKIE SCORING STREAKS ---		5 OR MORE CONSECUTIVE GAMES ---					
GM	ROOKIE	TEAM	FROM	TO	G	A	PTS		
7	RYAN O'REILLY	COLORADO	Oct 12	Oct 24	2	7	9		
6	PETER REGIN	OTTAWA	Mar 22	Apr 01	4	3	7		
5	JOHN TAVARES	NY ISLANDERS	Nov 07	Nov 16	4	4	8		
5	TYLER MYERS	BUFFALO	Mar 16	Mar 24	1	5	6		

--- RECORD OF GOALTENDERS ---

ALL GOALS AGAINST A TEAM IN ANY GAME ARE CHARGED TO THE GOALTENDER OF THAT GAME FOR PURPOSES OF AWARDDING THE BILL JENNINGS TROPHY

WON-LOST-OT RECORD IS BASED UPON WHICH GOALTENDER WAS PLAYING WHEN THE WINNING GOAL WAS SCORED

OVERALL RANKING IS BASED ON GOALS AGAINST AVERAGE, (MINIMUM OF 1260 MINUTES PLAYED)

EMPTY-NET GOALS ARE NOT COUNTED IN PERSONAL AVERAGES BUT ARE INCLUDED IN THE TEAM TOTAL

(GPI) GAMES PLAYED IN		(MINS) MINUTES PLAYED		(AVG) 60 MINUTE AVERAGE												
(ENG) EMPTY-NET GOALS AGAINST		(SO) SHUTOUTS		(GA) GOALS AGAINST												
(SA) SHOTS AGAINST		(SV %) SAVE PERCENTAGE		(RNK) OVERALL RANKING												
RNK	SW#	GOALTENDER	GPI	MINS	AVG	W	L	OT	EN	SO	GA	SA	SV %	G	A	PIM
4	35	YANN DANIS	12	467	2.06	3	2	1	1	0	16	207	.923	0	0	0
	30	MARTIN BRODEUR	77	4499	2.24	45	25	6	1	9	168	2004	.916	0	3	6
	N.J	GOALTENDING TOTALS	82	4990	2.24	48	27	7	2	9	186	2213	.916			
1	40	*TUUKKA RASK	45	2562	1.97	22	12	5	1	5	84	1221	.931	0	3	2
19	30	TIM THOMAS	43	2442	2.56	17	18	8	2	5	104	1221	.915	0	0	8
	BOS	GOALTENDING TOTALS	82	5033	2.28	39	30	13	3	10	191	2445	.922			
7	30	JASON LABARBERA	17	928	2.13	8	5	1	1	0	33	459	.928	0	0	0
	PHX	ILYA BRYZGALOV	69	4084	2.29	42	20	6	6	8	156	1961	.920	0	1	4
	PHX	GOALTENDING TOTALS	82	5033	2.34	50	25	7	7	8	196	2427	.919			
3	30	RYAN MILLER	69	4047	2.22	41	18	8	7	5	150	2098	.929	0	0	4
	40	PATRICK LALIME	16	854	2.81	4	8	2	0	0	40	432	.907	0	0	2
	1	*JHONAS ENROTH	1	58	4.14	0	1	0	0	0	4	37	.892	0	0	0
	BUF	GOALTENDING TOTALS	82	4992	2.42	45	27	10	7	5	201	2573	.922			
5	31	ANTTI NIEMI	39	2190	2.25	26	7	4	2	7	82	936	.912	0	1	0
13	39	CRISTOBAL HUET	48	2731	2.50	26	14	4	1	4	114	1083	.895	0	0	4
	50	*COREY CRAWFORD	1	59	3.05	0	1	0	1	0	3	35	.914	0	0	0
	CHI	GOALTENDING TOTALS	82	5013	2.43	52	22	8	4	11	203	2058	.901			
50	35	VESA TOSKALA	6	212	2.26	2	0	0	0	0	8	97	.918	0	0	0
8	34	MIKKKA KIPRUSOFF	73	4235	2.31	35	28	10	4	4	163	2035	.920	0	0	4
	31	CURTIS MCELHINNEY	10	502	3.23	3	4	0	1	0	27	235	.885	0	0	0
	CGY	GOALTENDING TOTALS	82	4980	2.45	40	32	10	5	4	203	2372	.914			
6	35	*JIMMY HOWARD	63	3740	2.26	37	15	10	3	3	141	1849	.924	0	2	2
2	30	CHRIS OSGOOD	23	1252	3.02	7	9	4	0	1	63	561	.888	0	1	0
	DET	GOALTENDING TOTALS	82	5015	2.48	44	24	14	3	4	207	2413	.914			
11	20	EVGENI NABOKOV	71	4194	2.43	44	16	10	2	3	170	2168	.922	0	0	6
	1	*THOMAS GREISS	16	782	2.69	7	4	1	2	0	35	399	.912	0	0	2
	S.J	GOALTENDING TOTALS	82	4998	2.51	51	20	11	4	3	209	2571	.919			
45	31	*JONATHAN BERNIER	3	185	1.30	3	0	0	0	1	4	94	.957	0	1	0
16	31	ERIK ERSBERG	11	551	2.40	4	3	2	0	0	22	234	.906	0	0	0
	32	JONATHAN QUICK	72	4258	2.54	39	24	7	5	4	180	1927	.907	0	1	2
	L.A	GOALTENDING TOTALS	82	5020	2.52	46	27	9	5	5	211	2260	.907			
29	30	*CHAD JOHNSON	5	281	2.35	1	2	1	1	0	11	135	.919	0	1	0
9	30	HENRIK LUNDQVIST	73	4204	2.38	35	27	10	9	4	167	2109	.921	0	1	0
41	31	ALEX AULD	3	119	2.52	0	1	0	0	0	5	52	.904	0	0	0
	31	MATT ZABA	1	34	3.53	0	0	0	0	0	2	16	.875	0	0	0
	40	STEPHEN VALIQUETT	6	305	3.74	2	3	0	0	1	19	128	.852	0	0	0
	NYR	GOALTENDING TOTALS	82	4977	2.58	38	33	11	10	5	214	2450	.913			
10	41	JAROSLAV HALAK	45	2630	2.40	26	13	5	3	5	105	1386	.924	0	0	0
33	31	CAREY PRICE	41	2358	2.77	13	20	5	1	0	109	1244	.912	0	1	8
	MTL	GOALTENDING TOTALS	82	5016	2.61	39	33	10	4	5	218	2634	.917			
12	29	TY CONKLIN	26	1451	2.48	10	10	2	2	4	60	764	.921	0	1	4
14	50	CHRIS MASON	61	3512	2.53	10	22	8	8	2	148	1699	.913	0	0	0
	STL	GOALTENDING TOTALS	82	5002	2.61	40	32	10	10	6	218	2473	.912			
30	ANDREW RAYCROFT	21	967	2.42	9	5	1	3	1	39	438	.911	0	0	4	
20	1	ROBERTO LUONGO	68	3899	2.57	40	22	4	4	4	167	1915	.913	0	0	0
	35	*CORY SCHNEIDER	2	79	3.80	0	1	0	0	0	5	59	.915	0	0	0
	VAN	GOALTENDING TOTALS	82	4973	2.63	49	28	5	7	5	218	2419	.910			
15	35	PEKKA RINNE	58	3246	2.53	32	16	5	5	7	137	1541	.911	0	0	2
28	39	DAN ELLIS	31	1715	2.69	15	13	1	2	1	77	848	.909	0	1	4
	NSH	GOALTENDING TOTALS	82	4991	2.66	47	29	6	7	8	221	2396	.908			
37	49	MICHAEL LEIGHTON	27	1449	2.48	16	5	2	0	1	60	735	.918	0	1	0
25	29	RAY EMERY	29	1684	2.64	16	11	1	3	3	74	783	.905	0	1	2
32	33	BRIAN BOUCHER	33	1742	2.76	9	18	3	2	1	80	796	.899	0	1	2
	30	JOHN BACKLUND	1	40	3.00	0	1	0	0	0	2	24	.917	0	0	0
	35	*JEREMY DUCHESNE	1	17	3.53	0	0	0	0	0	1	4	.750	0	0	0
	PHI	GOALTENDING TOTALS	82	4969	2.68	41	35	6	5	5	222	2346	.905			
18	40	*SEMYON VARLAMOV	26	1527	2.55	15	4	6	0	2	65	718	.909	0	1	0
	30	*MICHAEL NEUVIRTH	17	872	2.75	9	4	0	0	0	40	464	.914	0	0	0
34	60	JOSE THEODORE	47	2586	2.81	30	7	1	1	1	121	1352	.911	0	2	0
	WSH	GOALTENDING TOTALS	82	5009	2.72	54	15	13	1	3	227	2535	.910			
31	PETER BUDAJ	15	728	2.64	5	5	2	4	1	32	386	.917	0	1	0	
24	41	CRAIG ANDERSON	71	4235	2.64	38	25	7	6	7	186	2233	.917	0	3	16
	COL	GOALTENDING TOTALS	82	4995	2.74	43	30	9	10	8	228	2629	.913			
17	29	TOMAS VOKOUN	63	3695	2.55	23	28	11	9	7	157	2081	.925	0	2	0
	30	SCOTT CLEMMENSEN	23	1215	2.91	9	8	2	3	1	59	668	.912	0	0	0
	34	*ALEXANDER SALAK	2	67	5.37	0	1	0	0	0	6	40	.850	0	0	0
	FLA	GOALTENDING TOTALS	82	5008	2.80	32	37	13	12	8	234	2800	.916			
31	MIKE BRODEUR	3	180	1.00	3	0	0	0	1	3	87	.966	0	0	0	
21	30	BRIAN ELLIOTT	55	3038	2.57	29	18	4	6	5	130	1424	.909	0	1	0
46	33	PASCAL LECLAIRE	34	1745	3.20	12	14	2	1	0	93	822	.887	0	0	2
	OTT	GOALTENDING TOTALS	82	4986	2.80	44	32	6	7	6	233	2340	.900			
40	*ALEXANDER PECHURS	1	36	1.67	0	0	0	0	0	1	13	.923	0	0	0	
26	29	MARC-ANDRE FLEURY	67	3798	2.65	37	21	6	4	1	168	1772	.905	0	1	10
	1	BRENT JOHNSON	23	1108	2.76	10	6	1	6	0	51	541	.906	0	1	0
	36	*JOHN CURRY	1	24	12.50	0	1	0	0	0	5	14	.643	0	0	0
	PIT	GOALTENDING TOTALS	82	4998	2.82	47	28	7	10	1	235	2350	.900			

29	35	*ANTON KHUOBIN	2	69	.87	2	0	0	0	0	1	48	.979	0	0	0
	32	NIKLAS BACKSTROM	60	3489	2.72	26	23	8	6	2	158	1632	.903	0	1	4
	31	WADE DUBIELEWICZ	3	101	2.97	1	1	0	0	0	5	34	.853	0	0	0
	37	JOSH HARDING	25	1300	3.05	9	12	0	3	1	66	692	.905	0	1	4
MIN GOALTENDING TOTALS			82	4995	2.87	38	36	8	9	3	239	2415	.901			
31	1	JONAS HILLER	59	3338	2.73	30	23	4	6	2	152	1860	.918	0	2	0
	31	CURTIS MCELHINNEY	10	521	2.76	5	1	2	0	0	24	288	.917	0	0	0
	35	JEAN-SEBASTIEN GI	20	1108	3.14	4	8	5	3	1	58	580	.900	0	0	
ANA GOALTENDING TOTALS			82	4996	2.92	39	32	11	9	3	243	2737	.911			
30	35	MARTY TURCO	53	3088	2.72	22	20	11	8	4	140	1605	.913	0	4	10
	32	KARI LEHTONEN	12	663	2.81	6	4	0	0	0	31	350	.911	0	1	0
	31	ALEX AULD	21	1181	3.00	9	6	3	1	0	59	558	.894	0	2	2
	33	MATT CLIMIE	1	60	5.00	0	1	0	0	0	5	38	.868	0	0	0
DAL GOALTENDING TOTALS			82	5018	2.92	37	31	14	9	4	244	2559	.905			
35	32	MATHIEU GARON	35	1771	2.81	12	9	6	1	2	83	858	.903	0	0	2
	1	STEVE MASON	58	3201	3.06	20	26	9	2	5	163	1653	.901	0	2	2
	CBJ	GOALTENDING TOTALS	82	4997	2.99	32	35	15	3	7	249	2514	.901			
23	1	JOHAN HEDBERG	47	2632	2.62	21	16	6	4	3	115	1355	.915	0	1	6
	49	ONDREJ PAVELEC	42	2317	3.29	14	18	7	4	2	127	1353	.906	0	1	0
	ATL	GOALTENDING TOTALS	82	4988	3.01	35	34	13	8	5	250	2716	.908			
27	30	CAM WARD	47	2651	2.69	18	23	5	11	0	119	1409	.916	0	3	0
	36	MANNY LEGACE	28	1472	2.81	10	7	5	3	1	69	745	.907	0	1	0
	60	*JUSTIN PETERS	9	488	2.83	6	3	0	1	0	23	241	.905	0	0	0
	49	MICHAEL LEIGHTON	7	350	4.29	1	4	0	0	0	25	164	.848	0	0	0
CAR GOALTENDING TOTALS			82	4992	3.02	35	37	10	15	1	251	2574	.902			
39	30	ANTERO NIITYMAKI	49	2657	2.87	21	18	5	3	1	127	1388	.909	0	1	0
	41	MIKE SMITH	42	2273	3.09	13	18	7	3	2	117	1165	.900	0	0	14
	40	*DUSTIN TOKARSKI	2	44	4.09	0	0	0	0	0	3	16	.813	0	0	0
	T.B	GOALTENDING TOTALS	82	5002	3.03	34	36	12	6	3	253	2575	.902			
39	39	RICK DIPIETRO	8	462	2.60	2	5	0	2	1	20	201	.900	0	1	2
	42	DWAYNE ROLOSON	50	2897	3.00	23	18	7	2	1	145	1555	.907	0	0	14
	43	MARTIN BIRON	29	1634	3.27	9	14	4	0	1	89	859	.896	0	1	2
	NYI	GOALTENDING TOTALS	82	5015	3.09	34	37	11	4	3	258	2619	.901			
38	35	JEAN-SEBASTIEN GI	15	915	2.49	6	7	2	2	2	38	451	.916	0	0	0
	50	*JONAS GUSTAVSSON	42	2340	2.87	16	15	9	5	1	112	1146	.902	0	2	2
	30	JOEY MACDONALD	6	319	3.20	1	4	0	1	0	17	157	.892	0	0	0
	35	VESA TOSKALA	26	1393	3.66	7	12	3	3	1	85	676	.874	0	0	4
TOR GOALTENDING TOTALS			82	5003	3.15	30	38	14	11	5	263	2440	.892			
JOEY MACDONALD and JONAS GUSTAVSSON shared a shutout vs MTL on Dec 1, 2009																
47	35	NIKOLAI KHABIBULI	18	1089	3.03	7	9	2	2	0	55	602	.909	0	0	4
	38	*JEFF DESLAURIERS	48	2798	3.26	16	28	4	4	3	152	1529	.901	0	3	8
	40	*DEVAN DUBNYK	19	1075	3.57	4	10	2	1	0	64	579	.889	0	0	0
	EDM	GOALTENDING TOTALS	82	4997	3.34	27	47	8	7	3	278	2716	.898			

--- GOALTENDING LEADERS ---
(MIN. 25 GPI)

GOALTENDER		-- GOALS AGAINST AVERAGE --		TEAM		GPI	MINS	GA	AVG
*TUUKKA RASK	BOSTON	45	2562	84	1.97				
RYAN MILLER	BUFFALO	69	4047	150	2.22				
MARTIN BRODEUR	NEW JERSEY	77	4499	168	2.24				
ANTTI NIEMI	CHICAGO	39	2190	82	2.25				
*JIMMY HOWARD	DETROIT	63	3740	141	2.26				

-- WINS --									
GOALTENDER	TEAM	GPI	MINS	W	L	OT			
MARTIN BRODEUR	NEW JERSEY	77	4499	45	25	6			
EVGENI NABOKOV	SAN JOSE	71	4194	44	16	10			
ILYA BRYZGALOV	PHOENIX	69	4084	42	20	6			
RYAN MILLER	BUFFALO	69	4047	41	18	8			
ROBERTO LUONGO	VANCOUVER	68	3899	40	22	4			

-- SAVE		PERCENTAGE --															
GOALTENDER		TEAM		GPI	MINS	GA	SA	SPCTG	W	L	OT						
-----		-----															
*TUUKKA RASK	BOSTON	45	2562	84	1221	.931			22	12	5						
RYAN MILLER	BUFFALO	69	4047	150	2098	.929			41	18	8						
TOMAS VOKOUN	FLORIDA	63	3695	157	2081	.925			23	28	11						
*JIMMY HOWARD	DETROIT	63	3740	141	1849	.924			37	15	10						
JAROSLAV HALAK	MONTREAL	45	2630	105	1386	.924			26	13	5						

-- SHUTOUTS --									
GOALTENDER	TEAM	GPI	MINS	SO	W	L	OT	TOT	PTS
MARTIN BRODEUR	NEW JERSEY	77	4499	9	45	25	6	76	12
ILYA BRYZGALOV	PHOENIX	69	4084	8	42	20	6	78	12
ANTTI NIEMI	CHICAGO	39	2190	7	26	7	4	37	6
PEKKA RINNE	NASHVILLE	58	3246	7	32	16	5	50	9
TOMAS VOKOUN	FLORIDA	63	3695	7	23	28	11	69	12
CRAIG ANDERSON	COLORADO	71	4235	7	38	25	7	78	12

--- TEAMS' POWER PLAY RECORD ---
(ADV) TOTAL ADVANTAGES (PPGF) POWER-PLAY GOALS FOR
(PCTG) ARRIVED BY DIVIDING NUMBER OF POWER-PLAY GOALS
BY TOTAL ADVANTAGES

HOME					ROAD					OVER ALL				
TEAM	GP	ADV	PPGF	PCTG	TEAM	GP	ADV	PPGF	PCTG	TEAM	GP	ADV	PPGF	PCTG
1 ANA	41	161	42	26.1	MTL	41	113	32	28.3	WSH	82	313	79	25.2
2 WSH	41	160	41	25.6	WSH	41	153	38	24.8	MTL	82	261	57	21.8
3 VAN	41	158	38	24.1	S.J	41	151	34	22.5	PHI	82	317	68	21.5
4 NYR	41	166	38	22.9	CHI	41	136	30	22.1	S.J	82	309	65	21.0
5 DET	41	173	38	22.0	L.A	41	156	34	21.8	ANA	82	300	63	21.0
6 PHI	41	179	39	21.8	PHI	41	138	29	21.0	VAN	82	325	68	20.9
7 MIN	41	156	34	21.8	CBJ	41	144	29	20.1	L.A	82	307	64	20.8
8 BUF	41	160	34	21.3	T.B	41	164	32	19.5	T.B	82	326	63	19.3
9 PIT	41	162	34	21.0	COL	41	145	28	19.3	DET	82	307	59	19.2
10 EDM	41	145	29	20.0	N.J	41	131	24	18.3	MIN	82	309	59	19.1
11 CAR	41	166	33	19.9	VAN	41	167	30	18.0	N.J	82	273	51	18.7
12 L.A	41	151	30	19.9	DAL	41	168	30	17.9	DAL	82	328	61	18.6
13 S.J	41	158	31	19.6	NYI	41	151	26	17.2	NYR	82	301	55	18.3
14 BOS	41	155	30	19.4	STL	41	143	24	16.8	CBJ	82	308	56	18.2
15 DAL	41	160	31	19.4	MIN	41	153	25	16.3	COL	82	310	56	18.1
16 T.B	41	162	31	19.1	OTT	41	142	23	16.2	CHI	82	294	52	17.7
17 N.J	41	142	27	19.0	CGY	41	136	22	16.2	BUF	82	313	55	17.6
18 NSH	41	141	26	18.4	PHX	41	145	23	15.9	EDM	82	301	52	17.3
19 ATL	41	175	32	18.3	DET	41	134	21	15.7	PIT	82	326	56	17.2
20 OTT	41	148	26	17.6	ANA	41	139	21	15.1	CAR	82	332	56	16.9
21 FLA	41	160	28	17.5	EDM	41	156	23	14.7	STL	82	307	52	16.9
22 STL	41	164	28	17.1	NSH	41	145	21	14.5	OTT	82	290	49	16.9
23 COL	41	165	28	17.0	CAR	41	166	23	13.9	BOS	82	265	44	16.6
24 MTL	41	148	25	16.9	TOR	41	158	22	13.9	NSH	82	286	47	16.4
25 CBJ	41	164	27	16.5	BUF	41	153	21	13.7	ATL	82	316	51	16.1
26 CGY	41	132	21	15.9	ATL	41	141	19	13.5	CGY	82	268	43	16.0
27 NYI	41	155	23	14.8	PIT	41	164	22	13.4	NYI	82	306	49	16.0
28 TOR	41	157	22	14.0	BOS	41	110	14	12.7	PHX	82	314	46	14.6
29 CHI	41	158	22	13.9	NYR	41	135	17	12.6	FLA	82	309	44	14.2
30 PHX	41	169	23	13.6	FLA	41	149	16	10.7	TOR	82	315	44	14.0

1230 4750 911 19.2 1230 4386 753 17.2 1230 9136 1664 18.2

--- TEAMS' PENALTY KILLING RECORD ---
(TSH) TOTAL TIMES SHORT-HANDED (PPGA) POWER-PLAY GOALS AGAINST
(PCTG) ARRIVED BY DIVIDING -TIMES SHORT MINUS POWER-PLAY GOALS AGAINST-
BY TIMES SHORT

HOME					ROAD					OVER ALL				
TEAM	GP	TSH	PPGA	PCTG	TEAM	GP	TSH	PPGA	PCTG	TEAM	GP	TSH	PPGA	PCTG
1 BUF	41	128	13	89.8	STL	41	174	21	87.9	STL	82	342	45	86.8
2 CHI	41	132	14	89.4	PIT	41	170	25	85.3	BUF	82	284	38	86.6
3 BOS	41	144	16	88.9	NYR	41	165	25	84.8	BOS	82	272	37	86.4
4 VAN	41	150	21	86.0	S.J	41	176	27	84.7	CHI	82	265	39	85.3
5 DET	41	141	20	85.8	ATL	41	156	24	84.6	S.J	82	327	49	85.0
6 STL	41	168	24	85.7	BUF	41	156	25	84.0	PHX	82	317	49	84.5
7 PHX	41	161	23	85.7	OTT	41	165	27	83.6	NYR	82	318	50	84.3
8 S.J	41	151	22	85.4	BOS	41	128	21	83.6	OTT	82	318	50	84.3
9 OTT	41	153	23	85.0	MTL	41	163	27	83.4	PIT	82	327	52	84.1
10 MIN	41	159	22	84.2	PHX	41	156	26	83.3	DET	82	267	43	83.9
11 NYR	41	153	25	83.7	PHI	41	167	28	83.2	MTL	82	311	53	83.0
12 CBJ	41	153	25	83.7	CGY	41	160	28	82.5	PHI	82	335	57	83.0
13 N.J	41	116	19	83.6	N.J	41	123	22	82.1	N.J	82	239	41	82.8
14 WSH	41	149	25	83.2	L.A	41	160	29	81.9	MIN	82	306	53	82.7
15 COL	41	148	25	83.1	FLA	41	143	26	81.8	CGY	82	305	54	82.3
16 PIT	41	157	27	82.8	DET	41	126	23	81.7	ATL	82	320	57	82.2
17 T.B	41	169	29	82.8	CAR	41	178	33	81.5	CBJ	82	334	61	81.7
18 PHI	41	168	29	82.7	MIN	41	167	31	81.4	VAN	82	320	59	81.6
19 MTL	41	148	26	82.4	CHI	41	133	25	81.2	CAR	82	320	62	80.6
20 CGY	41	145	26	82.1	CBJ	41	181	36	80.1	L.A	82	304	60	80.3
21 ANA	41	162	29	82.1	EDM	41	160	33	79.4	COL	82	303	60	80.2
22 NSH	41	113	22	80.5	DAL	41	154	33	78.6	T.B	82	336	67	80.1
23 NYI	41	138	27	80.4	VAN	41	170	38	77.6	FLA	82	287	59	79.4
24 ATL	41	164	33	79.9	COL	41	155	35	77.4	ANA	82	324	67	79.3
25 CAR	41	142	29	79.6	T.B	41	167	38	77.2	WSH	82	316	67	78.8
26 L.A	41	144	31	78.5	ANA	41	162	38	76.5	EDM	82	305	67	78.0
27 TOR	41	127	29	77.2	WSH	41	167	42	74.9	DAL	82	288	65	77.4
28 FLA	41	144	33	77.1	NSH	41	145	37	74.5	NSH	82	258	59	77.1
29 EDM	41	145	34	76.6	NYI	41	162	44	72.8	NYI	82	300	71	76.3
30 DAL	41	134	32	76.1	TOR	41	161	44	72.7	TOR	82	288	73	74.7
1230 4386 753 82.8					1230 4750 911 80.8					1230 9136 1664 81.8				

HOME					ROAD					OVER ALL				
TEAM	GP	SHGF	TEAM	GP	SHGF	TEAM	GP	SHGF	TEAM	GP	SHGF	TEAM	GP	SHGF
1 DET	41	7	CHI	41	7	CHI	82	13	VAN	82	9	CHI	82	9
2 CHI	41	6	S.J	41	5	VAN	82	9	ATL	82	9	ATL	82	9
3 N.J	41	6	ATL	41	5	ATL	82	9	DAL	82	9	DAL	82	9
4 ANA	41	6	MTL	41	4	DAL	82	9	COL	82	8	COL	82	8
5 VAN	41	6	CGY	41	4	COL	82	8	S.J	82	8	S.J	82	8
6 PIT	41	5	DAL	41	4	S.J	82	8	CGY	82	8	CGY	82	8
7 DAL	41	5	COL	41	4	DET	82	8	ANA	82	8	ANA	82	8
8 BOS	41	4	BUF	41	4	ANA	82	8	CAR	82	7	CAR	82	7
9 COL	41	4	EDM	41	4	PHI	82	7	PIT	82	7	PIT	82	7
10 CGY	41	4	VAN	41	3	FLA	82	7	FLA	82	7	FLA	82	7
11 CAR	41	4	PHI	41	3	STL	82	7	STL	82	7	STL	82	7
12 NYI	41	4	FLA	41	3	N.J	82	7	N.J	82	7	N.J	82	7
13 NYR	41	4	STL	41	3	NYI	82	7	NYI	82	7	NYI	82	7
14 ATL	41	4	CAR	41	3	BOS	82	6	BOS	82	6	BOS	82	6
15 FLA	41	4	TOR	41	3	PHI	82	6	PHI	82	6	PHI	82	6
16 STL	41	4	CBJ	41	3	OTT	82	6	OTT	82	6	OTT	82	6
17 OTT	41	4	NYI	41	2	CBJ	82	6	CBJ	82	6	CBJ	82	6
18 WSH	41	3	PIT	41	2	EDM	82	6	EDM	82	6	EDM	82	6
19 CBJ	41	3	OTT	41	2	NYR	82	5	NYR	82	5	NYR	82	5
20 L.A	41	3	NSH	41	2	WSH	82	4	WSH	82	4	WSH	82	4
21 PHI	41	3	ANA	41	2	TOR	82	4	TOR	82	4	TOR	82	4
22 MIN	41	3	BOS	41	1	MTL	82	4	MTL	82	4	MTL	82	4
23 NSH	41	3	WSH	41	1	BUF	82	4	BUF	82	4	BUF	82	4
24 S.J	41	3	NYR	41	1	MIN	82	4	MIN	82	4	MIN	82	4
25 EDM	41	2	MIN	41	1	L.A	82	4	L.A	82	4	L.A	82	4
26 T.B	41	2	DET	41	1	PHX	82	3	PHX	82	3	PHX	82	3
27 PHX	41	2	PHX	41	1	T.B	82	2	T.B	82	2	T.B	82	2
28 TOR	41	1	N.J	41	0									
29 BUF	41	0	L.A	41	0									
30 MTL	41	0	T.B	41	0									
1230 109					1230 82					1230 191				

HOME					ROAD					OVER ALL				
TEAM	GP	SHGA	TEAM	GP	SHGA	TEAM	GP	SHGA	TEAM	GP	SHGA	TEAM	GP	SHGA
1 CAR	41	0	CGY	41	0	DET	82	1	CGY	82	2	DET	82	2
2 DET	41	0	NYR	41	1	BUF	82	3	BUF	82	3	BUF	82	3
3 PIT	41	1	DET	41	1	NYI	82	3	BOS	82	4	BOS	82	4
4 CHI	41	1	BUF	41	1	BOS	82	4	CHI	82	4	CHI	82	4
5 NYI	41	1	BOS	41	1	OTT	82	4	OTT	82	4	OTT	82	4
6 COL	41	2	MTL	41	2	ATL	82	4	N.J	82	5	N.J	82	5
7 CGY	41	2	OTT	41	2	EDM	82	5	EDM	82	5	EDM	82	5
8 BUF	41	2	T.B	41	2	VAN	82	6	VAN	82	6	VAN	82	6
9 N.J	41	2	NSH	41	2	STL	82	6	STL	82	6	STL	82	6
10 ATL	41	2	NYI	41	2	T.B	82	6	T.B	82	6	T.B	82	6
11 FLA	41	2	ATL	41	2	NSH	82	6	NSH	82	6	NSH	82	6
12 DAL	41	2	EDM	41	2	L.A	82	6	L.A	82	6	L.A	82	6
13 STL	41	2	S.J	41	3	PHX	82	7	PHX	82	7	PHX	82	7
14 PHI	41	2	VAN	41	3	NYR	82	7	NYR	82	7	NYR	82	7
15 OTT	41	2	TOR	41	3	WSH	82	7	WSH	82	7	WSH	82	7
16 BOS	41	3	CHI	41	3	EDM	82	8	EDM	82	8	EDM	82	8
17 WSH	41	3	N.J	41	3	MTL	82	8	MTL	82	8	MTL	82	8
18 CBJ	41	3	L.A	41	4	CAR	82	8	CAR	82	8	CAR	82	8
19 EDM	41	3	STL	41	4	PHI	82	8	PHI	82	8	PHI	82	8
20 L.A	41	3	PHX	41	4	PIT	82	8	PIT	82	8	PIT	82	8
21 VAN	41	3	WSH	41	5	FLA	82	8	FLA	82	8	FLA	82	8
22 PHX	41	3	ANA	41	5	DAL	82	9	DAL	82	9	DAL	82	9
23 TOR	41	4	PHI	41	6	COL	82	9	COL	82	9	COL	82	9
24 ANA	41	4	FLA	41	6	S.J	82	9	S.J	82	9	S.J	82	9
25 MIN	41	4	CBJ	41	6	CBJ	82	9	CBJ	82	9	CBJ	82	9
26 T.B	41	4	DAL	41	6	ANA	82	9	ANA	82	9	ANA	82	9
27 NSH	41	4	PIT	41	7	MIN	82	13	MIN	82	13	MIN	82	13
28 NYR	41	6	COL	41	7									
29 S.J	41	6	CAR	41	8									
30 MTL	41	6	MIN	41	9									
1230 82					1230 109					1230 191				

TEAM STREAKS					MINIMUM 3 GAMES				
GM	TEAM	CONSECUTIVE WINS -	FROM	TO	GM	TEAM	CONSECUTIVE WINS -	FROM	TO
14	WASHINGTON		JAN. 13	FEB. 7	11	OTTAWA		JAN. 14	FEB. 4
9	LOS ANGELES		JAN. 21	FEB. 6	8	NEW JERSEY		OCT. 29	NOV. 14
9	PHOENIX		MAR. 4	MAR. 21	8	CHICAGO		NOV. 9	NOV. 25
7	NY RANGERS		OCT. 3	OCT. 17	7	SAN JOSE		DEC. 17	JAN. 2
7	PITTSBURGH		OCT. 8	OCT. 23	7	NASHVILLE		NOV. 12	NOV. 25
7	VANCOUVER		JAN. 16	JAN. 30	7	CAROLINA		FEB. 5	MAR. 4
7	DETROIT		MAR. 20	APR. 1					

6	WASHINGTON	OCT.	15	OCT.	29
6	SAN JOSE	OCT.	24	NOV.	4
6	WASHINGTON	NOV.	25	DEC.	7
6	BUFFALO	DEC.	27	JAN.	8
6	COLORADO	JAN.	9	JAN.	24
6	PHOENIX	JAN.	26	FEB.	5
6	MONTREAL	MAR.	6	MAR.	16
6	NASHVILLE	MAR.	12	MAR.	21
6	OTTAWA	MAR.	22	APR.	1
6	CHICAGO	MAR.	31	APR.	9
5	PHILADELPHIA	OCT.	31	NOV.	12
5	MINNESOTA	NOV.	27	DEC.	5
5	PHOENIX	NOV.	27	DEC.	7
5	EDMONTON	DEC.	3	DEC.	11
5	PITTSBURGH	DEC.	10	DEC.	19
5	NEW JERSEY	DEC.	12	DEC.	21
5	CALGARY	DEC.	28	JAN.	5
5	CHICAGO	DEC.	31	JAN.	7
5	ANAHEIM	JAN.	5	JAN.	13
5	SAN JOSE	JAN.	16	JAN.	23
5	PHILADELPHIA	FEB.	8	MAR.	2
5	ST. LOUIS	FEB.	9	MAR.	4
5	WASHINGTON	APR.	1	APR.	9
4	CALGARY	OCT.	1	OCT.	8
4	LOS ANGELES	OCT.	6	OCT.	12
4	BUFFALO	OCT.	8	OCT.	16
4	CHICAGO	OCT.	10	OCT.	15
4	COLORADO	OCT.	12	OCT.	17
4	PHOENIX	OCT.	12	OCT.	22
4	LOS ANGELES	OCT.	19	OCT.	25
4	MONTREAL	OCT.	20	OCT.	26
4	BUFFALO	OCT.	21	OCT.	30
4	COLORADO	OCT.	23	OCT.	28
4	NY ISLANDERS	OCT.	28	NOV.	2
4	CALGARY	NOV.	4	NOV.	10
4	WASHINGTON	NOV.	6	NOV.	13
4	ATLANTA	NOV.	8	NOV.	15
4	OTTAWA	NOV.	17	NOV.	23
4	BOSTON	NOV.	19	NOV.	25
4	ATLANTA	NOV.	25	NOV.	30
4	CALGARY	NOV.	25	NOV.	30
4	BUFFALO	NOV.	27	DEC.	3
4	NEW JERSEY	DEC.	4	DEC.	9
4	LOS ANGELES	DEC.	7	DEC.	12
4	BUFFALO	DEC.	9	DEC.	14
4	DETROIT	DEC.	11	DEC.	17
4	CHICAGO	DEC.	13	DEC.	20
4	NASHVILLE	DEC.	14	DEC.	19
4	NY RANGERS	DEC.	17	DEC.	23
4	MONTREAL	DEC.	19	DEC.	26
4	PHILADELPHIA	DEC.	23	DEC.	30
4	VANCOUVER	DEC.	31	JAN.	7
4	MINNESOTA	JAN.	6	JAN.	13
4	PHILADELPHIA	JAN.	6	JAN.	12
4	NY ISLANDERS	JAN.	9	JAN.	18
4	ST. LOUIS	JAN.	9	JAN.	16
4	CAROLINA	JAN.	24	JAN.	30
4	TAMPA BAY	FEB.	2	FEB.	9
4	CHICAGO	FEB.	6	FEB.	14
4	COLORADO	FEB.	6	FEB.	12
4	BOSTON	FEB.	7	FEB.	13
4	PITTSBURGH	MAR.	2	MAR.	7
4	CALGARY	MAR.	5	MAR.	11
4	ANAHEIM	MAR.	14	MAR.	21
4	ATLANTA	MAR.	16	MAR.	21
4	BUFFALO	MAR.	18	MAR.	24
4	SAN JOSE	MAR.	23	MAR.	28
3	PHILADELPHIA	OCT.	2	OCT.	6
3	OTTAWA	OCT.	6	OCT.	10
3	NEW JERSEY	OCT.	8	OCT.	12
3	COLUMBUS	OCT.	10	OCT.	17
3	CALGARY	OCT.	16	OCT.	24
3	EDMONTON	OCT.	16	OCT.	22
3	NEW JERSEY	OCT.	17	OCT.	24
3	VANCOUVER	OCT.	21	OCT.	25
3	NASHVILLE	OCT.	28	OCT.	31
3	PHOENIX	OCT.	28	OCT.	31
3	FLORIDA	OCT.	30	NOV.	4
3	DETROIT	OCT.	31	NOV.	5
3	VANCOUVER	NOV.	1	NOV.	5
3	BUFFALO	NOV.	11	NOV.	14
3	DETROIT	NOV.	11	NOV.	14
3	COLUMBUS	NOV.	13	NOV.	19
3	FLORIDA	NOV.	18	NOV.	21
3	PITTSBURGH	NOV.	21	NOV.	25
3	ANAHEIM	NOV.	23	NOV.	27
3	NEW JERSEY	NOV.	25	NOV.	28
3	SAN JOSE	NOV.	27	DEC.	1
3	LOS ANGELES	NOV.	28	DEC.	3
3	PITTSBURGH	NOV.	28	DEC.	3
3	MONTREAL	DEC.	4	DEC.	8
3	VANCOUVER	DEC.	10	DEC.	14
3	FLORIDA	DEC.	14	DEC.	18
3	WASHINGTON	DEC.	19	DEC.	26
3	ST. LOUIS	DEC.	20	DEC.	23
3	BOSTON	DEC.	21	DEC.	27
3	PHOENIX	DEC.	21	DEC.	26
3	VANCOUVER	DEC.	22	DEC.	27
3	CHICAGO	DEC.	23	DEC.	27
3	MINNESOTA	DEC.	23	DEC.	28
3	NASHVILLE	DEC.	29	JAN.	2
3	LOS ANGELES	DEC.	31	JAN.	4
3	WASHINGTON	JAN.	5	JAN.	9
3	COLUMBUS	JAN.	7	JAN.	10
3	CAROLINA	JAN.	8	JAN.	12
3	NASHVILLE	JAN.	11	JAN.	15
3	CHICAGO	JAN.	14	JAN.	17
3	FLORIDA	JAN.	14	JAN.	18
3	PHILADELPHIA	JAN.	19	JAN.	23
3	TAMPA BAY	JAN.	21	JAN.	27
3	MINNESOTA	JAN.	23	JAN.	28
3	ANAHEIM	JAN.	29	FEB.	3
3	MONTREAL	FEB.	2	FEB.	6
3	COLUMBUS	FEB.	4	FEB.	10
3	SAN JOSE	FEB.	4	FEB.	8
3	NY RANGERS	FEB.	12	MAR.	2
3	NASHVILLE	FEB.	14	MAR.	4
3	FLORIDA	MAR.	3	MAR.	9
3	WASHINGTON	MAR.	3	MAR.	6
3	SAN JOSE	MAR.	4	MAR.	11
3	BUFFALO	MAR.	5	MAR.	10
3	TORONTO	MAR.	9	MAR.	13
3	COLORADO	MAR.	11	MAR.	16
3	DETROIT	MAR.	11	MAR.	15
3	MINNESOTA	MAR.	12	MAR.	16
3	NY ISLANDERS	MAR.	13	MAR.	16
3	TORONTO	MAR.	16	MAR.	20
3	EDMONTON	MAR.	19	MAR.	23
3	ST. LOUIS	MAR.	25	MAR.	30
3	ANAHEIM	MAR.	26	MAR.	31
3	BUFFALO	MAR.	27	MAR.	31
3	CALGARY	MAR.	28	APR.	2

3	NY RANGERS	MAR.	30	APR.	3
3	NY ISLANDERS	APR.	1	APR.	6
3	PHOENIX	APR.	3	APR.	8
3	EDMONTON	APR.	5	APR.	10
3	SAN JOSE	APR.	6	APR.	10
3	DETROIT	APR.	7	APR.	11
3	BOSTON	APR.	8	APR.	11
3	TAMPA BAY	APR.	8	APR.	11

#

CONSECUTIVE HOME WINS - MINIMUM 3 GAMES

GM	TEAM	FROM	TO
13	WASHINGTON	JAN.	5 MAR.
11	ANAHEIM	DEC.	8 FEB.
10	PHOENIX	NOV.	21 DEC.
8	CHICAGO	OCT.	24 DEC.
8	CAROLINA	JAN.	24 MAR.
7	NASHVILLE	OCT.	29 NOV.
7	VANCOUVER	JAN.	16 MAR.
7	OTTAWA	JAN.	19 FEB.
7	PHOENIX	MAR.	4 APR.
7	DETROIT	MAR.	11 APR.
6	COLORADO	OCT.	1 NOV.
6	NEW JERSEY	NOV.	4 NOV.
6	NEW JERSEY	DEC.	12 JAN.
6	NY ISLANDERS	DEC.	29 JAN.
6	PHILADELPHIA	JAN.	6 JAN.
6	ST. LOUIS	MAR.	25 APR.
5	VANCOUVER	OCT.	7 OCT.
5	MONTREAL	OCT.	20 OCT.
5	PITTSBURGH	NOV.	14 DEC.
5	OTTAWA	NOV.	17 NOV.
5	WASHINGTON	NOV.	25 DEC.
5	CHICAGO	DEC.	9 DEC.
5	SAN JOSE	DEC.	17 JAN.
5	DALLAS	JAN.	8 JAN.
5	FLORIDA	JAN.	16 JAN.
5	PHILADELPHIA	JAN.	30 MAR.
5	COLORADO	FEB.	2 FEB.
5	NEW JERSEY	FEB.	12 MAR.
5	TORONTO	MAR.	9 MAR.
5	ANAHEIM	MAR.	14 MAR.
5	SAN JOSE	MAR.	25 APR.
4	NY RANGERS	OCT.	3 OCT.
4	LOS ANGELES	OCT.	6 OCT.
4	EDMONTON	OCT.	10 OCT.
4	NY ISLANDERS	OCT.	28 NOV.
4	SAN JOSE	OCT.	28 NOV.
4	PHILADELPHIA	OCT.	31 NOV.
4	DETROIT	NOV.	3 NOV.
4	MINNESOTA	NOV.	27 DEC.
4	BOSTON	NOV.	28 DEC.
4	TORONTO	DEC.	7 DEC.
4	VANCOUVER	DEC.	22 JAN.
4	CHICAGO	DEC.	27 JAN.
4	BUFFALO	DEC.	29 JAN.
4	MINNESOTA	JAN.	6 JAN.
4	COLORADO	JAN.	16 JAN.
4	SAN JOSE	JAN.	16 JAN.
4	LOS ANGELES	JAN.	21 FEB.
4	PHOENIX	JAN.	21 FEB.
4	MINNESOTA	JAN.	23 FEB.
4	CHICAGO	FEB.	9 MAR.
3	COLUMBUS	OCT.	3 OCT.
3	MINNESOTA	OCT.	6 OCT.
3	BUFFALO	OCT.	8 OCT.
3	DETROIT	OCT.	8 OCT.
3	CHICAGO	OCT.	10 OCT.
3	TAMPA BAY	OCT.	10 OCT.
3	PHOENIX	OCT.	15 OCT.
3	WASHINGTON	OCT.	15 OCT.
3	CALGARY	OCT.	16 OCT.
3	PITTSBURGH	OCT.	17 OCT.
3	VANCOUVER	NOV.	1 NOV.
3	ANAHEIM	NOV.	5 NOV.
3	WASHINGTON	NOV.	7 NOV.
3	ATLANTA	NOV.	8 NOV.
3	CAROLINA	NOV.	15 NOV.
3	ANAHEIM	NOV.	23 NOV.
3	NEW JERSEY	DEC.	4 DEC.
3	CAROLINA	DEC.	5 DEC.
3	LOS ANGELES	DEC.	7 DEC.
3	BUFFALO	DEC.	9 DEC.
3	VANCOUVER	DEC.	10 DEC.
3	DETROIT	DEC.	11 DEC.
3	OTTAWA	DEC.	12 DEC.
3	BOSTON	DEC.	23 JAN.
3	DALLAS	DEC.	23 DEC.
3	DETROIT	DEC.	26 JAN.
3	CALGARY	DEC.	30 JAN.
3	ST. LOUIS	JAN.	12 JAN.
3	TAMPA BAY	JAN.	21 JAN.
3	MONTREAL	JAN.	23 FEB.
3	PITTSBURGH	JAN.	31 FEB.
3	COLUMBUS	FEB.	4 FEB.
3	TAMPA BAY	FEB.	4 FEB.
3	ATLANTA	FEB.	6 MAR.
3	ST. LOUIS	FEB.	9 FEB.
3	PITTSBURGH	MAR.	2 MAR.
3	SAN JOSE	MAR.	4 MAR.
3	MONTREAL	MAR.	9 MAR.
3	NY ISLANDERS	MAR.	13 MAR.
3	MINNESOTA	MAR.	14 MAR.
3	COLUMBUS	MAR.	15 MAR.
3	ATLANTA	MAR.	16 MAR.
3	NASHVILLE	MAR.	16 MAR.
3	CALGARY	MAR.	19 MAR.
3	EDMONTON	MAR.	19 MAR.
3	OTTAWA	MAR.	23 APR.
3	NY RANGERS	MAR.	24 APR.
3	VANCOUVER	MAR.	24 APR.
3	BUFFALO	MAR.	27 APR.
3	NY ISLANDERS	APR.	1 APR.
3	WASHINGTON	APR.	1 APR.

#

CONSECUTIVE ROAD WINS - MINIMUM 3 GAMES

GM	TEAM	FROM	TO
9	NEW JERSEY	OCT.	8 NOV.
9	SAN JOSE	DEC.	21 FEB.
7	PITTSBURGH	OCT.	3 NOV.
7	LOS ANGELES	DEC.	31 JAN.
6	OTTAWA	JAN.	14 FEB.
5	EDMONTON	DEC.	3 DEC.
5	NASHVILLE	DEC.	29 JAN.
5	WASHINGTON	JAN.	13 FEB.
5	BOSTON	FEB.	7 MAR.
5	NASHVILLE	MAR.	12 APR.
5	PHOENIX	MAR.	13 MAR.
4	BUFFALO	OCT.	10 OCT.
4	COLORADO	OCT.	12 OCT.
4	SAN JOSE	OCT.	24 NOV.

4	ATLANTA	NOV. 12	DEC. 5
4	FLORIDA	NOV. 12	NOV. 21
4	BOSTON	NOV. 19	NOV. 25
4	CHICAGO	NOV. 19	NOV. 25
4	TORONTO	NOV. 25	DEC. 3
4	BUFFALO	NOV. 27	DEC. 14
4	NEW JERSEY	NOV. 27	DEC. 21
4	WASHINGTON	NOV. 28	DEC. 7
4	PITTSBURGH	NOV. 30	DEC. 19
4	NASHVILLE	DEC. 4	DEC. 19
4	COLORADO	DEC. 5	DEC. 30
4	NY RANGERS	DEC. 17	DEC. 31
4	MONTREAL	DEC. 19	DEC. 26
4	PHILADELPHIA	DEC. 23	DEC. 30
4	PHOENIX	JAN. 26	FEB. 5
4	BOSTON	MAR. 16	APR. 3
4	BUFFALO	MAR. 18	MAR. 29
4	CHICAGO	MAR. 31	APR. 9
3	NY RANGERS	OCT. 5	OCT. 17
3	OTTAWA	OCT. 6	OCT. 28
3	WASHINGTON	OCT. 22	OCT. 29
3	COLUMBUS	NOV. 1	NOV. 19
3	CALGARY	NOV. 4	NOV. 10
3	LOS ANGELES	NOV. 14	NOV. 25
3	VANCOUVER	NOV. 14	DEC. 3
3	SAN JOSE	NOV. 21	NOV. 29
3	CALGARY	NOV. 27	NOV. 30
3	ST. LOUIS	DEC. 3	DEC. 9
3	ST. LOUIS	DEC. 20	DEC. 23
3	BUFFALO	DEC. 27	JAN. 14
3	NEW JERSEY	JAN. 2	JAN. 12
3	CAROLINA	FEB. 5	MAR. 2
3	PHILADELPHIA	FEB. 10	MAR. 2
3	DETROIT	MAR. 1	MAR. 15
3	WASHINGTON	MAR. 3	MAR. 16
3	MONTREAL	MAR. 6	MAR. 16
3	ATLANTA	MAR. 21	MAR. 30
3	OTTAWA	MAR. 22	MAR. 30
3	ANAHEIM	MAR. 26	APR. 3
3	LOS ANGELES	MAR. 30	APR. 11
3	NY RANGERS	MAR. 30	APR. 3

--- CURRENT TEAM STREAKS ---			
CONSECUTIVE WINS -		MINIMUM 3	GAMES
GM	TEAM	FROM	TO
3	SAN JOSE	APR. 6	APR. 10
3	DETROIT	APR. 7	APR. 11
3	BOSTON	APR. 8	APR. 11
3	TAMPA BAY	APR. 8	APR. 11

CONSECUTIVE HOME WINS - MINIMUM 3 GAMES			
GM	TEAM	FROM	TO
7	PHOENIX	MAR. 4	APR. 7
6	ST. LOUIS	MAR. 25	APR. 9
5	SAN JOSE	MAR. 25	APR. 10
3	NY RANGERS	MAR. 24	APR. 9
3	BUFFALO	MAR. 27	APR. 6

CONSECUTIVE ROAD WINS - MINIMUM 3 GAMES			
GM	TEAM	FROM	TO
4	CHICAGO	MAR. 31	APR. 9
3	LOS ANGELES	MAR. 30	APR. 11

TEAM PENALTY INFORMATION
 (GP) GAMES PLAYED (PEN) TOTAL PENALTY MINUTES INCLUDING BENCH MINUTES
 (BMT) TOTAL BENCH MINOR MINUTES (AVG) AVERAGE PENALTY MINUTES/GAME
 ARRIVED BY DIVIDING TOTAL PENALTY MINUTES BY GAMES PLAYED

-- MINUTES --				
TEAM	GP	PEN	BMT	AVG
NSH	82	710	12	8.7
DET	82	723	16	8.8
N.J	82	859	16	10.5
BUF	82	918	16	11.2
CHI	82	924	16	11.3
MIN	82	924	10	11.3
PHX	82	925	20	11.3
MTL	82	936	16	11.4
WSH	82	940	20	11.5
BOS	82	953	24	11.6
NYI	82	950	22	11.6
DAL	82	963	8	11.7
CAR	82	966	22	11.8
FLA	82	977	16	11.9
L.A	82	979	16	11.9
COL	82	1027	26	12.5
ATL	82	1053	8	12.8
CBJ	82	1086	16	13.2
TOR	82	1091	20	13.3
EDM	82	1133	18	13.8
CGY	82	1143	14	13.9
OTT	82	1141	26	13.9
NYR	82	1159	22	14.1
S.J	82	1155	18	14.1
PIT	82	1195	12	14.6
VAN	82	1269	8	15.5
ANA	82	1321	4	16.1
STL	82	1318	22	16.1
PHI	82	1362	12	16.6
T.B	82	1377	20	16.8
TOT	1230	31477	496	25.6

ANAHEIM DUCKS

--- PLAYERS BY TEAM ---														
POS	NO.	PLAYER	GP	AVG	G	A	PTS	PIM	PP	SH	GW	S	PCTG	
R	10	COREY PERRY	82	21:03	27	49	76	0	111	6	1	270	10.0	
C	15	RYAN GETZLAF	66	21:40	19	50	69	4	79	8	0	149	12.8	
R	9	BOBBY RYAN	81	18:29	35	29	64	9	81	11	0	258	13.6	
C	11	SAKU KOIVU	71	18:34	19	33	52	14	36	5	1	124	15.3	
R	8	TEEMU SELANNE	54	17:19	27	21	48	3	16	14	0	173	15.6	
D	27	SCOTT NIEDERMAYER	80	26:30	10	38	48	9	38	5	0	168	6.0	
D	17	LUBOMIR VISNOVSKY	73	21:54	15	30	45	10	20	5	0	131	11.5	
L	33	JASON BLAKE	82	15:54	16	25	41	10	36	6	0	239	6.7	
D	34	JAMES WISNIEWSKI	69	24:20	3	27	30	5	56	2	0	146	2.1	
C	22	TODD MARCHANT	78	15:48	9	13	22	16	32	0	3	83	10.8	
R	42	*DAN SEXTON	41	13:29	9	10	19	3	16	2	0	93	9.7	
L	39	*MATT BELESKEY	60	13:59	11	7	18	10	35	0	0	123	8.9	
D	7	STEVE EMINGER	63	19:28	4	12	16	1	30	0	0	45	8.9	
R	14	JOFFREY LUPUL	23	15:57	10	4	14	3	18	0	0	66	15.2	
D	4	AARON WARD	77	17:18	1	12	13	15	62	0	0	41	2.4	
C	28	KYLE CHAPCHURA	74	11:29	6	6	12	12	72	1	1	54	11.1	
C	20	RYAN CARTER	38	9:51	4	5	9	0	31	0	0	38	10.5	
D	21	SHELDON BROOKBANK	66	14:57	0	9	9	10	114	0	0	60	.0	
R	13	MIKE BROWN	75	8:21	6	1	7	1	106	0	1	82	7.3	
R	50	*TROY BODIE	44	11:14	5	2	7	8	80	0	1	58	8.6	
R	16	GEORGE PARROS	57	6:00	4	0	4	4	136	0	0	25	16.0	
D	53	BRETT FESTERLING	42	12:30	0	3	3	1	15	0	0	25	.0	

C	63	*NICK BONINO	9	14:13	1	1	2	0	6	1	0	0	14	7.1
L	32	KYLE CALDER	14	14:07	0	2	2	7-	8	0	0	0	20	.0
D	60	BRENDAN MIKKELSON	28	14:59	0	2	2	5-	14	0	0	0	21	.0
G	1	JONAS HILLER	59	56:34	0	2	2	0	0	0	0	0	0	.0
D	41	NATHAN OYSTRICK	3	10:34	0	0	0	1-	2	0	0	0	1	.0
D	30	JOEY MACDONALD	6	53:08	0	0	0	0	0	0	0	0	0	.0
D	5	LUCA SBISSA	8	12:37	0	0	0	1-	6	0	0	0	3	.0
C	67	*MACGREGOR SHARP	8	4:09	0	0	0	0	0	0	0	0	6	.0
G	31	CURTIS MCELHINNEY	20	51:11	0	0	0	0	0	0	0	0	0	.0
----- ATLANTA THRASHERS -----														
POS	NO.	PLAYER	GP	AVG TOI	G	A	PTS	PIM	PP	SH	GW	S	PCTG	
R	80	NIK ANTROPOV	76	18:13	24	43	67	13	44	8	0	4	126	19.0
R	61	MAXIM AFINOGENOV	82	17:23	24	37	61	17-	46	6	0	3	181	13.3
C	47	RICH PEVERLEY	82	18:39	22	33	55	14-	36	7	2	7	166	13.3
D	39	TOBIAS ENSTROM	82	22:16	6	44	50	5-	30	2	0	0	109	5.5
R	18	*NICLAS BERGFORS	81	15:25	21	23	44	10-	10	9	0	6	217	9.7
D	77	PAVEL KUBINA	76	22:37	6	32	38	0	66	2	0	1	159	3.8
L	41	CLARKE MACARTHUR	81	14:41	16	19	35	16-	49	4	1	3	129	12.4
C	10	BRYAN LITTLE	79	15:45	13	21	34	6-	20	3	0	1	165	7.9
R	20	COLBY ARMSTRONG	79	14:47	15	14	29	6	61	0	1	1	101	14.9
C	9	*EVANDER KANE	66	13:59	14	12	26	2	62	0	1	3	127	11.0
L	13	VYACHESLAV KOZLOV	55	15:15	8	18	26	15-	33	3	0	1	113	7.1
C	12	TODD WHITE	65	15:14	7	19	26	11-	24	2	0	3	92	7.6
D	6	RON HAINSEY	80	22:08	5	21	26	6-	39	0	0	0	121	4.1
D	4	ZACH BOGOSIAN	81	21:24	10	13	23	18-	61	3	1	0	155	6.5
C	23	JIM SLATER	61	12:12	11	7	18	1	60	1	0	2	107	10.3
R	17	MARTY REASONER	80	12:30	4	13	17	3-	24	0	0	0	86	4.7
R	76	EVGENY ARTYUKHIN	5	15:56	9	7	16	4-	72	0	0	0	42	21.4
R	27	CHRIS THORBURN	76	9:58	4	9	13	6	89	0	3	0	63	6.3
D	29	JOHNNY ODUYA	67	21:15	3	10	13	8	30	0	0	0	68	4.4
L	36	ERIC BOULTON	62	6:50	2	6	8	1-	113	1	0	0	39	5.1
D	16	CHRISTOPH SCHUBERT	47	15:46	2	5	7	6-	69	0	0	0	73	2.7
D	3	MARK POPOVIC	37	14:47	2	2	4	0	10	0	0	0	24	8.3
R	42	TIM STAPLETON	6	11:52	2	0	2	1	2	1	0	0	6	33.3
D	44	*ARTURS KULDA	4	11:59	0	2	2	2	2	0	0	0	5	.0
D	5	BORIS VALABIK	23	13:13	0	2	2	2	36	0	0	0	22	.0
G	31	ONDREJ PAVELEC	42	55:10	0	1	1	0	0	0	0	0	0	.0
D	1	JOHAN HEDBERG	47	55:59	0	1	1	0	6	0	0	0	0	.0
D	24	CHRIS CHELIOS	7	11:10	0	0	0	2-	0	0	0	0	5	.0
----- BOSTON BRUINS -----														
POS	NO.	PLAYER	GP	AVG TOI	G	A	PTS	PIM	PP	SH	GW	S	PCTG	
C	37	PATRICE BERGERON	73	18:54	19	33	52	6	28	0	1	4	184	10.3
C	46	DAVID KREJCI	79	18:14	17	35	52	8	26	6	0	3	156	10.9
D	33	ZDENO CHARA	80	25:22	7	37	44	19	87	4	0	1	242	2.9
R	28	MARK RECCHI	81	17:03	18	25	43	4	34	8	0	2	152	11.8
L	26	BLAKE WHEELER	82	15:47	18	20	38	4-	53	3	1	2	159	11.3
L	16	MARCO STURM	76	16:46	22	15	37	14	30	4	1	2	203	10.8
R	73	MICHAEL RYDER	82	15:17	18	15	33	3	35	7	0	1	191	9.4
C	91	MARC SAVARD	41	18:34	10	23	33	2	14	6	0	2	90	11.1
D	44	DENNIS SEIDENBERG	79	12:26	4	28	32	6	39	2	1	1	153	2.6
D	6	DENNIS WIDEMAN	76	23:33	6	24	30	14-	34	2	0	2	146	4.1
L	20	DANIEL PAILLE	76	13:43	10	10	20	3-	12	0	1	0	120	8.3
L	17	MILAN LUCIC	50	14:21	9	11	20	7-	44	0	0	2	72	12.5
D	55	*JOHNNY BOYCHUK	51	17:39	5	10	15	10	43	0	0	0	96	5.2
R	81	MIROSLAV SATAN	38	15:45	9	5	14	8	12	0	0	1	59	15.3
D	48	MATT HUNWICK	76	17:57	6	8	14	16-	32	1	1	1	60	10.0
L	27	STEVE BEGIN	77	12:49	5	9	14	7-	53	0	1	2	110	4.5
C	60	VLADIMIR SOBOTKA	61	11:05	4	6	10	7-	30	0	0	0	67	6.0
L	22	SHAWN THORNTON	74	9:02	1	9	10	9-	141	0	0	0	119	.8
D	21	ANDREW FERENC	51	19:42	0	8	8	7-	16	0	0	0	60	.0
D	45	MARK STUART	56	17:01	2	5	7	1	80	0	0	0	53	3.8
G	40	*TUUKA RASK	45	56:56	0	3	3	0	0	0	0	0	0	.0
D	54	*ADAM MCQUAID	19	10:44	1	0	1	5-	21	0	0	1	10	10.0
C	52	ZACH HAMILL	1	12:08	0	1	1	1	0	0	0	0	1	.0
C	42	TRENT WHITFIELD	16	11:02	0	1	1	2-	7	0	0	0	15	.0
C	63	*BRAD MARCHAND	20	11:57	0	1	1	3-	20	0	0	0	32	.0
L	92	GUILLAUME LEFEBVRE	1	11:01	0	0	0	0	0	0	0	0	0	.0
R	68	*MIKKO LEHTONEN	1	7:08	0	0	0	0	0	0	0	0	1	.0
D	44	ANDY WOZNIEWSKI	2	9:17	0	0	0	0	0	0	0	0	1	.0
D	62	*JEFFREY PENNER	2	14:01	0	0	0	0	0	0	0	0	1	.0
C	43	DREW LARMAN	4	8:05	0	0	0	0	0	0	0	0	5	.0
D	65	*ANDREW BODNARCHUK	5	7:19	0	0	0	2-	2	0	0	0	0	.0
G	30	TIM THOMAS	43	56:47	0	0	0	0	8	0	0	0	0	.0
----- BUFFALO SABRES -----														
POS	NO.	PLAYER	GP	AVG TOI	G	A	PTS	PIM	PP	SH	GW	S	PCTG	
C	9	DEREK ROY	80	19:22	26	43	69	9	48	10	1	6	215	12.1
C	19	TIM CONNOLLY	73	18:37	17	48	65	10	28	7	1	5	206	8.3
R	29	JASON POMINVILLE	82	18:44	24	38	62	13	22	8	0	2	252	9.5
L	26	THOMAS VANEK	71	16:45	28	37	48	13	42	10	0	6	182	15.4
D	57	*TYLER MYERS	82	23:44	11	37	48	13	32	3	0	1	104	10.6
C	55	JOCHEN HECHT	79	17:11	21	21	42	14	35	3	0	2	224	9.4
L	17	RAFFI TORRES	74	13:31	19	17	36	11-	34	7	0	3	120	15.8
R	21	DREW STAFFORD	71	14:28	14	20	34	4	35	5	0	1	181	7.7
L	13	*TIM KENNEDY	78	12:27	10	16	26	3-	50	1	0	3	98	10.2
D	4	STEVE MONTADOR	78	17:05	5	18	23	0	75	0	0	2	134	3.7
C	28	PAUL GAUSTAD	65	15:44	12	10	22	7-	82	3	0	1	111	10.8
R	25	MIKE GRIER	73	15:47	10	12	22	4-	14	0	0	2	123	8.1
D	34	CHRIS BUTLER	59	20:01	1	20	21	15-	22	0	0	0	61	1.6
D	5	TONI LYDMAN	67	18:51	4	16	20	10	30	0	0	1	77	5.2
D	10	HENRIK TALLINDER	82	20:36	4	16	20	13	32	0	0	0	53	7.5
R	36	PATRICK KALETA	55	10:09	10	5	15	2	89	0	2	4	64	15.6
D	52	CRAIG RIVET	78	18:13	1	14	15	6-	100	0	0	0	63	1.6
C	22	ADAM MAIR	69	9:14	6	8	14	2-	73	0	0	0	67	9.0
L	37	MATT ELLIS	72	9:03	3	10	13	1-	12	0	0	1	112	2.7
D	44	ANDREW SEKERA	49	17:26	4	7	11	1-	6	0	0	0	59	6.8
C	63	*TYLER ENNIS	10	15:20	3	6	9	1	6	0	0	0	23	13.0
C	42	*NATHAN GERBE	10	14:38	2	3	5	1	4	2	0	1	29	6.9
R	12	*MARK MANCARI	6	14:04	1	1	2	3	4	0	0	0	19	5.3
G	1	*JHONAS ENROTH	1	58:18	0	0	0	0	0	0	0	0	0	.0
G	40	PATRICK LALIME	16	53:21	0	0	0	0	2	0	0	0	0	.0
G	30	RYAN MILLER	69	58:39	0	0	0	0	4	0	0	0	0	.0
----- CALGARY FLAMES -----														
POS	NO.	PLAYER	GP	AVG TOI	G	A	PTS	PIM	PP	SH	GW	S	PCTG	
R	12	JAROME IGINLA	82	20:36	32	37	69	2-	58	10	0	5	257	12.5
L	17	RENE BOURQUE	73	18:19	27	31	58	7	88	6	4	5</		

R	10	BRIAN MCGRATTAN	34	3:26	1	3	4	3	86	0	0	0	19	5.3
D	8	STAFFAN KRONWALL	11	9:54	1	2	3	1-	2	0	0	1	6	16.7
R	38	JASON JAFFRAY	3	6:39	0	0	0	1-	0	0	0	0	4	.0
L	42	*BRETT SUTTER	10	9:39	0	0	0	1-	5	0	0	0	9	.0
G	35	VESA TOSKALA	32	50:09	0	0	0	0	4	0	0	0	0	.0
G	34	MIikka KIPRUSOFF	73	58:01	0	0	0	0	4	0	0	0	0	.0

CAROLINA HURRICANES

POS	NO.	PLAYER	GP	AVG	TOI	G	A	PTS	PIM	PP	SH	GW	S	PCTG
C	12	ERIC STAAL	70	20:42	29	41	70	4	68	13	0	5	277	10.5
L	36	JUSSI JOKINEN	81	16:48	30	35	65	3	36	10	0	6	160	18.8
L	13	RAY WHITNEY	80	19:08	21	37	58	6-	26	7	0	5	171	12.3
D	25	JONI PITKANEN	71	27:22	6	40	46	11-	72	1	0	1	161	3.7
C	16	BRANDON SUTTER	72	16:32	21	19	40	1-	2	5	0	3	168	12.5
C	15	TUOMO RUUTU	54	16:23	14	21	35	4-	50	5	0	1	122	11.5
L	14	SERGEI SAMSONOV	72	13:22	14	15	28	15-	32	2	0	2	104	13.5
C	19	CHAD LAROSE	56	16:42	11	17	28	4-	34	0	0	1	138	8.0
R	29	TOM KOSTOPOULOS	82	12:31	8	13	21	4	106	0	2	0	103	7.8
C	17	ROD BRIND'AMOUR	80	12:42	9	10	19	29-	36	2	0	2	95	9.5
D	6	TIM GLEASON	61	21:12	5	14	19	0	78	1	1	0	76	6.6
L	26	ERIK COLE	40	16:23	11	5	16	9-	29	2	0	1	81	13.6
D	5	BRIAN POTHIER	61	19:01	5	10	15	4	21	1	0	2	81	6.2
D	45	ALEXANDRE PICARD	54	18:23	4	11	15	0	26	1	0	1	71	5.6
R	39	PATRICK DWYER	58	12:30	7	5	12	3-	6	0	0	2	80	8.8
D	27	*BRETT CARSON	54	17:22	2	10	12	5	12	0	0	0	42	4.8
D	33	*BRYAN RODNEY	22	16:43	1	10	11	4-	8	0	0	0	24	4.2
D	28	*JAMIE MCBAIN	14	25:46	3	7	10	6	0	1	0	1	29	10.3
L	11	*ZACH BOYCHUK	31	10:45	3	6	9	1	2	0	0	0	37	8.1
C	19	JIRI TLUSTY	20	12:33	1	1	6	0	6	0	0	0	17	5.9
D	44	JAY HARRISON	38	14:43	1	5	6	8-	50	0	0	0	30	3.3
G	30	CAM WARD	47	56:24	0	3	3	0	0	0	0	0	0	.0
L	21	*DRAYSON BOWMAN	9	12:01	2	0	2	1-	4	1	0	0	17	11.8
R	67	*JEROME SAMSON	7	8:26	0	2	2	1-	10	0	0	0	17	.0
G	34	MANNY LEGACE	28	52:34	0	1	1	0	0	0	0	0	0	.0
L	32	*OSKAR OSALA	1	6:46	0	0	0	0	0	0	0	0	1	.0
D	53	*CASEY BORER	2	10:45	0	0	0	1-	0	0	0	0	0	.0
R	23	STEVEN GOERTZEN	6	7:44	0	0	0	0	5	0	0	0	1	.0
G	60	*JUSTIN PETERS	9	54:13	0	0	0	0	0	0	0	0	5	.0
R	38	TIM CONBOY	12	4:18	0	0	0	0	24	0	0	0	5	.0

CHICAGO BLACKHAWKS

POS	NO.	PLAYER	GP	AVG	TOI	G	A	PTS	PIM	PP	SH	GW	S	PCTG
R	88	PATRICK KANE	82	19:11	30	58	88	16	20	9	0	6	261	11.5
D	2	DUNCAN KEITH	82	26:35	14	55	69	21	51	3	1	1	213	6.6
C	19	JONATHAN TOEWS	76	20:00	25	43	68	22	47	9	1	3	202	12.4
R	10	PATRICK SHARP	82	18:07	25	41	66	24	28	4	2	4	266	9.4
R	81	MARIAN HOSSA	57	18:43	24	27	51	24	18	2	5	2	199	12.1
R	32	KRIS VERSTEEG	79	15:43	20	24	44	8	35	4	3	4	184	10.9
R	22	TROY BROUWER	78	16:22	22	18	40	9	66	7	1	7	116	19.0
L	16	ANDREW LADD	82	13:41	17	21	38	2	67	0	0	1	148	11.5
D	51	BRIAN CAMPBELL	68	23:12	7	31	38	18	18	3	0	2	131	5.3
R	33	DUSTIN BYFULIEN	82	16:25	17	17	34	7-	94	6	3	6	211	8.1
D	7	BRENT SEABROOK	78	23:13	4	26	30	20	59	0	0	2	129	3.1
C	11	JOHN MADDEN	79	15:24	10	13	23	2-	12	0	0	0	127	7.9
C	82	TOMAS KOPECKY	74	9:28	10	11	21	0	28	1	0	2	95	10.5
C	46	COLIN FRASER	70	9:35	7	12	19	6	44	0	0	0	92	7.6
D	8	KIM JOHNSSON	60	22:47	7	10	17	10	30	3	0	0	94	7.4
D	4	NIKLAS HJALMARSSON	77	19:39	2	15	17	9	20	0	0	1	62	3.2
L	55	BEN EAGER	60	8:19	7	9	16	9	120	0	0	2	68	10.3
C	36	DAVE BOLLAND	39	17:21	6	10	16	5	28	1	0	0	52	11.5
D	6	JORDAN HENDRY	43	11:51	2	6	8	5	10	0	0	1	42	4.8
D	24	NICK BOYNTON	49	16:38	1	7	8	5	71	1	0	0	50	2.0
D	5	BRENT SOPEL	73	14:51	1	7	8	3	34	0	0	0	48	2.1
R	29	*BRYAN BICKELL	15	9:35	3	1	4	4	5	0	0	0	20	15.0
R	37	ADAM BURISH	13	8:46	1	3	4	2	14	0	0	0	9	11.1
C	28	*JACOB DOWELL	3	6:56	1	1	2	1	5	0	0	0	4	25.0
R	20	JACK SKILLE	6	7:39	1	1	2	3-	0	0	0	0	9	11.1
G	31	ANTTI NIEMI	39	56:09	0	1	1	0	0	0	0	0	0	.0
G	50	*COREY CRAWFORD	1	59:13	0	0	0	0	0	0	0	0	0	.0
L	52	*RADEK SMOLENAK	1	4:41	0	0	0	0	5	0	0	0	1	.0
G	39	CRISTOBAL HUET	48	56:54	0	0	0	0	4	0	0	0	0	.0

COLORADO AVALANCHE

POS	NO.	PLAYER	GP	AVG	TOI	G	A	PTS	PIM	PP	SH	GW	S	PCTG
C	26	PAUL STASTNY	81	21:23	20	59	79	2	50	9	0	2	199	10.1
R	25	CHRIS STEWART	77	16:41	28	36	64	4	73	3	0	5	221	12.7
C	9	*MATT DUCHENE	81	17:43	24	31	55	1	16	10	1	2	180	13.3
R	23	MILAN HEJDUK	56	19:01	23	21	44	6	10	8	0	4	153	15.0
L	39	*T.J. GALLIARDI	70	18:10	15	24	39	6	28	2	1	3	120	12.5
R	88	PETER MUELLER	69	13:59	13	24	37	1-	16	4	0	2	124	10.5
D	4	JOHN-MICHAEL LILES	59	18:27	6	25	31	2-	30	3	0	2	96	6.3
D	27	KYLE QUINCEY	79	23:36	6	23	29	9	76	1	0	0	139	4.3
C	37	*RYAN O'REILLY	81	16:45	8	18	26	4	18	0	2	2	135	5.9
R	16	DARCY TUCKER	71	12:07	10	14	24	3-	47	3	0	1	73	13.7
D	44	*RYAN WILSON	61	16:16	3	18	21	13	36	0	0	0	46	6.5
D	10	KYLE COMISKEY	61	19:47	7	13	20	0	20	2	0	1	74	3.5
C	55	BRETT CLARE	62	19:08	7	17	20	6	20	0	0	1	75	0.0
R	59	*BRANDON YIP	32	14:41	11	8	19	5	22	4	0	2	65	16.9
L	55	CODY MCLEOD	74	12:55	7	11	18	13-	138	0	0	1	117	6.0
R	54	DAVID JONES	23	17:55	10	6	16	1	2	1	2	3	39	25.6
C	15	MATT HENDRICKS	56	9:15	9	7	16	1	74	0	1	1	63	14.3
D	22	SCOTT HANNAN	81	21:55	2	14	16	2	40	0	0	0	53	3.8
R	40	MAREK SVATOS	54	11:24	7	4	11	13-	35	3	0	1	84	8.3
D	52	ADAM FOOTE	67	19:21	0	9	9	8	64	0	0	0	26	.0
L	45	CHRIS DURNO	41	7:27	4	4	8	3	47	0	0	0	27	14.8
C	18	STEPHANE YELLE	70	9:27	4	4	8	6-	32	0	1	0	39	10.3
D	24	RUSLAN SALEI	14	18:46	1	5	6	1-	10	0	0	0	22	4.5
C	29	*RYAN STOA	12	11:04	2	1	3	3-	0	0	0	0	26	7.7
C	32	KEVIN PORTER	20	12:02	2	1	3	0	0	0	1	0	21	9.5
G	7	T.J. HENSICK	7	9:26	1	2	3	0	0	0	0	0	13	7.7
G	41	CRAIG ANDERSON	71	59:39	0	3	3	0	16	0	0	0	0	.0
C	43	*JUSTIN MERCIER	9	7:11	1	1	2	2	0	0	0	0	5	20.0
L	28	DAVID KOCI	43	3:03	1	0	1	2-	84	0	0	0	6	16.7
D	20	TOM PREISSING	4	13:04	0	1	1	6-	0	0	0	0	6	.0
C	11	*PHILIPPE DUPUIS	4	8:14	0	1	1	1	2	0	0	0	4	.0
G	31	PETER BUDAJ	15	48:30	0	1	1	0	0	0	0	0	0	.0
R	12	DARREN HAYDAR	1	5:22	0	0	0	0	0	0	0	0	2	.0
D	2	*WES O'NEILL	2	9:43	0	0	0	1	2	0	0	0	1	.0
D	6	*DEREK PELTIER	3	9:00	0	0	0	0	0	0	0	0	1	.0
R	18	BRIAN WILLISIE	4	11:05	0	0	0	1-	0	0	0	0	2	.0

COLUMBUS BLUE JACKETS

POS	NO.	PLAYER	GP	AVG	TOI	G	A	PTS	PIM	PP	SH	GW	S	PCTG
L	61	RICK NASH	76	20:56	33	34	67	2-	58	10	2	6	254	13.0
C	50	ANTOINE VERMETTE	82	20:08	27	38	65	2	32	6	2	1	156	17.3
L	20	KRISTIAN HUSELIUS	74	18:23	23	40	63	4-	36	8	1	5	162	14.2
C	18	R.J. UMBERGER	82	19:10	23	32	55	16-	40	8	1	4	221	10.4
R	93	JAKUB VORACEK	81	15:37	16	34	50	7-	26	4	0	1	154	10.4
C	16	DERICK BRASSARD	79	14:56	9	27	36	17-	48	4	0	0	125	7.2
D	6	ANVON STRALMAN	70	20:29	6	28	34	7-	37	4	0	0	129	5.0
D	5	FEDOR TYUTIN	80	18:35	7	16	23	7-	39	0	2	1	149	2.0
D	10	KRIS RUSSELL	70	18:35	7	15	22	3	32	0	0	1	108	6.5
R	11	CHRIS CLARK	74	11:52	7	13	20	12-	48	0	0	1	105	6.7
C	26	SAMUEL PAHLSSON	79	16:16	3	13	16	9-	32	0	0	0	93	3.2
R	15	DEREK DORSETT	51	10:53	4	10	14	6	105	0	0	0	57	7.0
D	8	JAN HEJDA	62	20:38	3	10	13	14-	36	1	0	0	63	4.8
D	22	MIKE COMMODORE	57	19:00	2	9	11	9-	62	0	0	1	54	3.7
D	36	MATHIEU ROY	31	18:19	0	10	10	2-	17	0	0	0	32	.0

D	97	ROSTISLAV KLESIA	26	20:06	2	6	8	7-	26	0	0	1	24	8.3
DD	3	MARC METHOT	60	19:31	2	6	8	8-	51	0	0	0	42	4.8
CC	17	ANDREW MURRAY	46	10:21	5	2	7	6-	6	0	0	0	73	6.8
RR	40	JARED BOLL	68	7:12	4	3	7	8-	149	0	0	0	56	7.1
DD	23	MILAN JURCINA	44	17:40	1	6	7	2-	24	0	0	1	49	2.0
RR	12	*NICHAL BUNDEN	42	8:22	4	4	3	0	59	0	0	0	40	2.0
CC	24	DEREK MACKENZIE	18	8:41	1	3	4	3	0	0	0	0	14	7.1
DD	44	*GRANT CLITSOME	11	14:44	1	2	3	0	6	0	0	0	7	14.3
LL	28	*NIKITA FILATOV	13	8:06	2	0	2	0	8	0	0	1	11	18.2
DD	4	NATHAN PAETSCH	21	10:24	1	1	2	3-	12	0	0	0	17	5.9
CC	46	*TOMAS KANA	6	8:40	0	2	2	2	2	0	0	0	4	.0
GG	1	STEVE MASON	58	55:11	0	2	2	0	2	0	0	0	0	.0
CC	42	*CHAD KOLARIK	2	6:29	0	0	0	0	1-	0	0	0	0	.0
LL	23	*TOM SESTITO	3	5:33	0	0	0	0	0	7	0	0	0	.0
CC	38	TREVOR FRISCHMON	3	6:06	0	0	0	0	0	4	0	0	0	.0
RR	39	*GREG MOORE	4	5:54	0	0	0	0	0	0	0	0	2	.0
FR	43	*MAKSIM MAYOROV	4	7:40	0	0	0	0	1-	0	0	0	4	.0
LL	21	ALEXANDRE PICARD	9	7:11	0	0	0	0	0	10	0	0	0	.0
GG	32	MATHIEU GARON	35	50:35	0	0	0	0	2	0	0	0	0	.0

DALLAS STARS

POS	NO.	PLAYER	GP	AVG	TOI	G	A	PTS	PIM	PP	SH	GW	S	PCTG
CC	91	BRAD RICHARDS	80	20:51	24	67	91	12-	14	13	0	2	284	8.5
LL	21	LOUI ERIKSSON	82	19:45	29	42	71	4-	26	6	2	4	214	13.6
LL	18	JAMES NEAL	78	18:11	27	28	55	5-	64	2	1	4	200	13.5
CC	63	MIKE RIBEIRO	66	19:32	19	34	53	5-	38	8	2	0	155	12.3
LL	10	BRENDEN MORROW	76	19:10	20	26	46	3-	69	9	1	2	155	12.9
LL	14	*JAMIE BENN	82	14:42	22	19	41	3-	45	2	0	3	182	12.1
CC	3	STEPHANE ROBIDAS	82	14:09	10	31	41	10-	79	0	0	1	189	15.0
CC	29	STEVE OTT	73	16:28	22	14	36	14-	153	8	1	2	146	15.1
CC	9	MIKE MODANO	59	14:18	14	16	30	6-	22	3	0	2	115	12.2
DD	6	TREVOR DALEY	77	22:11	6	16	22	3	25	2	0	2	107	5.6
RR	26	JERE LEHTINEN	58	14:44	4	13	17	8-	8	1	1	0	87	4.6
CC	17	TOBY PETERSEN	78	10:55	9	6	15	3	6	0	1	0	110	8.2
CC	23	*TOM WANDELL	50	13:52	5	10	15	2	14	0	0	3	85	5.9
DD	5	MATT NISKANEN	74	18:15	3	12	15	15-	18	0	0	2	110	2.7
DD	37	KARLIS SKRASTINS	79	19:34	2	11	13	4-	24	0	0	1	53	3.8
RR	24	BRANDON SEGAL	44	8:44	6	6	12	3	38	0	0	2	55	10.9
LL	96	FABIAN BRUNNSTROM	44	10:40	2	9	11	3-	10	0	0	0	38	5.3
DD	28	MARK FISTRICH	67	14:55	1	9	10	2-	69	0	0	0	46	2.2
DD	20	BRIAN SUTHERBY	46	8:36	5	4	9	8	6	0	0	0	49	10.2
DD	2	NICKLAS GROSSMAN	11	19:11	0	7	7	3-	32	0	0	0	58	.0
RR	13	KRYS BARCH	63	7:02	0	6	6	0	130	0	0	0	29	.0
GG	35	MARTY TURCO	53	58:15	0	4	4	0	10	0	0	0	1	.0
DD	44	JEFF WOYWITKA	36	14:06	0	3	3	6-	11	0	0	0	44	.0
CC	25	WARREN PETERS	11	7:13	1	0	1	1	2	0	0	0	8	12.5
DD	36	*PHILIP LARSEN	2	12:27	0	1	1	1	0	0	0	0	1	.0
CC	32	KARI LEHTONEN	12	55:14	0	1	1	0	0	0	0	0	0	.0
LL	15	*PERTTU LINDGREN	1	8:33	0	0	0	0	0	0	0	0	0	.0
CC	33	MATT CLIMIE	1	60:00	0	0	0	0	0	0	0	0	0	.0
LL	11	*AARON GAGNON	2	8:49	0	0	0	0	0	0	0	0	2	.0
DD	59	*IVAN VISHNEVSKIY	2	16:38	0	0	0	0	2-	0	0	0	4	.0
LL	58	*FRANCIS WATHIER	5	5:17	0	0	0	0	0	0	0	0	4	.0
RR	12	*RAYMOND SAWADA	5	8:09	0	0	0	1	0	0	0	0	2	.0
DD	38	MAXIME FORTUNUS	8	15:08	0	0	0	0	4	0	0	0	5	.0

DETROIT RED WINGS

POS	NO.	PLAYER	GP	AVG	TOI	G	A	PTS	PIM	PP	SH	GW	S	PCTG
CC	13	PAVEL DATSYUK	80	20:20	27	43	70	17	18	9	0	3	203	13.3
CC	40	HENRIK ZETTERBERG	74	20:04	23	47	70	12	26	3	0	6	309	7.4
DD	5	NICKLAS LIDSTROM	82	25:25	9	40	49	22	24	5	0	1	194	4.6
LL	96	TOMAS HOLMSTROM	68	15:48	25	20	45	5-	60	13	0	5	131	19.1
RR	44	TODD BERTUZZI	82	16:46	18	26	44	5-	80	4	0	4	216	8.3
DD	28	BRIAN RAFAELSKI	78	24:13	8	34	42	23	2	0	0	1	134	0.0
CC	51	VALTTERI FILIPULA	55	18:14	11	24	35	4-	24	1	1	1	114	9.6
RR	11	DANIEL CLEARY	64	17:13	15	19	34	3-	29	2	0	2	140	10.7
CC	43	DARREN HELM	75	14:29	11	13	24	2-	18	0	3	3	165	6.7
RR	17	PATRICK EAVES	65	13:26	12	10	22	0	26	0	1	1	120	10.0
DD	55	NIKLAS KRONWALL	48	21:54	7	15	22	5	32	3	0	0	68	10.3
CC	33	KRIS DRAPER	81	11:32	7	15	22	2-	28	1	0	0	98	7.1
RR	93	JOHAN FRANZEN	27	18:42	10	11	21	1	22	6	0	1	91	11.0
DD	23	BRAD STUART	82	23:10	4	16	20	12-	22	1	0	2	153	2.6
LL	20	DREW MILLER	80	12:37	10	9	19	2-	12	1	1	3	103	9.7
CC	29	JASON WILLIAMS	44	13:31	6	9	15	7-	8	3	0	1	96	6.3
DD	52	JOHATHAN ERICSSON	62	16:42	4	13	15	-	44	0	1	1	55	7.3
DD	22	BRETT LEBDA	63	14:03	1	7	8	1	29	0	0	0	61	1.6
RR	18	KIRK MALTBY	52	10:06	4	2	6	1	32	0	1	0	43	9.3
LL	8	*JUSTIN ABDELKADER	50	10:35	3	3	6	11-	35	0	0	0	79	3.8
DD	14	DEREK MEECH	49	11:54	2	4	6	12-	19	1	0	2	57	3.5
DD	3	ANDREAS LILJA	20	14:08	1	1	2	2-	4	0	0	0	19	5.3
DD	37	DOUG JANIK	13	13:28	0	2	2	3-	18	0	0	0	5	.0
GG	35	*JIMMY HOWARD	63	59:22	0	2	2	0	2	0	0	0	0	.0
CC	32	KRIS NEWBURY	4	8:41	1	0	1	1	4	0	0	0	3	33.3
GG	30	CHRIS OSGOOD	23	54:26	0	1	1	0	0	0	0	0	0	.0
LL	24	BRAD MAY	40	6:58	0	1	1	5-	66	0	0	0	26	.0
DD	46	*JAKUB KINDL	3	10:49	0	0	0	2-	0	0	0	0	1	.0
CC	42	*MATTIAS RITOLA	5	11:41	0	0	0	0	0	0	0	0	9	.0

EDMONTON OILERS

				AVG										
POS	NO.	PLAYER	GP	TOI	G	A	PTS	PIM	PP	SH	GW	S	PCTG	
R	27	DUSTIN PENNER	82	18:22	32	31	63	6	38	9	0	1	203	15.8
R	89	SAM GAGNER	68	16:17	15	26	41	8-	33	6	0	1	170	8.8
D	6	RYAN WHITNEY	81	24:45	7	32	39	1	70	3	0	1	151	4.6
D	67	GILBERT BRULE	65	14:13	17	20	37	8-	38	2	0	3	121	14.0
C	10	SHAWN HORCOFF	77	19:25	13	23	36	29-	51	4	0	1	123	10.6
C	19	PATRICK O'SULLIVAN	73	17:31	11	23	34	35-	32	3	1	3	191	5.8
C	16	RYAN POTULNY	64	16:16	15	17	32	21-	28	7	1	2	152	9.9
D	77	TOM GILBERT	82	22:25	5	26	31	10-	16	1	0	1	98	5.1
L	13	ANDREW COGLIANO	82	14:10	10	18	28	5	31	0	0	1	139	7.2
C	12	ROBERT NILSSON	60	14:44	11	16	27	17-	12	3	0	1	104	10.6
R	83	ALES HEMSKY	22	17:56	7	15	22	7	8	3	0	0	57	12.3
C	91	MIKE COMRIE	43	14:14	13	8	21	9-	30	5	0	0	97	13.4
L	18	ETHAN MOREAU	76	14:24	9	9	18	18-	62	0	3	2	143	6.3
D	78	MARC POULIOT	35	12:47	7	7	14	4-	21	1	0	1	60	11.7
D	44	SHELDON SOURAY	37	22:36	4	9	13	19-	65	0	0	0	113	3.5
R	46	ZACK STORTINI	77	9:17	4	9	13	3	155	1	0	1	46	8.7
R	28	RYAN JONES	49	10:38	8	4	12	0	26	2	0	0	62	12.9
L	22	J.F. JACQUES	49	11:11	4	7	11	15-	78	0	0	0	49	8.2
D	2	AARON JOHNSON	41	15:38	4	6	10	6-	35	1	0	0	36	11.1
D	5	LADISLAV SMID	51	19:10	1	8	9	5	39	0	0	0	36	2.8
L	34	FERNANDO PISANI	40	14:35	4	4	8	16-	10	0	0	0	54	7.4
C	32	*RYAN STONE	27	10:51	0	6	6	2	48	0	0	0	25	.0
D	43	JASON STRUDWICK	72	16:56	0	6	6	18-	50	0	0	0	19	.0
D	41	*TAYLOR CHORNEY	42	17:23	0	3	3	21-	12	0	0	0	35	.0
G	38	*JEFF DESLAURIERS	48	58:17	0	3	3	0	8	0	0	0	0	.0
L	85	LIAM REDDOX	9	12:31	0	2	2	2-	4	0	0	0	11	.0
R	57	*COLIN MCDONALD	2	6:41	1	0	1	1	0	0	0	0	3	33.3
D	12	*RYAN O'MARRA	3	6:37	0	1	0	0	0	0	0	0	2	.0
D	48	*ALEX PLANTE	3	16:36	0	1	1	1	2	0	0	0	4	.0
L	39	CHRISTOPHER MINARD	5	9:44	0	1	1	3-	0	0	0	0	4	.0
D	49	*THEO PECKHAM	15	16:04	0	0	0	1	43	0	0	0	9	.0
D	58	*JOHAN MOTIN	1	14:08	0	0	0	1-	0	0	0	0	0	.0
L	36	CHARLES LINGLET	5	10:15	0	0	0	5-	2	0	0	0	7	.0
D	8	DEAN ARSENE	13	12:56	0	0	0	3-	41	0	0	0	4	.0
G	35	NIKOLAI KHABIBULIN	18	60:30	0	0	0	0	4	0	0	0	0	.0
G	40	*DEVAN DUBNYK	19	56:36	0	0	0	0	0	0	0	0	0	.0

POS	NO.	PLAYER	GP	TOI	G	A	PTS	PIM	PP	SH	GW	S	PCTG	
C	9	STEPHEN WEISS	80	19:59	28	32	60	7-	40	12	0	2	180	15.6
C	16	NATHAN HORTON	65	20:53	20	37	57	1-	42	7	2	4	159	12.6
C	67	MICHAEL FROLIK	82	17:28	21	22	43	4-	43	5	0	1	219	9.6
D	24	BRYAN MCCABE	82	23:19	8	35	43	4-	83	3	0	1	169	4.7
D	27	STEVEN REINPRECHT	82	16:05	16	22	38	1-	18	3	0	1	124	12.9
L	61	CORY STILLMAN	58	17:34	15	22	37	3-	22	3	0	4	126	11.9
R	14	RADEK DVORAK	76	17:26	14	18	32	7-	20	1	3	1	140	10.0
L	85	ROSTISLAV OLESZ	78	15:23	14	15	29	4-	28	3	0	3	178	7.9
D	2	KEITH BALLARD	82	22:24	8	20	28	7-	88	1	0	1	90	8.9
C	11	GREGORY CAMPBELL	60	15:23	2	15	17	5-	53	0	0	1	84	2.4
L	10	DAVID BOOTH	28	18:07	8	8	16	3-	23	0	0	1	95	8.4
C	41	*SHAWN MATTHIAS	55	10:47	7	9	16	3-	10	0	0	2	67	10.4
D	43	*DMITRY KULIKOV	68	17:56	3	13	16	5-	32	1	0	0	87	3.4
C	28	KAMIL KREPS	76	12:42	5	9	14	7-	18	1	0	1	83	6.0
D	5	BRYAN ALLEN	74	19:09	4	9	13	8-	99	0	1	2	78	5.1
R	12	BYRON BITZ	52	11:02	5	6	11	8-	33	0	0	2	58	8.6
D	52	*JASON GARRISON	30	15:08	2	4	8	5-	23	0	0	0	24	8.3
R	65	*VICTOR ORESKOVICH	50	8:53	2	4	6	8-	26	0	0	0	55	3.6
R	32	*MICHAL REPIK	19	8:34	3	2	5	1	6	0	0	0	23	13.0
D	6	VILLE KOISTINEN	17	7:50	1	3	4	1	8	0	0	0	12	8.3
L	71	*KENNDAL MCDARLE	19	8:53	1	2	3	4-	29	0	0	0	10	10.0
L	74	NICK TARNASKY	31	6:48	1	2	3	5-	85	0	0	0	19	5.3
L	22	JEFF TAFFE	21	8:25	1	1	2	1-	4	0	0	0	18	5.6
G	29	TOMAS VOKOUN	63	58:39	0	2	2	0-	0	0	0	0	0	.0
L	33	STEVE MACINTYRE	22	2:52	0	1	1	3-	24	0	0	0	3	.0
D	3	CLAY WILSON	2	11:07	0	0	0	5-	0	0	0	0	0	.0
G	34	*ALEXANDER SALAK	2	33:17	0	0	0	0	0	0	0	0	0	.0
R	63	*EVGENY DADONOV	4	13:13	0	0	0	1-	0	0	0	0	4	.0
R	68	*MIKE DUCCO	10	7:43	0	0	0	3-	50	0	0	0	6	.0
D	39	*KEATON ELLERBY	22	5:25	0	0	0	1-	2	0	0	0	5	.0
G	30	SCOTT CLEMMENSEN	23	52:50	0	0	0	0	0	0	0	0	0	.0

LOS ANGELES KINGS

POS	NO.	PLAYER	GP	AVG	TOI	G	A	PTS	PIM	PP	SH	GW	S	PCTG
C	11	ANZE KOPITAR	82	21:47	34	47	81	6	16	14	1	2	259	13.1
D	8	DREW DOUGHTY	82	24:58	16	43	59	20	54	9	0	5	142	11.3
R	23	DUSTIN BROWN	82	19:15	24	32	56	6-	41	7	0	3	248	9.7
L	94	RYAN SMYTH	67	19:40	22	31	53	8	42	11	0	3	206	10.7
L	24	ALEXANDER PROLOV	81	18:26	19	32	51	1-	26	5	0	1	182	10.4
D	28	JARRET HELL	73	17:25	16	31	47	13	40	8	0	4	164	9.8
C	26	MICHAEL HANDZUS	81	18:18	20	22	42	4	38	5	1	6	117	17.1
R	17	WAYNE SIMMONDS	78	14:28	16	24	40	22	116	0	0	2	127	12.6
D	3	JACK JOHNSON	80	22:36	8	28	36	15-	48	3	0	0	130	6.2
R	14	JUSTIN WILLIAMS	49	16:22	10	19	29	3	39	1	0	1	140	7.1
C	15	BRAD RICHARDSON	81	12:50	11	16	27	1	37	0	1	4	148	7.4
R	63	*SCOTT PARSE	59	10:31	11	13	24	13	22	0	0	1	78	14.1
D	12	RANDY JONES	48	18:10	5	16	21	3-	28	1	1	1	54	9.3
C	22	JEFF HALPERN	71	14:31	9	10	19	14-	39	2	0	1	71	12.7
D	6	SEAN O'DONNELL	78	18:44	3	12	15	14	70	0	0	1	44	6.8
L	33	FREDRIK MODIN	44	14:46	5	6	11	8-	26	2	0	2	67	7.5
D	7	ROB SCUDERI	73	19:16	0	11	16	21	21	0	0	0	38	.0
D	2	MATT GREENE	75	17:28	2	7	9	4	83	0	0	0	57	3.5
D	44	*DAVIS DREWISKE	42	15:44	1	7	8	4-	14	0	0	0	32	3.1
C	9	OSCAR MOLLER	34	8:35	4	3	7	6-	4	1	0	0	42	9.5
D	5	PETER HARROLD	39	9:14	1	2	3	2-	8	0	0	0	23	4.3
L	56	*RICH CLUNE	14	7:17	0	2	2	1	26	0	0	0	7	.0
C	47	*COREY ELKINS	3	11:54	1	0	1	2-	0	0	0	0	5	20.0
G	45	*JONATHAN BERNIER	3	61:40	0	1	1	0	0	0	0	0	0	.0
G	32	JONATHAN QUICK	72	59:08	0	1	1	0	2	0	0	0	0	.0
R	67	MARC-ANDRE CLICHE	1	7:23	0	0	0	1	0	0	0	0	0	.0
C	48	*ANDREI LOKTIONOV	1	11:52	0	0	0	0	0	0	0	0	1	.0
C	55	*BRAYDEN SCHENN	1	12:31	0	0	0	1-	0	0	0	0	0	.0
D	53	*ALEC MARTINEZ	4	15:24	0	0	0	2-	2	0	0	0	0	.0
D	61	*TREVOR LEWIS	5	9:07	0	0	0	0	0	0	0	0	4	.0
G	31	ERIK ERSBERG	11	50:05	0	0	0	0	0	0	0	0	0	.0
L	41	RAITIS IVANANS	61	4:53	0	0	0	0	8-	136	0	0	18	.0

MINNESOTA WILD

POS	NO.	PLAYER	GP	AVG	TOI	G	A	PTS	PIM	PP	SH	GW	S	PCTG
C	9	MIKKO KOIVU	80	20:44	22	49	71	2-	50	8	1	2	246	8.9
L	15	ANDREW BRUNETTE	82	17:01	25	36	61	5-	12	12	0	3	129	19.4
R	14	MARTIN HAVLAT	73	17:55	18	36	54	19-	34	4	0	3	169	10.7
D	3	MAREK ZIDLICKY	78	24:10	6	37	43	16-	67	4	0	3	116	5.2
R	20	ANTTI Miettinen	79	18:02	20	22	42	2-	44	5	0	4	175	11.4
L	48	GUILAUME LATENDRESS	27	13:07	17	13	40	2-	16	7	0	0	169	19.9
R	11	OWEN NOLAN	73	16:15	16	17	33	12-	40	4	1	3	151	10.6
C	21	KYLE BRODZIAK	82	15:19	9	23	32	3-	22	0	0	3	140	6.4
R	22	CAL CLUTTERBUCK	74	14:16	13	8	21	8-	52	1	2	1	136	9.6
D	45	CAMERON BARKER	70	15:31	5	16	21	5	68	4	0	1	105	4.8
D	8	BRENT BURNS	47	22:22	3	17	20	15-	32	2	0	0	104	2.9
D	55	NICK SCHULTZ	80	20:58	1	19	20	8-	43	1	0	0	83	1.2
R	12	CHUCK KOBASEW	49	13:54	9	6	15	11-	18	2	0	2	71	12.7
C	16	ANDREW EBBETT	61	12:41	9	6	15	8-	8	2	0	2	72	12.5
D	6	GREG ZANON	81	22:22	2	13	15	10-	36	0	0	0	59	3.4
D	34	SHANE HINDY	70	13:32	2	12	14	6-	66	0	0	0	49	4.1
L	38	*ROBBIE EARL	32	8:56	6	0	6	1	36	0	0	0	29	20.7
C	51	JAMES SHEPPARD	64	11:11	2	3	6	14-	36	0	0	0	64	3.1
C	12	CASEY WELLMAN	12	12:03	1	3	4	2-	0	0	0	0	18	5.6
L	24	DEREK BOOGAARD	57	6:09	0	4	4	12-	105	0	0	0	26	.0
R	17	PETR SYKORA	14	11:59	2	1	3	7-	8	0	0	0	13	15.4
D	36	JOHN SCOTT	51	8:36	1	1	2	3-	90	0	0	0	22	4.5
D	7	*CLAYTON STONER	8	13:18	0	2	2	1	12	0	0	0	5	.0
C	23	*CODY ALMOND	7	7:45	1	0	1	3-	9	0	0	0	6	16.7
D	39	*NATE PROSSER	3	19:36	0	1	1	2	8	0	0	0	4	.0
G	37	JOSH HARDING	25	52:00	0	1	1	0	4	0	0	0	0	.0
G	32	NIKLAS BACKSTROM	60	58:09	0	1	1	0	4	0	0	0	0	.0
C	96	PIERRE-MARC BOUCHARD	1	10:44	0	0	0	0	2	0	0	0	0	.0
D	4	*MAXIM NOREAU	1	7:01	0	0	0	0	0	0	0	0	0	.0
D	40	*DANNY IRMEN	2	4:38	0	0	0	1-	0	0	0	0	0	.0
G	35	*ANTON KHUOBIN	2	34:43	0	0	0	0	0	0	0	0	0	.0
R	29	*PETR KALUS	2	7:44	0	0	0	0	0	0	0	0	0	.0
G	31	WADE DUBIELEWICZ	3	33:30	0	0	0	0	0	0	0	0	0	.0
D	41	*JUSTIN FALK	3	7:32	0	0	0	2-	0	0	0	0	1	.0
C	19	ANDY HILBERT	4	9:43	0	0	0	2-	2	0	0	0	6	.0
C	27	NATHAN SMITH	9	7:50	0	0	0	4-	12	0	0	0	4	.0
D	26	JAIME SIFERS	14	12:59	0	0	0	1	6	0	0	0	9	.0

MONTREAL CANADIENS

		AVG												
POS	NO.	PLAYER	GP	TOI	G	A	PTS	PIM	PP	SH	GW	S	PCTG	
C	14	TOMAS PLEKANEC	82	19:57	25	45	70	5	50	3	1	4	216	11.6
C	91	SCOTT GOMEZ	78	19:56	12	47	59	1	60	5	0	1	180	6.7
L	13	MICHAEL CAMMALLERI	65	19:31	26	24	50	7	16	4	0	4	218	11.9
R	21	BRIAN GIONTA	61	20:45	28	18	46	3	26	10	0	3	237	11.8
D	47	MARC-ANDRE BERGERON	60	15:03	13	21	34	7-	16	7	0	4	123	10.6
D	79	ANDREI MARKOV	45	23:48	6	28	34	11	32	4	0	1	85	7.1
L	46	ANDREI KOSTITSYN	59	15:59	15	18	33	1	32	6	0	2	136	11.0
L	15	GLEN METROPOLIT	69	13:33	16	13	29	1-	24	10	0	1	115	13.9
L	57	BNENITO POULIOT	53	15:27	17	11	28	8	43	4	0	3	111	15.3
C	42	DOMINIC MOORE	65	14:50	10	18	28	3-	43	2	2	0	111	8.4
D	44	ROMAN HAMRLIK	75	21:26	3	20	6	2	16	2	0	1	100	6.0
D	44	JAROSLAV SPACEK	74	21:47	3	18	6	2	9	50	0	0	99	1.0
L	32	TRAVIS MOEN	81	14:59	8	11	19	2-	57	1	2	0	107	7.5
L	74	SERGEI KOSTITSYN	47	14:09	7	11	18	4	8	0	0	2	59	11.9
C	40	MAXIM LAPIERRE	76	12:16	7	7	14	14-	61	0	0	1	101	6.9
L	67	MAX PACIORETTY	52	12:42	3	11	14	5-	20	0	0	0	74	4.1
D	75	HAL GILL	68	18:20	2	9	11	10-	68	0	0	0	41	4.9
L	52	MATHEU DARCHÉ	29	10:50	5	5	10	2	4	0	0	3	43	11.6
D	26	JOSH GORGES	82	21:00	3	7	10	2	39	0	0	1	52	5.8

D	22	PAUL MARA	42	18:43	0	8	8	16-	48	0	0	0	30	.0
C	94	*TOM PYATT	40	11:04	2	3	5	5-	10	0	0	0	48	4.2
D	20	RYAN O'BYRNE	55	15:15	1	3	4	3-	74	0	0	1	27	3.7
R	17	GEORGES LARAQUE	28	5:45	1	2	3	6-	28	0	0	0	2	50.0
D	76	*PK SUBBAN	12	20:06	0	2	2	1	12	0	0	0	4	.0
C	53	*RYAN WHITE	12	11:09	0	2	2	6-	16	0	0	0	5	.0
C	58	*DAVID DESHARNAIS	6	8:26	0	1	1	1-	0	0	0	0	2	.0
G	31	CAREY PRICE	41	57:31	0	1	1	0	8	0	0	0	1	.0
D	34	*SHAWN BELLE	2	10:38	0	0	0	2-	0	0	0	0	1	.0
L	59	*BROCK TROTTER	2	9:02	0	0	0	1-	0	0	0	0	6	.0
R	48	*JAMES WYMAN	3	4:23	0	0	0	2-	0	0	0	0	0	.0
D	72	*MATHIEU CARLE	3	14:28	0	0	0	1	4	0	0	0	2	.0
L	70	*GREGORY STEWART	5	4:11	0	0	0	3-	11	0	0	0	4	.0
D	68	*YANNICK WEBER	5	13:52	0	0	0	5-	4	0	0	0	2	.0
C	61	*BEN MAXWELL	13	8:46	0	0	0	2-	6	0	0	0	0	.0
G	41	JAROSLAV HALAK	45	58:26	0	0	0	0	0	0	0	0	6	.0

NASHVILLE PREDATORS

POS	NO.	PLAYER	GP	AVG TOI	G	A	PTS	PIM	PP	SH	GW	S	PCTG	
R	27	PATRIC HORNOVIST	80	15:41	30	21	51	18	40	10	0	8	275	10.9
L	26	STEVE SULLIVAN	82	17:55	17	34	51	2	35	5	0	4	152	11.2
R	10	MARTIN ERAT	74	17:59	21	28	49	7-	50	5	0	2	168	12.5
C	19	JASON ARNOTT	63	18:41	19	27	46	0	26	6	0	3	216	8.8
R	71	JEAN-PIERRE DUMONT	74	14:46	17	28	45	8	20	3	1	3	112	15.2
D	6	SHEA WEBER	78	23:10	16	27	43	0	36	7	0	3	222	7.2
C	11	DAVID LEGWAND	82	18:42	11	27	38	5-	24	0	1	3	151	7.3
D	20	RYAN SUTER	82	23:58	4	33	37	4	48	2	0	1	125	3.2
R	29	JOEL WARD	71	17:32	13	21	34	5-	18	3	0	1	134	1.7
C	9	MARCEL GOC	73	14:41	12	18	30	10	14	0	0	1	118	10.2
C	14	DUSTIN BOYD	78	12:13	11	13	24	6	19	0	0	3	112	9.8
D	2	DAN HAMHUIS	78	21:15	5	19	24	4	49	0	0	0	115	4.3
D	37	DENIS GREBESHKOV	51	21:24	7	14	21	16-	32	1	0	0	47	14.9
D	32	*CODY FRANSON	61	14:11	6	15	21	15	16	1	0	3	90	6.7
R	22	JORDIN TOOTOO	51	10:50	6	10	16	2	40	0	0	1	101	5.9
C	33	*COLIN WILSON	35	15:09	8	7	15	2-	7	1	0	3	58	13.8
C	25	JERRED SMITHSON	69	13:58	9	4	13	4-	54	0	2	1	54	16.7
D	51	FRANCIS BOUILLON	81	19:18	3	8	11	5	50	1	0	1	86	3.5
C	16	*CAL O'REILLY	31	13:37	2	9	11	1	4	1	0	0	23	8.7
D	8	KEVIN KLEIN	81	19:55	1	10	11	13-	27	0	0	0	67	1.5
C	38	DAVE SCATCHARD	16	10:42	3	2	5	3	17	0	0	0	25	12.0
R	18	*MIKE SANTORELLI	25	10:57	2	1	3	8-	8	0	0	0	36	5.6
R	12	*ANDREAS THURESSON	22	9:59	1	2	3	8-	4	0	0	0	30	3.3
C	13	*NICK SPALING	28	11:03	0	3	3	3	0	0	0	0	26	.0
D	52	*ALEXANDER SULZER	20	13:22	0	2	2	4	4	0	0	0	15	.0
R	3	WADE BELAK	39	4:21	0	2	2	0	58	0	0	0	8	.0
G	39	DAN ELLIS	31	55:18	0	1	1	0	4	0	0	0	0	.0
L	36	PETER OLVECKY	1	7:53	0	0	0	0	0	0	0	0	0	.0
L	21	*TRISTON GRANT	3	7:14	0	0	0	1-	9	0	0	0	2	.0
C	24	BEN GUITE	6	8:29	0	0	0	3-	4	0	0	0	5	.0
D	4	*TEEMU LAAKSO	7	10:48	0	0	0	2-	2	0	0	0	5	.0
G	35	PEKKA RINNE	58	55:57	0	0	0	0	2	0	0	0	0	.0

NEW JERSEY DEVILS

POS	NO.	PLAYER	GP	AVG TOI	G	A	PTS	PIM	PP	SH	GW	S	PCTG	
L	17	ILYA KOVALCHUK	76	22:02	41	44	85	10	53	12	0	4	290	14.1
L	9	ZACH PARISE	81	19:46	38	44	82	24	32	9	1	5	347	11.0
R	19	TRAVIS ZAJAC	82	20:12	25	42	67	22	24	6	0	4	210	11.9
C	15	JAMIE LANGENBRUNNER	81	19:33	19	42	61	6	44	6	2	4	228	8.3
L	26	PATRIK ELIAS	58	17:37	19	29	48	18	40	3	1	4	145	13.1
C	12	BRIAN ROLSTON	80	16:55	20	17	37	2	22	7	0	3	232	8.6
D	6	ANDY GREENE	78	23:31	6	31	37	9	14	4	0	4	86	7.0
R	8	DAINIUS ZUBRUS	51	16:28	10	17	27	4	28	1	0	4	86	11.6
L	23	DAVID CLARKSON	46	14:26	11	13	24	3	85	3	0	2	106	10.4
L	21	ROB NIEDERMAYER	71	16:48	10	12	22	3	45	0	1	0	93	10.8
D	27	MIKE MOTTAU	79	22:15	2	16	18	4	41	0	0	0	74	2.7
L	11	DEAN MCAMMOND	62	12:51	8	9	17	1-	40	1	1	2	87	9.2
D	24	BRYCE SALVADOR	79	18:51	4	10	14	8	57	0	0	2	47	8.5
D	5	COLIN WHITE	81	20:04	2	10	12	8	46	0	0	0	47	4.3
D	28	MARTIN SKOULA	52	17:24	3	8	11	3	10	1	0	0	34	8.8
C	7	PAUL MARTIN	22	22:30	2	9	11	10	2	1	0	0	21	9.5
D	10	ROD PELLEY	63	7:51	2	8	10	4-	40	0	0	0	74	2.7
R	18	*VLADIMIR ZHARKOV	40	11:26	0	10	10	2	8	0	0	0	54	.0
L	20	JAY PANDOLFO	52	13:55	4	5	9	10-	6	0	0	3	71	5.6
D	29	ANSSI SALMELA	38	13:28	2	6	8	1-	22	0	1	0	41	4.9
D	2	*MARK FRASER	61	12:22	3	3	6	3	36	0	0	0	24	12.5
L	17	ILKKA PIKKARAINEN	31	8:08	1	3	4	3-	10	0	0	0	26	3.8
D	18	CORY MURPHY	12	12:26	2	1	3	2-	2	0	0	0	9	22.2
G	30	MARTIN BRODEUR	77	58:25	0	3	3	0	6	0	0	0	0	.0
R	16	*MATT HALISCHUK	20	11:18	1	1	2	4-	2	0	0	0	22	4.5
R	22	*PIERRE-LUC LETOURNEA	27	5:31	0	2	2	4-	48	0	0	0	9	.0
C	14	*PATRICK DAVIS	8	12:36	1	0	1	2-	0	0	0	0	8	12.5
D	28	*TYLER ECKFORD	3	7:22	0	1	1	0	4	0	0	0	1	.0
R	16	*NICK PALMIERI	6	11:45	0	1	1	0	0	0	0	0	10	.0
C	14	*TIM SESTITO	9	12:16	0	1	1	2-	2	0	0	0	7	.0
D	18	ROB DAVISON	1	3:59	0	0	0	0	0	0	0	0	0	.0
C	17	BEN WALTER	2	5:47	0	0	0	0	2	0	0	0	0	.0
G	35	YANN DAVIS	12	38:56	0	0	0	0	0	0	0	0	0	.0
D	32	*MATTHEW CORRENTE	12	8:51	0	0	0	0	24	0	0	0	6	.0
L	25	ANDREW PETERS	29	5:11	0	0	0	5-	93	0	0	0	15	.0

NEW YORK ISLANDERS

		POS	NO.	PLAYER	GP	AVG TOI	G	A	PTS	PIM	PP	SH	GW	S	PCTG	
C	R	91		*JOHN TAVARES	82	18:00	24	30	54	15-	22	11	0	2	186	12.9
D	L	21		KYLE OKOSO	80	20:32	19	33	52	22-	34	4	0	4	249	7.6
D	L	2		MARK STREIT	82	25:41	11	38	49	0	48	9	0	2	187	5.9
L	C	26		MATT MOULSON	82	16:38	30	18	48	1-	16	8	0	5	208	14.4
L	C	51		FRANS NIELSEN	76	17:12	12	26	38	4	6	0	1	1	136	8.8
L	C	57		BLAKE COMEAU	61	15:24	17	18	35	2-	40	0	1	2	133	12.8
R	C	12		JOSH BAILEY	73	15:08	16	19	35	5	18	3	0	2	112	14.3
R	C	10		RICHARD PARK	81	15:45	9	22	31	9-	28	0	1	4	146	6.2
R	C	7		TRENT HUNTER	61	15:10	11	17	28	3	18	3	0	1	159	6.9
C	L	13		*ROB SCHREMP	44	13:54	7	18	25	4-	8	5	0	0	74	9.5
L	C	20		SEAN BERGENHEIM	63	14:03	10	13	23	1	45	0	2	0	133	7.5
L	D	16		JON SIM	77	11:39	13	9	22	4-	44	1	0	0	128	10.2
D	D	38		JACK HILLEN	69	20:41	3	18	21	5-	44	1	0	0	78	3.8
D	C	8		BRUNO GERVASIS	71	20:00	3	14	17	15-	31	1	0	1	83	3.6
C	C	93		DOUG WEIGHT	36	15:50	1	16	17	1-	8	0	0	0	61	1.6
D	L	44		FREDDY MEYER	64	16:46	4	11	15	2-	40	0	0	0	56	7.1
L	L	15		JEFF TAMBELLINI	36	11:28	7	7	14	8-	14	3	0	0	55	12.7
R	C	28		TIM JACKMAN	54	9:38	4	5	9	4-	98	0	0	0	51	7.8
D	D	47		*ANDREW MACDONALD	46	20:05	1	6	7	4	20	0	0	0	43	2.3
D	C	32		BRENDAN WITT	42	15:14	2	3	5	18-	45	0	0	1	25	8.0
D	C	42		*DYLAN REESE	19	15:02	2	2	4	4	14	0	0	1	16	12.5
D	D	56		*DUSTIN KOHN	22	11:35	0	4	4	2-	4	0	0	0	7	.0
D	D	24		RADEK MARTINEK	16	22:47	2	1	3	1-	12	0	1	0	24	8.3
L	L	46		*MATT MARTIN	5	13:14	0	2	2	1-	26	0	0	0	10	.0
L	C	58		*JESSE JOENSUU	11	11:09	1	0	1	4	4	0	0	0	13	7.7
D	G	4		*MARK FLOOD	6	12:42	0	1	1	4-	0	0	0	0	5	.0
L	C	39		RICK DIPIETRO	8	57:44	0	1	1	4	0	0	0	0	6	.0
L	C	14		TREVOR GILLIES	14	3:49	0	1	1	2-	75	0	0	0	8	.0
C	G	43		MARTIN BIRON	29	56:20	0	1	1	0	2	0	0	0	0	.0
C	C	62		GREG MAULDIN	1	10:02	0	0	0	1-	0	0	0	0	2	.0
D	L	48		*ANTON KLEMENTYEV	1	6:20	0	0	0	0	0	0	0	0	0	.0
C	C	59		MICHAEL HALEY	2	7:36	0	0	0	3-	9	0	0	0	0	.0
R	C	40		*JOEL RECHLICZ	6	2:41	0	0	0	2-	27	0	0	0	1	.0
G	C	30		DWAYNE ROLOSON	50	57:56	0	0	0	0	14	0	0	0	0	.0

POS	NO.	PLAYER	GP	TOI	G	A	PTS	PIM	PP	SH	GW	S	PCTG	
R	10	MARIAN GABORIK	76	21:14	42	44	86	15	37	14	1	4	272	15.4
L	20	VACLAV PROSPAL	75	20:06	20	38	58	8	32	6	1	4	180	11.1
C	12	OLLI JOKINEN	82	17:51	15	35	50	3	75	3	0	3	236	6.4
R	17	BRANDON DUBINSKY	69	19:33	20	24	44	9	54	6	2	5	165	12.1
R	24	RYAN CALLAHAN	77	19:24	19	18	37	12	48	9	0	3	204	9.3
D	4	*MICHAEL DEL ZOTTO	80	18:58	9	28	37	20	32	4	0	1	81	11.1
C	23	CHRIS DRURY	77	17:46	14	18	32	10	31	2	0	1	148	9.5
L	16	SEAN AVERY	69	13:22	11	20	31	0	160	3	0	1	139	7.9
C	42	*ARTEM ANISIMOV	82	12:54	12	16	28	2	32	1	0	2	124	9.7
D	18	MARC STAAL	82	23:07	8	19	27	11	44	0	0	2	78	10.3
C	26	ERIK CHRISTENSEN	58	14:50	8	18	26	11	26	1	0	1	86	9.3
D	5	DAN GIRARDI	82	21:28	6	18	24	2	53	1	1	1	108	5.6
D	33	MICHAEL ROZSIVAL	82	21:26	3	20	23	3	78	1	0	1	80	3.8
D	97	*MATT GILROY	69	16:18	4	11	15	0	23	0	0	1	82	4.9
R	81	ENVER LISIN	57	11:10	6	8	14	1	18	0	0	0	91	6.6
R	8	BRANDON PRUST	69	7:35	5	9	14	9	163	0	0	3	44	11.4
D	6	WADE REDDEN	75	17:31	2	12	14	8	27	0	0	0	66	3.0
L	45	JODY SHELLEY	57	6:45	2	7	9	5	115	0	0	0	49	4.1
R	38	PIERRE PARENTEAU	22	13:41	3	5	8	2	4	1	0	0	38	7.9
L	34	AARON VOROS	41	6:08	3	4	7	2	89	1	0	0	22	13.6
C	22	BRIAN BOYLE	71	8:25	4	2	6	6	47	0	0	1	73	5.5
D	25	ANDERS ERIKSSON	20	15:14	0	5	5	2	2	0	0	0	6	.0
G	31	ALEX AULD	24	54:08	0	2	2	0	2	0	0	0	0	.0
L	36	*DANE BYERS	5	6:21	1	0	1	1	31	0	0	0	3	33.3
G	29	*CHAD JOHNSON	5	56:08	0	1	1	0	0	0	0	0	0	.0
L	87	DONALD BRASHEAR	36	6:15	0	1	1	9	73	0	0	0	18	.0
G	30	HENRIK LUNDQVIST	73	57:35	0	1	1	0	0	0	0	0	0	.0
C	31	MATT ZABA	1	33:43	0	0	0	0	0	0	0	0	0	.0
G	84	*COREY LOCKE	3	6:18	0	0	0	1	0	0	0	0	2	.0
D	44	*COREY POTTER	3	12:07	0	0	0	0	2	0	0	0	2	.0
D	54	*BOBBY SANGUINETTI	5	11:32	0	0	0	0	4	0	0	0	5	.0
G	40	STEPHEN VALIQUETTE	6	50:48	0	0	0	0	0	0	0	0	0	.0
D	49	*ILKKA HEIKKINEN	7	8:51	0	0	0	2	0	0	0	0	4	.0

OTTAWA SENATORS

TEAM SENIORS			AVG											
POS	NO.	PLAYER	GP	TOI	G	A	PTS	PIM	PP	SH	GW	S	PCTG	
R	11	DANIEL ALFREDSSON	70	19:39	20	51	71	8	22	4	1	5	168	11.9
C	19	JASON SPEZZA	60	19:03	23	34	57	0	20	11	0	5	165	13.9
C	12	MIKE FISHER	79	18:58	25	28	53	1	59	10	0	6	212	11.8
R	27	ALEX KOVALEV	77	18:09	18	31	49	8	54	4	0	5	165	10.9
C	7	MATT CULLEN	81	18:45	16	32	48	7	34	2	2	2	195	8.2
L	9	MILAN MICHALEK	66	18:15	22	12	34	12	18	8	2	3	163	13.5
L	22	CHRIS KELLY	81	14:57	15	17	32	7	38	0	0	3	112	13.4
C	43	*PETER REGIN	75	12:53	13	16	29	10	20	1	0	1	135	9.6
D	17	FILIP KUBA	53	22:51	3	25	28	5	28	2	0	0	90	3.3
L	73	JARKKO RUUTU	82	13:21	12	14	26	2	121	0	0	1	106	11.3
L	71	NICK FOLIGNO	61	14:18	9	17	26	6	53	2	0	2	83	10.8
D	65	*ERIK KARLSSON	60	20:06	5	21	26	5	24	0	0	0	112	4.5
D	4	CHRIS PHILLIPS	82	22:20	8	16	24	8	45	1	1	2	82	9.8
R	25	CHRIS NEIL	68	11:58	10	12	22	1	175	1	0	2	100	10.0
D	14	CHRIS CAMPOLI	67	17:50	4	14	18	3	16	1	0	1	71	5.6
R	26	RYAN SHANNON	66	12:40	5	11	16	12	20	1	0	1	109	4.6
R	41	JONATHAN CHEECHOO	61	11:56	5	9	14	13	20	0	0	0	117	4.3
D	24	ANTON VOLCHENKOV	64	20:41	4	10	14	2	38	0	0	0	69	5.8
D	5	ANDY SUTTON	72	20:24	5	8	13	10	107	0	0	0	77	6.5
C	18	JESSE WINCHESTER	52	10:01	2	11	13	1	22	0	1	0	77	2.6
D	39	MATT CARKNER	81	16:54	2	9	11	0	190	0	0	0	87	2.3
R	10	SHEAN DONOVAN	30	7:25	2	3	5	4	40	0	0	0	24	8.3
C	47	*ZACK SMITH	15	9:02	2	1	3	1	14	0	1	0	11	18.2
D	55	BRIAN LEE	23	15:33	2	1	3	5	12	0	0	0	22	9.1
G	30	BRIAN ELLIOTT	55	55:14	0	1	1	0	0	0	0	0	0	.0
L	23	*KASPARS DAUGAVINS	1	8:26	0	0	0	0	0	0	0	0	2	.0
D	48	*JARED COWEN	1	6:46	0	0	0	0	2	0	0	0	0	.0
L	51	*DEREK SMITH	2	12:20	0	0	0	0	2	0	0	0	4	.0
R	16	*BOBBY BUTLER	2	8:20	0	0	0	0	1	0	0	0	2	.0
C	37	MARTIN ST PIERRE	3	9:37	0	0	0	0	2	0	0	0	0	.0
G	31	MIKE BRODEUR	3	59:57	0	0	0	0	0	0	0	0	0	.0
C	36	*JOSHUA HENNESSY	4	5:58	0	0	0	0	1	0	0	0	2	.0
R	44	*RYAN KELLER	6	6:12	0	0	0	0	1	0	0	0	5	.0
G	33	PASCAL LECLAIRE	34	51:19	0	0	0	0	2	0	0	0	0	.0

PHILADELPHIA FLYERS

			AVG											
POS	NO.	PLAYER	GP	TOI	G	A	PTS	PIM	PP	SH	GW	S	PCTG	
C	18	MIKE RICHARDS	82	20:24	31	31	62	2	79	13	1	3	237	13.1
C	17	JEFF CARTER	74	19:18	33	28	61	2	38	11	2	6	319	10.3
D	20	CHRIS PRONGER	82	25:55	10	45	55	22	79	5	0	2	175	5.7
C	48	DANIEL BRIERE	75	16:35	26	27	53	2	71	8	0	1	193	13.5
R	28	CLAUDE GIROUX	82	16:36	16	31	47	9	23	8	0	2	145	11.0
L	19	SCOTT HARTNELL	81	15:43	14	30	44	6	155	8	0	4	171	8.2
L	12	SIMON GAGNE	58	18:37	17	23	40	1	47	5	0	4	183	9.3
D	44	KIMMO TIMONEN	82	22:52	6	33	39	2	50	1	2	1	121	5.0
L	21	*JAMES VAN RIEMSDYK	78	12:57	15	20	35	1	30	4	0	6	173	8.7
D	25	MATTHEW CARLE	80	23:23	6	29	35	19	16	2	0	1	137	4.4
R	45	ARRON ASHAM	72	10:04	10	14	24	2	126	0	0	2	91	11.0
L	13	DANIEL CARCILLO	76	11:14	12	10	22	5	207	1	0	1	105	11.4
R	14	IAN LAPERRIERE	82	12:30	3	17	20	1	162	0	0	0	53	5.7
D	5	BRAYDON COBURN	83	21:08	8	14	19	6	54	1	0	0	122	4.1
C	11	BLAIR BETTS	63	12:36	8	10	18	7	14	1	1	2	63	12.7
C	36	DARROLL POWE	63	12:05	9	6	15	0	54	0	0	0	103	8.7
L	22	*VILLE LEINO	55	13:05	6	5	11	8	10	1	0	2	77	7.8
D	3	*OSKARS BARTULIS	53	13:58	1	8	9	12	28	0	0	0	26	3.8
D	26	DANNY SYVRET	21	12:28	2	2	4	1	12	0	0	0	14	14.3
C	27	MIKA PYORALA	36	13:35	2	2	4	3	10	0	0	0	41	4.9
R	9	*DAVID LALIBERTE	11	7:47	2	1	3	1	6	0	0	1	8	25.0
D	77	RYAN PARENT	48	14:46	1	2	3	14	20	0	0	0	27	3.7
D	2	LUKAS KRAJICEK	50	17:13	1	2	3	14	35	0	0	0	42	2.4
L	37	*JON KALINSKI	10	6:57	0	2	2	2	0	0	0	0	9	.0
D	55	OLE-KRISTIAN TOLLEFS	18	9:51	0	2	2	1	23	0	0	0	12	.0
R	15	ANDREAS MODI	10	8:55	0	1	1	2	0	0	0	0	2	.0
G	29	RAY EMERY	29	58:03	0	1	1	0	2	0	0	0	0	.0
G	33	BRIAN BOUCHER	33	52:47	0	1	1	0	2	0	0	0	0	.0
G	49	MICHAEL LEIGHTON	34	52:55	0	1	1	0	0	0	0	0	0	.0
G	35	*JEREMY DUCHESNE	1	16:44	0	0	0	0	0	0	0	0	0	.0
G	30	JOHAN BACKLUND	1	40:00	0	0	0	0	0	0	0	0	0	.0
C	42	JARED ROSS	3	7:38	0	0	0	1	0	0	0	0	4	.0
L	32	RILEY COTE	15	3:01	0	0	0	0	24	0	0	0	7	.0

PHOENIX COYOTES

		AVG												
POS	NO.	PLAYER	GP	TOI	G	A	PTS	PIM	PP	SH	GW	S	PCTG	
L	86	WOJTEK WOLSKI	80	18:44	23	42	65	21	27	5	0	5	195	11.8
L	19	SHANE DOAN	82	19:09	18	37	55	3	41	5	0	4	234	7.7
C	15	MATTHEW LOMBARDI	78	17:56	19	34	53	8	36	4	0	2	174	10.9
R	22	LEE STEPNIAK	80	17:19	28	20	48	0	26	9	1	2	212	13.2
R	17	RADIM VRBATA	82	16:13	24	19	43	6	24	7	0	4	266	9.0
D	3	KEITH YANDLE	82	20:13	12	29	41	16	45	5	0	2	145	8.3
D	55	ED JOVANOVSKI	66	21:37	10	24	34	12	55	5	0	2	117	8.5
C	11	MARTIN HANZAL	61	18:28	11	22	33	0	104	2	0	0	147	7.5
L	8	SCOTTIE UPSHALL	49	15:02	18	14	32	5	50	2	0	4	119	15.1
C	38	VERNON FIDDLER	76	14:20	8	22	30	13	46	0	3	1	119	6.7
D	20	DEREK LANG	64	15:04	9	20	29	4	28	3	0	1	84	10.7
D	33	ROBERT MORRIS	76	21:26	4	20	22	37	4	12	3	3	120	3.3
D	33	ADRIAN AUCION	62	15:23	8	20	28	2	56	1	0	2	144	5.6
L	14	TAYLOR PYATT	74	13:27	12	11	23	13	39	1	0	3	121	9.9
R	16	PETR PRUCHA	79	14:02	13	9	22	2	23	4	0	2	128	10.2
L	34	DANIEL WINNIK	74	13:08	4	15	19	1	12	0	0	1	83	4.8
D	4	ZBYNEK MICHALEK	72	22:38	3	14	17	5	30	2	0	1	104	2.9
C	71	PETTERI NOKELAINEN	67	12:17	5	8	13	9	27	0	0	0	88	5.7
D	2	JIM VANDERMEER	62	17:41	4	8	12	3	60	0	0	1	64	6.7

L	29	LAURI KORPIKOSKI	71	12:18	5	6	11	10-	16	0	0	1	68	7.4
D	18	SAMI LEPISTO	66	18:13	1	10	11	14	60	0	0	1	68	1.5
D	23	MATHIEU SCHNEIDER	25	17:01	2	7	9	5	16	1	0	0	37	5.4
D	12	*PAUL BISSONNETTE	41	5:51	3	2	5	2-	117	0	0	1	25	12.0
D	6	*DAVID SCHLEMMO	17	17:49	1	4	5	1	8	0	0	0	19	5.3
R	89	MIKKEL BOEDKER	14	8:42	1	2	3	2	0	0	0	0	7	14.3
D	21	*SHAUN HESKA	8	13:18	0	2	3	2	4	0	0	0	3	0
C	26	JOEL PERRAULT	2	9:54	1	0	1	1-	0	0	0	0	7	14.3
G	30	ILYA BRYZGALOV	69	59:11	0	1	1	0	4	0	0	0	0	0
D	44	KURT SAUER	1	16:32	0	0	0	1	0	0	0	0	2	0
R	28	JEFF HOGGAN	4	7:06	0	0	0	1-	2	0	0	0	5	0
G	1	JASON LABARBERA	17	54:34	0	0	0	0	0	0	0	0	0	0

PITTSBURGH PENGUINS

POS	NO.	PLAYER	GP	AVG TOI	G	A	PTS	PIM	PP	SH	GW	S	PCTG
C	87	SIDNEY CROSBY	81	21:57	51	58	109	15	71	13	2	298	17.1
C	71	EVGENI MALKIN	67	20:50	28	49	77	6-	100	13	2	268	10.4
L	23	ALEXEI PONIKAROVSKY	77	16:27	21	29	50	1-	61	5	0	184	11.4
L	55	SERGEI GONCHAR	62	24:23	11	39	50	4-	49	6	0	138	8.0
C	11	JORDAN STAAL	82	19:23	21	28	49	19	57	1	2	195	10.8
R	13	BILL GUERIN	78	17:31	21	24	45	9-	75	11	0	227	9.3
R	9	PASCAL DUPUIS	81	14:11	18	20	38	5	16	0	0	157	11.5
D	3	ALEX GOLIGOSKI	69	21:25	8	29	37	7	22	2	0	98	8.2
L	14	CHRIS KUNITZ	50	16:26	13	19	32	3	39	2	1	131	9.9
L	24	MATT COOKE	79	14:47	15	15	30	17	109	2	0	105	14.3
L	26	RUSLAN FEDOTENKO	80	14:39	11	19	30	17-	50	3	0	158	7.0
D	58	KRISTOPHER LETANG	73	21:33	3	24	27	1	51	0	0	174	1.7
D	4	JORDAN LEOPOLD	81	21:55	11	15	26	2-	28	1	0	95	11.6
C	48	TYLER KENNEDY	64	12:34	13	12	25	10	31	1	0	175	7.4
D	44	BROOKS ORPIK	73	20:05	2	23	25	6	64	0	0	61	3.3
L	17	MICHAEL RUPP	81	9:02	13	6	19	5	120	0	0	87	14.9
D	7	MARK EATON	79	19:45	3	13	16	5	26	0	0	65	4.6
D	74	JAY MCKEE	62	15:26	1	9	10	6	54	0	0	42	2.4
R	27	CRAIG ADAMS	82	11:05	0	10	10	5-	72	0	0	84	0.0
C	25	MAXIME TALBOT	45	12:13	2	5	7	9-	30	0	0	49	4.1
R	23	CHRIS CONNER	8	9:35	2	1	3	1-	0	0	0	11	18.2
R	28	ERIC GODARD	45	4:11	1	2	3	2	76	0	0	17	5.9
D	6	*BEN LOVEJOY	12	16:37	0	3	3	8	2	0	0	14	0.0
R	42	*NICK JOHNSON	6	10:06	1	1	2	2-	2	0	0	7	14.3
D	5	DERYK ENGELLAND	9	16:08	0	2	2	2-	17	0	0	4	0.0
C	38	*MARK LETSUT	10	9:37	0	1	1	2-	2	0	0	9	11.1
G	1	BRENT JOHNSON	23	48:10	0	1	1	0	0	0	0	0	0.0
G	29	MARC-ANDRE FLEURY	67	56:41	0	1	1	0	10	0	0	0	0.0
R	22	*TIM WALLACE	1	5:50	0	0	0	0	0	0	0	0	0.0
C	56	ERIC TANGRADI	1	13:49	0	0	0	0	0	0	0	3	0.0
C	15	*DUSTIN JEFFREY	1	8:35	0	0	0	0	0	0	0	0	0.0
G	36	*JOHN CURRY	1	24:29	0	0	0	0	0	0	0	0	0.0
G	40	*ALEXANDER PECHURSKI	1	35:31	0	0	0	0	0	0	0	0	0.0
D	2	NATHAN GUENIN	2	13:32	0	0	0	2-	0	0	0	1	0.0

SAN JOSE SHARKS

POS	NO.	PLAYER	GP	AVG TOI	G	A	PTS	PIM	PP	SH	GW	S	PCTG
C	19	JOE THORNTON	79	19:51	20	69	89	17	54	4	1	141	14.2
C	12	PATRICK MARLEAU	82	21:12	44	39	83	21	22	12	4	274	16.1
L	15	DANY HEATLEY	82	20:13	39	43	82	14	54	18	1	280	13.9
D	22	DAN BOYLE	76	26:12	15	43	58	6	70	6	0	180	8.3
L	29	RYANE CLOWE	82	17:10	19	38	51	0	131	2	0	189	10.1
C	8	JOE PAVELSKI	67	19:28	25	26	51	1	26	3	1	228	11.0
R	16	DEVIN SETOGUCHI	70	15:17	20	16	36	0	19	8	0	165	12.1
C	27	MANNY MALHOTRA	71	15:37	14	19	33	17	41	2	0	111	12.6
D	4	ROB BLAKE	70	21:21	7	23	30	14	60	4	0	182	3.8
D	40	KENT HUSKINS	82	17:29	3	19	22	6	47	0	0	47	6.4
D	60	*JASON DEMERS	51	15:25	4	17	21	5	21	3	0	52	7.7
D	41	JED ORTMAYER	76	11:30	8	11	19	4	37	0	1	131	6.1
C	21	SCOTT NICHOL	79	13:03	4	15	19	0	72	0	1	93	4.3
D	3	DOUGLAS MURRAY	79	20:20	4	13	17	3	66	1	0	85	4.7
D	44	MARC-EDOUARD VLASIC	64	22:05	3	13	16	21	33	1	0	74	4.1
L	64	JAMIE MCGINN	59	9:59	10	3	13	3-	38	0	0	76	13.2
L	17	TORREY MITCHELL	56	11:25	2	9	11	6	27	0	0	59	3.4
C	39	*LOGAN COUTURE	25	10:15	5	4	9	4	6	1	0	42	11.9
D	7	NICLAS WALLIN	70	17:19	0	7	7	5-	49	0	0	72	0
R	59	BRAD STAUBITZ	47	6:12	3	3	6	0	110	0	0	24	12.5
L	68	*FRAZER MCLAREN	23	6:02	1	5	6	6	54	0	0	13	7.7
R	53	RYAN VESCE	9	10:57	3	2	5	1-	0	0	0	20	15.0
C	78	*BENN FERRIERO	24	11:08	2	3	5	4	18	0	0	42	4.8
D	65	*DEREK JOSLIN	24	13:52	0	3	3	1	12	0	0	19	0
D	28	JAY LEACH	35	14:45	1	1	2	3	25	0	0	30	3.3
C	36	DWIGHT HELMINEN	4	10:59	1	0	1	1-	0	0	0	1	100.0
D	47	JOE CALLAHAN	1	9:34	0	1	1	1	0	0	0	0	0
L	48	*STEVEN ZALEWSKI	3	8:19	0	0	0	2-	0	0	0	3	0
C	43	*JOHN MCCARTHY	4	9:07	0	0	0	3-	0	0	0	3	0
G	1	*THOMAS GREISS	16	48:54	0	0	0	0	2	0	0	0	0
G	20	EVGENI NABOKOV	71	59:04	0	0	0	0	6	0	0	0	0

ST. LOUIS BLUES

POS		NO.	PLAYER	GP	AVG TOI	G	A	PTS	PIM	PP	SH	GW	S	PCTG	
C	10	ANDY MCDONALD	79	18:07	24	33	57	9-	18	6	0	3	191	12.6	
C	74	T.J. OSHIE	76	18:19	18	30	48	1-	36	1	1	3	158	11.4	
D	42	DAVID BACKES	79	18:18	17	31	48	4-	106	5	0	3	163	10.4	
C	20	ALEXANDER STEEN	68	16:16	24	23	47	6	30	7	2	4	189	12.7	
L	57	DAVID PERRON	82	16:09	20	27	47	10-	60	5	1	2	166	12.0	
L	9	PAUL KARIYA	75	17:09	18	25	43	7-	36	3	0	2	227	8.1	
C	22	BRAD BOYES	82	16:47	14	28	42	1	26	2	0	3	197	7.1	
D	6	ERIK JOHNSON	79	21:26	10	29	39	1	79	6	0	2	186	5.4	
C	7	KEITH TKACHUK	67	13:30	13	19	32	2-	56	5	0	1	120	10.8	
D	28	CARLO COLAIACOVO	67	17:18	7	25	32	8	60	4	1	1	74	9.5	
C	18	JAY MCCLEMENT	82	16:43	11	18	29	0	22	0	0	3	109	10.1	
D	21	PATRIK BERGLUND	71	13:30	13	13	26	5-	16	6	0	4	129	10.1	
D	46	ROMAN POLAK	78	19:58	4	17	21	7	59	0	0	1	73	5.5	
D	5	BARRET JACKMAN	66	22:40	2	15	17	3	81	0	1	0	73	2.7	
D	4	ERIC BREWER	59	21:26	8	7	15	17-	46	0	0	0	84	9.5	
R	26	BRANDON CROMBEEN	79	13:04	7	8	15	5-	168	0	0	1	120	5.8	
D	43	MIKE WEAVER	77	16:57	1	9	10	10	29	0	0	0	33	3.0	
L	15	BRAD WINCHESTER	64	9:03	3	5	8	3	108	1	0	0	69	4.3	
D	44	DARRYL SYDOR	47	16:42	0	8	8	6-	15	0	0	0	26	0	
R	36	MATT D'AGOSTINI	47	9:47	2	2	4	15-	28	0	0	0	54	3.7	
C	61	*LARS ELLER	7	10:49	2	0	2	2	4	1	0	0	8	25.0	
D	27	*ALEX PIETRANGELO	9	16:34	1	1	2	9-	6	0	0	0	7	14.3	
C	53	*JONAS JUNLAND	3	17:10	0	2	2	3-	0	0	0	0	7	0	
D	33	TYSON STRACHAN	6	14:22	0	2	2	3	4	0	0	0	7	0	
C	25	YAN STASTNY	4	9:29	1	0	1	1	0	0	0	0	7	14.3	
G	29	TY CONKLIN	26	55:48	0	1	1	0	4	0	0	0	0	0	0
C	17	DEREK ARMSTRONG	6	6:59	0	0	0	4	2-	2	0	0	6	0	
L	19	DWAYNE KING	12	4:30	0	0	0	4	33	0	0	0	5	0	
R	55	CAM JANSSEN	43	4:42	0	0	0	3-	190	0	0	0	11	0	
G	50	CHRIS MASON	61	57:34	0	0	0	0	0	0	0	0	0	0	0

TAMPA BAY LIGHTNING

POS	NO.	PLAYER	GP	AVG TOI	G	A	PTS	PIM	PP	SH	GW	S	PCTG
C	91	STEVEN STAMKOS	82	20:33	51	44	95	2-	38	24	1	297	17.2
R	26	MARTIN ST. LOUIS	82	21:48	29	65	94	8-	12	7	1	242	12.0
C	4	VINCENT LECAVALIER	82	19:47	24	46	70	16-	63	5	0	295	8.1
L	12	RYAN MALONE	69	18:45	21	26	47	8-	68	7	0	172	12.2
R	9	STEVE DOWNIE	79	14:42	22	24	46	14	208	7	0	116	19.

D	14	ANDREJ MESZAROS	81	20:10	6	11	17	14-	50	2	0	1	145	4.1
R	16	EDWARD PURCELL	60	12:51	6	9	15	9-	10	2	0	1	101	5.9
R	27	BRANDON BOCHENSKI	28	12:16	4	9	13	1-	2	1	0	0	43	9.3
D	39	MIKE LUNDIN	49	21:56	3	10	13	4-	18	0	0	0	42	7.1
D	44	MATTIAS OHLIND	67	22:43	0	13	13	4-	59	0	0	0	71	2.0
Q	44	NATE THOMPSON	71	13:43	2	13	10	1-	10	1	0	0	92	2.2
I	19	STEPHANE VEILLEUX	77	12:17	3	6	9	14-	48	0	0	0	94	3.2
I	38	PAUL SZCZECZURA	52	13:05	5	2	7	15-	18	1	0	1	83	6.0
I	17	TODD FEDORUK	50	7:31	3	3	6	12-	54	0	0	0	22	13.6
Q	43	*JAMES WRIGHT	48	11:38	2	3	5	9-	18	0	0	0	25	8.0
D	8	MATT WALKER	66	16:09	2	3	5	11-	90	0	0	0	54	3.7
Q	28	ZENON KONOPKA	74	8:08	2	3	5	11-	265	0	0	1	41	4.9
D	21	DAVID HALE	39	14:03	0	4	4	2-	25	0	0	0	25	9.0
D	54	PAUL RANGER	8	20:19	1	1	2	2-	6	0	0	0	11	9.1
R	37	MARK PARRISH	16	15:10	0	2	2	5-	4	0	0	0	10	9.0
D	32	MATT SMABY	33	13:28	0	2	2	4-	27	0	0	0	17	9.0
Q	30	ANTERO NIITTIMAKI	49	54:13	0	1	1	0	0	0	0	0	0	9.0
D	58	SCOTT JACKSON	1	13:44	0	0	0	0	0	0	0	0	1	9.0
D	40	*DUSTIN TOKARSKI	2	22:10	0	0	0	0	0	0	0	0	0	9.0
Q	34	RYAN CRAIG	3	9:47	0	0	0	0	5	0	0	0	5	9.0
D	56	*VLADIMIR MIHALIK	4	11:32	0	0	0	4-	2	0	0	0	1	9.0
D	55	MATT LASHOFF	5	8:53	0	0	0	2-	21	0	0	0	2	9.0
Q	49	*BLAIR JONES	14	12:50	0	0	0	5-	10	0	0	0	26	9.0
G	41	MIKE SMITH	42	54:06	0	0	0	0	14	0	0	0	0	9.0

TORONTO MAPLE LEAFS

		AVG												
POS	NO.	PLAYER	GP	TOI	G	A	PTS	PIM	PP	SH	GW	S	PCTG	
C	81	PHIL KESSEL	70	19:32	30	25	55	8-	21	8	0	5	297	10.1
D	15	TOMAS KABERLE	82	22:21	7	42	49	16-	24	3	0	1	158	4.4
I	41	NIKOLAI KULEMIN	78	16:22	16	20	36	0	16	0	1	3	145	11.0
I	84	MIKHAIL GRABOVSKI	59	16:47	10	25	35	3	10	2	1	3	126	7.9
D	3	DION PHANEUF	81	24:14	12	20	32	1	83	5	0	3	225	5.3
Q	42	*TYLER BOZAK	37	19:13	8	19	27	5-	6	2	0	1	51	15.7
D	22	FRANCOIS BEAUCHEMIN	82	25:27	5	21	26	13-	33	4	0	1	170	2.9
Q	39	JOHN MITCHELL	60	15:49	6	17	23	7-	31	1	0	1	90	6.7
D	2	LUKE SCHENN	79	16:52	5	12	17	2	50	0	0	1	101	5.0
D	36	*CARL GUNNARSSON	43	21:26	3	12	15	8	10	0	0	0	45	6.7
I	45	*VIKTOR STALBERG	40	14:36	9	5	14	13-	30	0	0	0	117	7.7
I	16	JAMIE LUNDMARK	36	13:47	5	7	12	7-	20	1	0	1	52	9.6
I	11	FREDRIK SJOSTROM	65	10:47	3	8	11	2-	12	0	0	0	64	4.7
D	4	JEFF FINGER	39	13:47	2	8	10	11-	20	0	0	0	29	6.9
Q	51	RICKARD WALLIN	30	12:38	2	7	9	7-	20	0	0	0	72	2.8
Q	18	WAYNE PRIMEAU	59	11:02	3	5	8	1-	35	0	0	0	47	6.4
I	33	*LUCA CAPUTI	23	14:07	2	6	8	1-	12	0	0	0	36	5.6
Q	20	*CHRISTIAN HANSON	31	13:22	2	5	7	2-	16	0	1	0	45	4.4
R	28	COLTON ORR	82	6:51	4	2	6	4-	239	0	0	1	43	9.3
D	7	GARNET EXELBY	51	10:05	1	3	4	8-	73	0	0	0	14	7.1
D	8	MICHAEL KOMISAREK	34	19:56	0	4	4	9-	40	0	0	0	35	9.0
D	38	*JAY ROSEHILL	15	6:14	1	1	2	2-	67	0	0	0	6	16.7
Q	50	*JONAS GUSTAVSSON	42	55:42	0	2	2	0	2	0	0	0	0	9.0
Q	37	TIM BRENT	1	13:21	0	0	0	0	0	0	0	0	3	9.0
C	56	*ANDRE DEVEAUX	1	6:09	0	0	0	1-	0	0	0	0	1	9.0
C	43	*NAZEM KADRI	1	17:26	0	0	0	0	1-	0	0	0	0	9.0
Q	44	*BRAYDEN IRWIN	2	10:05	0	0	0	0	2	0	0	0	3	9.0
G	35	JEAN-SEBASTIEN GIGUE	35	57:49	0	0	0	0	2	0	0	0	0	9.0

VANCOUVER CANUCKS

		AVG												
POS	NO.	PLAYER	GP	TOI	G	A	PTS	PIM	PP	SH	GW	S	PCTG	
C	33	HENRIK SEDIN	82	19:41	29	83	112	35	48	4	2	5	166	17.5
L	22	DANIEL SEDIN	63	19:08	29	56	85	36	28	8	0	8	225	12.9
C	17	RYAN KESLER	82	19:37	25	50	75	1	104	12	1	5	214	11.7
L	14	ALEX BURROWS	82	17:51	35	32	67	34	121	4	5	3	209	16.7
R	26	MIKAEL SAMUELSSON	74	17:10	30	23	53	10	64	7	0	4	219	13.7
L	21	MASON RAYMOND	82	17:19	25	28	53	0	48	8	0	4	217	11.5
D	5	CHRISTIAN EHRRHOFF	80	22:47	14	30	44	36	42	6	0	3	181	7.7
D	23	ALEXANDER EDLER	76	22:38	5	37	42	0	40	2	0	0	161	3.1
D	6	SAMI SALO	68	20:40	9	19	28	14	18	6	0	3	119	7.3
C	42	KYLE WELLWOOD	75	13:51	14	11	25	6	12	3	0	2	98	14.3
R	18	STEVE BERNIER	59	14:10	11	11	22	0	21	3	0	0	95	11.6
D	3	KEVIN BIEKSA	55	21:49	3	19	22	5-	85	1	0	0	95	3.2
R	38	PAVOL DEMITRA	28	16:12	3	13	16	3	0	1	0	0	53	5.7
R	36	JANNIK HANSEN	47	12:20	9	6	15	5-	18	0	1	3	67	13.4
D	8	WILLIE MITCHELL	48	22:36	4	8	12	13	48	0	0	1	47	8.5
D	41	ANDREW ALBERTS	76	15:22	3	9	12	6	87	0	0	0	50	6.0
L	40	*MICHAEL GRABNER	20	13:54	5	6	11	2	8	2	0	1	63	7.9
L	15	TANNER GLASS	67	10:28	4	7	11	5	115	0	0	0	52	7.7
Q	37	RICK RYPIEN	69	7:14	4	4	8	3-	126	0	0	1	61	6.6
D	55	SHANE O'BRIEN	65	17:00	2	6	8	15	79	0	0	0	37	5.4
Q	10	RYAN JOHNSON	58	10:37	1	4	5	4-	12	0	0	1	19	5.3
D	29	AARON ROME	49	15:10	0	4	4	2-	24	0	0	0	49	9.0
L	13	MATT PETTINGER	9	10:45	1	2	3	3	6	0	0	0	8	12.5
D	44	NOLAN BAUMGARTNER	12	14:12	1	1	2	7	2	0	0	0	12	8.3
D	34	BRAD LUKOWICH	13	11:13	1	1	2	5	4	0	0	1	1	100.0
L	24	DARCY HORDICHUK	56	6:01	1	1	2	7-	142	0	0	0	21	4.8
R	20	*GUILLAUME DESBIENS	1	9:25	0	0	0	0	2	0	0	0	0	9.0
G	35	*CORY SCHNEIDER	2	39:21	0	0	0	0	0	0	0	0	0	9.0
Q	62	*MARIO BLIZNAK	2	8:31	0	0	0	2-	0	0	0	0	0	9.0
D	64	*EVAN OBERG	2	6:17	0	0	0	0	0	0	0	0	0	9.0
R	25	*SERGEI SHIROKOV	6	12:49	0	0	0	4-	2	0	0	0	4	9.0
Q	49	*ALEXANDRE BOLDUC	15	9:58	0	0	0	3-	13	0	0	0	14	9.0
G	30	ANDREW RAYCROFT	21	46:03	0	0	0	0	4	0	0	0	0	9.0
G	1	ROBERTO LUONGO	68	57:20	0	0	0	0	0	0	0	0	0	9.0

WASHINGTON CAPITALS

POS	NO.	PLAYER	GP	AVG	TOI	G	A	PTS	PIM	PP	SH	GW	S	PCTG
L	8	ALEXANDER OVECHKIN	72	21:47	50	59	109	45	89	13	0	7	368	13.6
L	19	NICKLAS BACKSTROM	82	20:26	33	68	101	37	50	11	0	4	222	14.9
L	28	ALEXANDER SEMIN	73	19:07	40	44	84	36	66	8	2	5	278	14.4
D	52	MIKE GREEN	75	25:28	19	57	76	39	54	10	0	4	205	9.3
Q	21	BROOKS LAICH	78	18:17	25	34	59	16	34	12	1	4	222	11.3
R	22	MIKE KNUBLE	69	16:52	29	24	53	23	59	6	0	5	151	19.2
R	14	TOMAS FLEISCHMANN	69	16:02	23	28	51	9	28	7	0	4	121	19.0
Q	9	BRENDAN MORRISON	74	15:44	12	30	42	23	40	3	0	3	105	11.4
Q	18	ERIC BELANGER	77	15:30	15	26	43	2	32	3	0	3	151	9.9
R	16	ERIC FEHR	69	12:07	21	18	39	18	24	3	0	3	145	14.5
L	25	JASON CHIMERA	78	13:41	15	19	34	1-	98	1	0	1	160	9.4
R	10	MATT BRADLEY	77	11:01	10	14	24	6	47	0	1	5	98	10.2
D	3	TOM POTI	70	21:24	4	20	24	26	42	2	0	0	69	5.8
D	55	JEFF SCHULTZ	73	19:51	3	20	23	50	32	0	0	0	43	7.0
Q	37	JOSEPH CORVO	52	23:18	6	12	18	10-	12	5	0	0	99	6.1
Q	39	DAVID STECKEL	79	12:24	5	11	16	4	19	1	0	1	99	5.6
D	26	SHAYNE MORRISON	68	17:44	1	11	12	8	68	0	0	1	32	3.1
Q	15	BOYD GORDON	36	10:17	4	6	10	4	12	0	0	0	40	10.0
Q	85	*MATHIEU PERREAULT	21	11:21	4	5	9	4	6	1	0	0	27	14.8
R	24	SCOTT WALKER	42	9:41	5	3	8	3-	32	1	0	1	63	7.9
D	8	TYLER SLOAN	40	14:14	2	4	6	1-	22	0	0	0	34	5.9
D	74	*JOHN CARLSON	22	15:14	1	5	6	11	8	0	0	0	21	4.8
Q	4	JOHN ERSKINE	50	15:58	1	5	6	16	66	0	0	0	50	2.0
D	20	KEITH AUCOIN	9	8:47	1	4	5	2-	0	0	0	0	4	25.0
D	27	KARL ALZNER	21	16:24	0	5	5	2-	8	0	0	0	16	0.0
Q	53	QUINTIN LAING	36	9:38	2	2	4	2	21	0	0	0	38	5.3
L	3	ALEXANDRE GIROUX	36	10:22	1	3	3	1	17	0	0	0	21	1.7
L	56	*CHRIS BOURQUE	21	9:44	0	1	3	3	6	0	0	0	31	0.0
Q	83	*JAY BEAGLE	7	9:15	1	1	2	1-	2	0	0	0	10	10.0
C	57	KYLE WILSON	2	9:41	0	2	2	1	2	0	0	0	1	0.0
G	60	JOSE THEODORE	47	55:00	0	2	2	0	0	0	0	0	0	0.0
G	40	*SEMYON VARLAMOV	26	58:44	0	1	1	0	0	0	0	0	0	0.0
R	63	*ANDREW GORDON	2	6:41	0	0	0	2-	0	0	0	0	0	0.0
L	34	BOYD KANE	3	8:12	0	0	0	1-	2	0	0	0	2	0.0

G	30	*MICHAL NEUVIRTH	17	51:18	0	0	0	0	0	0	0	0	0	0	0	.0
--- TRADED PLAYERS ---																
* INDICATES ROOKIE																
POS	NO.	PLAYER	TEAM	GP	AVG	G	A	PT	PIM	PP	SH	GW			S	PCTG
D	41	ANDREW ALBERTS	CAR	62	15:04	2	8	10	7	74	0	0	0		38	5.3
			VAN	14	16:45	1	1	2	1-	13	0	0	0		12	8.3
			TOTAL	76	15:22	3	9	12	6	87	0	0	0		50	6.0
R	76	EVGENY ARTYUKHIN	ANA	37	9:04	4	5	9	0	41	0	0	0		21	19.0
			ATL	17	8:38	5	2	7	4-	31	0	0	0		21	23.8
			TOTAL	54	8:56	9	7	16	4-	72	0	0	0		42	21.4
G	31	ALEX AULD	DAL	21	56:14	0	2	2	0	2	0	0	0		0	.0
			NYR	3	39:30	0	0	0	0	0	0	0	0		0	.0
			TOTAL	24	54:08	0	2	2	0	2	0	0	0		0	.0
D	45	CAMERON BARKER	CHI	51	13:05	4	10	14	7	58	3	0	1		74	5.4
			MIN	19	22:01	1	6	7	2-	10	1	0	0		31	3.2
			TOTAL	70	15:31	5	16	21	5	68	4	0	1		105	4.8
C	18	ERIC BELANGER	MIN	60	15:45	13	22	35	1-	28	3	0	3		120	10.8
			WSH	17	14:39	2	4	6	3	4	0	0	0		31	6.5
			TOTAL	77	15:30	15	26	41	2	32	3	0	3		151	9.9
R	18	*NICLAS BERGFORS	N.J	54	14:52	13	14	27	7-	10	8	0	4		134	9.7
			ATL	27	16:29	8	9	17	3-	0	1	0	2		83	9.6
			TOTAL	81	15:25	21	23	44	10-	10	9	0	6		217	9.7
R	12	BYRON BITZ	BOS	45	10:56	4	5	9	9-	31	0	0	2		51	7.8
			FLA	7	11:37	1	1	2	1	2	0	0	0		7	14.3
			TOTAL	52	11:02	5	6	11	8-	33	0	0	2		58	8.6
L	33	JASON BLAKE	TOR	56	15:50	10	16	26	4-	26	2	0	2		170	5.9
			ANA	26	16:02	6	9	15	6-	10	4	0	0		69	8.7
			TOTAL	82	15:54	16	25	41	10-	36	6	0	2		239	6.7
L	56	*CHRIS BOURQUE	PIT	20	9:34	0	3	3	4-	10	0	0	0		20	.0
			WSH	1	9:37	0	0	0	2-	0	0	0	0		1	.0
			TOTAL	21	9:34	0	3	3	6-	10	0	0	0		21	.0
C	14	DUSTIN BOYD	CGY	60	12:14	8	11	19	5	15	0	0	2		80	10.0
			NSH	18	12:11	3	2	5	1	4	0	0	1		32	9.4
			TOTAL	78	12:13	11	13	24	6	19	0	0	3		112	9.8
D	24	NICK BOYNTON	ANA	42	16:45	1	6	7	1	59	1	0	0		39	2.6
			CHI	7	15:56	0	1	1	4	12	0	0	0		11	.0
			TOTAL	49	16:38	1	7	8	5	71	1	0	0		50	2.0
L	33	*LUCA CAPUTI	PIT	4	11:46	1	1	2	1-	2	0	0	0		4	25.0
			TOR	19	14:37	1	5	6	0	10	0	0	0		32	3.1
			TOTAL	23	14:07	2	6	8	1-	12	0	0	0		36	5.6
L	25	JASON CHIMERA	CBJ	39	14:46	8	9	17	7-	47	1	0	1		92	8.7
			WSH	39	12:36	7	10	17	6	51	0	0	0		68	10.3
			TOTAL	78	13:41	15	19	34	1-	98	1	0	1		160	9.4
C	28	KYLE CHIPCHURA	MTL	19	8:37	0	0	0	10-	16	0	0	0		11	.0
			ANA	55	12:28	6	6	12	2-	56	0	1	1		43	14.0
			TOTAL	74	11:29	6	6	12	12-	72	0	1	1		54	11.1
C	26	ERIK CHRISTENSEN	ANA	9	11:26	0	0	0	3-	2	0	0	0		9	.0
			NYR	49	15:28	8	18	26	14	24	1	0	1		77	10.4
			TOTAL	58	14:50	8	18	26	11	26	1	0	1		86	9.3
R	11	CHRIS CLARK	WSH	38	11:39	4	11	15	4-	27	0	0	1		59	6.8
			CBJ	36	12:06	3	2	5	8-	21	0	0	0		46	6.5
			TOTAL	74	11:52	7	13	20	12-	48	0	0	1		105	6.7
D	77	JOSEPH CORVO	CAR	34	25:13	4	8	12	6-	10	4	0	0		76	5.3
			WSH	18	19:40	2	4	6	4-	2	1	0	0		23	8.7
			TOTAL	52	23:18	6	12	18	10-	12	5	0	0		99	6.1
C	7	MATT CULLEN	CAR	60	19:01	12	28	40	0	26	1	2	1		137	8.8
			OTT	21	17:58	4	4	8	7-	8	1	0	1		58	6.9
			TOTAL	81	18:45	16	32	48	7-	34	2	2	2		195	8.2
R	36	MATT D'AGOSTINI	MTL	40	9:53	2	2	4	12-	26	0	0	0		48	4.2
			STL	7	9:13	0	0	0	3-	2	0	0	0		6	.0
			TOTAL	47	9:47	2	2	4	15-	28	0	0	0		54	3.7
C	16	ANDREW EBBETT	ANA	2	12:54	0	0	0	1-	0	0	0	0		1	.0
			CHI	10	10:43	1	0	1	1	2	0	0	0		14	7.1
			MIN	49	13:05	8	6	14	8-	6	2	0	2		57	14.0
			TOTAL	61	12:41	9	6	15	8-	8	2	0	2		72	12.5
D	25	ANDERS ERIKSSON	PHX	12	15:44	0	3	3	0	2	0	0	0		4	.0
			NYR	8	14:29	0	2	2	2	0	0	0	0		2	.0
			TOTAL	20	15:14	0	5	5	2	2	0	0	0		6	.0
G	35	JEAN-SEBASTIEN GIGUE	ANA	20	55:25	0	0	0	0	2	0	0	0		0	.0
			TOR	15	61:01	0	0	0	0	0	0	0	0		0	.0
			TOTAL	35	57:49	0	0	0	0	2	0	0	0		0	.0
D	37	DENIS GREBESHKOV	EDM	47	21:49	6	13	19	16-	26	1	0	0		43	14.0
			NSH	4	16:28	1	1	2	0	6	0	0	0		4	25.0
			TOTAL	51	21:24	7	14	21	16-	32	1	0	0		47	14.9
R	11	NIKLAS HAGMAN	TOR	55	16:08	20	13	33	3-	23	4	0	1		148	13.5
			CGY	27	16:04	5	6	11	1-	2	0	0	1		68	7.4
			TOTAL	82	16:07	25	19	44	4-	25	4	0	2		216	11.6
C	22	JEFF HALPERN	T.B	55	15:38	9	8	17	13-	27	2	0	1		65	13.8
			L.A	16	10:40	0	2	2	1-	12	0	0	0		6	.0
			TOTAL	71	14:31	9	10	19	14-	39	2	0	1		71	12.7
L	21	CHRISTOPHER HIGGINS	NYR	55	17:54	6	8	14	9-	32	0	0	1		137	4.4
			CGY	12	15:51	2	1	3	0	0	0	0	0		28	7.1
			TOTAL	67	17:32	8	9	17	9-	32	0	0	1		165	4.8
D	2	AARON JOHNSON	CGY	22	12:10	1	2	3	0	19	0	0	0		13	7.7
			EDM	19	19:40	3	4	7	6-	16	1	0	0		23	13.0
			TOTAL	41	15:38	4	6	10	6-	35	1	0	0		36	11.1
D	8	KIM JOHNSON	MIN	52	23:46	6	8	14	3	26	3	0	0		84	7.1
			CHI	8	16:24	1	2	3	7	4	0	0	0		10	10.0
			TOTAL	60	22:47	7	10	17	10	30	3	0	0		94	7.4
C	12	OLLI JOKINEN	CGY	56	18:30	11	24	35	2	53	2	0	2		162	6.8
			NYR	26	16:28	4	11	15	1	22	1	0	1		74	5.4
			TOTAL	82	17:51	15	35	50	3	75	3	0	3		236	6.4
R	28	RYAN JONES	NSH	41	10:42	7	4	11	3	18	2	0	0		53	13.2
			EDM	8	10:20	1	0	1	3-	8	0	0	0		9	11.1
			TOTAL	49	10:38	8	4	12	0	26	2	0	0		62	12.9
D	23	MILAN JURCINA	WSH	27	17:26	0	4	4	0	14	0	0	0		32	.0
			CBJ	17	18:01	1	2	3	2	10	0	0	1		17	5.9
			TOTAL	44	17:40	1	6	7	2	24	0	0	1		49	2.0
R	12	CHUCK KOBASEW	BOS	7	14:22	0	1	1	2-	2	0	0	0		13	.0

			MIN	42	13:50	9	5	14	9-	16	2	0	2	58	15.5
			TOTAL	49	13:54	9	6	15	11-	18	2	0	2	71	12.7
R	26	ALES KOTALIK	NYR	45	13:56	8	14	22	18-	38	4	0	3	100	8.0
			CGY	26	14:36	3	2	5	1	28	1	0	1	72	4.2
			TOTAL	71	14:10	11	16	27	17-	67	5	0	4	172	6.4
L	17	ILYA KOVALCHUK	ATL	49	22:14	31	27	58	1	45	10	0	3	179	17.3
			N.J	27	21:40	10	17	27	9	8	2	0	1	111	9.0
			TOTAL	76	22:02	41	44	85	10	53	12	0	4	290	14.1
D	2	LUKAS KRAJICEK	T.B	23	17:31	0	1	1	4-	21	0	0	0	17	.0
			PHI	27	16:58	1	1	2	10-	14	0	0	0	25	4.0
			TOTAL	50	17:13	1	2	3	14-	35	0	0	0	42	2.4
L	48	GUILLAUME LATENDRESS	MTL	23	11:21	2	1	3	4-	4	0	0	0	27	7.4
			MIN	55	16:27	25	12	37	1	12	7	0	4	133	18.8
			TOTAL	78	14:57	27	13	40	3-	16	7	0	4	160	16.9
D	28	JAY LEACH	MTL	7	13:02	0	0	0	0	5	0	0	0	4	.0
			S.J	28	15:11	1	1	2	3	20	0	0	0	26	3.8
			TOTAL	35	14:45	1	1	2	3	25	0	0	0	30	3.3
G	49	MICHAEL LEIGHTON	CAR	7	50:02	0	0	0	0	0	0	0	0	0	.0
			PHI	27	53:40	0	1	1	0	0	0	0	0	0	.0
			TOTAL	34	52:55	0	1	1	0	0	0	0	0	0	.0
L	22	*VILLE LEINO	DET	42	13:12	4	3	7	10-	6	1	0	1	54	7.4
			PHI	13	12:39	2	2	4	2	4	0	0	1	23	8.7
			TOTAL	55	13:05	6	5	11	8-	10	1	0	2	77	7.8
D	4	JORDAN LEOPOLD	FLA	61	22:25	7	11	18	7-	22	1	0	1	69	10.1
			PIT	20	20:26	4	4	8	5	6	0	0	2	26	15.4
			TOTAL	81	21:55	11	15	26	2-	28	1	0	3	95	11.6
C	16	JAMIE LUNDMARK	CGY	21	15:22	4	5	9	6-	4	1	0	1	36	11.1
			TOR	15	11:34	1	2	3	1-	16	0	0	0	16	6.3
			TOTAL	36	13:47	5	7	12	7-	20	1	0	1	52	9.6
L	41	CLARKE MACARTHUR	BUF	60	14:22	13	13	26	14-	47	3	0	3	99	13.1
			ATL	21	15:36	3	6	9	2-	2	1	1	0	30	10.0
			TOTAL	81	14:41	16	19	35	16-	49	4	1	3	129	12.4
G	30	JOEY MACDONALD	TOR	6	53:08	0	0	0	0	0	0	0	0	0	.0
			ANA	0		0	0	0	0	0	0	0	0	0	.0
			TOTAL	6	53:08	0	0	0	0	0	0	0	0	0	.0
L	33	STEVE MACINTYRE	EDM	4	1:34	0	0	0	0	7	0	0	0	0	.0
			FLA	18	3:10	0	1	1	3-	17	0	0	0	3	.0
			TOTAL	22	2:52	0	1	1	3-	24	0	0	0	3	.0
R	19	JAMAL MAYERS	TOR	44	8:54	2	6	8	5-	78	0	0	0	47	4.3
			CGY	27	9:11	1	5	6	2	53	0	0	1	28	3.6
			TOTAL	71	9:00	3	11	14	3-	131	0	0	1	75	4.0
G	31	CURTIS MCELHINNEY	CGY	10	50:14	0	0	0	0	0	0	0	0	0	.0
			ANA	10	52:08	0	0	0	0	0	0	0	0	0	.0
			TOTAL	20	51:11	0	0	0	0	0	0	0	0	0	.0
L	20	DREW MILLER	T.B	14	12:13	0	0	0	3-	2	0	0	0	10	.0
			DET	66	12:42	10	9	19	5	10	1	1	3	93	10.8
			TOTAL	80	12:37	10	9	19	2	12	1	1	3	103	9.7
L	33	FREDRIK MODIN	CBJ	24	14:40	2	4	6	6-	12	0	0	2	35	5.7
			L.A	20	14:54	3	2	5	2-	14	2	0	0	32	9.4
			TOTAL	44	14:46	5	6	11	8-	26	2	0	2	67	7.5
C	42	DOMINIC MOORE	FLA	48	14:54	8	9	17	7-	35	2	1	0	81	9.9
			MTL	21	14:40	2	9	11	4	8	0	1	0	38	5.3
			TOTAL	69	14:50	10	18	28	3-	43	2	2	0	119	8.4
D	53	DEREK MORRIS	BOS	58	22:00	3	22	25	2-	26	2	0	0	95	3.2
			PHX	18	19:39	1	3	4	4	11	0	0	0	25	4.0
			TOTAL	76	21:26	4	25	29	2	37	2	0	0	120	3.3
R	88	PETER MUELLER	PHX	54	12:55	4	13	17	5-	8	1	0	1	89	4.5
			COL	15	17:50	9	11	20	4	8	3	0	1	35	25.7
			TOTAL	69	13:59	13	24	37	1-	16	4	0	2	124	10.5
C	71	PETTERI NOKELAINEN	ANA	50	12:55	4	7	11	7-	21	0	0	0	70	5.7
			PHX	17	10:24	1	1	2	2-	6	0	0	0	18	5.6
			TOTAL	67	12:17	5	8	13	9-	27	0	0	0	88	5.7
D	29	JOHNNY ODUYA	N.J	40	21:11	2	2	4	2	18	0	0	0	44	4.5
			ATL	27	21:22	1	8	9	6	12	0	0	0	24	4.2
			TOTAL	67	21:15	3	10	13	8	30	0	0	0	68	4.4
D	4	NATHAN PAETSCH	BUF	11	9:39	1	1	2	2	6	0	0	0	9	11.1
			CBJ	10	11:14	0	0	0	5-	6	0	0	0	8	.0
			TOTAL	21	10:24	1	1	2	3-	12	0	0	0	17	5.9
L	20	DANIEL PAILLE	BUF	2	10:22	0	1	1	1	0	0	0	0	2	.0
			BOS	74	13:48	10	9	19	4-	12	0	1	0	118	8.5
			TOTAL	76	13:43	10	10	20	3-	12	0	1	0	120	8.3
D	3	DION PHANEUF	CGY	55	23:14	10	12	22	3	49	5	0	2	138	7.2
			TOR	26	26:21	2	8	10	2-	34	0	0	1	87	2.3
			TOTAL	81	24:14	12	20	32	1	83	5	0	3	225	5.3
D	45	ALEXANDRE PICARD	OTT	45	19:02	4	11	15	2-	20	1	0	1	64	6.3
			CAR	9	15:04	0	0	0	2	6	0	0	0	7	.0
			TOTAL	54	18:23	4	11	15	0	26	1	0	1	71	5.6
L	23	ALEXEI PONIKAROVSKY	TOR	61	16:49	19	22	41	5	44	4	0	1	147	12.9
			PIT	16	15:05	2	7	9	6-	17	1	0	0	37	5.4
			TOTAL	77	16:27	21	29	50	1-	61	5	0	1	184	11.4
C	32	KEVIN PORTER	PHX	4	7:21	0	0	0	1	0	0	0	0	3	.0
			COL	16	13:12	2	1	3	4-	0	0	1	0	18	11.1
			TOTAL	20	12:02	2	1	3	3-	0	0	1	0	21	9.5
D	5	BRIAN POTHIER	WSH	41	18:02	4	7	11	12	10	1	0	1	57	7.0
			CAR	20	21:00	1	3	4	8-	11	0	0	1	24	4.2
			TOTAL	61	19:01	5	10	15	4	21	1	0	2	81	6.2
L	57	BENOIT POULIOT	MIN	14	11:56	2	2	4	0	12	0	0	0	19	10.5
			MTL	39	16:43	15	9	24	8	31	4	0	3	92	16.3
			TOTAL	53	15:27	17	11	28	8	43	4	0	3	111	15.3
R	8	BRANDON PRUST	CGY	43	6:32	1	4	5	6	98	0	0	1	23	4.3
			NYR	26	9:19	4	5	9	3	65	0	0	2	21	19.0
			TOTAL	69	7:35	5	9	14	9	163	0	0	3	44	11.4
R	16	EDWARD PURCELL	L.A	41	11:21	3	3	6	1-	4	1	0	1	55	5.5
			T.B	19	16:05	3	6	9	8-	6	1	0	0	46	6.5
			TOTAL	60	12:51	6	9	15	9-	10	2	0	1	101	5.9
D	29	ANSSI SALMELA	ATL	29	13:10	1	4	5	4	22	0	0	0	27	3.7
			N.J	9	14:26	1	2	3	5-	0	0	1	0	14	7.1
			TOTAL	38	13:28	2	6	8	1-	22	0	1	0	41	4.9
D	23	MATHIEU SCHNEIDER	VAN	17	15:14	2	3	5	0	12	1	0	0	14	14.3

			PHX	8	20:49	0	4	4	5	4	0	0	0	23	.0
			TOTAL	25	17:01	2	7	9	5	16	1	0	0	37	5.4
R	24	BRANDON SEGAL	L.A	25	6:46	1	1	2	0	20	0	0	0	24	4.2
			DAL	19	11:20	5	5	10	3	18	0	0	2	31	16.1
			TOTAL	44	8:44	6	6	12	3	38	0	0	2	55	10.9
D	44	DENNIS SEIDENBERG	FLA	62	22:54	2	21	23	3-	33	1	0	0	116	1.7
			BOS	17	22:57	2	7	9	9	6	1	0	1	37	5.4
			TOTAL	79	22:55	4	28	32	6	39	2	0	1	153	2.6
L	45	JODY SHELLEY	S.J	36	6:33	0	3	3	1	78	0	0	0	20	.0
			NYR	21	7:06	2	4	6	4	37	0	0	0	29	6.9
			TOTAL	57	6:45	2	7	9	5	115	0	0	0	49	4.1
L	11	FREDRIK SJOSTROM	CGY	46	9:31	1	5	6	2	8	0	0	0	33	3.0
			TOR	19	13:51	2	3	5	4-	4	0	0	0	31	6.5
			TOTAL	65	10:47	3	8	11	2-	12	0	0	0	64	4.7
D	28	MARTIN SKOULA	PIT	33	16:43	3	5	8	4-	6	1	0	0	23	13.0
			N.J	19	18:36	0	3	3	7	4	0	0	0	11	.0
			TOTAL	52	17:24	3	8	11	3	10	1	0	0	34	8.8
D	27	STEVE STAIOS	EDM	40	18:50	0	7	7	19-	59	0	0	0	45	.0
			CGY	18	18:22	1	2	3	8-	16	1	0	0	16	6.3
			TOTAL	58	18:42	1	9	10	27-	75	1	0	0	61	1.6
C	18	MATT STAJAN	TOR	55	18:47	16	25	41	3-	30	7	0	2	99	16.2
			CGY	27	19:10	3	13	16	3-	2	0	0	2	33	9.1
			TOTAL	82	18:54	19	38	57	6-	32	7	0	4	132	14.4
R	22	LEE STEPNIK	TOR	62	17:53	14	16	30	10-	18	5	1	1	164	8.5
			PHX	18	15:21	14	4	18	10	8	4	0	1	48	29.2
			TOTAL	80	17:19	28	20	48	0	26	9	1	2	212	13.2
D	5	ANDY SUTTON	NYI	54	20:48	4	8	12	3-	73	0	0	0	58	6.9
			OTT	18	19:13	1	0	1	7-	34	0	0	0	19	5.3
			TOTAL	72	20:24	5	8	13	10-	107	0	0	0	77	6.5
C	44	NATE THOMPSON	NYI	39	12:56	1	5	6	14-	39	0	0	0	48	2.1
			T.B	32	13:57	1	3	4	3-	17	0	0	0	44	2.3
			TOTAL	71	13:23	2	8	10	17-	56	0	0	0	92	2.2
C	19	JIRI TLUSTY	TOR	2	12:13	0	0	0	2-	0	0	0	0	2	.0
			CAR	18	12:35	1	5	6	2	6	0	0	0	15	6.7
			TOTAL	20	12:33	1	5	6	0	6	0	0	0	17	5.9
L	17	RAFFI TORRES	CBJ	60	13:34	19	12	31	8-	32	7	0	3	99	19.2
			BUF	14	13:20	0	5	5	3-	2	0	0	0	21	.0
			TOTAL	74	13:31	19	17	36	11-	34	7	0	3	120	15.8
G	35	VESA TOSKALA	TOR	26	53:34	0	0	0	0	4	0	0	0	0	.0
			ANA	0	0	0	0	0	0	0	0	0	0	0	.0
			CGY	6	35:19	0	0	0	0	0	0	0	0	0	.0
			TOTAL	32	50:09	0	0	0	0	4	0	0	0	0	.0
D	17	LUBOMIR VISNOVSKY	EDM	57	20:45	10	22	32	4-	16	4	0	1	78	12.8
			ANA	16	25:59	5	8	13	6-	4	1	0	1	53	9.4
			TOTAL	73	21:54	15	30	45	10-	20	5	0	2	131	11.5
R	24	SCOTT WALKER	CAR	33	9:50	3	2	5	4-	23	1	0	0	50	6.0
			WSH	9	9:11	2	1	3	1	9	0	0	1	13	15.4
			TOTAL	42	9:41	5	3	8	3-	32	1	0	1	63	7.9
D	7	NICLAS WALLIN	CAR	47	17:47	0	5	5	5-	26	0	0	0	50	.0
			S.J	23	16:22	0	2	2	0	23	0	0	0	22	.0
			TOTAL	70	17:19	0	7	7	5-	49	0	0	0	72	.0
D	4	AARON WARD	CAR	60	18:06	1	10	11	17-	54	0	0	0	32	3.1
			ANA	17	14:26	0	2	2	2	8	0	0	0	9	.0
			TOTAL	77	17:18	1	12	13	15-	62	0	0	0	41	2.4
D	3	IAN WHITE	TOR	56	23:47	9	17	26	1	39	2	0	1	130	6.9
			CGY	27	20:42	4	8	12	7	12	1	0	0	43	9.3
			TOTAL	83	22:47	13	25	38	8	51	3	0	1	173	7.5
D	6	RYAN WHITNEY	ANA	62	24:33	4	24	28	6-	48	3	0	0	107	3.7
			EDM	19	25:22	3	8	11	7	22	0	0	1	44	6.8
			TOTAL	81	24:45	7	32	39	1	70	3	0	1	151	4.6
L	86	WOJTEK WOLSKI	COL	62	18:56	17	30	47	15	21	2	0	4	156	10.9
			PHX	18	18:01	6	12	18	6	6	0	0	1	39	15.4
			TOTAL	80	18:44	23	42	65	21	27	2	0	5	195	11.8
C	18	STEPHANE YELLE	CAR	59	9:21	4	3	7	6-	28	0	1	0	34	11.8
			COL	11	9:59	0	1	1	0	4	0	0	0	5	.0
			TOTAL	70	9:27	4	4	8	6-	32	0	1	0	39	10.3

STANLEY CUP PLAYOFF SCHEDULE
Conference Quarterfinals
(BEST-OF-SEVEN SERIES)

EASTERN CONFERENCE
SERIES 'A'

Thu	Apr	15	MONTREAL	AT	WASHINGTON	
Sat	Apr	17	MONTREAL	AT	WASHINGTON	
Mon	Apr	19	WASHINGTON	AT	MONTREAL	
Wed	Apr	21	WASHINGTON	AT	MONTREAL	
Fri	Apr	23	MONTREAL	AT	WASHINGTON	(IF NECESSARY)
Mon	Apr	26	WASHINGTON	AT	MONTREAL	(IF NECESSARY)
Wed	Apr	28	MONTREAL	AT	WASHINGTON	(IF NECESSARY)

SERIES 'B'

Wed	Apr	14	PHILADELPHIA	AT	NEW JERSEY	
Fri	Apr	16	PHILADELPHIA	AT	NEW JERSEY	
Sun	Apr	18	NEW JERSEY	AT	PHILADELPHIA	
Tue	Apr	20	NEW JERSEY	AT	PHILADELPHIA	
Thu	Apr	22	PHILADELPHIA	AT	NEW JERSEY	(IF NECESSARY)
Sun	Apr	25	NEW JERSEY	AT	PHILADELPHIA	(IF NECESSARY)
Tue	Apr	27	PHILADELPHIA	AT	NEW JERSEY	(IF NECESSARY)

SERIES 'C'

Thu	Apr	15	BOSTON	AT	BUFFALO	
Sat	Apr	17	BOSTON	AT	BUFFALO	
Mon	Apr	19	BUFFALO	AT	BOSTON	
Wed	Apr	21	BUFFALO	AT	BOSTON	
Fri	Apr	23	BOSTON	AT	BUFFALO	(IF NECESSARY)
Mon	Apr	26	BUFFALO	AT	BOSTON	(IF NECESSARY)
Wed	Apr	28	BOSTON	AT	BUFFALO	(IF NECESSARY)

SERIES 'D'

Wed	Apr	14	OTTAWA	AT	PITTSBURGH	
Fri	Apr	16	OTTAWA	AT	PITTSBURGH	
Sun	Apr	18	PITTSBURGH	AT	OTTAWA	
Tue	Apr	20	PITTSBURGH	AT	OTTAWA	
Thu	Apr	22	OTTAWA	AT	PITTSBURGH	(IF NECESSARY)
Sat	Apr	24	PITTSBURGH	AT	OTTAWA	(IF NECESSARY)
Tue	Apr	27	OTTAWA	AT	PITTSBURGH	(IF NECESSARY)

WESTERN CONFERENCE
SERIES 'E'

Wed	Apr 14	COLORADO	AT	SAN JOSE	
Fri	Apr 16	COLORADO	AT	SAN JOSE	
Sun	Apr 18	SAN JOSE	AT	COLORADO	
Tue	Apr 20	SAN JOSE	AT	COLORADO	
Thu	Apr 22	COLORADO	AT	SAN JOSE	(IF NECESSARY)
Sat	Apr 24	SAN JOSE	AT	COLORADO	(IF NECESSARY)
Mon	Apr 26	COLORADO	AT	SAN JOSE	(IF NECESSARY)

SERIES 'F'

Fri	Apr 16	NASHVILLE	AT	CHICAGO	
Sun	Apr 18	NASHVILLE	AT	CHICAGO	
Tue	Apr 20	CHICAGO	AT	NASHVILLE	
Thu	Apr 22	CHICAGO	AT	NASHVILLE	
Sat	Apr 24	NASHVILLE	AT	CHICAGO	(IF NECESSARY)
Mon	Apr 26	CHICAGO	AT	NASHVILLE	(IF NECESSARY)
Wed	Apr 28	NASHVILLE	AT	CHICAGO	(IF NECESSARY)

SERIES 'G'

Thu	Apr 15	LOS ANGELES	AT	VANCOUVER	
Sat	Apr 17	LOS ANGELES	AT	VANCOUVER	
Mon	Apr 19	VANCOUVER	AT	LOS ANGELES	
Wed	Apr 21	VANCOUVER	AT	LOS ANGELES	
Fri	Apr 23	LOS ANGELES	AT	VANCOUVER	(IF NECESSARY)
Sun	Apr 25	VANCOUVER	AT	LOS ANGELES	(IF NECESSARY)
Tue	Apr 27	LOS ANGELES	AT	VANCOUVER	(IF NECESSARY)

SERIES 'H'

Wed	Apr 14	DETROIT	AT	PHOENIX	
Fri	Apr 16	DETROIT	AT	PHOENIX	
Sun	Apr 18	PHOENIX	AT	DETROIT	
Tue	Apr 20	PHOENIX	AT	DETROIT	
Fri	Apr 23	DETROIT	AT	PHOENIX	(IF NECESSARY)
Sun	Apr 25	PHOENIX	AT	DETROIT	(IF NECESSARY)
Tue	Apr 27	DETROIT	AT	PHOENIX	(IF NECESSARY)

--- TEAMS' OVERTIME RECORDS ---
(OT=OT LOSS, SO=SO LOSS)

	HOME					ROAD					OVERALL				
	GP	W	OT	SO	PTS	GP	W	OT	SO	PTS	GP	W	OT	SO	PTS
	-	-	-	-	-	-	-	-	-	-	-	-	-	-	-
PHX	10	8	0	2	18	16	11	1	4	27	26	19	1	6	45
NSH	10	7	1	2	17	10	7	1	2	17	20	14	2	4	34
PIT	10	6	3	1	16	11	8	2	1	19	21	14	5	2	35
CHI	14	10	2	2	24	9	5	0	4	14	23	15	2	6	38
OTT	11	7	1	3	18	5	3	0	2	8	16	10	1	5	26
VAN	5	2	0	2	7	8	6	0	2	14	13	8	1	4	21
L.A	13	7	0	6	20	10	7	1	2	17	23	14	1	8	37
MTL	12	7	3	2	19	13	8	2	3	21	25	15	5	5	40
NYI	12	8	2	2	20	13	6	3	4	19	25	14	5	6	39
MIN	10	6	0	4	16	8	4	1	3	12	18	10	1	7	28
N.J	6	2	2	2	8	9	6	0	3	15	15	8	2	5	23
EDM	9	5	2	2	14	8	4	0	4	12	17	9	2	6	26
BOS	10	4	0	6	14	17	10	4	3	27	27	14	4	9	41
BUF	12	6	2	4	18	8	4	2	2	12	20	10	4	6	30
STL	9	4	3	2	13	11	6	2	3	17	20	10	5	5	30
COL	8	5	2	1	13	10	4	2	4	14	18	9	4	5	27
PHI	7	4	1	2	11	5	2	2	1	7	12	6	3	3	18
CAR	10	7	1	2	17	9	2	4	3	11	12	9	7	5	28
WSH	13	7	1	3	17	19	4	4	3	15	24	11	7	6	35
DET	9	3	3	3	12	16	8	2	6	24	25	11	5	9	36
T.B	13	7	1	5	20	8	2	4	2	10	21	9	5	7	30
ANA	9	4	1	4	13	10	4	2	4	14	19	8	3	8	27
S.J	12	4	3	5	16	7	4	2	1	11	19	8	5	6	27
TOR	12	6	6	0	18	11	3	4	4	14	23	9	10	4	32
DAL	12	5	1	6	17	11	4	3	4	15	23	9	4	10	32
FLA	11	2	2	7	13	10	6	1	3	16	21	8	3	10	29
CGY	4	0	1	3	4	11	5	2	4	16	15	5	3	7	20
ATL	10	4	4	2	14	9	2	3	4	11	19	6	7	6	25
NYR	6	0	4	2	6	8	4	3	2	13	15	4	7	4	19
CBJ	12	3	3	6	15	8	2	2	4	10	20	5	5	10	25
TOT	301	150	58	93	451	301	151	59	91	452	301	150	117	184	451

LGM	DATE	SCORED BY	TEAM	TIME	FINAL	SCORE
2	Oct 1	JOSH GORGES	MONTREAL	4:47	MTL	4 AT TOR 3
11	Oct 3	BRIAN GIONTA	MONTREAL	2:42	MTL	2 AT BUF 1
27	Oct 6	DANIEL BRIERE	PHILADELPHIA	3:52	WSH	5 AT PHI 6
29	Oct 6	ANDREW BRUNETTE	MINNESOTA	3:08	ANA	3 AT MIN 4
37	Oct 8	MIKE FISHER	OTTAWA	0:32	NYI	2 AT OTT 3
71	Oct 12	BRENT SEABROOK	CHICAGO	0:26	CGY	5 AT CHI 6
86	Oct 15	ED JOVANOVSKI	PHOENIX	3:37	STL	2 AT PHX 3
122	Oct 22	SHEA WEBER	NASHVILLE	2:11	NSH	6 AT OTT 5
125	Oct 22	ADRIAN AUCOIN	PHOENIX	1:57	DET	2 AT PHX 3
126	Oct 22	MICHAEL HANDZUS	LOS ANGELES	0:55	DAL	4 AT L.A 5
130	Oct 24	MICHAEL CAMMALLERI	MONTREAL	2:42	NYR	4 AT MTL 5
132	Oct 24	BROOKS LAICH	WASHINGTON	1:00	WSH	3 AT NYI 2
139	Oct 24	CAL CLUTTERBUCK	MINNESOTA	1:55	CAR	2 AT MIN 3
149	Oct 26	ROMAN HAMRLIK	MONTREAL	1:32	NYI	2 AT MTL 3
162	Oct 28	JAMES NEAL	DALLAS	2:57	TOR	3 AT DAL 4
172	Oct 30	MARK STREIT	NY ISLANDERS	0:53	NYI	4 AT WSH 3
174	Oct 30	TIM CONNOLLY	BUFFALO	1:04	TOR	2 AT BUF 3
193	Nov 1	R.J. UMBERGER	COLUMBUS	1:45	CBJ	5 AT WSH 4
199	Nov 3	RYAN MALONE	TAMPA BAY	2:21	T.B	2 AT TOR 1
207	Nov 4	JAROME IGUINLA	CALGARY	1:25	CGY	3 AT DAL 2
211	Nov 5	JASON SPEZZA	OTTAWA	4:17	T.B	2 AT OTT 3
213	Nov 5	DION PHANEUF	CALGARY	2:50	CGY	2 AT STL 1
263	Nov 13	KYLE OKPOSO	NY ISLANDERS	4:45	NYI	4 AT CAR 3
274	Nov 14	PASCAL DUPUIS	PITTSBURGH	1:24	BOS	5 AT PIT 6
282	Nov 15	BRENT SEABROOK	CHICAGO	0:41	S.J	3 AT CHI 4
302	Nov 19	ERIK JOHNSON	ST. LOUIS	0:17	PHX	2 AT STL 3
306	Nov 19	SCOTT NIEDERMAYER	ANAHEIM	0:52	T.B	3 AT ANA 4
308	Nov 20	PATRICE BERGERON	BOSTON	0:47	BOS	2 AT BUF 1
309	Nov 20	BRYAN MCCABE	FLORIDA	0:40	FLA	2 AT DET 1
326	Nov 22	STEVEN STAMKOS	TAMPA BAY	2:56	T.B	4 AT ATL 3
329	Nov 23	JOSH BAILEY	NY ISLANDERS	4:17	NYI	4 AT TOR 3
331	Nov 23	MIKE FISHER	OTTAWA	4:14	WSH	4 AT OTT 4
332	Nov 23	SIDNEY CROSBY	PITTSBURGH	3:07	PIT	3 AT FLA 2
348	Nov 25	DAVID LEGWAND	NASHVILLE	3:07	NSH	4 AT COL 3
376	Nov 28	*TOM WANDELL	DALLAS	2:12	T.B	3 AT DAL 4
380	Nov 29	SHANE DOAN	PHOENIX	1:18	PHX	3 AT ANA 2
397	Dec 2	ANDREW EBBETT	MINNESOTA	1:26	NSH	4 AT MIN 5
422	Dec 5	KRIS VERSTEEG	CHICAGO	2:38	CHI	2 AT PIT 1
441	Dec 8	SAKU KOIVU	ANAHEIM	4:13	DAL	3 AT ANA 4
448	Dec 9	DUSTIN BYFUGLIEN	CHICAGO	3:43	NYR	1 AT CHI 2
451	Dec 9	DUSTIN BROWN	LOS ANGELES	1:16	L.A	5 AT S.J 4
459	Dec 11	MIKE GREEN	WASHINGTON	1:16	CAR	3 AT WSH 4
461	Dec 11	TODD BERTUZZI	DETROIT	1:07	ANA	2 AT DET 3
464	Dec 11	MARTIN HAVLAT	MINNESOTA	3:15	MIN	2 AT CGY 1
469	Dec 12	FRANS NIELSEN	NY ISLANDERS	0:24	BOS	2 AT NYI 3
471	Dec 12	ILYA KOVALCHUK	ATLANTA	1:18	MTL	3 AT ATL 4
473	Dec 12	EVGENI MALKIN	PITTSBURGH	0:37	FLA	2 AT PIT 3
474	Dec 12	TODD BERTUZZI	DETROIT	0:24	DET	3 AT NSH 2
505	Dec 17	RICH PEVERLEY	ATLANTA	1:16	DAL	5 AT ATL 6
531	Dec 21	DEREK ROY	BUFFALO	3:35	BUF	3 AT TOR 2

535	Dec	21	MARC-ANDRE BERGERON	MONTREAL	2:23	MTL	4	AT	ATL	3
558	Dec	26	ANDREI KOSTITSYN	MONTREAL	0:34	MTL	3	AT	TOR	2
559	Dec	26	KYLE OKPOSO	NY ISLANDERS	4:13	NYI	3	AT	NYR	2
578	Dec	28	FREDRIK MODIN	COLUMBUS	3:12	DET	0	AT	CBJ	1
593	Dec	30	TOMAS PLEKANEC	MONTREAL	3:32	MTL	2	AT	T.B	1
601	Dec	30	DAVID LEGWAND	NASHVILLE	0:28	NSH	2	AT	CBJ	1
604	Dec	31	CHRISTIAN EHRHOFF	VANCOUVER	2:24	VAN	4	AT	STL	3
609	Jan	1	MARCO STURM	BOSTON	1:57	PHI	1	AT	BOS	2
610	Jan	1	DEREK ROY	BUFFALO	4:02	ATL	3	AT	BUF	4
611	Jan	2	RAY WHITNEY	CAROLINA	3:45	CAR	2	AT	NYR	1
636	Jan	5	SHANE DOAN	PHOENIX	1:37	PHX	5	AT	EDM	4
644	Jan	6	DANY HEATLEY	SAN JOSE	4:06	STL	1	AT	S.J	2
663	Jan	9	ZACH PARISE	NEW JERSEY	2:38	N.J	2	AT	MTL	1
695	Jan	14	DEREK ROY	BUFFALO	2:27	BUF	2	AT	ATL	1
742	Jan	20	ANDY MCDONALD	ST. LOUIS	3:19	STL	4	AT	MTL	3
743	Jan	20	DANIEL SEDIN	VANCOUVER	1:39	VAN	3	AT	EDM	2
749	Jan	21	MARTIN ST. LOUIS	TAMPA BAY	4:50	TOR	2	AT	T.B	3
784	Jan	26	SHANE DOAN	PHOENIX	3:50	PHX	5	AT	DET	4
800	Jan	28	TROY BROUWER	CHICAGO	1:37	CHI	4	AT	S.J	3
801	Jan	29	TRAVIS ZAJAC	NEW JERSEY	4:14	TOR	4	AT	N.J	5
807	Jan	30	MIKE FISHER	OTTAWA	3:33	MTL	2	AT	OTT	3
812	Jan	30	KRIS RUSSELL	COLUMBUS	1:32	CBJ	3	AT	STL	2
863	Feb	6	ANDREJ MESZAROS	TAMPA BAY	1:58	CGY	1	AT	T.B	2
870	Feb	7	MIKE KNUBLE	WASHINGTON	2:49	PIT	4	AT	WSH	5
883	Feb	10	SIMON GAGNE	PHILADELPHIA	3:27	PHI	3	AT	N.J	2
886	Feb	10	TOMAS PLEKANEC	MONTREAL	4:52	WSH	5	AT	MTL	6
889	Feb	10	KYLE CUMISKEY	COLORADO	0:09	ATL	3	AT	COL	4
892	Feb	11	SERGEI SAMSONOV	CAROLINA	1:47	BUF	3	AT	CAR	4
901	Feb	12	OLLI JOKINEN	NY RANGERS	1:02	NYR	3	AT	PIT	2
927	Mar	2	CHRISTIAN EHRHOFF	VANCOUVER	1:33	VAN	4	AT	CBJ	3
942	Mar	4	EVGENI MALKIN	PITTSBURGH	3:42	PIT	5	AT	NYR	4
950	Mar	5	TIM CONNOLLY	BUFFALO	2:31	PHI	2	AT	BUF	3
969	Mar	7	PATRICK KALETA	BUFFALO	2:22	BUF	2	AT	NYR	1
976	Mar	9	NIKOLAI KULEMIN	TORONTO	4:10	BOS	3	AT	TOR	4
987	Mar	10	TOMAS FLEISCHMANN	WASHINGTON	3:20	CAR	3	AT	WSH	4
988	Mar	10	PATRICK SHARP	CHICAGO	2:08	L.A	2	AT	CHI	3
990	Mar	11	PHIL KESSEL	TORONTO	3:33	T.B	3	AT	TOR	4
993	Mar	11	BRIAN POTHIER	CAROLINA	0:23	PIT	3	AT	CAR	4
1011	Mar	13	BRIAN RAFALSKI	DETROIT	0:31	BUF	2	AT	DET	3
1014	Mar	13	BRYAN ALLEN	FLORIDA	2:46	FLA	3	AT	S.J	2
1022	Mar	14	NICKLAS BACKSTROM	WASHINGTON	3:10	WSH	4	AT	CHI	3
1044	Mar	18	RAY WHITNEY	CAROLINA	4:02	WSH	3	AT	CAR	5
1056	Mar	19	SAKU KOIVU	ANAHEIM	0:14	NYI	4	AT	ANA	5
1057	Mar	20	*JAMIE MCBAIN	CAROLINA	4:59	CAR	3	AT	PIT	2
1064	Mar	20	*CODY FRANSON	NASHVILLE	1:54	CBJ	0	AT	NSH	1
1066	Mar	20	HENRIK ZETTERBERG	DETROIT	4:59	DET	4	AT	VAN	3
1079	Mar	22	DREW DOUGHTY	LOS ANGELES	3:40	COL	3	AT	L.A	4
1084	Mar	23	MARTIN ST. LOUIS	TAMPA BAY	0:29	CAR	2	AT	T.B	3
1099	Mar	25	KYLE BRODZIAK	MINNESOTA	2:33	MIN	4	AT	PHI	3
1101	Mar	25	MIKHAIL GRABOVSKI	TORONTO	0:39	TOR	2	AT	ATL	1
1113	Mar	27	NIKOLAI KULEMIN	TORONTO	0:39	NYR	2	AT	TOR	3
1117	Mar	27	JOSH BAILEY	NY ISLANDERS	2:58	NYI	4	AT	CBJ	3
1130	Mar	29	FRANCIS BOUILLON	NASHVILLE	1:00	NSH	3	AT	FLA	2
1134	Mar	30	PATRICE BERGERON	BOSTON	4:41	BOS	1	AT	N.J	0
1136	Mar	30	ALEX KOVALEV	OTTAWA	4:41	OTT	5	AT	WSH	4
1164	Apr	3	JORDAN LEOPOLD	PITTSBURGH	2:50	ATL	3	AT	PIT	4
1166	Apr	3	RYAN SUTER	NASHVILLE	0:16	NSH	4	AT	DET	3
1167	Apr	3	MIROSLAV SATAN	BOSTON	3:25	BOS	2	AT	TOR	1
1177	Apr	4	JOHN-MICHAEL LILES	COLORADO	2:59	S.J	4	AT	COL	5
1178	Apr	4	SAMI SALO	VANCOUVER	2:15	MIN	3	AT	VAN	4
1179	Apr	5	BROOKS LAICH	WASHINGTON	0:44	BOS	2	AT	WSH	3
1180	Apr	5	ERIK JOHNSON	ST. LOUIS	3:59	CBJ	1	AT	STL	2
1196	Apr	7	RYAN WHITNEY	EDMONTON	3:50	COL	4	AT	EDM	5
1214	Apr	10	DION PHANEUF	TORONTO	2:06	TOR	4	AT	MTL	3
1225	Apr	11	BRAD STUART	DETROIT	3:11	DET	3	AT	CHI	2
1226	Apr	11	DUSTIN BROWN	LOS ANGELES	1:31	L.A	2	AT	COL	1
1228	Apr	11	JORDAN LEOPOLD	PITTSBURGH	4:25	PIT	6	AT	NYI	5

--- PENALTY SHOT SUMMARY ---

- DANIEL ALFREDSSON (OTT) SCORED AGAINST JONAS GUSTAVSSON (TOR)
GAME NO.26, Oct 6. FINAL SCORE: OTT 2 AT TOR 1
- DANY HEATLEY (S.J) SCORED AGAINST MATHIEU GARON (CBJ)
GAME NO.46, Oct 8. FINAL SCORE: CBJ 3 AT S.J 6
- VALTTERI FILPPULA (DET) UNSUCCESSFUL AGAINST RYAN MILLER (BUF)
GAME NO.73, Oct 13. FINAL SCORE: DET 2 AT BUF 6
- PATRICK SHARP (CHI) UNSUCCESSFUL AGAINST NIKOLAI Khabibulin (EDM)
GAME NO.77, Oct 14. FINAL SCORE: EDM 3 AT CHI 4
- CLARKE MACARTHUR (BUF) SCORED AGAINST DWAYNE ROLOSON (NYI)
GAME NO.88, Oct 16. FINAL SCORE: NYI 3 AT BUF 6
- RAY WHITNEY (CAR) UNSUCCESSFUL AGAINST CRAIG ANDERSON (COL)
GAME NO.129, Oct 23. FINAL SCORE: CAR 4 AT COL 5
- RICK NASH (CBJ) UNSUCCESSFUL AGAINST JONATHAN QUICK (L.A)
GAME NO.146, Oct 25. FINAL SCORE: CBJ 2 AT L.A 6
- DARROLL POWE (PHI) UNSUCCESSFUL AGAINST JOSE THEODORE (WSH)
GAME NO.152, Oct 27. FINAL SCORE: PHI 2 AT WSH 4
- JIM SLATER (ATL) UNSUCCESSFUL AGAINST SEMYON VARLAMOV (WSH)
GAME NO.166, Oct 29. FINAL SCORE: WSH 4 AT ATL 3
- MARTIN ST. LOUIS (T.B) UNSUCCESSFUL AGAINST BRIAN ELLIOTT (OTT)
GAME NO.167, Oct 29. FINAL SCORE: OTT 2 AT T.B 5
- JAMIE LANGENBRUNNER (N.J) UNSUCCESSFUL AGAINST ANTERO NIITYMAKI (T.B)
GAME NO.183, Oct 31. FINAL SCORE: N.J 2 AT T.B 1
- DOUG WEIGHT (NYI) UNSUCCESSFUL AGAINST PATRICK LALIME (BUF)
GAME NO.185, Oct 31. FINAL SCORE: BUF 0 AT NYI 5
- BRENDEN MORROW (DAL) UNSUCCESSFUL AGAINST CURTIS MCELHINNEY (CGY)
GAME NO.207, Nov 4. FINAL SCORE: CGY 3 AT DAL 2
- SHANE DOAN (PHX) UNSUCCESSFUL AGAINST MARTY TURCO (DAL)
GAME NO.278, Nov 14. FINAL SCORE: DAL 2 AT PHX 3
- MAXIME TALBOT (PIT) UNSUCCESSFUL AGAINST JOHAN HEDBERG (ATL)
GAME NO.319, Nov 21. FINAL SCORE: PIT 3 AT ATL 2
- WAYNE SIMMONDS (L.A) SCORED AGAINST BRIAN ELLIOTT (OTT)
GAME NO.407, Dec 3. FINAL SCORE: OTT 3 AT L.A 6
- RYAN CALLAHAN (NYR) UNSUCCESSFUL AGAINST JIMMY HOWARD (DET)
GAME NO.427, Dec 6. FINAL SCORE: DET 3 AT NYR 1
- TROY BROUWER (CHI) UNSUCCESSFUL AGAINST ANTERO NIITYMAKI (T.B)
GAME NO.478, Dec 13. FINAL SCORE: T.B 0 AT CHI 4
- TORREY MITCHELL (S.J) UNSUCCESSFUL AGAINST JEAN-SEBASTIEN GIGUE (ANA)
GAME NO.510, Dec 17. FINAL SCORE: ANA 1 AT S.J 4
- ALEXANDER SEMIN (WSH) UNSUCCESSFUL AGAINST ROBERTO LUONGO (VAN)
GAME NO.516, Dec 18. FINAL SCORE: WSH 2 AT VAN 3
- TODD MARCHANT (ANA) UNSUCCESSFUL AGAINST ILVA BRYZGALOV (PHX)
GAME NO.519, Dec 19. FINAL SCORE: PHX 2 AT ANA 4

22. DREW STAFFORD (BUF) SCORED AGAINST MARC-ANDRE FLEURY (PIT)
GAME NO.584, Dec 29. FINAL SCORE: PIT 3 AT BUF 4

23. DUSTIN BROWN (L.A) UNSUCCESSFUL AGAINST MIKKKA KIPRUSOFF (CGY)
GAME NO.595, Dec 30. FINAL SCORE: L.A 1 AT CGY 2

24. RYANE CLOWE (S.J) SCORED AGAINST MICHAL NEUVIRTH (WSH)
GAME NO.597, Dec 30. FINAL SCORE: WSH 2 AT S.J 5

25. JOE THORNTON (S.J) SCORED AGAINST MICHAL NEUVIRTH (WSH)
GAME NO.597, Dec 30. FINAL SCORE: WSH 2 AT S.J 5

26. VINCENT LECAVALIER (T.B) UNSUCCESSFUL AGAINST MARC-ANDRE FLEURY (PIT)
GAME NO.613, Jan 2. FINAL SCORE: PIT 1 AT T.B 3

27. MASON RAYMOND (VAN) UNSUCCESSFUL AGAINST ILYA BRYZGALOV (PHX)
GAME NO.652, Jan 7. FINAL SCORE: PHX 0 AT VAN 4

28. MARCO STURM (BOS) UNSUCCESSFUL AGAINST HENRIK LUNDQVIST (NYR)
GAME NO.660, Jan 9. FINAL SCORE: NYR 3 AT BOS 1

29. MARTIN ST. LOUIS (T.B) UNSUCCESSFUL AGAINST TOMAS VOKOUN (FLA)
GAME NO.697, Jan 14. FINAL SCORE: FLA 3 AT T.B 2

30. ERIC STAAL (CAR) UNSUCCESSFUL AGAINST ONDREJ PAVELEC (ATL)
GAME NO.715, Jan 16. FINAL SCORE: ATL 5 AT CAR 3

31. ALEXANDER OVECHKIN (WSH) SCORED AGAINST RAY EMERY (PHI)
GAME NO.719, Jan 17. FINAL SCORE: PHI 3 AT WSH 5

32. KYLE OKPOSO (NYI) UNSUCCESSFUL AGAINST BRENT JOHNSON (PIT)
GAME NO.738, Jan 19. FINAL SCORE: NYI 4 AT PIT 6

33. PATRICK KANE (CHI) UNSUCCESSFUL AGAINST MIKKKA KIPRUSOFF (CGY)
GAME NO.753, Jan 21. FINAL SCORE: CHI 3 AT CGY 1

34. MIKE RICHARDS (PHI) UNSUCCESSFUL AGAINST CAM WARD (CAR)
GAME NO.761, Jan 23. FINAL SCORE: CAR 2 AT PHI 4

35. SHAWN MATTHIAS (FLA) SCORED AGAINST JAROSLAV HALAK (MTL)
GAME NO.783, Jan 26. FINAL SCORE: MTL 1 AT FLA 2

36. DAVID KREJCI (BOS) UNSUCCESSFUL AGAINST JOSE THEODORE (WSH)
GAME NO.827, Feb 2. FINAL SCORE: WSH 4 AT BOS 1

37. DANIEL BRIERE (PHI) SCORED AGAINST CAREY PRICE (MTL)
GAME NO.907, Feb 13. FINAL SCORE: PHI 6 AT MTL 2

38. SEAN AVERY (NYR) SCORED AGAINST MIKE SMITH (T.B)
GAME NO.916, Feb 14. FINAL SCORE: T.B 2 AT NYR 5

39. DAN BOYLE (S.J) UNSUCCESSFUL AGAINST CAREY PRICE (MTL)
GAME NO.949, Mar 4. FINAL SCORE: MTL 2 AT S.J 3

40. EDWARD PURCELL (T.B) SCORED AGAINST JOHAN HEDBERG (ATL)
GAME NO.960, Mar 6. FINAL SCORE: ATL 2 AT T.B 6

41. CHRIS STEWART (COL) SCORED AGAINST TY CONKLIN (STL)
GAME NO.962, Mar 6. FINAL SCORE: STL 3 AT COL 7

42. MIKE COMRIE (EDM) UNSUCCESSFUL AGAINST BRIAN ELLIOTT (OTT)
GAME NO.983, Mar 9. FINAL SCORE: OTT 4 AT EDM 1

43. BRANDON SUTTER (CAR) UNSUCCESSFUL AGAINST JOSE THEODORE (WSH)
GAME NO.987, Mar 10. FINAL SCORE: CAR 3 AT WSH 4

44. ILYA KOVALCHUK (N.J) UNSUCCESSFUL AGAINST MARC-ANDRE FLEURY (PIT)
GAME NO.1000, Mar 12. FINAL SCORE: PIT 1 AT N.J 3

45. CURTIS GLENCROSS (CGY) UNSUCCESSFUL AGAINST JIMMY HOWARD (DET)
GAME NO.1027, Mar 15. FINAL SCORE: DET 2 AT CGY 1

46. MATTHEW LOMBARDI (PHX) UNSUCCESSFUL AGAINST ANTTI NIEMI (CHI)
GAME NO.1065, Mar 20. FINAL SCORE: CHI 4 AT PHX 5

47. DANIEL PAILLE (BOS) UNSUCCESSFUL AGAINST HENRIK LUNDQVIST (NYR)
GAME NO.1068, Mar 21. FINAL SCORE: NYR 1 AT BOS 2

48. COLBY ARMSTRONG (ATL) UNSUCCESSFUL AGAINST TUUKKA RASK (BOS)
GAME NO.1082, Mar 23. FINAL SCORE: BOS 4 AT ATL 0

49. JAKUB VORACEK (CBJ) SCORED AGAINST CRISTOBAL HUET (CHI)
GAME NO.1102, Mar 25. FINAL SCORE: CHI 3 AT CBJ 8

50. MARCO STURM (BOS) UNSUCCESSFUL AGAINST RYAN MILLER (BUF)
GAME NO.1128, Mar 29. FINAL SCORE: BUF 3 AT BOS 2

51. JAMES SHEPPARD (MIN) UNSUCCESSFUL AGAINST EVGENI NABOKOV (S.J)
GAME NO.1160, Apr 2. FINAL SCORE: S.J 3 AT MIN 2

52. BRAD BOYES (STL) SCORED AGAINST ANTTI NIEMI (CHI)
GAME NO.1195, Apr 7. FINAL SCORE: STL 5 AT CHI 6

53. DARREN HELM (DET) UNSUCCESSFUL AGAINST STEVE MASON (CBJ)
GAME NO.1209, Apr 9. FINAL SCORE: DET 1 AT CBJ 0

54. FREDRIK MODIN (L.A) UNSUCCESSFUL AGAINST DEVAN DUBNYK (EDM)
GAME NO.1213, Apr 10. FINAL SCORE: EDM 4 AT L.A 3

55. THOMAS VANEK (BUF) SCORED AGAINST PASCAL LECLAIRE (OTT)
GAME NO.1215, Apr 10. FINAL SCORE: BUF 5 AT OTT 2

TOTAL SHOTS: 55
TOTAL GOALS: 16