

SAN JOSE SHARKS (NHL)
WORCESTER SHARKS (AHL)

2009-10 ORGANIZATIONAL GUIDE

2008-09 PRESIDENTS' TROPHY WINNERS





VS.



NEW SEASON.



NEW NETWORK.

For channel locations and more, visit csnocalifornia.com

2009 - 10 SHARKS SEASON SCHEDULE

SEPTEMBER

S	M	T	W	T	F	S
13	14	15	16	17	18	19
				@LA 7:30p	VAN 7:30p	PHX 7:30p
20	21	22	23	24	25	26
	@ANA 7:05p		@VAN 7:00p		ANA 7:30p	@PHX 6:00p

OCTOBER

S	M	T	W	T	F	S
				1	2	3
				@COL 7:00p		@ANA 7:00p
4	5	6	7	8	9	10
		@LA 7:30p		CBJ 7:30p		MIN 7:30p
11	12	13	14	15	16	17
	PHX 7:30p			@WSH 4:00p		@NYI 4:00p
18	19	20	21	22	23	24
	@NYR 4:00p			@TB 4:30p		@ATL 4:00p
25	26	27	28	29	30	31
@PHI 4:00p			LA 7:30p		COL 7:30p	

NOVEMBER

S	M	T	W	T	F	S
1	2	3	4	5	6	7
@CAR 10:30a			@CBJ 4:00p	@DET 4:30p		PIT 7:30p
8	9	10	11	12	13	14
		NSH 7:30p		DAL 7:30p		@STL 5:00p
15	16	17	18	19	20	21
@CHI 4:00p		@NSH 5:00p			PHI 7:00p	@ANA 7:00p
22	23	24	25	26	27	28
			CHI 7:30p		@EDM 6:30p	
29	30					
@VAN 7:00p						

DECEMBER

S	M	T	W	T	F	S
		1	2	3	4	5
		OTT 7:30p		STL 7:30p		CGY 7:00p
6	7	8	9	10	11	12
			LA 7:30p		DAL 7:00p	@PHX 5:00p
13	14	15	16	17	18	19
				ANA 7:30p		
20	21	22	23	24	25	26
	@DAL 5:30p	@CHI 5:00p				ANA 7:30p
27	28	29	30	31		
PHX 7:30p		WSH 7:00p	@PHX 4:00p			

JANUARY

S	M	T	W	T	F	S
					1	2
						EDM 7:00p
3	4	5	6	7	8	9
	LA 7:30p		STL 7:30p			DET 7:30p
10	11	12	13	14	15	16
	@LA 7:30p	@PHX 6:00p		BOS 7:30p		EDM 1:00p
17	18	19	20	21	22	23
	CGY 7:00p	@LA 7:30p		ANA 7:30p		BUF 7:30p
24	25	26	27	28	29	30
				CHI 7:30p		MIN 7:30p

FEBRUARY

S	M	T	W	T	F	S
	1	2	3	4	5	6
		DET 7:30p		@STL 5:30p		@NSH 5:00p
7	8	9	10	11	12	13
	@TOR 4:00p		@CBJ 4:00p	@DET 4:30p		@BUF 4:00p
14	15	16	17	18	19	20
21	22	23	24	25	26	27
28						

**OLYMPIC
BREAK**

MARCH

S	M	T	W	T	F	S
	1	2	3	4	5	6
		NJ 7:30p		MTL 7:30p		CBJ 7:30p
7	8	9	10	11	12	13
				NSH 7:30p		FLA 1:00p
14	15	16	17	18	19	20
@ANA 5:00p		@DAL 5:30p		@VAN 7:00p	@CGY 6:00p	
21	22	23	24	25	26	27
@EDM 5:00p		@MIN 5:00p		DAL 7:30p		VAN 7:00p
28	29	30	31			
COL 5:00p			@DAL 5:30p			

APRIL

S	M	T	W	T	F	S
				1	2	3
					@MIN 5:00p	
4	5	6	7	8	9	10
@COL 5:00p		@CGY 6:30p		VAN 7:30p		PHX 7:30p

Schedule subject to change.

PRESEASON: HOME AWAY

REGULAR SEASON: HOME AWAY

*Game to be played at the Citizens Business Bank Arena in Ontario, CA

CA

CSN California

CA+

CSN-CA+

HD

CSN California HD

VS

Versus

The Sharks have a new home on CSN California.
Visit csnocalifornia.com for more information.

SEPTEMBER

- 5 Opening Day of Rookie Camp
- 12 Opening Day of NHL Training Camps
- 14 Preseason schedule begins
Kraft Hockeyville Game — NY Islanders vs. Vancouver (Terrace, B.C.)
- 28 Victoria Cup — Chicago vs. HC Davos (Zurich, Switzerland)
NHL Premiere Challenge (preseason) Florida vs. Tappara Tampere (Tampere, Finland)
- 29 Victoria Cup — Chicago vs. Zurich Lions (Zurich, Switzerland)
NHL Premiere Challenge (preseason) St. Louis vs. Linköping (Linköping, Sweden)
- 30 NHL Premiere Challenge (preseason) Detroit vs. Farjestad (Karlstad, Sweden)
NHL Premiere Challenge (preseason) Florida vs. Jokerit (Helsinki, Finland)
Opening Day Playing Rosters set (3 p.m. ET)

OCTOBER

- 1 Hockey Fights Cancer Awareness Month
92nd NHL Regular Season begins
San Jose at Colorado — Joe Sakic's No. 19 retired
- 2 NY Rangers at Pittsburgh (Stanley Cup Banner raised)
NHL Premiere — Chicago vs. Florida (Helsinki, Finland)
NHL Premiere — Detroit vs. St. Louis (Stockholm, Sweden)
- 3 NHL Premiere — Chicago vs. Florida (Helsinki, Finland)
NHL Premiere — Detroit vs. St. Louis (Stockholm, Sweden)
All 30 teams in action
- 24 All 30 teams in action

NOVEMBER

- 4-7 U20 4 Nations Cup
- 7 Hockey Hall of Fame Game (Detroit at Toronto)
- 8 HHOF Legends Game (Canada vs. World)
- 9 Hockey Hall of Fame Induction Ceremony

DECEMBER

- 1 Signing deadline for Group 2 free agents
- 19-27 Holiday Roster Freeze in effect. For all players on an NHL active roster, injured reserve, or players with non-roster and injured non-roster status as of midnight, local time, December 19, a roster freeze shall apply through midnight local time December 27, with respect to waivers, trades and loans, subject to the exceptions provided for in CBA Article 16.10.
- 24-25 No scheduled practices — dressing rooms closed
- 26-Jan.5 IIHF World U20 Championship (Saskatoon and Regina, Saskatchewan)

JANUARY

- 1 2010 Bridgestone NHL Winter Classic — Philadelphia at Boston (Fenway Park)
- 17 NHL on NBC (coverage begins)
- 29-31 Hockey Weekend Across America (USA Hockey)
- 30 CBC's Hockey Day in Canada (Host: Stratford, Ontario) — Montreal at Ottawa, Vancouver at Toronto, Edmonton at Calgary

FEBRUARY

- 1 Hockey is for Everyone Month
- 14 Last NHL games before Olympic break
- 15-23 2010 Winter Olympic Break: No scheduled practices — dressing rooms closed
- 16 Olympic Hockey begins (Vancouver)

- 22 30th anniversary of "Miracle on Ice" (1980)
- 26 Olympic Bronze medal game
- 28 Olympic Gold medal game

MARCH

- 1 NHL Regular Season resumes after Olympic break
- 3 Trade deadline (3 p.m. ET)

APRIL

- 8-10 NCAA Frozen Four (Ford Field, Detroit)
- 11 Last day of 2009-10 regular season
- 13-23 IIHF U18 World Championship (Mogilev and Bobruisk, Belarus)
- 14 Stanley Cup Playoffs begin

MAY

- 1-9 2010 Royal Bank Cup (Dauphin, Manitoba)
- 7-23 IIHF World Championship (Mannheim and Gelsenkirchen, Germany)
- 14-23 2010 Mastercard Memorial Cup (Brandon, Manitoba)
- 24-29 NHL Combine (Toronto)

JUNE

- 18 Last possible day for 2009 Stanley Cup Final
- TBA Deadline for first club-elected salary arbitration (later of June 15 or 48 hours after the conclusion of the Stanley Cup Final, 5 p.m. ET)
- TBA 2010 NHL Awards (Las Vegas)
- TBA NHL Entry Draft (Location TBA)

JULY

- 1 Free Agency period begins
- 5 Deadline for player-elected salary arbitration notification (5 p.m. ET)
- 6 Deadline for club-elected salary arbitration notification (5 p.m. ET)
- 20-Aug.4 Salary arbitration hearings held

AUGUST

- 6 Deadline for salary arbitration decisions to be rendered

CREDITS

The 2009-10 *San Jose Sharks Organization Guide* was written, designed, edited and produced by the San Jose Sharks Media Relations Department and SVS&E Publishing, a division of Silicon Valley Sports & Entertainment. SVS&E Publishing also produces publications for teams such as the San Francisco 49ers and Oakland Raiders. For more information on SVS&E Publishing, please contact Tony Khing at 408-999-6842, or visit www.svs publishing.com

Executive Editor Tony Khing

Layout and Design Audrey Minagawa

Assistant Editors Ken Arnold, Scott Emmert, Tom Holy, Eric Lindquist, Tricia Alvey and Ryan Stenn

Principal Photographers Rocky Widner and Don Smith

Special Thanks To Greg Jamison, Malcolm Bordelon, Doug Wilson, Wayne Thomas, Joe Will, Dan Rusanowsky, Ken Caveney, Roger Ross, Jim Sparaco, Alex Aragon, Jeff Cafuir, Alison High, Laura Johnston, Alyson Mackenzie and Randy Robles and Bob Waterman at Elias Sports Bureau.

© 2009-10 San Jose Sharks and SVS&E.



Sharks 2009-10 Schedule	1
NHL Critical Dates	2
Silicon Valley Sports & Entertainment	4

FRONT OFFICE

Team Directory	5
Executives	10
Coaches	19
Player Development/Scouting Staff	24
Trainers, Equipment & Medical Staff	28

THE PLAYERS

Player Profiles	32
Future Sharks	95
Sharks 2009-10 Reserve List	102
Draft History	104

2008-09 IN REVIEW

NHL Regular Season Standings	110
Statistics & Breakdowns	111
Transactions Since 2008-09	122

THE RECORD BOOK

All-Time Regular Season Records	124
All-Time Roster	131
A-T Regular Season Scoring/Goalie Stats	148
All-Time Leaders	153
All-Time Goaltenders	154
Single Season Leaders	156
Goaltenders Single Season Leaders	157
Leaders By Season	158
Goaltender Leaders By Season	161
Rookie Single Season Leaders	163
Team Statistics By Year	164
Special Teams	166
Hat Tricks	167
Shutouts	169
20+ Goal Seasons	171
Penalty Shots	172
Extra Attacker Goals	173
All-Time OT/Shootout Games	175
A-T Head Coaches/Captains/GMs	180
All-Time Attendance/Assistant Coaches	181
Record by Season/Gordie Howe Hat Tricks	182
NHL All-Star Game/Olympics	183
NHL Honors	184
Team Honors	187
Opponents vs. San Jose	189
Opponent Goaltenders vs. San Jose	190
Year-By-Year In Review	193

PLAYOFFS

2008-09 Playoff Summary	210
All-Time Playoff Scoring	211
All-Time Playoff Leaders	213
All-Time Record By Game	215
Playoff Records By Teams	217
OT Games/Hat Tricks/Shutouts	218
Scoring/Goaltending Leaders By Year	219
Special Teams	220
Results By Year/When Facing Elimination	221
Year-By-Year In Review	222
All-Time Playoff Records	233

NATIONAL HOCKEY LEAGUE

NHL Directory	240
NHL Referees/Linesmen	241
NHL Trophies/Awards	242
NHL Teams vs. San Jose	244

GENERAL

Fan Development	274
Sharks Foundation	275
S.J. Sharkie	277
HP Pavilion at San Jose	278
Ticket Information/Seating Chart	281
Broadcast Information	282
Media Information	287

WORCESTER SHARKS

Worcester 2009-10 Schedule	290
Worcester Team Directory	291
Worcester Executives	292
Coaches/Hockey Staff	294
Worcester Team Doctors	297
Worcester Radio/TV	299
DCU Center Seating Chart	300
DCU Center	301
Sharks In The Community	302
2008-09 Worcester Statistics	304
2009 Worcester Playoff Statistics	305
AHL Divisional Alignment	306
2008-09 AHL Standings	307
All-Time Worcester Roster	308
Worcester Regular Season Records	310
All-Time Worcester Playoff Statistics	312
Worcester Annual Awards	314
Worcester-San Jose Pipeline	315
2008-09 In Review	316
FINZ	318
Minor Pro Affiliate: Kalamazoo Wings	319
Worcester Media Information	320



Silicon Valley Sports & Entertainment (SVS&E) provides a single resource for business partners to utilize when planning their sports and event relationships. Taking full advantage of the expertise and capabilities involving all or part of the San Jose Sharks business operations — including marketing, corporate partnership sales management, broadcast, ticket sales, event presentation, community programs, fan development initiatives, partnerships with the Sharks Foundation, media relations, advertising, facilities, promotions, publishing, merchandising and additional areas of the organization — can assist in the success of any program.



Created in the summer of 2000, SVS&E oversees all business operation aspects of the San Jose Sharks, HP Pavilion at San Jose and select HP Pavilion events. In addition, SVS&E manages all or parts of Sharks Ice at San Jose (the Sharks official training facility), Sharks Ice at Fremont, Oakland Ice Center operated by Sharks Ice, the SAP Open (San Jose, Calif.) and Regions Morgan Keegan Championships (Memphis, Tenn.) ATP Tour Tennis tournaments, Cellular South Cup (Memphis) WTA Tour tennis tournament, the American Hockey League's Worcester Sharks (the Sharks top development affiliate) as well as select HP Pavilion events such as American Metal & Iron Fight Night at the Tank (professional boxing) and Strikeforce Mixed Martial Arts.

In August 2007, SVS&E became a minority partner in Major League Soccer's San Jose Earthquakes. SVS&E previously operated the Earthquakes from 2000-02, including their first MLS Championship season in 2001.

Benefits of a business arrangement with SVS&E allow the San Jose Sharks and HP Pavilion Management to combine existing marketing programs, sales resources, facilities operations and contacts to create more efficient and meaningful business partnerships. SVS&E also allows the organization to provide fully integrated advertising/corporate partnership packages that reach the multiple demographic segments represented in Silicon Valley.

Current outside entities utilizing the experience and services of SVS&E business units include the NFL's San Francisco 49ers, Oakland Raiders, San Francisco and San Jose Giants, San Jose Earthquakes, FC Gold Pride, Stanford University Athletics, San Jose State University Athletics, Oregon State University Athletics, as well as corporate clients such as Brocade, Lockheed, SAVVIS, 2wire, Sanmina, Electronic Arts and more.

Another option for business partners, SVS&E Publishing, was created in 2001. SVS&E Publishing, a full-service publishing division, handles a majority of the design, editorial and printing needs for most of the SVS&E properties, as well as outside professional sports organizations, including the 49ers and Raiders.

In 2003, SVS&E Merchandise was added to the SVS&E family. SVS&E Merchandise is an industry leader and innovator in all aspects of building a brand. With a client list that includes many of the Silicon Valley's top corporations, professional sports teams and major sporting events, SVS&E Merchandise has both the expertise and understanding necessary to help develop and sustain a brand. Services include graphics and production, event merchandise management, online stores with fulfillment and customer support, VIP Gifting and motivational/recognition programs.

SVS&E was a key element in the 2002 purchase of the organization and its assets from previous Owner George Gund III by a local ownership group, San Jose Sports & Entertainment Enterprises (SJSEE), led by current President and Chief Executive Officer Greg Jamison.

In 2001, the organization entered into a naming rights rebranding of San Jose Arena with Compaq Computer Corporation and the City of San Jose. The agreement, which was amended in 2002 to reflect the subsequent merger between Compaq and HP, runs through 2015 and provided a new name to Northern California's premier sports and entertainment venue, resulting in HP Pavilion. The agreement ensures the Sharks will remain in San Jose for the foreseeable future and the facility receives necessary amenities, upgrades and improvements its patrons have come to expect and enjoy.

In 2007, SVS&E, along with the City of San Jose, oversaw \$16.5 million of improvements — which included new LED signage displays throughout the seating area of the Pavilion, a new state-of-the-art high-resolution scoreboard and a superior sound and video system to support high definition.

Business arrangements similar to SVS&E aren't uncommon in the sports and arena management industry. Other examples of this type of business arrangement include Orca Bay Sports & Entertainment in Vancouver, which oversees the management of the Vancouver Canucks of the NHL and GM Place; Kroenke Sports Enterprises in Colorado which manages the NBA's Denver Nuggets, the Colorado Avalanche of the NHL and the Pepsi Center; and Palace Sports & Entertainment in Detroit which operates the NBA's Detroit Pistons, the Palace of Auburn Hills as well as the DTE Music Theatre.



HP PAVILION AT SAN JOSE

525 West Santa Clara St., San Jose, Calif. 95113
Phone 408-287-7070 • Fax 408-999-5797
sjsharks.com • sjsharks.com/mobile

SAN JOSE SPORTS & ENTERTAINMENT ENTERPRISES OWNERSHIP GROUP

Kevin Compton, Hasso Plattner, Stratton Sclavos, Gary Valenzuela, Gordon Russell, Rudy Staedler, Floyd Kvamme, Greg Jamison, Harvey Armstrong, Tom McEnery, George Gund III
NHL EXECUTIVE COMMITTEE: Greg Jamison

EXECUTIVE STAFF

President & Chief Executive Officer	Greg Jamison
Executive Vice President of Business Operations	Malcolm Bordelon
Executive Vice President & General Manager (HP Pavilion at San Jose)	Jim Goddard
Executive Vice President & General Counsel	Don Gralnek
Executive Vice President & General Manager (Sharks)	Doug Wilson
Executive Vice President & Chief Financial Officer	Charlie Faas
President, Sharks Minor Holdings	Michael T. Lehr
Vice President of Finance	Ken Caveney
Vice President of Corporate Partnerships	Eric Mastalir
Vice President of Sales & Marketing	Kent Russell
Vice President of Building Operations	Rich Sotelo
Vice President and Assistant General Manager (Sharks)	Wayne Thomas
Executive Assistants	Tricia Sullivan-Minsky, Michelle Simmons
Sr. Administrative Assistant	Misty Macias

HOCKEY OPERATIONS

Director of Hockey Operations	Joe Will
Head Coach	Todd McLellan
Assistant Coach	Trent Yawney
Assistant Coach	Matt Shaw
Assistant Coach	Jay Woodcroft
Goaltending Development Coach	Corey Schwab
Development Coach	Mike Ricci
Director of Scouting	Tim Burke
Director of Pro Scouting	John Ferguson
Scouts	Gilles Cote, Pat Funk, Jack Gardiner, Dirk Graham, Rob Grillo, Brian Gross, Shin Larsson, Bryan Marchment, Karel Masopust, Jason Rowe
Director of Hockey Administration	Rosemary Tebaldi
Manager of Hockey Technology	Paul Fink
Video Assistant	Brett Heimlich
Head Athletic Trainer	Ray Tufts, ATC
Assistant Athletic Trainer	Wes Howard, ATC
Strength & Conditioning Coordinator	Mike Potenza
Massage Therapist	Arnulfo Aguirre, CMT
Equipment Manager	Mike Aldrich
Assistant Equipment Manager	Rick Bronwell
Equipment Assistant & Equipment Transportation	Roy Sneesby
Cleaning Specialist	Norma Hernandez
Team Physician	Arthur J. Ting, M.D.
Team Internists	Greg Whitley M.D., John Chiu, M.D.
Team Dentists	Don Goudy, D.D.S., Robert Bonahoom, D.D.S.
Team Vision Specialist	Vincent S. Zuccaro, O.D., F.A.A.O.
Medical Staff	Steve Franzino, M.D., Robert Millard, M.D., Mark Sontag, M.D.
Chiropractic Consultant	Mike McMurray, D. C.
Manual Therapy Consultant	Tobe Hanson



TEAM DIRECTORY

FRONT OFFICE

SVS&E/BUSINESS OPERATIONS

Senior Director of Communications	Ken Arnold
Director of Broadcasting	Frank Albin
Director of Marketing	Doug Bentz
Director of Ticket Sales	John Castro
Director of Media Relations	Scott Emmert
Director of Event Presentation	Steve Maroni
Director of Suite Sales & Service	Bruce Ross
Director of Communications & Internet Services	Roger Ross
Director of Public Relations	Jim Sparaco
Senior Sales Manager, Corporate Partnerships	Jennifer Birmingham, Bryan Deierling
Senior Ticket Operations Manager	Scott Fitzsimmons
Senior Service Manager, Corporate Partnerships	Heather Hunter
Sales Managers, Corporate Partnerships	Darren O'Donnell, Kevin Hilton
Account Sales Managers	Ted Chuba, Mike Hollywood, Patrick Frost, Adam King
Account Service Managers	Sharon Holman, Sarah Bauerle, Julie Kennedy
Marketing Manager	Deanna Miller
Internet Services Manager	Alex Aragon
Fan Development Managers	Erin Buchanan, Jeff Cafuir
Creative Services Manager	Derek Green
Media Relations Manager	Tom Holy
Suite Sales & Service Managers	Chris Hutchins, Kathy Payne-Tovar
Sharks Foundation Manager	Laura Johnston
Mascot Operations Manager	Tim Patnode
Service Managers, Corporate Partnerships	Jennifer De Carlo, Kristin Toth
Internet Services and Public Relations Coordinator	Alison High
Database Coordinator	Christopher Der
Ticket Operations Coordinator	Ryan Silva
Media Relations and Team Services Coordinator	Ryan Stenn
Marketing Coordinator	Nicole Omron
Event Presentation Coordinator	Marissa Zankich
Group Sales Coordinators	Brian Espiritu, Mike Nieves
Executive Assistant	Mary Grace Miller

FINANCE

Director of Human Resources	Cathy Chandler
Director of Information Technology	Uy Ut
Controller	Stephanie Reitz
Payroll Administrator	Sue Feachen
Network Administrator	Ryan Goulart
IT Operations and SAP Administrator	Jordan Queensbury
Systems Support Specialist	Nelson Elam
Human Resources Coordinator	Hilary Lansdon
Financial Analyst	James Kurtz
Accounting Manager	Deborah Kord
General Ledger Accountants	Tasia Simmons, Gina Tran, Cheri Way
Accounts Payable Associate	Ana Maria Lesevic
Accounts Receivable Associate	Lovetta Russell

BUILDING OPERATIONS

Director of Ticket Operations	Daniel DeBoer
Director of Booking & Events	Steve Kirsner, James Hamnett
Director of Guest Services	David Cahill
Director of Building Services	Monte Chavez
Facilities Technical Director	Greg Carrolan
Chief Engineer	Mark Mullins
Building Services Managers	Bruce Tharaldson, Ray Romero
Technical Services Manager	Mike O'Brien
Security Manager	Geoff Pepe
Ticket Operations Manager	Judy Jones
Ushering & Emergency Medical Manager	Mike McCarroll
Parking & Carousel Manager	Patrick Doherty



Recruiting & Training Manager	Debra Moore
Technical Services Lead	Jimmy Diep
Building Services Supervisor	Lino Suastegui
Conversion Supervisor	Kevin Brunton
Building Services Coordinator	Jeanette Petriz, Peggy Roland
Mailroom Coordinator	Richard Perez
Guest Services Coordinators	Karen Casanave
Executive Assistant	Rebeca Jackson
Assistant Chief Engineer	Eric Gold
Engineers	Denver Abellana, Adam Midulla, Stephen Powell, Mark Vaccaro, Jay Vasquez, Dan Wan
Administrative Assistant	Yvette Rangel
Receptionist/Administrative Assistant	Jeannie Turner
Receptionist	Nancy Perez

MISCELLANEOUS

Team Colors	Deep Pacific Teal, Burnt Orange and Black
Home Ice/Capacity	HP Pavilion at San Jose (17,562)
Dimensions of Rink	200-feet by 85-feet
Television Station	Comcast SportsNet California
Radio Network Flagship	98.5 K-FOX (KUFV FM)
Television Play-By-Play Broadcaster	Randy Hahn
Television Color Analyst	Drew Remenda
Radio Play-By-Play Broadcaster	Dan Rusanowsky
Radio Color Analyst	Jamie Baker
Radio Reporter	David Maley
Production Associate	Elisabeth Farkas
Team Photographers	Don Smith, Rocky Widner
P.A. Announcer	Danny Miller
Mascot	S.J. Sharkie
AHL Affiliate	Worcester Sharks
ECHL Affiliate	Kalamazoo Wings

HP PAVILION MANAGEMENT/SHARKS ICE AT SAN JOSE/SHARKS ICE AT FREMONT

General Manager	Jon Gustafson
Director of Skating	Candy Goodson
Director of Hockey	Robert Savoie
Operations Manager	Richard Rocha
Jr. Sharks Director of Coaches and AAA Coach	Tony Zasowski
Participation Development Manager	Marjorie Taylor
Merchandise Manager	Ron Glasow
Youth Hockey Manager	Zac Lytle
Adult Hockey Manager	Tyler Shaffar
Office Manager	Lynn Wolfe
Food and Beverage Manager	Tom Jemas
Group Sales Coordinator	Sharon Comstock
Human Resources Coordinator	Katie Ferrera

HP PAVILION MANAGEMENT/ OAKLAND ICE OPERATED BY SHARKS ICE

General Manager	Melissa Fitzgerald
Operations Manager	Jason Rivera
Skating Manager	David Hicks
Hockey Manager	Ian Fazzi
Office Manager	Peggy Young

SVS&E/WORCESTER SHARKS (AHL)

Governor	Greg Jamison
President & CEO	Michael T. Lehr
General Manager	Wayne Thomas
Sr. Vice President of Business and Hockey Administration	Michael A. Mudd
Head Coach	Roy Sommer
Assistant Coach	David Cuniff



TEAM DIRECTORY

FRONT OFFICE

Head Athletic Trainer	Matt White
Head Equipment Manager	Vinny Ferraiuolo
Assistant Equipment Manager	Tim Wegner
Strength and Conditioning Assistant	Jaime Rodriguez
Senior Director, Sales & Marketing	Suzanne Schwartz
Chairwoman, Sharks Charities	Mary DeFeudis
Director of Youth Hockey & Community Relations	Michael Myers
Director of Public Relations & Broadcasting	Eric Lindquist
Merchandise Manager	David Gwozdz
Marketing Manager	Abbey Thelin
Corporate Partnerships Manager	Eric B. Horn
Sales and Marketing Coordinator	Katie Kohutanycz
Administrative/Event Coordinator	Matt Catacchio
Senior Account Executive	Lindsey Marranca
Account Executives	Zack Hoover, Marina Riva, Jonathan Forsberg
Accounting Clerk	Erin McGlashing

SVS&E/SAP OPEN — MEN'S ATP PROFESSIONAL TENNIS TOURNAMENT

Tournament Director	Bill Rapp
Tournament Manager	Pete Windham
Ticket Sales Coordinator	Mike Luevano

SVS&E MERCHANDISE & PUBLISHING

General Manager	Mary Keen
Sales Manager	John Power
Business Development	Jason Meulman
Corporate Sales	Kurt Lohmiller
Corporate Development	Steve Murillo
Buyer & Retail Manager	Chris DiGiorgio
Retail Store Operations	Spencer Jamison
Operations Manager	Toni Foster
Sr. Production Manager	Marla Ayoun
Publication Manager	Tony Khing
Warehouse Operations	Jon Hyson
Corporate Merchandise Marketing	Tim Della Maggiore
Production Manager	Maricruz Quintana
Store Manager	Adriana Gasca
Inventory Analyst/Assistant Buyer	Gareth Vicary
Events Manager	Mark Reiswig


SAN JOSE ARENA AUTHORITY

Executive Director	Chris Morrissey
Administrative Assistant	Linda Truelsen

ARAMARK SPORTS & ENTERTAINMENT

General Manager	John Heberden
Director of Premium Services	Dan Twiddle
Director of Concessions	Franklin Meltzer
Merchandise Manager	Patte Dahlin
Warehouse Manager	Henry Galvez
Concessions Manager	Jose Lopez
Human Resources Manager	Vivian Malloy
IT Manager	J.R. Silva
Assistant Human Resources Manager	Raul Sepulveda
In-Seat Service Manager	Kristen Myers
Controller	Sisamoune Tran
Executive Chef	Craig Coe
Chef de Cuisine	Martin Barragan
Catering Sales Coordinator	Madelyn Lacayo
Accountant	Eliza Borja, Michelle Nguyen

FRONT OFFICE



George Gund III (standing in between Executive Vice President and General Manager Doug Wilson and President and Chief Executive Officer Greg Jamison) was inducted into the San Jose Sports Hall of Fame late in 2008. Gund, along with his brother Gordon Gund, were the original owners of the San Jose Sharks.

GREG JAMISON

President and Chief Executive Officer



Greg Jamison serves as president and chief executive officer of Silicon Valley Sports & Entertainment (SVS&E), a position he has held since his promotion from executive vice president and chief operating officer in 1996.

He also serves as manager and a board member of the San Jose Sports and Entertainment Enterprises ownership group after being personally approached by former Sharks Owner George Gund III to assemble a group of local investors to purchase the team in 2001. He's the franchise's governor to the National Hockey League and was elected by the NHL's Board of Governors to the League's 10-person Executive Committee in 2007.

In these roles, Jamison, 59, oversees all aspects of the day-to-day business operations and handles all major company decisions for SVS&E. This division of the company, created in the summer of 2000, oversees all business operation aspects of the San Jose Sharks, HP Pavilion at San Jose and select HP Pavilion events. In addition, SVS&E manages all or parts of Sharks Ice at San Jose (the Sharks official training facility), Sharks Ice at Fremont, Oakland Ice Center operated by Sharks Ice, the SAP Open (San Jose, Calif.) and Regions Morgan Keegan Championships (Memphis, Tenn.) ATP Tour Tennis tournaments, Cellular South Cup (Memphis) WTA Tour tennis tournament, the American Hockey League's Worcester Sharks (the Sharks top development affiliate) as well as select HP Pavilion events such as American Metal & Iron Fight Night at the Tank (professional boxing) and Strikeforce Mixed Martial Arts.

Current outside entities utilizing the experience and services of SVS&E business units include the San Francisco 49ers, Oakland Raiders, San Francisco and San Jose Giants, San Jose Earthquakes, FC Gold Pride, Stanford University Athletics, San Jose State University Athletics, Oregon State University Athletics, as well as corporate clients such as Brocade, Lockheed, SAVVIS, 2wire, Sanmina, Electronic Arts and more.

During his tenure, Jamison has overseen the transformation of the Sharks into one of the NHL's most respected and successful franchises. In his 12 seasons as president, the team has advanced to the Stanley Cup Playoffs 10 times, including the capturing the Presidents' Trophy in 2009 and the franchise's first berth in the Western Conference Finals in 2004.

Over the last five seasons, only the Detroit Red Wings have appeared in more playoff rounds and posted more regular season points than the San Jose Sharks (10 playoff rounds, tied with Anaheim; 535 regular season points, second in NHL).

Initially hired in 1993 for his proven leadership and ability to mesh the unique needs of all franchise supporters — including fans, businesses and corporate partners — with the talents of the club's front office personnel, Jamison's leadership role extends to working closely with Executive Vice President and General Manager Doug Wilson on a variety of organizational and hockey department issues, including major player and personnel decisions and issues relating to overall company objectives and philosophy.

In March 2001, Jamison presided over the renaming of San Jose Arena to HP Pavilion. This important agreement ensuring that the team would remain in San Jose through 2015, provides the necessary resources to continually upgrade and maintain the facility and created the HP Pavilion Community Fund, which provides a minimum of \$500,000 annually to community endeavors throughout the Bay Area. In 2007, Jamison announced a \$17.5-million upgrade to facility's scoreboard, fascia signage and sound system, allowing HP Pavilion to remain as the premier entertainment venue in Northern California.

Since Jamison's arrival, the Sharks have also implemented numerous creative programs to benefit the Bay Area community. First and foremost was the creation of the Sharks Foundation — established to meet the educational, social and cultural needs of the local community by offering unique resources and financial support to those in need. Last year, the Sharks Foundation donated nearly \$240,000 to 10 beneficiaries and more than \$3.9 million since its inception in 1995. Other community-related programs, such as the innovative "Reading Is Cool" program, clearly place the Sharks at the forefront of community relations and strengthen the team's policy of being a "good neighbor" to Bay Area residents.

Jamison is an active participant in the endeavors of several local community organizations, including serving as past president of the Board of Trustees of Ballet San Jose and past chairman of the San Jose Convention & Visitors Bureau board. He's a member of several other boards — including Bay Area Council, William Jessup University, The First Tee and is the chairman of the San Jose Sports Authority board.

Jamison arrived in San Jose after a notable stint as vice president of business operations with the Indiana Pacers of the National Basketball Association from 1987-93. Under Jamison's leadership, the Pacers were annually considered among the NBA's top clubs in sponsorships, ticket sales, team merchandise and broadcast production.

From 1980-87, Jamison served as director of marketing for the Dallas Mavericks, where he was pivotal in raising the club from expansion team status to one of the most respected front offices in the NBA. Jamison's career in athletics began in 1977 with a three-year stint as director of marketing for Athletes in Action, a Christian amateur sports organization.

A native of the Pacific Northwest, Jamison earned a bachelor's degree in education from Northwest Nazarene (Idaho) College and a master's degree in administration from Colorado State University.



MALCOLM BORDELON

Executive Vice President of Business Operations



FRONT OFFICE

Malcolm Bordelon enters his 16th season with Silicon Valley Sports & Entertainment and the San Jose Sharks, his 14th as executive vice president of business operations, having been promoted to the post by President and CEO Greg Jamison on March 15, 1996. Bordelon previously served as vice president, broadcast and media marketing since joining the club in July 1994.

Bordelon, 51, oversees the following departments of the Sharks: Broadcasting; Marketing; Ticket Sales and Service; Event Presentation; Communications, which includes Fan Development, Internet Services, Media Relations and Public Relations; and Corporate Partnerships, which includes Suite Sales and Hospitality; as well as SVS&E Merchandise and SVS&E Publishing. He also oversees business operations for the SAP Open tennis tournament (ATP circuit) and two tennis properties in Memphis, Tenn. (Regions Morgan Keegan Championships [men's] and Cellular South Cup [women's]).

Furthermore, as a member of Senior Management, Bordelon is involved in review and pursuit of new business opportunities for SVS&E. In addition to overseeing the business operations of the Sharks, Bordelon has played a key role in developing and is also responsible for managing Silicon Valley Sports & Entertainment.

This division of the company, created in the summer of 2000, oversees all business operation aspects of the San Jose Sharks, HP Pavilion at San Jose and select HP Pavilion events. In addition, SVS&E manages all or parts of Sharks Ice at San Jose (the Sharks official training facility), Sharks Ice at Fremont, Oakland Ice Center operated by Sharks Ice, the SAP Open (San Jose, Calif.) and Regions Morgan Keegan Championships ATP Tour Tennis tournaments, Cellular South Cup WTA Tour tennis tournament, the American Hockey League's Worcester Sharks (the Sharks top development affiliate) as well as select HP Pavilion events such as American Metal & Iron Fight Night at the Tank (professional boxing) and Strikeforce Mixed Martial Arts.

Current outside entities utilizing the experience and services of SVS&E business units include the San Francisco 49ers, Oakland Raiders, San Francisco and San Jose Giants, San Jose Earthquakes, FC Gold Pride, Stanford University Athletics, San Jose State Athletics, Oregon State University Athletics, as well as corporate clients such as Brocade, Lockheed, SAVVIS, Zwire, Sanmina, Electronic Arts and more.

Most recently, Bordelon played an integral role in the planning and launch of the Sharks updated logo for the 2007-08 season. Bordelon also worked closely with Reebok/CCM and the National Hockey League to develop and coordinate the launch of the Sharks new uniform for 2007-08 and has been a central figure in the concept, design and implementation of the Sharks "black" third jersey.

In addition, Bordelon is the franchise contact for a number of NHL sponsorship, broadcasting and other business-related issues. In that capacity, he served as the team's primary contact and coordinator with the NHL for the 1997 All-Star Game as the Sharks and the City of San Jose played hosts to what has been called one of the most successful mid-season classics ever conducted. He also worked with the NHL as the club's main liaison for the Sharks two-game series vs. the Calgary Flames in GAME ONE Japan, the NHL's kickoff weekend to the 1998-99 season in Tokyo.

The Sharks have also made significant gains in corporate partnerships under Bordelon's direction, including the naming of HP Pavilion at San Jose and the club level of the facility as The Comerica Bank Club. Since he joined the organization, numerous Bay Area high-tech companies have made their first forays into sports sponsorship with the Sharks and other SVS&E properties.

Bordelon was named to the initial steering committee of the San Francisco Chapter of the National Sports Marketing Network, an industry trade organization for sports business professionals. Bordelon currently serves on the board of the San Jose Downtown Foundation and also served as the San Jose Downtown Association president in 1998 and 1999 and remains an active member. Bordelon is a member of the American Leadership Forum-Silicon Valley, (Class XVIII), a nonprofit organization dedicated to building a better Silicon Valley community by joining and strengthening leaders to serve the public good.

Bordelon joined the Sharks after spending six years as director of sponsorship sales and promotions with the Indiana Pacers. Previously, he spent seven years within the advertising industry, including stints in media sales with Carlisle Outdoor Advertising and advertising agencies Ogilvy & Mather and Cunningham & Walsh, claiming numerous national and local awards and citations for outstanding creative and professional achievement.

A native of Houston, he graduated from Texas Tech University with a degree in advertising. Upon his graduation, he was named the American Advertising Federation Outstanding Advertising Student and the Texas Tech School of Mass Communications Most Outstanding Student. In addition, on Oct. 16, 1999, Bordelon was awarded the "Outstanding Alumni of the School of Mass Communications" during Texas Tech's homecoming festivities. He and his family live in the Almaden area of San Jose.



CHARLIE FAAS

Executive Vice President and Chief Financial Officer



Charlie Faas enters his seventh year with Silicon Valley Sports & Entertainment as executive vice president and chief financial officer.

Faas oversees finance, accounting, information technology and human resources. As the chief financial officer, he's responsible for all financial matters with regards to Silicon Valley Sports & Entertainment, including the San Jose Sharks, HP Pavilion Management, Sharks Ice at San Jose (the Sharks official training facility), Sharks Ice at Fremont, Oakland Ice Center operated by Sharks Ice, the SAP Open (San Jose, Calif.) and Regions Morgan Keegan Championships (Memphis, Tenn.) ATP Tour Tennis tournaments, Cellular South Cup (Memphis) WTA Tour tennis tournament, the American Hockey League's Worcester Sharks (the Sharks top development affiliate) as well as select HP Pavilion events such as American Metal & Iron Fight Night at the Tank (professional boxing) and Strikeforce Mixed Martial Arts.

Along with HP Pavilion Executive Vice President and General Manager Jim Goddard, Faas serves as a board member of Explosion Entertainment, LLC, which is a joint venture between SVS&E and West Coast Productions to operate Strikeforce Mixed Martial Arts. Strikeforce events appear on Showtime, airing on Friday and Saturday nights each month.

Faas works closely with the board of directors of San Jose Sports & Entertainment Enterprises. His duties also include business acquisitions and compliance with National Hockey League and City of San Jose reporting requirements. He also serves as a board member of the Sharks Foundation.

Faas is a member of the board of directors for the San Jose After-School All Stars (ASAS) and the San Jose Sports Authority (SJSA). In June 2006, he was honored as the 2006 recipient of the "Mary Angela DiGiovanni Beacon of Light Award," presented on behalf of the National Board of Directors of the After-School All-Stars program for outstanding contributions by an individual. ASAS is a non-profit organization that provides year-round sports, cultural, academic and technology programs for at-risk youth throughout the greater San Jose community. It is part of the National ASAS program founded by California Governor Arnold Schwarzenegger. SJSA is a non-profit organization that serves as the sports marketing agency for the City of San Jose.

In November 2008, Faas was awarded the "CFO of the Year" Award from the *Silicon Valley Business Journal* in the private business category.

Before joining the organization, Faas held various finance positions in California and New York, most recently as the chief financial officer at Pharsight Corporation. His additional experience includes stints as corporate controller for ZLand.com, methodology services controller and finance director with Cadence Design Systems and numerous financial management positions at IBM.

A native of upstate New York, Faas earned a bachelor's degree in business administration and accounting from Siena College and graduated from the executive education program from the Anderson School at UCLA.

Faas has also served as an adjunct professor at the University of San Francisco, teaching finance and accounting for their master's degree program in sports management.





JIM GODDARD

Executive Vice President, General Manager
(HP Pavilion at San Jose)

Jim Goddard enters his 19th season with Silicon Valley Sports & Entertainment and his 12th as executive vice president and general manager of HP Pavilion at San Jose.

Goddard, 60, oversees all facets of the building's operation, including ticket operations, event booking, guest services, parking, food services, engineering and facility technical operations. He's the point person for all discussions between building management and the City of San Jose. Goddard also implements and oversees all building improvements, from the design phase to final construction and sign-off.

In the summer of 2007, Goddard helped implement an ambitious, \$17.5 million capital upgrade project to HP Pavilion that included the a new, multi-level LED scoreboard, LED full-color fascia display, a state-of-the-art seating area sound system, roof-rigging weight capacity increase, a new HDTV control room and an additional concourse level suite.

Goddard also oversaw two separate expansion and renovation projects of Sharks Ice at San Jose, which included the addition of a multi-million dollar, 58,000-square foot training and practice facility for the Sharks in August 2000 and a fourth sheet of ice in 2005. The facility is the largest ice facility under one roof west of the Mississippi River. In addition, the facility operates "Stanley's," a 5,400-square foot sports bar which overlooks three of the four ice surfaces and boasts 11 flat-screen plasma televisions and a state-of-the-art sound system.

From 1993-96, he served as vice president of building operations and from 1990-93, Goddard served as San Jose Arena project manager, helping oversee the design and construction of the facility. He represented the Sharks and HP Pavilion Management interests in working with the City of San Jose, architects, consultants and contractors.

Goddard came to San Jose from Minnesota, where he completed a 23-year term of service at the Met Center, finishing as vice president of Met Center Operations. While at the Met Center, Goddard was involved in all aspects of the management and operation of the facility, working with promoters, tenants, concessionaires and suppliers to ensure a consistent level of superior service was enjoyed by everyone involved with the building.

Goddard attended the University of Minnesota.



DON GRALNEK

Executive Vice President and General Counsel

Don Gralnek begins his 12th season with Silicon Valley Sports & Entertainment and ninth as executive vice president and general counsel. Having previously served as vice president and general counsel since August 1997, Gralnek oversees all legal matters with regards to all of SVS&E's properties.

Gralnek previously was a senior partner in the Los Angeles office of Jones, Day, Reavis & Pogue and he served as outside legal counsel to the Sharks and the building since the team's inception in 1990. In addition, he also worked closely on behalf of San Jose Arena Management with the San Jose Redevelopment Agency and the City of San Jose on the original facility construction.

Gralnek has concentrated his practice of the law in the areas of real estate and environmental protection. His experience in real estate extends from land use regulation, acquisitions, development, financing, sales, learning and partnerships/joint ventures.

A graduate of the University of California at Berkeley's prestigious Boalt Hall School of Law, Gralnek also earned a master's degree in city planning from Berkeley in 1971 and an undergraduate degree in history with honors from Stanford University in 1967.

The Chicago native is a member of the State Bar of California, as well as the Los Angeles and Santa Clara County Bar Associations and has taught courses for the University of California and San Jose State University. He's an active board member of the Tech Museum of Innovation, the Silicon Valley Land Conservancy, the San Jose Silicon Valley Chamber of Commerce and the San Jose Rotary.



DOUG WILSON

Executive Vice President and General Manager



Through strong drafting, shrewd trades and timely free agent signings, Executive Vice President and General Manager Doug Wilson has crafted one of the National Hockey League's most successful on-ice franchises since being named to his post before the 2003-04 season.

In his first five seasons in charge of the Sharks hockey department, Wilson, who also serves as the team's alternate governor to the NHL, has guided the team to its most successful era since the franchise's inception, capturing the Presidents' Trophy (2009), three Pacific Division titles (2004, 2008 and 2009) and advancing to the Western Conference Finals in 2004.

In his tenure as general manager, only the Detroit Red Wings have appeared in more Stanley Cup Playoff rounds (13) than San Jose (10).

During that same span, the Sharks rank second in regular season points (535, 240-115-55 record), second in wins among all NHL teams and has nearly posted five consecutive 100-point seasons (2003-04 — 104; 2005-06 — 99; 2006-07 — 107; 2007-08 — 108, 2008-09 — 117), an average of 107 points per season.

In 2008-09, the team captured the Presidents' Trophy and set new franchise marks for wins (53), points and home wins (32). They were the only NHL team to be ranked among the League's top-five in power play, penalty kill, shots for, shots against and faceoff wins.

In his current role, Wilson has overall authority regarding all hockey-related operations. He oversees all player personnel decisions, negotiates player contracts, coordinates the efforts of the team's scouting department, leads the team in its draft day preparation and administers the club's player evaluation process at all professional, minor and junior levels.

In his previous role as the team's director of pro development (1997-03), the 16-year NHL veteran's responsibilities included evaluating talent at all professional and minor league levels and continuous assessment of the Sharks roster and reserve list. In addition, he provided valuable input assisting in the club's player development programs and consulting with the hockey department on all major personnel issues, special assignments and contract negotiations.

Working closely with the entire hockey department, Wilson played a major role in creating a positive atmosphere in the dressing room and on-the-ice attractiveness to obtaining and retaining veteran free agents such as Vincent Damphousse, Mike Ricci, Gary Suter, Scott Thornton and Mike Vernon.

The 51-year-old Wilson was an integral member of the NHL Players' Association for four years (1993-97). With the NHLPA, he served as coordinator of player relations and business development and was primarily responsible for overseeing player relations, the development of business ventures and managing international affairs. Wilson is also a past president of the NHLPA.

Wilson sat on the board of the Canadian Hockey Association and has extensive experience in talent evaluation. He served as management consultant for Canada's entries in the 1994, 1995, 1996 and 1997 World Junior Championship tournaments — resulting in four consecutive gold medal finishes and also served on the management team for Canada's entry in the 1998 Winter Olympic Games.

Wilson draws on a vast amount of hockey knowledge and expertise throughout his on- and off-the-ice experiences. His older brother, Murray, played seven NHL seasons, capturing four Stanley Cup Championships with the Montreal Canadiens (1973, 1976-78). As a member of the Ontario Hockey League's Ottawa 67s, Wilson played for Hall of Famer Brian Kilrea, junior hockey's all-time winningest coach. During his tenure with the Chicago Blackhawks, he was a teammate of NHL legend Bobby Orr and a roommate with Hall of Famer Stan Mikita.

In 2004, Wilson was named to the NHL Game Committee, a panel of players, coaches, executives and media responsible for examining all aspects of the game. The committee, which initially met during the offseason, included Hall of Fame Coach Scotty Bowman, Pittsburgh's Chairman of the Board Mario Lemieux and former national television analyst/goaltender and current St. Louis President of Hockey Operations John Davidson, among others.

A first round draft choice (sixth overall) by the Blackhawks in 1977 after a stellar junior career with the Ottawa 67s, Wilson played 14 seasons in Chicago and still ranks as the club's highest scoring defenseman in points (779 — fifth overall), goals (225 — 12th overall) and assists (554 — third overall). Wilson ranks fifth all-time in games played (938) for Chicago. In addition, he led all Blackhawks defensemen in scoring for 10 consecutive seasons (1980-81 through 1990-91) and captured the 1982 James Norris Memorial Trophy, symbolic of the League's top defenseman, when he tallied 39 goals and 85 points — still Blackhawks single-season records for goals and points for a defenseman.

He was selected to eight NHL All-Star Games (seven with Chicago and one with San Jose) and while with



Chicago, Wilson was named as an NHL First Team All-Star in 1982 and twice was named as an NHL Second Team All-Star (1985 and 1990).

Acquired by San Jose from Chicago just before the Sharks inaugural season (1991-92), Wilson brought instant credibility and respect to the young franchise. He played two seasons for the Sharks, scoring 48 points (12 goals, 36 assists) in 86 games and, entering this season, ranks tied for 56th on the Sharks all-time scoring list, tied for 17th all-time among defensemen.

Included in Wilson's Sharks career highlights are serving as the franchise's first team captain (1991-93), being the team's first representative in an All-Star Game (1991-92), playing in his NHL-milestone 1,000th game on Nov. 21, 1992 (77th player in League history) and twice named Sharks nominee (1992 and 1993) for the King Clancy Award (for leadership and humanitarian contributions both on-and off-the-ice). At his 1,000th NHL game played ceremony, he announced the creation of the Doug Wilson Scholarship Foundation, to provide assistance to worthy college-bound Bay Area students, which continues today.

Wilson announced his retirement as a member of the Sharks during training camp in 1993-94 after playing in 1,024 career games. In addition, he played in 95 career playoff games and scored 80 points (19 goals, 61 assists). The Ottawa, Ontario native scored 827 points (237 goals, 590 assists) during his career that began in 1977-78 with Chicago.

In 2004, Wilson was named to the Positive Coaching Alliance's National Advisory Board. PCA, established at Stanford University in 1998, looks to create a positive character-building experience by using sports to teach life lessons while de-emphasizing the "win-at-all-cost" mentality.

Wilson was inducted into the Chicago Sports Hall of Fame in September 1999. He also serves on the NHL's board of directors for the alumni association.

In October 1998, the Ottawa 67s honored his stellar career by retiring his No. 7 sweater. Known as an offensive defenseman, he recorded 295 points in 194 OHL games with the 67s from 1975-77. In addition, during the same weekend of activities in his hometown, he was inducted into the Ottawa Sports Hall of Fame.

Wilson and his wife, Kathy, have four children: Lacey, Doug, Charlie and Chelsea.

PLAYING CAREER OF DOUG WILSON

Season	Club	League	GP	G	A	PTS	PIM	Playoffs				
								GP	G	A	PTS	PIM
1974-75	Ottawa	OHA	55	29	58	87	75	7	2	3	5	6
1975-76	Ottawa	OHA	58	26	62	88	142	12	5	10	15	28
1976-77	Ottawa	OHA	43	25	54	79	85	15	4	20	24	34
1977-78	Chicago	NHL	77	14	20	34	72	4	0	0	0	0
1978-79	Chicago	NHL	56	5	21	26	37	—	—	—	—	—
1979-80	Chicago	NHL	73	12	49	61	70	7	2	8	10	6
1980-81	Chicago	NHL	76	12	39	51	80	3	0	3	3	2
1981-82	Chicago	NHL	76	39	46	85	54	15	3	10	13	32
1982-83	Chicago	NHL	74	18	51	69	58	13	4	11	15	12
1983-84	Chicago	NHL	66	13	45	58	64	5	0	3	3	0
1984-85	Chicago	NHL	78	22	54	76	44	12	3	10	13	12
	Canada	Canada Cup	7	2	1	3	4	—	—	—	—	—
1985-86	Chicago	NHL	79	17	47	64	80	3	1	1	2	2
1986-87	Chicago	NHL	69	16	32	48	36	4	0	0	0	0
	NHL All-Stars	RdV'87	2	1	1	2	0	—	—	—	—	—
1987-88	Chicago	NHL	27	8	24	32	28	—	—	—	—	—
1988-89	Chicago	NHL	66	15	47	62	69	4	1	2	3	0
1989-90	Chicago	NHL	70	23	50	73	40	20	3	12	15	18
1990-91	Chicago	NHL	51	11	29	40	32	5	2	1	3	2
1991-92	San Jose	NHL	44	9	19	28	26	—	—	—	—	—
1992-93	San Jose	NHL	42	3	17	20	40	—	—	—	—	—
	Sharks Totals		86	12	36	48	66	—	—	—	—	—
	NHL Totals		1024	237	590	827	830	95	19	61	80	86

Drafted by Chicago in 1977 (1st round, 6th overall). **Traded by Chicago to San Jose in exchange for Kerry Toporowski and a second round selection (27th overall) in the 1992 NHL Entry Draft, Sept. 6, 1991.** Retired, Sept. 10, 1993.

HONORS: OHA First All-Star Team (1977), NHL First All-Star Team (1982), James Norris Trophy (NHL's top defenseman, 1982), NHL Second All-Star Team (1985 and 1990), NHL All-Star Game (1982-86, 1990 and 1992).

KEN CAVENEY

Vice President of Finance

Ken Caveney begins his eighth year as vice president of finance for Silicon Valley Sports & Entertainment and has been associated with the organization for 19 years. He has been employed by the organization since 1994, previously serving as tax manager and director of finance.

Caveney, 42, directs the financial reporting environment for all of SVS&E's properties including compliance with National Hockey League and City of San Jose reporting requirements. In addition, Caveney is responsible for the tax, budgeting, forecasting and financial modeling processes for the company.

From 1991-93, Caveney provided consultation services to the Sharks while with Deloitte & Touche, LLP. He became recognized as a Certified Public Accountant in California in 1993.

Caveney has served as a volunteer consultant for more than 19 years through Junior Achievement's Applied Economics program, having worked in classrooms at various San Jose high schools including Pioneer, Santa Teresa, Gunderson and Valley Christian.

Born in San Francisco, Caveney was raised in Salinas. He earned an associate's degree from Hartnell College, a bachelor's in business from Cal Poly at San Luis Obispo and a master's degree in taxation from San Jose State University. Caveney currently serves on Cal Poly's Accounting and Law Advisory Council.



ERIC MASTALIR

Vice President of Corporate Partnerships

Eric Mastalir enters his second season as vice president of corporate partnerships with Silicon Valley Sports & Entertainment, where he oversees all sponsorship sales and service efforts for SVS&E, including the San Jose Sharks, HP Pavilion Management, Sharks Ice at San Jose (the Sharks official training facility), Sharks Ice at Fremont, Oakland Ice Center managed by Sharks Ice, the SAP Open (San Jose) as well as select HP Pavilion events such as American Metal & Iron Fight Night at the Tank (professional boxing) and Strikeforce Mixed Martial Arts.

In addition, he oversees the HP Pavilion suite sales and hospitality staff.

Mastalir spent 2005-08 with Maloof Sports & Entertainment, where he successfully led efforts to grow the organization's corporate sponsor base of the Sacramento Kings, Sacramento Monarchs and ARCO Arena. With a background boasting experience in both the corporate and agency world, Mastalir has worked in corporate sales and business development for companies such as adidas, Bausch & Lomb and LVMH. On the agency side at Omnicom, he has been involved in corporate sponsorships and marketing for companies wishing to leverage global sports and entertainment events. He has worked with clients on high-profile properties such as the Olympics, Super Bowl, Grammy Awards and the Sundance Film Festival.

Mastalir, 41, holds a bachelor's degree in philosophy from Stanford University, where he earned NCAA All-American honors in track and cross country.



KENT RUSSELL

Vice President of Sales and Marketing

Kent Russell enters his 14th season with Silicon Valley Sports & Entertainment (SVS&E), his ninth as vice president of sales and marketing. He joined the organization in September 1996 as director of ticket sales and promotions.

Russell oversees Ticket Sales, Service and Operations, Marketing, Advertising and Database Management as well as Event Presentation for the San Jose Sharks, SAP Open (Worldwide ATP Tour), American Metal & Iron Fight Night at The Tank, Strikeforce Mixed Martial Arts, as well as select HP Pavilion events. He also manages SVS&E's Memphis, Tenn. properties — Regions Morgan Keegan Championships (Worldwide ATP Tour), Cellular South Cup (Sony Ericsson WTA Tour) and The Racquet Club of Memphis — an 188,000 square foot, full-service racquet, swim and fitness club.

As the chief marketing officer for SVS&E, Russell oversees a variety of HP Pavilion events, and is also responsible for marketing and selling HP Pavilion to the entertainment, sporting and event industries — as the top facility in Northern California — at which to entertain, play and compete.

Russell serves as a board member for the San Jose Silicon Valley Chamber of Commerce — a coalition of businesses representing more than a quarter of a million jobs across every sector of the economy.

Before joining SVS&E, he spent three years with the NFL's Los Angeles Rams as director of sales and marketing,





where his responsibilities included ticket sales, marketing, advertising and corporate sponsorships. His experience also includes stints as vice president of sales and promotions for the Arena Football League's Anaheim Piranhas as well as general manager of several franchises in the Major Indoor Soccer League.

A native of Cleveland, Russell earned a bachelor's in communications from Ohio University and a master's in sports administration from The Ohio State University.

Russell and his wife, Mary, recently celebrated their 25th wedding anniversary and reside in San Jose.

RICH SOTELO

Vice President of Building Operations

Rich Sotelo enters his 17th year with Silicon Valley Sports & Entertainment and his 10th as vice president of building operations. From 1995-99, he served as director of operations for San Jose Arena Management.

Sotelo, 52, oversees various aspects of HP Pavilion at San Jose's Building Operations Department, including audio/visual, engineering, security, conversion, cleaning, facility enhancements and construction projects. In addition, Sotelo is responsible for coordinating the facility's Emergency Response Contingency Planning and, utilizing his past knowledge and involvement with labor union negotiations, he is HP Pavilion at San Jose's liaison and main negotiator in handling all collective bargaining agreements with the various unions.

With a 27-year background in engineering and facility operations, Sotelo, who began his career at San Jose Arena after initially being hired in 1993 by Johnson Controls, also possesses an intricate understanding of the building's inner workings. He has extensively handled equipment and facility shakedown, developed a vast knowledge of arena equipment and facilities, implemented the process to inspect and catalog all equipment locations and continues to monitor all maintenance needs.

His experience was invaluable in managing HP Pavilion at San Jose improvement projects such as the installation of an additional ice making chiller, installation of dehumidification equipment and the challenging placement of the HP Pavilion signs that adorn both entrances and the roof.

In the summer of 2007, Sotelo oversaw the ambitious, \$17.5-million capital upgrades project to HP Pavilion that included the new, multi-level Daktronics LED scoreboard, LED full color fascia display, a state-of-the-art seating-area sound system, acoustic panels, roof-rigging weight capacity increase, a new HDTV control room and an additional concourse level suite.

In addition to onsite building projects, he worked on and oversaw two separate expansion and renovation projects of Sharks Ice at San Jose, which included the addition of a multi-million dollar, 58,000-square foot training and practice facility for the Sharks in August 2000 and a fourth sheet of ice in 2005. The facility is now the largest ice facility under one roof west of the Mississippi River. In addition, the facility added Stanley's, a 5,400-square foot sports bar which overlooks three of the four ice surfaces and boasts 11 flat-screen plasma televisions and a state-of-the-art sound system.

A native Californian, Sotelo was raised in San Leandro and attended Chabot College in Hayward. Sotelo is on the board of directors for the San Jose Sports Hall of Fame.



WAYNE THOMAS

Vice President and Assistant General Manager

Wayne Thomas recently completed his 13th season as assistant general manager and his eighth as vice president, providing Sharks Executive Vice President and General Manager Doug Wilson with an experienced, versatile and valuable assistant.

Thomas, 61, is well versed in all aspects of the National Hockey League, garnering experience from 39 years of being a player, head coach, assistant coach, advance scout and executive. Before his promotion in March 1996, he was in his third season as Sharks assistant coach and assistant to the general manager.

An Ottawa, Ontario native, Thomas is intimately involved with all aspects of the Sharks on- and off-ice operations, including evaluating players on the Sharks reserve list with special emphasis on goaltenders, scouting other NHL teams and taking an active role in contract negotiations and player personnel matters.

In addition, Thomas serves as the general manager of the American Hockey League's Worcester Sharks (the organization's top development affiliate) and also supervises the relationship between the organization and its other player development teams, including the ECHL's Kalamazoo Wings. Last season, Worcester advanced to the AHL Atlantic Division Finals.

For the past six seasons, Thomas has also taken on a more advanced, day-to-day role in working with the



Sharks goaltenders on- and off-the-ice. He also oversees the work of Goaltending Coach Corey Schwab, who handles goaltending coaching duties for Sharks prospects in Worcester, Kalamazoo, and other amateur leagues.

Thomas serves an important role as a liaison between the coaches, training staff and the hockey department, facilitates the interaction of hockey department personnel within the organization, coordinates the construction of the NHL pre- and regular season schedules, assists the efforts of the Sharks scouting staff and coordinates a variety of front office administrative matters.

Under Thomas' direct supervision and following the franchise's goal of developing players from within, the Sharks AHL affiliate system has produced a number of key players on the Sharks current roster, which were acquired through the NHL Entry Draft such as Evgeni Nabokov, Joe Pavelski, Ryane Clowe, Devin Setoguchi, Douglas Murray and Jamie McGinn.

In his role as Sharks assistant coach from 1993-96, Thomas assisted with game strategy, advance scouting of opponents and performed individual work with the Sharks goaltenders. In addition, he collaborated with the general manager on a year-round basis regarding administrative matters.

Thomas joined the Sharks coaching and management staff for the 1993-94 season after spending three seasons (1990-93) as an assistant coach with the St. Louis Blues. Thomas also served in that capacity with the Chicago Blackhawks in 1987-88 and was head coach at Peoria (International Hockey League) from 1988-90 and at Salt Lake City from 1985-87. His 1985-86 squad captured the IHL's Turner Cup Championship.

A former NHL goaltender, his playing career consisted of 243 games over nine seasons, including stints with Montreal, Toronto and the New York Rangers. Thomas was a member of the Canadiens 1972-73 Stanley Cup Championship squad. Additional career highlights included being selected to and getting the win at the 1976 NHL All-Star Game as a member of the Maple Leafs, posting 10 career shutouts — including one in his first NHL start — and a lifetime goals-against average of 3.34. After his retirement in 1981, Thomas spent four seasons as an assistant coach with the Rangers.

Thomas has a bachelor's degree in physical education from the University of Wisconsin, where he played three years of hockey from 1967-70.

JOE WILL

Director of Hockey Operations

Joe Will, 45, begins his fifth season as director of hockey operations. Will has been a member of the Sharks organization since its inception in July 1990, serving as scouting coordinator and assistant to the general manager before his promotion.

Will works closely with Executive Vice President and General Manager Doug Wilson on all daily departmental functions and his primary responsibilities include contract research and negotiations, scouting operations, fiscal planning and salary cap analysis and hockey administration. He is the lead coordinator and planner for the Sharks training camp scouting meetings and scouting conference calls each season.

One of his most important duties involves the tracking, analyzing and projecting of the team's player payroll relative to the current and future National Hockey League salary cap to prevent the team from becoming financially handcuffed.

Will also works with the organization's professional scouts and management team in player research for expansion, waivers, free agency and trades. His expert analysis of economic trends in the NHL has led to the Sharks acquisition and retention of key veteran players over the years.

The Bloomington, Minn. native also works with Director of Scouting Tim Burke in the development and implementation of draft prospect testing, draft table operations and computer scouting analysis. He's an integral part of draft-day strategy that has acquired numerous players. Without his coordinating efforts, the team would not have drafted 2001 Calder Memorial Trophy winner Evgeni Nabokov in 1994. In addition, he developed the Sharks computer scouting program that pioneered the advent of scouting programs used throughout the National Hockey League.

Before joining San Jose, Will spent six years in the Minnesota North Stars organization in various capacities.





TODD MCLELLAN

Head Coach



FRONT OFFICE

In his first season as a head coach in the National Hockey League, Todd McLellan produced one of the most remarkable debuts in League history.

Named as a finalist for the Jack Adams Trophy, McLellan, 41, became just the sixth NHL coach (and first since 1990) to lead his team to the Presidents' Trophy for the best overall regular season record (53-18-11) in his first season behind the bench. Only Tom Johnson's 1970-71 Boston Bruins won more home games (33) than McLellan's Sharks (32) and the team's 53 wins placed him tied for second behind Johnson (57 wins) for most overall coaching wins by a rookie head coach. In addition, McLellan's .713 points percentage ranks third all-time among first year bench bosses with at least 80 games coached.

In 2008-09, the Sharks collected 52 points through the first 30 games of the season (32-5-4), which is an NHL record and began the season 20-0-2 at HP Pavilion. They were the only team in the League to be in the top-five of each of the following categories: power play (third, 24.2 percent), penalty kill (fifth, 83.3), shots for (third, 33.2), shots against (first, 27.2) and faceoffs (second, 53.8).

The team also averaged 33.2 shots per game (third NHL — franchise record) and posted 40-plus shots in a game 19 times and a staggering 45-plus shots nine times. The Sharks set a franchise record for most shots in a game (57 vs. Nashville on Nov. 11). On the other side of the puck, San Jose's 2.43 goals-allowed per game ranked third among all NHL teams.

Named as the seventh head coach in San Jose Sharks franchise history on June 12, 2008, McLellan was widely recognized as one of the top up-and-coming talents on the NHL coaching scene.

Most recently before joining San Jose, he spent three seasons as an assistant coach under Mike Babcock with the Detroit Red Wings, culminating with winning the 2008 Stanley Cup.

Over the course of those three seasons, the Red Wings served as one of the NHL's most dominant teams. Detroit won the Presidents' Trophy as the NHL's top regular season team twice (2007-08 and 2005-06) and finished second in 2006-07, tying the Buffalo Sabres for first in points (113) but having three fewer wins. The team advanced to the Western Conference Finals in 2006-07 before falling in six games to the eventual Stanley Cup Champion Anaheim Ducks.

Also during that span, no NHL team won more games (162) or earned more standings points (352) than Detroit.

One of McLellan's key responsibilities was working with the Red Wings power play, which finished third in the NHL in 2007-08 (20.7 percent) and first in 2005-06 (22.1).

Before being hired in Detroit, McLellan spent four seasons as head coach of the Houston Aeros in the American Hockey League, including capturing the 2003 AHL Calder Cup Championship. Under his guidance, McLellan led the Aeros to a 154-111-37-18 mark (.567 winning percentage). He was named Minor Coach of the Year in 2003 by *The Hockey News* and also was selected to coach two AHL All-Star Games during his tenure in Houston.

In 2000-01, he served as the head coach of the Cleveland Lumberjacks of the International Hockey League, posting a 43-32-7 record.

From 1994-95 through 1999-00, McLellan coached the Swift Current Broncos of the Western Hockey League, where he also served as general manager in his final four WHL seasons. He was named WHL Coach of the Year in 2000 and WHL Executive of the Year in 1997. The team captured division titles in 1996 and 2000.

In his 15 years of serving as a head and assistant coach, McLellan's teams have never missed the postseason.

McLellan, a native of Melville, Saskatchewan, played his junior hockey with Saskatoon (WHL) and was drafted by the New York Islanders in the fifth round (106th overall) in the 1986 NHL Entry Draft. He played parts



Coach Todd McLellan (left, next to Boston's Claude Julien) was one of three finalists for the 2009 Jack Adams Award as the National Hockey League's Coach of the Year. McLellan (Western Conference) and Julien (Eastern Conference) were the head coaches for their teams in the 2009 NHL All-Star Game.

of two seasons with Springfield in the American Hockey League and played in five games with the Islanders in 1987-88, posting two points (one goal, one assist) before a shoulder injury ended his career.

McLellan and his wife, Debbie, have two sons: Tyson and Cale.

PLAYING CAREER OF TODD McLELLAN

Season	Club	League	GP	G	A	PTS	PIM	PLAYOFFS				
								GP	G	A	PTS	PIM
1983-84	Saskatoon	WHL	50	8	14	22	15	--	--	--	--	--
1984-85	Saskatoon	WHL	41	15	35	50	33	3	1	0	1	0
1985-86	Saskatoon	WHL	27	9	10	19	13	13	9	3	12	8
1986-87	Saskatoon	WHL	60	34	39	73	66	6	1	1	2	2
1987-88	NY Islanders	NHL	5	1	1	2	0	--	--	--	--	--
	Springfield	AHL	70	18	26	44	32	--	--	--	--	--
1988-89	Springfield	AHL	37	7	19	26	17	--	--	--	--	--
	NHL TOTALS		5	1	1	2	0	--	--	--	--	--

COACHING CAREER OF TODD McLELLAN

Season	Club	League	W	L	T	OTL	WPCT	PTPCT	PLAYOFFS		
									W	L	WPCT
1994-95	Swift Current	WHL	31	34	7	--	.430	.479	2	4	.333
1995-96	Swift Current	WHL	36	31	5	--	.500	.534	2	4	.333
1996-97	Swift Current	WHL	44	23	5	--	.611	.645	6	4	.600
1997-98	Swift Current	WHL	44	19	9	--	.611	.673	7	5	.583
1998-99	Swift Current	WHL	34	32	6	--	.472	.513	2	4	.333
1999-00	Swift Current	WHL	47	18	4	3	.652	.701	6	6	.500
2000-01	Cleveland	IHL	43	32	0	7	.524	.567	0	4	.000
2001-02	Houston	AHL	39	26	10	5	.487	.581	8	6	.571
2002-03	Houston*	AHL	47	23	7	3	.587	.650	15	8	.652
2003-04	Houston	AHL	28	34	14	4	.350	.462	0	2	.000
2004-05	Houston	AHL	40	28	6	6	.500	.575	1	4	.200
2008-09	San Jose**	NHL	53	18	--	11	.646	.713	2	4	.333

* — won AHL Championship

** — won Presidents' Trophy

ASSISTANT COACHING RECORD OF TODD McLELLAN (under Mike Babcock)

Season	Club	League	W	L	T	OTL	WPCT	PTPCT	PLAYOFFS		
									W	L	WPCT
2005-06	Detroit**	NHL	58	16	0	8	.707	.756	2	4	.333
2006-07	Detroit	NHL	50	19	0	13	.609	.689	10	8	.555
2007-08	Detroit**	NHL	54	21	0	7	.658	.701	16	6	.727

* — won Stanley Cup

** — won Presidents' Trophy



Todd McLellan led the Sharks to their first Presidents' Trophy in 2008-09.



TRENT YAWNEY

Assistant Coach



Veteran National Hockey League coach Trent Yawney enters his second season with San Jose as an assistant coach on Head Coach Todd McLellan's staff. Yawney's primary responsibilities are working with the team's defensemen and penalty killing units, both of which made significant strides under his guidance last season.

In 2008-09, San Jose finished fifth in the NHL in penalty killing (83.3 percent), allowed the third-fewest goals per game (2.43) and allowed the fewest shots per game in the NHL (27.2), including a franchise-record low of 11 against the Stanley Cup Champion Pittsburgh Penguins on Oct. 28, 2008.

Along with the support of the coaching staff, Yawney succeeded in getting the Sharks defensemen more involved in the team's offensive attack.

The team's blueline group set franchise records for most points (203), shots (816) and power play goals (22). In addition, the Sharks became just the fourth team in NHL history to have four defensemen post 30 or more assists in a single season (Dan Boyle, 41; Rob Blake, 35; Christian Ehrhoff, 34; Marc-Edouard Vlasic, 30).

Before joining the Sharks, Yawney, 43, spent the 2007-08 season as a scout for the Anaheim Ducks in their Stanley Cup-winning season. He also served as head coach of Team Canada at the 2007 World Under-18 Championships held in Finland.

A native of Hudson Bay, Saskatchewan, Yawney spent 14 seasons with the Blackhawks organization, most recently having served as the 35th head coach in their franchise history from 2005-07. He posted a 33-55-15 record in just over one season as Chicago's bench boss.

Before serving as head coach with the Blackhawks, he was the head coach for their American Hockey League affiliate, the Norfolk Admirals, for five seasons. Under Yawney's guidance, Norfolk posted a 189-144-42-25 regular season record over five seasons while winning back-to-back South Division titles in 2001-02 and 2002-03. The Admirals made five consecutive playoff appearances and advanced to the conference semifinals twice while seeing more than 50 players advance to the Blackhawks during that span. Yawney was honored by *The Hockey News* as their "Minor Pro Coach of the Year" for 2003-04.

Yawney's coaching experience began during the 1998-99 season. He appeared in 20 games with the Blackhawks before suffering a broken arm in January. Out for the season due to the injury, Yawney began assisting the Blackhawks coaching staff on an informal basis. Upon being named head coach in February, Lorne Molleken formally named Yawney an assistant coach on Feb. 22, 1999.

Yawney played in 593 NHL games over 12 seasons with Chicago, Calgary and St. Louis. The defenseman collected 129 points (27 goals, 102 assists) along with 783 penalty minutes. He also appeared in 60 postseason contests, helping lead the Blackhawks into the 1989 and 1990 Western Conference Finals. Yawney was named as captain for Team Canada in the 1988 Winter Olympics. He was originally drafted by the Blackhawks in the third round (45th overall) of the 1984 NHL Entry Draft.

Yawney was teammates with Sharks Executive Vice President and General Manager Doug Wilson from 1987-91 and former Sharks forward Jeremy Roenick from 1988-91 with the Blackhawks. He was also teammates with McLellan from 1983-85 with the Western Hockey League's Saskatoon Blades.

Yawney and his wife, Char, have two children: Ashley and Conor.



Assistant Coach Trent Yawney played a big role in San Jose's success on the penalty kill last season.



MATT SHAW

Assistant Coach

A one-time assistant coach with Todd McLellan on the American Hockey League's Houston Aeros, Matt Shaw joined the Sharks in July as an assistant coach.

Shaw spent the past two seasons (2007-09) with the Minnesota Wild on former Head Coach Jacques Lemaire's staff. He served as assistant coach for the 2008-09 season after spending 2007-08 as the team's video coach. Shaw's duties with the Wild included video responsibilities, pre-scouting opposing teams and in-game analysis and adjustments.

Shaw has been behind the bench for more than 1,000 professional and collegiate hockey games in his coaching career and spent seven seasons as an assistant coach for the Aeros, including 2001-05 as McLellan's assistant, before joining the Wild. He also served as assistant general manager for Houston and helped lead the Aeros to a record of 273-215-74 (.552), including the 2003 Calder Cup, in his seven years with the organization.

Before joining Houston, Shaw served as head coach of the Quad City Mallards of the United Hockey League (UHL) in 1999-00, leading the team to a 53-16-5 record and a trip to the UHL Finals. He also spent two seasons as an assistant coach in Quad City from 1995-97 and they won the 1996-97 UHL Championship. He was also an assistant coach for the Chicago Wolves of the International Hockey League (IHL) in 1998-99 and served as head coach of the ECHL's Mobile Mysticks in 1997-98.

The Phoenix, Ariz. native began his coaching career with his alma mater, Colorado College, where he served as an assistant coach for the Tigers from 1989-92. His primary responsibilities were coordinating practices and recruiting. During his tenure, Shaw was the youngest recruiter on the Division I NCAA circuit.

He played 138 collegiate games as a defenseman with U.S. International University (1985-88) and Colorado College (1988-89) and was a tri-captain with the Tigers during his senior season and earned All-WCHA Honorable Mention.



JAY WOODCROFT

Assistant Coach

Jay Woodcroft begins his second season in San Jose as an assistant coach and fifth year in the NHL.

Woodcroft's primary responsibilities include designing penalty kill schemes alongside fellow Assistant Coach Trent Yawney (fifth in the NHL in 2008-09), working with the team's centers on faceoff technique (second in 2008-09), pre-scouting the opposition with his fellow coaches and on-ice skill development work with individual players. As the "eye in the sky" during games, Woodcroft's analysis helps the coaching staff make necessary in-game adjustments.

Woodcroft, 33, spent three seasons alongside Sharks Head Coach Todd McLellan with the Detroit Red Wings (2005-08) as video coach, including their 2008 Stanley Cup Championship season.

In four seasons in the NHL, Woodcroft has been a part of teams that have won 215 regular season games, three Presidents' Trophies, 30 playoff games and one Stanley Cup.

Woodcroft joined the Red Wings following a six-year minor league career. He spent the 2004-05 season in Germany playing for the Stuttgart Wizards and, in his career, played with the Corpus Christi Rayz (CHL), Flint Generals (UHL), Anchorage Aces (WCHL), Missouri River Otters (UHL) and Jackson Bandits (ECHL).

The Toronto, Ontario native spent four seasons on a full scholarship with the University of Alabama-Huntsville where he was an Academic All-American and graduated summa cum laude with a degree in finance.

Woodcroft and his wife, Jaclynn, reside in Santa Clara.





COREY SCHWAB

Goaltending Development Coach

Former National Hockey League goaltender and Stanley Cup-winner Corey Schwab enters his second season as the goaltending development coach for the San Jose Sharks. Schwab, 38, handles the bulk of the goaltending coaching duties for Sharks prospects in Worcester (AHL), Kalamazoo (ECHL) and amateur leagues and he will work closely with Wayne Thomas, whose responsibilities as the vice president and assistant general manager of the San Jose Sharks and general manager of the Worcester Sharks include coaching the goaltenders at the NHL level.

Schwab spent three seasons (2005-08) as associate goaltending coach and scout for the Tampa Bay Lightning, where he reported to Tampa Bay assistant coach and former goaltender Jeff Reese and worked with the organization's goaltenders in Norfolk (AHL) and Mississippi (ECHL), as well as the organization's goaltending prospects.

The North Battleford, Saskatchewan native also served as one of the team's goaltending scouts and collected detailed information on all other team's goaltenders and goaltending prospects while assisting with scouting draft-eligible goaltenders.

A veteran of 147 regular season games with New Jersey, Tampa Bay, Vancouver and Toronto over his eight-year NHL career, Schwab posted a 42-63-13 record with a 2.89 goals-against average and a .896 save percentage, along with six shutouts. Schwab was a member of the 2003 Stanley Cup Champion New Jersey Devils, as well as the 1995 Calder Cup Champion Albany River Rats.

Schwab and his wife, Debbie, have two sons, Austin and Brady.



FRONT OFFICE

MIKE RICCI

Development Coach

One of the most beloved players to ever don a Sharks sweater, Mike Ricci enters his second season as development coach following one season as an advisor to the club's hockey operations department.

In this role, Ricci, 38, works with Head Coach Todd McLellan and his staff to provide on-ice instruction and assistance when the team is at home and he will also work closely with Scout Bryan Marchment, visiting and working with the Sharks prospects in Worcester and various junior teams.

Ricci finished his stellar, 16-year National Hockey League career in 2007 after notching 605 points (243 goals, 362 assists) and 979 penalty minutes in 1,099 NHL games with Philadelphia, Quebec/Colorado, San Jose and Phoenix. He also added 66 points (23 goals, 43 assists) in 110 Stanley Cup Playoff games. Ricci won a Stanley Cup with Colorado in 1996.

His 263 points (101 goals, 162 assists) with San Jose ranks eighth on the Sharks all-time list and his 529 games in Teal place him fifth all-time. In 59 Stanley Cup Playoff games with San Jose, Ricci ranks tied for fifth with 33 points (14 goals, 19 assists) and his 59 postseason games ranks fourth in Sharks history.

Ricci was originally selected by the Philadelphia Flyers in the first round (fourth overall) in the 1990 NHL Entry Draft. In June 1992, he was part of the mammoth, blockbuster trade between Philadelphia and the Quebec Nordiques that saw the Flyers trade Ricci, Ron Hextall, Peter Forsberg, Steve Duchesne, Kerry Huffman, Chris Simon, first round selections in the 1993 and 1994 NHL Entry Draft and \$15 million to the Nordiques in exchange for Eric Lindros.

Ricci was acquired by the Sharks on Nov. 21, 1997, along with a second round selection in the 1998 NHL Entry Draft, in exchange for Shean Donovan and a first round selection in the 1998 NHL Entry Draft.



TIM BURKE

Director of Scouting

Director of Scouting Tim Burke enters his 13th season as the head of the Sharks scouting department.

Burke, 54, coordinates and oversees the Sharks efforts in the National Hockey League's annual Entry Draft while working closely with Executive Vice President and General Manager Doug Wilson and his staff. In addition to being the principal decision-maker at the draft table, Burke is also responsible for evaluating amateur talent at every level in all North American and European leagues and supervises all aspects of the club's amateur scouting efforts.

Burke's hard work and keen decision making, coupled with the talents of his competent staff at evaluating players, has produced admired results. Burke's selection process has helped the Sharks create a solid foundation of talented players from which to build the franchise around — including Evgeni Nabokov (1994), Patrick Marleau (1997), Douglas Murray (1999), Ryane Clowe (2001), Joe Pavelski (2003), Torrey Mitchell (2004) Devin Setoguchi (2005) and Marc-Edouard Vlasic (2005), all of whom played prominent roles in the Sharks recent seasons.

Since the 2003-04 season, the Sharks rank second in regular season points (535, 240-115-55 record), second in wins among all NHL teams and has nearly posted five consecutive 100-point seasons (2003-04 — 104; 2005-06 — 99; 2006-07 — 107; 2007-08 — 108, 2008-09 — 117), an average of 107 points per season.

In 2008-09, the team captured the Presidents' Trophy and set new franchise marks for wins (53), points and home wins (32). They were the only NHL team to be ranked among the League's top-five in power play, penalty kill, shots-for, shots-against and faceoff wins.

A member of the Sharks scouting department since the 1992-93 campaign, Burke was promoted to his current position on June 4, 1996. Before his promotion, Burke served as director of professional scouting from 1992-96 and evaluated talent throughout all North American professional leagues and assisted with amateur scouting.

From 1987-92, he spent five seasons in the New Jersey Devils organization, serving in several capacities, including as a Devils assistant coach, head coach for the American Hockey League's Utica Devils and as a pro scout. Burke was also an assistant coach at Princeton University from 1984-86.

A former defenseman, Burke was selected by the Montreal Canadiens in the seventh round (124th overall) of the 1975 NHL Entry Draft and by the Chicago Cougars of the in the second round (25th overall) in the 1974 World Hockey Association Entry Draft. He was a four-year letterman in both hockey and baseball at the University of New Hampshire, where he was named to the NCAA's All-America hockey team after his senior campaign.

He played seven years of professional hockey following his outstanding collegiate career, including three seasons (1977-80) with the Nova Scotia Voyageurs, the Canadiens AHL affiliate, and one season with Jokerit Helsinki in the Finnish Elite League.



JOHN FERGUSON

Director of Pro Scouting

Entering his second season as the Sharks director of pro scouting is National Hockey League front office veteran John Ferguson. He joined Executive Vice President and General Manager Doug Wilson's staff in September 2008.

Ferguson works closely with Wilson and Director of Scouting Tim Burke analyzing and evaluating professional hockey players at the NHL and American Hockey League level.

Before joining the Sharks, Ferguson, 41, spent four-plus seasons as vice president and general manager of the Toronto Maple Leafs. During his tenure, the Maple Leafs set single-season franchise records for most points (103, 2003-04), wins (45-tied, 2003-04), home wins (26, 2005-06) and most road wins (23, 2003-04). He compiled an overall record of 145-110-10-30, including three 40-plus win and 90-plus point seasons. His .559 winning percentage is the second-highest among all general managers in Maple Leafs history.

Ferguson also served on the management team of Team Canada, working alongside Steve Yzerman, for their undefeated, gold-medal winning campaign at the 2007 IIHF World Championships, the youngest-ever squad to win a World Championship.

Before working in Toronto, Ferguson spent seven seasons (1997-03) with the St. Louis Blues organization, including five as assistant general manager before being promoted to vice president and director of hockey operations in February 2001. There, he worked closely with Senior Vice President and General Manager Larry Pleau in managing all facets of the Blues hockey operations department, including analyzing and negotiating





player contracts, evaluating professional and amateur players in North America and Europe and serving as president and general manager of the Worcester IceCats, the team's American Hockey League affiliate.

The team made the Stanley Cup Playoffs in each of his seven seasons with the hockey department, including a trip to the 2001 Western Conference Finals and a Presidents' Trophy in 2000.

Before working in St. Louis, Ferguson was an amateur and professional scout with the Ottawa Senators organization from 1993-96 and was as a player agent during the 1996-97 season.

A 12th round (247th overall) selection of the Montreal Canadiens in the 1985 NHL Entry Draft, Ferguson played four professional seasons with Sherbrooke, Fredericton and New Haven of the AHL. He was alternate captain of the 1992 Fredericton team that won the AHL regular season championship and he was named the team's "unsung hero" in consecutive years (1991, 1992).

Ferguson played collegiately at Providence where he served as an assistant captain, was an Academic All-American and graduated Magna Cum Laude with a degree in business administration in 1989. Following his professional hockey career, he enrolled at Suffolk University Law School, where he graduated Cum Laude. Ferguson was admitted to the Massachusetts State Bar in 1996.

The Montreal, Quebec native is the son of the late five-time Stanley Cup Champion and former NHL general manager John Ferguson, who spent 11 seasons with the San Jose Sharks hockey department.

GILLES COTE

Scout

Returned to the scouting Sharks staff in 2002-03 and concentrates scouting efforts in junior leagues in Quebec...previously served as a scout for the Sharks from 1997-99...served as director of player personnel for Acadie-Bathurst (Quebec Major Junior Hockey League) from 2001-02...was general manager and a member of the ownership group for Chicoutimi (QMJHL) from 1999-00...spent 1996-97 season as general manager for Drummondville (QMJHL)...scouted the Quebec area for the Washington Capitals for 11 seasons (1985-96)...vice president of the Quebec Ice Hockey Federation from 1982-85...served on coaching staff of Midget AAA champions of Montreal-Laval and the Laurentian regions...general manager of the Midget AA elite in the Laval region from 1982-84...a former president of the Laval Est Sports Association for 17 years...was a founding director of the Montreal Minor Hockey League...organized and coordinated the first World Championship for under 17-year olds...brought home the Bantam championship for the city of Montreal in 1967 for under 17-year olds.



PAT FUNK

Scout

Responsible for scouting all of Western Canada, U.S. juniors, U.S. colleges and high schools...scouting experience with Sharks since inception in 1991-92...also scouted for N.Y. Rangers and Minnesota North Stars from 1982-91...served as a coach at the high school and college level in Minnesota for 21 years, where he also taught physical education and health in the St. Paul Public School system...received his bachelor's degree from University of St. Thomas, in addition to performing graduate work at University of St. Thomas and Minnesota State University-Mankato...resides in Minnesota with wife Candace...their two sons, Matt and John, and daughter, Liz, are all coaching at the high school level.



JACK GARDINER

Scout

Joined Sharks in 2004 and is entering his 30th year as a professional National Hockey League scout...focuses his efforts in the eastern U.S....worked as a scout for the St. Louis Blues from 2000-03...spent 19 years with the Toronto Maple Leafs...responsibilities included ranking and rating amateur prospects and covering all summer camps, high school and college tournaments...worked at the Central Scouting Bureau, where he ranked and rated all amateur players for draft and reported directly to NHL Senior Vice President of Hockey Operations Jim Gregory...was a professional football scout...received advanced graduate degree from Boston State College and a master of science degree from Boston's Suffolk University.



ROB GRILLO

Scout

Joined the Sharks scouting staff in 1992...primarily covers amateur players at the college, junior and high school levels in the United States, as well as all of Ontario...before joining the Sharks, spent time as head coach and general manager of the Waterloo Blackhawks of the United States Hockey League...was a part-time scout for the Minnesota North Stars and served as an assistant coach at the high school level in Minnesota...played his college hockey at Augsburg College in Minneapolis where he was a member of a Division II National Championship team and an NCAA Final Four team...after college, played some Senior hockey and had a brief stint in minor pro hockey, then turned his focus and attention to coaching and scouting...originally from Minnesota, now resides in the Detroit area...married and has two children, Brandon and Briana.



DIRK GRAHAM

Scout

1991 Selke Trophy winner enters his second season as a professional scout with San Jose...served as professional scout for the Tampa Bay Lightning from 2006-08...was the head coach of the American Hockey League's Springfield Falcons in 2004-06...spent several years in the hockey department of the Chicago Blackhawks as a head coach (1998-99), scout (1997-98) and an assistant coach (1995-96)...played 12 National Hockey League seasons and 772 games, primarily with Chicago but began his career with the Minnesota North Stars in 1983-84...scored at least 20 goals six times, helped Chicago reach the Stanley Cup Finals in 1992 and served as the team's captain from 1989-95...posted a career-high 78 points (33 goals, 45 assists) in 80 games in 1988-89...played in 90 Stanley Cup Playoff games, posting 44 points (17 goals, 27 assists)...an inspirational leader on- and off-the-ice and was an exemplary worker on both specialty teams...Regina, Saskatchewan native originally selected by Vancouver in the fifth round (89th overall) of the 1979 NHL Entry Draft.



BRIAN GROSS

Scout

Enters his 13th season with San Jose...concentrates scouting efforts in Western Canada and Northeastern U.S....spent two seasons as director of scouting with the Regina Pats of the Western Hockey League and was responsible for talent evaluation throughout the WHL for purposes of trades and Western Canada for the Bantam Draft...has nearly 20 years scouting experience in the WHL...assisted with drafts and trades while scouting with the Kelowna Rockets and Spokane Chiefs...spent time as a player in intermediate and senior hockey and coached a number of teams in local area and was also vice president and director of several local minor hockey boards.



SHIN LARSSON

Scout

Enters his second season scouting for the Sharks...primary focus is in Sweden, where he was born and raised...previously worked in the scouting department for the Atlanta Thrashers from 2006-08...represented Japan at several international tournaments including the 1998 Olympic Games, where he posted five points (two goals, three assists) in four games...scored the game-winning shootout goal for Japan's victory over Austria in Olympic play...played hockey professionally in Sweden, Japan, France and England...played for the Japanese national team from 1995-02...won five league championships in the Japan Ice Hockey League with Kokudo...led the JIHL in scoring in 1997-98...played one season with Verdun in the Quebec Major Junior Hockey League in 1993-94 and one season with Leksands in the Swedish Elite League in 1992-93...he and his wife, Linda, have a son (Nils).





BRYAN MARCHMENT

Scout

One of the most feared hitters and intimidating players in National Hockey League history, "Mush" enters his third season as a scout who will also assist in player development...based in the Toronto area, his duties include working with players in San Jose and the team's American Hockey League affiliate at Worcester, as well as scouting Sharks prospects at the college and Canadian major junior levels...also serves as an advisor to the hockey operations department...played in 926 NHL games over 17 seasons with Winnipeg, Chicago, Hartford, Edmonton, Tampa Bay, San Jose, Colorado, Toronto and Calgary and posted 182 points (40 goals, 142 assists) and 2,307 penalty minutes...in 334 games with San Jose (sixth-most among Sharks franchise blueliners and tied for 16th among all Sharks players), scored 66 points (15 goals, 53 assists) and 706 penalty minutes (third-most in franchise history)...was acquired by San Jose from Tampa Bay on March 24, 1998 and was originally selected by the Winnipeg Jets in the first round (16th overall) of the 1987 NHL Entry Draft.



FRONT OFFICE

KAREL MASOPUST

Scout

Former defenseman with the Czechoslovakian National Team...a member of the silver medal-winning Czechoslovakian team at the 1968 Olympics...joined Sharks in 1993...scouts all European leagues with an emphasis in the Czech Republic and Slovakia.



JASON ROWE

Scout

Enters his second season as a scout for the Sharks...worked in a part-time scouting role with the Carolina Hurricanes organization in 2007-08...main responsibility will be to scout the northeastern part of the American Hockey League...is the son of Tom Rowe, current assistant coach of the Carolina Hurricanes who also is a seven-year National Hockey League veteran and former head coach of both the Lowell Lock Monsters and Albany River Rats.





ARTHUR TING, M.D.

Team Physician



Heading up the Sharks medical staff for the 19th consecutive season is Arthur Ting, M.D., an experienced and established figure in Bay Area sports medicine. The San Francisco native directs a talented staff of medical specialists devoted to the treatment and prevention of the Sharks organization's sports-related injuries.

Ting is currently a practicing orthopedic surgeon at the Fremont Sports Therapy and Surgery Center, which is responsible for the medical treatment of many Bay Area professional sports organizations, including the Oakland Raiders.

In addition to his work with the Sharks, Ting has also served as the head physician for several major professional sports organizations at HP Pavilion at San Jose, including the National Lacrosse League's San Jose Stealth (2005-07) and the 2007 Arena Football League Champion San Jose SaberCats. Also the chief medical officer for the U.S. Moto GP and at Laguna Seca, Ting is chief medical physician for the East/West Shrine Game and serves as a consultant to Yamaha Motor Sports.

His extensive work with Bay Area amateur athletes includes being team physician for Menlo College, Cañada Community College and numerous high schools throughout the Bay Area.

Ting was the head physician for the U.S. Track & Field squad at the 1990 Goodwill Games in Seattle, the 1993 Pan Am Games and a 1994 dual meet against Great Britain. He was a member of the medical staff at the 1984 Summer Olympics in Los Angeles and at the U.S. Olympic Trials in 1988 and 1992.

Ting received his medical degree from St. Louis University, completing an orthopedic residency at the University of Southern California Medical Center in Los Angeles. He completed a fellowship in sports medicine at the Kerlan-Jobe Orthopedic Clinic in Inglewood, Calif.

RAY TUFTS, ATC

Head Athletic Trainer



In his 14th season with the San Jose Sharks as head athletic trainer is Ray Tufts, who provides Sharks players with both long-term medical care for serious injuries needing rehabilitation as well as maintaining the Sharks day-to-day medical needs both on the road and at home. In addition, he serves as the liaison between the hockey department and the organization's team of highly-respected medical specialists.

Tufts will serve as head athletic trainer for the U.S. Olympic Team for the 2010 Winter Games in Vancouver. He also headed the training staff for the 1997 National Hockey League Western Conference All-Star and the Heroes of Hockey teams during the 1997 NHL All-Star Weekend in San Jose.

Before joining the Sharks, Tufts, 44, was an athletic trainer for 10 years with the San Francisco 49ers. During his tenure with the 49ers, he was a part of three Super Bowl Championships in 1988, 1989 and 1994, serving as assistant trainer from 1991-96 and as a training staff assistant from 1987-90.

With San Francisco, Tufts was heavily involved with both the day-to-day preventive care for the team and post-injury rehabilitation. He was instrumental in the quick recoveries of several 49ers players from very severe injuries, including tight end and current Blue Line Associates committee member Brent Jones, offensive tackle Harris Barton and the extensive rehabilitation of Pro Football Hall of Fame quarterback Joe Montana between 1988-91.

A native of the San Jose area, Tufts graduated from Cal State-Sacramento in 1987 as a physical education major with an emphasis in athletic training. He received his National Athletic Trainers Association (NATA) certification in 1987 and is an active member of the NATA District VIII Association, California Athletic Trainers Association (CATA) and is currently the president of the Professional Hockey Athletic Trainers' Society (PHATS).

Tufts and his wife, Michelle, reside in Los Gatos, Calif.

WES HOWARD, ATC

Assistant Athletic Trainer



Wes Howard, a native of Fremont, enters his 12th season with the Sharks.

Howard, 40, shares duties coordinating and implementing the training and rehabilitation protocols for injured athletes and conducting daily treatments with Head Athletic Trainer Ray Tufts. He's also responsible for ordering, stocking and inventorying all training supplies.

In addition to his work with the Sharks, Howard was the assistant athletic trainer/equipment manager for the Arena Football League's San Jose SaberCats from 1995-00 and served as their assistant athletic trainer during the 2002 Arena Bowl Championship season. During the hockey work stoppage in 2004-05, he returned to the SaberCats as their assistant athletic trainer.



Previously, Howard was the assistant head athletic trainer at Menlo College from 1997-98 and head athletic trainer and equipment manager for the ECHL's Fresno Falcons from 1995-97.

Howard earned a bachelor's degree in kinesiology from San Jose State University and is certified by both the (NATA) National Athletic Trainer's Association and (NCSF) National Council of Strength and Fitness. He resides in San Jose with his wife Diana, daughters Rebecca and Alyssa and son Aaron.

MIKE POTENZA

Strength and Conditioning Coordinator

Mike Potenza begins his fourth year as the Sharks strength and conditioning coordinator. He's responsible for the team's overall strength and conditioning programs — including the creation of individualized postseason workout programs and assistance in the rehabilitation efforts for all injured players.

Before coming to San Jose, Potenza served as the strength and conditioning coach for the University of Wisconsin men's and women's hockey teams, both of which were 2006 NCAA National Champions. There, he worked with current Sharks center Joe Pavelski. Potenza also had responsibilities with the wrestling and softball programs at Wisconsin.

A 2000 Springfield College graduate, Potenza earned his Bachelor of Science degree in applied exercise science. From there, the Providence, R.I., native went to Boston University where he was a graduate assistant until 2002, earning his master's degree in human movement science.

Potenza completed an assortment of strength and conditioning coaching and internship experiences before his time at Wisconsin. At the University of Miami (Fla.), he served as a weight training, speed and post-workout coach for the perennial nationally-ranked Hurricanes football team. While earning his master's, Potenza instructed professional, amateur and collegiate athletes at Mike Boyle Strength and Conditioning, a private training facility specializing in various weight training, conditioning, agility, plyometric, stretching and rehabilitation programs.

Since graduating from Springfield, Potenza has held notable positions for Harvard and Colgate Universities. He assisted and supervised all phases of strength training programs for all intercollegiate programs at Harvard and Colgate and held primary coaching responsibilities with football, men's and women's hockey, men's and women's basketball, lacrosse and field hockey.

Potenza was part of the evaluation staff for the U.S. World Junior hockey team that competed at the 2008 World Junior Championships in the Czech Republic. His responsibilities included offering presentations on nutrition and recovery, administering physical testing and designing performance evaluations for each prospect.

Potenza, his wife Bonnie, and their son Griffin reside in San Jose.



ARNULFO AGUIRRE, CMT

Massage Therapist

Arnulfo Aguirre enters his third season as the Sharks full-time massage therapist. He has worked with Head Trainer Ray Tufts' staff on a part-time basis since the 2000-01 season.

In his role, Aguirre works with the team's players to facilitate and improve injuries, as well as increasing their range of motion.

Previously, Aguirre served as the sports massage therapist for the San Jose Earthquakes from 2000-02, including their 2001 Major League Soccer Championship season.

In addition, he served in a similar position with the University of California-Berkeley Men's Swim Team in 1999.

Aguirre received his certification from the National Holistic Institute in Emeryville, Calif., where he also assisted in managing the massage clinic.



MIKE ALDRICH

Equipment Manager

Mike Aldrich enters his 14th season as equipment manager for the San Jose Sharks. In his 17th season with the organization, Aldrich served in the same capacity for the International Hockey League's Kansas City Blades for the three seasons (1993-95) that Blades were the Sharks top development affiliate.

Aldrich will serve as equipment manager for the U.S. Olympic Team for the 2010 Winter Games in Vancouver. He also worked for Team USA for the 2005 World Championships and the 2004 World Cup of Hockey. In the summer of 2003, he served as the head equipment manager for Team USA at the World Championships in Finland.

Besides overseeing the entire operation of the equipment staff, Aldrich handles the intricate requests of all Sharks players with regards to equipment, skate sharpening needs as well as all purchasing orders, inventory control and distribution for all equipment throughout the season.

Aldrich, 45, handled all the equipment needs during the 1997 National Hockey League All-Star Game for the Western Conference team as well as the Heroes of Hockey teams.

Before joining Kansas City, Aldrich worked at Michigan Tech University as the school's equipment manager and athletic purchasing agent from 1989-93.

During the 1995-96 season, Aldrich was selected as the Western Conference's equipment manager for the IHL All-Star Game. He's an active member of the Society of Professional Hockey Equipment Managers (SPHEM). He's also a member of the Athletic Equipment Managers Association.

Aldrich and his wife Susie enjoy their summers water skiing in Michigan's Upper Peninsula. They have two sons: Brad is the video coach for the Chicago Blackhawks and Jason is a graduate assistant strength and conditioning coach at Michigan Tech University.



RICK BRONWELL

Assistant Equipment Manager

Rick Bronwell enters his third season as assistant equipment manager for the Sharks.

Working alongside Head Equipment Manager Mike Aldrich, Bronwell handles all necessary equipment restoration, repair and customization of jerseys and the numbering and lettering, as well as inventorying of game jerseys.

A certified member of the Athletic Equipment Managers Association, Bronwell spent the previous five seasons as head equipment manager for the Houston Aeros of the American Hockey League, where he worked under current Sharks Head Coach Todd McLellan.

In that role, Bronwell was responsible for all day-to-day duties of the team's equipment maintenance, repair and inventory. A staff member of the Aeros 2003 Calder Cup Champions, Bronwell also served as the head equipment manager for Team Canada at the 2004 AHL All-Star Game.

Before joining Houston, he was the head equipment manager in 2001-02 for the Atlantic City Boardwalk Bullies of the ECHL.

From 1996-01, Bronwell was the assistant equipment manager with the Kansas City Blades of the International Hockey League and served as a game night assistant on the staff from 1992-96.

He and his wife, Heather, have two daughters; Ashleigh and Addison.



ROY SNEESBY

Equipment Assistant and Equipment Transportation

Roy Sneesby enters his ninth season as equipment assistant and equipment transportation.

Sneesby splits his duties between assisting the Sharks equipment staff on day-to-day equipment and locker room maintenance in addition to coordinating the efficient arrival and departure of both the Sharks and the visiting team's equipment and supplies.

From 1998-01, Sneesby served as the visiting locker room attendant for HP Pavilion at San Jose. In addition, Sneesby served on the equipment staff for Team USA during the 1998 Winter Olympic Games and attended the 2006 Winter Olympics, working for Easton Sports.

Sneesby, who received his bachelor's degree from San Jose State University, was born in Redwood City, Calif. and was raised in Winnipeg, Manitoba.



2009-10 SAN JOSE SHARKS





ROB BLAKE

Shoots: Right **Height/Weight:** 6-foot-4, 220 pounds
Born: 12/10/69 in Simcoe, Ontario
Hometown: Port Dover, Ontario

Signed by San Jose as a free agent on July 3, 2008.



4 DEFENSE

PLAYERS

2008-09: Among all-time NHL defensemen, ended season ranked 20th in points, 11th in goals, 24th in assists, fourth in power play goals (132) and sixth in game-winning goals (40)...Amongst League defensemen, ranked T-16th in points, 19th in assists, eighth in shots (198), T-17th in power play goals (sixth) and ninth in PIM...Returned from injury on April 3 and registered an assist vs. Edmonton...Scored his 10th goal of the season on March 19 vs. Nashville — marked the 13th time he's scored 10-plus goals in a season, tying him with Mathieu Schneider for second-most among active NHL defensemen, behind Nicklas Lidstrom (15)...Missed five games (March 22-30) due to injury (lower body)...Had a power play goal and five shots vs. Nashville on March 19... Five shots set club record for most by a defenseman (185), which was surpassed by Boyle...Three points (assists) at Phoenix on March 17 moved him past Mark Howe for 20th on the all-time list for points by a defenseman...Missed two games (March 10-12) with a lower body injury...Missed two games (Jan. 17-20) due to injury (upper body)...Scored a power play goal on Jan. 10 at Vancouver (130), surpassing Phil Housley for fourth on the all-time list for power play goals by a defenseman...Recorded his 500th career assist on Jan. 9 at Edmonton surpassing Randy Carlyle for 22nd amongst NHL defensemen... Tied his career high for the seventh time with his six-game point streak (eight, three goals and five assists) from Nov. 17-Dec. 2...Named "Sharks Player of the Month" for November, leading the league defensemen for the month in points (16 — five goals and 11 assists)...Had a three-game goal streak (three from Nov. 26-29), which tied a franchise record for longest goal streak by a defenseman (done three other times)...Tied his career high and a Sharks franchise record with four assists vs. Washington on Nov. 22...Scored his 128th career power play goal placing him fifth on the all-time NHL list amongst defensemen on Nov. 11 vs. Nashville...Scored first goal (power play) as a Shark on Nov. 6 vs. St. Louis — the 127th power play goal of his career which tied him for fifth amongst defensemen in League history (Denis Potvin)...Registered two assists in his Sharks debut on Oct. 9 vs. Anaheim. His six shots in the second period tied a franchise individual record for shots in a period (15th time in Sharks history — since surpassed by Pavelski)...**Playoffs:** Led the

NHL CAREER HIGHLIGHTS

First NHL game — March 27, 1990 vs. Winnipeg (with Los Angeles)
First NHL goal — Oct. 9, 1990 at Vancouver (with Los Angeles — Kirk McLean)
First NHL assist — Oct. 4, 1990 vs. New York Islanders (with Los Angeles)
Most points, game — 5, Dec. 14, 2000 vs. New York Rangers (with Los Angeles)
Most goals, game — 3, Dec. 14, 2000 vs. New York Rangers (with Los Angeles)
Most assists, game — 4, 3 times, most recent, Nov. 22, 2008 vs. Washington (with San Jose)
Most consecutive games, point — 6, 7 times, most recent, Nov. 17, 2008 thru Dec. 2, 2008 (with San Jose)
Most consecutive games, goal — 6, Oct. 20, 1992 thru Oct. 31, 1992 (with Los Angeles)
Most consecutive games, assist — 6, 6 times, most recent, Nov. 9, 2003 thru Nov. 20, 2003 (with Colorado)
Most consecutive games played — 95, Jan. 9, 2003 thru Feb. 5, 2004 (with Colorado)
Best plus/minus — +5, March 19, 2006 at San Jose (with Los Angeles)
Hat tricks — 1, Dec. 14, 2000 vs. New York Rangers (with Los Angeles)
700th NHL point — March 8, 2008 vs. Montreal (with Los Angeles)
200th NHL goal — April 3, 2006 vs. Chicago (with Los Angeles)
500th NHL assist — Jan. 9, 2009 at Edmonton (with San Jose)
1000th NHL game — Nov. 4, 2006 at Phoenix (with Los Angeles)
1200th NHL game — April 11, 2009 at Los Angeles (with San Jose)
Stanley Cup Champion — 2001 (Colorado)
Norris Trophy — 1998 (2002, 2000 Finalist)
NHL First Team All-Star — 1998
NHL Second Team All-Star — 2002, 2001, 2000
"Sharks Player of the Month" — November 2008
All-Star Games — 2004 (starter), 2003, 2002, 2001, 2000 (starter), 1999, 1994
NHL All-Rookie Team — 1991
Olympics — Canada (2006, 2002, 1998)
World Championships — Canada (1999, 1998, 1997, 1994, 1991)
World Cup of Hockey — Canada (2004 — DNP injury, 1996)



CAREER VS. NHL

OVERALL						WITH SAN JOSE					
TEAM	GP	G	A	PTS	PIM	GP	G	A	PTS	PIM	
ANA	67	13	24	37	110	6	0	2	2	15	
ATL	12	2	5	7	20	1	0	1	1	2	
BOS	24	7	8	15	20	1	1	0	1	0	
BUF	26	3	10	13	28	1	0	0	0	4	
CGY	80	15	49	64	116	3	0	3	3	0	
CAR	21	5	12	17	57	1	0	0	0	0	
CHI	59	13	28	41	38	3	1	1	2	0	
COL	40	10	23	33	32	3	0	2	2	2	
CBJ	28	4	15	19	28	4	0	1	1	8	
DAL	72	12	23	35	69	6	1	0	1	6	
DET	55	13	8	21	36	3	0	0	0	10	
EDM	85	18	48	66	110	4	0	2	2	4	
FLA	15	3	10	13	10	1	0	1	1	0	
LA	22	2	14	16	24	6	0	3	3	10	
MIN	39	5	19	24	42	3	0	2	2	0	
MTL	21	5	7	12	32	1	0	0	0	0	
NSH	33	4	16	20	34	3	2	1	3	2	
NJ	25	7	4	11	23	1	1	1	2	0	
NYI	23	2	11	13	22	1	0	1	1	0	
NYR	24	7	13	20	42	1	0	1	1	0	
OTT	18	7	5	12	26	1	0	0	0	2	
PHI	29	5	11	16	45	2	0	0	0	4	
PHO	82	19	26	45	148	5	1	4	5	29	
PIT	27	5	9	14	32	2	0	0	0	6	
SJ	69	9	25	34	126	—	—	—	—	—	
STL	54	8	20	28	87	3	1	1	2	2	
TB	21	4	12	16	16	2	0	2	2	0	
TOR	29	2	16	18	38	1	0	1	1	0	
VAN	75	16	27	43	172	3	2	1	3	2	
WAS	25	8	16	24	36	1	0	4	4	2	
TTL	1200	233	514	747	1619	73	10	35	45	110	



PLAYERS

team with six takeaways...T-2nd on team in points (four, a goal and three assists)...Registered two points (a goal and an assist) in Game 3 of the WCQF at Anaheim on April 21.

Career 2007-08: Kings nominee for the King Clancy Memorial Trophy...Led Kings with 143 blocked shots...Recorded his 700th point (goal) on March 8 vs. Montreal...**2006-07:** Returned to the Kings and recorded 12 or more goals for the ninth consecutive season and 12th overall...Recorded 10 or more power play goals (11) for the sixth time...Finished second on the team with 208 shots and 127 blocked shots and was fourth with 95 hits...Served as an alternate captain...Played his 1,000th NHL game at Phoenix on Nov. 4...**2005-06:** Led Avs defenseman and was 11th amongst NHL D-men with 51 points...Reached the 50-plus point plateau for the seventh time...Tied for the team lead among defensemen in goals...Led team and all NHL defensemen with 264 shots...Recorded his 200th NHL goal vs. Chicago on April 3, becoming the 17th defenseman in NHL history to reach the milestone...Notched his 600th NHL point with a power play goal at Phoenix on Nov. 16, becoming the 29th defenseman in League history to accomplish that feat...Led the NHL in takeaways (89)...**Playoffs:** Led Colorado defensemen with three goals...Averaged a team high 28:19 of ice time per game...**2004-05:** Did not play during the lockout...**2003-04:** T-9th in scoring among NHL defensemen...Led all NHL blueliners with 242 shots...Played in his 900th NHL game at Detroit on March 27...Collected his 400th NHL assist at Minnesota on March 31...Voted a starter for the 2004 NHL All-Star Game, his seventh All-Star Game appearance...**Playoffs:** Led Colorado defensemen in playoff scoring...**2002-03:** No. 2 scoring Avs defenseman and was fifth in the Norris Trophy voting...Recorded his 500th point at Minnesota on Oct. 29...Played in the 2003 NHL All-Star Game...Appeared in his 800th NHL game vs. Detroit on Feb. 8...**Playoffs:** Led Colorado in shots (27)...**2001-02:** Named a NHL Second Team All-Star for the third consecutive season...Finished third among NHL defensemen in points, T-4th in goals and third in assists...Third on Colorado in shots (229)...Appeared in his 700th NHL game vs. Florida on Nov. 27...Played in the 2002 NHL All-Star Game...**Playoffs:** Fourth in scoring among NHL defensemen...Ranked second on the team and third in the NHL in postseason shots (67)...**2000-01:** Started season in Los Angeles, but traded to Colorado on Feb. 21...Named as an NHL Second Team All-Star and finished fourth in the Norris Trophy voting...Tied for third in points among NHL defensemen (59 — 49 with Kings, 10 with Colorado)...Tied for second in goals and power play goals by a defenseman (12)...Second among NHL defensemen in shots (268)...Recorded his 400th point at the New York Rangers on Nov. 28...Recorded



a career-high five points (three goals) — including his first NHL hat trick — vs. the Rangers on Dec. 14... Played in the 2001 NHL All-Star Game at Colorado... **Playoffs:** Member of the Stanley Cup Champion Colorado Avalanche... Led all NHL defensemen in points... Recorded a playoff career-best four points (a goal and three assists) in Game 1 of the WCQF vs. Vancouver on April 12... Led the NHL in hits with 93... **1999-00:** Named as an NHL Second Team All-Star... Led Kings defensemen and third among League defensemen in points... Led team defensemen in goals, assists and plus/minus (plus-10)... Norris Trophy finalist for the second time... Second in the League in shots (327)... Voted as a starter for the 2000 NHL All-Star Game... Played in his 600th NHL game vs. St. Louis on March 17... Selected by *The Sporting News* as one of their "Good Guys in Sports"... **Playoffs:** Picked up two postseason assists in Game 2 of the WCQF at Detroit and led Kings with 19 shots in the four-game series... **1998-99:** Led team defensemen in points, goals and assists... Scored his 100th NHL goal vs. Ottawa on March 15... Assisted on Luc Robitaille's 500th goal (with Pavel Rosa) vs. Buffalo on Jan. 7... Appeared in his second NHL All-Star Game and scored a goal... **1997-98:** The first King to win the Norris Trophy as the NHL's top defenseman... Named as an NHL First Team All-Star... Led Kings defensemen in points... Led NHL defensemen in goals... Led team in power play goals (11) and shots (261)... Became the third King to record four assists in one period (second vs. Calgary on Jan. 29)... Played his 400th NHL game at Tampa Bay on Oct. 26... **Playoffs:** Led team with 15 shots... **1996-97:** Led team defensemen in points... **1995-96:** Suffered a torn ACL in his left knee in the sixth game of the year at Washington on Oct. 20, ending his season... **1994-95:** Played his 300th NHL game at St. Louis on Jan. 26... Recorded his 200th NHL point (assist) at Dallas on March 6... A groin injury limited him to 24 regular season games... **1993-94:** Led team defensemen in goals and points... Established career highs for assists and points... Led team in shots (304) and game-winning goals (six)... Registered his first four-assist game vs. Vancouver on Dec. 28... Played in his first All-Star Game... **1992-93:** Led Kings defensemen in points, power play goals (10), shots (243) and plus/minus rating (plus-18)... Recorded his 100th NHL point (assist) vs. the New York Rangers on Jan. 23... Played in his 200th NHL game vs. the New York Islanders on March 18... **Playoffs:** Finished tied for third among team defensemen in points (10) in 23 games... Tallied one power play goal and one shorthanded goal while leading the Kings to their first Stanley Cup Finals... **1991-92:** Had five power play goals... Led all club defensemen with 131 shots... Missed 23 games because of injury... **1990-91:** Earned NHL All-Rookie Team honors... Scored his first regular season goal at Vancouver on Oct. 9... Led all NHL rookie defensemen in points (46)... Recorded his first career four-point game at Calgary on March 16... **Playoffs:** Had three assists in Game 4 of Division Semifinals vs. Vancouver on April 10... **1989-90:** Made NHL debut vs. Winnipeg on March 27... **Playoffs:** Scored his first NHL postseason goal at Calgary on April 12... **College:** A Hobey Baker Award finalist and an NCAA West First Team All-American in 1990... CCHA First All-Star Team in 1990... NCAA West First Team All-American in 1990... CCHA Second Team All-Star in 1989.

Personal: "Blakey" lists as his favorites: AC/DC (musicians); "Endless Summer" (movie); "Entourage" (television show); James Caan (actor); Toronto Maple Leafs (NHL team while growing up); USC (professional/college team); Aldo's (Bay Area restaurant); surfline.com (web site); Turkey Point (vacation spot located near his Canadian hometown of Port Dover); New York steak (food); July 1 (Canada Day) and July 4 (Independence Day) (holidays); Michael Jordan (professional athlete — "Always enjoyed watching him")... owns a pug (Puggie)... likes to surf... first job was priming tobacco... memorable NHL moment was winning 2001 Stanley Cup with Colorado... affiliated with his hometown charity, Norfolk Pros, for nearly 20 years... hockey idol was Hockey Hall of Famer Larry Robinson... isn't superstitious... non-sports idol is his father Robert... started skating at four and playing hockey at six... wears a size 10.5 Bauer Vapor X-60 skate... oldest piece of protective equipment is his 20-year-old shoulder pads ("I've had them since my first day in the NHL").

MOST GOALS SCORED AMONG ACTIVE NHL DEFENSEMEN

NAME	GP	GOALS
Rob Blake, San Jose	1200	233
Nicklas Lidstrom, Detroit	1330	228
Mathieu Schneider, Anaheim	1264	221
Sergei Gonchar, Pittsburgh	929	191
Chris Chelios, Detroit	1644	185

MOST POINTS SCORED AMONG ACTIVE NHL DEFENSEMEN

NAME	GP	G	A	PTS
Nicklas Lidstrom, Detroit	1330	228	769	997
Chris Chelios, Detroit	1644	185	763	948
Sergei Zubov, Dallas	1068	152	619	771
Rob Blake, San Jose	1200	233	514	747
Mathieu Schneider, Anaheim	1264	221	513	734
Scott Niedermayer, Anaheim	1183	162	530	692



PLAYERS

CAREER STATISTICS

PLAYOFFS

Season	Club	League	GP	G	A	PTS	PIM	GP	G	A	PTS	PIM
1987-88	Bowling Green State U.	NCAA	43	5	8	13	88	-	-	-	-	-
1988-89	Bowling Green State U.	NCAA	46	11	21	32	140	-	-	-	-	-
1989-90	Bowling Green State U.	NCAA	42	23	36	59	140	-	-	-	-	-
1989-90	Los Angeles	NHL	4	0	0	0	4	8	1	3	4	4
1990-91	Los Angeles	NHL	75	12	34	46	125	12	1	4	5	26
1991-92	Los Angeles	NHL	57	7	13	20	102	6	2	1	3	12
1992-93	Los Angeles	NHL	76	16	43	59	152	23	4	6	10	46
1993-94	Los Angeles	NHL	84	20	48	68	137	-	-	-	-	-
1994-95	Los Angeles	NHL	24	4	7	11	38	-	-	-	-	-
1995-96	Los Angeles	NHL	6	1	2	3	8	-	-	-	-	-
1996-97	Los Angeles	NHL	62	8	23	31	82	-	-	-	-	-
1997-98	Los Angeles	NHL	81	23	27	50	94	4	0	0	0	6
1998-99	Los Angeles	NHL	62	12	23	35	128	-	-	-	-	-
1999-00	Los Angeles	NHL	77	18	39	57	112	4	0	2	2	4
2000-01	Los Angeles	NHL	54	17	32	49	69	-	-	-	-	-
	Colorado	NHL	13	2	8	10	8	23	6	13	19	16
2001-02	Colorado	NHL	75	16	40	56	58	20	6	6	12	16
2002-03	Colorado	NHL	79	17	28	45	57	7	1	2	3	8
2003-04	Colorado	NHL	74	13	33	46	61	9	0	5	5	6
2005-06	Colorado	NHL	81	14	37	51	94	9	3	1	4	8
2006-07	Los Angeles	NHL	72	14	20	34	82	-	-	-	-	-
2007-08	Los Angeles	NHL	71	9	22	31	98	-	-	-	-	-
2008-09	San Jose	NHL	73	10	35	45	110	6	1	3	4	4
	Sharks Totals		73	10	35	45	110	6	1	3	4	4
	NHL Totals		1200	233	514	747	1619	131	25	46	71	156

Selected by Los Angeles in the fourth round (70th overall) of the 1988 NHL Entry Draft. Acquired by Colorado with Steven Reinprecht in exchange for Adam Deadmarsh, Aaron Miller, a player to be named later (Jared Aulin), Colorado's first round pick in the 2001 NHL Entry Draft (David Steckel) and Colorado's first round pick in the 2003 NHL Entry Draft (Brian Boyle) on Feb. 21, 2001. Signed with Los Angeles as a free agent on July 1, 2006. Signed with San Jose as a free agent on July 3, 2008.

DAN BOYLE

Shoots: Right Height/Weight: 5-foot-11, 190 pounds
Born: 7/12/76 in Ottawa, Ontario
Hometown: Ottawa, Ontario

Acquired by San Jose along with Brad Lukowich from Tampa Bay in exchange for Matt Carle, Ty Wishart, a first round selection (26th overall) in the 2009 NHL Entry Draft and a fourth round selection in the 2010 NHL Entry Draft on July 4, 2008.

22 DEFENSE

PLAYERS

2008-09: Sixth among League defensemen in points — second most by Sharks D-man in team history, T-5th in goals and 8th in assists...T-6th among League defensemen in shots (213, Sharks D-man record), T-12th in power play goals (eight) and T-4th in power play points (32, eight goals and 24 assists)...Missed Feb. 15 at New Jersey with flu...Missed three games (upper body injury, Jan. 27-31)...Made his first All-Star Game appearance on Jan. 25 and posted two points (a goal and an assist)...Missed game on Nov. 11 vs. Nashville, due to the birth of his first child earlier in the day...Picked up three assists on Nov. 13 vs. Calgary...Posted a five-game point streak (seven points, two goals and five assists) from Oct. 18-28...Scored a game-winning, overtime goal on Oct. 18 vs. Philadelphia — his first goal as a Shark and his first three-point night with the team (a goal and two assists)...Posted one assist in his each of his first two games as a Shark...**Playoffs:** Tied for team lead in goals (two)...Registered a three-point game (two goals and an assist) in Game 3 of the WCQF at Anaheim on April 21.

Career 2007-08: Only appeared in 37 games...T-3rd on Tampa Bay in power play points (14, two goals and 12 assists)...Led team in time on ice per game (27:24)...Inducted into the University of Miami (Ohio) Hall of Fame...Returned to the lineup after missing 36 games (wrist surgery) and scored two goals on Jan. 24 vs. Ottawa...**2006-07:** NHL Second Team All-Star...Set Tampa Bay franchise record for goals by a defenseman (20)...Led the team in power play points (37)...Ranked second in the NHL for ice time (22:18:07)...Scored his first career shorthanded goal on March 13 at Toronto...Scored his first career hat trick and had a career-high four points (three goals and an assist), tying the Lightning franchise record for goals and points in a period, on Dec. 23 vs. the Rangers...**Playoffs:** Posted one assist and two penalty minutes in six games...**2005-06:** Selected to the taxi squad for the Canadian Olympic team...Had a career best seven-game assist streak from Nov. 27-Dec. 15 (eight)...**Playoffs:** Led team in ice time per game (25:53)...**2004-05:** Played with Djurgardens in Sweden...**2003-04:** Led team defensemen in points...Set career high and finished second among team defensemen in plus/minus (plus-23)...Averaged more than 22:00 of ice time

NHL CAREER HIGHLIGHTS

First NHL game — Feb. 18, 1999 at St. Louis (with Florida)
First NHL goal — Feb. 24, 1999 vs. Philadelphia (with Florida — John Vanbiesbrouck)
First NHL assist — Feb. 20, 1999 vs. Phoenix (with Florida)
Most points, game — 4, Dec. 23, 2006 vs. New York Rangers (with Tampa Bay)
Most goals, game — 3, Dec. 23, 2006 vs. New York Rangers (with Tampa Bay)
Most assists, game — 3, 4 times, most recent, Nov. 13, 2008 vs. Calgary (with San Jose)
Most consecutive games, point — 7, 2 times, most recent, Nov. 27, 2005 vs. Pittsburgh thru Dec. 15, 2005 at Phoenix (with Tampa Bay)
Most consecutive games, goal — 3, March 8, 2002 vs. Philadelphia thru March 12, 2002 at Atlanta (with Tampa Bay)
Most consecutive games, assist — 7, Nov. 27, 2005 vs. Pittsburgh thru Dec. 15, 2005 at Phoenix (with Tampa Bay)
Most consecutive games played — 126, Dec. 16, 2004 thru March 25, 2006 (with Tampa Bay)
Best plus/minus — +5, Jan. 3, 2004 vs. Philadelphia (with Tampa Bay)
300th NHL point — Oct. 25, 2008 at Tampa Bay (with San Jose)
200th NHL assist — Feb. 7, 2008 at Nashville (with Tampa Bay)
600th NHL game — April 11, 2009 at Los Angeles (with San Jose)
Stanley Cup Champion — 2004 (Tampa Bay)
NHL Second Team All-Star — 2007
All-Star Game — 2009 (San Jose)
Olympics — Canada (2006 Taxi Squad)
World Championships — Canada (2005)

for the third consecutive season...**Playoffs:** Helped Tampa Bay win the Stanley Cup...Scored his first playoff goal and first playoff power play goal in Game 4 of the ECF on April 29 at Montreal...**2002-03:** Led team in average ice time (24:30)...T-2nd on team in plus/minus...Fifth among NHL defensemen in points and T-5th in assists...**Playoffs:** Recorded first playoff point (assist) vs. Washington on April 12...**2001-02:** Acquired by Tampa Bay on Jan. 7...Made Lightning debut on Jan. 8 vs. Dallas...**2000-01:** Finished third among Florida defensemen in goals, assists and points...**1999-00:** Named AHL



CAREER VS. NHL

OVERALL						WITH SAN JOSE					
TEAM	GP	G	A	PTS	PIM	GP	G	A	PTS	PIM	
ANA	13	0	6	6	6	6	0	4	4	0	
ATL	38	9	12	21	22	1	0	1	1	0	
BOS	27	5	11	16	26	1	0	1	1	4	
BUF	30	2	9	11	16	1	1	1	2	0	
CGY	9	2	8	10	4	4	1	6	7	0	
CAR	37	4	20	24	12	1	0	0	0	0	
CHI	8	2	3	5	6	3	2	2	4	4	
COL	11	1	3	4	4	3	0	0	0	0	
CBJ	10	0	4	4	12	4	0	2	2	8	
DAL	11	3	4	7	12	6	3	2	5	6	
DET	10	2	4	6	6	4	1	2	3	2	
EDM	11	2	4	6	7	4	2	1	3	2	
FLA	34	5	20	25	38	1	0	1	1	0	
LA	14	0	4	4	14	6	0	3	3	10	
MIN	11	3	3	6	6	4	0	1	1	0	
MTL	25	1	11	12	22	1	0	1	1	0	
NSH	11	4	7	11	4	3	0	2	2	0	
NJ	26	1	8	9	25	—	—	—	—	—	
NYI	28	4	8	12	6	1	1	0	1	0	
NYR	27	7	14	21	16	1	1	0	1	0	
OTT	26	6	9	15	6	1	0	0	0	0	
PHI	29	9	18	27	26	2	2	2	4	4	
PHO	13	1	2	3	8	5	1	0	1	6	
PIT	28	4	8	12	16	2	0	1	1	0	
SJ	9	0	5	5	6	—	—	—	—	—	
STL	14	1	7	8	18	4	0	2	2	2	
TB	8	1	1	2	0	2	0	1	1	0	
TOR	26	5	10	15	18	1	1	0	1	0	
VAN	10	1	9	10	8	4	0	3	3	4	
WAS	46	7	25	32	20	1	0	2	2	0	
TTL	600	92	257	349	390	77	16	41	57	52	



PLAYERS

Second-Team All-Star...Played for Team Canada in 2000 AHL All-Star Classic...**1998-99:** Began year with Kentucky (AHL) before joining Florida...Second Team AHL All-Star...Named to AHL's All-Rookie Team...Started AHL All-Star Game on Jan. 25, notching two assists...Made NHL debut on Feb. 18 at St. Louis...Recorded first NHL point (assist) on Feb. 20 vs. Phoenix...Scored first NHL goal and added two assists on Feb. 24 vs. Philadelphia...**1997-98:** Set Miami-Ohio (CCHA) record for most career assists by a defenseman (107)...Ranks among school's all-time leaders in assists (second), points (ninth) and game-winning goals (seventh)...NCAA West First Team All-American...Finalist for Hobey Baker Award...First Team All-CCHA...Named CCHA's Best Offensive Defenseman...Tied for team lead in scoring...Led team in plus/minus (plus-7)...Highest-scoring defenseman in CCHA...**1996-97:** NCAA West First Team All-American...Named First Team All-CCHA...Led Miami in assists while finishing second in points...**1995-96:** Posted 27 points (seven goals, 20 assists) in 36 games with Miami...**1994-95:** Named to CCHA All-Rookie Team.

Personal: "Boyer" lists as his favorites: Faith No More (musicians); "Vanilla Sky" (movie); "The Tonight Show with Conan O'Brien" (television show); Tom Cruise (actor); Philadelphia Flyers (NHL team while growing up); New York City (NHL road city); Pittsburgh Steelers (professional sports team); Aldo's (Bay Area restaurant); Cabo San Lucas (vacation spot); tmz.com (web site); Indian (food); "Call of Duty" (video game); Christmas (holiday); professional golfer Mike Weir (professional athlete — "He's a Canadian golfer. There aren't too many of them out there")...his saying: "Never give up"...likes to play golf and watch movies away from the ice...Rick Tocchet

FROM THE POINT

Dan Boyle and Rob Blake had two of the top-five season scoring performances by a Sharks defenseman last year.

RANK	PLAYER/SEASON	GP	G	A	PTS
1	Sandis Ozolinsh (1993-94)	81	26	38	64
2	Dan Boyle (2008-09)	77	16	41	57
	Rob Blake (2008-09)	73	10	35	45
4	Tom Preissing (2003-04)	74	11	32	43
5	Matt Carle (2006-07)	77	11	31	42



is his hockey idol...memorable NHL moment was winning 2004 Stanley Cup with Tampa Bay...playing the air guitar is his hidden talent...would've liked to have met Marilyn Monroe ("Everyone is amazed by her. I would've liked to have seen what she represented")...speaks English and French...pet peeves are slow drivers and people who don't take the pen caps off when asking for autographs...started skating at six and playing hockey at seven...wears size eight Easton skates...oldest piece of protective equipment he still uses is his 10-year-old shoulder pads.



CAREER STATISTICS

PLAYOFFS

Season	Club	League	GP	G	A	PTS	PIM	GP	G	A	PTS	PIM
1994-95	Miami U. (Ohio)	NCAA	35	8	18	26	24	-	-	-	-	-
1995-96	Miami U. (Ohio)	NCAA	36	7	20	27	70	-	-	-	-	-
1996-97	Miami U. (Ohio)	NCAA	40	11	43	54	52	-	-	-	-	-
1997-98	Miami U. (Ohio)	NCAA	37	14	26	40	58	-	-	-	-	-
	Cincinnati	IHL	8	0	3	3	20	5	0	1	1	4
1998-99	Florida	NHL	22	3	5	8	6	-	-	-	-	-
	Kentucky	AHL	53	8	34	42	87	12	3	5	8	16
1999-00	Louisville	AHL	58	14	38	52	75	4	0	2	2	8
	Florida	NHL	13	0	3	3	4	-	-	-	-	-
2000-01	Louisville	AHL	6	0	5	5	12	-	-	-	-	-
	Florida	NHL	69	4	18	22	28	-	-	-	-	-
2001-02	Florida	NHL	25	3	3	6	12	-	-	-	-	-
	Tampa Bay	NHL	41	5	15	20	27	-	-	-	-	-
2002-03	Tampa Bay	NHL	77	13	40	53	44	11	0	7	7	6
2003-04	Tampa Bay	NHL	78	9	30	39	60	23	2	8	10	16
2004-05	Djurgardens	SEL	32	9	9	18	47	12	2	3	5	26
2005-06	Tampa Bay	NHL	79	15	38	53	38	5	1	3	4	6
2006-07	Tampa Bay	NHL	82	20	43	63	62	6	0	1	1	2
2007-08	Tampa Bay	NHL	37	4	21	25	57	-	-	-	-	-
2008-09	San Jose	NHL	77	16	41	57	52	6	2	2	4	8
	Sharks Totals		77	16	41	57	52	6	2	2	4	8
	NHL Totals		600	92	257	349	390	51	5	21	26	38

Signed by Florida as a free agent on March 30, 1998. Acquired by Tampa Bay from Florida in exchange for a fifth round selection in the 2003 NHL Entry Draft on Jan. 7, 2002. Acquired by San Jose along with Brad Lukowich from Tampa Bay in exchange for Matt Carle, Ty Wishart, a first round selection (26th overall) in the 2009 NHL Entry Draft and a fourth round selection in the 2010 NHL Entry Draft on July 4, 2008.

RYANE CLOWE

Shoots: Left Height/Weight: 6-foot-2, 225 pounds
Born: 9/30/82 in Fermeuse, Newfoundland
Hometown: St. John's Newfoundland

Selected by San Jose in the 2001 NHL Entry Draft (6th round, 175th overall).

29 LEFT WING

PLAYERS

2008-09: Set career highs in goals, assists and points...Missed March 19-April 7 (lower body injury)...T-1st on team in power play goals (11)...Fifth on the team in hits (135) and sixth in goals...Set a career high in points/assists in a single game (four) on Jan. 17 vs. Detroit...Scored GW shootout goal on Dec. 15 at Los Angeles...Tied a career-high with three assists/points on Nov. 28 at Dallas...Scored two goals vs. Washington on Nov. 22...Four-game goal streak (Oct. 30-Nov. 6, five) set a career high...Scored two, third-period goals vs. St. Louis on Nov. 6 and added the shootout winner...Registered his first NHL Gordie Howe Hat Trick, 10th in Sharks history, on Nov. 4 vs. Minnesota with a goal, an assist and a fighting major...Tied his career high with eight shots at Tampa Bay on Oct. 25 and earned two-thirds of a Gordie Howe Hat Trick with a goal and a fighting major (Ryan Malone)...Scored his first goal on Oct. 22 at Philadelphia...**Playoffs:** Scored a goal on April 19 in Game 2 of the WCQF vs. Anaheim...T-3rd on the team in hits (16).

Career 2007-08: Appeared in his first game after missing 67 (knee injury) on March 30 vs. Phoenix and assisted on Thornton's goal just 14 seconds into the game...Named No. 2 star of the game with an assist and a game-high six hits...Activated from IR (knee) on March 27...Placed on IR after hurting knee on Oct. 28 at Columbus...**Playoffs:** 10th in NHL in hits (40)...Tied for team lead in goals...Registered a goal and an assist in the first period in Game 3 of WCQF at Calgary on April 13...Scored two goals and led the team with eight shots and seven hits in Game 1 of the WCQF vs. Calgary on April 9...**2006-07:** Posted five, three-point games...T-9th among League rookies in goals, T-11th in power play goals (four), T-7th in game-winning goals (three) and 10th in points...Third in shot percentage among all NHL rookies (17.2)...Second on the team in PIM and fighting majors (eight)...Posted a career-high six game point streak (seven assists) Jan. 30 vs. Dallas-Feb. 13 at St. Louis...Named NHL Rookie of the Month for January and became the first Sharks recipient of the award since Nabokov in Dec. 2000...Recorded first career hat trick vs. Columbus on Jan. 6...Returned from IR on Oct. 29 at Tampa Bay and notched his first NHL goal...**Playoffs:** Led League rookies in goals (also T-1st on team) and was

NHL CAREER HIGHLIGHTS

First NHL game — Oct. 5, 2005 at Nashville
First NHL goal — Oct. 29, 2006 at Tampa Bay (Marc Denis)
First NHL assist — Oct. 8, 2005 at St. Louis
Most points, game — 4, Jan. 17, 2009 vs. Detroit
Most goals, game — 3, Jan. 6, 2007 vs. Columbus
Most assists, game — 4, Jan. 17, 2009 vs. Detroit
Most consecutive games, point — 6, Jan. 30, 2007 vs. Dallas thru Feb. 13, 2007 at St. Louis
Most consecutive games, goal — 4, Oct. 30, 2008 vs. Detroit thru Nov. 6, 2008 vs. St. Louis
Most consecutive games, assist — 5, Jan. 30, 2007 vs. Dallas thru Feb. 7, 2007 at Anaheim
Most consecutive games played — 73, March 30, 2008 vs. Phoenix thru March 17, 2009 at Phoenix
Best plus/minus — +4, Jan. 17, 2009 vs. Detroit
Hat Tricks — 1, Jan. 6, 2007 vs. Columbus
Gordie Howe Hat Tricks — 1, Nov. 4, 2008 vs. Minnesota
NHL Rookie of the Month — January 2007

second in points...T-2nd among League rookies in hits (25)...Notched the game-winning goal in Game 3 of WCQF at Nashville on April 16...**2005-06:** Compiled his first career multi-point game/assist with two assists at St. Louis on Oct. 8...Earned his first career fighting major against Chicago's Jim Vandermeer on Oct. 7...Made NHL regular season debut at Nashville on Oct. 5...**Playoffs:** Made first postseason appearance in Game 4 of the WCSF at Edmonton on May 12...**2004-05:** Cleveland's Most Valuable Player led Barons in goals, assists, points, plus/minus (plus-19), first goals (nine), multi-point games (16), power play goals (14) and power play points (23)...**2003-04:** 12th among all AHL rookie scorers and fourth in assists...Fifth on team in scoring and was fourth in assists, plus/minus (plus-15) and PIM...**Playoffs:** T-2nd on team in goals and seventh in scoring...Scored game-winning, series-clinching goal vs. Toronto in opening round...**2002-03:** Set QMJHL career highs in assists and points...**Playoffs:** T-2nd on team in points and assists...T-1st on team in power play goals (three)...**2001-02:** Third on team in points...Also fourth on the Oceanic in goals and assists...Led club in game-winning goals (eight)...T-4th on Rimouski in power play goals



CAREER VS. NHL

	GP	G	A	PTS	PIM
ANA	11	0	4	4	9
ATL	2	1	0	1	0
BOS	2	0	3	3	0
BUF	1	0	0	0	0
CGY	8	3	2	5	6
CAR	2	1	1	2	4
CHI	10	0	4	4	17
COL	5	3	1	4	5
CBJ	9	4	2	6	9
DAL	12	2	8	10	14
DET	8	3	5	8	0
EDM	8	0	4	4	16
FLA	2	1	0	1	5
LA	16	2	1	3	13
MIN	8	3	3	6	7
MTL	1	0	0	0	0
NSH	8	0	0	0	4
NJ	2	0	0	0	2
NYI	1	1	0	1	0
NYR	1	1	0	1	0
OTT	1	0	0	0	0
PHI	3	2	3	5	0
PHO	13	4	7	11	9
PIT	3	0	1	1	6
SJ	-	-	-	-	-
STL	8	5	2	7	5
TB	3	3	0	3	7
TOR	2	0	0	0	0
VAN	10	0	4	4	22
WAS	2	2	0	2	0
TOTALS	162	41	55	96	160



PLAYERS

(10)...2000-01: Finished season with Rimouski following promotion from Tier II juniors...Led club in playoff goal scoring with eight in 11 postseason games.

Personal: "Clowie," "Clowe-Dog" and "Chopper"

lists as his favorites: Tom Petty (musicians); "Gangs of New York" and "Scarface" (movies); "Entourage" and "Curb Your Enthusiasm" (television shows); Brad Pitt and Cameron Diaz (actor/actress); Montreal Canadiens (NHL team while growing up); Toronto Blue Jays and San Francisco Giants (professional sports teams); Thailand (vacation spot); tsn.ca (web site); steak and eggs (food); "MLB 2K10" (video game); Christmas (holiday); Alex Rodriguez (professional athlete — "He's consistent every year"); Forbes Mill and Aldo's (Bay Area restaurants); "That's hockey" (saying)...hobbies are golfing and fishing...first job was being a hockey rink attendant...Eric Lindros is his hockey idol...prays every night before going to bed...hates small Gatorade bottles...would've liked to have met Abraham Lincoln ("I read a lot of books about him")...non-sports idols are his parents...played host to the first annual Ryane Clowe Golf Classic in St. John's this summer to benefit the city's REAL Program, an organization that helps children who can't afford sports and activities...started skating at six and playing hockey at seven...wears size 11 Graf skates...oldest piece of protective equipment is his shoulder pads (using them since he was 17).

CAREER STATISTICS

Season	Club	League	GP	G	A	PTS	PIM
2001-02	Rimouski	QMJHL	53	28	45	73	120
2002-03	Rimouski	QMJHL	17	8	19	27	44
	Montreal	QMJHL	43	18	30	48	60
2003-04	Cleveland	AHL	72	11	29	40	97
2004-05	Cleveland	AHL	74	27	35	62	101
2005-06	San Jose	NHL	18	0	2	2	9
	Cleveland	AHL	35	13	21	34	35
2006-07	San Jose	NHL	58	16	18	34	78
2007-08	San Jose	NHL	15	3	5	8	22
2008-09	San Jose	NHL	71	22	30	52	51
	Sharks/NHL Totals		162	41	55	96	160

PLAYOFFS

GP	G	A	PTS	PIM
7	1	6	7	2
-	-	-	-	-
7	3	7	10	6
8	3	1	4	9
-	-	-	-	-
1	0	0	0	0
-	-	-	-	-
11	4	2	6	17
13	5	4	9	12
6	1	1	2	8
31	10	7	17	37

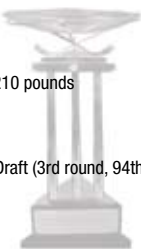
Selected by San Jose in the 2001 NHL Entry Draft (6th round, 175th overall).



THOMAS GREISS

Catches: Left **Height/Weight:** 6-foot-1, 210 pounds
Born: 1/29/86 in Fussen, Germany
Hometown: Rastshaupten, Germany

Selected by San Jose in the 2004 NHL Entry Draft (3rd round, 94th overall).



1 GOALTENDER

PLAYERS

2008-09: Set a Worcester (AHL) franchise record for consecutive starts (16, March 13–April 11)...Set franchise records in wins (30 — fifth in AHL), goals-against average (2.47, 15th in AHL), minutes played (3,346) and appearances (57)...Recorded his first career shutout on April 11 vs. Providence with 23 saves...Was up with San Jose twice, but didn't appear in a game...**Playoffs:** Posted a .912 save percentage and a 2.43 GAA in 12 games...Also had two shutouts.

Career 2007-08: Split season between San Jose and Worcester...Made second NHL start in a 3-2 loss at New Jersey on Feb. 20...Recalled to San Jose on Feb. 18 and relieved an injured Nabokov in the second period at the New York Islanders later that day and stopped one shot in 9:36...Made 25 saves in his NHL debut, a 4-3 overtime loss at Anaheim on Jan. 13...Recalled from Worcester on Nov. 19...**2006-07:** Earned CCM/Vector AHL Player of the Week honors for the week ending March 25...Appeared in three games with Fresno (ECHL)...Made his North American pro debut on Oct. 13 at Providence...**2005-06:** Finished third in the DEL (Germany) in save percentage (.926) and ranked sixth in GAA...**Olympics:** Started for Team Germany on Feb. 16 in a 5-1 loss to Team Canada...**2004-05:** Had team's lowest GAA...**Playoffs:** Team lost in seven games in first round to ERC Ingolstadt...**Other:** Played three games with Team Germany at 2005 World Jr. Championships...**2003-04:** Played for Team Germany in the Under-20 (Group A) and Under-18 World Championships.

Personal: "Moofafa" lists as his favorites: Red Hot Chili Peppers (musicians); "Forrest Gump" (movie); "King of Queens" (television show); Tom Hanks (actor); Boston (NHL road city); FC Bayern Munich (professional sports team — German soccer club); Original Joe's (Bay Area restaurant); pinkbike.com (boasts itself as the largest mountain biking web site); "Call Of Duty" (video game)...lists mountain biking as a hobby...first job was being a hockey player...memorable NHL moment is his first game...teammate Nabokov is his hockey idol...traffic is his pet peeve...doesn't have a hidden talent ("pretty talentless")...speaks German and English...started skating and playing hockey when he was six...wears size 12 Graf skates...oldest piece of equipment is his 3-year-old neck guard.

NHL CAREER HIGHLIGHTS

First NHL game — Jan. 13, 2008 at Anaheim
Most shots faced, game — 47, 2 times, most recent, March 18, 2006 at Nashville (with Calgary)
Most saves, game — 25, Jan. 13, 2008 at Anaheim
Most goals allowed, game — 4, Jan. 13, 2008 at Anaheim
Olympics — Germany (2006)
World Jr. — Germany (2005, 2004)

CAREER VS. NHL

TEAM	GP	MINS	GA	SOG	SHO	W	L	T/OT	PTS%	GAA	SV%
ANA	1	61	4	29	0	0	0	1	.500	3.93	.862
NJ	1	59	3	20	0	0	1	0	.000	3.05	.850
NYI	1	10	0	1	0	0	0	0	01.000	0.00	1.000
TOTALS	3	129	7	50	0	0	1	1	.250	3.26	.860





CAREER STATISTICS

PLAYOFFS

Season	Club	League	GP	W	L	OT	MINS	GA	SO	GAA	GP	W	L	MINS	GA	SO	AVG
2003-04	Koln Jr.	Germany	24	-	-	-	1286	-	0	2.61	-	-	-	-	-	-	-
	Koln	Germany	1	-	-	-	20	4	0	12.00	-	-	-	-	-	-	-
	Germany	WJC, A	2	1	0	0	119	3	0	1.51	-	-	-	-	-	-	-
	Germany	WJC, U18	3	3	0	0	140	8	0	3.43	-	-	-	-	-	-	-
2004-05	Koln	Germany	8	-	-	-	459	16	0	2.09	-	-	-	-	-	-	-
	Germany	WJC, U20	3	0	3	0	104	13	0	7.50	-	-	-	-	-	-	-
2005-06	Koln	Germany	27	-	-	-	1560	64	1	2.46	-	-	-	-	-	-	-
	Germany	Olympics	1	0	1	0	60	5	0	5.00	-	-	-	-	-	-	-
2006-07	Worcester	AHL	43	26	15	2	2555	111	0	2.61	3	0	3	172	12	0	4.18
	Fresno	ECHL	3	1	2	0	180	7	0	2.34	-	-	-	-	-	-	-
2007-08	San Jose	NHL	3	0	1	1	129	7	0	3.26	-	-	-	-	-	-	-
	Worcester	AHL	41	18	21	2	2424	125	0	3.09	-	-	-	-	-	-	-
2008-09	Worcester	AHL	57	30	24	2	3346	138	1	2.47	12	6	6	742	30	2	2.43
	Sharks/NHL Totals		3	0	1	1	129	7	0	3.26	-	-	-	-	-	-	-

Selected by San Jose in the 2004 NHL Entry Draft (3rd round, 94th overall).

DANY HEATLEY

Shoots left Height/Weight: 6-foot-4/ 220 lbs.
Born: January 21, 1981 in Freiburg, Germany

Acquired by San Jose along with a fifth round round selection in the 2010 NHL Entry Draft from Ottawa in exchange for Jonathan Cheechoo, Milan Michalek and a second round selection in the 2010 NHL Entry Draft, Sept. 12, 2009.

15 LEFT WING

PLAYERS

2008-09: One of four Senators (Chris Kelly, Chris Phillips, Jason Spezza) to appear in all 82 regular season games...Led Senators in goals (T-9th NHL), third in points and fourth in assists...Led Ottawa in power play goals (15 – seventh in NHL), game-winning goals (six) and total shots (258 – 22nd in NHL)...One of five Senators (Daniel Alfredsson, Filip Kubka, Phillips, Anton Volchenkov) to average more than 20 minutes on-ice per game...Second on Sens with 18 multi-point games...Recorded his 500th NHL point on Dec. 20 vs. Dallas...Played his 500th NHL game on March 29 at Tampa Bay.

Career 2007-08: Led Ottawa in goals, third in assists and points...Plus-33 rating was third in the NHL...Surpassed 40-goal mark (41) for the fourth time...T-4th in NHL with eight game-winning goals...First Senators player to have three consecutive multi-goal games...Saw consecutive games played streak end at 207 on Jan. 13...Tied career high with two, four-point games (last on March 11 vs. Boston, three goals and an assist)...Hat trick vs. Boston was his seventh in NHL career...Named to Eastern Conference All-Star Team but missed game due to injury...**Playoffs:** Had one assist in quarterfinals against Pittsburgh...**2006-07:** Named to the NHL's first All-Star Team...Set a team record for most points in a season (105) while tying his own record for most goals (50)...Became first NHLer to record back-to-back 50-goal seasons since Florida's Pavel Bure (1999-2000, 2000-01)...Set a career high with 55 assists...Finished second in the NHL in goals and fourth in points...Led Ottawa with 28 multi-point games...Had a season-high 16-game point streak from Feb. 8 to March 15...**Playoffs:** Member of Eastern Conference Champions...Finished tied with Spezza and Alfredsson for the Stanley Cup Playoffs scoring lead...**2005-06:** First Senator to reach 100 points and score 50 goals in a season...Had 29 multi-point games...Had a team record 22-game point streak of 38 points (17 goals and 21 assists) to start season...second-longest streak in NHL history from start of a player's tenure with a team (one game shy of Wayne Gretzky - 1988-89, Los Angeles Kings)...Recorded first four-goal game at Toronto on Oct. 29...Missed second career penalty shot against New York Islander Rick DiPietro on Nov. 5...Named to NHL's second All-Star team...**Olympics:** Represented Canada for the first time at the Winter Games...**Playoffs:** Tied Spezza and Martin Havlat for most points in a series (10) in quarterfinals vs. Tampa Bay while also tying Spezza for most assists (eight)...**2004-05:** Missed 14 games due to injury for Bern (Switzerland)...Had four points (three goals and an assist) and 22 PIM in 11 games with Ak Bars Kazan (Russia)...**2003-04:** With Atlanta, notched at least one point in 18 out of last 24 contests (12 goals, 11 assists) after missing first 51 games due to injury...**2002-**

NHL CAREER HIGHLIGHTS

First NHL game — Oct. 4, 2001 at Buffalo (with Atlanta)
First NHL goal — Oct. 19, 2001 vs. New York Rangers (with Atlanta — Dan Blackburn)
First NHL assist — Oct. 4, 2001 at Buffalo (with Atlanta)
Most points, game — 4, 6 times, most recent, March 11, 2008 vs. Boston (with Ottawa)
Most goals, game — 4, Oct. 29, 2005 at Toronto (with Ottawa)
Most assists, game — 3, 5 times, most recent, Oct. 24, 2008 vs. Anaheim (with Ottawa)
Most consecutive games, point — 22, Oct. 5, 2005 at Toronto through Nov. 29, 2005 vs. Montreal (with Ottawa)
Most consecutive games, goal — 6, Feb. 20, 2007 vs. Edmonton through March 2, 2007 at Atlanta (with Ottawa)
Most consecutive games, assist — 6, 3 times, most recent, Jan. 7, 2007 vs. Philadelphia through Jan. 18, 2007 vs. Vancouver (with Ottawa)
Most consecutive games played — 238, Jan. 28, 2004 through Jan. 13, 2008 (with Atlanta and Ottawa)
Best plus/minus — +5, Jan. 7, 2007 vs. Philadelphia (with Ottawa)
500th NHL game — March 29, 2009 at Tampa Bay (with Ottawa)
500th NHL point — Dec. 20, 2009 vs. Dallas (with Ottawa)
200th NHL goal — Dec. 15, 2007 vs. Atlanta (with Ottawa)
200th NHL assist — March 8, 2007 vs. Toronto (with Ottawa)
NHL First Team All-Star — 2007
NHL Second Team All-Star — 2006
Calder Memorial Trophy — 2002
NHL All-Rookie Team — 2002
All-Star Game — 2003, 2007, 2008, 2009
Olympics — Canada (2006)
World Championships — Canada (2002, 2003, 2004, 2005, 2008, 2009)
World Cup of Hockey — Canada (2004)
World Jr. Championships — Canada (2000, 2001)

03: First Thrasher player to score 40 goals...Scored first NHL hat trick at Philadelphia on Jan. 13...Most Valuable Player of 2003 NHL All-Star Game following a four-goal performance...Youngest player in NHL ASG history to score a hat trick and one of only five players to score four regulation goals...**2001-02:** Won Calder Memorial Trophy (rookie of the year) and named to the All-Rookie Team...He and teammate Ilya Kovalchuk finished first



CAREER VS. NHL

TEAMS	GP	G	A	PTS	PIM
ANA	7	2	5	7	8
ATL	16	8	8	16	26
BOS	39	18	21	39	42
BUF	40	23	27	50	44
CAR	27	16	16	32	28
CAL	8	1	5	6	4
CHI	5	2	1	3	6
CBJ	6	2	1	3	12
COL	6	3	4	7	8
DAL	7	1	5	6	2
DET	5	0	2	2	0
EDM	8	3	6	9	2
FLA	27	17	13	30	20
LA	6	2	1	3	6
MIN	6	5	3	8	6
MTL	38	22	27	49	32
NJ	26	8	11	19	14
NYI	22	14	11	25	22
NYR	27	14	18	32	28
NSH	5	3	4	7	12
OTT	9	2	2	4	2
PHI	24	14	12	26	10
PHO	7	4	2	6	12
PITT	25	19	10	29	24
SJ	6	2	3	5	2
STL	6	2	2	4	2
TB	27	13	16	29	22
TOR	37	27	23	50	32
VAN	7	2	3	5	6
WAS	28	11	21	32	22
TTL	507	260	283	543	456



PLAYERS

and second in NHL rookie scoring — first time since Rangers Brian Leetch and Tony Granato did it in 1988-89. **1999-2001:** Led Wisconsin (WCHA) in goals and assists in 2000-01...Finalist for 2001 Hobey Baker Award...Helped Wisconsin win 1999-00 WCHA regular season title...**1998-99:** Led Calgary to Doyle Cup regional junior A championship and was first in scoring with 127 points (70 goals and 57 assists)...Canadian Junior A Hockey League Player of the Year.

Personal: A highly-decorated player in international play...Won three gold medals (2003 and 2004 World Championships and 2004 World Cup of Hockey), three silvers (2005, 2008 and 2009 World Championships) and two bronze (2000 and 2001 World Junior Championships)...Born in Germany as his father (Murray) was playing in a German hockey league. Family settled in Calgary upon his father's retirement...Dual citizen of Canada and Germany.

CAREER STATISTICS

PLAYOFFS

Season	Club	League	GP	G	A	PTS	PIM	GP	G	A	PTS	PIM
1999-00	Wisconsin	NCAA	38	28	28	56	32	—	—	—	—	—
	Canada	WJC	7	2	2	4	4	—	—	—	—	—
2000-01	Wisconsin	NCAA	39	24	33	57	74	—	—	—	—	—
	Canada	WJC	7	3	2	5	10	—	—	—	—	—
2001-02	Atlanta	NHL	82	26	41	67	56	—	—	—	—	—
	Canada	World Champ.	7	2	2	4	2	—	—	—	—	—
2002-03	Atlanta	NHL	77	41	48	89	58	—	—	—	—	—
	Canada	World Champ.	9	7	3	10	10	—	—	—	—	—
2003-04	Atlanta	NHL	31	13	12	25	18	—	—	—	—	—
	Canada	World Champ.	9	8	3	11	4	—	—	—	—	—
	Canada	World Cup	6	0	2	2	2	—	—	—	—	—
2004-05	SC Bern	NLA	16	14	10	24	58	—	—	—	—	—
	Ak Bars Kazan	RSL	11	3	1	4	22	4	2	1	3	4
	Canada	World Cup	9	3	4	7	16	—	—	—	—	—
2005-06	Ottawa	NHL	82	50	53	103	86	10	3	9	12	11
	Canada	Olympics	6	2	1	3	8	—	—	—	—	—
2006-07	Ottawa	NHL	82	50	55	105	74	20	7	15	22	12
2007-08	Ottawa	NHL	71	41	41	82	76	4	0	1	1	6
	Canada	World Champ.	9	12	8	20	4	—	—	—	—	—
2008-09	Ottawa	NHL	82	39	33	72	88	—	—	—	—	—
	Canada	World Champ.	9	6	4	10	8	—	—	—	—	—
NHL TOTALS			507	260	283	543	456	34	11	25	35	31

Drafted by Atlanta in the first round (second overall) of the 2000 NHL Entry Draft. Acquired from Ottawa in exchange for Marian Hossa and Greg deVries, Aug. 23, 2005. **Acquired by San Jose along with a fifth round round selection in the 2010 NHL Entry Draft from Ottawa in exchange for Jonathan Cheechoo, Milan Michalek and a second round selection in the 2010 NHL Entry Draft, Sept. 12, 2009.**

KENT HUSKINS

Shoots: Left Height/Weight: 6-foot-3, 210 pounds
 Born: 5/4/79 in Ottawa, Ontario
 Hometown: Almonte, Ontario

Acquired by San Jose along with Travis Moen from Anaheim in exchange for Nick Bonino, Timo Pielmeier and a fourth round selection in the 2010 NHL Entry Draft on March 4, 2009.

40 DEFENSE

PLAYERS

2008-09: Did not appear in a game with the Sharks due to injury (foot)...Joined San Jose in a March 4 trade with Anaheim...With Anaheim: Season-high plus-3 rating on Dec. 14 vs. Minnesota...Logged four hits and four blocked shots in a career-high 23:26 TOI on Nov. 30 at Carolina...Registered his sixth point (assist) on Nov. 21 at St. Louis...Earned an assist, his second point in as many games (two, goal and an assist) on Oct. 27 at Columbus...Recorded his second goal on Oct. 25 at Montreal...Scored his first goal on Oct. 15 vs. Edmonton.

Career 2007-08: Ranked second on the Ducks and tied for 14th in the NHL with a plus-23 rating...Finished third amongst Anaheim defensemen in games played...Owned a plus-or-even rating in 18 consecutive games (plus-6 overall) from Jan. 23-Mar. 5...Posted a career high three-game point streak (three assists) from Jan. 5-9...His first two career game-winning goals came within a seven-game stretch: Feb. 10 at Detroit and Feb. 24 vs. Chicago...Tied a franchise single-game record with a plus-5 rating on Nov. 15 at Los Angeles...Collected his first career power play goal on Nov. 13 vs. Los Angeles...Had a career high 22:23 TOI on Oct. 6 at Pittsburgh...**Playoffs:** Recorded his second career playoff point (assist) in Game 4 of the WCQF on April 17 at Dallas...**2006-07:** Recorded first career point (assist) on Dec. 26 at San Jose...Recalled from Portland on Feb. 25 and remained with the Ducks...Originally recalled on Dec. 21, making his NHL debut on Dec. 23 at Phoenix, logging 11:03 TOI...Portland's alternate captain and captain...

Playoffs: Played in all of Anaheim's 21 postseason contests, averaging 11:44 TOI with a plus-4 rating...Had a playoff-high plus-2 rating in Game 4 of the SCF on June 4 at Ottawa...Collected his first career postseason point (assist) in Game 1 of the WCSF on Apr. 25 vs. Vancouver...**2005-06:** The only Pirate to play in all 80 games while setting career highs in goals, assists and points...Finished second among Portland defensemen in scoring and ranked first with a plus-24 rating...**Playoffs:** Recorded a playoff-high nine points while leading the Pirates to the Eastern Conference Final in the Calder Cup Playoffs...**2004-05:** Registered 16 points with 41 PIM in 65 games with Manitoba (AHL)...**Playoffs:** Notched two assists with 12 PIM in 14 games...**2003-04:** With

NHL CAREER HIGHLIGHTS

First NHL game — Dec. 23, 2006 at Phoenix (with Anaheim)
First NHL goal — Oct. 15, 2007 vs. Detroit (with Anaheim — Dominic Hasek)
First NHL assist — Dec. 26, 2006 at San Jose (with Anaheim)
Most points, game — 1, 28 times, most recent, Nov. 21, 2008 at St. Louis (with Anaheim)
Most goals, game — 1, 6 times, most recent, Oct. 25, 2008 at Montreal (with Anaheim)
Most assists, game — 1, 22 times, most recent, Nov. 21, 2008 at St. Louis (with Anaheim)
Most consecutive games, point — 3, Jan. 5, 2008 thru Jan. 8, 2008 (with Anaheim)
Most consecutive games, goal — 1, 6 times, most recent, Oct. 25, 2008 at Montreal (with Anaheim)
Most consecutive games, assist — 3, Jan. 5, 2008 thru Jan. 8, 2008 (with Anaheim)
Most consecutive games played — 49, Feb. 25, 2007 thru Dec. 5, 2007 (with Anaheim)
Best plus/minus — +5, Nov. 15, 2007 at Los Angeles (with Anaheim)
100th NHL game — March 12, 2008 vs. Vancouver (with Anaheim)
Stanley Cup Champion — Anaheim (2006-07)

San Antonio (AHL), posted 19 points and 42 PIM in 79 games...**2002-03:** Completed his second year with Norfolk (AHL)...Set a career high with 48 PIM...**Playoffs:** Appeared in nine postseason contests, earning four points with four PIM...**2001-02:** Made his professional hockey debut with Norfolk...Also made his professional postseason debut, appearing in four playoff games...**2000-01:** In his senior season at Clarkson University, collected collegiate highs in goals, assists and points...Named to the NCAA East First All-American Team and ECAC First All-Star Team...Led the Golden Knights to the best regular season record in the ECAC.


Personal: "Huskie" lists as his favorites: AC/DC (musicians); "Bottle Rocket" (a 1996 movie that marked the on-screen debuts of Owen and Luke Wilson); "Curb Your Enthusiasm" (television show); Larry David (actor); Ottawa Senators (NHL team while growing up); Ottawa (NHL road city); Forbes Mill (Bay Area restaurant); Paris (vacation spot); seanmccallum.com (web site — friend's



CAREER VS. NHL

	GP	G	A	PTS	PIM
ANA	—	—	—	—	—
ATL	—	—	—	—	—
BOS	1	0	1	1	2
BUF	1	0	1	1	0
CGY	6	0	0	0	4
CAR	3	0	0	0	4
CHI	7	1	1	2	8
COL	6	0	0	0	19
CBJ	10	0	1	1	13
DAL	13	0	0	0	4
DET	9	2	0	2	4
EDM	8	1	2	3	0
FLA	1	0	0	0	0
LA	12	1	3	4	4
MIN	5	0	0	0	2
MTL	2	1	1	2	0
NSH	6	0	2	2	6
NJ	1	0	0	0	0
NYI	1	0	0	0	0
NYR	2	0	0	0	0
OTT	2	0	0	0	0
PHI	1	0	0	0	0
PHO	12	0	1	1	16
PIT	1	0	0	0	2
SJ	14	0	4	4	8
STL	10	0	4	4	4
TB	—	—	—	—	—
TOR	2	0	1	1	0
VAN	5	0	0	0	0
WAS	1	0	0	0	0
TOTALS	142	6	22	28	100

blog); lobster (food); "R.B.I. Baseball" for Nintendo (video game); Christmas (holiday)...memorable NHL moment was winning 2007 Stanley Cup with Anaheim...first job was holding a stop sign at a construction site...hates bad drivers...isn't superstitious...speaks a little French...affiliated with School Box in his hometown of Almonte, Ontario. The group goes to poor countries and provides them with school supplies...wears Reebok skates in a size 10.5...oldest piece of protective equipment that he wears is his elbow pads.



PLAYERS

CAREER STATISTICS

Season	Club	League	GP	G	A	PTS	PIM	GP	G	A	PTS	PIM
1997-98	Clarkson	NCAA	35	2	8	10	46	-	-	-	-	-
1998-99	Clarkson	NCAA	37	5	11	16	28	-	-	-	-	-
1999-00	Clarkson	NCAA	28	2	16	18	30	-	-	-	-	-
2000-01	Clarkson	NCAA	35	6	28	34	22	-	-	-	-	-
2001-02	Norfolk	AHL	65	4	11	15	44	4	0	1	1	0
2002-03	Norfolk	AHL	80	5	22	27	48	9	2	2	4	4
2003-04	San Antonio	AHL	79	5	14	19	42	-	-	-	-	-
2004-05	Manitoba	AHL	65	5	11	16	41	14	0	2	2	12
2005-06	Portland	AHL	80	8	23	31	64	18	3	6	9	14
2006-07	Portland	AHL	39	3	12	15	23	-	-	-	-	-
	Anaheim	NHL	33	0	3	3	14	21	0	1	1	11
2007-08	Anaheim	NHL	76	4	15	19	59	6	0	1	1	2
2008-09	Anaheim	NHL	33	2	4	6	27	-	-	-	-	-
	NHL Totals		142	6	22	28	100	27	0	2	2	13

Selected by Chicago in the 1998 NHL Entry Draft (6th round, 156th overall). Signed as a free agent by Florida on Aug. 14, 2003. Signed as a free agent by Vancouver on Sept. 16, 2004. Signed as a free agent by Anaheim on Aug. 30, 2005. **Acquired by San Jose along with Travis Moen in exchange for Nick Bonino, Timo Pielmeier and a fourth round selection in the 2010 NHL Entry Draft on March 4, 2009.**

PATRICK MARLEAU

Shoots: Left **Height/Weight:** 6-foot-2, 220 pounds
Born: 9/15/79 in Aneroid, Saskatchewan
Hometown: San Jose, California

Selected by San Jose in the 1997 NHL Entry Draft (1st round, 2nd overall).

12 CENTER

PLAYERS

2008-09: Selected as the "Sharks Player of the Year" in a vote by the Bay Area media...Winner of the 2008-09 PlayStation Three Stars of the Game Award...Sharks nominee for the King Clancy Memorial Trophy...Second on team in points and first in goals (T-11th in NHL)...T-3rd in the League in GW goals (10), T-27th in shots (251) and T-9th in home goals (20)...T-2nd in NHL with five SH goals (had two in his career entering this season)...T-3rd NHL in SH points (seven)...Missed five games (lower body injury, March 30-April 7)...Missed March 25 game at Chicago due to birth of second son...Set a career high with his 35th goal on March 12 at St. Louis...Set a career high with nine shots on Feb. 28 at Montreal...Registered his 600th and 601st career points with two goals, including the game winner, vs. Edmonton on Feb. 17...Named to the Western Conference All-Star Team, his third appearance (2007 and 2004) and tied for the game-high with three points (a goal and two assists)...Tied his 2007-08 season goal total (19 in 78 games) in just 38 games with his tally on Jan. 3 vs. the Islanders...Surpassed Owen Nolan's all-time franchise record for power play goals by scoring his 76th on Dec. 4 vs. Columbus...Had a seven-game point streak (10 points, four goals and six assists) from Nov. 11-28...Tied a career high with four points (two goals and two assists) on Oct. 22 at Philadelphia...Played in his 800th game on Oct. 17 at Anaheim...Earned assist on game's lone goal on Oct. 12 at Los Angeles...**Playoffs:** Scored both game winning goals for the Sharks...Tied for team lead in goals (two)...Scored the game-winning goal in overtime in Game 5 of the WCQF vs. Anaheim on April 25...Scored the game-winning, power play goal in Game 3 of the WCQF at Anaheim on April 21.

Career 2007-08: Fourth on team in goals, fifth in assists and fourth in points...T-2nd on team in takeaways (44)...Scored the game-deciding goal in three consecutive games, including two game-winners (one in regulation and one in OT) and one shootout winner from March 3-9...Posted his first two-goal game of the season, including the overtime game winner, vs. Ottawa on March 5...Earned a fighting major vs. Phoenix on Dec. 20...Registered his 500th point with three assists on Nov. 15 at Phoenix...**Playoffs:** T-4th on Sharks in points, T-3rd in goals and T-5th in assists...Shorthanded goals in

NHL CAREER HIGHLIGHTS

First NHL game — Oct. 1, 1997 vs. Edmonton
First NHL goal — Oct. 19, 1997 at Phoenix (Nikolai Khabibulin)
First NHL assist — Oct. 11, 1997 vs. Boston
Most points, game — 4, 4 times, most recent, Oct. 22, 2008 at Philadelphia
Most goals, game — 3, 2 times, most recent, Nov. 9, 2006 at Los Angeles
Most assists, game — 4, Feb. 10, 2006 vs. Dallas
Most consecutive games, point — 9, Nov. 6-26, 2003
Most consecutive games, goal — 6, 2 times, most recent, Nov. 11-21, 2003
Most consecutive games, assist — 7, Dec. 2-18, 2005
Most consecutive games played — 181, Dec. 8, 2001 at Vancouver thru Jan. 15, 2004 vs. Vancouver
Best plus/minus — +4, Dec. 4, 2000 at Calgary
600th NHL game — Jan. 14, 2006 at Montreal
800th NHL game — Oct. 17, 2008 at Anaheim
100th NHL goal — Nov. 13, 2002 at Atlanta
200th NHL goal — Nov. 22, 2006 vs. Los Angeles
100th NHL assist — Dec. 11, 2001 vs. Edmonton
200th NHL assist — Dec. 18, 2005 at Anaheim
300th NHL assist — April 3, 2008 at Los Angeles
400th NHL point — March 3, 2006 at Edmonton
500th NHL point — Nov. 15, 2007 at Phoenix
600th NHL point — Feb. 17, 2009 vs. Edmonton
NHL Hat Tricks — 2, April 6, 2002 vs. Detroit; Nov. 9, 2006 at Los Angeles
NHL Offensive Player of the Week — Nov. 30-Dec. 4, 2005; Feb. 5-11, 2006
"Sharks Player of the Year" — 2003-04, 2008-09
"Sharks Player of the Month" — Oct. 2008, Jan. 2007, Nov. 2005, Dec. 2003 (co-winner), Nov. 2002
PlayStation "Sharks Rookie of the Year" — Co-winner 1997-98
PlayStation "Three Stars of the Game" Award — 2003-04, 2008-09
"Sharks Iron Man Award" — Co-winner 1999-00
NHL All-Star Game — 2009, 2007, 2004
World Cup — Team Canada (2004, DNP)
World Championships — Team Canada (1999, 2001, 2003, 2005)

Games 3 and 4 of the WCSF at Dallas are the first time a player has scored a shorthanded goal in back-to-back playoff games in the same year since Brett Hull in 2002...Posted at least one point in five out of the seven games in the Calgary series (six)...Primary assist on Jonathan Cheechoo's game-winner and



CAREER VS. NHL

TEAM	GP	G	A	PTS	PIM
ANA	66	15	19	34	26
ATL	11	7	7	14	9
BOS	14	4	8	12	0
BUF	13	4	6	10	2
CGY	41	12	17	29	14
CAR	14	4	7	11	2
CHI	43	14	17	31	27
COL	42	9	12	21	11
CBJ	31	9	14	23	4
DAL	66	17	22	39	28
DET	43	16	21	37	12
EDM	43	22	12	34	30
FLA	15	6	7	13	4
LA	66	24	33	57	18
MIN	32	7	7	14	14
MTL	13	5	4	9	8
NSH	38	13	20	33	6
NJ	14	5	4	9	2
NYI	14	2	4	6	4
NYR	13	7	2	9	0
OTT	12	6	5	11	2
PHI	16	6	6	12	4
PHO	65	15	28	43	24
PIT	15	5	5	10	0
SJ	—	—	—	—	—
STL	45	9	13	22	14
TB	16	8	7	15	4
TOR	13	4	8	12	4
VAN	44	17	12	29	26
WAS	13	4	7	11	4
TOTALS	871	276	334	610	303



PLAYERS

scored the Sharks second goal in Game 5 of the WCQF vs. Calgary on April 17...His assist in Game 2 of the WCQF on April 10 vs. Calgary put him in second on the Sharks all-time postseason assist list (22)...His assist in Game 1 of the WCQF on April 9 vs. Calgary tied him for second on the Sharks all-time postseason assist list (21, Igor Larionov)...**2006-07:** Sharks were 19-2-0 when he posted a multi-point game...Second on team in points and third in goals...T-19th in the NHL in PP goals (14), T-4th in game-winning goals (nine) and T-16th in PP points (37)...Played his 700th NHL game at Calgary on Feb. 24, becoming the eighth youngest player in NHL history to reach that mark (27 years, 162 days). Had it not been for the lockout, he would have been the youngest player in NHL history to accomplish the feat...Became the first Sharks player (since accomplished by Cheechoo) to record back-to-back 30-goal seasons (career-high 34 in 2005-06)...Snapped his 172 consecutive games played streak on Feb. 16 at Columbus (upper body injury)...The *San Jose Mercury News* "2006 South Bay Sports Person of the Year"...Selected to the Western Conference All-Star Team and scored the fourth goal for the West...Narrowly missed winning the Fastest Skater Competition in the SuperSkills event, posting a laptime of 14.08 seconds...Named the "Sharks Player of the Month" for January by appearing in all 11 games and leading the team in points (20)...Earned first fighting major since Jan. 4, 2003 on Jan. 13 at Phoenix...Named "The Hockey News Player of the Week" by posting seven points in two games during the week of Jan. 1-7...Became the franchise

leader in goals when he broke Nolan's mark (207) with his 20th at Los Angeles on Jan. 11...Surpassed Nolan's all-time points mark (451) with four vs. Detroit on Jan. 4...Recorded his 246th assist on Dec. 31 at Dallas, surpassing Nolan's franchise record (245)...Set a franchise record for games played (672), surpassing Mike Rathje on Dec. 12 at Los Angeles...Recorded his 200th goal on Nov. 22 vs. Los Angeles, one of only two Sharks to accomplish the feat (Nolan)...Recorded second hat trick on Nov. 9 at Los Angeles...**Playoffs:** Surpassed the Sharks franchise record for career postseason games (Rathje — 71) by appearing in his 72nd in Game 5 of the WCSF at Detroit on May 5...Scored the game-tying and game-winning goals in the series-clinching Game 5 at Nashville on April 20...**2005-06:** Established single-season career highs for assists, points (19th in NHL) and power play goals (20 — seventh)...44 power play points (20 goals and 24 assists) ranked 13th in the NHL...Third on the Sharks in points and ice time for a forward (19:55)...Named NHL Offensive Player of the Week for Feb. 11...Set a career high and tied a franchise record by recording four assists against Dallas on Feb. 10...Set a career high with a seven-game assist streak (13, Dec. 2-18)...Set a Sharks franchise record for points by an individual player in a four-game span with 12 from Dec. 2 at Buffalo through Dec. 8 vs. Florida (matched by Thornton)...Named NHL Offensive Player of the Week, registering an NHL-high six points in three games, for the week ending Dec. 4... "Sharks Player of the Month" for November after scoring eight points in 12 games...

Playoffs: Led NHL in goals, T-1st in PP goals (four) and GWG (two), and T-3rd in points (13) when San Jose was eliminated in the WCSF...Notched an assist on Thornton's game-winning goal in Game 2 of the WCSF vs. Edmonton on May 8...Registered at least one goal in five consecutive games (eight) from April 23-May 7...His seven goals and four power play goals in the WCQF are both franchise records in a single postseason series...Led all NHL skaters during the CQF in goals (seven) and was T-1st in power play goals (four) and game-winning goals (two)...Scored the series-clinching goal in Game 5 of the WCQF at Nashville on April 30...Registered his third career hat trick, including the game-winning goal, in Game 4 of the WCQF vs. Nashville on April 27, making him the franchise's all-time postseason scoring leader...**2004-05:** Selected to play for gold medal-winning Team Canada at the 2004 World Cup of Hockey (DNP) and the silver medal-winning team at the 2005 World Championships...Invited to Team Canada's Development Camp for the 2006 Winter Olympics...**2003-04:** Led Sharks in scoring...Also tied then-career highs with 28 goals (shared team lead with Cheechoo) and 29 assists...Recipient of the "Sharks Player of the Year" Award and PlayStation "Three Stars of the Game" Award...Played 15:11 at All-Star Game...As part of the rotating captaincy plan, was named captain for the remainder of the season on Jan. 5...Named alternate captain for fourth 10-game segment (Dec. 17-Jan. 3)...Had consecutive games played streak snapped at 181, missing Jan. 17 at Colorado (ankle)...Surpassed 300 NHL points on Jan. 10 vs. Atlanta with a goal (300) and assist (301)...Posted a career high 9-game point streak (10) Nov. 6-26...Played in his 500th NHL game on Nov. 26 vs. Chicago...**Playoffs:** T-14th NHL in scoring and T-3rd in PP goals (four — led Sharks)...First on team with eight goals, second with 12 points...Posted hat tricks in Game 2 of WCQF vs. St. Louis on April 10 and Game 1 of WQSF vs. Colorado on April 22...**2002-03:** Helped Team Canada win gold medal at the 2003 IIHF Men's World Championships...First on Canada in plus/minus, third among tournament players (plus-11)...T-1st on Sharks in goals, third in assists and points and fourth in shots (172)...Led Sharks in shooting percentage (16 percent)...One of six Sharks to appear in all 82 games...Cracked 20-goal plateau for fourth time on Jan. 30 vs. Anaheim...Tallied first career shorthanded goal Dec. 6 vs. Columbus...Named "Sharks Player of the Month" for November after leading the team in goals (nine) and points (14) in 14 games...Scored his 100th NHL goal Nov. 13 at Atlanta...Scored penalty shot goal Nov. 11 vs. Dan Blackburn of the N.Y. Rangers...Appeared in 400th NHL game Oct. 19 vs. Colorado, becoming the youngest active NHL player (23 years, 34 days) to achieve the feat and the youngest player since Bob Carpenter played in his 400th on April 6, 1986 (22 years, 268 days old)...**2001-02:** T-4th on team in goals...T-2nd on team in shooting percentage (17 percent) and in game-winning goals (five)...Tallied first career hat trick, including game-winning goal, April 6 vs. Detroit...**Playoffs:** Posted points in nine of 12 games...Led team in shooting percentage (29 percent), goals, game-winning goals (three) and points...Posted points (10) in first eight playoff games, setting Sharks record for playoff point streak...Tallied game-winning power play goal in Game 3 of WCSF vs. Colorado on May 6...Assisted on Adam Graves' game-winning series-clinching goal in Game 5 of the WCQF vs. Phoenix on April 26...Scored game-winning goal in Game 1 of WCQF vs. Phoenix on April 17...**2000-01:** T-2nd on Team Canada in scoring at the World Championships...Led Sharks in goals, shooting percentage (17.1 percent), GWGs (six) and points...Played in his 300th NHL game and posted two assists (tying 1999-00 point total in 81 games) March 1 at Ottawa...**Playoffs:** Scored Sharks lone goal in Game 1 of WCQF at St. Louis April 12...**1999-00:** Co-recipient of the "Sharks Iron Man Award"...Recorded seven multi-point games...Collected his first "Gordie Howe Hat Trick" Dec. 10 vs. Atlanta...**1998-99:** Represented Canada at the World Championships...Led Sharks in shooting percentage (15.67 percent), second in GWG (fourth) and faceoffs won (487), third in points and T-3rd in plus/minus (plus-10)...**Playoffs:** Posted first career points in Stanley Cup Playoffs (goal and an assist) in Game 4 of WCQF on April 30 at Colorado...**1997-98:** Co-winner of the PlayStation "Sharks Rookie of the Year Award," along with Marco Sturm and Andrei Zyuzin...Named runner-up for NHL Rookie of the Month for March after scoring nine points in 15 games...The youngest player in the NHL, finishing season at 18 years, seven months...T-5th among NHL rookies in goal scoring, second in shooting percentage (14.4 percent), third in points and fourth in scoring...Posted first career GWG Feb. 4 at Edmonton...Posted first 2-goal game of career Nov. 24 vs. Anaheim...Registered first NHL goal Oct. 19 at Phoenix, making him the second youngest player to score a

MARLEAU ALL-TIME ON THE SHARKS LEADER BOARD (entering the 2009-10 season)

GAMES PLAYED

RK	PLAYER	GP
1	Patrick Marleau	871
2	Mike Rathje	671
3	Owen Nolan	568
4	Marco Sturm	553

ASSISTS

RK	PLAYER	A
1	Patrick Marleau	334
2	Joe Thornton	292
3	Owen Nolan	245
4	Jeff Friesen	201

POWER PLAY GOALS

RK	PLAYER	PPG
1	Patrick Marleau	85
2	Owen Nolan	75
3	Jonathan Cheechoo	62
4	Jeff Friesen	43

GOALS

RK	PLAYER	G
1	Patrick Marleau	276
2	Owen Nolan	206
3	Jonathan Cheechoo	165
4	Jeff Friesen	149

POINTS

RK	PLAYER	PTS
1	Patrick Marleau	610
2	Owen Nolan	451
3	Joe Thornton	388
4	Jeff Friesen	350

GAME-WINNING GOALS

RK	PLAYER	GWG
1	Patrick Marleau	53
2	Jonathan Cheechoo	36
3	Marco Sturm	27
4	Milan Michalek	25
	Nolan/Friesen	25



regular season NHL goal since the end of World War II (according to Elias Sports Bureau, youngest was Chicago's Grant Mulvey, 18 years, 1 month and 2 days on Oct. 19, 1974)...Other NHL firsts: point (assist, Oct. 11 vs. Boston) and game (Oct. 1 vs. Edmonton)...Scored first preseason goal Sept. 14 vs. Los Angeles in San Diego, the day before he turned 18...**Playoffs:** Youngest active player during Stanley Cup Playoffs...**1996-97:** Youngest player drafted in 1997 NHL Entry Draft at 17 years, 9 months, 6 days...1997 Western Hockey League Western Conference Player of the Year...WHL's third leading scorer...Fourth in league in goals and assists...Named to WHL Western Conference First All-Star Team...Led WHL in SHG (nine).

Personal: "Patty" wore No. 14 from 1997-98 until 2001-02...favorites: Nickelback and The Tragically Hip (musicians); "The Bourne Identity" (movie); "Big Brother," "The Biggest Loser" and "Entourage" (television shows); Nick's on Main in Los Gatos (San Jose area restaurant); Maui or anywhere tropical (vacation spot); yahoo.com (web site); "I wish I had time to play" (video game); Christmas (holiday)...the ninth captain in Sharks history from 2003-04 to 2008-09...has a foundation with former NHLer Trent McCleary and ex-Sharks forward Travis Moen (The McCleary-Marleau-Moen Sport and Recreation Foundation) — www.mcclearymarleaufoundation.com...memorable Sharks/NHL moment: being selected as the No. 2 overall pick in 1997 and the 2004 Western Conference Finals...hockey idol is Mario Lemieux...lists superstition as being superstitious...golf is his hobby...hates loud eaters, bad drivers and smokers...would like to have met his grandfather...claims he speaks "toddlerease" ("Does that count?")...first job was shoveling grain...favorite athletes are Tiger Woods and Lance Armstrong...Away from the ice, likes to play golf and spend time with his family...started skaing at three and playing hockey at five...wears CCM/Reebok skates (size 9.75)...oldest piece of protective equipment is his shoulder pads ("decades old").



PLAYERS

CAREER STATISTICS

PLAYOFFS

Season	Club	League	GP	G	A	PTS	PIM	GP	G	A	PTS	PIM
1995-96	Seattle	WHL	72	32	42	74	22	5	3	4	7	4
1996-97	Seattle	WHL	71	51	74	125	37	15	7	16	23	12
1997-98	San Jose	NHL	74	13	19	32	14	5	0	1	1	0
1998-99	San Jose	NHL	81	21	24	45	24	6	2	1	3	4
	Canada	World Champ.	7	1	2	3	0	-	-	-	-	-
1999-00	San Jose	NHL	81	17	23	40	36	5	1	1	2	2
2000-01	San Jose	NHL	81	25	27	52	22	6	2	0	2	4
	Canada	World Champ.	7	2	3	5	4	-	-	-	-	-
2001-02	San Jose	NHL	79	21	23	44	40	12	6	5	11	6
2002-03	San Jose	NHL	82	28	29	57	33	-	-	-	-	-
	Canada	World Champ.	9	0	4	4	4	-	-	-	-	-
2003-04	San Jose	NHL	80	28	29	57	24	17	8	4	12	6
	Canada	World Cup	-	-	-	-	-	-	-	-	-	-
2004-05	Canada	World Champ.	9	2	2	4	4	-	-	-	-	-
2005-06	San Jose	NHL	82	34	52	86	26	11	9	5	14	8
2006-07	San Jose	NHL	77	32	46	78	33	11	3	3	6	2
2007-08	San Jose	NHL	78	19	29	48	33	13	4	4	8	2
2008-09	San Jose	NHL	76	38	33	71	18	6	2	1	3	8
	NHL/Sharks Totals		871	276	334	610	303	92	37	25	62	42

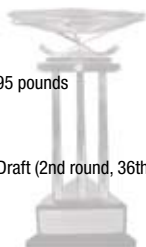
Selected by San Jose in the 1997 NHL Entry Draft (1st round, 2nd overall).



JAMIE MCGINN

Shoots: Left **Height/Weight:** 6-foot, 195 pounds
Born: 8/5/88 in Fergus, Ontario
Hometown: Fergus, Ontario

Selected by San Jose in the 2006 NHL Entry Draft (2nd round, 36th overall).

**64 LEFT WING**

2008-09: Scored first NHL power play goal on March 22 vs. Colorado...Assisted on Travis Moen's game-winning goal on March 15 at Anaheim...Scored the game-winning goal on Nov. 4 vs. Minnesota...Registered first career goal (Ty Conklin) and first career assist vs. Detroit on Oct. 30...Made his NHL debut on Oct. 28 against Pittsburgh...AHL: Tied for third on Worcester in goals (19) and led team in power play goals (eight)...**Playoffs:** On San Jose's roster for the WCQF vs. Anaheim, but didn't play...Joined Worcester's playoff run prior to Game 1 of their second round series vs. Providence. Flying in from San Jose the morning of Game 1 on April 28, scored two goals...Tied for the team lead in goals (four) in just six games.

Career 2007-08: Assigned to Worcester on March 28 after serving as team captain for Ottawa (OHL)...Tied for team lead in points...First on team in plus/

NHL CAREER HIGHLIGHTS

First NHL game — Oct. 28, 2008 vs. Pittsburgh
First NHL goal — Oct. 30, 2008 vs. Detroit (Ty Conklin)
First NHL assist — Oct. 30, 2008 vs. Detroit
Most points, game — 2, Oct. 30, 2008 vs. Detroit
Most goals, game — 1, 4 times, most recent, March 25, 2009 at Chicago
Most assists, game — 1, 2 times, most recent, March 15, 2009 at Anaheim
Most consecutive games, point — 2, March 22, 2009 vs. Colorado thru March 25, 2009 at Chicago
Most consecutive games, goal — 2, March 22, 2009 vs. Colorado thru March 25, 2009 at Chicago
Most consecutive games, assist — 1, 2 times, most recent, March 15, 2009 at Anaheim
Most consecutive games played — 17, March 5, 2009 vs. Minnesota thru April 5, 2009 at Anaheim
Best plus/minus — +2, Oct. 30, 2008 vs. Detroit
World U-18 Championship — Canada (2006)





CAREER VS. NHL

	GP	G	A	PTS	PIM
ANA	3	0	1	1	0
ATL	-	-	-	-	-
BOS	1	0	0	0	0
BUF	1	0	0	0	0
CGY	1	0	0	0	0
CAR	-	-	-	-	-
CHI	1	1	0	1	0
COL	2	1	0	1	0
CBJ	1	0	0	0	0
DAL	2	0	0	0	0
DET	2	1	1	2	0
EDM	2	0	0	0	0
FLA	-	-	-	-	-
LA	3	0	0	0	0
MIN	4	1	0	1	0
MTL	-	-	-	-	-
NSH	2	0	0	0	0
NJ	1	0	0	0	0
NYI	-	-	-	-	-
NVR	1	0	0	0	0
OTT	-	-	-	-	-
PHI	-	-	-	-	-
PHO	2	0	0	0	0
PIT	2	0	0	0	0
SJ	-	-	-	-	-
STL	2	0	0	0	2
TB	-	-	-	-	-
TOR	-	-	-	-	-
VAN	2	0	0	0	0
WAS	-	-	-	-	-
TOTALS	35	4	2	6	2

Third among team rookies in goals and power play goals (three)...Played for Team Ontario at Under-17 Tournament.

Personal: "Ginner" lists as his favorites: Lil' Wayne (musicians); "The Hangover" (movie); "Two-and-a-Half Men" (television show); Will Ferrell and Megan Fox (actor/actress); Toronto Maple Leafs (NHL team while growing up); The Oakland Raiders and Toronto Blue Jays (professional sports teams); P.F. Chang's (San Jose area restaurant); Aruba (vacation spot); Tiger Woods (professional athlete); facebook.com (web site); rice with soy sauce (food); Tiger Woods (professional athlete); Christmas (holiday)...family owns a dog (Lucy)...lists golf as a hobby...first job was cutting grass at a golf course...hockey idol is former NHLer Gary Roberts...memorable NHL moment was his first goal...puts his left side on first...would like to meet Tiger Woods...speaks English and French...non-sports idol is his father ("He got me to where I am today and how I present myself")...started skating and playing hockey at two...wears Bauer Vapor XXXX skates in a size 12...oldest piece of protective equipment is his hockey jock (three years old).

PLAYERS

minus rating (plus-10), goals and power play goals (11)...**Playoffs:** Led 67s in scoring and tied for team lead in goals...**2006-07:** Seventh in the OHL and led team in goals...T-17th in OHL and led 67s in points...Tied for eighth in the OHL in power play goals (21)...Second on the team in assists...Named to the Third Team OHL All-Star Team...Posted two points (goal and an assist) and was a plus-3 in the 2006-07 All-Star Classic...Named OHL Player of the Week for the week ending Dec. 17...Joined Worcester following the OHL season...**Playoffs:** Led Ottawa in goals and finished second on the team in points...Appeared in all of Worcester's six Calder Cup Playoff games...**2005-06:** Fourth on the team in points and goals, fifth in assists and third in penalty minutes...Won the Fastest Skater in the Prospects Skills Competition...Represented Canada at the World U-18 Hockey Championships...**2004-05:** Fourth among team rookies in points and assists...



CAREER STATISTICS

Season	Club	League	GP	G	A	PTS	PIM
2004-05	Ottawa	OHL	59	10	12	22	35
	Team Ontario	World U-17	6	1	3	4	0
2005-06	Ottawa	OHL	65	26	31	57	113
	Canada	World U-18	7	2	1	3	10
2006-07	Ottawa	OHL	68	46	43	89	49
	Worcester	AHL	4	1	1	2	4
2007-08	Ottawa	OHL	51	29	29	58	54
	Worcester	AHL	8	0	2	2	0
2008-09	San Jose	NHL	35	4	2	6	2
	Worcester	AHL	47	19	11	30	52
	Sharks/NHL Totals		35	4	2	6	2

PLAYOFFS

GP	G	A	PTS	PIM
18	4	7	11	0
-	-	-	-	-
6	2	2	4	4
-	-	-	-	-
5	5	1	6	2
6	0	0	0	8
4	2	2	4	4
-	-	-	-	-
-	-	-	-	-
6	4	0	4	19
-	-	-	-	-

Selected by San Jose in the 2006 NHL Entry Draft (2nd round, 36th overall).

**TORREY MITCHELL**

Shoots: Right Height/Weight: 5-foot-11, 190 pounds
 Born: 1/30/85 in Greenfield Park, Quebec
 Hometown: Greenfield Park, Quebec

Selected by San Jose in the 2004 NHL Entry Draft (4th round, 126th overall).

**17 CENTER**

2008-09: Missed the entire NHL regular season due to a broken leg...Loaned to Worcester (AHL) on a conditioning assignment on Jan. 14...Scored a goal for Worcester in his first game of the season on Jan. 16...Reinjured his leg in second rehab game on Jan. 18...**Playoffs:** Appeared in his first game of the season in Game 3 of the WCQF at Anaheim on April 21...Played in four games.

Career 2007-08: Named PlayStation "Sharks Rookie of the Year" in a vote by a panel of Bay Area media...Among League rookies, T-1st in SH points (three) and SH goals (two)...T-15th among NHL rookies in goals (10)...T-6th among all League forwards, T-7th among all rookies and T-1st among all rookie forwards in blocked shots (66)...Scored first career shorthanded goal at Anaheim on Dec. 16...Collected his first NHL point with an assist on Jeremy Roenick's game-winning goal on Oct. 5 at

NHL CAREER HIGHLIGHTS

First NHL game — Oct. 4, 2007 at Edmonton

First NHL assist — Oct. 5, 2007 at Vancouver

First NHL goal — Nov. 9, 2007 at Anaheim (J-S Giguere)

Most points, game — 1, 20 times, most recent, March 18, 2008 at Los Angeles

Most goals, game — 1, 10 times, most recent, Feb. 27, 2008 at Columbus

Most assists, game — 1, 10 times, most recent, March 18, 2008 at Los Angeles

Most consecutive games, point — 4, Nov. 9, 2007 at Anaheim thru Nov. 14, 2007 at Dallas

Most consecutive games, goal — 2, Nov. 9, 2007 at Anaheim thru Nov. 10, 2007 vs. Phoenix

Most consecutive games, assist — 1, 10 times, most recent, March 18, 2008 at Los Angeles

Most consecutive games played — 82, Oct. 4, 2007 at Edmonton thru April 6, 2008 at Dallas

Best plus/minus — +2, Jan. 29, 2008 at Edmonton
 PlayStation "Sharks Rookie of the Year" — 2008





CAREER VS. NHL

TEAM	GP	G	A	PTS	PIM
ANA	8	4	0	4	6
ATL	—	—	—	—	—
BOS	1	0	0	0	2
BUF	1	0	0	0	0
CGY	4	1	1	2	2
CAR	—	—	—	—	—
CHI	4	0	0	0	2
COL	4	0	1	1	0
CBJ	4	1	0	1	0
DAL	8	1	1	2	4
DET	4	0	0	0	2
EDM	4	0	1	1	2
FLA	—	—	—	—	—
LA	8	0	1	1	4
MIN	4	0	2	2	2
MTL	1	0	0	0	0
NSH	4	1	1	2	0
NJ	1	0	0	0	0
NYI	1	0	0	0	0
NYR	1	0	0	0	0
OTT	1	0	0	0	4
PHI	1	0	0	0	0
PHO	8	2	1	3	14
PIT	1	0	0	0	0
SJ	—	—	—	—	—
STL	4	0	0	0	6
TB	—	—	—	—	—
TOR	1	0	0	0	0
VAN	4	0	1	1	0
WAS	—	—	—	—	—
TOTALS	82	10	10	20	50

Vancouver...**Playoffs:** Sixth in the League in faceoff percentage (55.6)...T-13th in NHL in takeaways (13)...First postseason assist: Game 1 of the WCSF vs. Dallas on April 25...First postseason goal: Game 2 of the WCQF vs. Calgary on April 10...Made Stanley Cup Playoff debut in Game 1 of the WCQF vs. Calgary on April 9...**2006-07:** Led the team in points and assists, second on team in goals and third on team in PIM...Tied for 10th among HE scoring leaders...Named an Honorable Mention Hockey East All-Star...INCH Shop Player of the Week for Nov. 27...Honored as University of Vermont's Student Athlete of the Week...Named as the team's co-captain...Signed an NHL entry level contract forfeiting his senior season on March 21...Made his professional debut with Worcester on March 23 at Hartford...Recorded his first professional points (a goal and an assist) and

first multi-point game on March 31 at Houston...**Playoffs:** Second on Worcester in PIM...**2005-06:** Finished third in Hockey East in assists and ranked eighth in points — led team in both...Named to the Catamount Cup All-Tournament Team and received honorable mention among Hockey East All-Stars...**2004-05:** Third on team in points, fourth in goals and second in assists...Led team in PIM and plus/minus and T-1st in game-winning goals...Third among team freshmen in scoring, fourth in goals and first in assists...In ECAC, T-3rd overall in freshman scoring...Finished in nation's top-20 in points per game among rookies...Named ECAC Rookie of the Week on Oct. 11 and Nov. 1...Named National Player of the Week by INCH on Nov. 30 after scoring four goals in two wins, including a hat trick vs. New Hampshire on Nov. 27...**2003-04:** Had 62 points in 37 games for Hotchkiss (USHSE).

Personal: "Mitchy" lists as his favorites: Shania Twain (musician); "Braveheart" (movie); "Entourage" (television show); Russell Crowe and Megan Fox (actor/actress); Montreal Canadiens and Colorado Avalanche (NHL teams while growing up); Chicago (NHL road city); Toronto FC of Major League Soccer (professional sports team); Forbes Mill (Bay Area restaurant); "Never have been" (vacation spot); canadasoccer.com (web site); turkey (food); "FIFA 2010" (video game); Wayne Rooney of Manchester United (professional athlete — "I like watching soccer"); Christmas (holiday); "Hey, big" (saying)...lists "rehab" as his hobby...first job was working at his father's hockey school...hockey idol is Joe Sakic...memorable NHL moment was his first playoff goal...doesn't like restaurants who butter his toast without asking him first...hidden talent: "Being the No. 1 ranked 'FIFA 2010' player in the world"...would've liked to have met Jesus Christ...speaks English and French...started skating at two and playing hockey at five...wears the Bauer Vapor X-60 skate in a size 7.5...oldest piece of equipment he still wears is his 6-year-old shoulder pads.

CAREER STATISTICS

Season	Club	League	GP	G	A	PTS	PIM
2003-04	Hotchkiss	USHSE	25	25	37	62	42
2004-05	Vermont	ECAC	38	11	19	30	74
2005-06	Vermont	HE	38	12	28	40	34
2006-07	Vermont	HE	39	12	23	35	46
	Worcester	AHL	11	2	5	7	27
2007-08	San Jose	NHL	82	10	10	20	50
2008-09	San Jose	NHL	-	-	-	-	-
	Worcester	AHL	2	1	0	1	0
	Sharks/NHL Totals		82	10	10	20	50

PLAYOFFS

GP	G	A	PTS	PIM
-	-	-	-	-
-	-	-	-	-
-	-	-	-	-
6	1	1	2	15
13	1	2	3	10
4	0	0	0	2
-	-	-	-	-
17	1	2	3	12

Selected by San Jose in the 2004 NHL Entry Draft (4th round, 126th overall).



DOUGLAS MURRAY

Shoots: Left **Height/Weight:** 6-foot-3, 240 pounds
Born: 3/12/80 in Bromma, Sweden
Hometown: Stockholm, Sweden

Selected by San Jose in the 1999 NHL Entry Draft (8th round, 241st overall).

3 DEFENSE

PLAYERS

2008-09: Led team in hits (175)...Appeared in his 200th NHL game on March 22 vs. Colorado...Tied a career high with two assists on Jan. 13 vs. Tampa Bay and Jan. 17 vs. Detroit...Blocked five shots and was a plus-2 vs. Calgary on Jan. 15...Recorded his first point of the season on Staubitz's first career goal on Jan. 9 at Edmonton...Missed two games (Dec. 31-Jan. 3, lower body injury)...Missed four games (Oct. 17-24, upper body injury)...**Playoffs:** Led team in hits (22) and was T-2nd in PIM (nine).

Career 2007-08: Second on Sharks in plus/minus (plus-20, T-24th NHL)...Fourth on team in blocked shots (83)...T-1st on team in hits (127) and third in PIM...Set a single-game career high by accumulating 24:52 time on ice on March 19 vs. Minnesota...Scored his first NHL goal in his 115th game at Philadelphia on Feb. 21...Appeared in his 100th NHL game on Jan. 5 vs. Columbus...His plus-10 in the three games from Nov. 12-15 and a plus-11 in the four games from Nov. 10-15 were both Sharks records...**Playoffs:** Primary assist on Thornton's game-winning goal with 9.2 seconds left in Game 4 of the WCQF at Calgary on April 15...Scored first playoff goal in Game 3 of the WCQF at Calgary on April 13...**World Championships:** Even plus/minus rating and 27 PIMs in five games...**2006-07:** Recorded nine PIM in his first game on Oct. 29 at Tampa Bay...**2005-06:** Third on Sharks and 10th among NHL rookies in hits (110)...Set a career high with seven hits at Toronto on Dec. 3 and matched it on Dec. 28 vs. Phoenix...**2004-05:** An alternate captain for Cleveland...Led Barons defensemen with a plus-4 on home ice...**2003-04:** Fifth among AHL defensemen in shooting percentage (.096, 10 goals, 104 shots)...Made pro debut, posting 22 points, second among all Barons defensemen...Eighth on team in PIM...One of two Barons defensemen to post double-digit goals...Scored first AHL goal on Nov. 21 at Toronto...**Playoffs:** T-3rd on team and led defensemen in goals...T-1st among all AHL defensemen and AHL rookies with three power play goals...**2002-03:** Named to *Hockey Digest's* NCAA All-America Second Team...Helped Cornell to ECAC Championship and berth in the Frozen Four...Named as ECAC All-Tournament Team defenseman...Named First Team All-Ivy League defenseman...Selected as

NHL CAREER HIGHLIGHTS

First NHL game — Dec. 2, 2005 at Buffalo
First NHL goal — Feb. 21, 2008 at Philadelphia (Martin Biron)
First NHL assist — Feb. 2, 2006 vs. Minnesota
Most points, game — 2, 3 times, most recent, Jan. 17, 2009 vs. Detroit
Most goals, game — 1, Feb. 21, 2008 at Philadelphia
Most assists, game — 2, 3 times, most recent, Jan. 17, 2009 vs. Detroit
Most consecutive games, point — 2, 2 times, most recent, March 3, 2008 vs. Montreal thru March 5, 2008 vs. Ottawa
Most consecutive games, goal — 1, Feb. 21, 2008 at Philadelphia
Most consecutive games, assist — 2, 2 times, most recent, March 3, 2008 vs. Montreal thru March 5, 2008 vs. Ottawa
Most consecutive games played — *44, Jan. 6, 2009 at Calgary thru April 11, 2009 at Los Angeles
 * — streak intact entering the 2009-10 season
Best plus/minus — +4, Nov. 12, 2007 vs. Phoenix
World Championships — Sweden (2008)

the ECAC's best defensive defenseman...Named First Team All-ECAC defenseman...Tied college career high in games played...Second among Cornell defensemen in points and led in assists...Fifth on team in points...Cornell co-captain...Named to Hockey East Preseason All-Conference Team...Posted two assists in three NCAA Tournament games and was named to the East Regional All-Tournament Team...**2001-02:** Hobey Baker Award finalist served as alternate captain at Cornell...T-1st on team and led Cornell defensemen in scoring...T-3rd on Cornell in goals and power play goals (seven)...Named to the ECAC All-Conference First Team, First Team All-Ivy League and was named Ivy League Player of the Year...Selected to the JOFA Division I All-America First Team...Recipient of Nicky Bawlf Award as the team's Most Valuable Player...Named to ECAC All-Tournament Team and NCAA Regional Championship All-Tournament Team...Named to American Hockey Coaches Association's All-America East First Team...**2000-01:** Named to All-Ivy League First Team and All-ECAC Championship Tournament team...Second on team in defensemen scoring...**1999-00:** Third among Cornell defensemen in scoring.



CAREER VS. NHL

	GP	G	A	PTS	PIM
ANA	21	0	1	1	2
ATL	2	0	0	0	0
BOS	2	0	0	0	0
BUF	3	0	0	0	4
CGY	10	0	0	0	7
CAR	2	0	0	0	0
CHI	8	0	1	1	15
COL	9	0	0	0	10
CBJ	9	0	0	0	13
DAL	18	0	1	1	23
DET	9	0	3	3	8
EDM	11	0	3	3	21
FLA	2	0	0	0	0
LA	23	0	1	1	10
MIN	8	0	2	2	2
MTL	3	0	1	1	0
NSH	7	0	0	0	2
NJ	2	0	0	0	0
NYI	1	0	0	0	15
NYR	3	0	0	0	0
OTT	3	0	1	1	2
PHI	1	1	0	1	0
PHO	21	0	2	2	32
PIT	3	0	0	0	0
SJ	-	-	-	-	-
STL	10	0	0	0	6
TB	4	0	2	2	11
TOR	3	0	0	0	0
VAN	9	0	2	2	9
WAS	3	0	0	0	2
TOTALS	210	1	20	21	194



PLAYERS

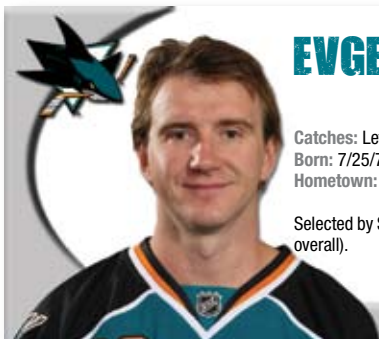
Personal: "Crankshaft" lists as his favorites: Swedish House Mafia (musicians); "The Shawshank Redemption" (movie); "Ask Aida" (television show — on The Food Network); Sean Connery and Ursula Andress (actor/actress from the old James Bond movies); Cornell University (college team); Plumed Horse (Bay Area restaurant); French Riviera (vacation spot); professional golfer Helen Alfredsson (professional athlete); google.com (web site — "You can do so much with it"); French (food); Christmas (holiday)...likes to play poker, golf and go shopping...hockey idol is his grandfather, Lasse Bjorn...affiliated with the Aubrey Brown Foundation...puts his left skate on first...hates slow service and waiting in traffic...lists as his hidden talent: "I'm smarter than I look"...would've liked to have met his grandmother on his father's side...speaks Swedish and English...non-sports idol is Rosanna...when did he start skating: "Before I can remember"...started played hockey when he was five...wears Bauer Supreme ONE95 skates in a size 12...still has his elbow pads from college.

CAREER STATISTICS

PLAYOFFS

Season	Club	League	GP	G	A	PTS	PIM	GP	G	A	PTS	PIM
1998-99	Applecore	EJHL	60	17	47	64	62	-	-	-	-	-
1999-00	Cornell	ECAC	32	3	6	9	38	1	1	0	1	0
2000-01	Cornell	ECAC	25	5	13	18	39	4	0	4	4	8
2001-02	Cornell	ECAC	35	11	21	32	67	2	1	0	1	0
2002-03	Cornell	ECAC	35	5	20	25	30	3	0	2	2	N/A
2003-04	Cleveland	AHL	72	10	12	22	75	9	3	0	3	37
2004-05	Cleveland	AHL	54	6	17	23	56	-	-	-	-	-
2005-06	San Jose	NHL	34	0	1	1	27	-	-	-	-	-
	Cleveland	AHL	20	1	7	8	37	-	-	-	-	-
2006-07	San Jose	NHL	35	0	3	3	31	-	-	-	-	-
	Worcester	AHL	5	2	1	3	8	-	-	-	-	-
2007-08	San Jose	NHL	66	1	9	10	98	13	1	1	2	2
	Sweden	World Champ.	5	0	0	0	27	-	-	-	-	-
2008-09	San Jose	NHL	75	0	7	7	38	6	0	0	0	9
	NHL/Sharks Totals		210	1	20	21	194	19	1	1	2	11

Selected by San Jose in the 1999 NHL Entry Draft (8th round, 241st overall).



EVGENI NABOKOV

(nuh-BAH-kov)

Catches: Left **Height/Weight:** 6-foot, 200 pounds
Born: 7/25/75 in Ust-Kamenogorsk, Kazakhstan
Hometown: San Jose, California

Selected by San Jose in the 1994 NHL Entry Draft (9th round, 219th overall).



20 GOALTENDER

PLAYERS

2008-09: Second in NHL in wins, T-4th in shutouts and T-12th in goals-against average...His first win in 2009-10 will make him the 38th goaltender in NHL history to win 250 games. The victory will tie him with Hall of Famer Johnny Bower for 37th all-time...His 1-0 shootout win vs. Colorado on April 7 was only his second win at home by a score of 1-0. His only other win at home by a 1-0 score was Feb. 29, 2004 vs St. Louis...The 1-0 shootout win vs. Colorado on April 7 was the first 1-0 shootout win in Sharks history. The Sharks have won only two other regular season games by a 1-0 score that ended after regulation: Jan. 15, 2002 at Colorado (Teemu Selanne OT goal, winning goalie was Nabokov) and Nov. 4, 2005 at Anaheim (Marcel Goc OT goal, winning goalie Nolan Schaefer)...Reached 40 wins for the second consecutive season with a 2-1 victory at Edmonton on April 2...Is 200-26-13 when he gets 3-plus goals of support...Picked up sixth shutout on March 15 at Anaheim, making 34 saves...Missed seven games (two — flu, five — lower body injury) Feb. 26-March 12...Earned his 30th victory (fifth time in eight seasons) on Feb. 19 vs. Los Angeles...Set a Sharks franchise record for individual shutout streak spanning 170:58 from Jan. 20-31...Posted his 43rd career shutout, third of the season, at Colorado on Jan. 27 (31 saves)...Posted his second shutout, 42nd career, vs. Vancouver on Dec. 23 (33)...Played in his 450th game on Dec. 13 vs. St. Louis (5-4 W)...Posted his first shutout, 41st career, with 31 saves vs. Anaheim on Dec. 11...Tied a career high with a 10-game winning streak from Oct. 28-Dec. 4, posting a .920 save percentage (241/262) and a 2.08 GAA (21 goals against/605 minutes played)...**Playoffs:** Appeared in all six games.

Career 2007-08: Named to the NHL First All-Star Team...Finished second in the voting for the Vezina Trophy (top goaltender) and seventh for the Hart Memorial Trophy (most valuable player)...Named "Sharks Player of the Year"...46 wins were the fourth most in a single season in NHL history (48 — Martin Brodeur, NJ - 2006-07; 47 — Bernie Parent, PHI - 1973-74; 47 — Roberto Luongo, VAN - 2006-07)...77 appearances were tied for the League lead and tied for third most in NHL history...Led NHL in wins, second in minutes played (4560:56), T-3rd in shutouts and T-3rd in GAA...Second in the League in

NHL CAREER HIGHLIGHTS

First NHL game — Jan. 1, 2000 at Nashville
First NHL win — March 2, 2000 vs. Nashville
First NHL shutout — Jan. 19, 2000 at Colorado
Most shots faced, game — 48, Nov. 19, 2002 at Washington
Most saves, game — 46, Nov. 19, 2002 at Washington
Most goals allowed, game — 7, 2 times, most recent, Nov. 26, 2006 vs. Detroit
Most consecutive wins — 10, 2 times, most recent, Oct. 28, 2008 vs. Pittsburgh thru Dec. 4, 2008 vs. Columbus
Most consecutive games unbeaten — 11, Oct. 20, 2000 at Minnesota thru Nov. 14, 2000 at New Jersey
Most consecutive starts — 50, March 24, 2007 thru Jan. 12, 2008 vs. Toronto
Career shutouts — 47, most recent, April 7 vs. Colorado
400th NHL game — Jan. 22, 2008 vs. Chicago
200th NHL win — March 7, 2008 at Chicago
Vezina Trophy Finalist — 2008, second in voting
Calder Memorial Trophy — 2001
NHL First All-Star Team — 2008
NHL Player of the Month — Dec. 2007 (Third Star), Feb. 2002
NHL Defensive Player of the Month — Feb. 2004
NHL Player of the Week — Nov. 12-18, 2007 (Second Star), Dec. 24-30, 2007 (Third Star), March 5-11, 2007 (Third Star)
NHL Rookie of the Month — Nov. and Dec. 2000
All-Star Game — 2001, 2008
Olympics — Team Russia (2006)
World Championships — Team Russia (2008)
"Sharks Player of the Month" — March 2009, Dec. 2007, Oct. 2007, March 2007, Nov. 2006 (co-winner), Dec. 2003 (co-winner), Feb. 2002, Nov. 2001, Dec. 2000, Oct. 2000
"Sharks Player of the Year" — 2000-01, 2007-08
PlayStation "Sharks Rookie of the Year" — 2000-01

one-goal wins (25)...Tied single season high with his 67th appearance (2001-02) on March 11 at Nashville. He reached the 40-win plateau for the first time with a 2-1 victory...Won his 200th game in his 418th game on March 7 at Chicago (200-149-29)...Named as a Western Conference All-Star (also appeared in 2000-01 ASG). Became the first All-Star goaltender to not allow a goal in a period since Nikolai Khabibulin in 2002. Also did not allow a goal in the Skills competition...Had 40th career shutout



CAREER VS. NHL

TEAM	GP	MIN	GA	SOG	SHO	W	L	T/OT	PTS%	GAA	SV%
ANA	42	2450	93	1112	3	21	16	3	.563	2.28	.916
ATL	7	432	14	185	0	4	1	2	.714	1.94	.924
BOS	6	357	15	161	0	3	3	0	.500	2.52	.907
BUF	6	337	14	163	0	2	2	2	.500	2.49	.914
CGY	26	1508	63	644	2	11	10	4	.520	2.51	.902
CAR	8	429	16	198	1	5	1	1	.786	2.24	.919
CHI	22	1316	50	582	1	13	5	3	.690	2.28	.914
COL	25	1421	60	707	5	11	12	2	.480	2.53	.915
CBJ	23	1339	39	572	3	16	4	2	.773	1.75	.932
DAL	37	2150	88	912	3	14	16	5	.471	2.46	.904
DET	25	1403	86	721	1	7	15	1	.326	3.68	.881
EDM	23	1415	56	588	2	9	6	8	.565	2.37	.905
FLA	6	364	14	197	1	4	1	1	.750	2.31	.929
LA	38	2249	76	972	4	22	12	3	.635	2.03	.922
MIN	23	1369	49	565	3	12	8	3	.587	2.15	.913
MTL	6	337	17	145	0	4	2	0	.667	3.03	.883
NSH	25	1419	50	570	2	12	8	3	.587	2.11	.912
NJ	6	330	18	149	1	2	4	0	.333	3.27	.879
NYI	9	472	20	232	2	6	2	0	.750	2.54	.914
NYR	6	339	13	163	0	3	3	0	.500	2.30	.920
OTT	7	347	17	146	1	3	3	0	.500	2.94	.884
PHI	8	458	19	190	1	5	0	2	.857	2.49	.900
PHO	41	2143	88	948	6	19	12	4	.600	2.46	.907
PIT	8	457	14	202	1	7	1	0	.875	1.84	.931
STL	20	1191	50	525	2	10	7	2	.579	2.52	.905
TB	7	427	18	206	0	3	3	1	.500	2.53	.913
TOR	3	185	7	82	0	2	0	1	.833	2.27	.915
VAN	21	1167	44	504	1	11	5	3	.658	2.26	.913
WAS	8	485	16	248	1	8	0	0	1.000	1.98	.935
TOTALS	492	28299	1124	12589	47	249	162	56	.593	2.38	.911



PLAYERS

at Edmonton on Jan. 29, making only 13 saves, the fewest ever in a Sharks shutout...His 43 consecutive starts to start the season was the NHL's second-longest streak since 1989-90. Martin Brodeur (NJ), 44 starts from Jan. 3-April 13, 1996, is the only goalie to have a longer streak in that time. He was 25-12-6 with a 1.99 GAA, a .918 save percentage and five shutouts in that time...Started 50 consecutive games from March 24, 2007 at Carolina through Jan. 12, 2008 vs. Toronto, a franchise record previously held by Chris Terreri (24 games, Nov. 16, 1995 at St. Louis through Jan. 8, 1996 vs. Florida). In that time, he was 30-12-7 with a .916 save percentage (1117/1219), a 2.08 GAA (102 goals against/2947 minutes played) and five shutouts...Named NHL's Third Star of the Month for December...Named NHL's Third Star for week ending Dec. 30...Named "Sharks Player of the Month" for December...His shutout streak of 271:20 against Phoenix was the longest individual goalie shutout streak vs. any team in franchise history. It was the second longest stretch in the NHL since 1989, with only Dominik Hasek's 281:57 against the New York Rangers from Nov. 28, 1997-Nov. 25, 1998 surpassing it...Won the longest shutout in Sharks history by stopping four of six shots at Anaheim on Dec. 16...Named League's No. 2 Star of the Week from Nov. 12-18...Named "Sharks Player of the Month" for October...**Playoffs:** Appeared in his 50th postseason game in Game 4 of the WCQF at Calgary on April 15...Recorded his sixth postseason shutout, his first since April 26, 2007 vs. Detroit, in Game 2 of the WCQF vs. Calgary on April 10 by stopping 21 shots...**World Championships:** Won five games in helping Russia to a gold medal...Voted as a Media All-Star...Voted Russia's best player by the coaches...Voted the "Best Goalkeeper" by the Directorate...**2006-07:** T-2nd in NHL in shutouts, T-6th in GAA and 12th in save percentage...Named NHL's Third Star of the Week for March 5-11...Set a franchise record for individual shutout streak (166:07) March 2 at Dallas through March 9 vs. Vancouver...His back-to-back road shutouts marked the first time in Sharks history that one goalie has recorded back-to-back road shutouts with no home games in between and only the second time in history that the team had back-to-back road shutouts with no home games in between...Named co-winner of the "Sharks Player of the Month" along with Vesa Toskala for November...**Playoffs:** Posted fifth postseason shutout in 2-0

THE FIRST GOAL

The 2001-02 season was a memorable one for Evgeni Nabokov in many ways. But one feat will stand out forever.

On March 10, 2002, "Nabby" became the first goaltender in Sharks history and the seventh in NHL history to score a goal in a regular season game. Nabokov's goal came on an empty net at 19:12 of the third period in San Jose's 7-4 win in Vancouver.

Two more facts add to the significance of Nabokov's goal. It was the first ever scored by a European-born goaltender and the first scored by a goaltender on the power play.

NABOKOV'S FRANCHISE RECORDS

(entering the 2009-10 season)

ALL-TIME RECORD	NUMBER	SINGLE RECORD	SEASON YEAR SET
Games Played	492	Wins (46)	2007-08
Minutes	28,298	Shutouts (9)	2003-04
Wins	249	Appearances (77)	2007-08
Ties	36	Minutes (4,561)	2007-08
Shutouts	47		

victory on April 26 at Detroit in WCSF Game 1, stopping 34 shots...**2005-06:** Signed a four-year contract extension on Feb. 7...**Olympics:** His 1.34 GAA in seven games was second best among Olympic goaltenders...**Playoffs:** Made lone postseason appearance in Game Four of the WCSF at Edmonton on May 12 in relief of Toskala...**2004-05:** Played part of the season with Metallurg Magnitogorsk (Russia)...**2003-04:** Posted third 30-win season and set franchise record for most shutouts in a single-season with nine (T-3rd NHL)...Recorded 25th NHL shutout (becoming the 62nd player in League history) in a 1-0 win vs. St. Louis on Feb. 29...Named NHL Defensive Player of the Month for February...Recorded 18th shutout and first of the season on Oct. 16 vs. Philadelphia in 0-0 tie, marking the franchise's seventh scoreless tie and the fourth involving Nabokov...**Playoffs:** T-2nd in NHL in GAA, fourth in wins, third in save percentage and T-3rd in shutouts...**2002-03:** Became franchise's all-time leader in decisions (175) in 3-2 loss on Feb. 17 at Los Angeles...Tied Arturs Irbe for first in all-time Sharks decisions (174) with loss Feb. 10 at Detroit...Became franchise's all-time leader in minutes played (10,287) and goaltender games played (184), passing Irbe in each category, in a 6-2 win Feb. 5 vs. Carolina...Fourth among all NHL goaltenders in wins (33) during the 2002 calendar year...**2001-02:** T-2nd in NHL in shutouts and third in wins (franchise record)...Fourth in Vezina Trophy voting...On March 10 at Vancouver, became seventh goaltender (first in franchise history) in NHL history to score a goal and first netminder to score a power play goal...Tied Irbe's franchise record with personal 7-game win streak from Jan. 30-Feb. 28...Named NHL Player of the Month and "Sharks Player of the Month" for February...Named NHL Player of the Week for Feb. 4-10...Set career franchise win record (58th)...Became franchise's all-time shutout leader with 11th (38 saves) Dec. 14 at Colorado, the site of his first career shutout (Jan. 19, 2000 at Colorado)...Named "Sharks Player of the Month" for November after posting a 7-5-1 record (two overtime losses), 2.04 GAA and .925 save percentage...Played in 100th NHL game Dec. 6 at Calgary...**Playoffs:** Picked up second career postseason assist (making him Sharks all-time leader) on May 1 in Game One of the WCSF at Colorado...Clinched first career playoff series win and franchise's fastest series victory ever in Game Five of the WCQF on April 26 vs. Phoenix...**2000-01:** Captured Calder Memorial Trophy, garnering a total of 565 points and 50 of 62 first place votes...Finished fourth overall in voting for the Vezina Trophy...Selected to the NHL's All-Rookie Team...Named *The Sporting News* NHL Rookie of the Year in a vote among NHL players...Led NHL in GAA on the road (1.94, only netminder to have sub-2.00 road GAA)...Named "Sharks Player of the Year" and PlayStation "Rookie of the Year"...Named NHL Player of the Week for Jan. 22-28...Stopped 11 of 16 shots in 20 minutes of action for the World Team All-Stars at the NHL All-Star Game...Named "Sharks Player of the Month" for December...Named NHL Rookie of the Month for December (second consecutive month) after posting a 7-2-2 record, 2.11 GAA, .924 save percentage and two shutouts...Became first rookie since Pittsburgh's Patrick Lalime (Dec. and Jan., 1996-97) to win the award in consecutive months...Posted 20th win in 28th game becoming the second fastest rookie goaltender since 1990-91 to reach the 20-win mark (Lalime, 27 games, 1996-97)...Named NHL Rookie of the Month for November...Posted 11-game unbeaten streak (9-0-2-0) from Oct. 20-Nov. 14, tying the mark for the longest individual streak in Sharks history (Steve Shields, 11 games, 9-0-2, March 9-April 9, 1999)...Named "Sharks Player of the Month" for October and was runner-up for NHL Rookie of the Month...Posted four consecutive road victories (Oct. 20-25), which tied a franchise record for consecutive wins away from home...**Playoffs:** Posted first playoff win and shutout (28 saves) in Game Two of the WCQF at St. Louis on April 14...One

PENALTY SHOTS FACED BY EVGENI NABOKOV

(9-for-13 entering the 2009-10 season)

Date	Opponent	Player	Result	Time	Period	Score
Feb. 5, 2009	vs. Carolina	Matt Cullen	Successful	4:55	2nd	3-4 L (S0)
Feb. 8, 2008	vs. Columbus	Rick Nash	Unsuccessful	13:03	2nd	2-1 W
Dec. 22, 2007	vs. Anaheim	Todd Bertuzzi	Unsuccessful	13:07	1st	2-5 L
Nov. 24, 2007	vs. Los Angeles	Ladislav Nagy	Unsuccessful	11:58	2nd	1-2 L
Nov. 7, 2007	vs. Dallas	Sergei Zubov	Unsuccessful	6:54	1st	1-3 L
Feb. 28, 2007	vs. Nashville	Martin Erat	Unsuccessful	12:07	2nd	3-4 L (S0)
Nov. 30, 2005	at Dallas	Antti Miettinen	Successful	5:10	1st	1-4 L
Oct. 18, 2003	vs. Ottawa	Marian Hossa	Successful	9:22	3rd	1-4 L
March 24, 2003	vs. Tampa Bay	Martin St. Louis	Unsuccessful	17:56	3rd	1-4 L
Feb. 17, 2003	at Los Angeles	Zigmund Palffy	Unsuccessful	2:12	3rd	2-3 L
Jan. 8, 2002	vs. St. Louis	Sergei Varlamov	Unsuccessful	5:11	2nd	2-6 L
Feb. 26, 2001	at St. Louis	Marty Reasoner	Successful	6:39	1st	2-7 L
Nov. 1, 2000	vs. Pittsburgh	Martin Straka	Unsuccessful	:40	1st	3-2 W



PLAYERS

of 22 goalies and fourth since 1980 to record a shutout in their first or second career playoff start...One of seven goalies since 1943-44 to record a shutout in their first playoff win...Made first playoff start in Game One of WCQF at St. Louis April 12...Combined with Miikka Kiprusoff to become first goaltending duo since 1995 (Washington's Jim Carey and Olaf Kolzig) to capture their first career playoff wins in the same series...**1999-00:** Picked up first NHL victory March 2 vs. Nashville, facing two shots in 35-plus minutes of relief...Shutout Colorado for a 0-0 tie in his first NHL start, stopping 39 shots, Jan. 19...Made NHL debut Jan. 1 at Nashville, stopping all four shots in relief of Shields...**1998-99:** Tied Kentucky record for wins in a season...Second in AHL in shutouts, T-2nd in wins and eighth in GAA...Named Itech AHL Goaltender of the Month for November...Posted first career shutout Nov. 8 at Cincinnati...**Playoffs:** Had two shutouts...**1997-98:** Played first season in North America...Earned first professional victory Oct. 4 at Cincinnati, stopping 23 of 29 shots...Drafted as Yevgeni Nabokov, but changed name to John before his first North American season...**1996-97:** Signed first North American contract in summer of 1997.

Personal: "Nabby" and his family own a daschund (Bailey)...Favorites: Nickelback and Fall Out Boy (musicians); "Wedding Crashers" (movie); "Entourage" (television show); Los Angeles Lakers (professional sports team); Steamers and Masa's Sushi (San Jose area restaurants); Hawaii (vacation spot); Italian and sushi (food); Roger Federer (professional athlete); New Year's Eve (holiday)...likes to play tennis away from the rink...speaks Russian and English...one of three Sharks (Thornton and Jonathan Cheechoo) to be featured in the McFarlane Sports Picks NHL Hockey figurine series (2002)...originally wore No. 35 (1999-01)...best part about growing up in his hometown: playing hockey...started skating and playing hockey when he was seven...wears a size 10.5 Graf skate...changes all of his protective equipment every year.

CAREER STATISTICS											PLAYOFFS						
Season	Club	League	GP	W	L	OT	MINS	GA	SO	GAA	GP	W	L	MINS	GA	SO	AVG
1992-93	Kamenogorsk	CIS	4		NA		109	5	0	2.75	-	-	-	-	-	-	-
1993-94	Kamenogorsk	CIS	11		NA		539	29	0	3.22	-	-	-	-	-	-	-
1994-95	Dynamo	CIS	37		NA		2075	70	NA	2.02	-	-	-	-	-	-	-
1995-96	Dynamo	CIS	39		NA		2008	67	NA	2.00	-	-	-	-	-	-	-
1996-97	Dynamo	Russia	27		NA		1588	56	2	2.11	4		NA	255	12	0	2.82
1997-98	Kentucky	AHL	33	10	21	2	1867	122	0	3.92	1	0	0	23	1	0	2.59
1998-99	Kentucky	AHL	43	26	14	1	2429	106	5	2.62	11	6	5	599	30	2	3.00
1999-00	Kentucky	AHL	2	1	1	0	120	3	1	1.50	-	-	-	-	-	-	-
	Cleveland	IHL	20	12	4	3	1161	52	0	2.90	-	-	-	-	-	-	-
	San Jose	NHL	11	2	2	1	414	15	1	2.17	1	0	0	20	0	0	0.00
2000-01	San Jose	NHL	66	32	21	7	3700	135	6	2.19	4	1	3	218	10	1	2.75
2001-02	San Jose	NHL	67	37	24	5	3901	149	7	2.29	12	7	5	712	31	0	2.61
2002-03	San Jose	NHL	55	19	28	8	3227	146	3	2.71	-	-	-	-	-	-	-
2003-04	San Jose	NHL	59	31	19	8	3456	127	9	2.20	17	10	7	1052	30	3	1.71
2004-05	Metallurg	Russia	14	-	-	-	808	27	3	2.00	5	-	-	307	13	0	2.53
2005-06	San Jose	NHL	45	16	19	7	2575	133	1	3.10	1	0	0	12	1	0	5.00
	Russia	Olympics	-	-	-	-	126	8	3	1.34	-	-	-	-	-	-	-
2006-07	San Jose	NHL	50	25	16	4	2778	106	7	2.29	11	6	5	701	26	1	2.23
2007-08	San Jose	NHL	77	46	21	8	4561	163	6	2.14	13	6	7	853	31	1	2.18
	Russia	World Champ.	5	5	0	0	303	9	2	1.78	-	-	-	-	-	-	-
2008-09	San Jose	NHL	62	41	12	8	3686	150	7	2.44	6	2	4	362	17	-	2.82
	Sharks/NHL Totals		492	249	162	56	28298	1124	47	2.38	65	32	31	3929	146	6	2.23

Selected by San Jose in the 1994 NHL Entry Draft (9th round, 219th overall).

SCOTT NICHOL

Shoots: Right Height/Weight: 5-foot-9, 180 pounds
Born: 12/31/74 in Edmonton, Alberta
Hometown: Edmonton, Alberta

Signed by San Jose as a free agent on July 15, 2009.

21 CENTER

PLAYERS

2008-09: Third among team forwards in average shorthanded time on ice (2:40)...Missed 38 games with a concussion sustained on Dec. 9 vs. Vancouver. At the time of his injury, ranked first among club forwards, and third overall, in hits...Second on Nashville in faceoffs (54.6)...Notched his lone multi-point effort on Nov. 25 vs. St. Louis.

Career 2007-08: Established career highs in goals, shorthanded goals (two), plus/minus rating (plus-12) and faceoff winning percentage (441-297, 59.8)...Also tied a personal best in points...Led the NHL in faceoff percentage among those taking at least 500 draws...Ranked second on the club in hits among forwards with a career-high 110...Ranked second among club forwards in average shorthanded time on ice (2:35)...Set a Nashville franchise record for shorthanded goals in a game/period with two in the second period of a 5-2 victory at St. Louis on Jan. 19...One of just three players (along with Chicago's Rene Bourque and Patrick Sharp) to tally two shorthanded goals in a period during the 2007-08 season...**Playoffs:** Missed four games (broken thumb)...**2006-07:** Led Nashville and ranked fifth in the NHL (among players with at least 100 draws) in faceoff winning percentage (57.9)...Posted a career high in game-winning goals (two)...Entered 2006-07 with one game-winner in 268 career games before scoring two game-winners in a four-game span from Nov. 15-20...Second among Nashville forwards in average shorthanded ice time per game (3:14)...**Playoffs:** Led the club in faceoff winning percentage (63.3)...**2005-06:** Ranked second on the club in faceoff winning percentage (58.3)...Posted his first two-goal game on March 20 at St. Louis...**Playoffs:** Appeared in three of Nashville's five postseason games, making his NHL playoff debut on April 21 vs. San Jose...**2004-05:** Played in London (EIHL) during lockout...**2003-04:** Posted NHL career highs in games played, assists, points and average ice time (15:46) with Chicago...Led the team in PIM and faceoff winning percentage (57.4)...**2002-03:** Recorded a team leading career-high 149 PIM with Calgary...Ranked among NHL leaders in faceoff percentage (58.3)...**2001-02:** Spent his first full season in the NHL with Calgary and ranked third on the Flames in PIM...**2000-01:** Finished second on Detroit (IHL) in PIM...**1999-00:**

NHL CAREER HIGHLIGHTS

First NHL game — April 13, 1996 at Washington (with Buffalo)
First NHL goal — Oct. 10, 2001 at Detroit (with Calgary — Dominic Hasek)
First NHL assist — Oct. 8, 2001 vs. Phoenix (with Calgary)
Most points, game — 3, 2 times, most recent, Feb. 19, 2008 vs. Edmonton (with Nashville)
Most goals, game — 2, 2 times, most recent, Jan. 19, 2008 at St. Louis (with Nashville)
Most assists, game — 2, 4 times, most recent, Feb. 19, 2008 (with Nashville)
Most consecutive games, point — 3, 2 times, most recent, Dec. 21 thru Dec. 26, 2003 (with Chicago)
Most consecutive games, goal — 2, 4 times, most recent, Jan. 19 thru Jan. 21, 2008 (with Nashville)
Most consecutive games, assist — 2, Dec. 15 thru Dec. 17, 2002 (with Calgary)
Most consecutive games played — 64, Dec. 15, 2007 thru Nov. 1, 2008 (with Nashville)
Best plus/minus — +3, 2 times, most recent, Jan. 13, 2007 at Columbus (with Nashville)
300th NHL game — April 5, 2007 at St. Louis (with Nashville)


Missed the majority of the season recovering from a knee injury...**1998-99:** Served as Rochester's (AHL) team captain...**1997-98:** Posted 113 PIM in just 35 games with Rochester (AHL)...**1996-97:** Led Rochester in shorthanded (four) and game-winning goals (six)...**1995-96:** A member of the AHL Calder Cup Champion Rochester Americans.

Personal: "Scooter" or "Scotty" lists these favorites: U2, Nickelback and Foo Fighters (musicians); the "Bourne Supremacy" series (movies); "Criminal Minds" (television show); Mark Wahlberg and Reese Witherspoon (actor/actress); Calgary Flames (NHL team while growing up); Chicago (NHL road city — "Great restaurants and atmosphere"); Original Joe's (San Jose area restaurant); Chicago (vacation spot); tsn.ca (web site); ribeye steak and potatoes (foods); SOCOM (video game); Christmas (holiday — "Because of the kids"); Lance Armstrong (professional athlete — "For his work ethic and how he battles")...owns a Jack Russell terrier...likes to wakeboard...first job was in landscaping...Wayne Gretzky was his hockey idol...most memorable NHL



CAREER VS. NHL

	GP	G	A	PTS	PIM
ANA	23	2	1	3	68
ATL	5	3	2	5	11
BOS	4	0	0	0	22
BUF	7	1	2	3	35
CGY	12	2	1	3	19
CAR	5	1	0	1	12
CHI	28	1	0	1	42
COL	22	2	2	4	28
CBJ	33	5	5	10	41
DAL	18	2	1	3	16
DET	31	2	4	6	71
EDM	21	2	3	5	38
FLA	5	0	0	0	0
LA	24	2	5	7	28
MIN	23	0	2	2	29
MTL	5	0	0	0	10
NSH	11	0	1	1	24
NJ	6	1	2	3	6
NYI	3	0	1	1	0
NYR	5	1	1	2	4
OTT	5	0	1	1	4
PHI	2	1	0	1	2
PHO	20	1	4	5	39
PIT	4	1	0	1	0
SJ	25	4	0	4	42
STL	32	9	4	13	37
TB	4	0	0	0	8
TOR	5	0	1	1	8
VAN	20	1	5	6	28
WAS	9	0	0	0	14
TOTALS	417	44	48	92	686



PLAYERS

moment was setting a Nashville record by scoring two shorthanded goals in a period (second) at St. Louis on Jan. 19, 2008...involved with the Rochester, N.Y. chapter of the Cystic Fibrosis Foundation...puts his left side on first...pet peeve is ignorant people...would've liked to have met President John F. Kennedy ("He was ready to change the world")...started skating when he was two and playing organized hockey when he was five...wears the new CCM U+ series skates (size 8.5)...oldest piece of protective gear he wears is his 5-year-old elbow pads.

CAREER STATISTICS

Season	Club	League	GP	G	A	PTS	PIM	GP	G	A	PTS	PIM
1992-93	Portland	WHL	67	31	33	64	146	16	8	8	16	41
1993-94	Portland	WHL	65	40	53	93	144	10	3	8	11	16
1994-95	Rochester	AHL	71	11	16	27	136	5	0	3	3	14
1995-96	Rochester	AHL	62	14	17	31	170	19	7	6	13	36
	Buffalo	NHL	2	0	0	0	10	-	-	-	-	-
1996-97	Rochester	AHL	68	22	21	43	133	10	2	1	3	26
1997-98	Rochester	AHL	35	13	7	20	113	-	-	-	-	-
	Buffalo	NHL	3	0	0	0	4	-	-	-	-	-
1998-99	Rochester	AHL	52	13	20	33	120	-	-	-	-	-
1999-00	Rochester	AHL	37	7	11	18	141	-	-	-	-	-
2000-01	Detroit	IHL	67	7	24	31	198	-	-	-	-	-
2001-02	Calgary	NHL	60	8	9	17	107	-	-	-	-	-
2002-03	Calgary	NHL	68	5	5	10	149	-	-	-	-	-
2003-04	Chicago	NHL	75	7	11	18	145	-	-	-	-	-
2004-05	London	EIHL	24	9	19	28	102	-	-	-	-	-
2005-06	Nashville	NHL	34	3	3	6	79	3	0	0	0	2
	Milwaukee	AHL	6	3	5	8	18	-	-	-	-	-
2006-07	Nashville	NHL	59	7	6	13	79	5	0	0	0	17
2007-08	Nashville	NHL	73	10	8	18	72	2	0	0	0	0
2008-09	Nashville	NHL	43	4	6	10	41	-	-	-	-	-
NHL Totals			417	44	48	92	686	10	0	0	0	19

Signed as a free agent by Calgary on July 1, 2001. Signed as a free agent by Chicago on July 1, 2003. Signed as a free agent by London (Britain) on Oct. 26, 2004. Signed as a free agent by Nashville on Aug. 6, 2005. Signed as a free agent by San Jose on July 15, 2009.



JED ORTMEYER

Shoots: Right Height/Weight: 6-foot, 200 pounds
Born: 9/3/78 in Omaha, Nebraska
Hometown: Omaha, Nebraska

Signed by San Jose as a free agent on July 16, 2009.



41 RIGHT WING

PLAYERS

2008-09: Missed the first 24 games due to a knee injury sustained in 2007-08...Second on Milwaukee (AHL) in plus/minus (plus-12) and led team in shorthanded goals (two)...Played two games with Nashville on April 3 and 4.

Career 2007-08: Ranked fourth among Nashville forwards in shorthanded time on ice (2:18)...Scored his first career power play goal on Jan. 8 at Los Angeles...His first goal as a Predator on Dec. 1 at Montreal was the team's first shorthanded goal of the season. It came in his 200th NHL game...Notched his first point as a Predator in his second game on Oct. 6 vs. Dallas...Missed the final 18 games of the season and the playoffs with a knee injury...**2006-07:** Established career highs in assists, points, plus/minus rating (plus-7) and average ice time (12:35)...Received the Steve McDonald Extra Effort Award as voted by the fans for performing "above and beyond the call of duty" for the second time in his career...Nominated by his teammates for the 2007 Bill Masterton Award...Scored a shorthanded penalty shot goal on Jan. 13, 2007 vs. Boston. It was his first career shorthanded goal and his first career penalty shot...Missed the first 40 games due to a pulmonary embolism...**2005-06:** Registered a career high in goals and games played...Led the Rangers and ranked seventh among NHL forwards in blocked shots (75) and ranked third on the Rangers with 125 hits...Scored his first career playoff goal on April 28 vs. New Jersey...**2004-05:** Skated 61 games with Hartford...Scored his first career AHL hat trick on Jan. 22, 2005 vs. Lowell...**2003-04:** Received the Rangers Steven McDonald Extra Effort Award...Posted his first career multi-point game with a goal and an assist vs. Pittsburgh on Jan. 3, 2004...**2002-03:** Posted 117 points (51 goals and 66 assists) in 145 games with the University of Michigan (CCHA)...Ranked third on the Wolverines in scoring and helped the team advance to the 2003 NCAA Frozen Four...Also ranked second on the team in goals and tied for second on the club in plus/minus rating (plus-18)...Awarded the Hal Downes Trophy (Michigan's Most Valuable Player)

NHL CAREER HIGHLIGHTS

First NHL game — Nov. 15, 2003 at New Jersey (with New York Rangers)
First NHL goal — Nov. 25, 2003 at Tampa Bay (with New York Rangers — Nikolai Khabibulin)
First NHL assist — Jan. 3, 2004 at Pittsburgh (with New York Rangers)
Most points, game — 3, Jan. 29, 2007 at Boston (with Nashville)
Most goals, game — 1, 13 times, most recent, Jan. 18, 2008 vs. Los Angeles (with Nashville)
Most assists, game — 3, Jan. 29, 2007 at Boston (with Nashville)
Most consecutive games, point — 2, 4 times, Dec. 6-8, 2007 (with Nashville)
Most consecutive games, goal — 2, Nov. 24, 2005 thru Nov. 26, 2005 (with New York Rangers)
Most consecutive games, assist — 1, several times
200th NHL Game — Dec. 1, 2007 at Montreal (with Nashville)
Most consecutive games — 43, Dec. 20, 2003 thru March 18, 2004 (with New York Rangers)

for the second consecutive season and was selected as the CCHA Best Defensive Forward, becoming just the third player in school history to receive the award...Also named to the NCAA Midwest Regional All-Tournament team and was awarded the Bill Beagan Trophy, given to the Most valuable player of the CCHA Super Six...**2001-02:** Named to the NCAA West Regional All-Tournament Team, while leading the Wolverines to the 2002 NCAA Frozen Four...Also named to the CCHA Super Six All-Tournament Team...Led Michigan in shots (142) and ranked third on the team in goals and points...**1999-00:** One of two Michigan players to appear in all 41 games.


Personal: "Ortie" lists as his favorites: Dave Matthews Band (musicians); "Legends of the Fall" (movie); "Sons of Anarchy" (television show); Brad Pitt (actor); Detroit Red Wings (NHL team when growing up); Montreal (NHL road city); University of Michigan (pro/college team); the beach (vacation spot); steak (food); Christmas (holiday); Tiger Woods (professional athlete — "He's consistently amazing")...hockey idol is Mario Lemieux...lists golf as his hobby...first job



CAREER VS. NHL

	GP	G	A	PTS	PIM
ANA	1	0	1	1	0
ATL	9	2	1	3	6
BOS	13	1	3	4	4
BUF	7	0	1	1	4
CGY	4	0	0	0	5
CAR	7	0	1	1	0
CHI	10	0	0	0	9
COL	6	0	0	0	4
CBJ	7	1	0	1	2
DAL	3	0	1	1	4
DET	6	1	0	1	6
EDM	2	0	0	0	0
FLA	8	0	1	1	4
LA	4	1	0	1	2
MIN	5	0	1	1	0
MTL	12	1	1	2	12
NSH	2	0	0	0	0
NJ	18	0	1	1	6
NYI	18	0	1	1	12
NYR	--	--	--	--	--
OTT	11	0	2	2	4
PHI	13	1	0	1	0
PHO	5	0	0	0	2
PIT	14	2	2	4	8
SJ	4	0	0	0	0
STL	8	0	0	0	4
TB	10	1	0	1	0
TOR	11	0	1	1	6
VAN	4	1	0	1	0
WAS	8	1	1	2	4
TOTALS	230	13	19	32	108

was mowing lawns...memorable NHL moment: first goal...likes to follow routines on game day (eat at the same time, eat the same food — chicken, pasta and vegetables)...would've liked to have met President John F. Kennedy...started skating and playing hockey at three...wears a Bauer Vapor X-60 skate in a size 8.5...oldest piece of protective equipment is his shin guards (since college — they fit perfectly around his knee braces).




PLAYERS

CAREER STATISTICS

Season	Club	League	GP	G	A	PTS	PIM	GP	G	A	PTS	PIM
1997-98	Omaha	USHL	54	23	25	48	52	14	3	4	7	31
1998-99	Omaha	USHL	52	23	36	59	81	12	5	6	11	16
1999-00	U. of Michigan	CCHA	41	8	16	24	40	-	-	-	-	-
2000-01	U. of Michigan	CCHA	27	10	11	21	52	-	-	-	-	-
2001-02	U. of Michigan	CCHA	41	15	23	38	40	-	-	-	-	-
2002-03	U. of Michigan	CCHA	36	18	16	34	48	-	-	-	-	-
2003-04	Hartford	AHL	13	2	8	10	4	16	5	2	7	6
	New York Rangers	NHL	58	2	4	6	16	-	-	-	-	-
2004-05	Hartford	AHL	61	7	20	27	63	6	0	1	1	4
2005-06	New York Rangers	NHL	78	5	2	7	38	4	1	0	1	4
2006-07	New York Rangers	NHL	41	2	9	11	22	9	0	0	0	2
	Hartford	AHL	8	1	3	4	6	-	-	-	-	-
2007-08	Nashville	NHL	51	4	4	8	32	-	-	-	-	-
2008-09	Nashville	NHL	2	0	0	0	0	-	-	-	-	-
	Milwaukee	AHL	55	10	13	23	51	11	1	6	7	8
	NHL Totals		230	13	19	32	108	13	1	0	1	6

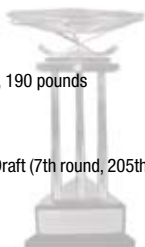
Signed as a free agent by the New York Rangers on May 10, 2003. Signed as a free agent by Hartford (AHL) on Sept. 17, 2004. Signed as a free agent by the New York Rangers on Sept. 6, 2005. Signed as a free agent by Nashville on July 1, 2007. Signed as a free agent by San Jose on July 16, 2009.



JOE PAVELSKI

Shoots: Right Height/Weight: 5-foot-11, 190 pounds
 Born: 7/11/84 in Plover, Wisconsin
 Hometown: Plover, Wisconsin

Selected by San Jose in the 2003 NHL Entry Draft (7th round, 205th overall).

**8 CENTER**

2008-09: Set career highs in points, goals and assists...Sixth amongst League forwards in blocked shots (74)...Led team in shots (266)...Eighth in the NHL in faceoff percentage (56.3) and T-11th in SH points (four)...Scored the shootout-winning goal, posted eight shots and won 12 out of 15 faceoffs on April 7 vs. Colorado...Set a career high with a seven-game point streak (nine, three goals and six assists) from March 21-April 2...Four-game goal streak (four goals) from Feb. 11-17 marked a career high...Missed two games (lower body injury, Dec. 15-17)...Posted three consecutive two-point games (six, four goals and two assists) from Nov. 28-Dec. 2, the first time in his career that he posted a three-game multi-point scoring streak...Scored two goals, including the game-winner, on Nov. 29 at Phoenix (incidentally, has three goals in two games on Nov. 29 in his career)...Set a franchise record for shots in a period with seven on Nov. 4 vs. Minnesota (third)...

Playoffs: Seven shots in Game 5 of the WCQF vs. Anaheim on April 25 tied the game high...**World**

Championships: Two points (a goal and an assist) in five games.

NHL CAREER HIGHLIGHTS

First NHL game — Nov. 22, 2006 vs. Los Angeles

First NHL goal — Nov. 22, 2006 vs. Los Angeles (Mathieu Garon)

First NHL assist — Dec. 9, 2006 vs. Nashville

Most points, game — 3, 4 times, most recent, March 21, 2009 vs. Dallas

Most goals, game — 2, 6 times, most recent, March 5, 2009 vs. Minnesota

Most assists, game — 3, 2 times, most recent, Nov. 16, 2008 at Chicago

Most consecutive games, point — 7, March 21, 2009 vs. Dallas thru April 2, 2009 at Edmonton

Most consecutive games, goal — 4, Feb. 11, 2009 at Pittsburgh thru Feb. 17, 2009 vs. Edmonton

Most consecutive games, assist — 3, 2 times, most recent, March 21, 2009 vs. Dallas thru March 25, 2009 at Chicago

Most consecutive games played — 113, April 5, 2007 vs. Calgary thru Dec. 13, 2008 vs. St. Louis

100th NHL point — Jan. 20, 2009 vs. Vancouver

200th NHL game — March 26, 2009 at Nashville

Best plus/minus — +4, March 21, 2009 vs. Dallas

World Championships — USA (2009)

"Sharks Player of the Month" — Feb. 2009





CAREER VS. NHL

	GP	G	A	PTS	PIM
ANA	18	1	8	9	4
ATL	2	0	1	1	0
BOS	2	0	0	0	0
BUF	2	1	1	2	6
CGY	11	3	4	7	6
CAR	2	0	2	2	2
CHI	9	1	6	7	2
COL	10	0	4	4	6
CBJ	9	1	4	5	0
DAL	19	8	7	15	24
DET	10	5	2	7	0
EDM	11	3	5	8	6
FLA	1	0	0	0	0
LA	19	8	7	15	4
MIN	10	5	1	6	2
MTL	2	1	1	2	2
NSH	10	2	1	3	6
NJ	3	1	0	1	0
NYI	2	0	0	0	0
NYR	2	0	1	1	2
OTT	2	0	2	2	0
PHI	3	2	2	4	0
PHO	19	6	4	10	8
PIT	3	2	0	2	0
SJ	-	-	-	-	-
STL	10	2	0	2	6
TB	2	1	2	3	2
TOR	2	2	1	3	0
VAN	11	3	2	5	4
WAS	2	0	1	1	0
TOTALS	208	58	69	127	92

Career 2007-08: T-4th on team in goals and 5th in points...T-12th among League forwards, second among SJ forwards, in blocked shots (59)...**Playoffs:** T-2nd in NHL in game-winning goals (three)...Scored the overtime game-winner in Game 5 of the WCSF vs. Dallas on May 2...Scored the game-winning goal in Game 7 of the WCQF vs. Calgary on April 22...Tied a Sharks postseason record for shots in a period with six in the second of Game 2 of the WCQF vs. Calgary on April 10...**2006-07:** Among all NHL rookies, T-7th in game-winning goals (three) and T-8th in power play goals (five)...Recalled by San Jose on Nov. 22 and scored a goal in his first NHL game vs. Los Angeles that night...**Playoffs:** Scored goal in his second playoff game April 18 vs. Nashville in WCQF Game 4...**2005-06:** 2006 RBK Division I Second Team All-American...Led the Badgers in five offensive categories...**Playoffs:** Named to the NCAA

Midwest Regional All-Tournament Team and INCH's Second Team All-American...Had two assists as Wisconsin won their sixth NCAA Division I National Championship...**2004-05:** T-5th in WCHA in points, T-1st in nation among freshmen...WCHA Rookie of the Week for Oct. 18-24...Named to the USCHO All-American Rookie Team, Rookie Team All-American by Inside College Hockey.com and the Rookie All-WCHA Team...**2003-04:** Named USA Hockey Junior Player of the Year...Waterloo (USHL) captain was second on team in points, assists and plus/minus (plus-10), first in goals...Two-time USHL Player of the Week...

Playoffs: Led Waterloo to their first Clark Cup and Junior A Championship...Second in USHL in scoring and goals...**Other:** Captain of 2004 USA Hockey Junior Select Team, which won the silver medal at the Viking Cup...**2002-03:** USHL Rookie of the Year, named to USHL's All-Rookie Team and a First Team All-USHL selection...First on team in goals (also led USHL), points and shots (227)...**Playoffs:** T-1st on team, T-4th overall among all players in goals.

Personal: "Pavs" likes Kenny Chesney (musicians); old sports movies (movies); "Prison Break" and "Lost" (television shows); St. Louis Blues (NHL team while growing up); St. Paul, Minn. (NHL road city); Green Bay Packers and the University of Wisconsin (pro and college teams); Aldo's, Taiwan and Sienna Bistro (San Jose restaurants); Midwest (vacation spot); nhl.com (web site); all kinds (food); "Big Buck Hunter" (video game); Tiger Woods (pro athlete)...likes to golf and hunt for birds...owns a Chocolate lab (Lucy)...first job: helping his father's business (Pavelski Painting and Wallpaper)...hockey idol is Brett Hull...focuses on routines (like taping sticks) before games to visualize...hates whining...memorable NHL moment: scoring the game-winning overtime goal in Game 5 of the 2008 Western Conference Semifinals...held first Joe Pavelski Charity Golf Tournament and Cookout this summer to benefit Portage (Wisc.) County Youth On Ice and the Joe Pavelski Scholarship Fund...involved with Operation Homefront, which provides assistance to American military troops and their families...would've wanted to meet golfing legend Byron Nelson...part owner of the North American Hockey League's Janesville Jets...started skating at four and playing hockey at six...his Graf skates are a size 9.25...oldest piece of protective equipment is his 3-year-old elbow pads.

CAREER STATISTICS

Season	Club	League	GP	G	A	PTS	PIM
2002-03	Waterloo	USHL	60	36	33	69	32
2003-04	Waterloo	USHL	54	21	31	52	58
	United States	Viking Cup	6	4	4	8	N/A
2004-05	Wisconsin	WCHA	40	16	29	45	24
2005-06	Wisconsin	WCHA	43	23	33	56	34
2006-07	San Jose	NHL	46	14	14	28	18
	Worcester	AHL	16	8	18	26	8
2007-08	San Jose	NHL	82	19	21	40	28
2008-09	San Jose	NHL	80	25	34	59	46
	United States	World Ch.	5	1	1	2	0
	Sharks/NHL Totals		208	58	69	127	92

Selected by San Jose in the 2003 NHL Entry Draft (7th round, 205th overall).

PLAYOFFS

GP	G	A	PTS	PIM
7	5	7	12	8
12	6	6	12	10
-	-	-	-	-
1	0	0	0	2
-	-	-	-	-
6	1	0	1	0
-	-	-	-	-
13	5	4	9	0
6	0	1	1	9
-	-	-	-	-
25	6	5	11	9



DEVIN SETOGUCHI

Shoots: Right **Height/Weight:** 6-foot, 200 pounds
Born: 1/1/87 in Taber, Alberta
Hometown: Taber, Alberta

Selected by San Jose in the 2005 NHL Entry Draft (1st round, 8th overall).



16 RIGHT WING

PLAYERS

2008-09: Registered 19 multi-point games...Third on team in points, T-27th in the League in goals... Had 12 points in his last 13 games (six goals, six assists)...Scored 30th goal on March 26 vs. Nashville...Tied his single game career high for plus/minus (plus-3) on March 21 vs. Dallas...Had a team high seven hits on Feb. 7 at Columbus... Named to the Sophomore Team for the YoungStars Game presented by Upper Deck (scored one goal)... Tied his career high with three points (a goal and two assists) on Jan. 9 at Edmonton...Missed Dec. 29 game at Dallas due to death in the family...Had a career-high seven-game point streak (13) from Nov. 11-28...Tied a franchise record with 10 shots vs. Nashville on Nov. 11 and posted three points (two goals and an assist)...Scored game-tying goal that sent the game to overtime with 4:44 left on Oct. 18 vs. Philadelphia...Scored goals in the first two games of the season...**Playoffs:** Scored his first goal in Game 5 of the WCQF vs. Anaheim on April 25 and had an assist in Game 3 on April 21.

Career 2007-08: Despite only playing in 44 games, was T-13th among NHL rookies in goals...Posted two goals, including the game-winner, on Feb. 29 at Detroit...First Sharks player to score two goals (Marty Turco) in his NHL debut at Dallas on Oct. 29 (11th to post one goal)...**Playoffs:** Scored his first postseason goal in Game 7 of the WCQF vs. Calgary on April 22...Made NHL postseason debut and tallied an assist in Game 4 of the WCQF at Calgary on April 15...**2006-07:** 11th among WHL goal scoring leaders and T-1st in league in shorthanded goals (six)... T-10th in the league in game-winning goals (six)... Led team in points and goals...Named Player of the Month for February (22 points — 11 goals and 11 assists) in 14 games...WHL Performer of the Week for Feb. 8, where he scored three goals and nine points in four games...Selected for 2006 National Junior Team Development Camp in Calgary in July, but was unable to participate due to injury...Traded to the Prince George Cougars prior to the season...**Playoffs:** Tied for the League lead in goals and game-winning goals (four), T-3rd in points and T-10th in assists...**2005-06:** WHL Player of the Week for Nov. 7-13...Alternate captain for Saskatoon (WHL) led the Blades in goals and points (seventh in WHL) and was second in assists...Represented

NHL CAREER HIGHLIGHTS

First NHL game — Oct. 29, 2007 at Dallas
First NHL goal — Oct. 29, 2007 at Dallas (Marty Turco)
First NHL assist — Nov. 2, 2007 vs. Los Angeles
Most points, game — 3, 2 times, most recent, Jan. 9, 2009 at Edmonton
Most goals, game — 2, 6 times, most recent, March 25, 2009 at Chicago
Most assists, game — 2, 5 times, most recent, March 28, 2009 vs. Phoenix
Most consecutive games, point — 7, Nov. 11, 2009 vs. Nashville thru Nov. 28, 2009 at Dallas
Most consecutive games, goal — 4, 2 times, most recent, March 21, 2009 vs. Dallas thru March 26, 2009 at Nashville
Most consecutive games, assist — 7, Nov. 11, 2009 vs. Nashville thru Nov. 28, 2009 at Dallas
Most consecutive games played — *45, Dec. 31, 2008 at Minnesota thru April 11, 2009 at Los Angeles
 * — streak intact entering 2009-10 season
Best plus/minus — +3, 2 times, most recent, March 21, 2009 vs. Dallas
100th NHL game — Feb. 21, 2009 vs. Atlanta
YoungStars Game — 2009

the WHL in the CHL-Russia Challenge...**Playoffs:** Fourth in the WHL in goals and 19th in points...**2004-05:** Fourth on Saskatoon and T-22nd in the WHL in scoring...Second on the team and T-9th in the league in goals...Third on the team with eight power play goals...Fifth on the team in plus/minus (plus-20)...Won the "Hardest Shot" competition (96 mph) at the 2005 CHL Top Prospects Skills Showcase... Won a silver medal with Team Canada at the 2005 IIHF Under-18 World Championships...**2003-04:** Fourth on the team, first among team rookies and 14th among league rookies in points...T-3rd on the team in goals and fourth in power play goals (seven)...Won a gold medal with Canada's Under-18 summer team at the 2004 Junior World Cup...Won a silver medal with Team Pacific as team captain at the 2004 World Under-17 Hockey Challenge.

Personal: "Seto" and "Gucci" lists these favorites: Swedish House Mafia (musicians); "Slap Shot" (movie); "Entourage" (television show); Brad Pitt and Rachel McAdams (actor/actress); Philadelphia Flyers (NHL team while growing up); New York City (NHL road city); Boston College (pro/college sports team);



CAREER VS. NHL

	GP	G	A	PTS	PIM
ANA	12	2	1	3	2
ATL	1	0	1	1	0
BOS	1	0	1	1	2
BUF	2	1	0	1	0
CGY	5	0	2	2	0
CAR	1	0	0	0	0
CHI	6	3	3	6	0
COL	6	3	0	3	2
CBJ	4	2	2	4	0
DAL	12	6	4	10	0
DET	6	3	2	5	0
EDM	6	1	3	4	2
FLA	1	0	0	0	0
LA	11	2	3	5	10
MIN	7	1	0	1	0
MTL	2	0	1	1	0
NSH	5	4	4	8	2
NJ	1	1	0	1	2
NYI	1	0	0	0	2
NYR	1	0	1	1	0
OTT	2	0	0	0	0
PHI	2	2	1	3	0
PHO	12	4	3	7	5
PIT	2	0	0	0	0
SJ	-	-	-	-	-
STL	7	1	3	4	0
TB	2	2	1	3	0
TOR	1	1	1	2	0
VAN	5	2	2	4	2
WAS	1	1	1	2	2
TOTALS	125	42	40	82	33

Forbes Mill (Bay Area restaurant); Davos, Switzerland (vacation spot); nhl.com (web site); sushi (food); FIFA 09 (video game); Christmas (holiday); Roger Federer (professional athlete)...one of his summer activities this year was flying with the U.S. Navy's Blue Angels before the Salinas (Calif.) Air Show. Is the second Sharks player (Teemu Selanne) to fly with them... lists golf as his hobby...Bobby Orr was his hockey idol...first job was working on the farm...first game is his memorable Sharks moment...puts his left side on first...hates slow drivers...started skating and playing hockey at four...wears size nine Bauer Vapor X-60 skates...oldest piece of protective equipment he wears is his 5-year-old elbow pads.



PLAYERS

CAREER STATISTICS

Season	Club	League	GP	G	A	PTS	PIM
2003-04	Saskatoon	WHL	66	13	18	31	53
	Pacific	World U-17	5	4	5	9	14
	Canada	Jr. WC U-18	5	0	4	4	6
2004-05	Saskatoon	WHL	69	33	31	64	34
	Canada	World U-18	6	4	2	6	6
2005-06	Saskatoon	WHL	65	36	47	83	69
2006-07	Prince George	WHL	55	36	29	65	55
2007-08	San Jose	NHL	44	11	6	17	8
2008-09	San Jose	NHL	81	31	34	65	25
Sharks/NHL Totals			125	42	40	82	33

PLAYOFFS

GP	G	A	PTS	PIM
-	-	-	-	-
-	-	-	-	-
-	-	-	-	-
4	0	1	1	0
-	-	-	-	-
10	8	4	12	8
15	11	10	21	24
9	1	1	2	2
6	1	2	3	2
15	2	3	5	4

Selected by San Jose in the 2005 NHL Entry Draft (1st round, 8th overall).

JODY SHELLEY

Shoots: Left Height/Weight: 6-foot-3, 230 pounds
 Born: 2/7/76 in Thompson, Manitoba
 Hometown: Columbus, Ohio

Acquired by San Jose from Columbus in exchange for a sixth round selection in the 2009 NHL Entry Draft on Jan. 29, 2008.

45 LEFT WING

PLAYERS

2008-09: Led team with 16 fighting majors and in PIM...Sixth on team in hits (125)...Scored his second goal on March 28 vs. Phoenix...Missed six games with lower body injury (Feb. 10-19)...Missed five games due to upper body injury (Jan. 3-13)...Posted assist on Dec. 6 vs. Edmonton...Posted first point of the season (assist) vs. Detroit on Oct. 30...Had a team-high five hits vs. Columbus on Oct. 14...
Playoffs: Appeared in one game.

Career 2007-08: Set Sharks single-game franchise high with 41 PIM on April 6 at Dallas...Scored first goal as a Shark on March 3 vs. Montreal...Had seven fighting majors with the Sharks and six with the Blue Jackets (13 total)...Earned first fighting major as a Shark, seventh of the season, against Nashville's Darcy Hordichuk on Feb. 9...Registered first point with the Sharks (assist) vs. his former team Columbus on Feb. 8...Made Sharks debut as part of the starting lineup on Feb. 2 vs. Chicago...Traded to the Sharks from Columbus on Jan. 29 for a sixth round selection in the 2009 NHL Entry Draft...
2006-07: Second on Columbus in PIM...Netted his first goal of the season on Feb. 25 vs. Nashville...Had season-high 17 PIM twice (Feb. 22 vs. Edmonton and Oct. 28 at New Jersey)...
2005-06: Led Columbus in penalty minutes (fourth in NHL) and ranked second (tied) in games played...Set career highs in assists and points and matched his career high in goals...Had a season-high 20 PIM Jan. 11 vs. Pittsburgh...Set his career high with two assists on Nov. 26 vs. St. Louis...Played in his 200th NHL game on Oct. 12 vs. San Jose...Scored his first career game-winning goal on Oct. 9 at Chicago...
2004-05: Played with JYP Jyväskylä in Finland...
2003-04: Fourth in the NHL in penalty minutes and second in majors (30)...Tied career high in goals...Notched first multi-goal game of his NHL career with a pair on Nov. 9 vs. Calgary...
2002-03: Led the NHL in penalty minutes...Set Columbus team record with 29 PIM on Feb. 21 at San Jose...Registered first multi-point game of his NHL career (goal and assist) Dec. 14 at Detroit...
2001-02: Ranked 10th in the NHL, second among rookies, in penalty minutes...Led team in plus/minus (plus-1)...Began season in Syracuse...Played two games with Blue Jackets on Oct. 25 and Oct. 27 before returning to club for balance of season on Dec. 10...
2000-01:

NHL CAREER HIGHLIGHTS

First NHL game — Feb. 17, 2001 vs. Pittsburgh (with Columbus)
First NHL goal — Dec. 15, 2001 at Los Angeles (with Columbus — Felix Potvin)
First NHL assist — Jan. 24, 2002 vs. San Jose (with Columbus)
Most points, game — 2, 3 times, most recent, Nov. 26, 2005 vs. St. Louis (with Columbus)
Most goals, game — 2, Nov. 9, 2003 vs. Calgary (with Columbus)
Most assists, game — 2, Nov. 26, 2005 vs. St. Louis (with Columbus)
Most consecutive games, point — 2, Jan. 21, 2002 vs. Dallas thru Jan. 24, 2002 vs. San Jose (with Columbus)
Most consecutive games, goal — 1, 14 times, most recent, March 28, 2009 vs. Phoenix (with San Jose)
Most consecutive games, assist — 1, 26 times, most recent, Dec. 6, 2009 vs. Edmonton (with San Jose)
Most consecutive games played — 80, Nov. 3, 2005 at Calgary thru Nov. 3, 2006 vs. Calgary
Best plus/minus — +1, numerous times
400th NHL game — March 14, 2008 vs. St. Louis (with San Jose)
1100th NHL penalty minute — April 6, 2008 at Dallas (with San Jose)

Made NHL debut on Feb. 17 vs. Pittsburgh, collecting 10 PIM...Led American Hockey League in PIM and established Syracuse team record...
1999-00: Split season with Saint John (AHL) and Johnstown (ECHL)...
1998-99: Registered career high in goals and points in 52 games with Johnstown along with 325 PIM...Scoreless in eight games with Saint John...
1997-98: Made professional debut with Saint John...Played 19 games at Dalhousie University, notching 17 points along with 145 PIM.

Personal: Favorites include: "Braveheart" (movie); "Entourage" (television show); Russell Crowe and Charlize Theron (actor and actress); Edmonton Oilers (NHL team while growing up); New York City (NHL road city); New England Patriots (professional sports team); Aldo's (Bay Area restaurant); Yarmouth, Nova Scotia (vacation spot — "The boys are there"); apple.com/itunes (web site); Big Mac (food); Thanksgiving (holiday); Tiger Woods (professional athlete)...owns a dog (Elly Shelley) and a cat (Lexi



CAREER VS. NHL

TEAM	OVERALL					WITH SAN JOSE				
	GP	G	A	PTS	PIM	GP	G	A	PTS	PIM
ANA	26	0	2	2	61	8	0	0	0	26
ATL	8	0	1	1	22	1	0	0	0	5
BOS	5	0	0	0	14	-	-	-	-	-
BUF	5	0	0	0	16	-	-	-	-	-
CGY	23	2	1	3	88	4	0	1	1	4
CAR	6	0	0	0	8	1	0	0	0	0
CHI	36	2	4	6	82	6	0	0	0	0
COL	24	0	1	1	37	5	0	0	0	2
CBJ	6	0	1	1	5	6	0	1	1	5
DAL	28	1	0	1	68	8	0	0	0	45
DET	32	1	2	3	25	5	0	1	1	2
EDM	21	0	1	1	52	4	0	1	1	6
FLA	5	0	0	0	12	1	0	0	0	2
LA	29	2	2	4	69	8	0	1	1	19
MIN	26	0	1	1	97	6	0	1	1	12
MTL	6	1	0	1	11	2	1	0	1	5
NSH	33	2	0	2	106	6	1	0	1	19
NJ	7	0	0	0	37	1	0	0	0	0
NYI	7	0	2	2	28	1	0	1	1	4
NYR	9	1	0	1	51	2	0	0	0	0
OTT	6	0	0	0	20	2	0	0	0	0
PHI	6	0	0	0	16	3	0	0	0	12
PHO	26	1	1	2	30	8	1	0	1	7
PIT	9	0	1	1	42	2	0	1	1	7
SJ	21	0	1	1	65	-	-	-	-	-
STL	35	0	3	3	79	5	0	0	0	14
TB	5	0	0	0	0	1	0	0	0	0
TOR	5	0	0	0	12	1	0	0	0	2
VAN	21	0	2	2	67	3	0	0	0	4
WAS	5	1	0	1	12	1	0	0	0	5
TTL	481	14	26	40	1232	101	3	8	11	207

Shelley)...likes to play golf...first game is his memorable NHL moment...first job was shoveling snow...hockey idol is Wayne Gretzky...hidden talent ("Probably")...started skating and playing hockey when he was four...wears Bauer Vapor XXXX size 11 skates...oldest piece of protective equipment is his shin pads (5-years old).



PLAYERS

CAREER STATISTICS

PLAYOFFS

Season	Club	League	GP	G	A	PTS	PIM	GP	G	A	PTS	PIM
1994-95	Halifax	QMJHL	72	10	12	22	194	7	0	1	1	12
1995-96	Halifax	QMJHL	50	13	19	32	319	-	-	-	-	-
1996-97	Halifax	QMJHL	59	25	19	44	420	-	-	-	-	-
1997-98	Dalhousie	AUAA	19	6	11	17	145	-	-	-	-	-
1998-99	Saint-John	AHL	18	1	1	2	50	-	-	-	-	-
	Saint-John	AHL	8	0	0	0	46	-	-	-	-	-
1999-00	Johnstown	ECHL	52	12	17	29	325	-	-	-	-	-
	Johnstown	ECHL	36	9	17	26	256	-	-	-	-	-
2000-01	Saint-John	AHL	22	1	4	5	93	3	0	0	0	2
	Syracuse	AHL	69	1	7	8	357	5	0	0	0	21
2001-02	Columbus	NHL	1	0	0	0	10	-	-	-	-	-
	Columbus	NHL	52	3	3	6	206	-	-	-	-	-
2002-03	Columbus	AHL	22	3	5	8	165	-	-	-	-	-
	Columbus	NHL	68	1	4	5	249	-	-	-	-	-
2003-04	Columbus	NHL	76	3	3	6	228	-	-	-	-	-
	JYP Jyväskylä	Finland	11	0	1	1	20	-	-	-	-	-
2005-06	Columbus	NHL	80	3	7	10	163	-	-	-	-	-
2006-07	Columbus	NHL	72	1	1	2	125	-	-	-	-	-
2007-08	San Jose	NHL	31	1	6	7	91	6	0	0	0	2
	Columbus	NHL	31	0	0	0	44	-	-	-	-	-
2008-09	San Jose	NHL	70	2	2	4	116	1	0	0	0	0
	Sharks Totals		101	3	8	11	207	7	0	0	0	2
NHL Totals			481	14	26	40	1232	7	0	0	0	2

Signed by Calgary as a free agent on Sept. 1, 1998. Signed by Columbus as a free agent on Jan. 31, 2001. Acquired by San Jose from Columbus in exchange for a sixth round selection in the 2009 NHL Entry Draft on Jan. 29, 2008.

**BRAD STAUBITZ**

Shoots: Right **Height/Weight:** 6-foot-1, 215 pounds
Born: 7/28/84 in Edmonton, Alberta
Hometown: Edmonton, Alberta

Signed by San Jose as a free agent on Sept. 19, 2005.

59 CENTER

2008-09: Fourth on San Jose in PIM in only 35 games...Named No. 3 star on March 19 vs. Nashville as he registered three shots, two hits and a fighting major (Jordin Tootoo)...Scored his first career goal on Jan. 9 vs. Edmonton and had nine penalty minutes...Registered first career point (an assist) on Nov. 17 at Nashville...Made NHL debut on Oct. 17 at Anaheim, picking up a fighting major in his first NHL shift (Nathan McIver)...Had five assists and 130 PIM in 38 games for Worcester (AHL)...**Playoffs:** Missed first two games of AHL playoffs due to suspension.

Career 2007-08: Second on Worcester in PIM... Split time between forward and defense...Had a "Gordie Howe Hat Trick" with a goal, two assists and a fight on March 14 at Lowell...**2006-07:** Second on Worcester in PIM and first in PIM per game (2.69)...Scored his first professional goal on Jan. 24 vs. Houston playing as a forward...**Playoffs:** Third on team in PIM...**2005-06:** Led Cleveland (AHL) and

NHL CAREER HIGHLIGHTS

First NHL game — Oct. 17, 2008 at Anaheim

First NHL goal — Jan. 9, 2009 at Edmonton (Dwayne Roloson)

First NHL assist — Nov. 17, 2008 at Nashville

Most points, game — 1, 3 times, most recent, Jan. 13, 2009 vs. Tampa Bay

Most goals, game — 1, Jan. 9, 2009 at Edmonton

Most assists, game — 1, 2 times, most recent, Jan. 13, 2009 vs. Tampa Bay

Most consecutive games, point — 1, 3 times, most recent, Jan. 13, 2009 vs. Tampa Bay

Most consecutive games, goal — 1, Jan. 9, 2009 at Edmonton

Most consecutive games, assist — 1, 2 times, most recent, Jan. 13, 2009 vs. Tampa Bay

Most consecutive games played — 18, March 3, 2009 vs. Dallas through April 5, 2009 at Anaheim

Best plus/minus — +1, 3 times, most recent, Jan. 13, 2009 vs. Tampa Bay





CAREER VS. NHL

	GP	G	A	PTS	PIM
ANA	4	0	0	0	5
ATL	-	-	-	-	-
BOS	-	-	-	-	-
BUF	-	-	-	-	-
CGY	4	0	0	0	8
CAR	-	-	-	-	-
CHI	2	0	0	0	2
COL	1	0	0	0	2
CBJ	-	-	-	-	-
DAL	3	0	0	0	7
DET	1	0	0	0	2
EDM	3	1	0	1	13
FLA	-	-	-	-	-
LA	2	0	0	0	5
MIN	2	0	0	0	2
MTL	-	-	-	-	-
NSH	4	0	1	1	12
NJ	-	-	-	-	-
NYI	-	-	-	-	-
NYR	-	-	-	-	-
OTT	-	-	-	-	-
PHI	2	0	0	0	0
PHO	3	0	0	0	12
PIT	-	-	-	-	-
SJ	-	-	-	-	-
STL	1	0	0	0	2
TB	1	0	1	1	0
TOR	-	-	-	-	-
VAN	2	0	0	0	4
WAS	-	-	-	-	-
TOTALS	35	1	2	3	76



PLAYERS

was fourth among league rookies in PIM...Registered his first professional point with an assist on Nov. 13 vs. Rochester...Made his professional debut on Oct. 8 vs. Rochester...Assigned to Cleveland from San Jose on Sept. 21...**2004-05:** Split the season between Sault-St. Marie and Ottawa (OHL), combining for career highs in points (26 — T-28th amongst all OHL defensemen), goals, assists, PIM (T-9th in OHL) and games...**Playoffs:** Led all defensemen in points, assists and PIM...Overall, was T-3rd in assists, T-2nd in power play assists (nine) and T-10th in points...**2003-04:** Among team leaders: T-6th in assists, eighth in points, second in PIM and fourth in plus/minus (plus-5)...**2002-03:** Fourth on the team in PIM...His even plus/minus rating was T-4th on the team...**2001-02:** Completed rookie season with three assists and 46 PIM in 45 games.

Personal: "Bitz" lists as his favorites: country and the Zac Brown Band (music/musicians); "Seinfeld" (television show); Jay Leno (TV/movie personality); Chicago (NHL road city); The Ohio State University (pro/college team); Aruba (vacation spot); sushi and steak (food); "Tiger Woods PGA 10" (video game); Canada Day (July 1 — holiday)...owns a dog...likes to fish...first job was delivering pizza...memorable NHL moment was his first game and goal...hockey idol is former NHLer Denny Lambert...superstition is to knock on wood...hates littering...started skating and playing hockey when he was two...wears the Bauer Vapor XXXX (size 10.25)...oldest piece of equipment he uses is his shin pads.

CAREER STATISTICS

PLAYOFFS

Season	Club	League	GP	G	A	PTS	PIM	GP	G	A	PTS	PIM
2001-02	Sault-St. Marie	OHL	45	0	3	3	46	3	0	0	0	2
2002-03	Sault-St. Marie	OHL	55	2	6	8	116	4	0	0	0	7
2003-04	Sault-St. Marie	OHL	66	6	18	24	140	-	-	-	-	-
2004-05	Sault-St. Marie	OHL	40	2	11	13	101	-	-	-	-	-
	Ottawa	OHL	30	5	8	13	80	21	4	16	20	70
2005-06	Cleveland	AHL	71	0	6	6	245	-	-	-	-	-
2006-07	Worcester	AHL	51	1	4	5	137	5	0	0	0	13
2007-08	Worcester	AHL	73	6	14	20	195	-	-	-	-	-
2008-09	San Jose	NHL	35	1	2	3	76	-	-	-	-	-
	Worcester	AHL	38	0	5	5	130	10	0	2	2	15
	Sharks/NHL Totals		35	1	2	3	76	-	-	-	-	-

Signed by San Jose as a free agent on Sept. 19, 2005.



JOE THORNTON

Shoots: Left **Height/Weight:** 6-foot-4, 230 pounds
Born: 7/2/79 in London, Ontario
Hometown: St. Thomas, Ontario

Acquired by San Jose from Boston for Wayne Primeau, Brad Stuart and Marco Sturm on Nov. 30, 2005.

19 CENTER

PLAYERS

2008-09: Among NHL leaders: seventh in assists (also led team)...11th in points...T-11th in power play points...Registered 26 multi-point games...Enters 2009-10 having not missed a game in San Jose, playing in a franchise record 304 consecutive games with the Sharks and 323 games overall dating back to his Boston days...Appeared in his 300th game as a Shark on April 4 vs. Anaheim...Played in his 300th consecutive NHL game on Feb. 25 at Detroit...Had a five-game point streak (10) from Feb. 13-21...Registered four assists on Feb. 13 at Buffalo...Played in his 800th career game at Colorado on Jan. 27...Made his sixth All-Star Game appearance on Jan. 25 and tied the game-high with three points (assists)...His two points at Vancouver on Jan. 10 gave him 351 points (80 goals and 271 assists) in 263 career games with the Sharks, surpassing Jeff Friesen (350) for third on the franchise's all-time points list...Recorded his 800th career point on Dec. 31 at Minnesota...Set the franchise with his 248th consecutive game played (247 — Vincent Damphousse) on Dec. 4 vs. Columbus...Tied a franchise record for most points in a period vs. Toronto on Dec. 2 with four points (goal and three assists) in the first. It marks the fifth time in franchise history that a player has had four points in a period as Thornton was the last one to accomplish it on March 25, 2008 at Phoenix....Tied the franchise record for consecutive games played (247 — Damphousse) on Dec. 2, 2008 which marked the three-year anniversary of his Sharks debut (Dec. 2, 2005 at Buffalo)...Had a seven-game point/assist streak (13, four goals and nine assists) from Nov. 11-28...**Playoffs:** Led team in points...Figured in on all three goals (goal and two assists) in a 3-2 overtime victory in Game 5 of the WCQF vs. Anaheim on April 25...Registered an assist on April 19 in Game 2 of the WCQF vs. Anaheim.

Career 2007-08: Named to the NHL Second All-Star Team...Sixth in the voting for the Hart Memorial Trophy...Fourth player to lead the NHL in assists in three straight seasons, tying Wayne Gretzky, Bobby Orr and Stan Mikita...Also fifth in points...Led Sharks in goals and power play goals (11)...Posted his eighth consecutive 20-goal season...12th among League forwards and led team in ice time (21:23)...Won the Sharks "PlayStation Three Stars of the Game" Award...NHL First Star of the Week for the

NHL CAREER HIGHLIGHTS

- First NHL game** — Oct. 8, 1997 at Phoenix (with Boston)
- First NHL assist** — Jan. 25, 1998 at Washington (with Boston)
- First NHL goal** — Dec. 3, 1997 at Philadelphia (with Boston — Garth Snow)
- Most points, game** — 5, Dec. 28, 2001 at Florida (with Boston)
- Most goals, game** — 3, 3 times, most recent, March 25, 2008 at Phoenix (with San Jose)
- Most assists, game** — 5, Dec. 28, 2001 at Florida (with Boston)
- Most consecutive games, point** — 14, Nov. 19, 2005 thru Dec. 20, 2005
- Most consecutive games, goal** — 5, 2 times, most recent, Feb. 8 thru March 3, 2006
- Most consecutive games, assist** — 10, Nov. 26 thru Dec. 20, 2005
- Most consecutive games played** — *323, Oct. 20, 2005 vs. Buffalo through April 6, 2008 at Dallas * — streak intact entering 2009-10 season
- 100th NHL goal** — Jan. 26, 2002 vs. Florida (with Boston)
- 200th NHL goal** — Dec. 31, 2006 at Dallas (with San Jose)
- 500th NHL assist** — Feb. 17, 2008 at New York Rangers (with San Jose)
- 500th NHL point** — Feb. 12, 2006 at Phoenix (with San Jose)
- 800th NHL point** — Dec. 31, 2008 at Minnesota (with San Jose)
- 800th NHL game** — Jan. 27, 2009 at Colorado (with San Jose)
- Art Ross Trophy** — 2006
- Hart Memorial Trophy** — 2006
- First Team NHL All-Star** — 2006
- Second Team NHL All-Star** — 2008, 2003
- All-Star Teams** — 2002, 2003, 2004, 2007, 2008, 2009
- Olympics** — Team Canada (2006)
- World Championships** — Team Canada (2001, 2005)
- World Cup** — Team Canada (2004)
- "Sharks Player of the Year"** — 2006-07, 2005-06
- "Sharks Player of the Month"** — Dec. 2008, Feb. 2007, Dec. 2006, Dec. 2005, April 2006
- PlayStation "Three Stars of the Year" Award** — 2007, 2008
- NHL Player of the Month** — March 2007 (2nd Star)
- NHL Offensive Player of the Week (w/Sharks)** — March 24-30, 2008 (1st Star), March 3-9, 2008 (3rd Star), March 12-18, 2007 (1st Star), Jan. 2-8, 2007 (3rd Star), April 10-16, 2006 and Dec. 5-Dec. 11, 2005



CAREER VS. NHL

TEAM	OVERALL					WITH SAN JOSE				
	GP	G	A	PTS	PIM	GP	G	A	PTS	PIM
ANA	40	11	24	35	35	29	6	21	27	25
ATL	20	8	17	25	39	3	2	4	6	2
BOS	3	1	1	2	15	3	1	1	2	15
BUF	38	8	24	32	84	3	0	6	6	4
CGY	23	5	18	23	21	14	2	11	13	14
CAR	30	8	15	23	50	3	2	4	6	0
CHI	26	9	24	33	24	14	6	18	24	2
COL	25	12	19	31	10	15	9	12	21	2
CBJ	19	7	20	27	30	14	5	13	18	4
DAL	38	12	26	38	39	27	9	22	31	27
DET	23	5	12	17	28	14	1	10	11	20
EDM	25	7	12	19	20	15	6	8	14	4
FLA	28	8	18	26	14	3	2	2	4	0
LA	38	9	34	43	45	29	8	26	34	32
MIN	19	4	12	16	12	14	4	10	14	4
MTL	38	11	18	29	35	3	3	3	6	0
NSH	24	6	27	33	27	13	0	20	20	15
NJ	30	14	20	34	34	3	1	2	3	6
NYI	30	9	13	22	25	3	1	2	3	2
NYR	27	9	20	29	29	3	0	3	3	2
OTT	38	13	20	33	41	3	0	3	3	0
PHI	28	9	12	21	15	4	0	5	5	2
PHO	39	15	31	46	20	29	14	27	41	14
PIT	33	14	29	43	10	4	0	4	4	0
SJ	10	1	6	7	18	—	—	—	—	—
STL	25	6	24	30	14	15	2	21	23	4
TB	29	15	17	32	16	4	3	4	7	0
TOR	35	9	18	27	25	3	1	7	8	0
VAN	26	9	27	36	23	14	6	21	27	10
WAS	29	11	19	30	33	3	2	2	4	4
TOTALS	836	265	577	842	831	304	96	292	388	214

POINT MAN

Since Dec. 1, 2005, Joe Thornton has been the National Hockey League's top points producer.

PLAYER	GP	G	A	PTS
Joe Thornton, San Jose	222	71	231	302
A. Ovechkin, Washington	221	148	137	285
Sidney Crosby, Pittsburgh	188	87	179	266

week ending March 30...Posted third career hat trick, first with the Sharks and first since Jan. 5, 2002 vs. Washington, on March 25 at Phoenix...Tied a franchise record for goals in a period with his third period hat trick at Phoenix on March 25. Jonathan Cheechoo was the last to accomplish the feat with three goals in the second period vs. Los Angeles on April 1, 2007...Tied a franchise record for points in a period with four (three goals) at Phoenix on March 25. He was the last Shark to accomplish the feat with four points in the second period vs. Los Angeles on April 1, 2007...With his goal at Los Angeles on March 18, surpassed Vincent Damphousse for fourth on the Sharks all-time points list (290) in just 213 games...Named NHL Third Star of the Week for the week ending March 9...Played in his 200th game with the Sharks on Feb. 20 at New Jersey...Named as a Western Conference All-Star, his fifth consecutive All-Star nod, posting one assist...Registered his 700th point with an assist and played a season-high 31:01 vs. Phoenix on Dec. 20...Appeared in his 700th game vs. Buffalo on Dec. 8...**Playoffs:**



PLAYERS

Became San Jose's all-time leader in postseason assists (25)...Assisted on game-winning goal in Game 4 of the WCSF at Dallas on April 30...Led NHL in takeaways (19)...Had two multi-point games (Games 3 and 4 of WCQF)...Scored the game-winning goal with 9.2 seconds left in Game 4 of the WCQF at Calgary on April 15...**2006-07:** Voted "Sharks Player of the Year"...Earned the PlayStation "Three Stars of the Year" Award...Became the third player in NHL history to have back-to-back 90-assist seasons by posting two on April 5 vs. Calgary — the only other two players who've had consecutive 90-assist seasons are Wayne Gretzky (12, 1980-81 through 1991-92) and Mario Lemieux (1987-88 and 1988-89)...Led NHL in assists, second in PP points (54), PP assists (44) and points...Led NHL in home assists (54)...Led San Jose in points and takeaways (51)...Established a franchise record for assists in a period with four in the second period vs. Los Angeles on April 1...Named the NHL's Second Star of the Month for March where he led all NHL scorers during the month with 24 points in 14 games...Set a franchise record for assists (formerly Thornton's 72 in 2005-06) and tied the franchise record for points (with Cheechoo's 93 in 2005-06) with four points at Phoenix on March 15...Named NHL's First Star of the Week with 10 points in four games for week ending March 18...Voted to the starting lineup, leading all Western Conference players in votes, for the 2007 NHL All-Star Game...In the NHL Superskills competition, he hit four targets on six attempts in the shooting accuracy, scored a goal in the shootout competition and posted the second-hardest shot among the Western Conference competitors at 93.2 mph...Named the NHL's Third Star for the week ending Jan. 8 by posting seven points in two games...Matched a franchise record with four



TOPS SINCE 2002-03

Joe Thornton has been the National Hockey League's top scorer for the last six seasons.

PLAYER	GP	G	A	PTS
Joe Thornton, San Jose	481	164	431	595
Daniel Alfredsson, Ottawa	458	195	316	511
Ilya Kovalchuk, Atlanta	480	268	238	506
Marian Hossa, Chicago	469	232	259	491
Martin St. Louis, Tampa Bay	490	200	290	490

assists vs. Detroit on Jan. 4, marking the second time he has done so as a Shark...Recorded his 200th goal on Dec. 31 at Dallas...Finished fourth in the voting for The Lionel Conacher Award as Canadian male athlete of the year in a survey by The Canadian Press and Broadcast News (NBA star and former Santa Clara University basketball player Steve Nash was first)...**Playoffs:** Tied a Sharks playoff record with his seven-game assist game streak from April 16 vs. Nashville through May 2 vs. Detroit (Jeff Norton — 1994 at Toronto through 1999 vs. Colorado) in which he registered eight assists...Among NHL leaders: T-6th in assists and T-19th in scoring...**2005-06:** Became the first Shark to win the Hart Memorial Trophy (Most Valuable Player) and the Art Ross Trophy (NHL scoring leader)...Finalist for the Lester B. Pearson Award, given to the League's most valuable player as selected by the players...First Team NHL All-Star...Named "Sharks Player of the Year" as voted by members of the Bay Area media...Named the "Sharks Player of the Month" for December and April...Named NHL Offensive Player of the Week twice during the season, Dec. 5-11 and April 10-16 (shared honors with Cheechoo)...His season assist total (96) was greater than the point total (94) of 2003-04 Art Ross Trophy winner Martin St. Louis, marking the first time since the 1929-30 season that a player's assist total surpassed the point total of the prior season's leading scorer (Frank Boucher had 36 assists in 1929-30, while Ace Bailey led the League with 32 points in 1928-29)...Only the 11th player in NHL history to record 90-plus assists in a single season and the only one to do it while playing for two teams in the season...His 96 assists were 16th most in NHL history and led the League...Finished second on the Sharks franchise list for single season points (92)...Third in the NHL in power play assists (40) and T-4th in PP points (51)...Registered at least one point in 80.2 percent of his games played (65/81)...Set the NHL record for points in a single season by a player who played for two teams in one season (surpassed the 112 points scored by Bernie Nicholls in 1989-90) by recording two assists on April 9 against Dallas...Notched his 56th assist on Feb. 6 against Calgary matching St. Louis' NHL-leading total from 2003-04...Tied Sharks franchise record with at least one assist in eight consecutive games (3-13=16, Dec. 2-20) that was previously done by Nicholls (0-8=8, Oct. 24-Nov. 8, 1996)...Scored his first goal as a Shark in his first home game in San Jose against Atlanta on Dec. 6...Had two assists in his first game with San Jose on Dec. 2 at Buffalo...**Olympics:** Registered three points (two assists)...**Playoffs:** When the Sharks were eliminated from contention, was T-12th in the League in assists...**2004-05:** Played with Davos in Switzerland, leading team and finishing seventh overall in league scoring...Led the league in playoff scoring as Davos won the Swiss League Championship...World Championships MVP with Team Canada...**2003-04:** Reached the 20-plus goal mark for the fifth straight season...Led Boston in assists and points for the third time...Had 19 multiple-point games...Voted a starter for the Eastern Conference Team at the 2004 NHL All-Star Game — his third All-Star Game appearance...Member of 2004 World Cup of Hockey gold medal-winning Team Canada...**2002-03:** Named the 17th captain in Bruins history on Oct. 8...Finished third overall in scoring, was second in the NHL in assists and had his second 30-plus goal season...Second team NHL All-Star...Became just the third player in Bruins history to score 100-plus points with 100-plus penalty minutes (Bobby Orr and Ken Hodge) and was the first Bruin since 1993-94 to hit 100 points...Had 33 multiple-point games, including a career-high five-assists, Dec. 28 in Florida and his second career hat trick Jan. 5 vs. Washington...**Playoffs:** Had two multiple-point games...**2000-01:** Established a career season high in goals, hitting the 30-plus goal mark for the first time...Tied for second in the NHL with 19 power play goals...Had 17 multiple-point games, including two four-point efforts...Scored his first hat trick March 1 vs. Tampa Bay...Recorded his 100th NHL assist April 2 vs. Montreal...Played for Team Canada in the World Championships...**1999-00:** Led the team in goals, assists, points and PIM, becoming just the second player in team history to accomplish that feat (Jimmy

A SPECIAL GROUP

Among players who began the 2009-10 season at age 30-and-under, Joe Thornton is the No. 1 point-producer, while teammate Patrick Marleau is fourth.

PLAYER	GP	G	A	PTS
Joe Thornton, San Jose	836	265	577	842
Marian Hossa, Chicago	775	339	380	719
Vincent Lecavalier, Tampa Bay	787	302	367	669
Patrick Marleau, San Jose	871	276	334	610
Alex Tanguay, Montreal	659	193	387	580



Herberts, 1924-25)...Only player in the NHL (fourth Bruin) to lead his team in points and PIM...Had 17 multiple-point games...**1998-99:** Had seven multiple-point games...Played his 100th NHL game Jan. 28 vs. New Jersey...**Playoffs:** Was third in Boston scoring...Scored the series-clinching goal May 2 in Game Six of the ECQF vs. Carolina...**1997-98:** Played his first NHL game Oct. 8 in Phoenix after missing the first three games with a broken forearm suffered in preseason...**1996-97:** Completed his second season of junior hockey in Sault Ste. Marie...Second amongst OHL scoring leaders (122 points in 59 games) and was named an OHL Second Team All-Star...Youngest member of Team Canada's 1997 gold medal-winning World Junior Championships squad...**1995-96:** Named the top rookie in Canadian major junior hockey and to the CHL All-Rookie Team.

Personal: "Jumbo" lists these favorites: The Tragically Hip (musicians); "The Last Samurai" (movie); "Lost" (television show); Val Kilmer (actor); Los Angeles Kings (NHL team while growing up); New York City (NHL road city); New York Yankees (professional sports team); Forbes Mill (Bay Area restaurant); Thailand (vacation spot); sjsharks.com (web site); steak (food); "Gears of War" (video game); Christmas (holiday); tennis great Pete Sampras (pro athlete — "He was gracious and had no ego")...owns two cats (Lenny and Indy)...lists golf as a hobby...first job was as a paper boy...Pat LaFontaine is his hockey idol...memorable Sharks/NHL moment was beating Calgary in Game 7 of the 2008 Western Conference Quarterfinals...does charity work with ALS...hates rude people...lists his hidden talent as being really good at "Tiger Woods PGA Tour" (the video game)...would've liked to have met Alexander The Great ("He was the youngest ruler of the world")...older cousin, Scott, played for the Sharks from 2000-06...has two figurines (one with Boston and San Jose) in the McFarlane Sports Picks NHL hockey series...started skating at four and playing hockey at six...wears the CCM U+ series skates (size 10.5)...oldest piece of protective equipment he still wears is his 13-year-old shoulder pads.



CAREER STATISTICS								PLAYOFFS					
Season	Club	League	GP	G	A	PTS	PIM	GP	G	A	PTS	PIM	
1995-96	Sault Ste. Marie	OHL	66	30	46	76	51	4	1	1	2	11	
1996-97	Sault Ste. Marie	OHL	59	41	81	122	123	11	11	8	19	24	
1997-98	Boston	NHL	55	3	4	7	19	6	0	0	0	9	
1998-99	Boston	NHL	81	16	25	41	69	11	3	6	9	4	
1999-00	Boston	NHL	81	23	37	60	82	-	-	-	-	-	
2000-01	Boston	NHL	72	37	34	71	107	-	-	-	-	-	
2001-02	Boston	NHL	66	22	46	68	127	6	2	4	6	10	
2002-03	Boston	NHL	77	36	65	101	109	5	1	2	3	4	
2003-04	Boston	NHL	77	23	50	73	98	7	0	0	0	14	
2004-05	Davos	Switz.	40	10	44	54	80	14	4	20	24	29	
2005-06	San Jose	NHL	58	20	72	92	55	11	2	7	9	12	
	Boston	NHL	33	9	24	33	6	-	-	-	-	-	
2006-07	San Jose	NHL	82	22	92	114	44	11	1	10	11	10	
2007-08	San Jose	NHL	82	29	67	96	59	13	2	8	10	2	
2008-09	San Jose	NHL	82	25	61	86	56	6	1	4	5	5	
	Sharks Totals		304	96	292	388	214	41	6	29	35	29	
	NHL Totals		836	265	577	842	831	76	12	41	53	70	
Selected in the first round (1st overall) by Boston in the 1997 NHL Entry Draft. Acquired by San Jose from Boston in exchange for Wayne Primeau, Brad Stuart and Marco Sturm on Nov. 30, 2005.													

MARC-EDOUARD VLASIC

Shoots: Left Height/Weight: 6-foot-1, 200 pounds
 Born: 3/30/87 in Montreal, Quebec
 Hometown: Montreal, Quebec

Selected by San Jose in the 2005 NHL Entry Draft (2nd round, 35th overall).

44 DEFENSE

PLAYERS

2008-09: Set career highs in points, goals, assists and shots (104)...12 PIM on April 5 at Anaheim was a single game career high and included his first career 10-minute misconduct...Fourth amongst team defensemen in points...Second on team in time on ice per game (23:54 — career high)...Led team in blocked shots (122)...Has played in 201 consecutive games and has only missed one game in his three-year career...Set a career high with three points (assists) vs. Columbus on Dec. 4...Scored a goal and registered a career-high plus-4 on Oct. 14 vs. Columbus...Played 25:40 in the second night of a back-to-back on Oct. 12 at Los Angeles...Posted two primary assists, including on the game-winning goal, on Oct. 11 vs. Los Angeles...**Playoffs:** Had an assist in Game 3 of the WCQF at Anaheim on April 21...**World Championships:** Appeared in five games and won a silver medal for Team Canada.

Career 2007-08: Third on San Jose in blocked shots (85) and in average ice time (21:36)...Snapped a 69-game goal-less streak with his first on Feb. 2 vs. Chicago...Posted two assists in one AHL (Worcester) game Jan. 26 at Springfield...**Playoffs:** Had primary assist on Pavelski's game-winner in Game 2 of the WCQF vs. Calgary on April 10...**2006-07:** Named to the NHL All-Rookie Team with Matt Carle — just the second pair of defensive teammates in NHL history to be named to the squad in the same season joining Detroit's Niklas Lidstrom and Vladimir Konstantinov (1991-92)...PlayStation "Sharks Rookie of the Year" as voted by the Bay Area media...Youngest defenseman to play in the NHL...Led League rookies in shorthanded time on ice per game (3:18) and in ice time per game (22:11), averaging 1:39 per game more than any other rookie that played in 10-plus games...Second among all NHL rookies in blocked shots (134)... T-2nd among rookie defensemen in points and T-2nd in assists...Second on team in average ice time (22:11)...Became the youngest defenseman to make the Sharks out of camp since Brad Stuart in 1999...**Playoffs:** Earned first point (assist) in his first game (Game 1 of WCQF at Nashville on April 11)...**2005-06:** Alternate captain was second on Quebec (QMJHL) in scoring among defensemen, eighth overall and fourth in the league among blueliners...Third on the squad with a plus-41...Among the final 34 players in camp for

NHL CAREER HIGHLIGHTS

First NHL game — Oct. 5, 2006 vs. St. Louis
First NHL goal — Nov. 22, 2006 vs. Los Angeles (Dan Cloutier)
First NHL assist — Oct. 23, 2006 at Columbus
Most points, game — 3, Dec. 4, 2008 vs. Columbus
Most goals, game — 1, 11 times, most recent, March 25, 2009 at Chicago
Most assists, game — 3, Dec. 4, 2008 vs. Columbus
Most consecutive games, point — 3, 3 times, most recent, Oct. 18, 2008 vs. Philadelphia thru Oct. 24, 2008 at Florida
Most consecutive games, goal — 1, 11 times, most recent, March 25, 2009 at Chicago
Most consecutive games, assist — 3, 3 times, most recent, Oct. 18, 2008 vs. Philadelphia thru Oct. 24, 2008 at Florida
Most consecutive games played — 201*, Jan. 15, 2007 vs. Colorado thru April 11, 2009 at Los Angeles
 * — streak intact entering 2008-09 season
Best plus/minus — +4, Oct. 14, 2008 vs. Columbus
200th NHL Game — Dec. 31, 2008 at Minnesota
NHL All-Rookie Team — 2006-07
PlayStation "Sharks Rookie of the Year" — 2006-07
World Championships — Canada (2009)

Team Canada for the 2006 IIHF World Jr. Tourney...**Playoffs:** Led QMJHL in points among defensemen and was fifth overall...Second in the QMJHL and was first among defensemen in assists...His three game-winning goals were T-2nd in the league...Finished T-3rd in scoring among defensemen at the Memorial Cup with three assists in four games...Assisted on two goals in the Memorial Cup Championship, including the game-winning goal...Led all players at the Memorial Cup with a plus-7...**2004-05:** T-18th among league defensemen in points...13th among league defensemen in assists...Second among league defensemen and fifth overall in the league in plus/minus (plus-39)...**2003-04:** Tied for 18th among league defensemen in plus/minus (plus-6)...Fifth among team defensemen in points.

Personal: "Pickles" lists as his favorites: Linkin Park and Jay-Z (musicians); "The Rock" and "Air Force One" (movies); "King of Queens" and "24" (television shows); John Travolta and Jennifer Aniston (actor/actress); Detroit Red Wings (NHL team while growing up); Chicago (NHL road city); Forbes Mill (San Jose



CAREER VS. NHL

	GP	G	A	PTS	PIM
ANA	22	0	4	4	22
ATL	2	0	0	0	2
BOS	2	0	1	1	0
BUF	2	0	1	1	2
CGY	12	0	1	1	0
CAR	2	1	0	1	0
CHI	12	2	4	6	0
COL	12	0	4	4	6
CBJ	12	1	6	7	2
DAL	22	0	3	3	4
DET	12	0	5	5	4
EDM	12	0	4	4	2
FLA	2	0	1	1	0
LA	22	2	11	13	2
MIN	12	0	3	3	8
MTL	2	0	0	0	0
NSH	12	1	2	3	8
NJ	3	0	1	1	0
NYI	3	0	0	0	0
NYR	3	0	0	0	0
OTT	2	0	1	1	0
PHI	4	0	5	5	0
PHO	21	2	4	6	14
PIT	4	0	0	0	0
SJ	-	-	-	-	-
STL	12	0	0	0	6
TB	3	0	2	2	2
TOR	2	1	0	1	0
VAN	12	0	1	1	0
WAS	2	1	1	2	0
TOTALS	245	11	65	76	84

area restaurant); Mexico (vacation spot); google.com (web site — “You can do anything on it”); steak (food); “Guitar Hero” (video game); Christmas (holiday); Roger Federer (professional athlete)... owns two dogs (Kelly and Macy)...likes to go to the movies and play with the dogs when he’s at home... first job: hockey referee...hockey idol is Pavel Bure... memorable NHL moment: first game...puts his left side on first...hates slow people in the fast lane... would’ve liked to have met Michael Jackson (“He’s the ‘King of Pop’”)...speaks English and French... started skating when he was four and playing hockey when he was five. ..wears Bauer Vapor XXXX in a size 11.5...oldest piece of protective equipment he uses is his elbow pads.



PLAYERS

CAREER STATISTICS

Season	Club	League	GP	G	A	PTS	PIM
2003-04	Quebec	QMJHL	41	1	9	10	4
2004-05	Quebec	QMJHL	70	5	25	30	33
2005-06	Quebec	QMJHL	66	16	57	73	57
2006-07	San Jose	NHL	81	3	23	26	18
2007-08	San Jose	NHL	82	2	12	14	24
	Worcester	AHL	1	0	2	2	0
2008-09	San Jose	NHL	82	6	30	36	42
	Canada	World Ch.	5	0	0	0	2
	Sharks/NHL Totals		245	11	65	76	84

PLAYOFFS

GP	G	A	PTS	PIM
5	0	1	1	0
13	2	7	9	2
23	5	24	29	10
11	0	1	1	2
13	0	1	1	0
-	-	-	-	-
6	0	1	1	0
-	-	-	-	-
30	0	3	3	2

Selected by San Jose in the 2005 NHL Entry Draft (2nd round, 35th overall).



JOE CALLAHAN DEFENSE

Shoots: Right 6-foot-3, 210 pounds

Born: 12/20/82 in Brockton, Massachusetts

Hometown: Brockton, Massachusetts

Signed by San Jose as a free agent on July 16, 2009.

2008-09: Recalled by the Islanders seven times during the season...Made NHL debut on Dec. 9 at Philadelphia...Recorded first career point (assist) on March 2 vs. Colorado...Posted second career assist and was a career-high plus-3 on March 7 vs.

New Jersey...Also played with Bridgeport (AHL)...**Career 2007-08:** Finished third amongst Portland defensemen in points...**2006-07:** Third among San Antonio (AHL) defensemen in points and assists...**2005-06:** Did not miss a game with San Antonio and set a career high in penalty minutes...Played his first full year as a professional with Utah (AHL)...**2003-04:** Led Yale defensemen in points and received AI-ECAC honorable mention.

CAREER STATISTICS

Season	Club	League	GP	G	A	PTS	PIM	GP	G	A	PTS	PIM
2001-02	Yale	HE	31	3	8	11	20	-	-	-	-	-
2002-03	Yale	HE	32	2	11	13	38	-	-	-	-	-
2003-04	Yale	HE	31	6	14	20	38	-	-	-	-	-
	Springfield	AHL	13	0	4	4	12	-	-	-	-	-
2004-05	Utah	AHL	75	4	7	11	66	-	-	-	-	-
2005-06	San Antonio	AHL	80	1	5	6	88	-	-	-	-	-
2006-07	San Antonio	AHL	78	1	13	14	65	-	-	-	-	-
2007-08	Portland	AHL	65	1	23	24	59	18	1	11	12	25
2008-09	Bridgeport	AHL	56	4	9	13	38	5	1	2	3	4
	New York Islanders	NHL	18	0	2	2	4	-	-	-	-	-
	NHL Totals		18	0	2	2	4	-	-	-	-	-

Selected by Phoenix in the 2002 NHL Entry Draft (3rd round, 70th overall). Signed as a free agent by Anaheim on July 12, 2007. Signed as a free agent by the New York Islanders on July 8, 2008. **Signed as a free agent by San Jose on July 16, 2009.**



LOGAN COUTURE (Cuh-CHURE) CENTER

Shoots: Left 6-foot-1, 195 pounds

Born: 3/28/89 in Guelph, Ontario

Hometown: London, Ontario

Selected by San Jose in the 2007 NHL Entry Draft (1st round, 9th overall).

2008-09: Did not record a point in four games with Worcester (AHL)...Recorded a fighting major in this first professional game on April 3 at Albany...**AHL Playoffs:** Fourth on Worcester in plus/minus (plus-5)...**OHL:** Set career highs in goals (T-6th in OHL) and points (ninth in OHL)...T-15th in the league in assists, T-15th in power play assists (21) and T-5th in first goals (eight)...Named the Boston Pizza OHL Player of the Week for the week ending March 15...Member of the Eastern Conference All-Star Team...Voted for third "Best Defensive Forward" in OHL Coaches Poll...**OHL Playoffs:** Ranked second on team in points and assists...**Career 2007-08:** Attended Team Canada's National Junior Championship Development Camp...Voted among the top three in smartest player (second overall), best playmaker (second) and best stick-handler (third) among OHL Eastern Conference skaters in the annual OHL Coaches Poll...Tied for first on team in points and second in plus/minus (plus-9)...**Playoffs:** Three points in four games...**2006-07:** Second on team in points, goals and power play goals (10)...Posted three points (goal and two assists) for the Eastern Conference All-Stars...Played in the 2007 CHL/NHL Home Hardware Top Prospects Game...**Playoffs:** Led team in points and assists...World U-18: T-7th on team with four points in six games...**2005-06:** Named to the OHL Second All-Rookie Team...Second in voting behind John Tavares for OHL Rookie of the Year...Among OHL rookies, points (third), assists (second) and goals (T-4th)...Second on team in power play goals (12)...Ottawa's Rookie of the Year and Most Sportsmanlike Player...Participated in the 2006 ADT Canada Russia Challenge...World U-17: Tied for second on the team in goals and tied for third in points.

CAREER STATISTICS

Season	Club	League	GP	G	A	PTS	PIM	GP	G	A	PTS	PIM
2005-06	Ottawa	OHL	65	25	39	64	52	6	3	4	7	0
	Ontario	World U-17	5	5	3	8	2	-	-	-	-	-
2006-07	Ottawa	OHL	54	26	52	78	24	5	1	7	8	4
	Canada	World U-18	6	2	2	4	2	-	-	-	-	-
2007-08	Ottawa	OHL	51	21	37	58	37	4	2	1	3	0
2008-09	Worcester	AHL	4	0	0	0	7	12	2	1	3	11
	Ottawa	OHL	62	39	48	87	46	7	3	7	10	6

Selected by San Jose in the 2007 NHL Entry Draft (1st round, 9th overall).



DAN DASILVA RIGHT WING

Shoots: Right 6-foot-1, 195 pounds

Born: 4/30/85 in Saskatoon, Saskatchewan

Hometown: Saskatoon, Saskatchewan

Signed by Worcester (AHL) as a free agent on Oct. 15, 2008.

2008-09: Fourth on Worcester (AHL) in plus-minus (plus-9)...Seventh on Phoenix (ECHL) in points in just 36 games...**Playoffs:** Tied for second on Worcester in points...Posted a five-game point streak from April 22–May 6...**Career 2007-08:** Had 23 points in 54 points for Lake Erie (AHL)...**2006-07:** Split season between Albany (AHL) and Arizona (ECHL)...**2005-06:** Split season between Lowell (AHL) and San Diego (ECHL)...**2004-05:** Set WHL career highs in assists, points and PIM.

CAREER STATISTICS

Season	Club	League	GP					PLAYOFFS				
			GP	G	A	PTS	PIM	GP	G	A	PTS	PIM
2002-03	Portland	WHL	64	9	13	22	81	7	0	4	4	16
2003-04	Portland	WHL	65	36	20	56	120	5	0	1	1	6
2004-05	Portland	WHL	71	31	42	73	127	5	1	1	2	6
2005-06	Lowell	AHL	25	3	2	5	27	-	-	-	-	-
	San Diego	ECHL	4	5	3	8	2	-	-	-	-	-
2006-07	Albany	AHL	43	11	8	19	33	-	-	-	-	-
	Arizona	ECHL	14	9	13	22	10	-	-	-	-	-
2007-08	Lake Erie	AHL	54	9	14	23	50	-	-	-	-	-
2008-09	Phoenix	ECHL	36	9	12	21	40	-	-	-	-	-
	Worcester	AHL	26	6	7	13	27	12	3	7	10	6

Signed as a free agent by Colorado on Oct. 11, 2005. Signed by Worcester (AHL) on Oct. 15, 2008. Re-signed by Worcester on July 20, 2009.



JASON DEMERS DEFENSE

Shoots: Right 6-foot-1, 195 pounds

Born: 4/30/85 in Dorval, Quebec

Selected by San Jose in the 2008 NHL Entry Draft (7th round, 186th overall).

2008-09: Led Worcester in plus/minus (plus-15)...Second amongst team defensemen in points...Scored first professional goal on Dec. 7 vs. Portland...Recorded two-thirds of a "Gordie Howe Hat Trick" in his professional debut with an assist and a fighting major (11 PIM) at Lowell on Oct. 11...**Playoffs:** Second amongst team defensemen in points...Posted back-to-back two assist performances from April 25–28...**Career 2007-08:** Led league defensemen in points (second on team) and assists (led team)...Fourth on team in PIM...Participated in San Jose's development camp as a tryout before the season...**2006-07:** Second among defensemen on Victoriaville (QMJHL) in points...Recorded five goals and 19 assists in 69 games...**2005-06:** Began the season with Moncton before getting traded to Victoriaville...Posted 19 points in 54 games between the two teams...**2004-05:** Made QMJHL debut with Moncton.

CAREER STATISTICS

Season	Club	League	GP					PLAYOFFS				
			GP	G	A	PTS	PIM	GP	G	A	PTS	PIM
2004-05	Moncton	QMJHL	25	0	1	1	10	-	-	-	-	-
2005-06	Victoriaville	QMJHL	33	2	13	15	58	5	0	2	2	10
	Moncton	QMJHL	21	1	3	4	15	-	-	-	-	-
2006-07	Victoriaville	QMJHL	69	5	19	24	98	6	0	0	0	2
2007-08	Victoriaville	QMJHL	67	9	55	64	91	6	1	5	6	6
2008-09	Worcester	AHL	78	2	31	33	54	12	0	4	4	6

Selected by San Jose in the 2008 NHL Entry Draft (7th round, 186th overall).



ANDREW DESJARDINS

CENTER

Shoots: Right 6-foot, 200 pounds

Born: 7/27/86 in Lively, Ontario

Hometown: Lively, Ontario

Signed by Worcester (AHL) on July 20, 2009.

2008-09: A plus-4 in 74 games for Worcester (AHL)...Established a career high with three assists on Jan. 2 vs. Norfolk...Scored first AHL goal on Nov. 7 at Hartford...

Appeared in five games for Phoenix (ECHL)...**Playoffs:** Fifth on Worcester in points and tied for the team lead in goals and plus/minus (plus-7)...Scored the first playoff shorthanded goal in team history vs. Providence on May 13...**Career 2007-08:** Had a 20-goal season for Laredo (CHL)...**2006-07:** Played junior hockey for Sault Ste. Marie (OHL) and his points was a junior career high...**2005-06:** Five points in four playoff games for Sault Ste. Marie...**2004-05:** Recorded a junior career-high 17 goals for Sault Ste. Marie.

CAREER STATISTICS

PLAYOFFS

Season	Club	League	GP	G	A	PTS	PIM	GP	G	A	PTS	PIM
2003-04	Sault Ste. Marie	OHL	55	3	6	9	41	-	-	-	-	-
2004-05	Sault Ste. Marie	OHL	68	17	17	34	49	7	0	0	0	2
2005-06	Sault Ste. Marie	OHL	66	12	16	28	78	4	2	3	5	10
2006-07	Sault Ste. Marie	OHL	65	16	26	42	96	13	2	5	7	18
2007-08	Laredo	CHL	64	22	37	59	112	11	2	4	6	21
2008-09	Worcester	AHL	74	8	14	22	99	12	4	2	6	13
	Phoenix	ECHL	5	2	0	2	6	-	-	-	-	-

Signed by Worcester (AHL) on July 20, 2009.



BENN FERRIERO

(FAIR-E-00) CENTER

Shoots: Right 5-foot-11, 185 pounds

Born: 4/29/87 in Boston, Massachusetts

Signed by San Jose as a free agent on Sept. 1, 2009.

2008-09: Third on Boston College in points, PIM and second in shots (123)...The 2008-09 recipient of the Pike's Peak Hockey Club Scholarship...**Career 2007-08:** Earned All-Tournament Team honors at the Hockey East Tournament after he notched six points

— four goals, including three in game-winning fashion, and two assists — in four playoff victories...Tallied a career-high five points (two goals and three assists) in a 7-2 win at Harvard on Dec. 12...**2006-07:** Earned the program's William J. Flynn Coaches Award...Captured Hockey East All-Tournament accolades...Finished the season with a plus-19...Earned Hockey East Player of the Week honors on Jan. 13...**2005-06:** Earned Hockey East All-Rookie Team honors...Shared the program's Bernie Burke Outstanding Freshman Award with Brett Motherwell...Twice earned Hockey East Rookie of the Week honors — Dec. 12 and Jan. 9...International: Member of the U.S. National Under-18 Team that captured the gold medal at the 2005 IIHF World Under-18 Championship. Registered one goal and three assists in six tournament games...Played on the U.S. Under-18 Select Team that finished fourth at the Under-18 Junior World Cup and on the U.S. Under-17 Select Team that won the championship at the 2003 Under-17 Five Nations Cup.

CAREER STATISTICS

PLAYOFFS

Season	Club	League	GP	G	A	PTS	PIM	GP	G	A	PTS	PIM
2005-06	Boston College	HE	42	16	9	25	36	-	-	-	-	-
	United States	U-18	6	1	3	4	4	-	-	-	-	-
2006-07	Boston College	HE	42	23	23	46	43	-	-	-	-	-
2007-08	Boston College	HE	44	17	25	42	71	-	-	-	-	-
2008-09	Boston College	HE	37	8	18	26	44	-	-	-	-	-

Selected by Phoenix in the 2006 NHL Entry Draft (7th round, 196th overall). Signed by San Jose as a free agent on Sept. 1, 2009.



DANNY GROULX

DEFENSE

Shoots: Left 6-foot, 205 pounds

Born: 6/23/81 in LaSalle, Quebec

Hometown: LaSalle, Quebec

Signed by San Jose as a free agent on July 16, 2009.

2008-09: Led Rockford (AHL) in plus/minus (plus-18)...Has never been a minus player in his six AHL seasons...**Career 2007-08:** Finished season with a plus/minus rating of plus-11...Scored his 100th career point on April 2 vs. Chicago...**Playoffs:** Notched two power play goals in six Calder Cup postseason games with Manitoba...**2006-07:** A member of the 2007 Calder Cup Champion Hamilton Bulldogs...Scored a professional career-high six postseason goals...Fourth amongst team defensemen in regular season assists...**2005-06:** Finished fourth among team defensemen in points...**2004-05:** Started the season with Grand Rapids and was loaned to Manitoba...2003-04: Tied for second among team defensemen in points...Led team in plus/minus (plus-20)...**2002-03:** Made professional debut with Grand Rapids (AHL)...**Juniors:** Scored a junior career best 112 points, including 83 assists, in 68 games with the Victoriaville Tigers (QMJHL) during his final season in juniors (2001-02)...QMJHL All-Star in both 2001 and 2002...Named the Memorial Cup MVP, QMJHL Playoff MVP, Emile "Butch" Bouchard Trophy (QMJHL best D-man) and was named to the CHL First All-Star Team and Memorial Cup All-Star Team.

CAREER STATISTICS

PLAYOFFS

Season	Club	League	GP	G	A	PTS	PIM	GP	G	A	PTS	PIM
1997-98	Val d'Or	QMJHL	63	4	16	20	61	19	1	4	5	18
1998-99	Val d'Or	QMJHL	36	3	26	29	55	-	-	-	-	-
	Acadie-Bathurst	QMJHL	36	2	15	17	51	18	0	2	2	6
1999-00	Victoriaville	QMJHL	66	12	55	67	131	6	0	4	4	14
2000-01	Victoriaville	QMJHL	72	16	71	87	164	13	2	19	21	46
2001-02	Victoriaville	QMJHL	68	29	83	112	165	22	9	30	39	68
2002-03	Grand Rapids	AHL	71	3	7	10	52	7	0	1	1	7
2003-04	Grand Rapids	AHL	79	8	13	21	93	3	0	0	0	0
2004-05	Grand Rapids	AHL	53	1	11	12	90	-	-	-	-	-
	Manitoba	AHL	16	2	5	7	16	13	1	3	4	14
2005-06	Kassel	DEL	51	2	11	13	93	-	-	-	-	-
2006-07	Hamilton	AHL	58	0	16	16	62	22	6	6	12	14
2007-08	Manitoba	AHL	58	4	20	24	32	6	2	1	3	12
2008-09	Rockford	AHL	80	6	34	40	58	4	0	2	2	2

Signed by Detroit as a free agent on Aug. 12, 2002. Signed by Kassel (DEL) as a free agent on Aug. 25, 2005. Signed by Montreal on Sept. 27, 2006. Signed by Rockford (AHL) on Sept. 5, 2008. **Signed by San Jose as a free agent on July 16, 2009.**



DWIGHT HELMINEN

CENTER

Shoots: Left 5-foot-10, 190 pounds

Born: 6/22/83 in Hancock, Michigan

Signed by San Jose as a free agent on July 16, 2009.

2008-09: Returned to North America and made his NHL debut with Carolina on Oct. 28 at Montreal...Scored his first NHL goal (Curtis Joseph) and assist, including a plus-3 plus/minus rating, in being named No. 1 star on Nov. 2 vs. Toronto...Also played with Albany (AHL)...**Career 2007-08:** Ranked third on JYP Jyväskylä of Finland's SM-Liiga in points and tied for second in goals...Tied for second on the team in scoring during the playoffs, tallying three goals and three assists in six postseason contests...**2006-07:** Second on Hartford (AHL) in shorthanded goals (three)...**2005-06:** T-1st among Hartford skaters in plus/minus (plus-23) and fourth on the team with an AHL career-high 32 goals...**2004-05:** In his first season as a professional, he split time between Hartford (AHL) and Charlotte (ECHL)...**Collegiate:** Played three seasons at the University of Michigan, totaling 80 points in 119 games...Received the Howard Colby Award in 2003 as the player who exhibited the best sportsmanship...Also named to the 2003 CCHA Super Six All-Tournament team...Part of the U.S. National Team Development Program before attending Michigan and represented the United States at the 2002 and 2003 World Junior Championships.



DWIGHT HELMINEN

CENTER (CONTINUED)

CAREER STATISTICS

PLAYOFFS

Season	Club	League	GP	G	A	PTS	PIM	GP	G	A	PTS	PIM
1999-00	U.S. National U-18	NAHL	30	7	10	17	8	-	-	-	-	-
	U.S. Jr. National	USHL	30	5	7	12	10	-	-	-	-	-
2000-01	U.S. National U-18	NAHL	1	0	1	1	2	-	-	-	-	-
	U.S. Jr. National	USHL	24	12	7	19	8	-	-	-	-	-
2001-02	U. of Michigan	NCAA	39	10	8	18	10	-	-	-	-	-
2002-03	U. of Michigan	NCAA	39	17	16	33	34	-	-	-	-	-
2003-04	U. of Michigan	NCAA	41	17	12	29	4	-	-	-	-	-
2004-05	Hartford	AHL	41	2	7	9	10	-	-	-	-	-
	Charlotte	ECHL	28	5	16	21	10	15	7	3	10	2
2005-06	Hartford	AHL	77	32	23	55	40	13	3	5	8	10
2006-07	Hartford	AHL	80	15	24	39	32	7	1	1	2	2
2007-08	JyP HT Jyväskylä	FNL	52	20	25	45	10	-	-	-	-	-
2008-09	Albany	AHL	54	15	15	30	26	-	-	-	-	-
	Carolina	NHL	23	1	1	2	0	1	0	0	0	0
	NHL Totals		23	1	1	2	0	1	0	0	0	0

Selected by Edmonton in the 2002 NHL Entry Draft (8th round, 244th overall). Acquired by the New York Rangers along with Stephen Valiquette and a second round selection in the 2004 NHL Entry Draft in exchange for Petr Nedved and Jussi Markkanen on March 3, 2004. Signed as a free agent by Jyväskylä on July 7, 2007. Signed as a free agent by Carolina on July 3, 2008. **Signed by San Jose as a free agent on July 16, 2009.**



KEVIN HENDERSON

LEFT WING

Shoots: Left 6-foot-3, 205 pounds

Born: 12/3/86 in Toronto, Ontario

Hometown: Toronto, Ontario

Signed by San Jose as a free agent on April 22, 2009.

2008-09: T-5th in the CIS and led New Brunswick in points...Won the team's "Most Improved Player" Award...Voted as an Atlantic Conference First Team All-Star...Received Honorable Mention as a CIS All-Canadian...Won the National Championship...

Career 2007-08: First season with New Brunswick...**2006-07:** T-1st on Kitchener in goals and seventh in points...Fourth on the team in playoff points...**2005-06:** Played in 63 games with Kitchener.


CAREER STATISTICS

PLAYOFFS

Season	Club	League	GP	G	A	PTS	PIM	GP	G	A	PTS	PIM
2002-03	Thornhill	OPJHL	5	2	1	3	4	-	-	-	-	-
2003-04	Thornhill	OPJHL	47	11	23	34	44	-	-	-	-	-
2004-05	Kitchener	OHL	47	5	8	13	46	15	0	3	3	8
	Thornhill	OPJHL	11	5	9	14	33	-	-	-	-	-
2005-06	Kitchener	OHL	63	6	11	17	66	2	1	0	1	0
2006-07	Kitchener	OHL	56	33	15	48	69	9	4	6	10	13
2007-08	U. of New Brunswick	CIS	27	5	10	15	22	-	-	-	-	-
2008-09	U. of New Brunswick	CIS	28	19	31	50	28	-	-	-	-	-

Signed by San Jose as a free agent on April 22, 2009.





MATT JONES RIGHT WING

Shoots: Left 6-foot-4, 210 pounds

Born: 1/13/86 in Kentwood, Michigan

Hometown: Kentwood, Michigan

Signed by San Jose as a free agent on March 28, 2008.

2008-09: Split season between Worcester (AHL) and Phoenix (ECHL)...**Career 2007-08:** Scored first professional goal at Lowell on March 29...Signed to an ATO on March 28 and made his debut at Hartford...Just the sixth Merrimack player in school history to leave the program early for a NHL contract...Led Merrimack in goals and shots (124) and was second in points and four power play goals...Scored the first goal of the game a team-high six times and was the Warriors lone representative on the Hockey East All-Conference team, earning an honorable mention...**2006-07:** Second on team in goals and tied for fourth in points...Led team in PIM.

CAREER STATISTICS

Season	Club	League	GP	G	A	PTS	PIM	GP	G	A	PTS	PIM
2003-04	Green Bay	USHL	45	7	5	12	32	-	-	-	-	-
2004-05	Soo Indians	NAHL	55	17	20	37	35	-	-	-	-	-
2005-06	Sioux City	USHL	51	11	8	19	71	-	-	-	-	-
2006-07	Merrimack College	NCAA	32	4	2	6	70	-	-	-	-	-
2007-08	Merrimack College	NCAA	34	15	7	22	60	-	-	-	-	-
	Worcester	AHL	7	2	1	3	8	-	-	-	-	-
2008-09	Worcester	AHL	46	2	6	8	19	-	-	-	-	-
	Phoenix	ECHL	2	0	0	0	2	-	-	-	-	-

Signed by San Jose as a free agent on March 28, 2008.



DEREK JOSLIN DEFENSE

Shoots: Left 6-foot-1, 210 pounds

Born: 3/17/87 in Richmond, Ontario

Hometown: Richmond, Ontario

Selected by San Jose in the 2005 NHL Entry Draft (5th round, 149th overall).

2008-09: Made his NHL debut with San Jose on Jan. 3 vs. the Islanders and had two penalty minutes in 12:33...Third amongst Worcester (AHL) defensemen in points...Set the franchise record for goals by a defenseman, which was T-7th in the AHL...Appeared in the AHL All-Star Game for the Canadian Team and did not record a point...Won the Hardest Shot Contest (98.6 mph) and finished second to teammate Ryan Vesci in the Puck Control Relay at the AHL Skills Competition...**Playoffs:** Recorded two assists and eight penalty minutes in 12 games...**Career 2007-08:** Third among rookie defensemen in points and tied for second in goals...Tied for fifth among AHL defensemen in power play goals (eight)...Fourth on team in game-winning goals (three)...Third on team, first among defensemen, in power play points (21)...One of only two players for Worcester to play all 80 games along with Brennan Evans...Recorded first professional goal with a power play, game-winner at Manchester on Nov. 23...Registered first professional points (two assists) on Nov. 7 at Bridgeport...**2006-07:** Third on team in assists, fifth in points and tied for 16th among OHL defenseman scoring leaders...Named to the OHL Eastern Conference All-Star Team, registering an assist and plus-5 rating in the game...**Playoffs:** Led Ottawa defensemen and was third overall in scoring...**2005-06:** Led Ottawa in scoring among defensemen, sixth overall...Ranked 14th in the OHL in scoring among defensemen...Selected as a member of Team OHL, which competed against Team Russia...**Playoffs:** Finished tied for 14th in the league in points among defensemen...**Playoffs:** Posted six points (a goal and five assists) in six games...**2004-05:** Second among team defensemen, 18th among league rookies and 21st among all league defensemen in scoring...Led Ottawa and tied for 14th in the league with a plus-26 plus/minus...**2003-04:** One of 16 rookies with the 67s...Spent most of the year with the Aurora Tigers (OHA).

CAREER STATISTICS

Season	Club	League	GP	G	A	PTS	PIM	GP	G	A	PTS	PIM
2003-04	Ottawa	OHL	7	0	0	0	4	-	-	-	-	-
2004-05	Ottawa	OHL	68	6	24	30	44	21	0	3	3	24
2005-06	Ottawa	OHL	68	11	37	48	40	6	1	5	6	10
	Cleveland	AHL	2	0	0	0	0	-	-	-	-	-
2006-07	Ottawa	OHL	68	11	38	49	66	5	1	4	5	4
	Worcester	AHL	3	0	0	0	0	4	0	0	0	2
2007-08	Worcester	AHL	80	10	24	34	44	-	-	-	-	-
2008-09	San Jose	NHL	12	0	0	0	6	-	-	-	-	-
	Worcester	AHL	63	11	19	30	40	12	0	2	2	8
	Sharks/NHL Totals		12	0	0	0	6	-	-	-	-	-

Selected by San Jose in the 2005 NHL Entry Draft (5th round, 149th overall).

**HENRIK KARLSSON****GOALTENDER**

Catches: Left 6-foot-6, 215 pounds

Born: 11/27/83 in Stockholm, Sweden

Signed by San Jose as a free agent on Aug. 12, 2009.

2008-09: His .928 save percentage was second amongst SEL players with seven games played or more...His 2.49 goals-against average was seventh amongst SEL goalies with at least seven games played...Played in seven games with Sodertalje and split the rest between Malmö and Sodertalje's second division team...**Career:** Spent

time with various leagues in Sweden.

CAREER STATISTICS**PLAYOFFS**

Season	Club	League	GP	W	L	T	MINS	GA	SO	GAA	GP	W	L	MINS	GA	SO	AVG
2000-01	Hammarby U18	SWE-U18	2	-	-	-	120	7	0	3.50	-	-	-	-	-	-	-
	Hammarby Jr.	SWE-Jr.	13	-	-	-	706	56	0	4.76	-	-	-	-	-	-	-
2001-02	Hammarby Jr.	SWE-Jr.	23	-	-	-	1356	97	1	4.29	-	-	-	-	-	-	-
2002-03	Botkyrka	SWE-3	-	-	-	-	-	-	-	2.58	-	-	-	-	-	-	-
2003-04	Botkyrka	SWE-3	21	-	-	-	-	-	-	2.49	6	-	-	236	15	0	3.82
2004-05	Olofstrom	SWE-3	1	-	-	-	60	0	1	0.00	-	-	-	-	-	-	-
	Oskarshamn	SWE-2	11	-	-	-	613	25	1	2.45	2	-	-	109	7	0	3.87
2005-06	Oskarshamn	SWE-2	1	-	-	-	40	3	0	4.54	-	-	-	-	-	-	-
	Malmö/Bre	SWE-3	17	-	-	-	982	50	0	3.06	-	-	-	-	-	-	-
2006-07	Hammarby Jr.	SWE-Jr.	1	-	-	-	59	2	0	2.04	-	-	-	-	-	-	-
	Hammarby	SWE-2	35	-	-	-	1893	111	1	3.52	-	-	-	-	-	-	-
2007-08	Hammarby	SWE-2	29	-	-	-	1692	109	1	3.86	-	-	-	-	-	-	-
	Malmö	SWE-2	3	-	-	-	180	8	0	2.67	-	-	-	-	-	-	-
2008-09	Malmö	SWE-2	32	-	-	-	1888	77	4	2.45	-	-	-	-	-	-	-
	Sodertalje	SWE	7	-	-	-	410	17	0	2.49	-	-	-	-	-	-	-
	Sodertalje	SWE-Q	8	-	-	-	483	16	0	1.99	-	-	-	-	-	-	-

Signed by San Jose as a free agent on Aug. 12, 2009.

**LOUIS LIOTTI****DEFENSE**

Shoots: Right 6-foot-1, 200 pounds

Born: 5/25/85 in Westbury, New York

Hometown: Westbury, New York

Signed by Worcester (AHL) as a free agent on May 20, 2009.

2008-09: An alternate captain for Northeastern...Named Hockey East's Best Defensive Defenseman...Finished with a plus-11 plus/minus rating, including plus-8 in Hockey East games...Named Hockey East Player of the Week for the week ending Dec. 6...

Career 2007-08: Served as alternate captain...Finished with a plus-3 plus/minus rating...Named to the Badger Hockey Showdown All-Tournament team...**2006-07:** Finished the year with a team-best plus-12 plus/minus...**2005-06:** Only freshman to play in all 34 games...Third on team in penalty minutes...**2004-05:** Team captain for Western Conference Champion Sioux City (USHL)...**2003-04:** Played in 60 games for Sioux City.

CAREER STATISTICS**PLAYOFFS**

Season	Club	League	GP	G	A	PTS	PIM	GP	G	A	PTS	PIM
2003-04	Sioux City	USHL	60	1	13	14	36	7	1	4	5	0
2004-05	Sioux City	USHL	56	3	11	14	36	13	1	1	2	10
2005-06	Northeastern	HE	34	1	5	6	61	-	-	-	-	-
2006-07	Northeastern	HE	36	0	6	6	38	-	-	-	-	-
2007-08	Northeastern	HE	36	1	4	5	26	-	-	-	-	-
2008-09	Northeastern	HE	40	4	9	13	53	-	-	-	-	-

Signed by Worcester (AHL) as a free agent on May 20, 2009.



JOE LOPRIENO DEFENSE

Shoots: Right 6-foot-3, 220 pounds

Born: 10/8/86 in Bloomingdale, Illinois

Hometown: Bloomingdale, Illinois

Signed by San Jose as a free agent on March 30, 2009.

2008-09: One of Merrimack's captains, was second in PIM... **Career 2007-08:** Led Merrimack in PIM... Received Merrimack's Warrior Award, awarded to the player who shows perseverance, toughness and dedication... Named an alternate captain during the season... **2006-07:** Second on Merrimack in PIM... **2005-06:** Captain of his USHL team in Chicago.

CAREER STATISTICS

Season	Club	League	GP	G	A	PTS	PIM	GP	G	A	PTS	PIM
2004-05	Chicago	USHL	50	0	3	3	78	1	0	0	0	6
2005-06	Chicago	USHL	45	3	10	13	73	-	-	-	-	-
2006-07	Merrimack	HE	32	1	3	4	66	-	-	-	-	-
2007-08	Merrimack	HE	34	2	3	5	74	-	-	-	-	-
2008-09	Merrimack	HE	22	2	2	4	50	-	-	-	-	-

Signed by San Jose as a free agent on March 30, 2009.



BRANDON MASHINTER CENTER

Shoots: Left 6-foot-4, 225 pounds

Born: 9/20/88 in Bradford, Ontario

Hometown: Bradford, Ontario

Signed by San Jose as a free agent on March 3, 2009.

2008-09: Split the season between Kitchener and Belleville (both OHL)... T-9th in the OHL in power play goals (15) and T-19th in goals... Scored a hat trick Jan. 9 vs. Kingston... Had a 10-game point streak from Jan. 3-30 (13, seven goals and six assists)... Also had an eight-game point streak (11, six goals and five assists)... **Playoffs:** T-2nd on Belleville and 15th in the league in goals... Scored goals in four consecutive games from March 25-April 3... **Career 2007-08:** Fourth on team in penalty minutes... Appeared in all 20 playoff games... **2006-07:** Registered 15 points in 55 games for Sarnia... **2005-06:** Posted seven points as a rookie for Sarnia... Seventh on the team in PIM... **2004-05:** Made a brief appearance at the OHL level with nine games for Sarnia.

CAREER STATISTICS

Season	Club	League	GP	G	A	PTS	PIM	GP	G	A	PTS	PIM
2003-04	Thornhill	OPJHL	1	0	0	0	0	-	-	-	-	-
2004-05	Sarnia	OHL	8	0	0	0	9	-	-	-	-	-
	Thornhill	OPJHL	49	3	6	9	19	-	-	-	-	-
2005-06	Sarnia	OHL	65	6	1	7	65	-	-	-	-	-
2006-07	Sarnia	OHL	55	7	8	15	49	4	0	2	2	0
2007-08	Kitchener	OHL	62	10	10	20	84	20	2	2	4	16
2008-09	Kitchener	OHL	21	14	12	26	24	-	-	-	-	-
	Belleville	OHL	31	20	12	32	32	17	8	3	11	13

Signed by San Jose as a free agent on March 3, 2009.





JOHN MCCARTHY LEFT WING

Shoots: Left 6-foot-1, 190 pounds

Born: 8/9/86 in Boston, Massachusetts

Selected by San Jose in the 2006 NHL Entry Draft (7th round, 202nd overall).

2008-09: Co-captain of the National Champions...Set career highs in goals, assists and points...Finished sixth on the team in assists and eighth in points...Recipient of 2009 John B. Simpson Award, given to a BU senior on the basis of enthusiastic senior leadership...Named recipient of the Terriers "Unsung Hero" Award for the second time in his career...Signed an NHL contract with San Jose on May 1...**Career 2007-08:** Five of his seven points were within the conference...**2006-07:** Appeared in all 39 games...Scored one power play goal, the first of his collegiate career...**2005-06:** Scored four points in his freshman year at Boston University...**2004-05:** Tied for team lead in games played.

CAREER STATISTICS

PLAYOFFS

Season	Club	League	GP	G	A	PTS	PIM	GP	G	A	PTS	PIM
2004-05	Des Moines	USHL	60	8	10	18	32	-	-	-	-	-
2005-06	Boston University	HE	32	2	2	4	12	-	-	-	-	-
2006-07	Boston University	HE	39	2	3	5	18	-	-	-	-	-
2007-08	Boston University	HE	38	4	3	7	24	-	-	-	-	-
2008-09	Boston University	HE	45	6	23	29	24	-	-	-	-	-

Selected by San Jose in the 2006 NHL Entry Draft (7th round, 202nd overall).



FRAZER MCLAREN LEFT WING

Shoots: Left 6-foot-4, 235 pounds

Born: 10/29/87 in Winnipeg, Manitoba

Selected by San Jose in the 2007 NHL Entry Draft (7th round, 203rd overall).

2008-09: His 21 fighting majors were a Worcester franchise record and fourth amongst AHL rookies...Led Worcester in PIM and was fourth amongst league rookies...Scored first professional goal on Oct. 11 at Lowell...**Playoffs:** Led the team and AHL in PIM and had two fighting majors...T-6th on the team in points and was a plus-3...**Career 2007-08:** 12th in WHL with 164 PIM for Portland and Moose Jaw...Tied career high in goals and set career highs in points and assists...Began the season as Portland's captain and was acquired by Moose Jaw in November...Recorded first professional point (assist) on April 11 at Portland...Made professional debut on April 2 at Springfield...**2006-07:** Second on the team in goals and fourth in points...Led team and finished seventh in the WHL in PIM...Second on the team in power play goals (12)...Tied for team lead in shorthanded goals (two)...**2005-06:** Finished season with 21 fighting majors and finished eighth in the WHL in PIM...Seventh on the team in goals...**2004-05:** Sixth on the team in PIM...Posted two power play goals...**2003-04:** Selected to play for Team Western, a combined team of the best 16-year-olds from Manitoba and Saskatchewan, in the 2003-04 World "Under 17" Hockey Challenge in St. John's, Newfoundland...Posted four fighting majors with Portland.

CAREER STATISTICS

PLAYOFFS

Season	Club	League	GP	G	A	PTS	PIM	GP	G	A	PTS	PIM
2003-04	Portland	WHL	50	0	3	3	44	1	0	0	0	0
	West	World/17	5	0	1	1	12	-	-	-	-	-
2004-05	Portland	WHL	71	6	5	11	124	7	0	0	0	10
2005-06	Portland	WHL	70	12	6	18	194	12	0	2	2	27
2006-07	Portland	WHL	61	19	12	31	186	-	-	-	-	-
2007-08	Portland	WHL	18	4	3	7	45	-	-	-	-	-
	Moose Jaw	WHL	48	15	18	33	119	6	1	1	2	8
	Worcester	AHL	4	0	1	1	17	-	-	-	-	-
2008-09	Worcester	AHL	75	7	1	8	181	12	1	4	5	50

Selected by San Jose in the 2007 NHL Entry Draft (7th round, 203rd overall).



MIKE MOORE DEFENSE

Shoots: Right 6-foot-1, 200 pounds

Born: 12/12/84 in Calgary, Alberta

Hometown: Calgary, Alberta

Signed by San Jose as a free agent on April 8, 2008.

2008-09: Second on Worcester (AHL) in plus/minus (plus-14) and third in PIM...Voted Sharks Rookie of the Year by the local media...Finished with 10 fighting majors...Nominated as Sharks "Man of the Year" for his contributions to the Worcester community...Recalled to San Jose on Jan. 27 and dressed in warmups at Colorado. Did not appear in the game and was reassigned to Worcester on Jan. 29...Scored his first professional goal on Nov. 19 vs. Norfolk...Posted first professional assist on Nov. 7 at Hartford...**Playoffs:** Tied for team lead in plus/minus (plus-7)...**Career:** **2007-08:** Made his professional debut on April 11 at Portland, picking up 11 PIM...Signed by San Jose on April 8...The team captain of Princeton's first ECAC Championship team in 10 years...Helped lead team to the Ivy League Championship...Named the 2008 ECAC Hockey Defensive Defenseman of the Year and led Princeton defensemen in goals, assists and points...**2006-07:** Led team defensemen in scoring...An honorable mention All-Ivy selection...Led Princeton with a plus-9 plus/minus...One of 13 Tigers named to the ECAC All-Academic Team...**2005-06:** Named to the ECACHL All-Academic team...**2004-05:** Led team freshmen in scoring...Received Hobey Baker Trophy as the team's top freshman...Majored in mechanical and aerospace engineering.

CAREER STATISTICS

PLAYOFFS

Season	Club	League	GP	G	A	PTS	PIM	GP	G	A	PTS	PIM
2003-04	South Surrey	BCHL	52	6	21	27	148	10	0	2	2	6
2004-05	Princeton University	NCAA	25	3	7	10	22	-	-	-	-	-
2005-06	Princeton University	NCAA	30	0	4	4	42	-	-	-	-	-
2006-07	Princeton University	NCAA	32	4	10	14	50	-	-	-	-	-
2007-08	Princeton University	NCAA	34	7	17	24	40	-	-	-	-	-
	Worcester	AHL	3	0	0	0	16	-	-	-	-	-
2008-09	Worcester	AHL	76	5	13	18	132	12	0	1	1	17

Signed by San Jose as a free agent on April 8, 2008.



NICK PETRECKI DEFENSE

Shoots: Left 6-foot-4, 220 pounds

Born: 7/11/89 in Schenectady, New York

Selected by San Jose in the 2007 NHL Entry Draft (1st round, 28th overall).

2008-09: Fifth on Boston College (Hockey East) in plus/minus (plus-3)...Led team in PIM...Tied for 14th on the team in assists...Signed to an NHL contract with San Jose on March 30...**Career** **2007-08:** Won the National Championship with Boston College...Invited to the 2008 USA Hockey National Junior Championship Development Camp...Led team in PIM...**2006-07:** Led team defensemen in points...T-4th among USHL defensemen and led team defensemen in goals...Led team, fourth in the league and second among league defensemen in PIM...Tied for third among league defense in game-winning goals (two)...Named USHL Player of the Week twice during the season: Jan. 2 and March 19...Named Second Team All-USHL...Represented West Division at the USHL All-Star Game...**2005-06:** Despite playing in just 53 games, finished second on the team in PIM.

CAREER STATISTICS

PLAYOFFS

Season	Club	League	GP	G	A	PTS	PIM	GP	G	A	PTS	PIM
2005-06	Omaha	USHL	53	0	3	3	110	5	0	0	0	0
2006-07	Omaha	USHL	54	11	14	25	177	5	0	0	0	10
2007-08	Boston College	HE	42	5	7	12	102	-	-	-	-	-
2008-09	Boston College	HE	35	0	7	7	161	-	-	-	-	-

Selected by San Jose in the 2007 NHL Entry Draft (1st round, 28th overall).



COREY QUIRK LEFT WING

Shoots: Left 5-foot-10, 180 pounds

Born: 7/3/86 in Brockton, Massachusetts

Hometown: Brockton, Massachusetts

Signed by Worcester (AHL) as a free agent on July 29, 2009.

2008-09: Signed an Amateur Tryout Contract (ATO) with Albany (AHL) following the season...Posted seven points in 11 games with Albany, including a two-goal game on April 5 at Bridgeport...Named to the Hockey East All-Academic Team for the second time in his career...Served as UMass-Amherst co-captain...Nominee for the Hobey Baker Award for the second consecutive season...Given the UMass Hockey Coaches Award for having exemplified dedication in the classroom as well as on-and-off the ice...**Career 2007-08:** Served as alternate captain...Finished the season second in team scoring...**2006-07:** Tied for the team lead in goals...Second on the team in assists and points...**2005-06:** Shared the team Rookie of the Year Award...Named to Hockey East All-Academic Team...**2004-05:** Earned Waterloo's (USHL) Rookie of the Year and Community Service Awards.

CAREER STATISTICS

PLAYOFFS

Season	Club	League	GP	G	A	PTS	PIM	GP	G	A	PTS	PIM
2004-05	Waterloo	USHL	59	14	26	40	28	5	0	0	0	0
2005-06	UMass-Amherst	HE	36	8	5	13	16	-	-	-	-	-
2006-07	UMass-Amherst	HE	39	13	18	31	22	-	-	-	-	-
2007-08	UMass-Amherst	HE	36	11	18	29	14	-	-	-	-	-
2008-09	UMass-Amherst	HE	39	11	19	30	24	-	-	-	-	-
	Albany	AHL	11	5	2	7	4	-	-	-	-	-

Signed an Amateur Tryout (ATO) with Albany (AHL) on March 21, 2009. Signed as a free agent by Worcester (AHL) on July 29, 2009.



DANIEL RAHIMI DEFENSE

Shoots: Left 6-foot-3, 220 pounds

Born: 4/28/87 in Umea, Sweden

Acquired by San Jose along with Patrick White from Vancouver in exchange for Christian Ehrhoff and Brad Lukowich on Aug. 28, 2009.

2008-09: Recorded a career-high plus-7...**Career 2007-08:** Split his first full professional season in North America between Manitoba (AHL) and Victoria (ECHL)...Had a career-high plus-3 plus/minus rating and a goal on Feb. 17 vs. Toronto...**2006-07:** Began the season in Sweden and was tied for the team lead in PIM...Gained his first North American experience playing in one regular season game and four playoff games with Manitoba...**2005-06:** Appeared in six games with Bjorkloven in Sweden.

CAREER STATISTICS

PLAYOFFS

Season	Club	League	GP	G	A	PTS	PIM	GP	G	A	PTS	PIM
2005-06	Bjorkloven IF	Swe-1	6	0	0	0	4	-	-	-	-	-
2006-07	Bjorkloven IF	Swe-1	33	0	2	2	104	-	-	-	-	-
	Manitoba	AHL	1	0	0	0	0	4	0	0	0	2
2007-08	Victoria	ECHL	19	0	5	5	14	-	-	-	-	-
	Manitoba	AHL	41	3	2	5	37	-	-	-	-	-
2008-09	Manitoba	AHL	58	1	5	6	49	-	-	-	-	-

Selected by Vancouver in the 2006 NHL Entry Draft (3rd round, 82nd overall). Acquired by San Jose along with Patrick White from Vancouver in exchange for Christian Ehrhoff and Brad Lukowich on Aug. 28, 2009.



TYSON SEXSMITH GOALTENDER

Catches: Left 5-foot-11, 210 pounds

Born: 3/19/89 in Priddis, Alberta

Selected by San Jose in the 2007 NHL Entry Draft (3rd round, 91st overall).

2008-09: Finished fourth in the WHL and seventh in the CHL in goals-against average...Third in the WHL and fifth in the CHL in wins...Second for the fewest losses among goaltenders who had played at least 30 games...Didn't lose a game in regulation until his 12th game...Broke the WHL and CHL record for career shutouts (26)...Named the ADT CHL Goaltender of the week for the week ending Nov. 9...**Playoffs:** Finished second in WHL in save percentage (.927)...Third among



WHL goaltenders in GAA and wins and tied for third in shutouts...**Career 2007-08:** Attended Team Canada's National Junior Championship Development Camp...Led WHL in GAA, minutes played and shutouts...Second in WHL in wins...**Playoffs:** Finished third in the WHL in GAA...**2006-07:** Led WHL in GAA, second in shutouts, fifth in wins and sixth in save percentage (.915)...Took part in Hockey Canada's Program of Excellence Camp...Played in CHL Top Prospects Game...Twice earned ADT CHL Goaltender of the Week...**Playoffs:** Led all WHL netminders in GAA and shutouts...At the Memorial Cup, allowed only seven goals against in five games and posted a save percentage of .936...**2005-06:** Served as backup as team won WHL Championship and reached Memorial Cup...A member of Team Pacific at the 2006 World Under-17 Challenge...**2004-05:** Made WHL debut with three games (two with Vancouver).

CAREER STATISTICS

PLAYOFFS

Season	Club	League	GP	W	L	T	MINS	GA	SO	GAA	GP	W	L	MINS	GA	SO	AVG
2004-05	Vancouver	WHL	2	1	0	0	80	4	0	3.00	-	-	-	-	-	-	-
	Medicine Hat	WHL	1	0	0	0	5	0	0	0.00	-	-	-	-	-	-	-
2005-06	Vancouver	WHL	11	6	3	1	547	21	1	2.30	-	-	-	-	-	-	-
	Pacific	World/17	3	2	1	0	160	9	0	3.38	-	-	-	-	-	-	-
2006-07	Vancouver	WHL	51	31	12	8	3047	91	10	1.79	22	14	7	1339	40	4	1.79
2007-08	Vancouver	WHL	62	43	11	8	3678	116	9	1.89	10	6	4	658	20	0	1.82
2008-09	Vancouver	WHL	52	39	9	4	3109	117	6	2.26	17	10	7	1150	36	1	1.88

Selected by San Jose in the 2007 NHL Entry Draft (3rd round, 91st overall).



ALEX STALOCK GOALTENDER

Catches: Left 5-foot-11, 185 pounds

Born: 7/28/87 in St. Paul, Minnesota

Selected by San Jose in the 2005 NHL Entry Draft (4th round, 112th overall).

2008-09: Established team records for goals-against average (11th in nation), save percentage (.924 — 13th) and shutouts...Led the WCHA in intra-conference GAA (2.39)...Led the nation in minutes played...Selected to the All-WCHA First Team...

Named to the ACHA/Reebok All-America West Team...Led the Bulldogs to their first WCHA playoff championship in 24 years and helped the team to the NCAA West Regional Finals...Finished his collegiate career with the school records for GAA (2.48), save percentage (.910) and shutouts (nine)...**Career 2007-08:** Appeared in 36 of team's 39 games...Finished 23rd in the nation in goals-against average and ninth in minutes played...**2006-07:** Led team in games played...Led all WCHA freshmen goaltenders in all major categories...Named to the WCHA All-Rookie Team...Led NCAA goaltenders with four assists...**2005-06:** Named the USHL's Player of the Week on Sept. 27...Finished the regular season leading the USHL in wins and save percentage (.931)...T-3rd in shutouts and sixth in GAA...Attended development camp for the U.S. World Jr. Team...Selected as one of the goaltenders to represent the U.S. in the Viking Cup...Earned an assist, leading Team USA to a third place finish...Named Goaltender of the Month by the USHL for his performance in November...Named Top Goaltender of the Year in the USHL and to the RbK All-USHL First Team...**Playoffs:** Led all goaltenders in shots faced (281), fourth in save percentage (.918) and seventh in GAA...**2004-05:** Made USHL debut with Cedar Rapids...**Playoffs:** Named USHL's Clark Cup Playoffs Most Valuable Player...**Other:** Acquired from Sioux Falls in July 2004 in exchange for a second round pick in the 2005 USHL Draft...Originally selected by Sioux Falls in the second round of the May 2004 USHL Draft with the 13th overall choice...Backstopped South St. Paul High to semifinal of 2004 Minnesota Class A State Tournament and was named to All-Tournament Team for his efforts...Posted 2.00 GAA and .920 save percentage in six games at USA Hockey Select 17 Festival in July 2004.

CAREER STATISTICS

PLAYOFFS

Season	Club	League	GP	W	L	T	MINS	GA	SO	GAA	GP	W	L	MINS	GA	SO	AVG
2004-05	Cedar Rapids	USHL	32	19	9	3	1801	82	1	2.73	9	7	2	582	14	1	1.44
2005-06	Cedar Rapids	USHL	44	28	13	3	2641	112	4	2.54	8	3	5	472	25	0	3.18
	USA	Viking Cup	3	2	1	0	-	-	-	-	-	-	-	-	-	-	-
2006-07	Minn.-Duluth	WCHA	23	5	14	3	1364	76	1	3.34	-	-	-	-	-	-	-
2007-08	Minn.-Duluth	WCHA	36	13	17	6	2170	85	3	2.35	-	-	-	-	-	-	-
2008-09	Minn.-Duluth	WCHA	42	21	13	8	2523	90	5	2.13	-	-	-	-	-	-	-

Selected by San Jose in the 2005 NHL Entry Draft (4th round, 112th overall).



DEAN STRONG FORWARD

Shoots: Left 5-foot-9, 175 pounds

Born: 7/17/85 in Mississauga, Ontario

Hometown: Mississauga, Ontario

Signed by Worcester (AHL) as a free agent on June 25, 2009.

2008-09: Served as Vermont's (Hockey East) captain...Didn't miss a game in his college career...T-2nd on the team in assists...Awarded the Semans Trophy, presented to the senior male and female student-athletes who have demonstrated a high level of athletic achievement and who earned the respect and regard from his/her fellow students for leadership, loyalty, and service to Vermont...Won Hockey East's Len Ceglarski Sportsmanship Award and these team honors: Jim Cross Coaches' Award and Mike Gilligan Award...**Career 2007-08:** Led team in points and assists...Named runner-up for Best Defensive Forward in Hockey East...Named to the Hockey East All-Academic Team...Earned a spot on the Hockey East Weekly Honor Roll three times...Received the Jim Cross Coaches' Award...**2006-07:** Led the team in goals and finished second in points...Second on Vermont in assists...Named to the Hockey East Weekly Honor Roll on four occasions and was named the Hockey East Player of the Month in November...**2005-06:** Named the team's George Buzzell Rookie of the Year...Led team rookies in points...Ranked fourth in Hockey East among freshmen in scoring...Named to the Hockey East Weekly Honor Roll twice.

CAREER STATISTICS

PLAYOFFS

Season	Club	League	GP	G	A	PTS	PIM	GP	G	A	PTS	PIM
2002-03	Milton	OPJHL	43	14	7	21	8	-	-	-	-	-
2003-04	Milton	OPJHL	48	29	32	61	28	-	-	-	-	-
2004-05	Vermont	BCHL	56	35	56	91	28	-	-	-	-	-
2005-06	U. of Vermont	HE	38	9	15	24	21	-	-	-	-	-
2006-07	U. of Vermont	HE	39	13	18	31	50	-	-	-	-	-
2007-08	U. of Vermont	HE	39	8	20	28	20	-	-	-	-	-
2008-09	U. of Vermont	HE	39	5	19	24	10	-	-	-	-	-

Signed by Worcester (AHL) as a free agent on June 25, 2009.



T.J. TREVELYAN LEFT WING

Shoots: Left 5-foot-9, 180 pounds

Born: 3/6/84 in Mississauga, Ontario

Hometown: Mississauga, Ontario

Signed by Worcester (AHL) as a free agent on July 21, 2009.

2008-09: Second on Iowa (AHL) in points and tied for team lead in goals...T-3rd on team in power play goals (six)...**Career 2007-08:** Recorded six multi-point games and four game-winning goals for Providence (AHL)...Six-game point streak in the Calder Cup Playoffs...Third on the team in postseason points...**2006-07:** Began season in the ECHL with Long Beach after participating in Boston Bruins training camp...Had 11-game ECHL point streak from Oct. 27-Nov. 18...Scored first career AHL goal on Dec. 2 at Springfield...**2005-06:** Became only second St. Lawrence University Saint to lead ECAC in scoring and named First Team All-American and ECAC Player of the Year...One of 10 finalists for Hobey Baker Award as nation's top college player...Named ECAC First-Team All-Star while leading ECAC in scoring...Became third all-time leading goal scorer in St. Lawrence history.

CAREER STATISTICS

PLAYOFFS

Season	Club	League	GP	G	A	PTS	PIM	GP	G	A	PTS	PIM
2002-03	St. Lawrence	ECAC	34	10	12	22	38	-	-	-	-	-
2003-04	St. Lawrence	ECAC	38	23	16	39	62	-	-	-	-	-
2004-05	St. Lawrence	ECAC	38	25	20	45	61	-	-	-	-	-
2005-06	St. Lawrence	ECAC	40	20	28	48	43	-	-	-	-	-
2006-07	Long Beach	ECHL	15	9	8	17	16	-	-	-	-	-
	Providence	AHL	60	28	25	53	41	13	3	6	9	12
2007-08	Providence	AHL	72	18	20	38	23	10	5	3	8	6
2008-09	Iowa	AHL	76	23	24	47	18	-	-	-	-	-

Signed by Boston as a free agent on Aug. 28, 2006. Signed by Iowa (AHL) on Oct. 2, 2008. Signed by Worcester as a free agent on July 21, 2009.



RYAN VESCE

RIGHT WING

Shoots: Right 5-foot-8, 175 pounds

Born: 4/7/82 in Lloyd Harbor, New York

Signed by San Jose as a free agent on Aug. 12, 2008.

2008-09: Appeared in 10 games with San Jose...Played in his first home game as a Shark on March 19 vs. Nashville...Made his NHL debut on Feb. 11 at Pittsburgh...Named Worcester (AHL) Most Valuable Player...Among AHL leaders: 13th in points, second in game-winning goals (nine) and first in overtime goals (four)...Set the franchise record with a 17-game point streak from Dec. 29-Feb. 15...Represented Worcester on the PlanetUSA Team at the AHL All-Star Game and posted two points (goal and an assist) in the game...Edged teammate Derek Joslin in the Individual Puck Control Relay at the AHL All-Star Skills Competition...**Playoffs:** T-2nd on the team in points...Scored the game-winning goal in the second overtime of Game 3 vs. Hartford on April 20 (also scored the tying goal in the second period)...**Career 2007-08:** Led Helsinki in points and goals (T-5th in league)...Teammates with former Sharks forward Steve Guolla...**2006-07:** Fourth on the team in points and second in assists...Scored eight power play goals and two shorthanded...**2005-06:** Led team in points and power play goals...Finished 14th in the AHL and led team in assists...**2004-05:** Amongst league leaders: T-4th in points, T-6th in assists and T-10th in goals...**2003-04:** Second on Cornell in points...**2002-03:** Finished 25th in the nation in points per game (1.25)...Named to the ECAC Second Team All-Conference...T-8th in the nation in game-winning goals (five)...Teammates with current Sharks defenseman Douglas Murray...**2001-02:** Fourth on team in points and assists...**2000-01:** T-5th amongst ECAC freshmen in points.

PLAYERS

CAREER STATISTICS

PLAYOFFS

Season	Club	League	GP	G	A	PTS	PIM	GP	G	A	PTS	PIM
2000-01	Cornell	ECAC	33	7	20	27	10	-	-	-	-	-
2001-02	Cornell	ECAC	35	10	20	30	10	-	-	-	-	-
2002-03	Cornell	ECAC	36	19	26	45	16	-	-	-	-	-
2003-04	Cornell	ECAC	27	10	16	26	14	-	-	-	-	-
2004-05	Rogle BK	SWE	43	20	25	45	51	-	-	-	-	-
2005-06	Springfield	AHL	80	18	49	67	50	-	-	-	-	-
2006-07	Binghamton	AHL	80	16	35	51	51	-	-	-	-	-
2007-08	Helsinki	FNL	56	26	18	44	42	-	-	-	-	-
2008-09	San Jose	NHL	10	0	0	0	4	-	-	-	-	-
	Worcester	AHL	67	24	47	71	28	12	3	7	10	22
	Sharks/NHL Totals		10	0	0	0	4	-	-	-	-	-

Signed by Springfield (AHL) as a free agent on Sept. 7, 2005. Signed by Ottawa (NHL) as a free agent on July 17, 2006. Signed by Helsinki (FNL) as a free agent on July 17, 2007. **Signed by San Jose as a free agent on Aug. 12, 2008.**



MICHAEL WILSON

DEFENSE

Shoots: Left 6-foot-1, 165 pounds

Born: 5/8/87 in North Vancouver, British Columbia

Hometown: North Vancouver, British Columbia

Signed by Worcester (AHL) as a free agent on Oct. 3, 2008.

2008-09: Participated in the Sharks Rookie Development Camp and earned an AHL contract...Registered his first professional goal in his second game on Oct. 17 at Albany...Recorded his first career assist the next night vs. Providence on Oct. 18...Finished fourth amongst Phoenix (ECHL) defensemen in points in just 27 games...Named to the All-Star team...**Career 2007-08:** Scored WHL career-high 47 points in 64 games for Swift Current...**2006-07:** Scored a career-high 10 goals...**2005-06:** Played in 34 games with 13 points...**2004-05:** Played junior hockey for the Langley Hornets, now known as the Westside Warriors, in the BCHL...**2003-04:** Recorded BCHL career best 14 assists in 53 games.

CAREER STATISTICS

PLAYOFFS

Season	Club	League	GP	G	A	PTS	PIM	GP	G	A	PTS	PIM
2003-04	Langley	BCHL	53	5	14	19	53	-	-	-	-	-
2004-05	Langley	BCHL	46	0	10	10	37	-	-	-	-	-
2005-06	Swift Current	WHL	34	3	10	13	16	4	0	1	1	2
2006-07	Swift Current	WHL	71	10	27	37	67	6	0	1	1	2
2007-08	Swift Current	WHL	64	6	41	47	28	9	1	3	4	6
2008-09	Worcester	AHL	31	1	4	5	14	-	-	-	-	-
	Phoenix	ECHL	27	4	10	14	24	-	-	-	-	-

Signed by Worcester (AHL) as a free agent on Oct. 3, 2008.

**STEVEN ZALEWSKI** (ZUH-LEH-SKI) **CENTER**

Shoots: Left 5-foot-11, 190 pounds

Born: 8/20/86 in Utica, New York

Selected by San Jose in the 2004 NHL Entry Draft (5th round, 153rd overall).

2008-09: Tied for rookie lead in shorthanded goals (two)...Fourth on team in shots (192)...Recorded a seven-game point streak from Jan. 17 at Norfolk through Feb. 1 at Providence...Had a career-high three points (goal and two assists) on April 3 at Albany...**Playoffs:** Registered an assist in Game 3 at Providence...**Career** **2007-08:** Scored his first professional goal on April 11 at Portland and won the game in overtime with his second goal...Recorded first professional point on April 5 at Manchester...Made his professional debut on April 4 vs. Portland...Clarkson's alternate captain was first team All-ECAC...Led the ECAC in goals, including a league-high 16 in conference play...Finished second on the team in points and PIM...Named ECAC Player of the Week on Nov. 12...Led team to second round of the NCAA Tournament...**2006-07:** Led team in game-winning goals (four — T-3rd in ECAC), T-3rd in goals and power play goals (six) and fourth in points...Recorded nine multiple-point games, including three, two-goal efforts...**2005-06:** Tied for eighth on the team in scoring...Ranked fourth in the conference in power play goals (eight)...One of nine players drafted off the Golden Knights roster...**2004-05:** Finished season as team's leading freshman scorer and tied for third on team in points and power play goals, second in goals and fourth in PIM...11th in ECAC in scoring among rookies and second in goals...Named to ECAC Weekly Honor Roll on Nov. 29...**2003-04:** Played for Northwood Prep.

CAREER STATISTICS**PLAYOFFS**

Season	Club	League	GP	G	A	PTS	PIM	GP	G	A	PTS	PIM
2003-04	Northwood	USHSE	40	32	34	66	22	-	-	-	-	-
2004-05	Clarkson	ECAC	39	12	7	19	60	-	-	-	-	-
2005-06	Clarkson	ECAC	35	9	13	22	50	-	-	-	-	-
2006-07	Clarkson	ECAC	39	16	18	34	44	-	-	-	-	-
2007-08	Clarkson	ECAC	38	21	12	33	34	-	-	-	-	-
	Worcester	AHL	7	2	4	6	0	-	-	-	-	-
2008-09	Worcester	AHL	75	13	26	39	26	12	0	1	1	6

Selected by San Jose in the 2004 NHL Entry Draft (5th round, 153rd overall).



Executive Vice President and General Manager Doug Wilson (left) with 2005 First Round NHL Entry Draft Pick Devin Setoguchi.



DOMINIK BIELKE

DEFENSE

Shoots: Left 6-foot-3, 190 pounds
Born: 10/23/90 in Berlin, Germany
Selected by San Jose in the 2009 NHL Entry Draft (7th round, 207th overall).

2008-09: Second on Berlin's junior team in points...Made debut in the DEL with Berlin...Represented Germany at World Junior Championships....**Career 2007-08:** Second amongst team defensemen in goals and points.... Represented Germany at the U-18 World Junior Championships.

CAREER STATISTICS							PLAYOFFS					
Season	Club	League	GP	G	A	PTS	PIM	GP	G	A	PTS	PIM
2006-07	Berlin	GerOb	3	0	0	0	0	-	-	-	-	-
2007-08	Berlin	GerOb	46	5	7	12	0	-	-	-	-	-
	Germany	World U-18	6	0	1	1	12	-	-	-	-	-
2008-09	Berlin	GerOb	47	14	25	39	104	-	-	-	-	-
	Berlin	DEL	7	0	1	1	2	-	-	-	-	-
	Germany	World Jr.	6	0	0	0	4	-	-	-	-	-

Selected by San Jose in the 2009 NHL Entry Draft (7th round, 207th overall).

JUSTIN BRAUN

DEFENSE

Shoots: Right 6-foot-1, 180 pounds
Born: 2/10/87 in St. Paul, Minnesota
Selected by San Jose in the 2007 NHL Entry Draft (7th round, 201st overall).

2008-09: Finished fifth on the team in points, assists and shots...Finished third on the team in PIM and T-6th in goals...**Career 2007-08:** T-8th among Hockey East defensemen and second amongst team defensemen in points...Fifth on team in assists and second among team defensemen in goals...**2006-07:** Tied for second among all Hockey East freshmen defensemen in points...T-15th among all HE defensemen and tied for 11th among all HE freshmen in points...Named to the Hockey East All-Rookie Team...**2005-06:** Third among team defensemen in points...T-4th on team in penalty minutes...**2004-05:** Posted 10 shots in 10 games.

CAREER STATISTICS							PLAYOFFS					
Season	Club	League	GP	G	A	PTS	PIM	GP	G	A	PTS	PIM
2004-05	Green Bay	USHL	10	0	0	0	2	-	-	-	-	-
2005-06	Green Bay	USHL	59	2	11	13	69	3	0	0	0	2
2006-07	U-Mass Amherst	HE	39	4	10	14	20	-	-	-	-	-
2007-08	U-Mass Amherst	HE	36	4	16	20	20	-	-	-	-	-
2008-09	U-Mass Amherst	HE	39	7	16	23	50	-	-	-	-	-
Selected by San Jose in the 2007 NHL Entry Draft (7th round, 201st overall).												

Selected by San Jose in the 2007 NHL Entry Draft (7th round, 201st overall).





WILLIAM COLBERT DEFENSE

Shoots: Left 6-foot-2, 210 pounds
Born: 2/6/85 in Arnprior, Ontario
 Selected by San Jose in the 2005 NHL Entry Draft (6th round, 183rd overall).

2008-09: Team captain finished second on the team in plus/minus (plus-8)...Eighth on the team and second amongst team defensemen in points...Finished ninth amongst league defensemen in points...Tied for eighth on the team in assists...**Career 2007-08:** Second on team in assists and T-4th in points...**2006-07:** Third among team defensemen in points and assists...Both of his goals were scored on the power play...**2005-06:** Tied for second in scoring among defensemen and tied for 12th among league blueliners...CIS Men's Hockey All-Canadians All-Rookie Team pick...**2004-05:** Led all Ottawa defensemen in scoring...Teammate of 2005 San Jose draft selection Derek Joslin...**Playoffs:** Had 11 points in 21 games...**2003-04:** Selected by Ottawa in the 2003 NHL Entry Draft (7th round, 228th overall)...Youngest player in the Senators 2003 Rookie Camp...Named Ottawa's "Scholastic Player of the Year" and the team's nominee for the Bobby Smith Award, presented to the OHL's "Scholastic Player of the Year"...Named to the OHL All-Star Team...Ranked as the OHL Eastern Conference's third-best defensive defenseman in 2003-04 Coach's Poll...**2002-03:** Picked up seven points (a goal and six assists) in first season with Ottawa.

PLAYERS

CAREER STATISTICS

PLAYOFFS

Season	Club	League	GP	G	A	PTS	PIM	GP	G	A	PTS	PIM
2002-03	Ottawa	OHL	56	1	6	7	23	23	1	5	6	7
2003-04	Ottawa	OHL	55	3	19	22	28	7	0	4	4	0
2004-05	Ottawa	OHL	68	6	26	32	65	21	3	8	11	8
2005-06	St. Francis Xavier	CIS	28	3	8	11	10	-	-	-	-	-
2006-07	St. Francis Xavier	CIS	27	2	9	11	28	-	-	-	-	-
2007-08	St. Francis Xavier	CIS	28	2	13	15	22	-	-	-	-	-
2008-09	St. Francis Xavier	CIS	26	5	12	17	24	-	-	-	-	-

Selected by San Jose in the 2005 NHL Entry Draft (6th round, 183rd overall).

DREW DANIELS RIGHT WING

Shoots: Right 6-foot-1, 170 pounds
Born: 6/7/89 in Queens, New York
 Selected by San Jose in the 2008 NHL Entry Draft (7th round, 194th overall).

2008-09: Led the team in plus/minus (plus-8)...T-9th on the team in points and goals, sixth in assists (19) and T-5th in power play goals (four)...**Career 2007-08:** Teammates with brother Justin at the Kent School...Earned a scholarship to Northeastern, along with Justin, and is likely to attend in 2009-10.

CAREER STATISTICS

PLAYOFFS

Season	Club	League	GP	G	A	PTS	PIM	GP	G	A	PTS	PIM
2007-08	Kent School	High-CT	25	12	35	47	14	-	-	-	-	-
2008-09	Sioux City	USHL	53	9	19	28	24	-	-	-	-	-

Selected by San Jose in the 2008 NHL Entry Draft (7th round, 194th overall).

JUSTIN DANIELS CENTER

Shoots: Right 6-foot-1, 170 pounds
Born: 6/7/89 in Queens, New York
 Selected by San Jose in the 2008 NHL Entry Draft (3rd round, 62nd overall).

2008-09: Fifth on the team in points, fourth in assists and third in power play assists (12)...**Career 2007-08:** Teammates with brother Drew at the Kent School...Earned a scholarship to Northeastern, along with Drew, and is likely to attend in 2009-10.

CAREER STATISTICS

PLAYOFFS

Season	Club	League	GP	G	A	PTS	PIM	GP	G	A	PTS	PIM
2007-08	Kent School	High-CT	25	17	37	54	10	-	-	-	-	-
2008-09	Sioux City	USHL	56	9	28	37	17	-	-	-	-	-

Selected by San Jose in the 2008 NHL Entry Draft (3rd round, 62nd overall).



JULIEN DEMERS DEFENSE

Shoots: Left 6-foot, 220 pounds

Born: 9/25/89 in Ottawa, Ontario

Selected by San Jose in the 2008 NHL Entry Draft (5th round, 146th overall).

2008-09: T-13th in the league and first on his team in points by a defenseman... T-9th on the team in power play goals (five) and fourth in assists... Voted for third "Best Body Checker" and "Best Defensive Defenseman" honors in OHL Coaches Poll... **Playoffs:** Led team in points and assists... Placed eighth amongst league defensemen in points and T-15th in assists... **Career 2007-08:** Led team defensemen, fifth overall on team, in points... Led team in PIM... Member of the Eastern Conference All-Star Team... Posted two, three-assist games... **2006-07:** Second amongst team rookie defensemen in points... Registered two points (goal and an assist) in his OHL debut on Jan. 5 against Peterborough.

CAREER STATISTICS

PLAYOFFS

Season	Club	League	GP	G	A	PTS	PIM	GP	G	A	PTS	PIM
2006-07	Ottawa	OHL	31	2	4	6	29	5	0	0	0	6
2007-08	Ottawa	OHL	65	5	28	33	94	4	0	2	2	0
2008-09	Ottawa	OHL	61	7	35	42	60	7	0	11	11	2

Selected by San Jose in the 2008 NHL Entry Draft (5th round, 146th overall).

TAYLOR DOHERTY DEFENSE

Shoots: Right 6-foot-7, 220 pounds

Born: 3/2/91 in Cambridge, Ontario

Selected by San Jose in the 2009 NHL Entry Draft (2nd round, 57th overall).

2008-09: 13th in the league and led team in PIM... Fourth amongst team defensemen in points... Participated in CHL Top Prospects Game... **Career 2007-08:** Third on the team and fourth amongst league rookies in PIM... Member of Team Canada and won a gold medal at the 2008 Ivan Hlinka Memorial Tournament... Also on the Team Ontario that won a gold medal at the 2008 Under-17 World Hockey Challenge.

CAREER STATISTICS

PLAYOFFS

Season	Club	League	GP	G	A	PTS	PIM	GP	G	A	PTS	PIM
2007-08	Kingston	OHL	64	6	14	20	118	-	-	-	-	-
2008-09	Kingston	OHL	68	2	18	20	140	-	-	-	-	-
	Canada	World U-18	6	0	0	0	8	-	-	-	-	-

Selected by San Jose in the 2009 NHL Entry Draft (2nd round, 57th overall).

SAMUEL GROULX DEFENSE

Shoots: Left 6-foot-2, 175 pounds

Born: 6/28/90 in Gatineau, Quebec

Selected by San Jose in the 2008 NHL Entry Draft (4th round, 92nd overall).

2008-09: T-4th in the league amongst defensemen and led Quebec in plus/minus (plus-36)... Fourth on the team in PIM and sixth in power play assists (four)... **Playoffs:** Led the team and fifth in league in plus/minus (plus-13)... Scored one short-handed goal... **Career 2007-08:** Named to the QMJHL All-Rookie Team... Finished second among QMJHL rookie defensemen, T-15th amongst all rookies, in points... Fourth amongst all rookies in PIM... Third amongst rookie defensemen in power play goals (two)... **2006-07:** Appeared in nine games.

CAREER STATISTICS

PLAYOFFS

Season	Club	League	GP	G	A	PTS	PIM	GP	G	A	PTS	PIM
2006-07	Quebec	QMJHL	9	1	1	2	2	1	0	0	0	0
2007-08	Quebec	QMJHL	70	5	20	25	100	11	0	3	3	14
2008-09	Quebec	QMJHL	61	3	22	25	86	17	2	6	8	18

Selected by San Jose in the 2008 NHL Entry Draft (4th round, 92nd overall).

**CHRISTIAN JENSEN** DEFENSE

Shoots: Right 6-foot-3, 190 pounds

Born: 1/6/86 in Brooklyn, New York

Selected by San Jose in the 2004 NHL Entry Draft (9th round, 289th overall).

2008-09: Scored his first goal in his second game of the year on Dec. 6 at Brown...Missed all but six games of the season due to injury...**Career 2007-08:** Third among team defensemen in points...Fifth on team in PIM...**2006-07:** Fourth among team freshmen in points...Posted three points in 13 ECAC games...**2005-06:** Finished sixth on the team in scoring among defensemen...**2004-05:** Tied for fourth among team defensemen in points...His seven assists were tied for 10th overall on New Jersey and tied for third among team defensemen...**2003-04:** Named EJHL's Rookie of the Year.

CAREER STATISTICS**PLAYOFFS**

Season	Club	League	GP	G	A	PTS	PIM	GP	G	A	PTS	PIM
2003-04	New Jersey	EJHL	48	6	23	29	62	-	-	-	-	-
2004-05	New Jersey	EJHL	49	1	7	8	14	-	-	-	-	-
2005-06	Chicago	USHL	24	0	4	4	8	-	-	-	-	-
	Waterloo	USHL	18	1	4	5	14	-	-	-	-	-
2006-07	RPI	ECAC	24	1	3	4	28	-	-	-	-	-
2007-08	RPI	ECAC	31	2	5	7	41	-	-	-	-	-
2008-09	RPI	ECAC	6	1	0	1	8	-	-	-	-	-

Selected by San Jose in the 2004 NHL Entry Draft (9th round, 289th overall).

TONY LUCIA LEFT WING

Shoots: Left 6-foot, 175 pounds

Born: 8/23/87 in Wayzata, Minnesota

Selected by San Jose in the 2005 NHL Entry Draft (6th round, 193rd overall).

2008-09: Amongst team leaders: T-7th in points, T-3rd in power play goals (four), T-5th in goals and T-10th in assists...Had a four-game point streak from Jan. 16-Feb. 7...**Career 2007-08:** Eighth on the team in points and T-5th in goals...T-2nd on team in game-winning goals (two) and fifth in PIM...**2006-07:** T-14th among all WCHA freshmen in points...Posted two game-winning goals...T-2nd on the team in shorthanded points (two, a goal and an assist)...Posted a plus-7...**2005-06:** Fifth on Omaha (USHL) in goals, third in assists and fourth in points...Represented Team USA in the Viking Cup...**Playoffs:** Posted a plus-2 rating...**2004-05:** Made the jump to juniors after posting 63 points (27 goals, 36 assists) in just 24 games at the high school level...Joined Omaha late in the season.

CAREER STATISTICS**PLAYOFFS**

Season	Club	League	GP	G	A	PTS	PIM	GP	G	A	PTS	PIM
2004-05	Omaha	USHL	11	1	0	1	0	-	-	-	-	-
	Wayzata	USHS	24	27	36	63	N/A	-	-	-	-	-
2005-06	Omaha	USHL	56	12	23	35	25	5	0	0	0	2
	United States	Viking Cup	6	1	3	4	6	-	-	-	-	-
2006-07	U. of Minnesota	WCHA	43	7	12	19	28	-	-	-	-	-
2007-08	U. of Minnesota	WCHA	44	7	11	18	41	-	-	-	-	-
2008-09	U. of Minnesota	WCHA	34	9	8	17	43	-	-	-	-	-

Selected by San Jose in the 2005 NHL Entry Draft (6th round, 193rd overall).

HARRI SATERI GOALTENDER

Catches: Left 6-foot-1, 190 pounds

Born: 12/29/89 in Toijala, Finland

Selected by San Jose in the 2008 NHL Entry Draft (4th round, 106th overall).

2008-09: Led Tampere in save percentage (.921) and goals-against average (2.30)...T-1st on Tampere in shutouts...U-20 World Jr. Tourney: Made starts in preliminary round against Sweden (1-3 L) and Russia (2-5 L)...**Career 2007-08:** Represented Finland at the Under-20 World Junior Championships...Attended Finland's 2008 National Junior Championship Development Camp...**2006-07:** Played as a 16-year-old.

CAREER STATISTICS**PLAYOFFS**

Season	Club	League	GP	W	L	T	MINS	GA	SO	GAA	GP	W	L	MINS	GA	SO	AVG
2006-07	Tampere	FNL	23	-	-	-	1346	-	2	2.63	-	-	-	-	-	-	-
2007-08	Tampere	FNL	34	-	-	-	2048	-	1	2.99	-	-	-	-	-	-	-
	Finland	World U-20	3	0	3	0	151	10	0	3.98	-	-	-	-	-	-	-
2008-09	Tampere	FNL	22	6	12	3	1253	48	2	2.30	-	-	-	-	-	-	-
	Finland	World U-20	2	0	2	0	118	7	0	3.54	-	-	-	-	-	-	-

Selected by San Jose in the 2008 NHL Entry Draft (4th round, 106th overall).



PHILIP VARONE CENTER

Shoots: Left 5-foot-10, 185 pounds

Born: 4/12/90 in Vaughan, Ontario

Selected by San Jose in the 2009 NHL Entry Draft (5th round, 147th overall).

2008-09: Sixth on London (OHL) in points and fifth in assists...Tied for team lead in playoff goals and T-4th in points...**Career 2007-08:** Split the season between Kitchener and London, combining for 61 points in 67 games...**2006-07:** Began his junior career by appearing in just 13 games.

CAREER STATISTICS

PLAYOFFS

Season	Club	League	GP	G	A	PTS	PIM	GP	G	A	PTS	PIM
2006-07	Kitchener	OHL	13	1	3	4	2	-	-	-	-	-
2007-08	Kitchener	OHL	36	5	20	25	12	-	-	-	-	-
	London	OHL	31	10	26	36	14	5	1	1	2	7
2008-09	London	OHL	58	19	33	52	32	14	10	9	19	19

Selected by San Jose in the 2009 NHL Entry Draft (5th round, 147th overall).

MAREK VIEDENSKY CENTER

Shoots: Right 6-foot-3, 190 pounds

Born: 8/18/90 in Handlova, Slovakia

Selected by San Jose in the 2009 NHL Entry Draft (7th round, 189th overall).

2008-09: T-3rd on the team and 11th amongst league rookies in points...T-3rd on the team in power play goals (six)...T-2nd on Slovakia in assists and the World Juniors.

CAREER STATISTICS

PLAYOFFS

Season	Club	League	GP	G	A	PTS	PIM	GP	G	A	PTS	PIM
2008-09	Prince George	WHL	59	16	24	40	34	4	2	0	2	2
	Slovakia	World Jr.	7	0	4	4	4	-	-	-	-	-

Selected by San Jose in the 2009 NHL Entry Draft (7th round, 189th overall).

PATRICK WHITE CENTER

Shoots: Right 6-foot-1, 190 pounds

Born: 1/20/89 in Grand Rapids, Minnesota

Acquired by San Jose along with Daniel Rahimi from Vancouver in exchange for Christian Ehrhoff and Brad Lukowich on Aug. 28, 2009.

2008-09: Posted eight points over the last nine games of the season...Scored the overtime game-winner to beat Northeastern in the Dodge Holiday Classic title game on Jan. 3...Earned second letter...**Career 2007-08:** Appeared in all 45 games as a freshman and led the team with a plus-9...Earned first letter...**2006-07:** Finalist for the Minnesota Mr. Hockey award as a student at Grand Rapids High School...Finished his senior season with 49 points (18 goals and 31 assists) in 30 games...Named Associated Press and *St. Paul Pioneer Press* first team all-state, *Duluth News Tribune* first team all-area and Iron Range all-conference...Led the Thunderhawks to second place at the 2007 Minnesota State High School Class AA Tournament...Helped Team USA capture the silver medal at the IIHF World Under-18 Championship.

CAREER STATISTICS

PLAYOFFS

Season	Club	League	GP	G	A	PTS	PIM	GP	G	A	PTS	PIM
2006-07	Tri-City	USHL	12	8	1	9	4	-	-	-	-	-
	United States	U-18	7	3	2	5	6	-	-	-	-	-
2007-08	U. of Minnesota	WCHA	45	6	4	10	20	-	-	-	-	-
2008-09	U. of Minnesota	WCHA	36	7	9	16	18	-	-	-	-	-

Selected by Vancouver in the 2007 NHL Entry Draft (1st round, 25th overall). Acquired by San Jose along with Daniel Rahimi from Vancouver in exchange for Christian Ehrhoff and Brad Lukowich on Aug. 28, 2009.

TOMMY WINGELS

CENTER

Shoots: Left 6-foot, 195 pounds

Born: 4/12/88 in Evanston, Illinois

Selected by San Jose in the 2008 NHL Entry Draft (6th round, 177th overall).

2008-09: One of six players on Miami to play in all 41 regular season games...Amongst team leaders: T-7th in goals, fifth in assists, first in PIM and fifth in points...Notched a career-high four points against RPI on Dec. 14...**Playoffs:** Recorded two assists vs. Denver on March 27...Lost in the championship game to Boston University...**Career 2007-08:** Finished third amongst team freshmen in points...Tied for third on team in goals...T-30th among freshman in the nation in points per game (.69)...Scored 12 even strength goals...**2006-07:** Named Most Valuable Player of the East Division team at the 2007 USHL Prospects/All-Star Game...USHL Offensive Player of the Week (Oct. 31).

CAREER STATISTICS

PLAYOFFS

Season	Club	League	GP	G	A	PTS	PIM	GP	G	A	PTS	PIM
2006-07	Cedar Rapids	USHL	47	10	18	28	52	6	3	0	3	6
2007-08	Miami	CCHA	42	15	14	29	22	-	-	-	-	-
2008-09	Miami	CCHA	41	11	17	28	66	-	-	-	-	-

Selected by San Jose in the 2008 NHL Entry Draft (6th round, 177th overall).

WILLIAM WRENN

DEFENSE

Shoots: Right 6-foot-1, 190 pounds

Born: 3/16/91 in Anchorage, Alaska

Selected by San Jose in the 2009 NHL Entry Draft (2nd round, 43rd overall).

2008-09: Will attend the University of Denver in 2009-10...Won a gold medal with the United States at the U-18 World Championships, scoring a power play goal in the championship game against Russia...Led team defenseman in goals during U-18 World Championships...Moved to Los Angeles to play hockey at the age of 14.

CAREER STATISTICS

PLAYOFFS

Season	Club	League	GP	G	A	PTS	PIM	GP	G	A	PTS	PIM
2006-07	LA Selects AAA	USJR	64	8	40	48	50	-	-	-	-	-
2007-08	US U-17	USDP	63	0	7	7	65	-	-	-	-	-
2008-09	US U-18	USDP	51	3	11	14	83	-	-	-	-	-
	United States	U-18 W. Ch.	7	3	0	3	0	-	-	-	-	-

Selected by San Jose in the 2009 NHL Entry Draft (2nd round, 43rd overall).

PATRIK ZACKRISSON

LEFT WING

Shoots: Left 5-foot-11, 190 pounds

Born: 3/27/87 in Ekerö, Sweden

Selected by San Jose in the 2007 NHL Entry Draft (6th round, 165th overall).

2008-09: Sixth on the team in points and fourth in goals...**Career 2007-08:** 11th on team in points...T-7th on the team in penalty goals...**2006-07:** Second youngest player on Rogle BK...Among team leaders: third in assists and fourth in points and goals...**World Jr.:** Appeared in seven games for Sweden and was T-4th on the team in penalty minutes...**2005-06:** Posted one assist in 10 games...**World Jr.:** Appeared in two games and posted one goal.

CAREER STATISTICS

PLAYOFFS

Season	Club	League	GP	G	A	PTS	PIM	GP	G	A	PTS	PIM
2005-06	Vastra Frolunda	SEL	10	0	1	1	0	-	-	-	-	-
	Sweden	World Jr.	2	1	0	1	4	-	-	-	-	-
2006-07	Rogle BK	SWE-1	29	16	18	34	28	-	-	-	-	-
	Sweden	World Jr.	7	1	1	2	12	-	-	-	-	-
2007-08	Linköping	SEL	55	4	9	13	35	16	3	1	4	12
2008-09	Linköping	SEL	54	15	19	34	12	7	1	3	4	2

Selected by San Jose in the 2007 NHL Entry Draft (6th round, 165th overall).



In 1997, Patrick Marleau (second from left) was San Jose's first selection, second overall, in the NHL Entry Draft.



William Wrenn, San Jose's first selection (43rd overall) in the 2009 NHL Entry Draft, meets Head Coach Todd McLellan.



2009-10 SAN JOSE SHARKS RESERVE LIST

LEFT WING	HT	WT	S	BORN	BIRTHPLACE	2008-09 TEAM	LGE	GP	G	A	PTS	PIM	ACQ
Ryane Clowe	6-2	225	L	9/30/82	Mount Pearl, Newfoundland	San Jose	NHL	71	22	30	52	51	ED/01
Dany Heatley	6-4	220	L	1/21/81	Freiburg, Germany	Ottawa	NHL	82	39	33	72	88	TR/09
Kevin Henderson	6-3	205	L	12/3/86	Toronto, Ontario	U. of N. B.	CIS	28	19	31	50	28	FA/09
Tony Lucia	6-0	175	L	8/23/87	Wayzata, Minnesota	U. of Minnesota	WCHA	34	9	8	17	43	ED/05
Jamie McGinn	6-0	195	L	8/5/88	Fergus, Ontario	San Jose	NHL	35	4	2	6	2	ED/06
						Worcester	AHL	47	19	11	30	52	
Frazer McLaren	6-4	235	L	10/29/87	Winnipeg, Manitoba	Worcester	AHL	75	7	1	8	181	ED/07
Jody Shelley	6-3	230	L	2/7/76	Thompson, Manitoba	San Jose	NHL	70	2	2	4	116	TR/08
Patrik Zackrisson	5-11	190	L	3/27/87	Ekero, Sweden	Linkoping	SEL	54	15	19	34	12	ED/07

CENTER	HT	WT	S	BORN	BIRTHPLACE	2008-09 TEAM	LGE	GP	G	A	PTS	PIM	ACQ
Logan Couture	6-1	195	L	3/28/89	Guelph, Ontario	Worcester	AHL	4	0	0	0	7	ED/07
						Ottawa	OHL	62	39	48	87	46	
Justin Daniels	6-1	170	R	6/7/89	Suffern, New York	Sioux City	USHL	56	9	28	37	17	ED/08
Benn Ferriero	5-11	185	R	4/29/87	Boston, Massachusetts	Boston College	HE	37	8	18	26	44	FA/09
Dwight Helminen	5-10	190	L	6/22/83	Hancock, Michigan	Carolina	NHL	23	1	1	2	0	FA/09
						Albany	AHL	54	15	15	30	26	
Patrick Marleau	6-2	220	L	9/15/79	Aneroid, Saskatchewan	San Jose	NHL	76	38	33	71	18	ED/97
Brandon Mashinter	6-4	235	L	9/20/88	Bradford, Ontario	Belleville	OHL	31	20	12	32	32	FA/09
						Kitchener	OHL	21	14	12	26	24	
John McCarthy	6-1	190	L	8/9/86	Boston, Massachusetts	Boston U.	HE	45	6	23	29	24	ED/06
Torrey Mitchell	5-11	190	R	1/30/85	Montreal, Quebec	Worcester	AHL	2	1	0	1	0	ED/04
Scott Nichol	5-9	180	R	12/31/74	Edmonton, Alberta	Nashville	NHL	43	4	6	10	41	FA/09
Joe Pavelski	5-11	190	R	7/11/84	Plover, Wisconsin	San Jose	NHL	80	25	34	59	46	ED/03
Joe Thornton	6-4	230	L	7/2/79	London, Ontario	San Jose	NHL	82	25	61	86	56	TR/05
Philip Varone	5-10	185	L	4/12/90	Vaughan, Ontario	London	OHL	58	19	33	52	32	ED/09
Marek Viedensky	6-3	190	R	8/18/90	Handlova, Slovakia	Prince George	WHL	59	16	24	40	34	ED/09
						Slovakia	World Jr.	7	0	4	4	4	
Patrick White	6-1	190	R	1/20/89	Grand Rapids, Minnesota	U. of Minnesota	WCHA	36	7	9	16	18	TR/09
Tommy Wingels	6-0	195	R	4/12/88	Wilmette, IL	Miami (OH)	CCHA	41	11	17	28	66	ED/08
Steven Zalewski	5-11	190	L	8/20/86	Utica, New York	Worcester	AHL	75	13	26	39	26	ED/04

RIGHT WING	HT	WT	S	BORN	BIRTHPLACE	2008-09 TEAM	LGE	GP	G	A	PTS	PIM	ACQ
Drew Daniels	6-1	170	R	6/7/89	Suffern, New York	Sioux City	USHL	53	9	19	28	24	ED/08
Matt Jones	6-4	210	R	1/13/86	Kentwood, Michigan	Worcester	AHL	46	2	6	8	19	FA/08
						Phoenix	ECHL	2	0	0	0	2	
Jed Ortmeyer	6-0	200	R	9/3/78	Omaha, Nebraska	Nashville	NHL	2	0	0	0	0	FA/09
						Milwaukee	AHL	55	10	13	23	51	
Devin Setoguchi	6-0	200	R	1/1/87	Taber, Alberta	San Jose	NHL	81	31	34	65	25	ED/05
Brad Staubitz	6-1	215	R	7/28/84	Bright's Grove, Ontario	San Jose	NHL	35	1	2	3	76	FA/05
						Worcester	AHL	38	0	5	5	130	
Ryan Vesce	5-8	175	R	4/7/82	Lloyd Harbor, New York	San Jose	NHL	10	0	0	0	4	FA/08
						Worcester	AHL	67	24	47	71	28	

DEFENSE	HT	WT	S	BORN	BIRTHPLACE	2008-09 TEAM	LGE	GP	G	A	P	PIM	ACQ
Dominik Belke	6-3	190	L	10/23/90	Berlin, Germany	Berlin	DEL	7	0	1	1	2	ED/09
						Berlin	GerOB	47	14	25	39	104	
						Germany	World Jr.	6	0	0	0	4	
Rob Blake	6-4	220	R	10/10/69	Simcoe, Ontario	San Jose	NHL	73	10	35	45	110	FA/08
Dan Boyle	5-11	190	R	7/12/76	Ottawa, Ontario	San Jose	NHL	77	16	41	57	52	TR/08
Justin Braun	6-1	180	R	2/10/87	St. Paul, Minnesota	UMass-Amherst	HE	39	7	16	23	50	ED/07
Joe Callahan	6-3	210	R	12/20/82	Brockton, Massachusetts	N.Y. Islanders	NHL	18	0	2	2	4	FA/09
						Bridgeport	AHL	56	4	9	13	38	
William Colbert	6-2	210	L	2/6/85	Amprior, Ontario	St. Francis Xavier	CIS	26	5	12	17	24	ED/05



DEFENSE	HT	WT	S	BORN	BIRTHPLACE	2008-09 TEAM	LGE	GP	G	A	P	PIM	ACQ	
Jason Demers	6-1	195	R	6/9/88	Dorval, Montreal	Worcester	AHL	78	2	31	33	54	ED/08	
Julien Demers	6-0	220	L	9/25/89	Ottawa, Ontario	Ottawa	OHL	61	7	35	42	60	ED/08	
Taylor Doherty	6-7	220	R	3/2/91	Cambridge, Ontario	Kingston	OHL	68	2	18	20	140	ED/09	
						Canada	U-18 Ch.	6	0	0	0	8		
Danny Groulx	6-0	205	L	6/23/81	LaSalle, Quebec	Rockford	AHL	80	6	34	40	58	FA/09	
Samuel Groulx	6-2	175	L	6/28/90	Gatineau, Quebec	Quebec	QMJHL	61	3	22	25	86	ED/08	
Kent Huskins	6-3	210	L	5/4/79	Almonte, Ontario	Anaheim	NHL	33	2	4	6	27	TR/09	
Christian Jensen	6-3	190	R	1/6/86	Brooklyn, New York	RPI	ECAC	6	1	0	1	8	ED/04	
Derek Joslin	6-1	210	L	3/17/87	Richmond Hill, Ontario	San Jose	NHL	12	0	0	0	6	ED/05	
						Worcester	AHL	63	11	19	30	40		
Joe Loprieno	6-3	220	R	10/8/86	Bloomingtondale, Illinois	Merrimack	HE	22	2	2	4	50	FA/09	
Mike Moore	6-1	200	L	12/12/84	Calgary, Alberta	Worcester	AHL	76	5	13	18	132	FA/08	
Douglas Murray	6-3	240	L	3/12/80	Bromma, Sweden	San Jose	NHL	75	0	7	7	38	ED/99	
Nicholas Petrecki	6-4	220	L	7/11/89	Schenectady, New York	Boston College	HE	35	0	7	7	161	ED/07	
Daniel Rahimi	6-3	220	L	4/28/87	Umea, Sweden	Manitoba	AHL	58	1	5	6	49	TR/09	
M-E Vlasic	6-1	200	L	3/30/87	Montreal, Quebec	San Jose	NHL	82	6	30	36	42	ED/05	
						Canada	World Ch.	5	0	0	0	2		
William Wrenn	6-1	190	R	3/16/91	Anchorage, Alaska	U.S. U-18	USDP	51	3	11	14	83	ED/09	
						United States	U18 W.Ch.	7	3	0	3	0		
GOALTENDER	HT	WT	C	BORN	BIRTHPLACE	2008-09 TEAM	LGE	GP	MIN	GAA	W-L-T	SO	GA	ACQ
Thomas Greiss	6-1	210	L	1/29/86	Koln, Germany	Worcester	AHL	57	3346	2.47	30-24-2	1	138	ED/04
Henrik Karlsson	6-6	215	L	11/27/83	Stockholm, Sweden	Sodertalje	SEL	7	-	2.49	-	0	17	FA/09
						Malmö	SWE-1	32	-	2.45	-	-	-	
Evgeni Nabokov	6-0	200	L	7/25/75	Kamenogorsk, Kazakhstan	San Jose	NHL	62	3686	2.44	41-12-8	7	150	ED/94
Harri Sateri	6-1	190	L	12/29/89	Toijala, Finland	Tampere	FNL	55	1253	2.30	6-12-3	2	48	ED/08
Tyson Sexsmith	5-11	210	L	3/19/89	Calgary, Alberta	Vancouver	WHL	52	3109	2.26	39-9-4	6	117	ED/07
Alex Stalock	5-11	185	L	7/28/87	St. Paul, Minnesota	Minnesota-Duluth	WCHA	42	2523	2.13	21-13-8	5	90	ED/05

KEY FOR ACQUIRED:

ED/YR = Entry Draft/Year Drafted

FA/YR = Free Agent/Year Signed

SD/YR = Supplemental Draft/Year Drafted

TR/YR = Through Trade/Year Acquired

WA/YR = Via Waivers/Year Acquired

WD/Year = Waiver Draft/Year Acquired





ENTRY DRAFTS

JUNE 26-27, 2009		MONTREAL, QUEBEC — BELL CENTRE		2008-09 CLUB (LEAGUE)	COUNTRY OF BIRTH
ROUND	OVERALL	NAME	POSITION		
2 (from BUF)	43	William Wrenn	Defense	USA U-18 (USDP)	United States
2	57	Taylor Doherty	Defense	Kingston (OHL)	Canada
5	147	Philip Varone	Center	London (OHL)	Canada
7 (from DAL)	189	Marek Viedensky	Center	Prince George (WHL)	Slovakia
7	207	Dominik Bielke	Defense	Eisbargen Berlin (DEL)	Germany

JUNE 20-21, 2008		OTTAWA, ONTARIO — SCOTIABANK PLACE		2007-08 CLUB (LEAGUE)	COUNTRY OF BIRTH
ROUND	OVERALL	NAME	POSITION		
3 (from TBL)	62	Justin Daniels	Center	Kent School (HS)	United States
4 (from TBL)	92	Samuel Groulx	Defense	Montreal (QMJHL)	Canada
4 (from NSH)	106	Harri Sateri	Goaltender	Tampere (FNL)	Finland
5 (from MTL)	146	Julien Demers	Defense	Ottawa (OHL)	Canada
6	177	Tommy Wings	Center	Miami U. (CCHA)	United States
7 (from NYI)	186	Jason Demers	Defense	Victoriaville (QMJHL)	Canada
7 (from BUF)	194	Drew Daniels	Right Wing	Kent School (HS)	United States

JUNE 22-23 2007		COLUMBUS, OHIO — NATIONWIDE ARENA		2006-07 CLUB (LEAGUE)	COUNTRY OF BIRTH
ROUND	OVERALL	NAME	POSITION		
1 (from STL)	9	Logan Couture	Center	Ottawa (OHL)	Canada
1 (from WSH)	28	Nick Petrecki	Defense	Omaha (USHL)	United States
3	83	Timo Pielmeier	Goaltender	Köln-Jr. (DEL Jr.)	Germany
3 (from COL)	91	Tyson Sexsmith	Goaltender	Vancouver (WHL)	Canada
6 (from COL)	165	Patrik Zackrisson	Left Wing	Rogle (SWE-1)	Sweden
6	173	Nick Bonino	Center	Avon Old Farms (HS)	United States
7 (from PIT)	201	Justin Braun	Defense	U-Mass Amherst (HE)	United States
7	203	Frazer McLaren	Left Wing	Portland (WHL)	Canada

JUNE 24, 2006		VANCOUVER, BRITISH COLUMBIA — GENERAL MOTORS PLACE		2005-06 CLUB (LEAGUE)	COUNTRY OF BIRTH
ROUND	OVERALL	NAME	POSITION		
1 (from MTL)	16	Ty Wishart	Defense	Prince George (WHL)	Canada
2 (from CBJ)	36	Jamie McGinn	Left Wing	Ottawa (OHL)	Canada
4 (from NYI)	98	James DeLory	Defense	Oshawa (OHL)	Canada
5	143	Ashton Rome	Right Wing	Kamloops/Red Deer (WHL)	Canada
7	202	John McCarthy	Left Wing	Boston University	United States
7 (from TB)	203	Jay Barriball	Left Wing	Sioux Falls (USHL)	United States

JUNE 30, 2005		OTTAWA, ONTARIO — SHERATON HOTEL AND TOWERS		2004-05 CLUB (LEAGUE)	COUNTRY OF BIRTH
ROUND	OVERALL	NAME	POSITION		
1 (from ATL)	8	Devin Setoguchi	Right Wing	Saskatoon (WHL)	Canada
2 (from CGY)	35	Marc-Edouard Vlasic	Defense	Quebec (QMJHL)	Canada
4	112	Alex Stalock	Goaltender	Cedar Rapids (USHL)	United States
5	140	Taylor Dakers	Goaltender	Kootenay (WHL)	Canada
5	149	Derek Joslin	Defense	Ottawa (OHL)	Canada
5 (from TB)	162	Paul (P.J.) Fenton	Forward	U-Mass Amherst (HE)	United States
6	183	William Colbert	Defense	Ottawa (OHL)	Canada
6 (from ANA)	193	Tony Lucia	Left Wing	Wayzata (USHSW)	United States

JUNE 26-27, 2004		RALEIGH, N.C. — RBC CENTER		2003-04 CLUB (LEAGUE)	COUNTRY OF BIRTH
ROUND	OVERALL	NAME	POSITION		
1 (from DAL)	22	Lukas Kaspar	Right Wing	Litvinov (Czech)	Czech Republic
3 (from BOS)	94	Thomas Greiss	Goaltender	Kolner Haie (Germany)	Germany
4 (from BOS)	126	Torrey Mitchell	Center	Hotchkiss Prep. (USHSE)	United States
4 (from BOS)	129	Jason Churchill	Goaltender	Halifax (QMJHL)	Canada
5 (from DAL)	153	Steven Zalewski	Center	Northwood Prep (USHSE)	United States
7 (from FLA)	201	Michael Vernace	Defenseman	Brampton (OHL)	Canada
7	225	David MacDonald	Defenseman	New England (EJHL)	United States
8 (from FLA)	234	Derek MacIntyre	Goaltender	Soo (NAHL)	United States
9 (from BOS)	288	Brian Mahoney-Wilson	Goaltender	Catholic Memorial (USHSE)	United States
9	289	Christian Jensen	Defenseman	New Jersey Jr. (Indep. Jr.)	United States

JUNE 21-22, 2003		NASHVILLE, TENN. — GAYLORD ENTERTAINMENT CENTER		2002-03 CLUB (LEAGUE)	COUNTRY OF BIRTH
ROUND	OVERALL	NAME	POSITION		
1	6	Milan Michalek	Right Wing	Budejovice (Czech)	Czech Republic
1 (from BOS)	16	Steve Bernier	Right Wing	Moncton (QMJHL)	Canada

2009-10 SAN JOSE SHARKS



2 (from NYR)	43	Joshua Hennessy	Center	Quebec (QMJHL)	Canada
2 (from CGY)	47	Matthew Carle	Defenseman	River City (USHL)	United States
5 (from PIT)	139	Patrick Ehelechner	Goaltender	Hannover (Germany)	Germany
7 (from FLA)	201	Jonathan Tremblay	Right Wing	Acadie-Bathurst (QMJHL)	Canada
7 (from PHI)	205	Joe Pavelski	Center	Waterloo (USHL)	United States
7	216	Kai Hospelt	Center	Kolner Haie (Germany)	German
8	236	Alexander Hult	Center	HV 71 Jonkoping (Sweden)	Sweden
9	267	Brian O'Hanley	Defenseman	BC High School (USHSE)	United States
9 (from CHI)	276	Carter Lee	Right Wing	Canterbury (USHSE)	United States

JUNE 22-23, 2002		TORONTO, ONTARIO — AIR CANADA CENTRE			
ROUND	OVERALL	NAME	POSITION	2001-02 CLUB (LEAGUE)	COUNTRY OF BIRTH
1	27	Mike Morris	Right Wing	St. Sebastian's (USHS)	United States
2 (from TB)	52	Dan Spang	Defense	Winchester (USHS)	United States
3 (from CHI)	86	Jonas Fiedler	Right Wing	Plymouth (OHL)	Czech Republic
5	139	Kris Newbury	Center	Sarnia (OHL)	Canada
5	163	Tom Walsh	Defense	Deerfield Academy (USHS)	United States
7 (from ATL)	217	Tim Conboy	Defense	Topeka (USHL)	United States
9	288	Michael Hutchins	Defense	Des Moines (USHL)	United States

JUNE 23-24, 2001		SUNRISE, FLA. — NATIONAL CAR RENTAL CENTER			
ROUND	OVERALL	NAME	POSITION	2000-01 CLUB (LEAGUE)	COUNTRY OF BIRTH
1	20	Marcel Goc	Center	Schwenningen (German)	Germany
4 (from CHI)	106	Christian Ehrhoff	Defense	Krefeld (German)	Germany
4 (from NYR)	107	Dimitri Patzold	Goaltender	Erding (German)	Kazakhstan
5 (from BUF)	140	Tomas Plihal	Center	Liberec Jr. (Czech Jr.)	Czech Republic
6 (comp. Norton)	175	Ryane Clowe	Right Wing	Rimouski (QMJHL)	Canada
6 (from VAN)	182	Tom Cavanagh	Left Wing	Phillips-Exeter HS	United States

JUNE 24-25, 2000		CALGARY, ALBERTA — THE SADDLEDOME			
ROUND	OVERALL	NAME	POSITION	1999-00 CLUB (LEAGUE)	COUNTRY OF BIRTH
2 (from CHI)	41	Tero Määttä	Defense	Jokerit Jr. (Finland)	Finland
4 (from NYR)	104	Jon DiSalvatore	Right Wing	Providence College (Hockey East)	United States
5 (from CHI)	142	Michal Pinc	Left Wing	Rouyn Noranda (QMJHL)	Czech Republic
5 (from DET)	166	Nolan Schaefer	Goaltender	Providence College (Hockey East)	Canada
6	183	Michal Macho	Center	Martin (Slovakia Jr.)	Slovakia
8	246	Chad Wiseman	Left Wing	Mississauga (OHL)	Canada
8 (from WSH)	256	Pasi Saarinen	Defense	Iives (Finland)	Finland

JUNE 26, 1999		BOSTON, MASS. — THE FLEET CENTER			
ROUND	OVERALL	NAME	POSITION	1998-99 CLUB (LEAGUE)	COUNTRY OF BIRTH
1	14	Jeff Jillson	Defense	Univ. of Michigan (CCHA)	United States
3	82	Marc Concannon	Left Wing	Winchedon High School	United States
4	111	Willie Levesque	Right Wing	Northeastern University (HE)	United States
5 (from NJ)	155	Niko Dimitrakos	Right Wing	University of Maine (HE)	United States
8	229	Eric Betournay	Center	Acadie-Bathurst (QMJHL)	Canada
8 (from OTT)	241	Doug Murray	Defense	Applecore (EJHL)	Sweden
9	257	Hannes Hyvonen	Right Wing	Espoo (Finland)	Finland

JUNE 27, 1998		BUFFALO, N.Y. — MARINE MIDLAND ARENA			
ROUND	OVERALL	NAME	POSITION	1997-98 CLUB (LEAGUE)	COUNTRY OF BIRTH
1 (from NSH)	3	Brad Stuart	Defense	Regina (WHL)	Canada
2 (from NSH)	29	Jonathan Cheechoo	Right Wing	Belleville (OHL)	Canada
3 (comp. Belfour)	65	Eric LaPlante	Left Wing	Halifax (QMJHL)	Canada
4	98	Rob Davison	Defense	North Bay (OHL)	Canada
4 (from BUF)	104	Miroslav Zalesak	Right Wing	HC Nitra (Slovakia)	Slovakia
5	127	Brandon Coalter	Left Wing	Oshawa (OHL)	Canada
5 (from DAL)	145	Mikael Samuelsson	Right Wing	Sodertalje (Sweden)	Sweden
7	185	Robert Mulick	Defense	Sault Ste. Marie (OHL)	Canada
8	212	Jim Fahey	Defense	Catholic Memorial (USHSE)	United States

JUNE 21, 1997		PITTSBURGH, PA. — PITTSBURGH CIVIC ARENA			
ROUND	OVERALL	NAME	POSITION	1996-97 CLUB (LEAGUE)	COUNTRY OF BIRTH
1	2	Patrick Marleau	Center	Seattle (WHL)	Canada
1 (from CAR)	23	Scott Hannan	Defense	Kelowna (WHL)	Canada
4 (from SJ-NYR)	82	Adam Colagiacomo	Right Wing	London/Oshawa (OHL)	Canada
5 (from BOS)	107	Adam Nittel	Right Wing	Erie (OHL)	Canada
7	163	Joe Dusbabek	Right Wing	Notre Dame (CCHA)	United States



2009-10 SAN JOSE SHARKS

8	192	Cam Severson	Left Wing	Lethbridge/Prince Albert (WHL)	Canada
9	219	Mark Smith	Center	Lethbridge	Canada

JUNE 22, 1996 ROUND		ST. LOUIS, MO. — KIEL CENTER		1995-96 CLUB (LEAGUE)		COUNTRY OF BIRTH
	OVERALL	NAME	POSITION			
1	2	Andrei Zyuzin	Defense	Salavat Yulayev (Russia)		Russia
1 (from CHI)	21	Marco Sturm	Center/LW	Landshut (Germany)		Germany
3	55	Terry Friesen	Goaltender	Swift Current (WHL)		Canada
4	102	Matt Bradley	Right Wing	Kingston (OHL)		Canada
6	137	Michel Larocque	Goaltender	Boston University (HE)		Canada
7	164	Jake Deadmarsh	Defense	Kamloops (WHL)		Canada
8	191	Cory Cyrenne	Center	Brandon (WHL)		Canada
9	217	David Thibault	Left Wing	Drummondville (QMJHL)		Canada

JULY 8, 1995 ROUND		EDMONTON, ALBERTA — EDMONTON COLISEUM		1994-95 CLUB (LEAGUE)		COUNTRY OF BIRTH
	OVERALL	NAME	POSITION			
1	12	Teemu Riihijarvi	Right Wing	Kiekko-Espoo Jrs. (Finland)		Finland
2	38	Peter Roed	Center	White Bear Lake (HS)		United States
3	64	Marko Mäkinen	Right Wing	TPS Jrs. (Finland)		Finland
4	90	Vesa Toskala	Goaltender	Ilves Jrs. (Finland)		Finland
5	116	Miikka Kiprusoff	Goaltender	TPS Jrs. (Finland)		Finland
5 (from DET)	130	Michal Brož	Center	Olomouc Jrs. (Czech)		Czech Republic
6 (from FLA)	140	Timo Hakanen	Center	Assat Jrs. (Finland)		Finland
6	142	Jaroslav Kudrna	Left Wing	Penticton (BCJHL)		Czech Republic
7 (from DAL)	167	Brad Mehalko	Right Wing	Lethbridge (WHL)		Canada
7	168	Robert Jindrich	Defense	Plezn (Czech)		Czech Republic
8	194	Ryan Kraft	Center	Minnesota (WCHA)		United States
9	220	Mikko Markkanen	Right Wing	TPS Jrs. (Finland)		Finland

JUNE 28-29, 1994 ROUND		HARTFORD, CONN. — HARTFORD CIVIC CENTER		1993-94 CLUB (LEAGUE)		COUNTRY OF BIRTH
	OVERALL	NAME	POSITION			
1	11	Jeff Friesen	Left Wing	Regina (WHL)		Canada
2	37	Angel Nikolov	Defense	Litvinov (Czech)		Czech Republic
3	66	Alexei Yegorov	Center	SKA St. Petersburg (CIS)		Russia
4	89	Vaclav Varada	Left Wing	Vitkovice (Czech)		Czech Republic
5	115	Brian Swanson	Center	Omaha (USHL)		United States
6	141	Alexander Korolyuk	Center	Soviet Wings (CIS)		Russia
7	167	Sergei Gorbachev	Right Wing	Dynamo Moscow (CIS)		Russia
8	193	Eric Landry	Right Wing	Guelph (OHL)		Canada
9	219	Evgeni Nabokov	Goaltender	Torpedo UST Kamenogorsk (CIS)		Kazakhstan
10	240	Tomas Piza	Left Wing	Pardubice Jrs. (Czech)		Czech Republic
10	245	Aniket Dhadphale	Left Wing	Marquette Electricians (AAA)		United States
11	271	David Beauregard	Left Wing	St. Hyacinthe (QMJHL)		Canada

JUNE 26, 1993 ROUND		QUEBEC CITY, QUEBEC — LE COLISÉE		1992-93 CLUB (LEAGUE)		COUNTRY OF BIRTH
	OVERALL	NAME	POSITION			
1	6	Viktor Kozlov	Left Wing	Dynamo Moscow (CIS)		Russia
2	28	Shean Donovan	Right Wing	Ottawa (OHL)		Canada
2 (from HFD)	45	Vlastimil Kroupa	Defense	Litvinov (Czech)		Czech Republic
3	58	Ville Peltonen	Left Wing	IFK Helsinki (Finland)		Finland
4	80	Alexander Osadchyy	Defense	CSKA Moscow (CIS)		Ukraine
5	106	Andrei Buschan	Defense	Sokol Kiev (CIS)		Ukraine
6	132	Petri Varis	Center	Ässät Pori (Finland)		Finland
6	154	Fredrik Oduya	Defense	Ottawa (OHL)		Sweden
7	158	Anatoli Filatov	Right Wing	Torpedo UST-Kamenogorsk (CIS)		Kazakhstan
8	184	Todd Holt	Right Wing	Swift Current (WHL)		Canada
9	210	Jonas Forsberg	Goaltender	Djurgarden Jrs. (Sweden)		Sweden
10	236	Jeff Salajko	Goaltender	Ottawa (OHL)		Canada
11	262	Jamie Matthews	Center	Sudbury (OHL)		Canada

JUNE 20, 1992 ROUND		MONTREAL, QUEBEC — MONTREAL FORUM		1991-92 CLUB (LEAGUE)		COUNTRY OF BIRTH
	OVERALL	NAME	POSITION			
1	3	Mike Rathje	Defense	Medicine Hat (WHL)		Canada
1 (from MIN)	10	Andrei Nazarov	Left Wing	Dynamo Moscow (CIS)		Russia
3	51	Alexander Cherbayev	Left Wing	Khimik Voskresensk (CIS)		Russia
4	75	Jan Caloun	Right Wing	Litvinov (Czech)		Czech Republic
5	99	Marcus Ragnarsson	Defense	Djurgarden (Sweden)		Sweden



6	123	Michal Sykora	Defense	Tacoma (WHL)	Czech Republic
7	147	Eric Bellerose	Right Wing	Trois-Riviers (QMJHL)	Canada
8	171	Ryan Smith	Defense	Brandon (WHL)	Canada
9	195	Chris Burns	Goaltender	Thunder Bay (USHL)	Canada
10	219	Alexandr Kholomeyev	Left Wing	Izhorets (CIS)	Russia
11	243	Victor Ignatjev	Defense	Riga Hockey Club (CIS)	Latvia

JUNE 22, 1991 ROUND	OVERALL	BUFFALO, N.Y. — MEMORIAL AUDITORIUM NAME	POSITION	1990-91 CLUB (LEAGUE)	COUNTRY OF BIRTH
1	2	Pat Falloon	Right Wing	Spokane (WHL)	Canada
2	23	Ray Whitney	Center	Spokane (WHL)	Canada
2 (from MIN)	30	Sandis Ozolinsh	Defense	Dynamo Riga (Soviet Elite)	Latvia
3	45	Dody Wood	Center	Seattle (WHL)	Canada
4	67	Kerry Toporowski	Defense	Spokane (WHL)	Canada
5	89	Dan Ryder	Goaltender	Sudbury (OHL)	Canada
6	111	Fredrick Nilsson	Center	Vasteras (Sweden)	Sweden
7	133	Jaroslav Otevrel	Left Wing	Zlin (Czech)	Czech Republic
8	155	Dean Grillo	Right Wing	Warroad, Minn. (H.S.)	United States
9	177	Corwin Saurdiff	Goaltender	Waterloo (USHL)	United States
10	199	Dale Craigwell	Center	Oshawa (OHL)	Canada
11	221	Aaron Kriss	Defense	Cranbrook, Mich. (H.S.)	United States
12	243	Mikhail Kravets	Right Wing	SKA Leningrad (Soviet Elite)	Russia

SUPPLEMENTAL DRAFTS

JUNE 25, 1993 NAME	POSITION	1992-93 CLUB (LEAGUE)
Dean Sylvester	Right Wing	Kent State University (CCHA)

JUNE 19, 1992 NAME	POSITION	1991-92 CLUB (LEAGUE)
Brian Konowalchuk	Center	U. of Denver (WCHA)

JUNE 21, 1991 NAME	POSITION	1990-91 CLUB (LEAGUE)
Jeff McLean	Center	North Dakota (WCHA)
Mark Beaufait	Center	N. Michigan (WCHA)

WAIVER DRAFTS

SEPTEMBER 30, 1996 ROUND	NAME	POSITION	CLAIMED FROM
1	Rob DiMaio	Center/Right Wing	Philadelphia

OCTOBER 4, 1992 ROUND	NAME	POSITION	CLAIMED FROM
1	Yvon Corriveau	Left Wing	Hartford
2	Igor Larionov	Center	Vancouver

PLAYERS LOST IN WAIVER DRAFTS

NAME	POSITION	CLAIMED BY	DATE
Rob Gaudreau	RW	Ottawa	Jan. 18, 1995

DISPERSAL DRAFT — MAY 30, 1991

NAME	POSITION	1990-91 CLUB (LEAGUE)
Shane Churla	Right Wing	Minnesota (NHL)
Brian Hayward	Goaltender	Minnesota (NHL)
Neil Wilkinson	Defense	Minnesota (NHL)
Rob Zettler	Defense	Minnesota (NHL)
Ed Courtenay	Right Wing	Kalamazoo (IHL)
Kevin Evans	Left Wing	Kalamazoo (IHL)
Link Gaetz	Defense	Kalamazoo (IHL)



ENTRY DRAFTS

Dan Kecmer	Defense	Kalamazoo (IHL)
Dean Kolstad	Defense	Kalamazoo (IHL)
Peter Lappin	Right Wing	Kalamazoo (IHL)
Pat MacLeod	Defense	Kalamazoo (IHL)
Mike McHugh	Left Wing	Kalamazoo (IHL)
Jarmo Myllys	Goaltender	Kalamazoo (IHL)
J.F. Quintin	Left Wing	Kalamazoo (IHL)
Scott Cashman	Goaltender	Boston University (Hockey East)
Murray Garbutt	Center	Spokane (WHL)
Rob Gaudreau	Right Wing	Providence College (Hockey East)
Arturs Irbe	Goaltender	Dynamo Riga (Soviet Elite)
Shaun Kane	Defense	Providence College (Hockey East)
Larry Olimb	Center	U. of Minnesota (WCHA)
Tom Pederson	Defense	U. of Minnesota (WCHA)
Bryan Schoen	Goaltender	U. of Denver (WCHA)
John Weisbrod	Center	Harvard (ECAC)
Doug Zmolek	Defense	U. of Minnesota (WCHA)

San Jose also obtained Minnesota's second round selection (30th overall) in 1991 Entry Draft and Minnesota's first round selection (10th overall) in 1992 Entry Draft.

EXPANSION DRAFT — MAY 30, 1991

NAME	POSITION	SELECTED FROM
Jeff Hackett	Goaltender	N.Y. Islanders
Jayson More	Defenseman	Montreal
Rick Lessard	Defenseman	Calgary
Bob McGill	Defenseman	Chicago
Tim Kerr	Right Wing	Philadelphia
Jeff Madill	Right Wing	New Jersey
David Bruce	Left Wing	St. Louis
Greg Paslawski	Right Wing	Buffalo
Bengt Gustafsson	Center	Detroit
Craig Cox	Left Wing	Vancouver



Rob Gaudreau was one of the players taken by San Jose in the 1991 Dispersal Draft.



2008-09
IN REVIEW

Dan Boyle played in his first NHL All-Star Game in 2009 and capped off his memorable season by being named to the NHL's Second All-Star Team.



2008-09 FINAL STANDINGS

EASTERN CONFERENCE

NORTHEAST DIVISION	GP	W	L	OT	GF	GA	PTS
BOSTON (1)	82	53	19	10	274	196	116
MONTREAL (8)	82	41	30	11	249	247	93
BUFFALO (10)	82	41	32	9	250	234	91
OTTAWA (11)	82	36	35	11	217	237	83
TORONTO (12)	82	34	35	13	250	293	81
ATLANTIC DIVISION	GP	W	L	OT	GF	GA	PTS
NEW JERSEY (3)	82	51	27	4	244	209	106
PITTSBURGH (4)	82	45	28	9	264	239	99
PHILADELPHIA (5)	82	44	27	11	264	238	99
NY RANGERS (7)	82	43	30	9	210	218	95
NY ISLANDERS (15)	82	26	47	9	201	279	61
SOUTHEAST DIVISION	GP	W	L	OT	GF	GA	PTS
WASHINGTON (2)	82	50	24	8	272	245	108
CAROLINA (6)	82	45	30	7	239	226	97
FLORIDA (9)	82	41	30	11	234	231	93
ATLANTA (13)	82	35	41	6	257	280	76
TAMPA BAY (15)	82	24	40	18	210	279	66

WESTERN CONFERENCE

CENTRAL DIVISION	GP	W	L	OT	GF	GA	PTS
DETROIT (2)	82	51	21	10	295	244	112
CHICAGO (4)	82	46	24	12	264	216	104
ST. LOUIS (6)	82	41	31	10	233	233	92
COLUMBUS (7)	82	41	31	10	226	230	92
NASHVILLE (10)	82	40	34	8	213	233	88
PACIFIC DIVISION	GP	W	L	OT	GF	GA	PTS
SAN JOSE (1)	82	53	18	11	257	204	117
ANAHEIM (8)	82	42	33	7	245	238	91
DALLAS (12)	82	36	35	11	230	257	83
PHOENIX (13)	82	36	39	7	208	252	79
LOS ANGELES (14)	82	34	37	11	207	234	79
NORTHWEST DIVISION	GP	W	L	OT	GF	GA	PTS
VANCOUVER (3)	82	45	27	10	246	220	100
CALGARY (5)	82	46	30	6	254	248	98
MINNESOTA (9)	82	40	33	9	219	200	89
EDMONTON (11)	82	38	35	9	234	248	85
COLORADO (15)	82	32	45	5	199	257	69

BY CONFERENCE

EASTERN	GP	W	L	OT	GF	GA	PTS
BOSTON	82	53	19	10	274	196	116
WASHINGTON	82	50	24	8	272	245	108
NEW JERSEY	82	51	27	4	244	209	106
PITTSBURGH	82	45	28	9	264	239	99
PHILADELPHIA	82	44	27	11	264	238	99
CAROLINA	82	45	30	7	239	226	97
NY RANGERS	82	43	30	9	210	218	95
MONTREAL	82	41	30	11	249	247	93
FLORIDA	82	41	30	11	234	231	93
BUFFALO	82	41	32	9	250	234	91
OTTAWA	82	36	35	11	217	237	83
TORONTO	82	34	35	13	250	293	81
ATLANTA	82	35	41	6	257	280	76
TAMPA BAY	82	24	40	18	210	279	66
NY ISLANDERS	82	26	47	9	201	279	61
WESTERN	GP	W	L	OT	GF	GA	PTS
SAN JOSE	82	53	18	11	257	204	117
DETROIT	82	51	21	10	295	244	112
VANCOUVER	82	45	27	10	246	220	100
CHICAGO	82	46	24	12	264	216	104
CALGARY	82	46	30	6	254	248	98
ST. LOUIS	82	41	31	10	233	233	92
COLUMBUS	82	41	31	10	226	230	92
ANAHEIM	82	42	33	7	245	238	91
MINNESOTA	82	40	33	9	219	200	89
NASHVILLE	82	40	34	8	213	233	88
EDMONTON	82	38	35	9	234	248	85
DALLAS	82	36	35	11	230	257	83
PHOENIX	82	36	39	7	208	252	79
LOS ANGELES	82	34	37	11	207	234	79
COLORADO	82	32	45	5	199	257	69



POS	NO	PLAYER	GP	A/TOI	G	A	PTS	+/-	PIM	PP	SH	GW	S	S/PCT
C	19	JOE THORNTON	82	19:27	25	61	86	16	56	11	0	3	139	18.0
C	12	PATRICK MARLEAU	76	21:21	38	33	71	16	18	11	5	10	251	15.1
R	16	DEVIN SETOGUCHI	81	16:12	31	34	65	16	25	11	0	3	246	12.6
C	8	JOE PAVELSKI	80	18:57	25	34	59	5	46	8	3	3	266	9.4
L	9	MILAN MICHALEK	77	18:27	23	34	57	11	52	6	0	6	179	12.8
D	22	DAN BOYLE	77	24:46	16	41	57	6	52	8	0	4	213	7.5
L	29	RYANE CLOWE	71	17:46	22	30	52	8	51	11	0	1	161	13.7
D	4	ROBERT BLAKE	73	21:16	10	35	45	15	110	6	0	1	198	5.1
D	10	CHRISTIAN EHRRHOFF	77	21:14	8	34	42	-12	63	5	0	2	165	4.8
D	44	M-E VLASIC	82	23:54	6	30	36	15	42	3	0	1	104	5.8
R	14	J. CHEECHOO	66	15:19	12	17	29	-3	59	5	1	4	152	7.9
R	25	MIKE GRIER	62	15:00	10	13	23	8	25	0	1	2	108	9.3
L	24	TRAVIS MOEN (ANA)	63	14:52	4	7	11	-17	77	0	2	1	77	5.2
		(S.J.)	19	15:21	3	2	5	-1	14	0	1	1	24	12.5
		(TOTAL)	82	14:59	7	9	16	-18	91	0	3	2	101	6.9
C	39	*TOMAS PLIHAL	64	10:08	5	8	13	-4	22	0	1	1	79	6.3
C	27	JEREMY ROENICK	42	11:38	4	9	13	-1	24	1	0	0	50	8.0
C	11	MARCEL GOC	55	13:55	2	9	11	-6	18	0	0	1	104	1.9
D	21	ALEXEI SEMENOV	47	13:02	1	7	8	3	57	0	0	0	28	3.6
D	37	BRAD LUKOWICH	58	16:12	0	8	8	5	12	0	0	0	43	.0
D	3	DOUGLAS MURRAY	75	16:38	0	7	7	6	38	0	0	0	56	.0
L	64	*JAMIE MCGINN	35	8:55	4	2	6	-6	2	1	0	1	27	14.8
D	40	KENT HUSKINS (ANA)	33	18:47	2	4	6	6	27	0	0	0	20	10.0
L	43	*LUKAS KASPAR	13	9:08	2	2	4	0	8	0	0	1	14	14.3
L	45	JODY SHELLEY	70	6:11	2	2	4	-6	116	0	0	1	44	4.5
R	59	*BRAD STAUBITZ	35	6:13	1	2	3	0	76	0	0	1	22	4.5
R	47	TOM CAVANAGH	17	7:43	1	1	2	-2	4	0	0	0	9	11.1
R	32	CLAUDE LEMIEUX	18	7:39	0	1	1	-5	21	0	0	0	17	.0
G	20	EVGENI NABOKOV	62	59:27	0	1	1	0	12	0	0	0	0	.0
C	40	*RILEY ARMSTRONG	2	7:26	0	0	0	-1	2	0	0	0	1	.0
R	53	*RYAN VESCE	10	9:44	0	0	0	-2	4	0	0	0	11	.0
D	65	*DEREK JOSLIN	12	11:21	0	0	0	-3	6	0	0	0	9	.0
G	33	BRIAN BOUCHER	22	58:41	0	0	0	0	2	0	0	0	0	.0

* — ROOKIE

NO	GOALTENDER	GP	MINS	AVG	W	L	OT	EN	SO	GA	SA	SV%	G	A	PIM
33	BRIAN BOUCHER	22	1291	2.18	12	6	3	2	2	47	563	.917	0	0	2
20	E. NABOKOV	62	3686	2.44	41	12	8	0	7	150	1663	.910	0	1	12
	TOTALS	82	5000	2.39	53	18	11	2	9	199	2228	.911			



2008-09 STATISTICAL BREAKDOWN

Overall Record	53-18-11	Even shots	1-2-1
Home Record	32-5-4	vs. EASTERN CONFERENCE	12-3-3
Road Record	21-13-7	vs. NORTHEAST	3-1-1
Overtime record	10-11	vs. ATLANTIC	5-1-1
1-Goal Game Record	26-18	vs. SOUTHEAST	4-1-1
2-Goal Game Record	13-4	vs. WESTERN CONFERENCE	41-15-8
3-Goal Game Record	14-7	vs. CENTRAL	10-5-5
Scoring First	36-6-4	vs. PACIFIC	17-7-0
Opp. Scoring First	17-12-7	vs. NORTHWEST	14-3-3
Leading After 1 Period	24-2-3	October	9-2-0 (18 pts.)
Trailing After 1 Period	11-12-5	November	11-1-1 (23 pts.)
Tied After 1 Period	18-4-3	December	8-1-4 (20 pts.)
Leading After 2 Periods	33-1-4	January	8-3-0 (16 pts.)
Trailing After 2 Periods	5-16-4	February	6-3-4 (16 pts.)
Tied After 2 Periods	15-1-3	March	8-5-2 (18 pts.)
Outshooting opponent	34-12-7	April	3-3-0 (6 pts.)
Outshot	18-4-3		

GOALS BY PERIOD	1	2	3	OT	T
SHARKS	83	91	72	4	251 (3.06 avg.)
Opponents	79	56	58	6	199 (2.43 avg.)

* — GOALS FOR and AGAINST totals do not include shootout-deciding goals.

SHOTS BY PERIOD	1	2	3	OT	T
SHARKS	837	971	859	53	2720 (33.2 avg.)
Opponents	671	761	755	41	2228 (27.1 avg.)

POWER PLAY	G	ATT	PCT
Overall	87	360	24.2% (3rd NHL)
Home	41	197	20.8% (10th NHL)
Road	46	163	28.2% (1st NHL)
11 Short Handed Goals Allowed (T-24th NHL)			

PENALTY KILLING	G	TSH	PCT
Overall	51	306	83.3% (5th NHL)
Home	20	135	85.2% (6th NHL)
Road	31	171	81.9% (10th NHL)
7 Short Handed Goals Scored (T-16th NHL)			

PENALTIES	GP	MIN	AVG
SHARKS	82	1,053	13.1 (8th NHL)

SITUATIONAL GOALS FOR AND AGAINST	GF	GA
Five-on-Five	136	125
Five-on-Four	77	10
Five-on-Three	8	0
Four-on-Four	10	11
Four-on-Three	2	1
Three-on-Three	0	0
Three-on-Four	0	1
Three-on-Five	0	7
Four-on-Five	11	42
Empty Net	7	2
Penalty Shot	0	1
TOTALS	251	199

* — GOALS FOR and AGAINST totals do not include shootout-deciding goals.

SHARKS 2008-09 HOME ROAD SCORING



PLAYER	HOME					ROAD					TOTAL				
	GP	G	A	P	+/-	GP	G	A	P	+/-	GP	G	A	P	+/-
Marleau	39	20	18	38	16	37	18	15	33	0	76	38	33	71	16
Thornton	41	15	30	45	16	41	10	31	41	0	82	25	61	86	16
Setoguchi	41	14	24	38	21	40	17	10	27	-5	81	31	34	65	16
Pavelski	41	14	19	33	14	39	11	15	26	-9	80	25	34	59	5
Michalek	38	12	25	37	14	39	11	9	20	-3	77	23	34	57	11
Boyle	38	7	23	30	16	39	9	18	27	-10	77	16	41	57	6
Clowe	35	14	15	29	7	36	8	15	23	1	71	22	30	52	8
Blake	37	5	19	24	12	36	5	16	21	3	73	10	35	45	15
Ehrhoff	40	5	11	16	-2	37	3	23	26	-10	77	8	34	42	-12
Vlasic	41	5	16	21	17	41	1	14	15	-2	82	6	30	36	15
Cheechoo	31	6	10	16	-7	35	6	7	13	4	66	12	17	29	-3
Grier	33	6	6	12	1	29	4	7	11	7	62	10	13	23	8
Moen*	39	3	4	7	-8	43	4	5	9	-10	82	7	9	16	-18
Plihal	32	3	4	7	0	32	2	4	6	-4	64	5	8	13	-4
Roenick	22	2	5	7	-2	20	2	4	6	1	42	4	9	13	-1
Goc	28	1	5	6	-3	27	1	4	5	-3	55	2	9	11	-6
Semenov	21	1	4	5	6	26	0	3	3	-3	47	1	7	8	3
Lukowich	28	0	5	5	5	30	0	3	3	0	58	0	8	8	5
Murray	39	0	5	5	5	36	0	2	2	1	75	0	7	7	6
McGinn	15	3	1	4	-1	20	1	1	2	-5	35	4	2	6	-6
Kaspar	8	1	2	3	0	5	1	0	1	0	13	2	2	4	0
Shelley	36	1	2	3	2	34	1	0	1	-8	70	2	2	4	-6
Staubitz	17	0	1	1	-1	18	1	1	2	1	35	1	2	3	0
Cavanagh	9	1	1	2	2	8	0	0	0	-4	17	1	1	2	-2
Lemieux	8	0	1	1	0	10	0	0	0	-5	18	0	1	1	-5
Joslin	7	0	0	0	-2	5	0	0	0	-1	12	0	0	0	-3
Vesce	4	0	0	0	-1	6	0	0	0	-1	10	0	0	0	-2
Armstrong	1	0	0	0	-1	1	0	0	0	0	2	0	0	0	-1

* — Moen's totals are for the entire season

2008-09 SHARKS SPECIAL TEAMS SCORING

Power Play Player	G	A	PTS
Thornton	11	24	35
Boyle	8	24	32
Ehrhoff	5	20	25
Clowe	11	13	24
Setoguchi	11	12	23
Pavelski	8	15	23
Blake	6	16	22
Vlasic	3	18	21
Michalek	6	13	19
Marleau	11	7	18
Cheechoo	5	4	9
Roenick	1	2	3
Semenov	0	1	1
McGinn	1	0	1
Kaspar	0	1	1

Short Handed Player	G	A	PTS
Marleau	5	2	7
Pavelski	3	1	4
Grier	1	3	4
Moen*	3	0	3
Michalek	0	2	2
Boyle	0	1	1
Cheechoo	1	0	1
Vlasic	0	1	1
Plihal	1	0	1

* — Moen's totals are for the entire season



2008-09 GAME-BY-GAME RESULTS



Ryane Clowe was one of six Sharks to score 20-plus goals (22) in 2008-09.

NO	DATE	TEAM	DEC	SCORE	RECORD	SJ GOALS	PP	PK	SF-SA	GOALIE	ATT
1	10/9	Anaheim	W	4-1	1-0-0	14, <u>14</u> , <u>10</u> , 16	2/7	2/2	41-29	20	17,496
2	10/11	Los Angeles	W	3-1	2-0-0	16, 39 , 8	0/6	3/4	41-13	20	17,496
3	10/12	@Los Angeles	W	1-0	3-0-0	43	0/3	5/5	19-21	33	18,118
4	10/14	Columbus	W	5-2	4-0-0	14*, <u>9</u> , 12 , 12*, 44	1/2	4/6	25-33	20	17,496
5	10/17	@Anaheim	L	0-4	4-1-0		0/7	6/7	38-20	20	17,174
6	10/18	Philadelphia	W*	5-4	5-1-0	8, 10, <u>14</u> , 16, 22	1/7	2/2	45-17	20	17,496
7	10/22	@Philadelphia	W SO	7-6	6-1-0	<u>8</u> , <u>29</u> , 12, 16, 22, 12, 8!	2/5	1/3	35-29	20	19,072
8	10/24	@Florida	L	3-4	6-2-0	<u>19</u> , <u>29</u> , 12*	2/5	3/3	50-35	20	15,232
9	10/25	@Tampa Bay	W	3-0	7-2-0	11 , <u>29</u> , 16	1/6	2/2	45-22	33	16,831
10	10/28	Pittsburgh	W	2-1	8-2-0	8*, 25	0/6	2/2	34-11	20	17,496
11	10/30	Detroit	W	4-2	9-2-0	12, 64, 29 , 8	1/2	2/2	33-27	20	17,496
12	11/2	@Colorado	W	5-3	10-2-0	9, 16, 16, 9 , 29	0/2	3/3	29-36	20	15,452
13	11/4	Minnesota	W	3-1	11-2-0	25, 64 , 29	0/6	3/3	49-24	20	17,183
14	11/6	St. Louis	W SO	5-4	12-2-0	19, <u>4</u> , 29, 29 29 !	1/6	7/8	43-29	20	17,496
15	11/8	Dallas	W	2-1	13-2-0	22 , 12	0/3	4/4	33-24	33	17,496
16	11/9	@Phoenix	L	2-4	13-3-0	22 , 29	2/5	5/7	32-30	33	15,056
17	11/11	Nashville	L*	3-4	13-3-1	16, <u>4</u> , 16	1/9	2/2	57-29	33	17,496
18	11/13	Calgary	W	6-1	14-3-1	8, 9 , <u>12</u> , <u>19</u> , 9, 8	4/9	3/4	46-24	33	17,496
19	11/16	@Chicago	W	6-5	15-3-1	9, <u>19</u> , <u>22</u> , 27, <u>22</u> , 16	4/6	3/5	31-33	33	21,181
20	11/17	@Nashville	W	4-1	16-3-1	<u>16</u> , 45 , 39, 12	1/7	6/6	32-33	33	13,312
21	11/22	Washington	W	7-2	17-3-1	12, 29, 16 , <u>19</u> , <u>44</u> , <u>29</u> , 25	2/6	3/4	28-21	33	17,496
22	11/26	Chicago	W	3-2	18-3-1	<u>4</u> , 12, 19	1/2	1/2	40-26	20	17,496
23	11/28	@Dallas	W	6-2	19-3-1	8, <u>22</u> , 22 , <u>9</u> , 4, 39	2/6	5/5	30-27	20	18,532
24	11/29	@Phoenix	W	3-2	20-3-1	8, <u>4</u> , 8	0/3	4/5	23-20	20	14,007
25	12/2	Toronto	W	5-2	21-3-1	16, 19, 22 , <u>44</u> , 8*	1/3	4/4	31-30	20	17,496
26	12/4	Columbus	W	3-2	22-3-1	<u>12</u> , <u>27</u> , 19	2/6	2/2	22-31	20	17,496
27	12/6	Edmonton	L*	2-3	22-3-2	<u>22</u> , 27	1/4	3/5	43-17	20	17,496
28	12/11	Anaheim	W	2-0	23-3-2	12 , 16	0/3	5/5	27-31	20	17,496
29	12/13	St. Louis	W	5-4	24-3-2	14, 25, 16, <u>29</u> , 12	1/5	5/6	38-33	20	17,496
30	12/15	@Los Angeles	W SO	3-2	25-3-2	<u>29</u> , 12*, 29 !	1/1	5/5	25-28	33	16,005
31	12/17	@Columbus	L*	1-2	25-3-3	<u>16</u>	0/5	3/3	48-32	20	13,884
32	12/18	@Detroit	L	0-6	25-4-3		0/2	3/3	28-28	20	19,507
33	12/20	NY Rangers	W	3-2	26-4-3	<u>22</u> , <u>29</u> , 12	2/5	2/2	30-34	20	17,496
34	12/23	Vancouver	W	5-0	27-4-3	<u>4</u> , <u>12</u> , <u>16</u> , 19, 39	2/6	2/2	31-33	20	17,496
35	12/27	@St. Louis	L*	2-3	27-4-4	14, 25	0/3	2/2	26-28	20	19,150
36	12/29	@Dallas	W	3-1	28-4-4	14, 9 , 29^	0/3	6/6	19-29	20	18,532
37	12/31	@Minnesota	L*	2-3	28-4-5	<u>16</u> , 9	1/2	1/3	34-32	20	18,568
38	1/3	NY Islanders	W	5-3	29-4-5	29, 25, 22, 25 , 12^	0/4	2/2	47-24	20	17,496
39	1/6	@Calgary	L	2-5	29-5-5	<u>29</u> , 25*	1/4	2/3	28-28	20/33	19,289
40	1/9	@Edmonton	W	4-1	30-5-5	16 , <u>59</u> , 12, 12	2/4	5/6	31-26	20	16,839
41	1/10	@Vancouver	W	4-2	31-5-5	<u>4</u> , 25, <u>12</u> , 12	2/6	5/6	27-26	33	18,630
42	1/13	Tampa Bay	W	7-1	32-5-5	16, 12 , 19, <u>9</u> , <u>29</u> , 8, 39	3/8	2/2	42-25	20	17,496
43	1/15	Calgary	L	2-3	32-6-5	29, 19	0/5	4/5	35-31	20	17,496
44	1/17	Detroit	W	6-5	33-6-5	22, 8, <u>10</u> , <u>14</u> , 9 , 12	2/3	2/3	41-34	20	17,496
45	1/20	Vancouver	W*	2-1	34-6-5	16, 12	1/4	1/1	29-14	20	17,496
46	1/27	@Colorado	W	3-1	35-6-5	9 , 9, 12^	1/4	3/3	38-31	20	14,592

2008-09 GAME-BY-GAME RESULTS



47	1/29	Phoenix	W	2-0	36-6-5	10 , 11 ^	1/5	6/6	29-24	20	17,496
48	1/31	Chicago	L	2-4	36-7-5	10 , 9	1/5	1/3	34-29	20	17,496
49	2/5	Carolina	OT SO	3-4	36-7-6	29, 21 , 44	1/6	2/2	40-29	20	17,496
50	2/7	@Columbus	L*	2-3	36-7-7	16 , 10	1/5	1/1	30-20	20	18,144
51	2/10	@Boston	W	5-2	37-7-7	4 , 12 , 9 , 19 , 25 ^	1/1	5/5	31-30	20	17,565
52	2/11	@Pittsburgh	OT SO	1-2	37-7-8	8	0/1	3/3	37-36	33	17,034
53	2/13	@Buffalo	OT SO	5-6	37-7-9	12 , 12 , 22 , 16 , 8	2/2	3/6	35-35	20	18,690
54	2/15	@New Jersey	L	5-6	37-8-9	4 , 12 , 14 , 16 , 8 *	2/5	5/8	32-29	20	17,625
55	2/17	Edmonton	W	4-2	38-8-9	8 , 12 , 12 *, 19	0/4	5/6	31-26	20	17,496
56	2/19	Los Angeles	W	4-2	39-8-9	43 , 12 , 44 , 9	1/5	3/4	40-32	20	17,496
57	2/21	Atlanta	W	3-1	40-8-9	29, 14 , 19	2/3	4/5	31-23	20	17,496
58	2/23	@Dallas	W	1-0	41-8-9	16	0/3	4/4	24-29	20	17,988
59	2/25	@Detroit	L	1-4	41-9-9	10	1/7	5/7	35-33	20	20,066
60	2/26	@Ottawa	W	2-1	42-9-9	9 , 12	2/4	3/4	24-24	33	17,791
61	2/28	@Montreal	L	2-3	42-10-9	8 , 19	1/2	0/1	48-21	33	21,273
62	3/3	Dallas	L	1-4	42-11-9	19	1/5	5/6	25-31	33	17,496
63	3/5	Minnesota	L*	3-4	42-11-10	8 , 29 , 8	0/2	0/0	35-36	33	17,496
64	3/7	@Vancouver	L	1-3	42-12-10	19	1/3	5/6	29-29	33	18,630
65	3/10	@Minnesota	W*	5-4	43-12-10	19, 24 *, 19 , 9 , 10	1/3	3/3	23-29	33	18,568
66	3/12	@St. Louis	L	1-3	43-13-10	12	1/7	4/4	25-26	33	19,150
67	3/14	Los Angeles	W SO	2-1	44-13-10	9 , 14 !	0/8	4/4	39-24	20	17,496
68	3/15	@Anaheim	W	1-0	45-13-10	24	0/4	4/4	30-34	20	17,511
69	3/17	@Phoenix	L	3-4	45-14-10	19 , 19 , 12	1/3	1/4	36-20	20/33	15,563
70	3/19	Nashville	W SO	3-2	46-14-10	4 , 9 , 14 !	1/4	2/2	38-26	20	17,496
71	3/21	Dallas	W	5-2	47-14-10	19 , 16 , 8 , 9 , 12 ^	1/4	4/4	30-25	20	17,496
72	3/22	Colorado	W	3-1	48-14-10	64 , 9 , 16 ^	1/2	2/2	28-32	20	17,496
73	3/25	@Chicago	OT SO	5-6	48-14-11	16 , 64 , 44 , 16 , 19	1/2	2/2	28-32	20	21,812
74	3/26	@Nashville	L	3-2	48-15-11	8 , 16	2/4	3/4	31-33	20	16,562
75	3/28	Phoenix	W	3-2	49-15-11	45 , 47 , 8	1/3	2/2	32-27	20	17,496
76	3/30	@Calgary	W	2-1	50-15-11	22 , 14	1/2	2/2	17-29	20	19,289
77	4/2	@Edmonton	W	2-1	51-15-11	14 , 22	1/3	4/5	22-26	20	16,839
78	4/4	Anaheim	L	2-5	51-16-11	19 , 9	1/3	0/1	30-28	20	17,496
79	4/5	@Anaheim	W	3-2	52-16-11	27 , 8 , 14	2/7	1/2	26-21	33	17,398
80	4/7	Colorado	W	1-0	53-16-11	8 !	0/5	3/3	30-20	20	17,496
81	4/9	Phoenix	L	1-4	53-17-11	24	0/6	2/3	41-17	20	17,496
82	4/11	@Los Angeles	L	3-4	53-18-11	16 , 8 , 12	3/6	4/5	30-24	20	18,118

KEY: W* = overtime win, L* = overtime loss, W SO = Shootout win, OT SO = shootout loss, power play, shorthanded *, game-winning, penalty shot #, empty net ^, shootout determining goal!

GOALTENDERS: 20 — Nabokov; 33 — Boucher. Goaltender receiving decision under multiple entries is in **BOLD**.



Joe Thornton led the Sharks in scoring for the third straight full season in 2008-09.



FRANCHISE RECORDS TIED OR SET IN 2008-09

(* — TIED FRANCHISE RECORD)

INDIVIDUAL

MOST SHOTS BY A DEFENSEMAN

IN A SEASON — Dan Boyle, 213

GORDIE HOWE HAT TRICK

— Ryane Clowe (1-1=2, 7 PIM),
Nov. 4 vs. Minnesota

MOST POINTS, PERIOD — 4,

(4 times, most recent — Joe
Thornton (1-3=4), 12/2/08 vs.
Toronto (5-2 W, 1st period)*

MOST ASSISTS, GAME — 4

(16 times, most recent — J.
Thornton, 2/13/09 at Buffalo
[5-6 L SO])*

MOST SHOTS, GAME — 10, (3

times, most recent — Devin
Setoguchi, 11/11/08 vs.
Nashville (3-4 L OT)*

MOST SHOTS, PERIOD — 7, Joe

Pavelski, 11/4/08 vs. Minnesota
(3-1 W), 3rd period

MOST CONSECUTIVE GAMES

PLAYED — 304, Joe Thornton
— 12/2/05 thru present

GOALTENDING

MOST MINUTES, GAME — 65:00

(77 times, most recent — Evgeni
Nabokov, 4/7/09 vs. Colorado
[1-0 W SO])*

FEWEST GOALS ALLOWED, GAME

— 0 (96 times, most recent
— Evgeni Nabokov, 4/7/09 vs.
Colorado [1-0 W SO])*

FEWEST SHOTS FACED, GAME — 11,

Evgeni Nabokov, 10/28/08 vs.
Pittsburgh (2-1 W)

LONGEST SHUTOUT STREAK — 170:58, Evgeni Nabokov, 1/20/09 vs. Vancouver (1st period) thru 1/31/09 vs. Chicago (1st period)



Devin Setoguchi became the sixth player in Sharks history to score 30 goals with 31 in 2008-09.

TEAM, SEASON

MOST WINS — 53

MOST POINTS — 117

MOST HOME WINS — 32

BEST POWER PLAY PERCENTAGE — 24.2%

BEST ROAD POWER PLAY PERCENTAGE — 28.2%

MOST ROAD POWER PLAY GOALS — 46

MOST SHOTS — 2,720

MOST 40+ SHOT GAMES IN A SEASON — 19

MOST 45+ SHOT GAMES IN A SEASON — 9

TEAM, GAME

FEWEST GOALS ALLOWED, GAME AT HOME — 0 (49 times, most recent — 4/7/09 vs. Phoenix [1-0 W SO])*

FEWEST GOALS ALLOWED, GAME ON ROAD — 0 (47 times, most recent — 3/15/09 at Anaheim [1-0 W])*

FASTEST 5 GOALS FROM START OF GAME, FOR — 20:43, 12/23/08 vs. Vancouver (5-0- W), R. Blake, P.

Marleau, D. Setoguchi, J. Thornton, T. Plihal

FASTEST 5 GOALS, FOR — 12:12, 1/13/09 vs. Tampa Bay (7-1 W), J. Thornton, M. Michalek, R. Clowe, J.

Pavelski, T. Plihal

WIDEST MARGIN OF VICTORY, HOME — 6 goals (9 times, most recent — 1/13/09 vs. Tampa Bay [7-1 W])

MOST SHOTS, GAME AT HOME — 57, 11/11/08 vs. Nashville (3-4 L OT)

MOST SHOTS, GAME ON ROAD — 50 (2 times, most recent — 10/24/08 at Florida (3-4 L)*

FEWEST SHOTS FACED, GAME AT HOME — 11, 10/28/08 vs. Pittsburgh (2-1 W)

MOST SHOTS, OT AT HOME — 7, 4/7/09 vs. Colorado (1-0 W SO)

LARGEST MARGIN OUTSHOOTING, ROAD — 27 — 2/28/09 at Montreal [2-3 L], 21 MTL, 48 S.J.)



MOST PPG FOR, GAME ON ROAD — 4 (2 times, most recent — 11/16/08 at Chicago [6-5 W], 4 of 6)*
MOST CONSECUTIVE GAMES SCORING PPG — 11, 3/17/09 at Phoenix thru 4/5/09 at Anaheim [13 of 37])
FEWEST PENALTIES FOR, GAME AT HOME — 0, 3/5/09 vs. Minnesota [3-4 L OT]), 0 PIM
FEWEST PIM FOR, GAME AT HOME — 0, 3/5/09 vs. Minnesota (3-4 L SO)
FEWEST PENALTY MINUTES, GAME BY BOTH TEAMS, HOME — 4, 3/5/09 vs. Minnesota (3-4 L OT); 2 MIN, 0 S.J.
FEWEST PENALTIES, GAME BY BOTH TEAMS, HOME — 2, 3/5/09 vs. Minnesota (3-4 L OT); 2 S.J., 0 MIN

TEAM STREAKS

MOST CONSECUTIVE GAMES RECORDING A POINT, HOME — 31, 3/3/08 vs. Montreal thru 1/13/09 vs. Tampa Bay (28-0-3)
LONGEST SCORELESS STREAK, OPPONENT — 171:18, 1/20/09 vs. Vancouver (1st period) thru 1/31/09 vs. Chicago (1st period)

INDIVIDUAL LEADERS

POINTS	Thornton (86), Marleau (71), Setoguchi (65)
GOALS	Marleau (38), Setoguchi (31), Thornton (25), Pavelski (25)
ASSISTS	Thornton (61), Boyle (41), Blake (35)
PP GOALS	Thornton, Clowe, Marleau, Setoguchi (11); Boyle, Pavelski (8)
SH GOALS	Marleau (5), Pavelski (3), Moen (3 w/ANA)
GW GOALS	Marleau (10), Michalek (6), Boyle (4)
3 OR MORE GOALS	None
PENALTY MINUTES	Shelley (116), Blake (110), Moen (91 [77 w/ANA, 14 w/SJ])
SHOTS ON GOAL	Pavelski (267), Marleau (251), Setoguchi (246)
PLUS/MINUS	Thornton, Marleau, Setoguchi (+17); Blake, Vlasic (+15), Michalek (+11)

GOALTENDERS

GAMES PLAYED	Nabokov (62), Boucher (22)
MINUTES	Nabokov (3,686), Boucher (1,291)
WINS	Nabokov (41), Boucher (12)
GOALS-AGAINST AVG.	Boucher (2.18), Nabokov (2.44)
SHUTOUTS	Nabokov (7), Boucher (2)



Marc-Edouard Vlasic's plus-15 in 2008-09 was tied for second on the Sharks.



2008-09 SHARKS HIGHS/LOWS

SEASON	CATEGORY	ALL-TIME
GOALS		
7, 3X MR, 1/13/09 vs. Tampa Bay (7-1 W)	Most, Game	10, 85X MR, 4/7/09 vs. Colorado (1-0 W SO)
0, 2X, MR, 12/18/08 at Detroit (0-6 L)	Fewest, Game	0, 84X MR, 12/18/08 at Detroit (0-6 L)
6, 5X, MR, 3/25/09 at Chicago (5-6 L SO)	Most Allowed	13, 2/10/93 at Calgary (1-13 L)
0, 9X MR, 4/7/09 vs. Colorado (1-0 W SO)	Fewest Allowed	0, 96X MR, 4/7/09 vs. Colorado (1-0 W SO)
4, 4X MR, 2/10/09 at Boston (5-2 W), 3rd	Most, Period	6, 1/30/96 vs. Hartford (8-2 W), 2nd
3, 14X, MR, 3/26/09 at Nashville (2-3 L), 2nd	Most Allowed, Period	8, 12/17/91 at Pittsburgh (2-10 L), 2nd
SHOTS		
57, 11/11/08 vs. Nashville (3-4 L OT)	Most, Game	57, 11/11/08 vs. Nashville (3-4 L OT)
17, 3/30/09 at Calgary (2-1 W)	Fewest, Game	9, 11/4/98 vs. Dallas (4-0 W)
36, 3X, MR, 3/05/09 vs. Minnesota (3-4 L OT)	Most Faced, Game	59, 12/26/92 vs. Los Angeles (7-2 W)
11, 10/28/08 vs. Pittsburgh (2-1 W)	Fewest Faced, Game	11, 10/28/08 vs. Pittsburgh (2-1 W)
22, 2X MR, 11/11/08 vs. Nashville (3-4 L OT), 2nd	Most, Period	26, 10/4/99 vs. Chicago (7-1 W), 3rd
2, 4/7/09 vs. Colorado (1-0 W SO), 1st	Fewest, Period	0, 2X MR 2/26/98 vs. St. Louis (3-1 W), 3rd
18, 2X MR, 2/13/09 at Buffalo (5-6 L SO), 1st	Most Faced, Period	25, 3X MR, 3/5/96 at Colorado (5-3 W), 3rd
1, 12/6/08 vs. Edmonton (2-3 L OT), 1st	Fewest Faced, Period	0, 4X MR, 3/21/08 vs. Anaheim (2-1 W), 3rd
SPECIAL TEAMS		
4, 2X, MR, 11/16/08 at Chicago (6-5 W)	Most PPG, Game	6, 1/7/07 vs. Detroit (9-4 W)
3, 3X MR, 3/17/09 at Phoenix (3-4 L)	Most PPG Allowed, Game	5, 5X MR, 2/18/04 at Nashville (3-7 L)
2, 10/14/08 vs. Columbus (5-2 W)	Most SHG, Game	3, 10/18/96 at Anaheim (4-1 W)
1, 11X MR, 4/5/09 at Anaheim (3-2 W)	Most SHG Allowed, Game	2, 12X MR, 1/14/06 at Montreal (2-6 L)
13, 2/17/09 vs. Edmonton (4-2 W), 40 PIM	Most Penalties For, Game	21, 1/26/93 at Los Angeles (1-7 L), 92 PIM
14, 4/5/09 at Anaheim (3-2 W), 52 PIM	Most Penalties by Opp., Game	22, 2/18/93 vs. Winnipeg (5-3 W), 82 PIM
1, 2X MR, 2/11/09 at Pittsburgh (1-2 L SO), 2 PIM	Fewest Penalties For, Game	0, 3X MR, 3/05/09 vs. Minnesota (3-4 L OT)
1, 2/11/09 at Pittsburgh (1-2 L SO), 2 PIM	Fewest Penalties by Opp., Game	1, 14X MR, 2/11/09 at Pittsburgh (1-2 L SO), 2 PIM
40, 2/17/09 vs. Edmonton (4-2 W), 13 penalties	Most PIM, Game	102, 2/5/97 vs. Los Angeles (3-2 W), 17 Penalties
0, 3/05/09 vs. Minnesota (3-4 L OT)	Fewest PIM, Game	0, 3X MR, 3/05/09 vs. Minnesota (3-4 L OT)



OVERALL STREAKS		
9, 11/13/08 vs. Calgary thru 12/4/08 vs. Columbus (9-0-0)	Longest Winning	11, 2/21/08 at Philadelphia thru 3/14/08 vs. St. Louis (11-0-0)
9, 11/13/08 vs. Calgary thru 12/4/08 vs. Columbus (9-0-0)	Longest Unbeaten	11, 2/21/08 at Philadelphia thru 3/14/08 vs. St. Louis (11-0-0)
15, 11/11/08 vs. Nashville thru 12/17/08 at Columbus (12-0-3)	Most Games Recording a Point	20, 2/21/08 at Philadelphia thru 4/1/08 vs. Los Angeles (18-0-2)
2, 2X MR, 4/9/09 vs. Phoenix (1-4 L) thru 4/11/09 at Los Angeles (3-4 L)	Longest Losing in Regulation	17 games, 1/4/93 vs. Montreal thru 2/12/93 at Edmonton (ties NHL record)
4, 2/28/08 at Montreal (4-5 L) thru 3/7/09 @ Vancouver (1-3 L) (0-3-1)	Longest Winless	20 games, 12/29/92 at Vancouver thru 2/12/93 at Edmonton (0-19-1)
RTSS (REAL TIME SCORING STATISTICS)		
45, 2/23/09 at Dallas (1-0 W)	Hits, Game	50, 12/4/06 at Dallas (0-1 L)
22, 11/26/08 vs. Chicago (3-2 W OT)	Blocked Shots, Game	25, 11/28/07 vs. Los Angeles (2-3 LSO)
16, 2X MR, 3/21/09 vs. Dallas (5-2 W)	Takeaways, Game	29, 10/22/01 at New York Rangers (5-1 W)
SHARKS INDIVIDUAL		
4, 5X MR, J. Thornton (0-4=4), 2/13/09 at Buffalo (5-6 L SO)	Most Points, Game	6, O. Nolan (3-3=6) 10/4/99 vs. Chicago (7-1 W)
2, 25X MR, D. Setoguchi (2-0=2), 3/25/09 at Chicago (5-6 L SO)	Most Goals, Game	4, O. Nolan (4-1=5), 12/19/95 at Anaheim
4, 3X MR, J. Thornton (0-4=4), 2/13/09 at Buffalo (5-6 L SO)	Most Assists, Game	4, 16X MR, J. Thornton, 2/13/09 at Buffalo (5-6 L SO)
35, B. Boucher, 2/11/09 at Pittsburgh (1-2 L SO)	Most Saves, Game	57, Jeff Hackett, 12/26/92 vs. Los Angeles (7-2 W)
10, D. Setoguchi, 11/11/08 vs. Nashville (3-4 L OT)	Most Shots, Game	10, 3X MR, D. Setoguchi, 11/11/08 vs. Nashville (3-4 L OT)
9, R. Clowe, 2/23/09 at Dallas (1-0 W)	Most Hits, Game	9, 2X MR, R. Clowe, 2/23/09 at Dallas (1-0 W)
6, C. Ehrhoff, 1/31/09 vs. Chicago (2-4 L)	Most Blocked Shots, Game	6, 9X MR, C. Ehrhoff, 1/31/09 vs. Chicago (2-4 L)
4, D. Boyle, 11/6/08 vs. St. Louis (5-4 W SO)	Most Takeaways, Game	5, 4X MR, J. Thornton, 11/30/07 vs. Colorado (3-2 W)
22, R. Blake, 11/29/08 at Phoenix (3-2 W), 3 penalties	Most PIM, Game	41, J. Shelley, 4/6/08 at Dallas (2-4 L), 7 penalties
OPPONENTS INDIVIDUAL		
4, 4X MR, R. Getzlaf (0-4=4), 4/4/09 vs. Anaheim, (2-5 L)	Most Points, Game	7, M. Lemieux (1-6=7), 12/5/92 vs. Pittsburgh (4-9 L)
2, 17X MR, A. Ladd (2-0=2), 3/25/09 at Chicago (5-6 L SO)	Most Goals, Game	5, M. Ricci, 2/17/94 vs. Quebec (2-8 L)
4, R. Getzlaf (0-4=4), 4/4/09 vs. Anaheim (2-5 L)	Most Assists, Game	6, M. Lemieux, 12/5/92 vs. Pittsburgh (4-9 L)
54, D. Ellis, 11/11/08 vs. Nashville (3-4 LOT)	Most Saves, Game	54, D. Ellis, 11/11/08 vs. Nashville (3-4 LOT)



SHARKS 2008-09 SEASON RECORD BOOK

HAT TRICKS

SHARKS (0)

Goals	Player	Date	Game	Score	Goaltender(s)
None					

OPPONENT (0)

Goals	Player	Date	Game	Score	Goaltender(s)
None					

SHUTOUTS

SHARKS (9)

Date	Opponent	Goaltender	Score	Saves
April 7, 2009	vs. Colorado	Evgeni Nabokov	1-0 SO	20 (3/3 SO)
March 15, 2009	at Anaheim	Evgeni Nabokov	1-0	34
Feb. 23, 2009	at Dallas	Evgeni Nabokov	1-0	29
Jan. 29, 2009	vs. Phoenix	Evgeni Nabokov	2-0	24
Jan. 27, 2009	at Colorado	Evgeni Nabokov	3-0	31
Dec. 23, 2008	vs. Vancouver	Evgeni Nabokov	5-0	33
Dec. 11, 2008	vs. Anaheim	Evgeni Nabokov	2-0	31
Oct. 25, 2008	at Tampa Bay	Brian Boucher	3-0	22
Oct. 12, 2008	at Los Angeles	Brian Boucher	1-0	21

OPPONENTS (3)

Date	Opponent	Goaltender	Score	Saves
April 7, 2009	vs. Colorado	Peter Budaj	1-0	30 (2/3 SO)
Dec. 18, 2008	at Detroit	Ty Conklin	0-6	24
Oct. 17, 2008	at Anaheim	J.S. Giguere	0-4	38

PENALTY SHOTS

SHARKS (1)

Date	Opponent	Player	Goaltender	Result	Time	Period	Score
Dec. 29, 2008	at Dallas	P. Marleau	Marty Turco	Unsuccessful	16:17	3rd	3-1 W

OPPONENTS (1)

Date	Opponent	Player	Goaltender	Result	Time	Period	Score
Feb. 5, 2009	vs. Carolina	Matt Cullen	Evgeni Nabokov	Successful	4:55	2nd	3-4 L (SO)

EXTRA ATTACKER GOALS

SHARKS (5)

Date	Opponent	Goal Scorer	Time	Period	Final Score
Jan. 20, 2009	vs. Vancouver	Devin Setoguchi	19:20	3rd	2-1 W
Jan. 17, 2009	vs. Detroit	Joe Pavelski	7:22	1st	6-5 W
Dec. 31, 2008	at Minnesota	Milan Michalek	19:34	3rd	2-3 L (OT)
Dec. 4, 2008	vs. Columbus	Joe Thornton	7:41	3rd	3-2 W
Dec. 2, 2008	vs. Toronto	Joe Thornton	6:35	1st	5-2 W

OPPONENTS (6)

Date	Opponent	Goal Scorer	Time	Period	Final Score
March 7, 2009	at Vancouver	Alexander Edler	3:15	1st	1-3 L
Feb. 13, 2009	at Buffalo	Jason Pominville	19:56	3rd	5-6 L (SO)
Jan. 31, 2009	vs. Chicago	Jonathan Toews	:48	1st	2-4 L
Jan. 3, 2009	vs. NY Islanders	Thomas Pock	18:57	3rd	5-3 W
Dec. 6, 2008	vs. Edmonton	Dustin Penner	17:49	2nd	2-3 L
Oct. 22, 2008	at Philadelphia	Daniel Briere	18:55	3rd	7-6 W (SO)

OVERTIME VICTORIES (4)

Date	Opponent	GWG	Goaltender	Time	Score
March 10, 2009	at Minnesota	Christian Ehrhoff	Niklas Backstrom	3:34	5-4
Jan. 20, 2009	vs. Vancouver	Patrick Marleau	Roberto Luongo	3:08	2-1
Nov. 26, 2008	vs. Chicago	Joe Thornton	Cristobal Huet	:35	3-2
Oct. 18, 2008	vs. Philadelphia	Dan Boyle	Antero Niittymaki	1:25	5-4



SHOOTOUT VICTORIES (6)

Date	Opponent	SO Winner	SJ Con/Att.	OPP Con/Att.	Score	Goaltender (SJ/OPP)
April 7, 2009	vs. Colorado	Joe Pavelski	1/3	0/3	1-0	Nabokov/Budaj
March 19, 2009	vs. Nashville	J. Cheechoo	2/3	1/3	3-2	Nabokov/Rinne
March 14, 2009	vs. Los Angeles	J. Cheechoo	2/7	1/7	2-1	Nabokov/Ersberg
Dec. 15, 2008	at Los Angeles	Ryane Clowe	2/2	1/3	3-2	Boucher/LaBarbera
Nov. 6, 2008	vs. St. Louis	Ryane Clowe	2/4	1/4	5-4	Nabokov/Bishop
Oct. 22, 2008	at Philadelphia	Joe Pavelski	2/2	0/2	7-6	Nabokov/Biron

LOSSES (6)/OVERTIME LOSSES

Date	Opponent	GWG	Goaltender	Time	Score
March 5, 2009	vs. Minnesota	Mikko Koivu	Brian Boucher	4:46	3-4
Feb. 7, 2009	at Columbus	Christian Backman	Evgeni Nabokov	1:33	2-3
Dec. 31, 2008	at Minnesota	Brent Burns	Evgeni Nabokov	1:38	2-3
Dec. 17, 2008	at Columbus	RJ Umberger	Evgeni Nabokov	2:55	1-2
Dec. 6, 2008	vs. Edmonton	Kyle Brodziak	Evgeni Nabokov	2:40	2-3
Nov. 11, 2008	vs. Nashville	Ville Koistinen	Brian Boucher	2:28	3-4

SHOOTOUT LOSSES (5)

Date	Opponent	SO Winner	SJ Con/Att.	OPP Con/Att.	Score	Goaltender (SJ/OPP)
March 25, 2009	at Chicago	Patrick Kane	0/2	2/2	5-6	Nabokov/Khabibulin
Feb. 12, 2009	at Buffalo	Derek Roy	1/5	2/5	5-6	Nabokov/Miller
Feb. 11, 2009	at Pittsburgh	Sidney Crosby	0/3	1/3	1-2	Boucher/Fleury
Feb. 5, 2009	vs. Carolina	Sergei Samsonov	1/3	2/3	3-4	Nabokov/Leighton
Dec. 27, 2008	at St. Louis	Brad Winchester	1/3	2/3	2-3	Nabokov/Legace



Evgeni Nabokov was in net for seven of San Jose's nine shutouts in 2008-09.



(through Sept. 12, 2009)

9/12/09	Acquired LW Dany Heatley and a fifth round selection in the 2010 NHL Entry Draft from Ottawa in exchange for RW Jonathan Cheechoo, LW Milan Michalek and a second round selection in the 2010 NHL Entry Draft
9/1/09	Re-signed C Torrey Mitchell and RW Brad Staubitz. Signed C Benn Ferriero
8/28/09	Acquired D Daniel Rahimi and C Patrick White from Vancouver in exchange for D Christian Ehrhoff and D Brad Lukowich
8/12/09	Re-signed G Thomas Greiss Signed G Henrik Karlsson
8/6/09	Announced retirement of C Jeremy Roenick
7/17/09	Named Matt Shaw as an assistant coach
7/16/09	Re-signed RW Ryan Vesce and signed RW Jed Ortmeyer, C Dwight Helminen, D Joe Callahan and D Danny Groulx
7/15/09	Signed C Scott Nichol
7/9/09	Re-signed D Rob Blake and D Kent Huskins
7/8/09	Announced retirement of RW Claude Lemieux
7/6/09	Re-signed RW Ryane Clowe
6/27/09	Acquired a sixth round selection (189th overall, Marek Viedensky) in the 2009 NHL Entry Draft from Dallas in exchange for a sixth round selection in the 2010 NHL Entry Draft
5/1/09	Signed LW John McCarthy
4/22/09	Signed F Kevin Henderson
4/13/09	Signed G Alex Stalock
4/13/09	Recalled LW Jamie McGinn from Worcester (AHL)
4/7/09	Reassigned RW Brad Staubitz and LW Jamie McGinn to Worcester (AHL)
4/3/09	Reassigned C Ryan Vesce to Worcester (AHL)
4/2/09	Reassigned C Tom Cavanagh to Worcester (AHL)
3/30/09	Signed D Nick Petrecki and D Joe Loprieno
3/25/09	Activated C Jeremy Roenick off Injured Reserve
3/22/09	Recalled C Tom Cavanagh from Worcester (AHL)
3/19/09	Recalled RW Ryan Vesce from Worcester (AHL)
3/13/09	Reassigned D Derek Joslin and G Thomas Greiss to Worcester (AHL)
3/10/09	Recalled D Derek Joslin from Worcester (AHL)
3/5/09	Recalled LW Jamie McGinn from Worcester (AHL)
3/4/09	Acquired LW Travis Moen and D Kent Huskins from Anaheim in exchange for C Nick Bonino, G Timo Pielmeier and a conditional draft selection. Reassigned LW Lukas Kaspar to Worcester (AHL)
3/3/09	Placed RW Mike Grier and C Jeremy Roenick on Injured Reserve Recalled RW Brad Staubitz and LW Lukas Kaspar from Worcester (AHL) Signed free agent F Brandon Mashinter
2/21/09	Reassigned RW Brad Staubitz, F Lukas Kaspar and F Jamie McGinn to Worcester (AHL) Activated C Jeremy Roenick off Injured Reserve
2/17/09	Recalled RW Brad Staubitz from Worcester and reassigned D Derek Joslin to Worcester (AHL)
2/15/09	Reassigned F Ryan Vesce to Worcester (AHL)
2/13/09	Recalled F Lukas Kaspar and D Derek Joslin from Worcester. Also placed F Marcel Goc on Injured Reserve Recalled F Ryan Vesce from Worcester (AHL)
2/10/09	Recalled LW Jamie McGinn from Worcester (AHL) and reassigned D Derek Joslin to Worcester
2/9/09	Recalled F Ryan Vesce from Worcester and reassigned him to Worcester (AHL)
1/31/09	Reassigned D Mike Moore to Worcester (AHL)
1/29/09	Recalled D Derek Joslin and D Mike Moore from Worcester (AHL)
1/27/09	Reassigned D Derek Joslin to Worcester (AHL)
1/22/09	Reassigned RW Tom Cavanagh and RW Brad Staubitz to Worcester (AHL) and recalled RW Claude Lemieux from Worcester. Also placed D Brad Lukowich on Injured Reserve retroactive to Jan. 6
1/14/09	Loaned C Torrey Mitchell to Worcester (AHL) on a conditioning assignment
1/5/08	Recalled RW Brad Staubitz from Worcester (AHL)
1/2/08	Recalled D Derek Joslin from Worcester (AHL) and reassigned LW Jamie McGinn to Worcester
12/29/08	Signed RW Claude Lemieux as a free agent
12/18/08	Reassigned LW Lukas Kaspar to Worcester (AHL)
12/14/08	Recalled LW Jamie McGinn from Worcester (AHL). Placed C Jeremy Roenick on injured reserve
12/3/08	Recalled RW Tom Cavanagh from Worcester (AHL) and reassigned RW Riley Armstrong to Worcester (AHL)
11/29/08	Recalled RW Riley Armstrong from Worcester (AHL)
11/20/08	Reassigned G Thomas Greiss to Worcester (AHL)
11/19/08	Reassigned RW Brad Staubitz to Worcester (AHL)
11/6/08	Recalled G Thomas Greiss and RW Brad Staubitz from Worcester (AHL) and reassigned LW Jamie McGinn to Worcester
10/27/08	Recalled LW Jamie McGinn from Worcester (AHL)
10/26/08	Reassigned RW Brad Staubitz to Worcester (AHL)
10/21/08	Assigned F Lukas Kaspar to Worcester (AHL)
10/17/08	Recalled F Brad Staubitz from Worcester (AHL)

RECORDS



Entering 2009-10, Joe Thornton holds the Sharks record for most consecutive games played (304).



ALL-TIME SHARKS REGULAR SEASON RECORDS

(& Indicates set NHL Record; \$ Indicates tied NHL Record)

TEAM — GOALS

MOST GOALS, GAME AT HOME — 10, 3/30/02 vs. Columbus (10-2 W)

MOST GOALS, GAME ON ROAD — 10, 1/13/96 at Pittsburgh (10-8 W)

MOST GOALS AGAINST, GAME AT HOME — 11, 11/8/92 vs. Los Angeles (4-11 L)

MOST GOALS AGAINST, GAME ON ROAD — 13, 2/10/93 at Calgary (1-13 L)

MOST GOALS, GAME BY BOTH TEAMS AT HOME — 15 (2 times, most recent — 12/12/92 vs. Quebec [7-8 L OT])

MOST GOALS, GAME BY BOTH TEAMS ON ROAD — 18, 1/13/96 at Pittsburgh (10-8 W)

FEWEST GOALS, GAME AT HOME — 0 (42 times, most recent — 4/7/09 vs. Colorado [1-0 W SO])

FEWEST GOALS, GAME ON ROAD — 0 (43 times, most recent — 12/18/08 at Detroit [0-6 L])

FEWEST GOALS ALLOWED, GAME AT HOME — 0 (49 times, most recent — 4/7/09 vs. Colorado [1-0 W SO])

FEWEST GOALS ALLOWED, GAME ON ROAD — 0 (47 times, most recent — 3/15/09 at Anaheim [1-0 W])

FEWEST GOALS BY BOTH TEAMS, GAME AT HOME — 0 (4 times, most recent — 10/16/03 vs. Philadelphia [0-0 T])

FEWEST GOALS BY BOTH TEAMS, GAME ON ROAD — 0 (3 times, most recent — 3/26/01 at Los Angeles [0-0 T])

EARLIEST GOAL FROM START OF GAME, FOR — :08, 1/11/00 vs. St. Louis (2-5 L); Stephane Matteau

EARLIEST GOAL FROM START OF 2nd PERIOD, FOR — :12, 11/28/92 at Minnesota (3-10 L); Lyndon Byers

EARLIEST GOAL FROM START OF 3rd PERIOD, FOR — :09, 10/21/93 vs. St. Louis at Sacramento (2-5 L); Bob Errey

EARLIEST GOAL FROM START OF OVERTIME, FOR — :22, 12/3/91 vs. Los Angeles (3-2 W OT); Brian Mullen

EARLIEST GOAL FROM START OF GAME, AGAINST — :14, 11/25/95 vs. Vancouver (7-2 W); Martin Gelinas

EARLIEST GOAL FROM START OF 2nd PERIOD, AGAINST — :12, 10/31/95 vs. N.Y. Rangers (3-5 L); Adam Graves

EARLIEST GOAL FROM START OF 3rd PERIOD, AGAINST — :09, 3/23/95 vs. Anaheim (3-6 L); Bobby Dollas

EARLIEST GOAL FROM START OF OVERTIME, AGAINST — :19, 3/18/07 at Colorado (3-4 L OT); Milan Hejduk

FASTEST 2 GOALS FROM START OF GAME, FOR — :47, 10/22/98 vs. Chicago (2-2 T), O. Nolan, J. Murphy

FASTEST 3 GOALS FROM START OF GAME, FOR — 5:56, 3/29/94 vs. Winnipeg (9-4W), J. Norton, S. Makarov, R. Whitney

FASTEST 4 GOALS FROM START OF GAME, FOR — 6:16, 3/29/94 vs. Winnipeg (9-4 W), J. Norton, S. Makarov, R. Whitney, G. Duchesne

FASTEST 5 GOALS FROM START OF GAME, FOR — 20:43, 12/23/08 vs. Vancouver (5-0 W), R. Blake, P. Marleau, D. Setoguchi, J. Thornton, T. Plihal

FASTEST 6 GOALS FROM START OF GAME, FOR — 22:38, 2/26/92 vs. Quebec (7-4 W), M. Sullivan, D. Bruce, J.F. Quintin, B. Lawton (2), P. Falloon

FASTEST 2 GOALS FROM START OF GAME, AGAINST — 1:05, 12/32/92 at Edmonton (2-4 L), P. Klima, Scott Mellanby

FASTEST 3 GOALS FROM START OF GAME, AGAINST — 6:24, 10/16/91 at Los Angeles (5-8 L), P. Ahola, B. Kudelski (2)

FASTEST 4 GOALS FROM START OF GAME, AGAINST — 9:51, 11/8/92 vs. Los Angeles (4-11 L), L. Robitaille, J. Kurri, C. Millen, L. Robitaille

FASTEST 5 GOALS FROM START OF GAME, AGAINST — 14:11, 12/5/95 at Colorado (2-12 L), V. Kamensky, M. Ricci, P. Forsberg, V. Kamensky, M. Rucinsky

FASTEST 6 GOALS FROM START OF GAME, AGAINST — 19:17, 12/5/95 at Colorado (2-12 L), V. Kamensky, M. Ricci, P. Forsberg, V. Kamensky, M. Rucinsky, J. Sakic

FASTEST 2 GOALS, FOR — :07, 11/5/92 vs. Buffalo (7-5 W); Larry DePalma, Dave Snuggerud

FASTEST 3 GOALS, FOR — :36, 11/3/01 vs. Vancouver (5-1 W), Jeff Jillson, Scott Thornton, Marco Sturm

FASTEST 4 GOALS, FOR — 2:27, 3/29/94 vs. Winnipeg (9-4 W); Jeff Norton, Sergei Makarov, Ray Whitney, Gaetan Duchesne

FASTEST 5 GOALS, FOR — 12:12, 1/3/09 vs. Tampa Bay (7-1 W); J. Thornton, M. Michalek, R. Clowe, J. Pavelski, T. Plihal



Joe Pavelski holds the record for most shots in a period with seven.

FASTEST 2 GOALS, AGAINST — :08, 3/15/00 vs. Buffalo (6-5 W OT), Doug Gilmour, Geoff Sanderson

FASTEST 3 GOALS, AGAINST — :36, 2/10/93 at Calgary (1-13 L); Gary Suter, Chris Lindberg, Ronnie Stern

FASTEST 4 GOALS, AGAINST — 1:21, 2/10/93 at Calgary (1-13 L); Theo Fleury, Gary Suter, Chris Lindberg, Ronnie Stern

FASTEST 5 GOALS, AGAINST — 6:43, 10/21/02 vs. Vancouver (2-5 L); Markus Naslund (3), Brendan Morrison, Trent Klatt

MOST CONSECUTIVE GOALS GAME, FOR — 9, 1/4/07 vs. Detroit (9-4 W)

MOST CONSECUTIVE GOALS GAME, AGAINST — 13, 2/10/93 at Calgary (1-13 L)

MOST GOALS FOR, PERIOD AT HOME — 6, 1/30/96 vs. Hartford (8-2 W), 2nd period

MOST GOALS FOR, PERIOD ON ROAD — 5 (2 times, most recent — 10/27/96 at Chicago, [7-6 W], 1st period)

MOST GOALS AGAINST, PERIOD AT HOME — 6, 12/5/91 vs. Pittsburgh (0-8 L), 2nd period

MOST GOALS AGAINST, PERIOD ON ROAD — 8, 12/17/91 at Pittsburgh (2-10 L), 2nd period

MOST GOALS FOR, BOTH TEAMS, PERIOD — 8 (3 times, most recent — 3/29/98 at Toronto, 3rd period [8-5 W], SJ 4, TOR 4)

TEAM — POINTS

MOST POINTS, GAME — 28, 1/13/96 at Pittsburgh (10-8 W; 10-18=28)

MOST POINTS AGAINST, GAME — 36, 2/10/93 at Calgary (1-13 L)

MOST POINTS GAME BY BOTH TEAMS — 50, 1/13/96 at Pittsburgh (10-8 W); 28 S.J., 22 PIT

FEWEST POINTS, GAME — 0 (85 times, most recent — 4/7/09 vs. Colorado [1-0 W SO])

FEWEST POINTS AGAINST, GAME — 0 (96 times, most recent — 4/7/09 vs. Colorado [1-0 W SO])

TEAM — SHOTS

MOST SHOTS, GAME AT HOME — 57, 11/11/08 vs. Nashville (3-4 L OT)

MOST SHOTS, GAME ON ROAD — 50 (two times, most recent — 10/24/08 at Florida [3-4 L])

MOST SHOTS FACED, GAME AT HOME — 59, 12/26/92 vs. Los Angeles (7-2 W)

MOST SHOTS FACED, GAME ON ROAD — 57, 3/5/96 at Colorado (5-3 W)

MOST SHOTS, GAME BY BOTH TEAMS AT HOME — 99, 12/26/92 vs. Los Angeles (7-2 W); 59 L.A., 40 S.J.

MOST SHOTS, GAME BY BOTH TEAMS ON ROAD — 88, 2/14/92 at Buffalo (6-7 L); Buf 49, S.J. 39

FEWEST SHOTS, GAME AT HOME — 9, 11/4/98 vs. Dallas (4-0 W); Dal 21, S.J. 9

FEWEST SHOTS, GAME ON ROAD — 11, 10/26/07 at Detroit (1-5 L); Det 39, S.J. 11



ALL-TIME SHARKS REGULAR SEASON RECORDS

FEWEST SHOTS FACED, GAME AT HOME — 11, 10/28/08 vs. Pittsburgh (2-1 W)
FEWEST SHOTS FACED, GAME ON ROAD — 13 (2 times, most recent — 1/29/08 at Edmonton [3-0 W])
FEWEST SHOTS, GAME BY BOTH TEAMS AT HOME — 29, 11/27/93 vs. Anaheim (1-0 W); 15 ANA, 14 S.J.
FEWEST SHOTS, GAME BY BOTH TEAMS ON ROAD — 33, 11/20/93 at Hartford (3-2 W); 20 HFD, 13 S.J.
MOST SHOTS, PERIOD AT HOME — 26, 10/4/99 vs. Chicago (7-1 W), 3rd period
MOST SHOTS, PERIOD ON ROAD — 22, (2 times, most recent — 1/28/07 at Vancouver [1-3 L], 2nd period

MOST SHOTS, OT AT HOME — 7, 4/7/09 vs. Colorado (1-0 W SO)
MOST SHOTS, OT ON ROAD — 8, 11/1/92 at Chicago (4-4 T)

MOST SHOTS FACED, PERIOD AT HOME — 25, 3/6/92 vs. Pittsburgh (3-7 L), 1st period
MOST SHOTS FACED, PERIOD ON ROAD — 25 (2 times, most recent — 3/5/96 at Colorado [5-3 W], 3rd period)

MOST SHOTS FACED, OT AT HOME — 6, 11/2/95 vs. New Jersey (3-3 T)
MOST SHOTS FACED, OT ON ROAD — 7 (2 times, most recent — 1/4/01 at Colorado [2-2 T])

FEWEST SHOTS, PERIOD AT HOME — 0, 2/26/98 vs. St. Louis (3-1 W), 3rd period
FEWEST SHOTS, PERIOD ON ROAD — 0, 1/24/96 at Detroit (2-4 L), 2nd period
FEWEST SHOTS FACED, PERIOD AT HOME — 0, (3 times, most recent — 3/21/08 vs. Anaheim (2-1 W), 3rd period)
FEWEST SHOTS FACED, PERIOD ON ROAD — 0, 11/23/02 at Pittsburgh (1-4 L), 3rd period

LARGEST MARGIN OUTSHOOTING, HOME — 30, 3/21/08 vs. Anaheim [2-1 W], 13 ANA, 43 S.J.
LARGEST MARGIN OUTSHOOTING, ROAD — 27, 2/28/09 at Montreal [2-3 L], 21 MTL, 48 S.J.
LARGEST MARGIN OUTSHOT, HOME — 29, 1/11/94 vs. Los Angeles (2-2 T); 39 L.A., 10 S.J.
LARGEST MARGIN OUTSHOT, ROAD — 31, 3/5/96 at Colorado (5-3 W); 57 COL, 26 S.J.

TEAM — SPECIAL TEAMS

MOST PPG FOR, GAME AT HOME — 6, 1/4/07 vs. Detroit (9-5 W), 6 of 9
MOST PPG FOR, GAME ON ROAD — 4 (twice, most recent — 11/16/08 at Chicago [6-5 W], 4 of 6)

MOST PPG AGAINST, GAME AT HOME — 5 (2 times, most recent — 12/5/92 vs. Pittsburgh [4-9 L], 5 of 7)
MOST PPG AGAINST, GAME ON ROAD — 5 (3 times, most recent — 2/18/04 at Nashville [3-7 L], 5 of 7)

MOST PPG FOR, PERIOD, AT HOME — 4, 1/4/07 vs. Detroit (9-5 W), 3rd period
MOST PPG FOR, PERIOD, ON ROAD — 3, 12/19/95 at Anaheim (7-4 W), 2nd period

MOST PPG AGAINST, PERIOD, AT HOME — 3 (2 times, most recent — 4/07/01 vs. Dallas [4-5 L]), 2nd period
MOST PPG AGAINST, PERIOD, ON ROAD — 4 (2 times, most recent — 1/14/06 at Montreal [2-6 L]), 2nd period

MOST PPG, GAME BY BOTH TEAMS AT HOME — 7 (3 times, most recent — 1/6/07 vs. Columbus [5-2 W]); 2 CBJ, 5 S.J.
MOST PPG, GAME BY BOTH TEAMS ON ROAD — 7, 1/11/92 at Minnesota (4-7 L); 4 MIN, 3 S.J.

MOST PP ATTEMPTS FOR, GAME AT HOME — 13, (10/21/06 vs. Detroit (5-1 W), 5 of 13
MOST PP ATTEMPTS FOR, GAME ON ROAD — 10 (2 times, most recent, 10/12/06 at Edmonton [4-6 L]), 3 of 10

MOST PP ATTEMPTS AGAINST, GAME AT HOME — 11, 12/5/91 vs. Pittsburgh (0-8 L), 5 of 11
MOST PP ATTEMPTS AGAINST, GAME ON ROAD — 13, 3/6/01 at Tampa Bay (1-2 L OT), 0 of 13

MOST PP ATTEMPTS, GAME, BOTH TEAMS AT HOME — 19 (5 times, most recent — 10/21/06 vs. Detroit [5-1 W]; DET: 1 of 6, SJ: 5 of 13)
MOST PP ATTEMPTS, GAME, BOTH TEAMS ON ROAD — 21, 3/6/01 at Tampa Bay (1-2 L OT), SJ: 0 of 9, TB: 0 of 13

MOST CONSECUTIVE GAMES SCORING PPG — 11, 3/17/09 at Phoenix thru 4/5/09 at Anaheim (13 of 37)
MOST CONSECUTIVE GAMES ALLOWING PPG — 13, 11/22/95 at Detroit thru 12/19/95 at Anaheim (17 of 68)
MOST CONSECUTIVE GAMES NOT SCORING A PPG — 7, 10/4/97 vs. Chicago thru 10/18/97 at Phoenix (0 for 34)
MOST CONSECUTIVE GAMES NOT ALLOWING A PPG — 11, 2/12/03 at Columbus thru 3/6/03 vs. Montreal (0 for 44)

ALL-TIME SHARKS REGULAR SEASON RECORDS



MOST CONSECUTIVE CHANCES NOT SCORING PPG — 41, 10/4/97 vs. Chicago thru 10/18/97 at Phoenix
MOST CONSECUTIVE CHANCES NOT ALLOWING PPG — 45, 2/12/03 at Columbus thru 3/8/03 at Phoenix

MOST SHG, GAME — 3, 10/18/96 at Anaheim (4-1 W)
MOST SHG ALLOWED, GAME — 2 (12 times, most recent — 1/16/06 vs. Montreal [2-6 L])

MOST SHG, PERIOD — 2, (3 times, most recent — 3/15/00 vs. Buffalo (6-5 W OT), Owen Nolan, Marco Sturm), 1st period
MOST SHG ALLOWED, PERIOD — 2 (3 times, most recent — 1/14/06 @ Montreal [2-6 L]) 2nd period

MOST CONSECUTIVE GAMES SCORING A SH GOAL — 4, 12/1/96 at St. Louis thru 12/11/96 vs. Washington (Bernie Nicholls, Marty McSorley, Ron Sutter, Tony Granato)
MOST CONSECUTIVE GAMES ALLOWING A SH GOAL — 3, 11/10/95 vs. Pittsburgh thru 11/14/95 vs. N.Y. Islanders (Ron Francis, Sergei Fedorov, Dan Plante)

MOST PENALTIES FOR, GAME AT HOME — 18 (4 times, most recent — 10/4/99 vs. Chicago [7-1 W], 99 PIM)
MOST PENALTIES FOR, GAME ON ROAD — 21, 1/26/93 at Los Angeles (1-7 L), 92 PIM

MOST PENALTIES AGAINST, GAME AT HOME — 22, 2/18/93 vs. Winnipeg (5-3 W), 82 PIM
MOST PENALTIES AGAINST, GAME ON ROAD — 18, 10/13/91 at Chicago (3-7 L)
MOST PIM FOR, GAME AT HOME — 102, 2/5/97 vs. Los Angeles (3-2 W), 17 penalties
MOST PIM FOR, GAME ON ROAD — 95, 4/6/08 at Dallas (2-4 L), 20 penalties

MOST PIM AGAINST, GAME AT HOME — 88, 2/5/97 vs. Los Angeles (3-2 W), 14 penalties
MOST PIM AGAINST, GAME ON ROAD — 75, 2/13/97 at Chicago (3-7 L), 17 penalties

FEWEST PENALTIES FOR, GAME AT HOME — 0, 3/5/09 vs. Minnesota [3-4 L OT], 0 PIM
FEWEST PENALTIES FOR, GAME ON ROAD — 0 (2 times, most recent — 3/6/07 at Minnesota [3-0 W]), 0 PIM
FEWEST PENALTIES AGAINST, GAME AT HOME — 1 (4 times, most recent — 3/30/08 vs. Phoenix [3-1 W]), 2 PIM
FEWEST PENALTIES AGAINST, GAME ON ROAD — 1 (12 times, most recent — 2/11/09 at Pittsburgh [1-2 L SO]), 2 PIM

FEWEST PIM FOR, GAME AT HOME — 0, 3/5/09 vs. Minnesota [3-4 L OT], 0 PIM
FEWEST PIM FOR, GAME ON ROAD — 0 (2 times, most recent — 3/6/07 at Minnesota [3-0 W])

FEWEST PIM AGAINST, GAME AT HOME — 2 (4 times, most recent — 3/30/08 vs. Phoenix [3-1 W]), 1 penalty
FEWEST PIM AGAINST, GAME ON ROAD — 2 (11 times, most recent — 2/11/09 at Pittsburgh [1-2 L SO]), 1 penalty

MOST PENALTY MINUTES, GAME BY BOTH TEAMS, HOME — 190, 2/5/97 vs. Los Angeles (3-2 W); L.A. 88, S.J. 102
MOST PENALTY MINUTES, GAME BY BOTH TEAMS, ROAD — 160, 4/6/08 at Dallas (2-4 L); Dal 65, S.J. 95

FEWEST PENALTY MINUTES, GAME BY BOTH TEAMS, HOME — 4, 3/5/09 vs. Minnesota (3-4 L OT), 2 MIN, 0 S.J.
FEWEST PENALTY MINUTES, GAME BY BOTH TEAMS, ROAD — 6 (4 times, most recent — 3/9/08 at Minnesota (3-2 WSO); Min 2, S.J. 4

FEWEST PENALTIES, GAME BY BOTH TEAMS, HOME — 2, 3/5/09 vs. Minnesota (3-4 L OT), 2 MIN, 0 S.J.
FEWEST PENALTIES, GAME BY BOTH TEAMS, ROAD — 3 (4 times, most recent — 3/9/08 at Minnesota [3-2 WSO]; S.J. 2, Min 1

TEAM — STREAKS

LONGEST WINNING STREAK, OVERALL — 11 games (2/21/08 at Philadelphia thru 3/14/08 vs. St. Louis)
LONGEST WINNING STREAK, HOME — 8 games, 1/28/04 vs. Calgary thru 3/3/04 vs. Montreal
LONGEST WINNING STREAK, ROAD — 10 games, 11/14/07 at Dallas thru 12/31/07 at Minnesota

MOST CONSECUTIVE GAMES RECORDING A POINT, OVERALL — 20, 2/21/08 at Philadelphia thru 4/1/08 vs. Los Angeles (18-0-2)
MOST CONSECUTIVE GAMES RECORDING A POINT, HOME — 31, 3/3/08 vs. Montreal thru 1/13/09 vs. Tampa Bay (28-0-3)
MOST CONSECUTIVE GAMES RECORDING A POINT, ROAD — 14, 10/29/07 at Dallas thru 1/13/08 at Anaheim (12-0-2)



ALL-TIME SHARKS REGULAR SEASON RECORDS

LONGEST LOSING STREAK, OVERALL — 17 games, 1/4/93 at Montreal (at Sacramento) thru 2/12/93 at Edmonton \$

LONGEST LOSING STREAK, HOME — 9 games, 11/19/92 vs. Toronto thru 12/19/92 vs. Vancouver

LONGEST LOSING STREAK, ROAD — 19 games, 11/27/92 at Winnipeg thru 2/12/93 at Edmonton

LONGEST WINLESS STREAK, OVERALL — 20 games, 12/29/92 at Vancouver thru 2/12/93 at Edmonton (0-19-1)

LONGEST WINLESS STREAK, HOME — 11 games, 3/29/03 vs. Dallas thru 11/18/03 vs. N.Y. Rangers (0-4-6-1)
(carries over 2002-03 and 2003-04 seasons)

LONGEST WINLESS STREAK, ROAD — 19 games, 11/27/92 at Winnipeg thru 2/12/93 at Edmonton (0-19-0)

LONGEST SCORELESS STREAK, FOR — 190:22, 2/13/07 at St. Louis (3rd period) thru 2/18/07 at Dallas (3rd period)

LONGEST SCORELESS STREAK, OPPONENT — 171:18, 1/20/09 vs. Vancouver (1st period) thru 1/31/09 vs. Chicago (1st period)

WIDEST MARGIN OF VICTORY, HOME — 6 goals (9 times, most recent — 1/13/09 vs. Tampa Bay [7-1 W])

WIDEST MARGIN OF VICTORY, ROAD — 8 goals (2 times, most recent — 12/4/00 at Calgary [8-0 W])

WIDEST MARGIN OF DEFEAT, HOME — 8 goals (2 times, most recent — 11/10/95 vs. Pittsburgh [1-9 L])

WIDEST MARGIN OF DEFEAT, ROAD — 12 goals, 2/10/93 at Calgary (1-13 L)

MOST CONSECUTIVE OVERTIME GAMES — 3 (3 times, most recent — 10/29/05 vs. Calgary [3-2 W], 11/2/05 vs. Nashville [3-2 W], 11/4/05 @ Anaheim [1-0 W])

MOST CONSECUTIVE GAME WITHOUT GOING TO OVERTIME — 49, 10/7/06 vs. New York Islanders thru 1/26/07 at Edmonton &

MOST CONSECUTIVE GAMES WITHOUT RECORDING A TIE — 49, 1/4/93 at Montreal (at Sacramento) thru 10/14/93 vs. Calgary

MOST CONSECUTIVE GAMES WITHOUT BEING SHUTOUT — 62, 4/19/95 at Dallas thru 2/10/96 at Los Angeles

MOST HAT TRICKS IN A GAME — 2, Owen Nolan and Jeff Friesen, 10/4/99 vs. Chicago (7-1 W)

MOST CONSECUTIVE GAMES SCORING A HAT TRICK — None

MOST CONSECUTIVE GAMES ALLOWING A HAT TRICK — 4, 2/9/92 thru 2/15/92; John Druce (WSH), Stephan Lebeau (MTL), Dale Hawerchuk (BUF), Jimmy Carson (DET)

INDIVIDUAL

MOST POINTS, GAME — 6, Owen Nolan, (3-3=6) 10/4/99 vs. Chicago (7-1 W)

MOST GOALS, GAME — 4, Owen Nolan, 12/19/95 at Anaheim (7-4 W)

MOST ASSISTS, GAME — 4 (16 times, most recent — Joe Thornton, 2/13/09 at Buffalo [5-6 L SO])

MOST PPG, GAME — 3 (2 times, most recent — Ryane Clowe, 1/6/07 vs. Columbus [5-2 W])

MOST SHG, GAME — 2 (2 times, most recent — Marco Sturm, 10/14/00 vs. Boston [5-2 W])

MOST SHOTS, GAME — 10 (3 times, most recent — Devin Setoguchi, 11/11/08 vs. Nashville [3-4 L SO])

MOST PENALTIES, GAME — 8, Link Gaetz, 3/6/92 vs. Pittsburgh (3-7 L), 27 PIM

MOST PIM, GAME — 41, Jody Shelley, 4/6/08 at Dallas (2-4 L), 7 penalties

BEST PLUS/MINUS, GAME — +6, Michal Sykora, 10/6/96 at Los Angeles (7-6 W)

WORST PLUS/MINUS, GAME — -7, Doug Wilson, 2/3/93 vs. Minnesota (3-7 L)

MOST POINTS, PERIOD — 4 (4 times, most recent — Joe Thornton (1-3=4), 12/2/08 vs. Toronto [5-2 W] 1st period)

MOST GOALS, PERIOD — 3 (4 times, most recent — Joe Thornton (3-1=4), 3/25/08 at Phoenix [4-5 LOT] 3rd period)

MOST ASSISTS, PERIOD — 4, Joe Thornton (0-4=4), 4/1/07 vs. Los Angeles (6-2 W, 2nd period)

MOST PPG, PERIOD — 3, Owen Nolan, 12/19/95 at Anaheim (7-4 W, 2nd period)

MOST SHG, PERIOD — 2, Jamie Baker, 1/6/96 at Los Angeles (5-7 L, 3rd period)

MOST SHOTS, PERIOD — 7, Joe Pavelski, 11/4/08 vs. Minnesota (3-1 W), 3rd period

MOST PENALTIES, PERIOD — 6, Jeff Odgers, 1/26/93 at Los Angeles [1-7 L], 1st period, 37 PIM

MOST PIM, PERIOD — 39 (2 times, most recent — Marty McSorley, 3/24/97 vs. Edmonton [1-5 L], 3rd period) 5 penalties

MOST POINTS BY OPPONENT, GAME — 7, Mario Lemieux (1-6=7), 12/5/92 vs. Pittsburgh (4-9 L)

MOST GOALS BY OPPONENT, GAME — 5, Mike Ricci, 2/17/94 vs. Quebec (2-8 L)

MOST ASSISTS BY OPPONENT, GAME — 6, Mario Lemieux, 12/5/92 vs. Pittsburgh (4-9 L)

MOST PPG BY OPPONENT, GAME — 3 (2 times, most recent, Steve Sullivan, 2/18/04 at Nashville [3-7 L])

MOST SHG BY OPPONENT, GAME — 2, Brendan Shanahan, 10/4/01 vs. Detroit (3-4 L OT)

ALL-TIME SHARKS REGULAR SEASON RECORDS



MOST SHOTS BY OPPONENT, GAME — 14, John Tucker, 12/16/92 vs. Tampa Bay (4-5 L OT)
MOST PENALTIES BY OPPONENT, GAME — 6, (2 times, most recent — Doug Weight, 12/28/00 vs. Edmonton [2-2 T])
MOST PIM BY OPPONENT, GAME — 39, Doug Weight, 12/28/00 vs. Edmonton (2-2 T)
BEST PLUS/MINUS BY OPPONENT, GAME — +9, Theo Fleury, 2/10/93 at Calgary, (1-13 L)
WORST PLUS/MINUS BY OPPONENT, GAME — -5, Tom Poti and Roman Hamrlik, 12/23/98 at Edmonton (5-3 W)
MOST POINTS BY OPPONENT, PERIOD — 4 (3 times, most recent — Stephane Richer [3-1=4], 3/29/93 at N.J. [0-5 L], 2nd period)
MOST GOALS BY OPPONENT, PERIOD — 3 (10 times, most recent — Ryan Smyth, 10/12/06 at Edmonton [4-6 L], 3rd period)
MOST ASSISTS BY OPPONENT, PERIOD — 3 (18 times, most recent — Darren McCarty, 11/21/96 vs. Detroit [1-6 L], 1st period)
MOST PPG BY OPPONENT, PERIOD — 2 (11 times, most recent — Ryan Smyth, 10/12/06 at Edmonton [4-6 L], 3rd period)
MOST SHG BY OPPONENT, PERIOD — 2, Kirk Maltby, 10/10/02 vs. Detroit (3-6 L)
MOST SHOTS BY OPPONENT, PERIOD — 8, Jeremy Roenick, 2/11/94 vs. Chicago (4-3 W), 2nd period
MOST PENALTIES BY OPPONENT, PERIOD — 6, Doug Weight, 12/28/00 vs. Edmonton (2-2 T), 1st period
MOST PIM BY OPPONENT, PERIOD — 39, Doug Weight, 12/28/00 vs. Edmonton (2-2 T), 1st period

MOST CONSECUTIVE GAMES, GOAL — 6, (4 times, most recent — Owen Nolan 1/20/03 thru 1/30/03)
MOST CONSECUTIVE GAMES, ASSIST — 8 (4 times, most recent — Joe Thornton [2-12=14], 3/7/06 thru 3/21/06)
MOST CONSECUTIVE GAMES, POINT — 12 (2 times, most recent — Jonathan Cheechoo (10-9=19), 12/26/05 thru 1/24/06)
MOST CONSECUTIVE GAMES PLAYED — 304, Joe Thornton — 12/2/05 thru present

FASTEST 2 GOALS, FOR — :17 Brad Stuart, 4/04/04 vs. Los Angeles (4-3 W OT)
FASTEST 3 GOALS, FOR — 13:00, Owen Nolan, 12/19/95 at Anaheim (7-4 W)
FASTEST 4 GOALS, FOR — 32:35, Owen Nolan, 12/19/95 at Anaheim (7-4 W)

FASTEST 2 GOALS, AGAINST — :14, Ryan Smyth, 10/12/06 at Edmonton (4-6 L)
FASTEST 3 GOALS, AGAINST — 2:01, Ryan Smyth, 10/12/06 at Edmonton (4-6 L)
FASTEST 4 GOALS, AGAINST — 10:48, Mike Ricci, 2/17/94 vs. Quebec (2-8 L)
FASTEST 5 GOALS, AGAINST — 40:16, Mike Ricci, 2/17/94 vs. Quebec (2-8 L)



Owen Nolan holds the Sharks record for most goals scored in a game with four.



ALL-TIME SHARKS REGULAR SEASON RECORDS

GOALTENDERS

SHARKS

MOST MINUTES, GAME — 65:00 (77 times, most recent — Evgeni Nabokov, 4/7/09 vs. Colorado [1-0 W SO])
FEWEST GOALS ALLOWED, GAME — 0 (96 times, most recent — Evgeni Nabokov, 4/7/09 vs. Colorado [1-0 W SO])

MOST GOALS ALLOWED, GAME — 11, Arturs Irbe, 11/8/92 vs. Los Angeles (4-11 L)

MOST GOALS ALLOWED, PERIOD — 8, Jarmo Myllys, 12/17/91 at Pittsburgh (2-10 L), 2nd period

MOST SHOTS FACED, GAME — 59, Jeff Hackett, 12/26/92 vs. Los Angeles (7-2 W)

MOST SHOTS FACED, PERIOD — 25 (3 times, most recent - Wade Flaherty, 3/5/96 at Colorado [5-3 W], 3rd period)

MOST SAVES, GAME — 57, Jeff Hackett, 12/26/92 vs. Los Angeles (7-2 W)

MOST SAVES PERIOD — 24, Wade Flaherty, 3/5/96 at Colorado (5-3 W), 3rd period

FEWEST SHOTS FACED, GAME — 11, Evgeni Nabokov, 10/28/08 vs. Pittsburgh [2-1 W]

FEWEST SHOTS FACED, PERIOD — 0 (4 times, most recent — Evgeni Nabokov, 3/21/08 vs. Anaheim [2-1 W], 3rd period)

MOST PENALTIES, GAME — 3 (2 times, most recent — Steve Shields, 10/4/99 vs. Chicago [7-1 W])

MOST PIM, GAME — 17, Steve Shields, 10/4/99 vs. Chicago, 3 penalties [7-1 W]

MOST POINTS, GAME — 2, Vesa Toskala, 2/3/07 vs. Chicago (4-2 W)

LONGEST SHUTOUT STREAK — 170:58, Evgeni Nabokov, 1/20/09 vs. Vancouver (1st period) thru 1/31/09 vs. Chicago (1st period)

MOST SHUTOUTS, SEASON — 8, Evgeni Nabokov, 2003-04

MOST CONSECUTIVE STARTS — 50, Evgeni Nabokov, 3/24/07 at Carolina thru 1/12/08 vs. Toronto (30-12-7)

MOST CONSECUTIVE WINS IN A SINGLE SEASON — 10, Evgeni Nabokov, 2/21/08 at Philadelphia thru 3/14/08 vs. St. Louis

LONGEST UNBEATEN STREAK — 12, (Vesa Toskala, 4/3/06 at Dallas thru 10/23/06 at Columbus [12-0-0])

LONGEST WINLESS STREAK — 19, (0-18-1) Jeff Hackett, 12/30/02 vs. Philadelphia thru 4/01/93 vs. Winnipeg

OPPONENTS

MOST MINUTES, GAME BY OPPONENT — 65:00 (86 times, most recent — Peter Budai, 4/7/09 vs. Colorado [1-0 W SO])

FEWEST GOALS ALLOWED, GAME BY OPPONENT — 0 (84 times, most recent — Ty Conklin, 12/18/08 at Detroit [0-6 L])

MOST GOALS ALLOWED, GAME BY OPPONENT — 10, Tom Barrasso, 1/13/96 at Pittsburgh (10-8 W)

MOST GOALS ALLOWED, PERIOD BY OPPONENT — 5, 4 times, most recent — Patrick Lalime, 3/07/02 vs. Ottawa (5-2 W), 2nd period

MOST SHOTS FACED, GAME BY OPPONENT — 57, Dan Ellis, 11/11/08 vs. Nashville (3-4 L OT)

MOST SHOTS FACED, PERIOD BY OPPONENT — 25, Garth Snow, 10/13/97 vs. Philadelphia (2-3 L), 2nd period

MOST SAVES, GAME BY OPPONENT — 54, Dan Ellis, 11/11/08 vs. Nashville (3-4 L OT)

MOST SAVES, PERIOD BY OPPONENT — 25, Garth Snow, 10/13/97 vs. Philadelphia (2-3 L), 2nd period

FEWEST SHOTS FACED BY OPPONENT, GAME — 10, Kelly Hrudey, 1/11/94 vs. Los Angeles (2-2 T)

FEWEST SHOTS FACED BY OPPONENT, PERIOD — 0 (2 times, most recent — Jamie McLennan, 2/26/98 vs. St. Louis (3-1 W), 3rd period)

MOST PENALTIES, GAME BY OPPONENT — 2, (3 times, most recent) Marty Turco, 4/9/06 vs. Dallas (4-1 W)

MOST PIM, GAME BY OPPONENT — 10 (2 times, most recent — Ed Belfour, 2/11/94 vs. Chicago [4-3 W])

MOST POINTS, GAME BY OPPONENT — 3 (0-3=3), Jeff Reese, 2/10/93 at Calgary (1-13 L) &

KEY: (& - NHL RECORD; \$ - TIES AN NHL RECORD)



SKATERS

-A-

	Years	Pos.	No.	GP	G	A	PTS	PIM
Ahola, Peter	1992-93	D	21	20	2	3	5	16
	Acquired from Pittsburgh in exchange for future considerations, Feb. 26, 1993. Traded to Tampa Bay in exchange for Dave Capuano, June 19, 1993.							
Anderson, Perry	1991-92	LW	27	48	4	8	12	143
	Signed as free agent, July 8, 1991. Released, July 23, 1992.							
Andersson, Niklas	1997-98	LW	34	5	0	0	0	2
	Signed as free agent, Sept. 10, 1997. Became free agent, July 1, 1998.							
Armstrong, Riley	2008-09	RW	40	2	0	0	0	2
	Signed as free agent, Sept. 15, 2004. Became free agent, July 1, 2009.							

-B-

Baker, Jamie	1993-96, 98	C	13	187	35	27	62	139
	Signed as free agent, Aug. 18, 1993. Traded to Toronto with a fifth round selection (110th overall) in the 1996 NHL Entry Draft in exchange for Todd Gill, June 14, 1996. Signed as a free agent, September 1998. Released, Oct. 18, 1998.							
Bancroft, Steve	2001-02	D	3	5	0	1	1	2
	Signed as a free agent, July 10, 2001. Became free agent, July 1, 2002.							
Barber, Don	1991-92	LW	37	12	1	3	4	2
	Acquired from Quebec in exchange for Murray Garbutt, March 7, 1992. Released, Jan. 15, 1993.							
Bautin, Sergei	1995-96	D	28	1	0	0	0	2
	Signed as a free agent, Oct. 11, 1995. Became free agent, July 1, 1996.							
Bawa, Robin	1992-93	RW	26	42	5	0	5	47
	Acquired from Vancouver in exchange for Rick Lessard, Dec. 15, 1992. Selected by Anaheim in Expansion Draft, June 24, 1993.							
Beaufait, Mark	1992-93	C	40	5	1	0	1	0
	Selected seventh overall in the NHL Supplemental Draft, June 22, 1991. Became free agent, July 1, 1994.							
Berezan, Perry	1991-93	C	16	94	15	11	26	58
	Signed as free agent, Oct. 10, 1991. Became free agent, June 10, 1993.							
Bernier, Steve	2005-08	RW	26/46	160	42	39	81	126
	Selected in the first round (16th overall) of the 2003 NHL Entry Draft. Traded to Buffalo, along with a first round selection (26th overall) in the 2008 NHL Entry Draft in exchange for Brian Campbell and a seventh round selection (194th overall, Drew Daniels) in the 2008 NHL Entry Draft, Feb. 26, 2008.							
Bell, Mark	2006-07	LW	7	71	11	10	21	83
	Acquired from Chicago in exchange for Tom Preissing and Josh Hennessy, July 10, 2006. Traded to Toronto, along with Vesa Toskala, in exchange for a first round selection (13th overall — traded to St. Louis, June 22, 2007) in the 2007 NHL Entry Draft, a second round selection (44th overall — traded to St. Louis, June 22, 2007) and a fourth round selection (traded to Nashville, June 21, 2008) in the 2009 NHL Entry Draft, June 22, 2007.							
Blake, Rob*	2008-09	D	4	73	10	35	45	110
	Signed as free agent, July 3, 2008.							
Bodger, Doug	1995-97	D	3/5	164	9	40	49	146
	Acquired from Buffalo in exchange for Vaclav Varada, rights to Martin Spahnel, Philadelphia's fourth round selection (106th overall) in the 1996 Entry Draft and Philadelphia's first round selection in the 1996 NHL Entry Draft (24th overall) (all previously acquired from Philadelphia in exchange for Pat Falloon), Nov. 16, 1995. Traded to New Jersey with Dody Wood in exchange for John MacLean and Ken Sutton, Dec. 7, 1997.							



SHARKS ALL-TIME ROSTER

	Years	Pos.	No.	GP	G	A	PTS	PIM
Boyes, Brad	2003-04	C	24	1	0	0	0	2
Acquired from Toronto along with Alyn McCauley and a first round selection (21st overall) in the 2003 NHL Entry Draft in exchange for Owen Nolan, March 5, 2003. 21st overall selection in 2003, along with a fourth round selection (compensatory pick for Theoren Fleury) later traded to Boston in exchange for a first round selection (16th overall, Steve Bernier) in the 2003 NHL Entry Draft, June 21, 2003. Boyes traded to Boston in exchange for D Jeff Jillson, March 9, 2003. Jillson was immediately shipped to Buffalo, along with a ninth round selection in the 2005 NHL Entry Draft, in exchange for Curtis Brown and Andy Delmore. Delmore was traded to Boston to complete the transaction.								
Boyle, Dan*	2008-09	D	22	77	16	41	57	52
Acquired from Tampa Bay along with Brad Lukowich in exchange for Matt Carle, Ty Wishart, a first round selection in the 2009 NHL Entry Draft (25th overall) and a fourth round selection in the 2010 NHL Entry Draft on July 4, 2008.								
Bozek, Steve	1991-92	LW/C	14	58	8	8	6	27
Signed as free agent, Aug. 9, 1991. Released, July 23, 1992.								
Bradley, Matt	2000-03	RW	28/44	121	12	17	29	99
Selected in the fourth round (102nd overall) of the 1996 NHL Entry Draft. Traded to Pittsburgh in exchange for Wayne Primeau on March 11, 2003.								
Brennan, Richard	1997-98	D	7	11	1	2	3	2
Signed as free agent, July 9, 1997. Traded to New York Rangers in exchange for Jason Muzzatti, March 24, 1998.								
Brown, Curtis	2003-04, 06-08	C	37	123	15	18	33	72
Acquired from Buffalo along with Andy Delmore in exchange for D Jeff Jillson and a ninth round selection in the 2005 NHL Entry Draft, March 9, 2003. Jillson acquired previously from Boston in exchange for C Brad Boyes. Delmore was sent to Boston from San Jose to complete the transaction. Became a free agent, July 1, 2004. Signed as free agent, July 3, 2006. Became a free agent, July 1, 2008.								
Brown, Dave	1995-96	RW	21	37	3	1	4	46
Signed as free agent, Aug. 10, 1995. Retired, June 18, 1996.								
Bruce, David	1991-94	LW/RW	15	79	24	19	43	79
Acquired from St. Louis in Expansion Draft, May 30, 1991. Released, Aug. 30, 1994.								
Burr, Shawn	1997-99	LW	7/28	60	6	7	13	79
Acquired from Tampa Bay in exchange for a fifth round selection (108th overall) in the 1997 NHL Entry Draft, June 21, 1997. Traded along with Bill Houlder, Andrei Zyuzin and Stephen Guolla to Tampa Bay in exchange for Niklas Sundstrom and a third round selection (74th overall) in the 2000 NHL Entry Draft, Aug. 4, 1999. 74th overall selection later traded to Chicago, along with an additional second round selection in 2000 (49th overall) in exchange for a second round selection in 2000 (41st overall, Tero Maatta), June 24, 2000.								
Butsayev, Viacheslav	1993-95	C	9	18	2	2	4	10
Acquired from Philadelphia in exchange for Rob Zettler, Feb. 1, 1994. Became free agent, July 1, 1995.								
Byakin, Ilya	1994-95	D	3	13	0	5	5	14
Signed as free agent, Sept. 4, 1994. Became free agent, July 1, 1995.								
Byers, Lyndon	1992-93	RW	22	18	4	1	5	122
Signed to a tryout contract, Nov. 5, 1992. Placed on waivers for purpose of unconditional release, Feb. 19, 1993.								

-C-

Caloun, Jan	1995-99	RW	43/91	13	8	3	11	0
Selected in fourth round (75th overall) of the 1992 NHL Entry Draft. Traded to Columbus along with a ninth round selection (278th overall) in the 2000 NHL Entry Draft in exchange for future considerations (protection of Evgeni Nabokov in the 2000 NHL Expansion Draft), June 12, 2000.								

SHARKS ALL-TIME ROSTER



	Years	Pos.	No.	GP	G	A	PTS	PIM
Campbell, Brian	2007-08	D	51	20	3	16	19	8
	Acquired from Buffalo, along with a seventh round selection (194th overall, Drew Daniels) in the 2008 NHL Entry Draft, in exchange for Steve Bernier and a first round selection (26th overall) in the 2008 NHL Entry Draft, Feb. 26, 2008. Became a free agent, July 1, 2008.							
Capuano, Dave	1993-94	C	27	4	0	1	1	0
	Acquired from Tampa Bay in exchange for Peter Ahola, June 19, 1993. Traded to Boston in exchange for future considerations, Nov. 5, 1993.							
Carkner, Matt	2005-06	D	43	1	0	1	1	2
	Signed as free agent, June 7, 2001. Became free agent, July 1, 2006.							
Carle, Matthew	2005-08	D	25/18	151	16	47	63	70
	Selected in the second round (47th overall) in the 2003 NHL Entry Draft. Traded with Ty Wishart, San Jose's first round selection in the 2009 NHL Entry Draft and San Jose's fourth round selection in the 2010 NHL Entry Draft in exchange for Dan Boyle and Brad Lukowich, July 4, 2008.							
Carter, John	1991-93	LW	20	59	7	9	16	81
	Signed as free agent, Aug. 22, 1991. Became free agent, July 1, 1993.							
Cavanagh, Tom	2007-09	C	47	18	1	2	3	4
	Selected in the sixth round (182nd overall) of the 2001 NHL Entry Draft. Became free agent, July 1, 2009.							
Cheechoo, Jonathan	2002-09	RW	14	440	165	126	291	304
	Selected in the second round (29th overall) of the 1998 NHL Entry Draft. Traded to Ottawa, along with Milan Michalek and a second round selection in the 2010 NHL Entry draft, in exchange for Dany Heatley and a fifth round selection in the 2010 NHL Entry Draft, Sept. 12, 2009.							
Clowe, Ryane*	2005-09	LW	29	179	41	57	98	169
	Selected in the sixth round (175th overall) of the 2001 NHL Entry Draft.							
Colman, Mike	1991-93	D	34	15	0	1	1	32
	Signed as free agent, Sept. 3, 1991. Deceased, April 5, 1994.							
Corriveau, Yvon	1992-93	LW	21/11	20	3	7	10	0
	Acquired from Washington in NHL Waiver Draft, Oct. 4, 1992. Traded to Hartford as the future considerations in Oct. 9, 1992 trade for Michel Picard, Jan. 21, 1993.							
Courtenay, Ed	1991-93	RW	39	44	7	13	20	10
	Acquired from Minnesota in Dispersal Draft, May 30, 1991. Released, Aug. 30, 1994.							
Coxe, Craig	1991-92	LW	21	10	2	0	2	19
	Acquired from Vancouver in Expansion Draft, May 30, 1991. Became free agent, Sept. 21, 1992.							
Craig, Mike	1998-99, 01-02	RW	26/25	3	0	0	0	2
	Signed as free agent, July 13, 1998. Became free agent, July 1, 2000. Signed as free agent, Sept. 5, 2001. Became free agent, July 1, 2002.							
Craigwell, Dale	1991-94	C	33	98	11	18	29	28
	Selected in 10th round (199th overall) of 1991 NHL Entry Draft. Became free agent, July 1, 1995.							
Craven, Murray	1997-00	LW/C	32/22	129	16	29	45	47
	Acquired from Chicago in exchange for Petri Varis and a sixth round selection (158th overall) in the 1998 NHL Entry Draft. Contact bought out, Jan. 20, 2000.							
Cronin, Shawn	1993-95	D	44	63	0	4	4	137
	Acquired from Philadelphia in exchange for future considerations, Aug. 5, 1993. Released, Aug. 1, 1995.							

-D-

Dahlen, Ulf	1993-97	RW	22	161	41	52	93	46
	Acquired with a seventh round selection (167th overall, Brad Mehalko) in the 1995 NHL Entry Draft from Dallas in exchange for Mike Lalor and Doug Zmolek, March 19, 1994. Traded with Michal Sykora and Chris Terreri to Chicago in exchange for Ed Belfour, Jan. 25, 1997.							



SHARKS ALL-TIME ROSTER

	Years	Pos.	No.	GP	G	A	PTS	PIM
Damphousse, Vincent	1998-04	C	25	385	92	197	289	316
	Acquired from Montreal in exchange for a fifth round selection (145th overall, previously acquired from Phoenix on June 27, 1998) in the 1999 NHL Entry Draft, a first round selection (16th overall) in the 2000 NHL Entry Draft and a second round selection (53rd overall) in the 2001 NHL Entry Draft, March 23, 1999. Became free agent, July 1, 2004.							
Darche, Mathieu	2006-07	RW	49	2	0	0	0	0
	Signed as free agent, July 10, 2006. Became free agent, July 1, 2007.							
Davison, Rob	2002-08	D	38/5	176	2	12	14	238
	Selected in the fourth round (98th overall) of the 1998 NHL Entry Draft. Traded to the New York Islanders in exchange for a seventh round selection (186th overall, Jason Demers) in the 2008 NHL Entry Draft, Feb. 26, 2008.							
DePalma, Larry	1991-93	LW	8	20	2	6	8	41
	Signed as free agent, Aug. 30, 1991. Became free agent, July 1, 1993.							
Dimitrakos, Niko	2002-04	RW	23	134	19	34	53	83
	Selected in the fifth round (155th overall) of the 1999 NHL Entry Draft. Traded to Philadelphia on March 9, 2006 in exchange for a third round selection (85th overall) in the 2006 NHL Entry Draft. Pick was later traded to Columbus on June 24, 2006, along with a fourth round selection in 2006 (113th overall and the Sharks second round selection [53rd overall] in the 2007 NHL Entry Draft) in exchange for a second round selection in the 2006 NHL Entry Draft (36th overall, Jamie McGinn).							
Dollas, Bobby	2000-01	D	2	16	1	1	2	14
	Signed as a free agent, Nov. 4, 2001. Traded along with Johan Hedberg to Pittsburgh in exchange for Jeff Norton, March 12, 2001.							
Donovan, Shean	1994-97	RW	42	181	25	17	42	109
	Selected in second round (28th overall) of 1993 NHL Entry Draft. Traded with a first round selection (12th overall) in the 1998 NHL Entry Draft to Colorado in exchange for Mike Ricci and a second round selection (50th overall) in the 1998 NHL Entry Draft, Nov. 21, 1997. 50th overall selection in 1998 later traded to Buffalo along with Kay Whitmore in exchange for Steve Shields and a fourth round selection (104th overall, Miroslav Zalesak) in the 1998 NHL Entry Draft, June 18, 1998.							
Duchesne, Gaetan	1993-95	LW	11	117	14	25	39	44
	Acquired from Dallas in exchange for sixth round selection (132nd overall, Petri Varis — later traded back to San Jose for Dean Evason on June 26, 1993) in the 1993 NHL Entry Draft, June 20, 1993. Traded to Florida in exchange for a sixth round selection (140th, Timo Hakanen) in the 1995 NHL Entry Draft, April 7, 1995. Deceased April 16, 2007.							
-E-								
Ehrhoff, Christian	2003-09	D	44/10	341	25	107	132	244
	Selected in fourth round (108th overall) of the 2001 NHL Entry Draft. Traded to Vancouver, along with D Brad Lukowich, in exchange for D Daniel Rahimi and C Patrick White, Aug. 28, 2009.							
Ekman, Nils	2003-06	LW	28	159	43	69	112	88
	Acquired from N.Y. Rangers in exchange for Chad Wiseman, Aug. 12, 2003. Traded to Pittsburgh along with Patrick Ehelechner for a second round selection (41st overall) in the 2007 NHL Entry Draft, July 20, 2006. 41st overall pick, along with a second round selection in 2008, later traded to Washington in exchange for a first round selection in 2007 (28th overall, Nick Petrecki), June 22, 2007.							
Elik, Todd	1993-95	C	27	97	32	51	83	107
	Acquired via waivers from Edmonton, Oct. 26, 1993. Traded to St. Louis in exchange for Kevin Miller, March 26, 1995.							
Emmons, Gary	1993-94	C	9	3	1	0	1	0
	Signed as a free agent, Oct. 18, 1993. Released, Nov. 1, 1993.							
Errey, Bob	1993-95, 96-97	LW	12/22	107	17	36	43	173
	Signed as free agent, Aug. 17, 1993. Traded to Detroit in exchange for a fifth round selection (130th overall, Michal Bros) in the 1995 NHL Entry Draft, Feb. 27, 1995. Claimed via waivers from Detroit, Feb. 8, 1997. Became free agent, July 1, 1997.							

SHARKS ALL-TIME ROSTER



	Years	Pos.	No.	GP	G	A	PTS	PIM
Evans, Kevin	1991-92	LW	44	5	0	1	1	25
	Acquired from Minnesota in Dispersal Draft, May 30, 1991. Became free agent, July 1, 1992.							
Evason, Dean	1991-93	C	12/8	158	23	34	57	231
	Acquired from Hartford in exchange for Dan Keczmer, Oct. 2, 1991. Traded to Dallas in exchange for a sixth round pick (132nd overall, Petri Varis) in the 1993 NHL Entry Draft, June 26, 1993.							
Ewen, Todd	1996-98	RW	36	51	0	2	2	162
	Signed as free agent, July 25, 1996. Became free agent, July 1, 1998.							
-F-								
Fahey, Jim	2002-06	D	21	79	1	23	24	65
	Selected in the eighth round (212th overall) of the 1998 NHL Entry Draft. Traded to New Jersey along with Alexander Korolyuk for a first round selection (26th overall) in the 2007 NHL Entry Draft and the rights to Vladimir Malakhov, Oct. 1, 2006. 26th overall pick later traded to St. Louis along with Ville Nieminen and Jay Barriball in exchange for RW Bill Guerin, Feb. 27, 2007.							
Falloon, Pat	1991-96	RW	17	258	76	86	162	75
	Selected in first round (2nd overall) of the 1991 NHL Entry Draft. Traded to Philadelphia in exchange for rights to prospect Martin Spahnel, Philadelphia's fourth round selection (106th overall) in 1996 Entry Draft and Philadelphia's first round selection (24th overall) in the 1996 NHL Entry Draft (all of which were traded immediately to Buffalo for Doug Bodger), Nov. 16, 1995.							
Fenton, Paul	1991-92	LW	22	60	11	4	15	33
	Acquired from Hartford in exchange for Mike McHugh, Oct. 18, 1991. Released, July 23, 1992.							
Fibiger, Jesse	2002-03	D	53	16	0	0	0	2
	Signed as free agent, Aug. 15, 2001. Became free agent, July 1, 2004.							
Fraser, Iain	1996-97	C	28	2	0	0	0	2
	Signed as free agent, Aug. 26, 1996. Became free agent, July 1, 1997.							
Friesen, Jeff	1994-01	LW/C	39/19	512	149	201	350	316
	Selected in first round (11th overall) of 1994 NHL Entry Draft. Traded to Anaheim, along with Steve Shields and a second round selection (36th overall) in the 2003 NHL Entry Draft in exchange for Teemu Selanne, March 5, 2001.							
-G-								
Gaetz, Link	1991-93	D	23	48	6	6	12	326
	Acquired from Minnesota in Dispersal Draft, May 30, 1991. Traded to Edmonton in exchange for a 10th round selection (240th overall, Tomas Pisa) in the 1994 Entry Draft, Sept. 10, 1993.							
Garpenlov, Johan	1991-95	LW	10	184	46	86	132	90
	Acquired from Detroit in exchange for Bob McGill and an eighth round selection (189th overall) in the 1992 NHL Entry Draft, March 10, 1992. Traded to Florida in exchange for fifth round selection in the 1998 NHL Entry Draft (117th overall, traded to Florida in exchange for Dave Lowry, Nov. 14, 1997), March 3, 1995.							
Gaudreau, Rob	1992-95	RW	37	143	38	40	78	46
	Acquired from Minnesota in Dispersal Draft, May 30, 1991. Selected by Ottawa in Waiver Draft, Jan. 18, 1995.							
Gill, Todd	1996-98	D	23	143	8	34	42	45
	Acquired from Toronto in exchange for Jamie Baker and a fifth round draft selection (110th overall) in the 1996 NHL Entry Draft, June 14, 1996. Traded to St. Louis in exchange for Joe Murphy and cash considerations, March 24, 1998.							
Goc, Marcel	2005-09	C	57/11	265	20	34	54	76
	Selected in the first round (20th overall) in the 2001 NHL Entry Draft. Became free agent, July 1, 2009.							



SHARKS ALL-TIME ROSTER

	Years	Pos.	No.	GP	G	A	PTS	PIM
Gorges, Josh	2005-07	D	6	96	1	9	10	57
	Signed as free agent on Sept. 20, 2002. Traded to Montreal along with a first round selection (22nd overall) in the 2007 NHL Entry Draft for Craig Rivet and a fifth round selection (146th overall, Julien Demers) in the 2008 NHL Entry Draft, Feb. 25, 2007.							
Granato, Tony	1996-01	RW/LW	21	279	57	42	99	387
	Signed as free agent, Aug. 15, 1996. Retired, Sept. 10, 2001.							
Graves, Adam	2001-03	LW	9	163	26	23	49	83
	Acquired from N.Y. Rangers, along with Rich Pilon and future considerations, in exchange for Mikael Samuelsson and Christian Gosselin and a seventh round draft selection (226th overall) in the 2002 NHL Entry Draft, June 24, 2001. Became free agent, July 1, 2003.							
Grier, Mike	2006-09	RW	25	221	35	43	78	92
	Signed as a free agent, July 3, 2006. Became free agent, July 1, 2009.							
Guerin, Bill	2006-07	RW	13	16	8	1	9	14
	Acquired from St. Louis in exchange for Ville Nieminen, Jay Barriball and a first round selection (26th overall) in the 2007 NHL Entry Draft, Feb. 27, 2007. Became free agent, July 1, 2007.							
Guolla, Steve	1996-99	LW/C	36/17	64	16	11	27	20
	Signed as free agent, Aug. 26, 1996. Traded along with Bill Houlder, Andrei Zyuzin and Shawn Burr to Tampa Bay in exchange for Niklas Sundstrom and a third round selection (74th overall) in the 2000 NHL Entry Draft, Aug. 4, 1999. 74th overall selection in 2000 later traded to Chicago, along with an additional second round selection in 2000 (49th overall) in exchange for a second round selection in 2000 (41st overall, Tero Maatta), June 24, 2000.							

-H-

Hammond, Ken	1991-92	D	6	46	5	10	15	82
	Signed as free agent, Aug. 9, 1991. Traded to Vancouver for eighth round selection in the 1992 NHL Entry Draft (189th overall, traded to Detroit along with Bob McGill in exchange for Johan Garpenlov, March 10, 1992), March 9, 1992.							
Hannan, Scott	1998-07	D	22/43/6	508	25	102	127	329
	Selected in the first round (23rd overall) of the 1997 NHL Entry Draft. Became free agent, July 1, 2007.							
Harvey, Todd	1999-04	RW/C	13/9	301	34	49	83	335
	Acquired from N.Y. Rangers, along with a fourth round selection (107th overall, Dimitri Patzold) in the 2001 NHL Entry Draft in exchange for Radek Dvorak (previously acquired from Florida in exchange for Mike Vernon and a third round selection (82nd overall) in the 2000 NHL Entry Draft), Dec. 30, 1999. Became free agent, July 1, 2004.							
Hawgood, Greg	1996-97	D	4	63	6	12	18	69
	Signed as free agent, Sept. 7, 1996. Became free agent, July 1, 1997.							
Heins, Shawn	1997-03	D	23	81	3	7	10	105
	Signed as free agent, Jan. 5, 1998. Traded to Pittsburgh in exchange for a fifth round selection (139th overall, Patrick Ehelechner) in the 2003 NHL Entry Draft., Feb. 9, 2003.							
Hicks, Alex	1998-99	LW	6	4	0	1	1	4
	Signed as free agent, Sept. 12, 1998. Traded to Florida with a fifth round selection (140th overall) in the 1999 NHL Entry Draft in exchange for Jeff Norton, Nov. 11, 1998.							
Hrkac, Tony	1991-92	C	10	22	2	10	12	4
	Acquired from Quebec for Greg Paslawski, May 30, 1991. Traded to Chicago for a conditional choice in 1993 Entry Draft (sixth round, 154th overall, Fredrik Oduya), Feb. 7, 1992.							
Houlder, Bill	1997-99	D	2	158	16	48	64	88
	Signed as free agent, July 9, 1997. Traded along with Andre Zyuzin, Stephen Guolla and Shawn Burr to Tampa Bay in exchange for Niklas Sundstrom and a third round selection (74th overall) in the 2000 NHL Entry Draft on Aug. 4, 1999. 74th overall selection in 2000 was later traded to Chicago, along with an additional second round selection in							



	Years	Pos.	No.	GP	G	A	PTS	PIM
	2000 [49th overall] in exchange for a second round selection in 2000 [41st overall, Tero Maatta], June 24, 2000.							
Hunter, Tim	1996-97	RW	19	46	0	4	4	135
	Signed as free agent, July 25, 1996. Retired, July 1, 1997.							
Hyvonen, Hannes	2001-02	RW	50	6	0	0	0	0
	Selected by San Jose in the ninth round (257th overall) of the 1999 NHL Entry Draft. Traded to Florida in exchange for a seventh round selection (201st overall, Jonathan Tremblay) in the 2003 NHL Entry Draft, July 16, 2002.							

-I-J-

Iafrate, Al	1996-98	D	43	59	8	16	24	119
	Acquired from Boston for Jeff Odgers and a fifth round selection in the 1996 NHL Entry Draft (132nd overall, previously acquired from Pittsburgh in exchange for Kevin Miller, March 20, 1996), June 21, 1996. Selected by Nashville in Expansion Draft, June 26, 1998.							
Iggulden, Mike	2007-08	C	46	1	0	0	0	0
	Signed as a free agent, Jan. 16, 2006. Became free agent, July 1, 2008.							
Jakopin, John	2002-03	D	4	12	0	0	0	11
	Signed as a free agent, Sept. 5, 2002. Became free agent, July 1, 2003.							
Janney, Craig	1994-96	C	15	98	18	64	82	36
	Acquired from St. Louis in exchange for Jeff Norton and a third round selection (55th over all) in the 1997 NHL Entry Draft, March 6, 1995. Traded to Winnipeg in exchange for Darren Turcotte and a second round selection (31st overall) in the 1996 NHL Entry Draft, March 18, 1996. 31st overall selection in 1996 later traded to Chicago, along with an additional 1996 second round selection (46th overall, previously acquired from Detroit on March 16, 1996) in exchange for a 1996 first round selection (21st overall, Marco Sturm), June 22, 1996.							
Jillson, Jeff	2001-03	D	5	74	5	19	24	38
	Selected by San Jose in the first round (14th overall) 1999 NHL Entry Draft. Traded to Boston along with Jeff Hackett in exchange for Kyle McLaren and a fourth round selection (126th overall, Torrey Mitchell) in the 2004 NHL Entry Draft, Jan. 23, 2003. Hackett previously acquired from Montreal in exchange for Niklas Sundstrom and a third round selection (95th overall) in the 2004 NHL Entry Draft.							
Joslin, Derek*	2008-09	D	65	12	0	0	0	6
	Selected by San Jose in the fifth round (149th overall) of the 2005 NHL Entry Draft.							

-K-

Kaspar, Lukas	2007-09	LW	43	16	2	2	4	8
	Selected in the the first round (22nd overall) of the 2004 NHL Entry Draft. Became free agent, July 1, 2009.							
Kisio, Kelly	1991-93	C	11	126	37	78	115	144
	Acquired from Minnesota for Shane Churla, June 3, 1991. Became free agent, July 1, 1993.							
Kolstad, Dean	1991-93	D	29	10	0	2	12	
	Acquired from Minnesota in Dispersal Draft, May 30, 1991. Became free agent, July 1, 1993.							
Korolyuk, Alexander	1997-06	LW/RW	15/27/94	296	62	80	142	140
	Selected in sixth round (141st overall) of the 1994 NHL Entry Draft.							
Kozlov, Viktor	1994-97	C/LW	25/47	174	29	40	69	50
	Selected in first round (sixth overall) of the 1993 NHL Entry Draft. Traded to Florida in exchange for a first round selection in the 1998 NHL Entry Draft, Nov. 14, 1997. Tampa Bay later acquired the right to swap 1998 first round picks with San Jose, along with Andrei Zyuzin, in exchange for Bryan Marchment and David Shaw on March 24, 1998. Florida won the 1998 NHL Lottery and the first round draft selection acquired by San Jose from Florida became first overall, which Tampa swaped with San Jose for the second overall pick in 1998. San Jose then traded the 1998 second overall pick to Nashville, along with a 1998 third round selection (85th overall [previously acquired from New Jersey, in exchange for Vlastimil							



SHARKS ALL-TIME ROSTER

	Years	Pos.	No.	GP	G	A	PTS	PIM
	Kroupa, Aug. 22, 1997)) in exchange for the 1998 third overall selection (Brad Stuart) and a second round selection (29th overall, Jonathan Cheechoo) in the 1998 NHL Entry Draft, June 27, 1998.							
Kraft, Ryan	2002-03	C	41	7	0	1	1	0
	Selected in the eighth round (194th overall) of the 1995 NHL Entry Draft. Became free agent, July 1, 1998. Signed as free agent, Aug. 11, 2000. Became free agent, July 1, 2003.							
Kravets, Mikhail	1991-93	RW	7/40	2	0	0	0	0
	Selected in 12th round (243rd overall) of 1991 NHL Entry Draft. Became free agent, July 1, 1994.							
Kroupa, Vlastimil	1993-97	D	44/26	103	4	18	22	66
	Selected in second round (45th overall) of 1993 NHL Entry Draft. Traded to New Jersey in exchange for a third round selection (85th overall) in the 1998 NHL Entry Draft, Aug. 22, 1997. 85th overall selection in 1998 later traded to Nashville, along with a first round selection in the 1998 NHL Entry Draft (second overall), in exchange for a first round selection in the 1998 NHL Entry Draft [third overall, Brad Stuart] and a second round selection in the 1998 NHL Entry Draft [29th overall, Jonathan Cheechoo]), June 27, 1998.							
Kruse, Paul	2000-01	LW	29	1	0	0	0	5
	Signed as free agent, Sept. 10, 2000. Became free agent, July 1, 2001.							
Kyte, Jim	1994-96	D	2	75	3	12	15	179
	Signed as free agent, March 30, 1995. Became free agent, July 1, 1996.							

-L-

Lalor, Mike	1993-94	D	5/18	23	0	2	2	8
	Signed as free agent, Aug. 16, 1993. Traded to Dallas with Doug Zmolek in exchange for Ulf Dahlen, March 19, 1994.							
Langfeld, Josh	2005-06	RW	24	39	2	9	11	16
	Signed as a free agent, Sept. 12, 2005. Claimed on waivers by Boston, Jan. 31, 2006.							
Lappin, Peter	1991-92	RW	26	1	0	0	0	0
	Acquired from Minnesota in Dispersal Draft, May 30, 1991. Became free agent, Sept. 1, 1992.							
Larionov, Igor	1993-95	C	7	97	23	59	82	54
	Acquired from Vancouver in 1992 NHL Waiver Draft. Traded to Detroit in exchange for Ray Sheppard, Oct. 24, 1995.							
Lawton, Brian	1991-93	C	9	80	17	30	47	54
	Signed as free agent, Aug. 9, 1991. Traded to New Jersey in exchange for future considerations, Jan. 26, 1993.							
Lemieux, Claude	2008-09	RW	32	18	0	1	1	21
	Signed as free agent, Dec. 28, 2008. Became free agent, July 1, 2009. Retired, July 8, 2009.							
Lessard, Rick	1991-93	D	13	8	0	2	2	16
	Acquired from Calgary in Expansion Draft, May 30, 1991. Traded to Vancouver for Robin Bawa, Dec. 15, 1992.							
LiPuma, Chris	1996-97	D	26	8	0	0	0	22
	Signed as free agent, Aug. 26, 1996. Became free agent, July 1, 1997.							
Lindsay, Bill	2000-01	LW	12	16	0	4	4	29
	Acquired from Calgary in exchange for an eighth round selection in the 2001 NHL Entry Draft (233rd overall, previously acquired from Minnesota along with future considerations [protection of Evgeni Nabokov in the 2000 NHL Expansion Draft] in exchange for Andy Sutton, a seventh round selection (214th overall) in the 2000 NHL Entry Draft and a third round selection (85th overall) in the 2001 NHL Entry Draft on June 12, 2000), March 6, 2001. Became free agent, July 1, 2001.							
Lowry, Dave	1997-00	LW	26/15	143	11	17	28	93
	Acquired from Florida in exchange for fifth round selection in the 1998 NHL Entry Draft (177th overall, previously acquired from Florida in exchange for Johan Garpenlov, March 3, 1995), Nov. 13, 1997. Became free agent, July 1, 2000.							

SHARKS ALL-TIME ROSTER



	Years	Pos.	No.	GP	G	A	PTS	PIM
Loyns, Lynn	2002-04	LW/C	26	21	3	0	3	19
	Signed as free agent, Oct. 3, 2001. Traded to Calgary in exchange for a fifth round selection (152nd overall, traded to Florida on June 27, 2004) in the 2004 NHL Entry Draft and future considerations, Jan. 9, 2004.							
Lukowich, Brad	2008-09	D	37	58	0	8	8	12
	Acquired from Tampa Bay along with Dan Boyle in exchange for Matt Carle, Ty Wishart, a first round selection in the 2009 NHL Entry Draft (26th overall) and a fourth round selection in the 2010 NHL Entry Draft on July 4, 2008. Traded to Vancouver, along with D Christian Ehrhoff, in exchange for D Daniel Rahimi and C Patrick White, Aug. 28, 2009.							
-M-								
MacLean, John	1997-98	RW	15	51	13	19	32	28
	Acquired with Ken Sutton from New Jersey in exchange for Doug Bodger and Dody Wood, Dec. 7, 1997. Became free agent, July 1, 1998.							
MacLeod, Pat	1991-93	D	38	50	5	12	17	14
	Acquired from Minnesota in Dispersal Draft, May 30, 1991. Became free agent, July 1, 1993.							
Makarov, Sergei	1993-95	RW	24	123	40	52	92	118
	Acquired from Hartford as future considerations of June 26, 1993 trade, Aug. 6, 1993. Removed from NHL roster, Sept. 30, 1995.							
Maley, David	1992-94	LW	25	62	1	6	7	156
	Claimed off waivers from Edmonton, Jan. 1, 1993. Traded to N.Y. Islanders in exchange for future considerations, Jan. 24, 1994.							
Marchment, Bryan	1997-03	D	27	334	15	53	66	706
	Acquired with David Shaw in exchange for Andrei Nazarov and Tampa Bay's option to swap first round picks in the 1998 NHL Entry Draft, March 24, 1998. Traded to Colorado in exchange for third (97th overall) and fifth round (163rd overall) selections in the 2003 NHL Entry Draft, March 8, 2003. 97th overall selection in 2003 traded to Calgary, along with a fifth round selection (143rd overall) and a sixth round selection (173rd overall) in the 2003 NHL Entry Draft in exchange for a second round selection (47th overall, Matthew Carle) in the 2003 NHL Entry Draft on June 21, 2003. 163rd overall selection in 2003 NHL Entry Draft traded back to Colorado in exchange for Scott Parker, June 21, 2003.							
Marleau, Patrick*	1997-09	C	14/12	871	276	334	610	303
	Selected in first round (second overall) of the 1997 NHL Entry Draft.							
Marshall, Jason	2003-04	D	6	12	0	2	2	8
	Acquired from Minnesota in exchange for fifth round selection (161st overall) in 2004 NHL Entry Draft, March 3, 2004. Became free agent, July 1, 2004.							
Matteau, Stephane	1997-02	RW/LW	32/37	345	55	64	119	241
	Acquired from St. Louis in exchange for Darren Turcotte, July 25, 1997. Became free agent, July 1, 2002.							
McDonough, Hubie	1992-93	C	27	30	6	2	8	6
	Acquired from N.Y. Islanders in exchange for cash considerations, Aug. 31, 1992. Became free agent, June 10, 1993.							
McCauley, Alyn	2002-06	C/LW	10	174	35	48	83	62
	Acquired from Toronto along with Brad Boyes and a first round selection (21st overall) in the 2003 NHL Entry Draft in exchange for Owen Nolan, March 5, 2003. 21st overall selection in 2003 later traded to Boston, along with a second round selection (66th overall) and a fourth round selection (107th overall) in the 2003 NHL Entry Draft in exchange for a first round selection (16th overall, Steve Bernier) in the 2003 NHL Entry Draft on June 21, 2003. Became a free agent on July 1, 2006.							
McGill, Bob	1991-92	D	25	62	3	1	4	70
	Acquired from Chicago in Expansion Draft, May 30, 1991. Traded to Detroit, along with an eighth round draft selection (189th overall) in the 1992 NHL Entry Draft in exchange for Johan Garpenlov, March 10, 1992.							



SHARKS ALL-TIME ROSTER

	Years	Pos.	No.	GP	G	A	PTS	PIM
McGillis, Dan	2002-03	D	3	37	3	13	16	30
	Acquired from Philadelphia in exchange for Marcus Ragnarsson, Dec. 6, 2001. Traded to Boston in exchange for a second round selection (50th overall) in the 2003 NHL Entry Draft, March 11, 2003. 50th overall selection in 2003 later traded to the N.Y. Rangers, along with a third round selection in the 2003 NHL Entry Draft (75th overall), in exchange for a second round selection (43rd overall, Joshua Hennessy) in the 2003 NHL Entry Draft, June 21, 2003.							
McGinn, Jamie*	2008-09	LW	64	35	4	2	6	2
	Selected in second round (36th overall) of the 2006 NHL Entry Draft.							
McHugh, Mike	1991-92	LW	22	8	1	0	1	14
	Acquired from Minnesota in Dispersal Draft, May 30, 1991. Traded to Hartford in exchange for Paul Fenton, Oct. 18, 1991.							
McLaren, Kyle	2002-08	D	4	302	12	71	83	301
	Acquired from Boston along with a fourth round selection (126th overall, Torrey Mitchell) in the 2004 NHL Entry Draft in exchange for Jeff Jillson and Jeff Hackett, Jan. 23, 2003. Hackett was previously acquired from Montreal on Jan. 23, 2003 in exchange for Niklas Sundstrom and a third round selection (95th overall) in the 2004 NHL Entry Draft. Became free agent, July 1, 2009.							
McLean, Jeff	1993-94	C	43	6	1	0	1	0
	Selected by San Jose in 1991 Supplemental Draft (first overall). Became free agent, July 1, 1994.							
McSorley, Marty	1996-98	D	33	113	6	22	28	326
	Acquired from N.Y. Rangers in exchange for Jayson More, Brian Swanson and a fourth round selection in the 1997 NHL Entry Draft (82nd overall), Aug. 20, 1996. Became free agent, July 1, 1998.							
Michalek, Milan	2003-09	LW	9	317	91	123	214	184
	Selected in first round (sixth overall) of the 2003 NHL Entry Draft. Traded to Ottawa, along with RW Jonathan Cheechoo and a second round selection in the 2010 NHL Entry draft, in exchange for LW Dany Heatley and a fifth round selection in the 2010 NHL Entry Draft, Sept. 12, 2009.							
Miller, Kevin	1994-96	RW/LW	8/12	89	28	27	55	54
	Acquired from St. Louis in exchange for Todd Elik, March 23, 1995. Traded to Pittsburgh in exchange for a fifth round selection in the 1996 NHL Entry Draft (132nd overall, traded to Boston with Jeff Odgers in exchange for Al Iafrate on June 21, 1996), March 20, 1996.							
Miller, Kip	1993-94	C	20	11	2	2	4	6
	Signed as free agent, Aug. 10, 1993. Became free agent July 1, 1994.							
Mitchell, Torrey*	2007-09	C	17	82	10	10	20	50
	Selected by San Jose in the fourth round (126th overall) of the 2004 NHL Entry Draft.							
Moen, Travis	2008-09	LW	24	19	3	2	5	14
	Acquired from Anaheim along with Kent Huskins in exchange for Nick Bonino, Timo Pielmeier and a conditional draft selection, March 4, 2009.							
Montgomery, Jim	2000-01	C	26	28	1	6	7	19
	Signed as free agent, Aug. 14, 2000. Became free agent, July 1, 2001.							
More, Jay	1991-96	D	4	287	12	38	50	545
	Acquired from Montreal in Expansion Draft, May 30, 1991. Traded with Brian Swanson and a fourth round selection (82nd overall) in the 1997 NHL Entry Draft to N.Y. Rangers for Marty McSorley, Aug. 20, 1996.							
Morris, Jon	1992-93	C	9	13	0	3	3	6
	Claimed via waivers from New Jersey, March 13, 1993. Traded to Boston in exchange for future considerations, Oct. 29, 1993.							
Mullen, Brian	1991-92	LW	19	72	18	28	46	66
	Acquired from N.Y. Rangers in exchange for Tim Kerr, May 30, 1991. Traded to N.Y. Islanders in exchange for rights to Marcus Thuresson, Aug. 24, 1992.							
Murphy, Joe	1997-99	RW	17	86	30	27	57	87
	Acquired with cash considerations from St. Louis in exchange for Todd Gill, March 24, 1998. Became free agent, July 1, 1999.							

SHARKS ALL-TIME ROSTER



	Years	Pos.	No.	GP	G	A	PTS	PIM
Murray, Douglas*	2005-09	D	41/3	210	1	20	21	194
Selected in the eighth round (241st overall) in the 1999 NHL Entry Draft.								
Myhres, Brantt	1998-00	RW	33	43	1	1	2	213
Signed as free agent, Sept. 11, 1998. Became free agent, July 1, 2000.								

-N-O-

Nazarov, Andrei	1993-98	LW	23/62	169	23	28	51	490
Selected in first round (10th overall) of the 1992 NHL Entry Draft. Traded to Tampa Bay with the option to swap first round selections with San Jose in the 1998 NHL Entry Draft in exchange for Bryan Marchment and David Shaw, March 24, 1998.								
Nicholls, Bernie	1996-98	C	9	135	18	57	75	93
Signed as free agent, July 30, 1996. Retired, Nov. 22, 1998.								
Niemenen, Ville	2005-07	LW	15	52	4	5	9	24
Acquired from New York Rangers in exchange for a third round selection (83rd overall) in the 2006 NHL Entry Draft, March 8, 2006. Traded to St. Louis along with Jay Barriball and a first round selection (26th overall) in the 2007 NHL Entry Draft in exchange for Bill Guerin, Feb. 27, 2007.								
Nolan, Owen	1995-03	RW	11	568	206	245	451	934
Acquired from Colorado in exchange for Sandis Ozolinsh, Oct. 26, 1995. Traded to Toronto in exchange for Alyn McCauley, Brad Boyes and a first round selection (21st overall) in the 2003 NHL Entry Draft, March 5, 2003. 21st overall selection in 2003 later traded to Boston, along with a second round selection (66th overall) and a fourth round selection (107th overall) in the 2003 NHL Entry Draft in exchange for a first round selection (16th overall, Steve Bernier) in the 2003 NHL Entry Draft, June 21, 2003.								
Norton, Jeff	1993-95, 98-00, 00-01	D	8/5	225	12	81	9	174
Acquired from N.Y. Islanders in exchange for a third round selection (63rd overall) in the 1994 NHL Entry Draft, June 20, 1993. Traded to St. Louis along with a third round selection (55th overall) in the 1997 NHL Entry Draft in exchange for Craig Janney, March 6, 1995. Acquired from Florida in exchange for Alex Hicks and a fifth round selection (140th overall) in the 1999 NHL Entry Draft, Nov. 11, 1998. Became free agent, July 1, 2000. Acquired from Pittsburgh in exchange for Bobby Dollas and Johan Hedberg, March 12, 2001. Became free agent, July 1, 2001.								
Odgers, Jeff	1991-96	RW	36	334	48	34	82	1001
Signed as free agent, Sept. 3, 1991. Traded to Boston with a fifth round selection in the 1996 NHL Entry Draft (132nd overall, previously acquired from Pittsburgh in exchange for Kevin Miller, March 20, 1996) in exchange for Al Iafate, June 21, 1996.								
Otevre, Jaroslav	1992-94	LW	42/50	16	3	4	7	2
Selected in seventh round (133rd overall) of the 1991 NHL Entry Draft. Became a free agent, July 1, 1994.								
Ozolinsh, Sandis	1992-95, 07-08	D	6/24	212	46	86	132	122
Selected in second round (30th overall) of the 1991 NHL Entry Draft. Traded to Colorado in exchange for Owen Nolan, Oct. 26, 1995. Signed as a free agent, Nov. 2, 2007. Became free agent, July 1, 2008.								

-P-

Parker, Scott	2003-07	RW	27	71	2	3	5	161
Acquired from Colorado in exchange for a fifth round selection (163rd overall) in 2003 NHL Entry Draft, June 21, 2003. Traded to Colorado in exchange for a sixth round selection in the 2008 NHL Entry Draft, Feb. 27, 2007. 170th selection in 2008 later traded back to Colorado, along with fourth (113th) and fifth (143rd) selections in the 2007 NHL Entry Draft in exchange for a third round selection (91st, Tyson Sexsmith) in the 2007 NHL Entry Draft, June 23, 2007.								
Pavelich, Mark	1991-92	C	16	2	0	1	1	4
Signed as free agent, Aug. 9, 1991. Released, Oct. 8, 1991.								
Pavelski, Joe*	2006-09	C	53/8	208	58	69	127	92
Selected in the seventh round (205th overall) of the 2003 NHL Entry Draft.								



SHARKS ALL-TIME ROSTER

	Years	Pos.	No.	GP	G	A	PTS	PIM
Pederson, Mark	1992-93	LW	18	27	7	3	10	22
	Acquired from Philadelphia in exchange for Dave Snuggerud, Dec. 19, 1992. Released, Aug. 10, 1993.							
Pederson, Tom	1991-96	D	41	225	19	47	66	133
	Acquired from Minnesota in Dispersal Draft, May 30, 1991. Became free agent, July 1, 1996.							
Peltonen, Ville	1995-97	LW	37	59	4	14	18	14
	Selected in third round (58th overall) of 1993 NHL Entry Draft. Traded to Nashville in exchange for a fifth round selection in the 1998 NHL Entry Draft (116th overall), June 26, 1998. 116th overall selection in 1998 later traded to Phoenix for a fifth round selection (145th overall) in the 1999 NHL Entry Draft, June 27, 1998. 145th overall selection in 1999 later traded to Montreal on March 23, 1999 as part of Vincent Damphousse deal.							
Picard, Michel	1992-93	LW	44	25	4	0	4	24
	Acquired from Hartford in exchange for future considerations, Oct. 9, 1992. Became free agent, July 1, 1993.							
Plihal, Tomas	2006-09	LW	39	89	7	9	16	26
	Selected in the fifth round (140th overall) of the 2001 NHL Entry Draft. Became free agent, July 1, 2009.							
Potomski, Barry	1997-98	LW	24	9	0	1	1	30
	Signed as free agent, Aug. 15, 1997. Became free agent, July 1, 1998.							
Presley, Wayne	1991-92	RW	7	47	8	14	22	76
	Acquired from Chicago in exchange for third round selection (54th overall) in the 1993 NHL Entry Draft, Sept. 20, 1991. Traded to Buffalo in exchange for Dave Snuggerud, March 9, 1992.							
Primeau, Wayne	2002-06	C	15	100	15	24	39	107
	Acquired from Pittsburgh in exchange for Matt Bradley, March 11, 2003. Traded to Boston along with Brad Stuart and Marco Sturm in exchange for Joe Thornton, Nov. 30, 2005.							
Preissing, Tom	2003-06	D	42	143	13	49	62	38
	Signed as a free agent, April 4, 2003. Traded to Chicago along with Josh Hennessy in exchange for Mark Bell, July 10, 2006.							

-Q-

Quintin, J.F.	1991-93	LW	28	22	5	5	10	4
	Acquired from Minnesota in Dispersal Draft, May 30, 1991. Became free agent, June 10, 1993.							

-R-S-

Racine, Yves	1995-96	D	34	32	1	16	17	28
	Claimed off waivers from Montreal, Jan. 23, 1996. Traded to Calgary Flames for future considerations, Dec. 18, 1996.							
Ragnarsson, Marcus	1995-03	D	10/33	519	28	125	153	392
	Selected by San Jose in the fifth round (99th overall) of 1992 NHL Entry Draft. Traded to Philadelphia in exchange for Dan McGillis, Dec. 6, 2003.							
Rathje, Mike	1993-04	D	2/40	671	27	128	155	439
	Selected by San Jose in first round (third overall) of the 1992 NHL Entry Draft. Became free agent, Aug. 1, 2005.							
Ricci, Mike	1997-04	C	18	529	101	162	263	355
	Acquired from Colorado, along with a second round selection (50th overall) in the 1998 NHL Entry Draft in exchange for Shean Donovan and a first round selection (12th overall) in the 1998 NHL Entry Draft, Nov. 21, 1997. 50th overall selection in 1998 later traded to Buffalo, along with Kay Whitmore in exchange for Steve Shields and a fourth round selection (104th overall, Miroslav Zalesak), June 18, 1998. Became free agent, July 1, 2004.							
Rissmiller, Patrick	2003-08	C	34	180	18	27	45	60
	Signed as a free agent, June 30, 2003. Became free agent, July 1, 2008.							
Rivet, Craig	2006-08	D	52	91	6	37	43	116
	Acquired from Montreal along with a fifth round selection (146th overall, Julien Demers) in the 2008 NHL Entry Draft in exchange for Josh Gorges and the Sharks first round selection (22nd overall) in the 2007 NHL Entry Draft, Feb. 25, 2007. Traded to Buffalo along with a seventh round selection in the 2010 NHL Entry Draft in exchange for second round selections in the 2009 (43rd overall, William Wrenn) and 2010 NHL Entry Drafts, July 4, 2008.							

SHARKS ALL-TIME ROSTER



	Years	Pos.	No.	GP	G	A	PTS	PIM
Roenick, Jeremy*	2007-09	C	27	69	14	19	33	26
	Signed as a free agent, Sept. 4, 2007.							
Rouse, Bob	1998-00	D	3	96	0	12	12	63
	Signed as free agent, July 13, 1998. Contract bought out, Jan. 5, 2000.							
Samuelsson, Mikael	2000-01	RW	28	4	0	0	0	0
	Selected by San Jose in the fifth round (145th overall) in the 1998 NHL Entry Draft. Traded to N.Y. Rangers with Christian Gosselin and a seventh round selection (226th) in the 2002 NHL Entry Draft in exchange for Adam Graves, Rich Pilon and future considerations, June 24, 2001.							
Scremin, Claudio	1991-93	D	45	17	0	1	1	29
	Signed as free agent, Sept. 3, 1991. Became free agent, July 1, 1993.							
Selanne, Teemu	2000-03	RW/LW	8	176	64	67	131	70
	Acquired from Anaheim in exchange for Jeff Friesen, Steve Shields and a second round selection (36th overall) in the 2003 NHL Entry Draft, March 5, 2001. Became free agent, July 1, 2003.							
Semenov, Alexei	2007-09	D/F	21	69	2	10	12	93
	Signed as a free agent, July 27, 2007. Became free agent, July 1, 2009.							
Setoguchi, Devin*	2007-09	RW	16	125	42	40	82	33
	Selected in the first round (eighth overall) in the 2005 NHL Entry Draft.							
Shelley, Jody*	2007-09	LW	45	101	3	8	11	207
	Acquired from Columbus in exchange for a sixth round selection (177th overall) in the 2009 NHL Entry Draft.							
Sheppard, Ray	1995-96	RW	26	51	27	19	46	10
	Acquired from Detroit in exchange for Igor Larionov, Oct. 24, 1995. Traded to Florida along with a fourth round selection (82nd overall) in the 1996 NHL Entry Draft in exchange for a second round selection (46th overall) and a fourth round selection (102nd overall, Matt Bradley) in the 1996 NHL Entry Draft, March 16, 1996. The 46th overall selection in 1996 was later traded to Chicago, along with an additional second round selection (31st overall, previously acquired from Winnipeg in a March 18, 1996 trade) in exchange for a first round selection in the 1996 NHL Entry Draft (21st overall, Marco Sturm), June 22, 1996.							
Skalde, Jarrod	1997-99	C	8	38	5	7	12	18
	Signed as free agent, Aug. 13, 1997. Claimed off waivers by Chicago, Jan. 8, 1998. Claimed off waivers from Chicago, Jan. 22, 1998. Claimed off waivers by Dallas, Jan. 17, 1998. Claimed off waivers from Chicago, March 6, 1998. Became a free agent, July 1, 2000.							
Skriko, Petri	1992-93	C	26	17	4	3	7	6
	Signed as free agent, Aug. 27, 1992. Placed on waivers for purposes of unconditional release, Nov. 30, 1992.							
Smith, Mark	2000-07	C	16	323	22	44	66	398
	Selected by San Jose in the ninth round (219th overall) in the 1997 NHL Entry Draft. Became a free agent, July 1, 2007.							
Snuggerud, Dave	1991-93	LW	18	36	4	6	10	18
	Acquired from Buffalo in exchange for Wayne Presley, March 9, 1992. Traded to Philadelphia in exchange for Mark Pederson, Dec. 19, 1992.							
Staubitz, Brad*	2008-09	RW	59	35	1	2	3	76
	Signed as free agent, Sept. 19, 2005							
Stern, Ron	1998-00	RW	22	145	11	14	25	309
	Signed as free agent, Aug. 25, 1998. Retired, Sept. 22, 2000.							
Stevenson, Grant	2005-06	RW	37/55	47	10	12	22	14
	Signed as free agent, April 18, 2003. Became free agent, July 1, 2007.							
Stuart, Brad	1999-06	D	7	377	36	117	153	221
	Selected by San Jose in the first round (third overall) of the 1998 NHL Entry Draft. Traded to Boston along with Wayne Primeau and Marco Sturm in exchange for Joe Thornton, Nov. 30, 2005.							



SHARKS ALL-TIME ROSTER

Sturm, Marco	1997-06	LW/C	19	553	128	145	273	242
Selected by San Jose in the first round (21st overall) of the 1996 NHL Entry Draft. Traded to Boston along with Wayne Primeau and Brad Stuart in exchange for Joe Thornton, Nov. 30, 2005.								
Sullivan, Mike	1991-93	C	47	171	16	21	37	49
Signed as free agent, Aug. 9, 1991. Claimed by Calgary via waivers, Jan. 6, 1994.								
Sundstrom, Niklas	1999-03	RW	24	281	33	104	137	122
Acquired from Tampa Bay along with a third round selection (74th overall) in the 2000 NHL Entry Draft, in exchange for Andrei Zyuzin, Bill Houlder, Steve Guolla and Shawn Burr, Aug. 4, 1999. 74th overall selection in 2000 was later traded to Chicago, along with an additional second round selection in 2000 (49th overall) in exchange for a second round selection in 2000 (41st overall, Tero Maatta), June 24, 2000. Traded to Montreal along with a third round selection (95th overall) in the 2004 NHL Entry Draft in exchange for Jeff Hackett, Jan. 23, 2003. Hackett immediately traded to Boston along with Jeff Jillson in exchange for Kyle McLaren and a fourth round selection (126th overall, Torrey Mitchell) in the 2004 NHL Entry Draft.								
Suter, Gary	1998-02	D	20	227	22	79	101	193
Acquired rights from Chicago on June 27, 1998 in exchange for a ninth round selection (240th overall) in the 1998 NHL Entry Draft. Signed as a free agent, July 1, 1998. Retired, Sept 10, 2002.								
Sutter, Ron	1996-00	C	12	272	15	26	41	161
Signed as free agent, Oct. 12, 1996. Became a free agent, July 1, 2000.								
Sutton, Andy	1998-00	D	42	71	1	4	5	145
Signed as free agent, March 20, 1998. Traded to Minnesota along with a seventh round selection (214th overall) in the 2000 NHL Entry Draft and a third round selection (85th overall) in the 2001 NHL Entry Draft in exchange for an eighth round selection in the 2001 NHL Entry Draft (233rd overall, traded to Calgary in exchange for Bill Lindsay on March 6, 2001) and future considerations (protection of Evgeni Nabokov in the 2000 NHL Expansion Draft), June 12, 2000.								
Sutton, Ken	1997-98	D	5	8	0	0	0	15
Acquired with John MacLean from New Jersey in exchange for Doug Bodger and Dody Wood, Dec. 7, 1997. Traded to New Jersey in exchange for a fifth round selection (155th overall, Niko Dimitrakos) in the 1999 NHL Entry Draft, Aug. 26, 1998.								
Sykora, Michal	1993-97	D	38	152	7	29	36	137
Selected by San Jose in the sixth round (123rd overall) of the 1992 NHL Entry Draft. Traded to Chicago with Ulf Dahlen and Chris Terreri in exchange for Ed Belfour, Jan. 25, 1997.								

-T-

Tancill, Chris	1994-97	RW/LW	18	96	14	27	41	38
Signed as free agent, Aug. 31, 1994. Became a free agent, July 1, 1997.								
Thornton, Joe*	2005-08	C	19	304	96	292	388	214
Acquired from Boston in exchange for Wayne Primeau, Brad Stuart and Marco Sturm, Nov. 30, 2005.								
Thornton, Scott	2000-06	LW	17	342	77	70	147	439
Signed as free agent, July 1, 2000. Became a free agent, July 1, 2006.								
Turcotte, Darren	1995-97	C	9/47	74	22	26	48	20
Acquired from Winnipeg with a second round selection (31st overall) in the 1996 NHL Entry Draft in exchange for Craig Janney, March 18, 1996. The 31st overall selection in 1996 was later traded to Chicago, along with an additional 1996 second round selection (46th overall, previously acquired from Detroit on March 16, 1996) in exchange for a first round selection (21st overall, Marco Sturm), June 22, 1996. Traded to St. Louis in exchange for Stephane Matteau, July 25, 1997.								

-U-V-W-

Vesce, Ryan*	2008-09	RW	53	10	0	0	0	4
Signed as free agent, Aug. 12, 2008.								

SHARKS ALL-TIME ROSTER



	Years	Pos.	No.	GP	G	A	PTS	PIM
Vlasic, Marc-Edouard*	2006-09	D	44	245	11	65	76	84
	Selected in the second round (35th overall) of the 2005 NHL Entry Draft.							
Whitney, Ray	1991-97	LW/C	14/43	200	48	73	121	52
	Selected in second round (23rd overall) of the 1991 NHL Entry Draft. Contract bought out, Aug. 21, 1997.							
Widmer, Jason	1996-97	D	5	2	0	1	1	0
	Signed as free agent, Aug 26, 1996. Became free agent, July 1, 1998.							
Wilkinson, Neil	1991-93	D	5/45	119	5	22	27	203
	Acquired from Minnesota in Dispersal Draft, May 30, 1991. Traded to Chicago as future considerations in June 18, 1993 trade for Jimmy Waite, July 9, 1993.							
Williams, David	1991-93	D	3/41	96	4	36	40	89
	Signed as free agent, Aug. 9, 1991. Selected by Anaheim in Expansion Draft, June 24, 1993.							
Wilson, Doug	1991-93	D	24	86	12	36	48	66
	Acquired from Chicago in exchange for Kerry Toporowski and a second round selection (27th overall) in the 1992 NHL Entry Draft, Sept. 6, 1991. Retired, Sept. 10, 1993.							
Wiseman, Chad	2002-03	LW	49	4	0	0	0	4
	Selected in the eighth round (246th overall) of the 2000 NHL Entry Draft. Traded to the N.Y. Rangers in exchange for Nils Ekman, Aug. 12, 2003.							
Wood, Dody	1992-98	LW/C	16/45	106	8	10	18	471
	Selected in the third round (45th overall) of the 1991 NHL Entry Draft. Traded with Doug Bodger to New Jersey in exchange for John MacLean and Ken Sutton, Dec. 7, 1997.							

-X-Y-Z-

Yegorov, Alexei	1995-99	C	48	11	3	3	6	2
	Selected in third round (66th overall) of 1994 NHL Entry Draft. Selected by Atlanta in the 1999 Expansion Draft. Deceased, March 2, 2002.							
Zalesak, Miroslav	2002-04	RW	46/32	12	1	2	3	0
	Selected in the fourth round (104th overall) in the 1998 NHL Entry Draft. Became free agent, Aug. 1, 2005.							
Zettler, Rob	1991-94	D	2	196	1	18	19	314
	Acquired from Minnesota in Dispersal Draft, May 30, 1991. Traded to Philadelphia in exchange for Vyacheslav Butsayev, Feb. 1, 1994.							
Zmolek, Doug	1992-94	D	19	152	5	14	19	351
	Acquired from Minnesota in Dispersal Draft, May 30, 1991. Traded with Mike Lalor to Dallas in exchange for Ulf Dahlen, March 19, 1994.							
Zyuzin, Andrei	1997-99	D	20/4	81	9	8	17	104
	Selected in the first round (second overall) of the 1996 NHL Entry Draft. Traded along with Shawn Burr, Bill Houlder and Stephen Guolla to Tampa Bay in exchange for Niklas Sundstrom and a third round selection (74th overall) in the 2000 NHL Entry Draft, Aug. 4, 1999. 74th overall selection later traded to Chicago, along with an additional second round selection in 2000 (49th overall), in exchange for a second round selection in 2000 (41st overall, Tero Maatta), June 24, 2000.							





SHARKS ALL-TIME ROSTER

GOALTENDERS

	Years	No	GP	MINS	GA	W-L-T	SO	GAA
Belfour, Ed	1996-97	20/30	13	757	43	3-9-0	1	3.41
	Acquired from Chicago in exchange for Ulf Dahlen, Michal Sykora and Chris Terreri, Jan. 25, 1997. Became a free agent, July 1, 1997.							
Boucher, Brian	2008-09	33	27	1529	54	15-7-4	3	2.12
	Signed as a free agent, Feb. 26, 2008. Became free agent, July 1, 2009.							
Flaherty, Wade	1991-97	31/35	53	2586	185	10-26-2	1	4.29
	Signed as free agent, Sept. 3, 1991. Became free agent, July 1, 1997.							
Gauthier, Sean	1998-99	30	1	3	0	0-0-0	0	0.00
	Signed as a free agent, July 22, 1998. Became free agent, July 1, 1999.							
Greiss, Thomas*	2007-09	1	3	129	7	0-1-1	0	3.26
	Selected in the third round (94th overall) of the 2004 NHL Entry Draft.							
	Years	No	GP	MINS	GA	W-L-T	SO	GAA
Hackett, Jeff	1991-93	30	78	4314	324	13-57-2	0	4.51
	Acquired from N.Y. Islanders in Expansion Draft, May 30, 1991. Traded to Chicago in exchange for a third round selection (66th overall, Alexei Yegorov) in the 1994 NHL Entry Draft, July 13, 1993.							
Hayward, Brian	1991-93	1	25	1235	111	3-18-1	0	5.39
	Acquired from Minnesota in Dispersal Draft, May 30, 1991. Became free agent, June 10, 1993.							
Hrudey, Kelly	1996-98	32	76	3564	202	20-40-7	1	3.04
	Signed as free agent, July 18, 1996. Retired, July 30, 1998.							
Irbe, Arturs	1991-96	32	183	10286	595	57-91-26	8	3.47
	Acquired from Minnesota in Dispersal Draft, May 30, 1991. Became free agent, July 1, 1996.							
Kiprusoff, Miikka	2000-04	37/34	47	2390	113	14-21-3	3	2.84
	Selected in the fifth round (116th overall) of the 1995 NHL Entry Draft. Traded to Calgary in exchange for a second round selection (35th overall, Marc-Edouard Vlasic) in 2005 NHL Entry Draft, Nov. 16, 2003.							
Nabokov, Evgeni*	1999-09	20/35	492	28298	1124	249-162-56	47	2.38
	Selected in the ninth round (215th overall) of the 1994 NHL Entry Draft.							
Muzzatti, Jason	1997-98	30	1	27	2	0-0-0	0	4.44
	Acquired from N.Y. Rangers in exchange for Richard Brennan, March 24, 1998. Became free agent, July 1, 1998.							
Myllys, Jarmo	1991-92	35	27	1374	115	3-18-1	0	5.02
	Acquired from Minnesota in Dispersal Draft, May 30, 1991. Traded to Toronto in exchange for future considerations, June 15, 1992.							
Patzold, Dimitri	2007-08	30	3	44	4	0-0-0	0	5.45
	Selected in the fourth round (107th overall) of the 2001 NHL Entry Draft. Became free agent, July 1, 2008.							
Sarjeant, Geoff	1995-96	29	4	171	14	0-2-1	0	4.91
	Signed as free agent, Sept. 7, 1995. Became free agent, July 1, 1996.							
Schaefer, Nolan	2005-06	31	7	352	11	5-1-0	1	1.88
	Selected in the fifth round (166th overall) of the 2000 NHL Entry Draft. Traded to Pittsburgh in exchange for a seventh round selection (201st overall, Justin Braun) in the 2007 NHL Entry Draft.							
Shields, Steve	1998-01	31	125	7094	289	48-49-21	10	2.44
	Acquired from Buffalo, along with a fourth round selection (104th overall, Miroslav Zalesak) in the 1998 NHL Entry Draft in exchange for Kay Whitmore, a second round selection (50th overall, previously acquired from Colorado, Nov. 20, 1997) and a fifth round selection (150th overall) in the 2000 NHL Entry Draft, June 18, 1998. Traded to Anaheim, along with Jeff Friesen and a second round (36th overall) selection in the 2003 NHL Entry Draft in exchange for Teemu Selanne, March 5, 2001.							



Ed Belfour

	Years	No	GP	MINS	GA	W-L-T	SO	GAA
Terreri, Chris	1995-97	30	68	3716	210	19-39-4	0	3.39
Acquired from New Jersey in exchange for second round selection (28th overall) in the 1996 NHL Entry Draft, Nov. 15, 1995. Traded with Ulf Dahlen and Michal Sykora to Chicago in exchange for Ed Belfour, Jan. 25, 1997.								
Toskala, Vesa	2001-07	35/29	115	6269	245	65-28-10	8	2.34
Selected in the fourth round (90th overall) of the 1995 NHL Entry Draft. Traded to Toronto, along with Mark Bell, in exchange for a first round selection (13th overall, traded to St. Louis on June 22, 2007) in the 2007 NHL Entry Draft, a second round selection (44th overall, traded to St. Louis on June 22, 2007) and a fourth round selection (traded to Nashville on June 21, 2008) in the 2009 NHL Entry Draft, June 22, 2007.								
Vernon, Mike	1997-99	29	111	6395	253	46-44-18	9	2.30
Acquired from Detroit in exchange for a second round selection (41st overall) in the 1998 NHL Entry Draft and a second round selection (47th overall) in the 1999 NHL Entry Draft, Aug. 18, 1997. Traded to Florida along with a third round selection (82nd overall) in the 2000 NHL Entry Draft in exchange for Radek Dvorak. Dvorak immediately traded to N.Y. Rangers in exchange for Todd Harvey and a fourth round selection (107th overall, Dimitri Patzold) in the 2001 NHL Entry Draft, Dec. 30, 1999.								
Waite, Jimmy	1993-95	29	15	697	50	3-7-0	0	4.30
Acquired from Chicago in exchange for future considerations (Neil Wilkinson on July 9, 1993), June 18, 1993. Traded to Chicago in exchange for fourth round selection (93rd overall) in the 1997 NHL Entry Draft on Feb. 6, 1995. 93rd overall selection in 1997 was later traded to N.Y. Rangers, along with a 1997 sixth round selection (136th overall) in exchange for a fourth round selection (82nd overall, Adam Colagiaco), June 21, 1997.								



ALL-TIME SHARKS SCORING

Rank	POS	NO	PLAYER	GP	G	A	PTS	+/-	PIM	PP	SH	GW	S	PCTG	GT	PT/GM	S/GM
1	C	12,14	Patrick Marleau	871	276	334	610	1	303	85	7	53	1920	14.4	2	0.70	2.2
2	R	11	Owen Nolan	568	206	245	451	-34	934	75	14	25	1668	12.4	6	0.79	2.9
3	C	19	Joe Thornton	304	96	292	388	89	214	40	0	17	665	14.4	0	1.28	2.2
4	C/L	39,19	Jeff Friesen	512	149	201	350	-19	316	43	13	25	1121	13.3	3	0.68	2.2
5	R	14	Jonathan Cheechoo	440	165	126	291	42	304	62	3	36	1208	13.7	2	0.66	2.7
6	C	25	Vincent Damphousse	385	92	197	289	14	316	39	3	19	852	10.8	2	0.75	2.2
7	C/L	19	Marco Sturm	553	128	145	273	42	242	32	14	27	1119	11.4	4	0.49	2.0
8	C	18	Mike Ricci	529	101	162	263	19	355	38	6	15	723	14.0	1	0.50	1.4
9	R	9	Milan Michalek	317	91	123	214	49	184	26	1	25	763	11.9	0	0.68	2.4
10	R	17	Pat Falloon	258	76	86	162	-65	75	16	1	6	614	12.4	3	0.63	2.4
11	D	2,40	Mike Rathje	671	27	128	155	11	439	11	1	2	687	3.9	0	0.23	1.0
12	D	7	Brad Stuart	377	36	117	153	27	221	16	1	8	581	6.2	1	0.41	1.5
13	D	10,33	Marcus Ragnarsson	519	28	125	153	-25	392	12	0	5	558	5.0	0	0.29	1.1
14	L	17	Scott Thornton	342	77	70	147	-6	439	16	0	10	616	12.5	2	0.43	1.8
15	R/L	94,27,41,15	Alexander Korolyuk	296	62	80	142	26	140	13	0	5	540	11.5	2	0.48	1.8
16	R	24	Niklas Sundstrom	281	33	104	137	22	122	6	3	2	300	11.0	4	0.49	1.1
17	L	10	Johan Garpenlov	184	46	86	132	-22	90	22	0	5	333	13.8	0	0.72	1.8
18	D	24,6	Sandis Ozolinsh	212	46	86	132	-8	122	12	1	5	383	12.0	0	0.62	1.8
19	D	44,10	Christian Ehrhoff	341	25	107	132	19	244	14	0	8	608	4.1	0	0.39	1.8
20	R	8	Teemu Selanne	176	64	67	131	-16	70	18	1	15	486	13.2	1	0.74	2.8
21	C	8,53	Joe Pavelski	208	58	69	127	10	92	21	4	10	584	9.9	0	0.61	2.8
22	D	22,6,43	Scott Hannan	508	25	102	127	45	329	3	1	4	596	4.2	0	0.25	1.2
23	L/C	43,14	Ray Whitney	200	48	73	121	-49	52	10	2	3	307	15.6	1	0.61	1.5
24	L	32,37	Stephane Matteau	345	55	64	119	12	241	3	1	8	348	15.8	2	0.34	1.0
25	C	11	Kelly Kisio	126	37	78	115	-22	144	11	5	4	220	16.8	0	0.91	1.7
26	L	28	Nils Ekman	159	43	69	112	50	88	6	4	7	323	13.3	1	0.70	2.0
27	D	20	Gary Suter	227	22	79	101	28	193	9	1	2	507	4.3	1	0.44	2.2
28	R	21	Tony Granato	278	57	42	99	1	387	10	2	8	567	10.1	1	0.36	2.0
29	L	29	Ryane Clowe	179	41	57	98	7	169	17	0	4	302	13.6	0	0.55	1.7
30	R	22	Ulf Dahlen	161	41	52	93	-34	46	15	1	9	309	13.3	1	0.58	1.9
31	D	5,8	Jeff Norton	225	12	81	93	21	174	3	0	1	231	5.2	0	0.41	1.0
32	R	24	Sergei Makarov	123	40	52	92	7	118	11	0	6	211	19.0	1	0.75	1.7
33	C	27	Todd Elik	97	32	51	83	0	107	13	0	4	230	13.9	2	0.86	2.4
34	C	10	Alyn McCauley	174	35	48	83	18	62	12	2	7	280	12.5	0	0.48	1.6
35	R/C	13,9	Todd Harvey	301	34	49	83	28	335	3	0	3	306	11.1	0	0.28	1.0
36	D	4	Kyle McLaren	302	12	71	83	19	301	1	1	1	259	4.6	0	0.27	0.9
37	C	7	Igor Larionov	97	23	59	82	11	54	4	2	3	146	15.8	1	0.85	1.5
38	C	15	Craig Janney	98	18	64	82	-39	36	7	0	2	109	16.5	0	0.84	1.1
39	R	16	Devin Setoguchi	125	42	40	82	22	33	14	0	5	351	12.0	0	0.66	2.8
40	R	36	Jeff Odgers	334	48	34	82	-72	1001	13	0	2	368	13.0	2	0.25	1.1
41	R	26,46	Steve Bernier	160	42	39	81	7	126	12	1	5	275	15.3	0	0.51	1.7
42	R	37	Rob Gaudreau	143	38	40	78	-28	46	11	2	5	342	11.1	0	0.55	2.4
43	R	25	Mike Grier	221	35	43	78	-5	92	3	7	7	365	9.6	0	0.35	1.7
44	D	44	Maro-Edouard Vlasic	245	11	65	76	16	84	6	0	1	242	4.5	0	0.31	1.0
45	C	9	Bernie Nicholls	135	18	57	75	-29	93	5	1	0	229	7.9	1	0.56	1.7
46	C/L	25,47	Viktor Kozlov	174	29	40	69	-38	50	7	0	4	365	7.9	0	0.40	2.1
47	D	41	Tom Pederson	225	19	47	66	-36	133	6	0	4	405	4.7	3	0.29	1.8
48	C	16	Mark Smith	323	22	44	66	-4	398	4	1	2	316	7.0	0	0.20	1.0
49	D	27	Bryan Marchment	334	13	53	66	33	706	0	1	3	320	4.1	1	0.20	1.0
50	D	2	Bill Houlder	158	16	48	64	21	88	11	0	7	217	7.4	0	0.41	1.4
51	D	25,18	Matthew Carle	151	16	47	63	-1	70	12	0	3	185	8.6	0	0.42	1.2
52	D	42	Tom Preissing	143	13	49	62	25	38	4	0	3	220	5.9	1	0.43	1.5
53	C	13	Jamie Baker	186	35	27	62	-23	139	2	7	2	246	14.2	0	0.33	1.3
54	D	22	Dan Boyle	77	16	41	57	6	52	8	0	4	213	7.5	0	0.74	2.8
55	R	17	Joe Murphy	86	30	27	57	11	87	9	0	2	205	14.6	1	0.66	2.4
56	C	8,12	Dean Evason	158	23	34	57	-57	231	4	0	2	195	11.8	1	0.36	1.2
57	L/R	8,12	Kevin Miller	89	28	27	55	-8	54	3	3	4	187	15.0	2	0.62	2.1
58	C	11	Marcel Goc	265	20	34	54	-30	76	2	1	3	383	5.2	0	0.20	1.4
59	R	23	Nicholas Dimitrakos	134	19	34	53	-1	83	5	0	4	216	8.8	1	0.40	1.6
60	L	23,62	Andrei Nazarov	169	23	28	51	-24	490	3	0	2	221	10.4	0	0.30	1.3

ALL-TIME SHARKS SCORING



Rank	POS	NO	PLAYER	GP	G	A	PTS	+/-	PIM	PP	SH	GW	S	PCTG	GT	PT/GM	S/GM
61	D	4	Jay More	287	12	38	50	-97	545	1	1	1	297	4.0	0	0.17	1.0
62	R	9	Adam Graves	163	26	23	49	-3	83	2	3	1	257	10.1	0	0.30	1.6
63	D	3,5	Doug Bodger	166	9	40	49	-32	146	3	0	2	231	3.9	0	0.30	1.4
64	C	8,9,47	Darren Turcotte	74	22	26	48	0	20	3	2	6	159	13.8	0	0.65	2.1
65	D	24	Doug Wilson	86	12	36	48	-66	66	5	0	0	233	5.2	1	0.56	2.7
66	C	9	Brian Lawton	80	17	30	47	-34	54	7	0	1	160	10.6	0	0.59	2.0
67	R	26	Ray Sheppard	51	27	19	46	-19	10	12	0	4	170	15.9	0	0.90	3.3
68	L	19	Brian Mullen	72	18	28	46	-14	66	5	3	1	168	10.7	0	0.64	2.3
69	C	27	Jeremy Roenick	111	18	28	46	-9	50	8	0	10	139	12.9	0	0.41	1.3
70	D	4	Robert Blake	73	10	35	45	15	110	6	0	1	198	5.1	0	0.62	2.7
71	C/L	22, 32	Murray Craven	129	16	29	45	-1	47	2	4	4	180	8.9	0	0.35	1.4
72	C	34	Patrick Rissmiller	180	18	27	45	-6	60	2	0	3	247	7.3	0	0.25	1.4
73	L/R	15	David Bruce	79	24	19	43	-36	79	12	1	1	178	13.5	0	0.54	2.3
74	D	52	Craig Rivet	91	6	37	43	11	116	2	0	0	136	4.4	0	0.47	1.5
75	L	12,22	Bob Errey	107	17	26	43	-9	173	5	0	2	146	11.6	0	0.40	1.4
76	D	23	Todd Gill	143	8	34	42	-33	132	4	0	1	201	4.0	0	0.29	1.4
77	R	42	Shean Donovan	181	25	17	42	-38	109	0	2	2	225	11.1	0	0.23	1.2
78	L/R	18	Chris Tancill	96	14	27	41	-16	38	1	2	0	152	9.2	0	0.43	1.6
79	C	12	Ron Sutter	272	15	26	41	-21	161	1	3	4	270	5.6	0	0.15	1.0
80	D	3,41	David Williams	96	4	36	40	-40	89	3	0	1	151	2.6	0	0.42	1.6
81	C	15	Wayne Primeau	100	15	24	39	0	107	1	2	2	190	7.9	0	0.39	1.9
82	L	11	Gaetan Duchesne	117	14	25	39	2	44	0	1	3	169	8.3	0	0.33	1.4
83	C	32,47	Mike Sullivan	171	16	21	37	-63	49	1	4	2	188	8.5	0	0.22	1.1
84	D	38	Michal Sykora	152	7	29	36	-12	137	2	0	0	147	4.8	0	0.24	1.0
85	C	37	Curtis Brown	123	15	18	33	3	72	0	2	3	143	10.5	0	0.27	1.2
86	R	15	John MacLean	51	13	19	32	0	28	5	0	2	139	9.4	1	0.63	2.7
87	C	33	Dale Craigwell	98	11	18	29	-20	28	4	1	2	80	13.8	0	0.30	0.8
88	R	28,44	Matt Bradley	121	12	17	29	21	99	0	0	2	100	12.0	0	0.24	0.8
89	D	33	Marty McSorley	113	6	22	28	4	326	0	1	1	120	5.0	1	0.25	1.1
90	L	15,26	Dave Lowry	143	11	17	28	-4	93	2	0	1	130	8.5	1	0.20	0.9
91	C/L	17	Stephen Guolla	64	16	11	27	-9	20	2	0	2	112	14.3	1	0.42	1.8
92	D	5,45	Neil Wilkinson	119	5	22	27	-61	203	1	1	0	146	3.4	0	0.23	1.2
93	C	16	Perry Berezan	94	15	11	26	-44	58	5	2	2	149	10.1	0	0.28	1.6
94	R	22	Ronnie Stern	145	11	14	25	-12	309	1	0	2	157	7.0	0	0.17	1.1
95	D	43	Al Iafate	59	8	16	24	-11	119	5	0	0	128	6.3	0	0.41	2.2
96	D	5	Jeff Jilison	74	5	19	24	-5	38	3	0	2	69	7.2	0	0.32	0.9
97	D	21	Jim Fahey	79	1	23	24	-16	65	0	0	0	107	0.9	0	0.30	1.4
98	C	37, 55	Grant Stevenson	47	10	12	22	-7	14	5	0	2	67	14.9	0	0.47	1.4
99	R	7	Wayne Presley	47	8	14	22	-29	76	3	0	0	114	7.0	0	0.47	2.4
100	D	26,44	Vlastimil Kroupa	103	4	18	22	-47	66	2	0	1	55	7.3	0	0.21	0.5
101	L	7	Mark Bell	71	11	10	21	-9	83	3	0	2	116	9.5	0	0.30	1.6
102	D	41, 3	Douglas Murray	210	1	20	21	29	194	0	0	0	143	0.7	0	0.10	0.7
103	R	39	Ed Courtenay	44	7	13	20	-21	10	2	0	1	63	11.1	0	0.45	1.4
104	C	17	Torrey Mitchell	82	10	10	20	-3	50	1	2	0	110	9.1	0	0.24	1.3
105	D	51	Brian Campbell	20	3	16	19	9	8	2	0	0	40	7.5	0	0.95	2.0
106	D	19	Doug Zmolek	152	5	14	19	-59	351	2	0	0	123	4.1	0	0.13	0.8
107	D	2	Rob Zettler	196	1	18	19	-80	314	0	0	0	160	0.6	0	0.10	0.8
108	L	7,37	Ville Pelttonen	59	4	14	18	-15	14	1	0	0	93	4.3	0	0.31	1.6
109	D	4	Greg Hawgood	63	6	12	18	-22	69	3	0	0	83	7.2	1	0.29	1.3
110	C/L	45,16	Dody Wood	106	8	10	18	-11	471	0	1	0	95	8.4	0	0.17	0.9
111	D	47,34	Yves Racine	32	1	16	17	-3	28	0	0	0	35	2.9	0	0.53	1.1
112	D	38	Pat MacLeod	50	5	12	17	-51	14	3	0	0	97	5.2	0	0.34	1.9
113	D	20,4	Andrei Zyuzin	81	9	8	17	13	104	4	0	2	116	7.8	0	0.21	1.4
114	D	3	Daniel McGillis	37	3	13	16	-6	30	2	0	0	71	4.2	1	0.43	1.9
115	L/C	14	Steve Bozek	58	8	8	16	-30	27	2	0	0	105	7.6	0	0.28	1.8
116	L	20	John Carter	59	7	9	16	-27	81	0	1	0	115	6.1	0	0.27	1.9
117	L	39	Tomas Pfihal	89	7	9	16	0	26	0	1	1	123	5.7	0	0.18	1.4
118	D	6	Ken Hammond	46	5	10	15	-17	82	2	0	0	93	5.4	0	0.33	2.0
119	L	22	Paul Fenton	60	11	4	15	-39	33	3	2	1	96	11.5	0	0.25	1.6
120	D	2	Jim Kyle	75	3	12	15	-19	179	0	0	1	46	6.5	0	0.20	0.6



ALL-TIME SHARKS SCORING

Rank	POS	NO	PLAYER	GP	G	A	PTS	+/-	PIM	PP	SH	GW	S	PCTG	GT	PT/GM	S/GM
121	D	5, 38	Rob Davison	176	2	12	14	2	238	0	0	0	108	1.9	0	0.08	0.6
122	L	28, 7	Shawn Burr	60	6	7	13	-1	79	0	0	0	85	7.1	0	0.22	1.4
123	C	10	Tony Hrkac	22	2	10	12	-2	4	0	0	0	31	6.5	0	0.55	1.4
124	C	8	Jarrod Skalde	39	5	7	12	-8	18	0	0	0	47	10.6	1	0.31	1.2
125	D	23	Link Gaetz	48	6	6	12	-27	326	3	0	0	73	8.2	0	0.25	1.5
126	L	27	Perry Anderson	48	4	8	12	-17	143	0	0	0	57	7.0	0	0.25	1.2
127	D	21	Alexei Semenov	69	2	10	12	-5	93	1	0	0	51	3.9	0	0.17	0.7
128	D	3	Bob Rouse	96	0	12	12	-3	63	0	0	0	95	0.0	0	0.13	1.0
129	R	91, 43	Jan Caloun	13	8	3	11	2	0	2	0	0	23	34.8	0	0.85	1.8
130	R	24	Josh Langfeld	39	2	9	11	4	16	0	1	0	53	3.8	0	0.28	1.4
131	L	45	Jody Shelley	101	3	8	11	-8	207	0	0	1	75	4.0	0	0.11	0.7
132	L	11, 21	Yvon Cormeau	20	3	7	10	-7	0	1	0	0	32	9.4	0	0.50	1.6
133	L	28	J.F. Quintin	22	5	5	10	-2	4	0	0	0	24	20.8	0	0.45	1.1
134	L	18	Mark Pederson	27	7	3	10	-20	22	1	0	0	42	16.7	0	0.37	1.6
135	L	18	Dave Snuggerud	36	4	6	10	-15	18	0	1	1	70	5.7	0	0.28	1.9
136	D	23	Shawn Heins	81	3	7	10	0	105	2	0	0	80	3.8	0	0.12	1.0
137	D	6	Josh Gorges	96	1	9	10	2	57	0	0	0	62	1.6	0	0.10	0.6
138	G	20, 35	Evgenii Nabokov	492	1	9	10	0	94	1	0	0	2	50.0	0	0.02	0.0
139	R	13	Bill Guerin	16	8	1	9	2	14	2	0	1	36	22.2	0	0.56	2.3
140	L	15	Ville Nieminen	52	4	5	9	-10	24	0	1	0	71	5.6	0	0.17	1.4
141	L	8	Larry DePalma	20	2	6	8	-14	41	1	0	0	29	6.9	0	0.40	1.5
142	C	27	Hubie McDonough	30	6	2	8	-21	6	2	0	0	41	14.6	0	0.27	1.4
143	D	37	Brad Lukowich	58	0	8	8	5	12	0	0	0	43	0.0	0	0.14	0.7
144	L	42, 50	Jaroslav Otevrel	16	3	4	7	-11	2	1	0	0	15	20.0	0	0.44	0.9
145	C	26	Petri Skriko	17	4	3	7	-8	6	2	1	0	35	11.4	0	0.41	2.1
146	C	26	Jim Montgomery	28	1	6	7	-1	19	1	0	0	17	5.9	0	0.25	0.6
147	L	25, 42	Dave Maley	62	1	6	7	-26	156	1	0	0	52	1.9	0	0.11	0.8
148	C	15, 48	Alexei Yegorov	11	3	3	6	-4	2	2	0	0	10	30.0	0	0.55	0.9
149	L	64	Jamie McGinn	35	4	2	6	-6	2	1	0	1	27	14.8	0	0.17	0.8
150	D	3	Ilya Byakin	13	0	5	5	-9	14	0	0	0	19	0.0	0	0.38	1.5
151	R	22	Lyndon Byers	18	4	1	5	-2	122	0	0	0	18	22.2	0	0.28	1.0
152	LW	24	Travis Moen	19	3	2	5	-1	14	0	1	1	24	12.5	0	0.26	1.3
153	D	21	Peter Ahola	20	2	3	5	-6	16	0	0	0	32	6.3	0	0.25	1.6
154	R	26	Robin Bawa	42	5	0	5	-25	47	0	0	1	25	20.0	1	0.12	0.6
155	G	30	Chris Terreri	68	0	5	5	0	4	0	0	0	0	0.0	0	0.07	0.0
156	R	27	Scott Parker	71	2	3	5	3	161	0	0	0	29	6.9	0	0.07	0.4
157	D	42	Andy Sutton	71	1	4	5	-9	145	0	0	0	53	1.9	0	0.07	0.7
158	G	29, 35	Vesa Toskala	115	0	5	5	0	6	0	0	0	0	0.0	0	0.04	0.0
159	C	20	Kip Miller	11	2	2	4	-1	6	0	0	0	21	9.5	0	0.36	1.9
160	L	37	Don Barber	12	1	3	4	-7	2	0	0	0	17	5.9	0	0.33	1.4
161	L	43	Lukas Kaspar	16	2	2	4	-2	8	0	0	1	19	10.5	0	0.25	1.2
162	L	12	Bill Lindsay	16	0	4	4	2	29	0	0	0	14	0.0	0	0.25	0.9
163	C	9	V. Butsayev	18	2	2	4	-4	10	0	0	0	12	16.7	0	0.22	0.7
164	L	44	Michel Picard	25	4	0	4	-17	24	2	0	0	32	12.5	0	0.16	1.3
165	R	21	Dave Brown	37	3	1	4	4	46	0	0	0	8	37.5	0	0.11	0.2
166	R	19	Tim Hunter	46	0	4	4	0	135	0	0	0	13	0.0	0	0.09	0.3
167	D	25	Bob McGill	62	3	1	4	-34	70	0	1	1	56	5.4	1	0.06	0.9
168	D	44	Shawn Cronin	63	0	4	4	2	137	0	0	0	26	0.0	0	0.06	0.4
169	D	7	Richard Brennan	11	1	2	3	-4	2	1	0	0	24	4.2	0	0.27	2.2
170	R	46, 32	Miroslav Zalesak	12	1	2	3	-3	0	0	0	0	11	9.1	0	0.25	0.9
171	C	9	Jon Morris	13	0	3	3	-10	6	0	0	0	11	0.0	0	0.23	0.8
172	C	47	Tom Cavanagh	18	1	2	3	-1	4	0	0	0	9	11.1	0	0.17	0.5
173	L	26	Lynn Loyns	21	3	0	3	-5	19	0	0	0	12	25.0	0	0.14	0.6
174	R	59	Brad Staubitz	35	1	2	3	0	76	0	0	1	22	4.5	0	0.09	0.6
175	G	30	Jeff Hackett	78	0	3	3	0	12	0	0	0	0	0.0	0	0.04	0.0
176	G	32	Arturs Irbe	183	0	3	3	0	34	0	0	0	0	0.0	0	0.02	0.0
177	D	13	Rick Lessard	8	0	2	2	-4	16	0	0	0	4	0.0	0	0.25	0.5
178	L	21	Craig Cox	10	2	0	2	-4	19	0	0	0	11	18.2	0	0.20	1.1
179	D	29	Dean Kolstad	10	0	2	2	-9	12	0	0	0	22	0.0	0	0.20	2.2
180	D	6	Jason Marshall	12	0	2	2	-2	8	0	0	0	14	0.0	0	0.17	1.2

ALL-TIME SHARKS SCORING



Rank	POS	NO	PLAYER	GP	G	A	PTS	+/-	PIM	PP	SH	GW	S	PCTG	GT	PT/GM	S/GM
181	D	2	Bobby Dollas	16	1	1	2	4	14	0	0	0	5	20.0	0	0.13	0.3
182	D	18,5	Mike Lalor	23	0	2	2	-5	8	0	0	0	19	0.0	0	0.09	0.8
183	R	33	Brantt Myhres	43	1	1	2	-2	213	0	0	0	9	11.1	0	0.05	0.2
184	R	36	Todd Even	51	0	2	2	-5	162	0	0	0	22	0.0	0	0.04	0.4
185	G	29	Mike Vernon	111	0	2	2	0	32	0	0	0	0	0.0	0	0.02	0.0
186	G	31	Steve Shields	125	0	2	2	0	37	0	0	0	0	0.0	0	0.02	0.0
187	D	43	Matt Carkner	1	0	1	1	0	2	0	0	0	0	0.0	0	1.00	0.0
188	D	5	Jason Widmer	2	0	1	1	1	0	0	0	0	0	0.0	0	0.50	0.0
189	C	16	Mark Pavelich	2	0	1	1	-2	4	0	0	0	0	0.0	0	0.50	0.0
190	C	9	Gary Emmons	3	1	0	1	-4	0	1	0	0	6	16.7	0	0.33	2.0
191	L	16	Alex Hicks	4	0	1	1	-1	4	0	0	0	4	0.0	0	0.25	1.0
192	C	27	Dave Capuano	4	0	1	1	-5	0	0	0	0	5	0.0	0	0.25	1.3
193	C	40	Mark Beaufait	5	1	0	1	-1	0	0	0	0	3	33.3	0	0.20	0.6
194	L	44	Kevin Evans	5	0	1	1	0	25	0	0	0	4	0.0	0	0.20	0.8
195	D	3	Steve Bancroft	5	0	1	1	-2	2	0	0	0	5	0.0	0	0.20	1.0
196	C	43	Jeff McLean	6	1	0	1	1	0	0	0	0	5	20.0	0	0.17	0.8
197	C	41	Ryan Kraft	7	0	1	1	2	0	0	0	0	1	0.0	0	0.14	0.1
198	L	22	Mike McHugh	8	1	0	1	-3	14	0	0	0	5	20.0	0	0.13	0.6
199	L	24	Barry Potomski	9	0	1	1	1	30	0	0	0	4	0.0	0	0.11	0.4
200	D	34	Mike Colman	15	0	1	1	-8	32	0	0	0	7	0.0	0	0.07	0.5
201	D	45	Claudio Scremin	17	0	1	1	-5	29	0	0	0	22	0.0	0	0.06	1.3
202	R	32	Claude Lemieux	18	0	1	1	-5	21	0	0	0	17	0.0	0	0.06	0.9
203	G	1	Brian Hayward	25	0	1	1	0	16	0	0	0	0	0.0	0	0.04	0.0
204	G	35	Jarmo Myllys	27	0	1	1	0	2	0	0	0	0	0.0	0	0.04	0.0
206	G	31	Wade Flaherty	53	0	1	1	0	0	0	0	0	0	0.0	0	0.02	0.0
207	D	40	Kent Huskins	0	0	0	0	0	0	0	0	0	0	0.0	0	0.00	0.0
208	G	30	Jason Muzzatti	1	0	0	0	0	0	0	0	0	0	0.0	0	0.00	0.0
209	R	26	Peter Lappin	1	0	0	0	0	0	0	0	0	2	0.0	0	0.00	2.0
210	L	28	Paul Kruse	1	0	0	0	0	5	0	0	0	0	0.0	0	0.00	0.0
211	R	46	Mike Igguinden	1	0	0	0	-1	0	0	0	0	1	0.0	0	0.00	1.0
212	G	30	Sean Gauthier	1	0	0	0	0	0	0	0	0	0	0.0	0	0.00	0.0
213	C	24	Brad Boyes	1	0	0	0	-2	2	0	0	0	0	0.0	0	0.00	0.0
214	D	28	Sergei Bautin	1	0	0	0	-1	2	0	0	0	0	0.0	0	0.00	0.0
215	R	7,40	Mikhail Kravets	2	0	0	0	-1	0	0	0	0	2	0.0	0	0.00	1.0
216	C	28	Iain Fraser	2	0	0	0	-1	2	0	0	0	0	0.0	0	0.00	0.0
217	R	49	Mathieu Darche	2	0	0	0	0	0	0	0	0	3	0.0	0	0.00	1.5
218	R	40	Riley Armstrong	2	0	0	0	-1	2	0	0	0	1	0.0	0	0.00	0.5
219	G	30	Dimitri Patzold	3	0	0	0	0	0	0	0	0	0	0.0	0	0.00	0.0
220	R	25	Mike Craig	3	0	0	0	-1	2	0	0	0	3	0.0	0	0.00	1.0
221	G	1	Thomas Greiss	3	0	0	0	0	0	0	0	0	0	0.0	0	0.00	0.0
222	C	49	Chad Wiseman	4	0	0	0	-2	4	0	0	0	1	0.0	0	0.00	0.3
223	G	29	Geoff Sarjeant	4	0	0	0	0	2	0	0	0	0	0.0	0	0.00	0.0
224	R	28	Mikael Samuelsson	4	0	0	0	0	0	0	0	0	3	0.0	0	0.00	0.8
225	L	34	Niklas Andersson	5	0	0	0	-1	2	0	0	0	6	0.0	0	0.00	1.2
226	R	50	Hannes Hyvonen	6	0	0	0	-2	0	0	0	0	4	0.0	0	0.00	0.7
227	G	31	Nolan Schaefer	7	0	0	0	0	2	0	0	0	0	0.0	0	0.00	0.0
228	D	5	Ken Sutton	8	0	0	0	-4	15	0	0	0	7	0.0	0	0.00	0.9
229	D	26	Chris Lipuma	8	0	0	0	-2	22	0	0	0	4	0.0	0	0.00	0.5
230	C	53	Ryan Vesce	10	0	0	0	-2	4	0	0	0	11	0.0	0	0.00	1.1
231	D	65	Derek Joslin	12	0	0	0	-3	6	0	0	0	9	0.0	0	0.00	0.8
232	D	4	John Jakopin	12	0	0	0	0	11	0	0	0	3	0.0	0	0.00	0.3
233	G	20	Ed Belfour	13	0	0	0	0	8	0	0	0	0	0.0	0	0.00	0.0
234	G	29	Jimmy Waite	15	0	0	0	0	6	0	0	0	0	0.0	0	0.00	0.0
235	D	53	Jesse Fibiger	16	0	0	0	-5	2	0	0	0	2	0.0	0	0.00	0.1
236	G	33	Brian Boucher	27	0	0	0	0	2	0	0	0	0	0.0	0	0.00	0.0
237	G	37,34	Mikka Kiprusoff	47	0	0	0	0	4	0	0	0	0	0.0	0	0.00	0.0
238	G	32	Kelly Hrudey	76	0	0	0	0	2	0	0	0	0	0.0	0	0.00	0.0
TOTALS				3798	6411	10209			22528	1083	167	564	38073	10.0	67		



SHARKS ALL-TIME GOALTENDER STATISTICS

NO.	GOALTENDER	GPI	MINS	AVG	W	L	T	EN	SO	GA	SA	SPCT.	G	A	PIM	DEC
30	Sean Gauthier	1	3	0.00	0	0	0	0	0	0	2	1.000	0	0	0	0
31	Nolan Schaefer	7	352	1.88	5	1	0	1	1	11	138	.920	0	0	2	6
33	Brian Boucher	27	1529	2.12	15	7	4	2	3	54	666	.919	0	0	2	26
29, 35	Vesa Toskala	115	6269	2.34	65	28	10	8	8	245	2842	.914	0	5	6	103
20, 35	Evgeni Nabokov	492	28298	2.38	249	162	56	27	47	1124	12589	.911	1	9	94	467
29	Mike Vernon	126	7167	2.39	52	49	19	5	9	285	2961	.904	0	2	32	120
31	Steve Shields	125	7094	2.44	48	49	21	5	10	289	3368	.914	0	2	37	118
37, 34	Miikka Kiprusoff	47	2390	2.84	14	21	3	4	3	113	1096	.897	0	0	4	38
32	Kelly Hrudey	76	3991	3.04	20	40	7	8	1	202	1863	.892	0	0	2	67
1	Thomas Greiss	3	129	3.26	0	1	1	0	0	7	50	.860	0	0	0	2
30	Chris Terreri	68	3716	3.39	19	39	4	14	0	210	1875	.888	0	5	4	62
30, 20	Ed Belfour	13	757	3.41	3	9	0	1	1	43	371	.884	0	0	8	12
32	Arturs Irbe	183	10286	3.47	57	91	26	12	8	595	5342	.889	0	3	34	174
31	Wade Flaherty	53	2586	4.29	10	26	2	4	1	185	1512	.878	0	1	0	38
29	Jimmy Waite	15	697	4.30	3	7	0	2	0	50	319	.843	0	0	6	10
30	Jason Muzzatti	1	27	4.44	0	0	0	0	0	2	13	.846	0	0	0	0
30	Jeff Hackett	78	4314	4.51	13	57	2	3	0	324	2586	.875	0	3	12	72
29	Geoff Sarjeant	4	171	4.91	0	2	1	1	0	14	87	.839	0	0	2	3
35	Jarmo Myllys	27	1374	5.02	3	18	1	6	0	115	862	.867	0	1	2	22
1	Brian Hayward	25	1235	5.39	3	18	1	0	0	111	736	.849	0	1	16	22
30	Dimitri Patzold	3	44	5.45	0	0	0	0	0	4	20	.800	0	0	0	0
TOTALS		1489	82429	2.90	579	625	158	103	92	3983	39298	.899	1	32	263	1362



Jimmy Waite

Active players on Sharks Roster in **bold****GAMES PLAYED**

1. Patrick Marleau	871
2. Mike Rathje	671
3. Owen Nolan	568
4. Marco Sturm	553
5. Mike Ricci	529
6. Marcus Ragnarsson	519
7. Jeff Friesen	512
8. Scott Hannan	508
9. Evgeni Nabokov	492
10. Jonathan Cheechoo	440

GOALS

1. Patrick Marleau	276
2. Owen Nolan	206
3. Jonathan Cheechoo	165
4. Jeff Friesen	149
5. Marco Sturm	128
6. Mike Ricci	101
7. Joe Thornton	96
8. Vincent Damphousse	92
9. Milan Michalek	91
10. Scott Thornton	77

ASSISTS

1. Patrick Marleau	334
2. Joe Thornton	292
3. Owen Nolan	245
4. Jeff Friesen	201
5. Vincent Damphousse	197
6. Mike Ricci	162
7. Marco Sturm	145
8. Mike Rathje	128
9. Jonathan Cheechoo	126
10. Marcus Ragnarsson	125

POINTS

1. Patrick Marleau	610
2. Owen Nolan	451
3. Joe Thornton	388
4. Jeff Friesen	350
5. Jonathan Cheechoo	291
6. Vincent Damphousse	289
7. Marco Sturm	273
8. Mike Ricci	263
9. Milan Michalek	214
10. Pat Falloon	162

PENALTY MINUTES

1. Jeff Odgers	1,001
2. Owen Nolan	934

CONSECUTIVE GAMES PLAYED

1. Joe Thornton	304*	12/1/05-present
2. Vincent Damphousse	247	4/8/01-4/4/04
3. Mike Ricci	228	11/22/97-10/20/00
4. Marc-Edouard Vlasic	201*	1/15/07-present
5. Patrick Marleau	181	12/8/01-1/15/04
6. Teemu Selanne	176	3/17/01-4/6/03
7. Jeff Friesen	174	1/2/99-1/15/01
8. Patrick Marleau	172	1/22/04-2/14/07
9. Alyn McCauley	169	3/8/03-3/30/06
10. Scott Hannan	163	2/19/03-2/28/06

* — active streak entering 2009-10

3. Bryan Marchment	706
4. Jay More	545
5. Andrei Nazarov	490
6. Dody Wood	471
7. Mike Rathje	439
8. Scott Thornton	439
9. Mark Smith	398
10. Marcus Ragnarsson	392

PLUS/MINUS(minimum 100 GP) **+/-**

1. Joe Thornton	89
2. Nils Ekman	50
3. Milan Michalek	49
4. Scott Hannan	45
5. Jonathan Cheechoo	42
6. Marco Sturm	42
7. Bryan Marchment	33
8. Douglas Murray	29
9. Gary Suter	28
10. Todd Harvey	28

POWER-PLAY GOALS

1. Patrick Marleau	85
2. Owen Nolan	75
3. Jonathan Cheechoo	62
4. Jeff Friesen	43
5. Joe Thornton	40
6. Vincent Damphousse	39
7. Mike Ricci	38
8. Marco Sturm	32
9. Milan Michalek	26
10. Johan Garpenlov	22

SHORT-HANDED GOALS

1. Owen Nolan	14
2. Marco Sturm	14
3. Jeff Friesen	13
4. Patrick Marleau	7
5. Mike Grier	7
6. Jamie Baker	7
7. Mike Ricci	6
8. Kelly Kisio	5
9. Joe Pavelski	4
10. Nils Ekman	4
11. Murray Craven	4
12. Mike Sullivan	4

GAME-WINNING GOALS

1. Patrick Marleau	53
2. Jonathan Cheechoo	36
3. Marco Sturm	27

4. Milan Michalek	25
5. Jeff Friesen	25
6. Owen Nolan	25
7. Vincent Damphousse	19
8. Joe Thornton	17
9. Mike Ricci	15
10. Teemu Selanne	15

GAME-TYING GOALS

1. Owen Nolan	6
2. Marco Sturm	4
3. Niklas Sundstrom	4
4. Jeff Friesen	3
5. Pat Falloon	3
6. Tom Pederson	3
7. Patrick Marleau	2
8. Jonathan Cheechoo	2
9. Alexander Korolyuk	2
10. Scott Thornton	2
11. Vincent Damphousse	2
12. Stephane Matteau	2
13. Todd Elik	2
14. Kevin Miller	2
15. Jeff Odgers	2

SHOTS

1. Patrick Marleau	1,920
2. Owen Nolan	1,668
3. Jonathan Cheechoo	1,208
4. Jeff Friesen	1,121
5. Marco Sturm	1,119
6. Vincent Damphousse	852
7. Milan Michalek	763
8. Mike Ricci	723
9. Mike Rathje	687
10. Joe Thornton	665

HAT TRICKS

1. Jonathan Cheechoo	9
2. Owen Nolan	3
3. Rob Gaudreau	3
4. Patrick Marleau	2
5. Tony Granato	2
6. Jeff Friesen	2
7. Igor Larionov	2
8. Joe Thornton	1
9. Marco Sturm	1
10. Alyn McCauley	1
11. 11 others tied with	1



ALL-TIME GOALTENDERS

Active players on Sharks Roster in **bold**

GAMES PLAYED

1. Evgeni Nabokov	492
2. Arturs Irbe	183
3. Mike Vernon	126
4. Steve Shields	125
5. Vesa Toskala	115
6. Jeff Hackett	78
7. Kelly Hrudey	76
8. Chris Terreri	68
9. Wade Flaherty	53
10. Miikka Kiprusoff	47

MINUTES

1. Evgeni Nabokov	28,298
2. Arturs Irbe	10,286
3. Mike Vernon	7,167
4. Steve Shields	7,094
5. Vesa Toskala	6,269
6. Jeff Hackett	4,314
7. Kelly Hrudey	3,991
8. Chris Terreri	3,716
9. Wade Flaherty	2,586
10. Miikka Kiprusoff	2,390

GOALS-AGAINST AVERAGE (Min. 25 GP)

1. Brian Boucher	2.12
2. Vesa Toskala	2.34
3. Evgeni Nabokov	2.38
4. Mike Vernon	2.39
5. Steve Shields	2.44
6. Miikka Kiprusoff	2.84
7. Kelly Hrudey	3.04
8. Chris Terreri	3.39
9. Arturs Irbe	3.47
10. Wade Flaherty	4.29

WINS

1. Evgeni Nabokov	249
2. Vesa Toskala	65
3. Arturs Irbe	57
4. Mike Vernon	52
5. Steve Shields	48
6. Kelly Hrudey	20
7. Chris Terreri	19
8. Brian Boucher	15
9. Miikka Kiprusoff	14
10. Jeff Hackett	13

TIES

1. Evgeni Nabokov	29
2. Arturs Irbe	26
3. Steve Shields	21
4. Mike Vernon	19
5. Kelly Hrudey	7
6. Vesa Toskala	5
7. Chris Terreri	4
8. Miikka Kiprusoff	3
9. Jeff Hackett	2
Wade Flaherty	2

SHOOTOUT WINS

1. Evgeni Nabokov	13
2. Brian Boucher	1
Nolan Schaefer	1

DECISIONS

1. Evgeni Nabokov	(208-150-48) 467
2. Arturs Irbe	(57-91-26) 174
3. Mike Vernon	(52-49-19) 120
4. Steve Shields	(48-49-21) 118
5. Vesa Toskala	(65-28-10) 103
6. Jeff Hackett	(13-57-2) 72
7. Kelly Hrudey	(20-40-7) 67
8. Chris Terreri	(19-39-4) 62
9. Miikka Kiprusoff	(14-21-3) 38
Wade Flaherty	(10-26-2) 38

EMPTY-NET GOALS

1. Evgeni Nabokov	27
2. Chris Terreri	14
3. Arturs Irbe	12
4. Vesa Toskala	8
Kelly Hrudey	8
Jarmo Myllys	6
Steve Shields	5
Mike Vernon	5
9. Miikka Kiprusoff	4
Wade Flaherty	4

SHUTOUTS

1. Evgeni Nabokov	47
2. Steve Shields	10
3. Mike Vernon	9
4. Vesa Toskala	8
Arturs Irbe	8
Team	4
7. Brian Boucher	3
Miikka Kiprusoff	3
9. Nolan Schaefer	1
Ed Belfour	1
Wade Flaherty	1
Kelly Hrudey	1

GOALS ALLOWED

1. Evgeni Nabokov	1124
2. Arturs Irbe	595
3. Jeff Hackett	324
4. Steve Shields	289
5. Mike Vernon	285
6. Vesa Toskala	245
7. Chris Terreri	210
8. Kelly Hrudey	202
9. Wade Flaherty	185
10. Jarmo Myllys	115

SHOTS AGAINST

1. Evgeni Nabokov	12,589
2. Arturs Irbe	5,342
3. Steve Shields	3,368
4. Mike Vernon	2,961
5. Vesa Toskala	2,842
6. Jeff Hackett	2,586
7. Chris Terreri	1,875
8. Kelly Hrudey	1,863

9. Wade Flaherty	1,512
10. Miikka Kiprusoff	1,096

SAVE PERCENTAGE (Min. 25 GP)

1. Brian Boucher	.919
2. Vesa Toskala	.914
Steve Shields	.914
4. Evgeni Nabokov	.911
5. Mike Vernon	.904
6. Miikka Kiprusoff	.897
7. Kelly Hrudey	.892
8. Arturs Irbe	.889
9. Chris Terreri	.888
10. Wade Flaherty	.878

GOALS

1. Evgeni Nabokov	1
--------------------------	----------

ASSISTS

1. Evgeni Nabokov	9
2. Vesa Toskala	5
Chris Terreri	5
4. Arturs Irbe	3
Jeff Hackett	3
6. Steve Shields	2
Mike Vernon	2
8. Wade Flaherty	1
Jarmo Myllys	1
Brian Hayward	1

PENALTY MINUTES

1. Evgeni Nabokov	94
2. Steve Shields	37
3. Arturs Irbe	34
4. Mike Vernon	32
5. Brian Hayward	16
6. Jeff Hackett	12
7. Ed Belfour	8
8. Jimmy Waite	6
Vesa Toskala	6
9. Miikka Kiprusoff	4
Chris Terreri	4



ALL-TIME GOALTENDERS

CONSECUTIVE GAMES STARTED IN GOAL

	Games	Dates
1. Evgeni Nabokov	50	3/24/07 – 1/12/08
2. Chris Terreri	24	11/16/95 – 1/08/96
3. Arturs Irbe	21	2/23/94 – 4/07/94
4. Evgeni Nabokov	18	3/01/01 – 4/07/01
Steve Shields	18	2/01/00 – 3/17/00
6. Arturs Irbe	17	12/22/93 – 2/05/94
7. Evgeni Nabokov	15	1/15/08 – 2/18/08
8. Evgeni Nabokov	14	11/13/02 – 12/14/02
Evgeni Nabokov	14	2/16/07 – 3/15/07
10. Evgeni Nabokov	12	3/14/09 - 4/4/09
Arturs Irbe	12	4/16/95 – 10/12/95
Jeff Hackett	12	12/21/92 – 1/15/93
Arturs Irbe	12	4/10/94 – 2/10/95
Kelly Hrudey	12	10/22/96 – 11/16/96

LONGEST UNBEATEN STREAKS

	Games	W-L-O/T	Dates
1. Evgeni Nabokov	16	15-0-1	2/21/08 – 4/1/08
2. Evgeni Nabokov	14	12-0-2	10/28/08 - 12/17/08
3. Evgeni Nabokov	13	11-0-2	3/4/07-4/5/07
4. Vesa Toskala	12	12-0-0	4/3/06 - 10/23/06
5. Evgeni Nabokov	11	9-0-2	10/20/00 – 11/14/00
Steve Shields	11	9-0-2	3/09/99 – 4/09/99
7. Mike Vernon	10	6-0-4	3/26/98 – 10/09/98
8. Evgeni Nabokov	9	8-0-1	11/27/01 – 12/19/01
Arturs Irbe	9	7-0-2	3/20/94 – 4/05/94
Brian Boucher	9	7-0-2	11/11/08 - 2/26/09

Mike Vernon





SINGLE SEASON LEADERS

Active players on Sharks Roster in **bold**

GOALS

1. Jonathan Cheechoo	*56	'05-06
2. Owen Nolan	44	'99-00
3. Patrick Marleau	38	'08-09
4. Jonathan Cheechoo	37	'06-07
5. Patrick Marleau	34	'05-06
6. Patrick Marleau	32	'06-07
7. Devin Setoguchi	31	'08-09
Jeff Friesen	31	'97-98
Owen Nolan	31	'96-97
10. Sergei Makarov	30	'93-94
* — led NHL		

ASSISTS

1. Joe Thornton	*92	'06-07
2. Joe Thornton	**72	'05-06
3. Joe Thornton	*67	'07-08
4. Joe Thornton	61	'08-09
5. Patrick Marleau	52	'05-06
Kelly Kisio	52	'92-93
7. Vincent Damphousse	49	'99-00
Craig Janney	49	'95-96
9. Patrick Marleau	46	'06-07
10. Johan Garpenlov	44	'92-93
* — led NHL		
** — led NHL (106 total)		

POINTS

1. Joe Thornton	114	'06-07
2. Joe Thornton	96	'07-08
3. Jonathan Cheechoo	93	'05-06
4. Joe Thornton	**92	'05-06
5. Joe Thornton	86	'08-09
Patrick Marleau	86	'05-06
Owen Nolan	84	'99-00
8. Patrick Marleau	78	'06-07
Kelly Kisio	78	'92-93
10. Patrick Marleau	71	'08-09
** — led NHL (125 total)		

PLUS/MINUS

1. Joe Thornton	31	'05-06
2. Nils Ekman	30	'03-04
3. Joe Thornton	24	'06-07
4. Jonathan Cheechoo	23	'05-06
Alyn McCauley	23	'03-04
Mike Rathje	23	'01-02
Marco Sturm	23	'01-02
8. Bryan Marchment	22	'01-02
Matt Bradley	22	'01-02
10. Douglas Murray	20	'07-08
Tom Preissing	20	'05-06
Alexander Korolyuk	20	'03-04
Igor Larionov	20	'93-94

PENALTY MINUTES

1. Link Gaetz	326	'91-92
2. Jeff Odgers	253	'92-93
3. Doug Zmolek	229	'92-93
4. Andrei Nazarov	222	'96-97
Jeff Odgers	222	'93-94
6. Jeff Odgers	217	'91-92
7. Bryan Marchment	204	'00-01
8. Dody Wood	193	'96-97
9. Jeff Odgers	192	'95-96
10. Marty McSorley	186	'96-97

POWER-PLAY GOALS

1. Jonathan Cheechoo	24	'05-06
2. Patrick Marleau	20	'05-06
3. Owen Nolan	18	'99-00
4. Vincent Damphousse	15	'02-03
Jonathan Cheechoo	15	'06-07
6. Patrick Marleau	14	'06-07
Johan Garpenlov	14	'92-93
8. Owen Nolan	12	'95-96
Ray Sheppard	12	'95-96
10. Seven Players Tied	11	

SHORT-HANDED GOALS

1. Jeff Friesen	6	'97-98
Jamie Baker	6	'95-96
3. Patrick Marleau	5	'08-09
4. Marco Sturm	4	'99-00
Nils Ekman	4	'03-04
Owen Nolan	4	'99-00
7. Joe Pavelski	3	'08-09
Mike Grier	3	'07-08
Mike Grier	3	'06-07
Marco Sturm	3	'01-02
Marco Sturm	3	'00-01
Adam Graves	3	'01-02
Owen Nolan	3	'02-03
Jeff Friesen	3	'99-00
Murray Craven	3	'97-98
Brian Mullen	3	'91-92
Kelly Kisio	3	'91-92

GAME-WINNING GOALS

1. Jonathan Cheechoo	11	'05-06
2. Patrick Marleau	10	'08-09
Jeremy Roenick	10	'07-08
4. Jonathan Cheechoo	9	'03-04
Patrick Marleau	9	'06-07
Milan Michalek	9	'06-07
7. Milan Michalek	8	'07-08
Teemu Selanne	8	'01-02
9. Jeff Friesen	7	'99-00
Jeff Friesen	7	'97-98

GAME-TYING GOALS

1. Niklas Sundstrom	3	'99-00
2. Marco Sturm	2	'03-04
Marco Sturm	2	'98-99
Owen Nolan	2	'99-00
Stephane Matteau	2	'97-98
Jeff Friesen	2	'96-97
Kevin Miller	2	'95-96
Pat Falloon	2	'91-92
Tom Pederson	2	'94-95
10. 51 players tied at	1	

SHOTS

1. Jonathan Cheechoo	317	'05-06
2. Joe Pavelski	266	'08-09
3. Owen Nolan	261	'99-00
4. Patrick Marleau	260	'05-06
5. Teemu Selanne	253	'02-03
6. Patrick Marleau	251	'08-09
7. Jonathan Cheechoo	250	'06-07
8. Devin Setoguchi	246	'08-09
9. Milan Michalek	233	'07-08
10. Tony Granato	231	'96-97

GOALTENDING SINGLE SEASON LEADERS



Active players on Sharks Roster in bold

GAMES PLAYED

1. Evgeni Nabokov	^77	'07-08
2. Arturs Irbe	*74	'93-94
3. Evgeni Nabokov	67	'01-02
Steve Shields	67	'99-00
5. Evgeni Nabokov	66	'00-01
6. Evgeni Nabokov	62	'08-09
Mike Vernon	62	'97-98
8. Evgeni Nabokov	59	'03-04
9. Evgeni Nabokov	55	'02-03
10. Evgeni Nabokov	50	'06-07

* — Led NHL ^ — Tied for NHL Lead

MINUTES

1. Evgeni Nabokov	4,561	'07-08
2. Arturs Irbe	*4,412	'93-94
3. Evgeni Nabokov	3,901	'01-02
Steve Shields	3,797	'99-00
5. Evgeni Nabokov	3,700	'00-01
6. Evgeni Nabokov	3,686	'08-09
7. Mike Vernon	3,564	'97-98
8. Evgeni Nabokov	3,456	'03-04
9. Evgeni Nabokov	3,227	'02-03
10. Mike Vernon	2,831	'98-99

* — Led NHL

GOALS-AGAINST AVERAGE (Min. 15 GP)

1. Vesa Toskala	2.06	'03-04
2. Evgeni Nabokov	2.14	'07-08
3. Brian Boucher	2.18	'08-09
4. Evgeni Nabokov	2.19	'00-01
5. Evgeni Nabokov	2.20	'03-04
6. Steve Shields	2.22	'98-99
7. Mike Vernon	2.27	'98-99
8. Evgeni Nabokov	2.29	'06-07
Evgeni Nabokov	2.29	'01-02
10. Vesa Toskala	2.35	'06-07

WINS

1. Evgeni Nabokov	*46	'07-08
2. Evgeni Nabokov	41	'08-09
3. Evgeni Nabokov	37	'01-02
4. Evgeni Nabokov	32	'00-01
5. Evgeni Nabokov	31	'03-04
6. Mike Vernon	30	'97-98
Arturs Irbe	30	'93-94
8. Steve Shields	27	'99-00
9. Vesa Toskala	26	'06-07
10. Evgeni Nabokov	25	'06-07

* — Led NHL

TIES

1. Arturs Irbe	16	'93-94
2. Mike Vernon	10	'98-99
3. Evgeni Nabokov	8	'03-04
Evgeni Nabokov	8	'02-03
Steve Shields	8	'99-00
Mike Vernon	8	'97-98
Steve Shields	8	'98-99
8. Evgeni Nabokov	7	'00-01
9. Evgeni Nabokov	5	'01-02
Steve Shields	5	'00-01
Kelly Hrudey	5	'96-97

DECISIONS

1. Evgeni Nabokov (46-21-8)	75	'07-08
2. Arturs Irbe (30-28-16)	74	'93-94
3. Evgeni Nabokov (37-24-5)	67	'01-02
4. Steve Shields (27-30-8)	65	'99-00
5. Evgeni Nabokov (41-12-8)	61	'08-09
6. Evgeni Nabokov (32-21-7)	60	'00-01
Mike Vernon (30-22-8)	60	'97-98
8. Evgeni Nabokov (31-19-8-0)	58	'03-04
9. Evgeni Nabokov (19-28-8)	55	'02-03
10. Evgeni Nabokov (25-16-4)	45	'06-07
Kelly Hrudey (16-24-5)	45	'96-97

EMPTY-NET GOALS ALLOWED

1. Chris Terreri	10	'95-96
2. Evgeni Nabokov	6	'07-08
Jarmo Myllys	6	'91-92
4. Evgeni Nabokov	5	'02-03
Evgeni Nabokov	5	'01-02
6. Evgeni Nabokov	4	'06-07
Kelly Hrudey	4	'97-98
Kelly Hrudey	4	'96-97
Chris Terreri	4	'96-97
Arturs Irbe	4	'93-94
Arturs Irbe	4	'94-95

SHUTOUTS

1. Evgeni Nabokov	^9	'03-04
2. Evgeni Nabokov	7	'08-09
Evgeni Nabokov	7	'06-07
Evgeni Nabokov	7	'01-02
5. Evgeni Nabokov	6	'07-08
Evgeni Nabokov	*6	'00-01
7. Mike Vernon	#5	'97-98
8. Vesa Toskala	4	'06-07
Steve Shields	4	'99-00
Arturs Irbe	4	'94-95
Mike Vernon	4	'98-99
Steve Shields	4	'98-99

^Evgeni Nabokov and Vesa Toskala shared a shutout on Nov. 21, 2003, but it is not counted in Nabokov's totals. *Evgeni Nabokov and Miikka Kiprusoff shared a shutout on March 12, 2001. Kiprusoff faced no shots in 38 seconds, but the shutout is not counted in Nabokov's totals. # Mike Vernon and Kelly Hrudey shared a shutout on April 7, 1998 vs. Calgary but it is not counted in Vernon's totals.

GOALS ALLOWED

1. Arturs Irbe	209	'93-94
2. Jeff Hackett	176	'92-93
3. Evgeni Nabokov	163	'07-08
4. Steve Shields	162	'99-00
5. Chris Terreri	155	'95-96
6. Evgeni Nabokov	150	'08-09
7. Evgeni Nabokov	149	'01-02
8. Jeff Hackett	148	'91-92
9. Evgeni Nabokov	146	'02-03
Mike Vernon	146	'97-98



GOALTENDING SINGLE SEASON LEADERS

Active players on Sharks Roster in **bold**

SHOTS AGAINST

1.	Arturs Irbe	2,064	'93-94
2.	Evgeni Nabokov	1,818	'01-02
3.	Steve Shields	1,826	'99-00
4.	Evgeni Nabokov	1,802	'07-08
5.	Evgeni Nabokov	1,663	'08-09
6.	Evgeni Nabokov	1,610	'03-04
7.	Evgeni Nabokov	1,582	'00-01
8.	Evgeni Nabokov	1,561	'02-03
	Mike Vernon	1,401	'97-98
10.	Jeff Hackett	1,366	'91-92

SAVE PERCENTAGE (Min. 15 GP)

1.	Vesa Toskala	.930	'03-04
2.	Evgeni Nabokov	.921	'03-04
	Steve Shields	.921	'98-99
4.	Evgeni Nabokov	.918	'01-02
	Brian Boucher	.918	'01-02
6.	Miikka Kiprusoff	.915	'01-02
	Evgeni Nabokov	.915	'00-01
8.	Evgeni Nabokov	.914	'06-07
9.	Steve Shields	.911	'00-01
	Steve Shields	.911	'99-00
	Mike Vernon	.911	'99-00
	Mike Vernon	.911	'98-99

GOALS

1.	Evgeni Nabokov	1	'01-02
----	-----------------------	----------	---------------

ASSISTS

1.	Chris Terreri	5	'95-96
2.	Evgeni Nabokov	3	'01-02
	Vesa Toskala	3	'06-07
4.	Evgeni Nabokov	2	'07-08
	Evgeni Nabokov	2	'00-01
	Mike Vernon	2	'97-98
	Arturs Irbe	2	'93-94
	Jeff Hackett	2	'91-92
8.	11 players tied	1	

PENALTY MINUTES

1.	Steve Shields	29	'99-00
2.	Mike Vernon	24	'97-98
3.	Evgeni Nabokov	18	'05-06
4.	Arturs Irbe	16	'93-94
5.	Evgeni Nabokov	14	'03-04
	Evgeni Nabokov	14	'01-02
	Brian Hayward	14	'91-92
8.	Evgeni Nabokov	12	'08-09
	Evgeni Nabokov	12	'07-08
10.	Evgeni Nabokov	10	'02-03
	Arturs Irbe	10	'92-93

LEADERS BY SEASON

Active players on Sharks Roster in **bold**. * — Led the NHL ** — Part of NHL-Leading Total

GAMES PLAYED

2008-09	Joe Thornton	82
	Marc-Edouard Vlasic	
2007-08	Joe Thornton	82
	Torrey Mitchell	
	Joe Pavelski	
	Marc-Edouard Vlasic	
2006-07	Joe Thornton	82
	Christian Ehrhoff	
2005-06	Jonathan Cheechoo	82
	Patrick Marleau	
2003-04	Scott Hannan	82
	Nils Ekman	
	Alyn McCauley	
	Vincent Damphousse	
2002-03	Patrick Marleau	82
	Marco Sturm	
	Mike Rathje	
	Vincent Damphousse	
	Adam Graves	
	Teemu Selanne	
2001-02	Brad Stuart	82
	Vincent Damphousse	
	Teemu Selanne	
	Gary Suter	
2000-01	Niklas Sundstrom	82
1999-00	Brad Stuart	82
	Mike Ricci	
	Vincent Damphousse	
	Jeff Friesen	
1998-99	Mike Rathje	82
	Mike Ricci	

1997-98	Bill Houlder	82
1996-97	Jeff Friesen	82
1995-96	Jeff Friesen	79
	Michal Sykora	
1994-95	Jeff Friesen	48
	Jeff Odgers	
	Sandis Ozolinsh	
1993-94	Gaetan Duchesne	84
	Rob Gaudreau	
1992-93	Dean Evason	84
	Doug Zmolek	
1991-92	Pat Falloon	79

GOALS

2008-09	Patrick Marleau	38
2007-08	Joe Thornton	29
2006-07	Jonathan Cheechoo	37
2005-06	Jonathan Cheechoo	*56
2003-04	Jonathan Cheechoo	28
	Patrick Marleau	
2002-03	Patrick Marleau	28
	Marco Sturm	
	Teemu Selanne	
2001-02	Teemu Selanne	29
2000-01	Patrick Marleau	25
1999-00	Owen Nolan	44
1998-99	Joe Murphy	25
1997-98	Jeff Friesen	31
1996-97	Owen Nolan	31
1995-96	Owen Nolan	29
1994-95	Jeff Friesen	15



Active players on Sharks Roster in **bold**. * — Led the NHL ** — Part of NHL-Leading Total

ASSISTS

2008-09	Joe Thornton	61
2007-08	Joe Thornton	*67
2006-07	Joe Thornton	*92
2005-06	Joe Thornton	**72
2003-04	Nils Ekman	33
2002-03	Vincent Damphousse	38
2001-02	Owen Nolan	43
2000-01	Niklas Sundstrom	39
1999-00	Vincent Damphousse	49
1998-99	Jeff Friesen	35
1997-98	Jeff Friesen	32
1996-97	Jeff Friesen	34
1995-96	Craig Janney	49
1994-95	Ulf Dahlen	23
1993-94	Todd Elik	41
1992-93	Kelly Kisio	52
1991-92	Pat Falloon	34

POINTS

2008-09	Joe Thornton	86
2007-08	Joe Thornton	96
2006-07	Joe Thornton	**114
2005-06	Jonathan Cheechoo	93
2003-04	Patrick Marleau	57
2002-03	Teemu Selanne	64
2001-02	Owen Nolan	66
2000-01	Patrick Marleau	52
1999-00	Owen Nolan	84
1998-99	Jeff Friesen	57
1997-98	Jeff Friesen	63
1996-97	Owen Nolan	63
1995-96	Craig Janney	62
1994-95	Ulf Dahlen	34
1993-94	Sergei Makarov	68
1992-93	Kelly Kisio	78
1991-92	Pat Falloon	59

PLUS/MINUS (min. 60 percent of team's games played)

2008-09	Joe Thornton	+16
	Patrick Marleau	
	Devin Setoguchi	
2007-08	Douglas Murray	+20
2006-07	Joe Thornton	+24
2005-06	Joe Thornton	+31
2003-04	Nils Ekman	+30
2002-03	Marco Sturm	+9
2001-02	Marco Sturm	+23
	Mike Rathje	
2000-01	Vincent Damphousse	+17
1999-00	Mike Ricci	+14
1998-99	Owen Nolan	+16
1997-98	Bill Houlder	+13
1996-97	Andrei Nazarov	-4
1995-96	Jeff Odgers	-4
1994-95	Jayson More	+7
1993-94	Igor Larionov	+20
1992-93	Kelly Kisio	-15
1991-92	Neil Wilkinson	-11

PENALTY MINUTES

2008-09	Jody Shelley	116
2007-08	Craig Rivet	104
2006-07	Mark Bell	83
2005-06	Mark Smith	97
2003-04	Scott Parker	101
2002-03	Bryan Marchment	108
2001-02	Bryan Marchment	178
2000-01	Bryan Marchment	204
1999-00	Ron Stern	151
1998-99	Ron Stern	158
1997-98	Owen Nolan	144
1996-97	Andrei Nazarov	222
1995-96	Jeff Odgers	192
1994-95	Jeff Odgers	117
1993-94	Jeff Odgers	222
1992-93	Jeff Odgers	253
1991-92	Link Gaetz	326

POWER PLAY GOALS

2008-09	Joe Thornton	11
	Patrick Marleau	
	Devin Setoguchi	
	Ryane Clowe	
2007-08	Joe Thornton	11
2006-07	Jonathan Cheechoo	15
2005-06	Jonathan Cheechoo	24
2003-04	Marco Sturm	10
2002-03	Vincent Damphousse	15
2001-02	Teemu Selanne	9
2000-01	Owen Nolan	10
1999-00	Owen Nolan	18
1998-99	Jeff Friesen	10
1997-98	Jeff Friesen	7
1996-97	Owen Nolan	10
1995-96	Owen Nolan	12
	Ray Sheppard	
1994-95	Jeff Friesen	5
1993-94	Sergei Makarov	10
1992-93	Johan Garpenlov	14
1991-92	David Bruce	10



Niklas Sundstrom



LEADERS BY SEASON

Active players on Sharks Roster in **bold**

SHORT-HANDED GOALS

2008-09	Patrick Marleau	5
2007-08	Mike Grier	3
2006-07	Mike Grier	3
2005-06	Jonathan Cheechoo	2
	Alyn McCauley	
2003-04	Nils Ekman	4
2002-03	Owen Nolan	3
2001-02	Marco Sturm	3
	Adam Graves	
2000-01	Marco Sturm	3
1999-00	Owen Nolan	4
	Marco Sturm	
1998-99	3 players tied with	2
1997-98	Jeff Friesen	6
1996-97	Jeff Friesen	2
	Ron Sutter	
1995-96	Jamie Baker	6
1994-95	6 players tied	1
1993-94	Igor Larionov	2
	Mike Sullivan	
1992-93	3 players tied	2
1991-92	Kelly Kisio	3
	Brian Mullen	3

GAME-WINNING GOALS

2008-09	Patrick Marleau	10
2007-08	Jeremy Roenick	10
2006-07	Patrick Marleau	9
	Milan Michalek	
2005-06	Jonathan Cheechoo	11
2003-04	Jonathan Cheechoo	9
2002-03	Vincent Damphousse	6
2001-02	Teemu Selanne	8
2000-01	Patrick Marleau	6
1999-00	Jeff Friesen	7
1998-99	Bill Houlder	5
1997-98	Jeff Friesen	7
1996-97	Jeff Friesen	5
1995-96	Ray Sheppard	4
1994-95	Ulf Dahlen	4
1993-94	Sergei Makarov	5
1992-93	Kelly Kisio	2
	Tom Pederson	
1991-92	3 players tied	2

SHOTS

2008-09	Joe Pavelski	266
2007-08	Milan Michalek	233
2006-07	Jonathan Cheechoo	250
2005-06	Jonathan Cheechoo	317
2003-04	Patrick Marleau	220
2002-03	Teemu Selanne	253
2001-02	Owen Nolan	217
2000-01	Owen Nolan	190
1999-00	Owen Nolan	261
1998-99	Jeff Friesen	215
1997-98	Owen Nolan	192
1996-97	Tony Granato	231
1995-96	Owen Nolan	184
1994-95	Pat Falloon	91
1993-94	Pat Falloon	193
1992-93	Rob Gaudreau	191
1991-92	Pat Falloon	181

HAT TRICKS

2008-09	None	
2007-08	Joe Thornton/	1
	Jonathan Cheechoo	
2006-07	Jonathan Cheechoo	3
2005-06	Jonathan Cheechoo	5
2003-04	Alyn McCauley	1
2002-03	None	
2001-02	Patrick Marleau	1
2000-01	Scott Thornton/Todd Harvey/	1
	Mike Ricci/Teemu Selanne	
1999-00	Owen Nolan/Jeff Friesen	1
1998-99	Marco Sturm/	
	Vincent Damphousse	1
1997-98	None	
1996-97	Tony Granato	2
1995-96	Owen Nolan/Ray Sheppard/	1
	Kevin Miller/Alexei Yegorov/	
	Jeff Friesen	1
1994-95	None	
1993-94	Igor Larionov	2
1992-93	Rob Gaudreau	2
1991-92	None	

POINTS BY DEFENSEMAN

2008-09	Dan Boyle	57
2007-08	Craig Rivet	35
2006-07	Matt Carle	42
2005-06	Tom Preissing	43
2003-04	Brad Stuart	39
2002-03	Mike Rathje	29
2001-02	Gary Suter	33
2000-01	Gary Suter	34
1999-00	Brad Stuart	36
1998-99	Bill Houlder	32
1997-98	Bill Houlder	32
1996-97	Todd Gill	21
1995-96	Marcus Ragnarsson	39
1994-95	Sandis Ozolinsh	25
1993-94	Sandis Ozolinsh	64
1992-93	Sandis Ozolinsh	23
1991-92	Doug Wilson	28
	David Williams	28

GOALTENDING LEADERS BY SEASON



Active players on Sharks Roster in **bold**.* — Led the NHL

GAMES PLAYED

2008-09	Evgeni Nabokov	62
2007-08	Evgeni Nabokov	77
2006-07	Evgeni Nabokov	50
2005-06	Evgeni Nabokov	45
2003-04	Evgeni Nabokov	59
2002-03	Evgeni Nabokov	55
2001-02	Evgeni Nabokov	67
2000-01	Evgeni Nabokov	66
1999-00	Steve Shields	67
1998-99	Mike Vernon	49
1997-98	Mike Vernon	62
1996-97	Kelly Hrudey	48
1995-96	Chris Terreri	46
1994-95	Arturs Irbe	38
1993-94	Arturs Irbe	74
1992-93	Arturs Irbe	36
1991-92	Jeff Hackett	42

MINUTES

2008-09	Evgeni Nabokov	3,686
2007-08	Evgeni Nabokov	4,561
2006-07	Evgeni Nabokov	2,778
2005-06	Evgeni Nabokov	2,575
2003-04	Evgeni Nabokov	3,456
2002-03	Evgeni Nabokov	1,561
2001-02	Evgeni Nabokov	3,901
2000-01	Evgeni Nabokov	3,700
1999-00	Steve Shields	3,797
1998-99	Mike Vernon	2,831
1997-98	Mike Vernon	3,564
1996-97	Kelly Hrudey	2,631
1995-96	Chris Terreri	2,516
1994-95	Arturs Irbe	2,043
1993-94	Arturs Irbe	4,412
1992-93	Arturs Irbe	2,074
1991-92	Jeff Hackett	2,314

GOALS-AGAINST AVERAGE (Min. 15 GP)

2008-09	Brian Boucher	2.18
2007-08	Evgeni Nabokov	2.14
2006-07	Evgeni Nabokov	2.29
2005-06	Vesa Toskala	2.56
2003-04	Evgeni Nabokov	2.20
2002-03	Evgeni Nabokov	2.71
2001-02	Evgeni Nabokov	2.29
2000-01	Evgeni Nabokov	2.19
1999-00	Mike Vernon	2.49
1998-99	Steve Shields	2.22
1997-98	Mike Vernon	2.46
1996-97	Chris Terreri	2.75
1995-96	Chris Terreri	3.70
1994-95	Arturs Irbe	3.26
1993-94	Arturs Irbe	2.84
1992-93	Arturs Irbe	4.11
1991-92	Jeff Hackett	3.84

WINS

2008-09	Evgeni Nabokov	41
2007-08	Evgeni Nabokov	*46
2006-07	Vesa Toskala	26
2005-06	Vesa Toskala	23
2003-04	Evgeni Nabokov	31
2002-03	Evgeni Nabokov	19
2001-02	Evgeni Nabokov	37
2000-01	Evgeni Nabokov	32

1999-00	Steve Shields	27
1998-99	Mike Vernon	16
1997-98	Mike Vernon	30
1996-97	Kelly Hrudey	16
1995-96	Chris Terreri	13
1994-95	Arturs Irbe	14
1993-94	Arturs Irbe	30
1992-93	Arturs Irbe	7
1991-92	Jeff Hackett	11

TIES

2003-04	Evgeni Nabokov	8
2002-03	Evgeni Nabokov	8
2001-02	Evgeni Nabokov	5
2000-01	Evgeni Nabokov	7
1999-00	Steve Shields	8
1998-99	Mike Vernon	10
1997-98	Mike Vernon	8
1996-97	Kelly Hrudey	5
1995-96	Arturs Irbe	4
1994-95	Arturs Irbe	3
1993-94	Arturs Irbe	16
1992-93	Jeff Hackett	1
	Brian Hayward	
1991-92	Arturs Irbe	3

DECISIONS

2008-09	Evgeni Nabokov	(41-12-8)	61
2007-08	Evgeni Nabokov	(46-21-8)	75
2006-07	Evgeni Nabokov	(25-16-4)	45
2005-06	Evgeni Nabokov	(16-19-7)	42
2003-04	Evgeni Nabokov	(31-19-8)	58
2002-03	Evgeni Nabokov	(19-28-8)	55
2001-02	Evgeni Nabokov	(37-24-5)	67
2000-01	Evgeni Nabokov	(32-21-7)	60
1999-00	Steve Shields	(27-30-8)	65
1998-99	Mike Vernon	(16-22-10)	38
1997-98	Mike Vernon	(30-22-8)	60
1996-97	Kelly Hrudey	(16-24-5)	45
1995-96	Chris Terreri	(13-29-1)	43
1994-95	Arturs Irbe	(14-19-3)	36
1993-94	Arturs Irbe	(30-28-16)	74
1992-93	Jeff Hackett	(2-30-1)	33
	Arturs Irbe	(7-26-0)	
1991-92	Jeff Hackett	(11-27-1)	39

EMPTY NET GOALS ALLOWED

2008-09	Brian Boucher	2
2007-08	Evgeni Nabokov	6
2006-07	Evgeni Nabokov	4
2005-06	Evgeni Nabokov	2
2003-04	Vesa Toskala	3
2002-03	Evgeni Nabokov	5
2001-02	Evgeni Nabokov	5
2000-01	Evgeni Nabokov	3
1999-00	Steve Shields	3
1998-99	Mike Vernon	3
1997-98	Kelly Hrudey	4
1996-97	Kelly Hrudey	4
	Chris Terreri	4
1995-96	Chris Terreri	10
1994-95	Arturs Irbe	4
1993-94	Arturs Irbe	4
1992-93	Arturs Irbe	3
1991-92	Jarmo Myllys	6



GOALTENDING LEADERS BY SEASON

Active players on Sharks Roster in **bold**

SHUTOUTS

2008-09	Evgeni Nabokov	7
2007-08	Evgeni Nabokov	6
2006-07	Evgeni Nabokov	7
2005-06	Vesa Toskala	2
2003-04	Evgeni Nabokov	^9
2002-03	Evgeni Nabokov	3
2001-02	Evgeni Nabokov	7
2000-01	Evgeni Nabokov	*6
1999-00	Steve Shields	4
1998-99	Mike Vernon/Steve Shields	4
1997-98	Mike Vernon	#5
1996-97	Ed Belfour	1
1995-96	None	
1994-95	Arturs Irbe	4
1993-94	Arturs Irbe	3
1992-93	Arturs Irbe	1
1991-92	None	

^Nabokov and Vesa Toskala shared a shutout on Nov. 21, 2003, but it is not counted in Nabokov's totals.

*Nabokov and Miikka Kiprusoff shared a shutout on March 12, 2001. Kiprusoff faced no shots in 38 seconds, but the shutout is not counted in Nabokov's totals. #Vernon and Kelly Hrudey shared a shutout on April 7, 1998 but it is not counted in Vernon's totals.

GOALS ALLOWED

2008-09	Evgeni Nabokov	150
2007-08	Evgeni Nabokov	163
2006-07	Evgeni Nabokov	106
2005-06	Evgeni Nabokov	133
2003-04	Evgeni Nabokov	127
2002-03	Evgeni Nabokov	146
2001-02	Evgeni Nabokov	149
2000-01	Evgeni Nabokov	135
1999-00	Steve Shields	162
1998-99	Mike Vernon	107
1997-98	Mike Vernon	146
1996-97	Kelly Hrudey	140
1995-96	Chris Terreri	155
1994-95	Arturs Irbe	111
1993-94	Arturs Irbe	209
1992-93	Jeff Hackett	176
1991-92	Jeff Hackett	148

SHOTS AGAINST

2008-09	Evgeni Nabokov	1,663
2007-08	Evgeni Nabokov	1,802
2006-07	Evgeni Nabokov	1,227
2005-06	Evgeni Nabokov	1,160
2003-04	Evgeni Nabokov	1,610
2002-03	Evgeni Nabokov	1,561
2001-02	Evgeni Nabokov	1,818
2000-01	Evgeni Nabokov	1,582
1999-00	Steve Shields	1,826
1998-99	Mike Vernon	1,200
1997-98	Mike Vernon	1,401
1996-97	Kelly Hrudey	1,263
1995-96	Chris Terreri	1,322
1994-95	Arturs Irbe	1,056
1993-94	Arturs Irbe	2,064
1992-93	Arturs Irbe	1,250
1991-92	Jeff Hackett	1,366

SAVE PERCENTAGE (Min. 15 of team's games played)

2008-09	Brian Boucher	.917
2007-08	Evgeni Nabokov	.910
2006-07	Evgeni Nabokov	.914
2005-06	Vesa Toskala	.901
2003-04	Evgeni Nabokov	.921
2002-03	Evgeni Nabokov	.906
2001-02	Evgeni Nabokov	.918
2000-01	Evgeni Nabokov	.915
1999-00	Steve Shields/Mike Vernon	.911
1998-99	Steve Shields	.921
1997-98	Kelly Hrudey	.897
1996-97	Chris Terreri	.901
1995-96	Chris Terreri	.883
1994-95	Wade Flaherty	.903
1993-94	Arturs Irbe	.899
1992-93	Arturs Irbe	.886
1991-92	Jeff Hackett	.892

GOALS

2001-02	Evgeni Nabokov	1
----------------	-----------------------	----------

ASSISTS

2008-09	Evgeni Nabokov	1
2007-08	Evgeni Nabokov	2
2006-07	Vesa Toskala	3
2005-06	Vesa Toskala	1
	Evgeni Nabokov	1
2003-04	None	
2002-03	None	
2001-02	Evgeni Nabokov	3
2000-01	Evgeni Nabokov	2
1999-00	Steve Shields	1
1998-99	Steve Shields	1
1997-98	Mike Vernon	2
1996-97	None	
1995-96	Chris Terreri	5
1994-95	Wade Flaherty	1
1993-94	Arturs Irbe	2
1992-93	Jeff Hackett	1
	Brian Hayward	
1991-92	Jeff Hackett	2

PENALTY MINUTES

2008-09	Evgeni Nabokov	12
2007-08	Evgeni Nabokov	12
2006-07	Evgeni Nabokov	6
2005-06	Evgeni Nabokov	18
2003-04	Evgeni Nabokov	14
2002-03	Evgeni Nabokov	10
2001-02	Evgeni Nabokov	14
2000-01	Evgeni Nabokov	8
1999-00	Steve Shields	29
1998-99	Mike Vernon	8
1997-98	Mike Vernon	24
1996-97	Ed Belfour	8
1995-96	Arturs Irbe	4
	Chris Terreri	4
1994-95	Arturs Irbe	4
1993-94	Arturs Irbe	16
1992-93	Arturs Irbe	10
1991-92	Brian Hayward	14

ROOKIE SINGLE SEASON LEADERS



Active players on Sharks Roster in **bold**

GAMES PLAYED

1.	Doug Zmolek	84	'92-93
2.	Torrey Mitchell	82	'07-08
	Brad Stuart	82	'99-00
4.	Marc-Edouard Vlasic	81	'06-07
	Milan Michalek	81	'05-06
	Marcel Goc	81	'05-06
7.	Pat Falloon	79	'91-92
8.	Matt Carle	77	'06-07
9.	Patrick Marleau	74	'97-98
	Marco Sturm	74	'97-98
	Shean Donovan	74	'95-96

GOALS

1.	Pat Falloon	25	'91-92
2.	Rob Gaudreau	23	'92-93
3.	Milan Michalek	17	'05-06
4.	Ryane Clowe	16	'06-07
5.	Jeff Friesen	15	'94-95
6.	Joe Pavelski	14	'06-07
	Steve Bernier	14	'05-06
8.	Patrick Marleau	13	'97-98
	Steve Guolla	13	'96-97
	Shean Donovan	13	'95-96

ASSISTS

1.	Pat Falloon	34	'91-92
2.	Matt Carle	31	'06-07
	Marcus Ragnarsson	31	'95-96
4.	Brad Stuart	26	'99-00
5.	David Williams	25	'91-92
6.	Marc-Edouard Vlasic	23	'06-07
7.	Marco Sturm	20	'97-98
	Rob Gaudreau	20	'92-93
9.	Jim Fahey	19	'02-03
	Patrick Marleau	19	'97-98

POINTS

1.	Pat Falloon	59	'91-92
2.	Rob Gaudreau	43	'92-93
3.	Matt Carle	42	'06-07
4.	Marcus Ragnarsson	39	'95-96
5.	Brad Stuart	36	'99-00
6.	Milan Michalek	35	'05-06
7.	Ryane Clowe	34	'06-07
8.	Patrick Marleau	32	'97-98
9.	Marco Sturm	30	'97-98
	Alexander Korolyuk	30	'98-99

PLUS/MINUS

(Min. 60 percent of team's games played)

1.	Matt Bradley	22	'01-02
2.	Marc-Edouard Vlasic	13	'06-07
3.	Matt Carle	9	'06-07
4.	Tom Preissing	8	'03-04
	Andrei Zyuzin	8	'97-98
6.	Niko Dimitrakos	6	'03-04
7.	Josh Gorges	5	'05-06
	Patrick Marleau	5	'97-98
9.	Ryane Clowe	4	'06-07
	Joe Pavelski	4	'06-07

PENALTY MINUTES

1.	Link Gaetz	326	'91-92
2.	Doug Zmolek	229	'92-93
3.	Jeff Odgers	217	'91-92
4.	Dody Wood	138	'95-96
5.	Neil Wilkinson	107	'91-92
6.	Andrei Nazarov	94	'94-95
7.	Rob Davison	92	'03-04
8.	Jay More	85	'91-92
9.	Ryane Clowe	78	'06-07
10.	Brad Staubitz	76	'08-09

POWER-PLAY GOALS

1.	Matt Carle	8	'06-07
2.	Joe Pavelski	5	'06-07
	Grant Stevenson	5	'05-06
	Brad Stuart	5	'99-00
	Pat Falloon	5	'91-92
	Jeff Friesen	5	'94-95
	Rob Gaudreau	5	'92-93
8.	Ryane Clowe	4	'06-07
	Milan Michalek	4	'05-06
	Marcus Ragnarsson	4	'95-96
	Dale Craigwell	4	'91-92

SHORT-HANDED GOALS

1.	Torrey Mitchell	2	'07-08
	Rob Gaudreau	2	'92-93
3.	Tomas Plihal	1	'08-09
	Steve Bernier	1	'05-06
	Brad Stuart	1	'99-00
	Jeff Friesen	1	'94-95
	Dody Wood	1	'95-96
	Shean Donovan	1	'95-96

GAME-WINNING GOALS

1.	Niko Dimitrakos	4	'03-04
2.	Joe Pavelski	3	'06-07
	Ryane Clowe	3	'06-07
	Jonathan Cheechoo	3	'02-03
	Marco Sturm	3	'97-98
6.	Devin Setoguchi	2	'07-08
	Milan Michalek	2	'05-06
	Marcel Goc	2	'05-06
	Grant Stevenson	2	'05-06
	Jeff Jilson	2	'01-02
	Matt Bradley	2	'01-02
	Patrick Marleau	2	'97-98
	Andrei Zyuzin	2	'97-98
	Shean Donovan	2	'95-96
	Dale Craigwell	2	'91-92
	Jeff Friesen	2	'94-95
	Tom Pederson	2	'92-93

GAME-TYING GOALS

1.	Pat Falloon	2	'91-92
2.	Jonathan Cheechoo	1	'02-03
	Tom Preissing	1	'03-04
	Niko Dimitrakos	1	'02-03

SHOTS

1.	Rob Gaudreau	191	'92-93
2.	Pat Falloon	181	'91-92
3.	Milan Michalek	159	'05-06
4.	Brad Stuart	133	'99-00
5.	Marco Sturm	118	'97-98
6.	Niko Dimitrakos	116	'03-04
7.	Joe Pavelski	111	'06-07
	Matt Carle	111	'06-07
9.	Torrey Mitchell	110	'07-08
10.	Viktor Kozlov	107	'95-96

HAT TRICKS

1.	Rob Gaudreau	2	'92-93
2.	Ryane Clowe	1	'06-07
	Alexei Yegorov	1	'95-96

POINTS BY DEFENSEMAN

1.	Matt Carle	42	'06-07
2.	Marcus Ragnarsson	39	'95-96
3.	Brad Stuart	36	'99-00
4.	David Williams	28	'91-92
5.	Marc-Edouard Vlasic	26	'06-07
	Sandis Ozolinsh	23	'92-93
7.	Tom Pederson	20	'92-93
8.	Jim Fahey	19	'02-03
	Tom Preissing	19	'03-04
10.	Jay More	17	'91-92



TEAM STATISTICS BY SEASON

OVERALL RECORD

2008-09	53-18-11*	(117 points)
2007-08	49-23-10	(108 points)
2006-07	51-26-5	(107 points)
2005-06	44-27-11	(99 points)
2003-04	43-21-12-6	(104 points)
2002-03	28-37-9-8	(73 points)
2001-02	44-27-8-3	(99 points)
2000-01	40-27-12-3	(95 points)
1999-00	35-30-10-7	(87 points)
1998-99	31-33-18	(80 points)
1997-98	34-38-10	(78 points)
1996-97	27-47-8	(62 points)
1995-96	20-55-7	(47 points)
1994-95	19-25-4	(42 points)
1993-94	33-35-16	(82 points)
1992-93	11-71-2	(24 points)
1991-92	17-58-5	(39 points)

* — Presidents' Trophy

HOME RECORD

2008-09	32-5-4	(68 points)
2007-08	22-13-6	(50 points)
2006-07	25-12-4	(54 points)
2005-06	25-9-7	(57 points)
2003-04	24-8-7-2	(57 points)
2002-03	17-16-5-3	(42 points)
2001-02	25-11-3-2	(55 points)
2000-01	22-14-4-1	(49 points)
1999-00	21-17-3-3	(48 points)
1998-99	17-15-9	(43 points)
1997-98	17-19-5	(39 points)
1996-97	14-23-4	(32 points)
1995-96	12-26-3	(27 points)
1994-95	10-13-1	(21 points)
1993-94	19-13-10	(48 points)
1992-93	8-33-1	(17 points)
1991-92	14-23-3	(31 points)

ROAD RECORD

2008-09	21-13-7	(49 points)
2007-08	27-10-4 (led NHL)	(58 points)
2006-07	26-14-1 (led NHL)	(53 points)
2005-06	19-18-4	(42 points)
2003-04	19-13-5-4	(47 points)
2002-03	11-21-4-5	(31 points)
2001-02	19-16-5-1	(44 points)
2000-01	18-13-8-2	(46 points)
1999-00	14-20-7-4	(39 points)
1998-99	14-18-9	(37 points)
1997-98	17-19-5	(39 points)
1996-97	13-24-4	(30 points)
1995-96	8-29-4	(20 points)
1994-95	9-12-3	(21 points)
1993-94	14-22-6	(34 points)
1992-93	3-38-1	(7 points)
1991-92	3-35-2	(8 points)

GOALS FOR

2008-09	251	(3.06 avg.)
2007-08	216	(2.63 avg.)
2006-07	256	(3.12 avg.)
2005-06	265	(3.23 avg.)
2003-04	219	(2.67 avg.)
2002-03	214	(2.60 avg.)
2001-02	248	(3.02 avg.)
2000-01	217	(2.65 avg.)
1999-00	225	(2.74 avg.)
1998-99	196	(2.39 avg.)
1997-98	210	(2.56 avg.)
1996-97	211	(2.57 avg.)
1995-96	252	(3.07 avg.)
1994-95	129	(2.69 avg.)
1993-94	252	(3.00 avg.)
1992-93	218	(2.60 avg.)
1991-92	219	(2.74 avg.)

GOALS AGAINST

2008-09	199	(2.43 avg.)
2007-08	187	(2.28 avg.)
2006-07	197	(2.40 avg.)
2005-06	235	(2.87 avg.)
2003-04	183	(2.23 avg.)
2002-03	239	(2.91 avg.)
2001-02	199	(2.42 avg.)
2000-01	192	(2.34 avg.)
1999-00	214	(2.61 avg.)
1998-99	191	(2.33 avg.)
1997-98	216	(2.63 avg.)
1996-97	278	(3.39 avg.)
1995-96	357	(4.35 avg.)
1994-95	161	(3.35 avg.)
1993-94	265	(3.15 avg.)
1992-93	414	(4.93 avg.)
1991-92	359	(4.49 avg.)

SHOTS FOR

2008-09	2,720	(33.2 avg.)
2007-08	2,428	(29.6 avg.)
2006-07	2,346	(28.6 avg.)
2005-06	2,483	(30.1 avg.)
2003-04	2,300	(28.0 avg.)
2002-03	2,303	(28.0 avg.)
2001-02	2,228	(27.1 avg.)
2000-01	2,266	(27.6 avg.)
1999-00	2,248	(27.4 avg.)
1998-99	2,143	(26.1 avg.)
1997-98	2,169	(26.5 avg.)
1996-97	2,277	(27.8 avg.)
1995-96	2,143	(26.1 avg.)
1994-95	1,152	(24.0 avg.)
1993-94	2,101	(25.0 avg.)
1992-93	2,384	(28.4 avg.)
1991-92	2,340	(29.3 avg.)

SHOTS AGAINST

2008-09	2,228	(27.1 avg.)
2007-08	1,981	(24.1 avg.)
2006-07	2,149	(26.2 avg.)
2005-06	2,180	(26.6 avg.)
2003-04	2,373	(28.9 avg.)
2002-03	2,392	(29.2 avg.)
2001-02	2,335	(28.5 avg.)
2000-01	2,169	(26.5 avg.)
1999-00	2,357	(27.4 avg.)
1998-99	2,217	(27.0 avg.)
1997-98	2,020	(24.6 avg.)
1996-97	2,398	(29.2 avg.)
1995-96	2,716	(33.1 avg.)
1994-95	1,517	(31.6 avg.)
1993-94	2,389	(28.4 avg.)
1992-93	3,080	(36.7 avg.)
1991-92	2,900	(36.3 avg.)

PENALTY MINUTES

2008-09	1,053	(12.8 avg.)
2007-08	1,075	(13.1 avg.)
2006-07	955	(11.6 avg.)
2005-06	1,058	(12.9 avg.)
2003-04	1,091	(13.3 avg.)
2002-03	1,112	(13.5 avg.)
2001-02	1,249	(15.2 avg.)
2000-01	1,364	(16.6 avg.)
1999-00	1,292	(15.8 avg.)
1998-99	1,423	(17.4 avg.)
1997-98	1,397	(17.0 avg.)
1996-97	2,085	(25.4 avg.)
1995-96	1,480	(18.0 avg.)
1994-95	840	(17.5 avg.)
1993-94	1,343	(16.0 avg.)
1992-93	2,134	(25.4 avg.)
1991-92	1,894	(23.7 avg.)

TEAM STATISTICS BY SEASON



SHORT-HANDED GOALS

2008-09	12
2007-08	7
2006-07	7
2005-06	10
2003-04	9
2002-03	5
2001-02	15
2000-01	8
1999-00	16
1998-99	8
1997-98	10
1996-97	9
1995-96	15
1994-95	6
1993-94	6
1992-93	13
1991-92	11

SHORT-HANDED GOALS ALLOWED

2008-09	11
2007-08	9
2006-07	4
2005-06	11
2003-04	9
2002-03	10
2001-02	6
2000-01	10
1999-00	4
1998-99	4
1997-98	5
1996-97	11
1995-96	20
1994-95	5
1993-94	13
1992-93	15
1991-92	17

POWER PLAY GOALS

2008-09	87
2007-08	70
2006-07	92
2005-06	91
2003-04	56
2002-03	68
2001-02	59
2000-01	57
1999-00	62
1998-99	53
1997-98	54
1996-97	51
1995-96	62
1994-95	24
1993-94	68
1992-93	66
1991-92	64

POWER-PLAY GOALS ALLOWED

2008-09	51
2007-08	44
2006-07	55
2005-06	77
2003-04	47
2002-03	68
2001-02	54
2000-01	61
1999-00	61
1998-99	61
1997-98	59
1996-97	66
1995-96	93
1994-95	39
1993-94	77
1992-93	113
1991-92	89

POWER PLAY PERCENTAGE

2008-09	24.2%	(87-360)
2007-08	18.8%	(70-372)
2006-07	22.4%	(92-410)
2005-06	18.2%	(91-500)
2003-04	16.6%	(56-337)
2002-03	18.1%	(68-375)
2001-02	16.0%	(59-369)
2000-01	14.0%	(57-406)
1999-00	16.4%	(62-377)
1998-99	13.3%	(53-399)
1997-98	13.5%	(54-400)
1996-97	14.3%	(50-349)
1995-96	16.1%	(62-385)
1994-95	11.8%	(24-203)
1993-94	16.0%	(68-424)
1992-93	16.1%	(66-409)
1991-92	17.1%	(64-374)

PENALTY KILLING PERCENTAGE

2008-09	83.3%	(51-306)
2007-08	85.8% (led NHL)	(44-310)
2006-07	83.3%	(55-330)
2005-06	80.7%	(77-399)
2003-04	85.3%	(47-319)
2002-03	81.0%	(68-358)
2001-02	85.8%	(54-381)
2000-01	86.2%	(61-441)
1999-00	83.6%	(61-372)
1998-99	85.0%	(61-407)
1997-98	85.2%	(59-398)
1996-97	83.9%	(66-409)
1995-96	76.6%	(93-397)
1994-95	81.3%	(39-208)
1993-94	78.6%	(77-360)
1992-93	76.7%	(113-483)
1991-92	78.1%	(89-407)

TEAM SHUTOUTS

2008-09	9
2007-08	7
2006-07	11
2005-06	5
2003-04	11
2002-03	5
2001-02	9
2000-01	9
1999-00	5
1998-99	8
1997-98	7
1996-97	1
1995-96	0
1994-95	5
1993-94	3
1992-93	1
1991-92	0

POINTS PERCENTAGE

2008-09	.713
2007-08	.659
2006-07	.652
2005-06	.604
2003-04	.634
2002-03	.445
2001-02	.603
2000-01	.579
1999-00	.530
1998-99	.488
1997-98	.476
1996-97	.378
1995-96	.329
1994-95	.438
1993-94	.488
1992-93	.143
1991-92	.244



SPECIAL TEAMS BY SEASON

POWER PLAY

Season	PPG	Home ATT	PCT.	PPG	Road ATT	PCT.	PPG	Total ATT	PCT.
2008-09	41	197	20.8	46	163	28.2*	87	360	24.2
2007-08	39	206	18.9	31	166	18.7	70	372	18.8
2006-07	53	223	23.8	39	187	20.9	92	410	22.4
2005-06	48	257	18.7	43	243	17.7	91	500	18.2
2003-04	29	172	16.9	27	165	16.4	56	337	16.6
2002-03	37	190	19.5	31	185	16.8	68	375	18.1
2001-02	35	195	17.9	24	174	13.8	59	369	16.0
2000-01	32	219	14.6	25	187	13.4	57	406	14.0
1999-00	34	204	16.7	28	173	16.2	62	377	16.4
1998-99	23	199	11.6	30	200	15.0	53	399	13.3
1997-98	26	219	11.9	28	181	15.5	54	400	13.5
1996-97	29	175	16.6	21	174	12.1	50	349	14.3
1995-96	30	199	15.1	32	186	17.2	62	385	16.1
1994-95	14	114	12.3	10	89	11.2	24	203	11.8
1993-94	38	236	16.1	30	188	16.0	68	424	16.0
1992-93	41	225	18.2	25	184	13.6	66	409	16.1
1991-92	36	204	17.6	28	170	16.5	64	374	17.1
TOTALS	585	3434	17.0	498	3015	16.5	1083	6449	16.8

PENALTY KILLING

Season	PPGA	Home TSH	PCT.	PPGA	Road TSH	PCT.	PPGA	Total TSH	PCT.
2008-09	20	135	85.2	31	171	81.9	51	306	83.3
2007-08	27	149	81.9	17	161	89.4*	44	310	85.8*
2006-07	23	167	86.2	32	163	80.4	55	330	83.3
2005-06	36	169	81.7	41	203	79.8	77	399	80.7
2003-04	13	145	91.0	34	174	80.5	47	319	85.3
2002-03	34	169	79.9	34	189	82.0	68	358	81.0
2001-02	22	170	87.1	32	211	84.8	54	381	85.8
2000-01	34	197	82.7	27	244	88.9	61	441	86.2
1999-00	31	188	83.5	30	184	83.7	61	372	83.6
1998-99	27	215	87.4	34	192	82.3	61	407	85.0
1997-98	32	191	83.2	27	207	87.0	59	398	85.2
1996-97	33	189	82.5	33	220	85.0	66	409	83.9
1995-96	45	191	76.4	48	206	76.7	93	397	76.6
1994-95	17	96	82.3	22	112	80.4	39	208	81.3
1993-94	40	181	77.9	37	179	79.3	77	360	78.6
1992-93	58	231	74.9	55	252	78.2	113	483	76.6
1991-92	35	211	83.4	54	196	72.4	89	407	78.1
TOTALS	527	2994	82.4	588	3264	82.0	1115	6258	82.2

* — led NHL



Rob Blake

Active players on Sharks Roster in **bold****SHARKS (39)**

Goals	Player	Date	Game	Score	Goaltender(s)
3	Joe Thornton	March 25, 2008	at Phoenix	4-5 L (OT)	Ilya Bryzgalov
3	Jonathan Cheechoo	Feb. 9, 2008	vs. Nashville	4-3 W	Chris Mason
3	Jonathan Cheechoo	April 1, 2007	vs. Los Angeles	6-2 W	Sean Burke
3	Jonathan Cheechoo	March 22, 2007	at Atlanta	5-1 W	Kari Lehtonen (2), Johan Hedberg (1)
3	Bill Guerin	March 13, 2007	vs. Chicago	7-1 W	Patrick Lalime
3	Ryane Clowe	Jan. 6, 2007	vs. Columbus	5-2 W	Fredrik Norrena
3	Patrick Marleau	Nov. 9, 2006	at Los Angeles	7-3 W	Mathieu Garon
3	Jonathan Cheechoo	Oct. 12, 2006	at Edmonton	4-6 L	Dwayne Roloson
3	Jonathan Cheechoo	April 15, 2006	vs. Anaheim	6-3 W	J.S. Giguere (2), Ilya Bryzgalov (0), Empty Net (1)
3	Jonathan Cheechoo	Mar. 13, 2006	vs. Los Angeles	4-3 W	Mathieu Garon
3	Jonathan Cheechoo	Feb. 1, 2006	at Anaheim	6-4 W	Ilya Bryzgalov
3	Jonathan Cheechoo	Jan. 5, 2006	vs. Columbus	6-3 W	Marc Denis
3	Jonathan Cheechoo	Dec. 20, 2005	vs. Anaheim	4-2 W	J.S. Giguere
3	Alyn McCauley	Nov. 1, 2003	at Florida	6-2 W	Steve Shields
3	Patrick Marleau	April 6, 2002	vs. Detroit	6-3 W	Manny Legace
3	Mike Ricci	April 7, 2001	vs. Dallas	4-5 L (OT)	Ed Belfour
3	Teemu Selanne	March 29, 2001	vs. Anaheim	7-4 W	Jean-Sebastien Giguere (2), Empty Net (1)
3	Scott Thornton	March 7, 2001	at Florida	3-3 T	Roberto Luongo
3	Todd Harvey	Dec. 18, 2000	at Washington	5-3 W	Ola Kolzig (2), Empty Net (1)
3	Jeff Friesen	Oct. 4, 1999	vs. Chicago	7-1 W	Jocelyn Thibault (1), Steve Passmore (2)
3	Owen Nolan	Oct. 4, 1999	vs. Chicago	7-1 W	Jocelyn Thibault
3	Vincent Damphousse	April 3, 1999	vs. Vancouver	5-2 W	Garth Snow (2), Empty Net (1)
3	Marco Sturm	Dec. 23, 1998	at Edmonton	5-3 W	Bob Essensa (1), Mikhail Shtalenkov (1), Empty Net (1)
3	Tony Granato	April 4, 1997	vs. Colorado	7-6 W	Craig Billington
3	Owen Nolan	Oct. 27, 1996	at Chicago	6-2 W	Jimmy Waite (2)/ E. Belfour (1)
3	Tony Granato	Oct. 6, 1996	at Los Angeles	7-6 W	Stephane Fiset
3	Jeff Friesen	March 20, 1996	at Winnipeg	7-1 W	Nikolai Khabibulin (2)/ Dominic Roussel (1)
3	Alexei Yegorov	Feb. 20, 1996	at Calgary	3-5 L	Rick Tabaracci
3	Kevin Miller	Jan. 30, 1996	vs. Hartford	8-2 W	Sean Burke (1)/Jason Muzzatti (2)
3	Ray Sheppard	Jan. 13, 1996	at Pittsburgh	10-8 W	Tom Barrasso
4	Owen Nolan	Dec. 19, 1995	at Anaheim	7-4 W	Guy Hebert (1)/Mikhail Shtalenkov (3)
3	Ulf Dahlen	April 2, 1994	vs. Vancouver	7-4 W	Kay Whitmore
3	Sergei Makarov	March 29, 1994	vs. Winnipeg	9-4 W	Tim Cheveldae
3	Igor Larionov	March 25, 1994	at Winnipeg	8-3 W	Tim Cheveldae
3	Rob Gaudreau	Feb. 6, 1994	at Dallas	7-1 W	D. Wakaluk (2)/Andy Moog (1)
3	Igor Larionov	Jan. 15, 1994	vs. Hartford	8-2 W	Sean Burke
3	Johan Garpenlov	April 1, 1993	vs. Winnipeg	5-9 L	Bob Essensa
3	Rob Gaudreau	Dec. 12, 1992	vs. Quebec	7-8 L	Ron Hextall
3	Rob Gaudreau	Dec. 3, 1992	vs. Hartford	5-7 L	Sean Burke

OPPONENTS (67)

Goals	Player	Date	Game	Score	Goaltender(s)
3	Owen Nolan	Jan. 30, 2008	at Calgary	4-5 L	Evgeni Nabokov
3	Bill Guerin	Feb. 13, 2007	at St. Louis	6-5 W	Vesa Toskala
3	Jeremy Roenick	Dec. 30, 2006	at Phoenix	0-8 L	Evgeni Nabokov (1), Vesa Toskala (2)
3	Ryan Smyth	Oct. 12, 2006	at Edmonton	4-6 L	Evgeni Nabokov
3	Steven Reinprecht	Apr. 1, 2006	vs. Phoenix	3-4 L OT	Vesa Toskala
3	Mathieu Schneider	Nov. 26, 2005	vs. Detroit	6-7 L	Evgeni Nabokov
3	Brian Rolston	Nov. 5, 2005	vs. Minnesota	1-3 L	Nolan Schaefer (2), Empty Net (1)
3	Steve Sullivan	Feb. 18, 2004	at Nashville	3-7 L	Evgeni Nabokov
3	Josef Vasicek	Oct. 28, 2003	at Carolina	0-3 L	Vesa Toskala
3	Steven Reinprecht	Jan. 4, 2002	vs. Colorado	1-6 L	Evgeni Nabokov (1), Miikka Kiprusoff (2)
3	Tyler Arnason	Dec. 28, 2002	vs. Chicago	3-3 T	Evgeni Nabokov
3	Andreas Johansson	Nov. 27, 2002	at Nashville	2-4 L	Evgeni Nabokov
3	Markus Naslund	Oct. 21, 2002	vs. Vancouver	2-5 L	Vesa Toskala (1), Miikka Kiprusoff (2)
3	Espen Knutsen	Jan. 24, 2002	at Columbus	2-6 L	Evgeni Nabokov (2), Miikka Kiprusoff (1)



HAT TRICKS

Active players on Sharks Roster in **bold**

Goals	Player	Date	Game	Score	Goaltender(s)
3	Patrik Elias	Oct. 18, 2001	at New Jersey	1-6 L	Evgeni Nabokov (2), Miikka Kiprusoff (1)
3	Brendan Shanahan	Oct. 4, 2001	vs. Detroit	3-4 L OT	Evgeni Nabokov
3	Paul Kariya	March 29, 2001	vs. Anaheim	7-4 W	Evgeni Nabokov (2), Miikka Kiprusoff (1)
3	Tomas Holmstrom	March 18, 2001	vs. Detroit	4-6 L	Evgeni Nabokov (2), Miikka Kiprusoff (1)
3	Daniel Alfredsson	March 1, 2001	at Ottawa	4-8 L	Evgeni Nabokov (1), Steve Shields (2)
3	Todd Bertuzzi	Dec. 30, 2000	vs. Vancouver	3-6 L	Evgeni Nabokov
3	Harold Druken	Dec. 8, 2000	vs. Vancouver	1-6 L	Evgeni Nabokov (1)/Steve Shields (2)
3	Theoren Fleury	Oct. 10, 1998	vs. Calgary	3-2 L	Mike Vernon
3	Keith Tkachuk	Dec. 26, 1997	vs. Phoenix	0-4 L	Kelly Hrudey (1), Mike Vernon (2)
3	Teemu Selanne	Nov. 10, 1997	at Anaheim	6-4 W	Mike Vernon
3	Zigmund Palffy	Oct. 16, 1997	vs. NY Islanders	2-5 L	Mike Vernon
3	Brendan Shanahan	Feb. 12, 1997	at Detroit	1-7 L	Wade Flaherty
3	Teemu Selanne	Nov. 1, 1996	at Anaheim	3-4 L	Kelly Hrudey
3	John LeClair	March 17, 1996	at Philadelphia	2-8 L	Geoff Sarjeant
3	Brett Hull	March 15, 1996	vs. St. Louis	2-4 L	Terreri (1)/Sarjeant (2)
3	Brian Bellows	March 1, 1996	vs. Tampa Bay	3-7 L	Wade Flaherty
3	Jason Wiemer	March 1, 1996	vs. Tampa Bay	3-7 L	Wade Flaherty
3	Teemu Selanne	Feb. 25, 1996	at Anaheim	3-4 L	Chris Terrieri
3	Gary Roberts	Feb. 20, 1996	at Calgary	3-5 L	Chris Terrieri
3	Valeri Kamensky	Dec. 5, 1995	at Colorado	2-12 L	Chris Terrieri (2)/Wade Flaherty (1)
3	Cliff Ronning	Dec. 1, 1995	at Vancouver	2-7 L	Chris Terrieri (2)/Wade Flaherty (1)
3	Ron Francis	Nov. 10, 1995	vs. Pittsburgh	1-9 L	Arturs Irbe (2)/Wade Flaherty (1)
3	Donald Audette	Nov. 8, 1995	at Buffalo	2-7 L	Wade Flaherty
3	Alexander Mogilny	Oct. 14, 1995	vs. Vancouver	6-7 L	Wade Flaherty
3	Joe Nieuwendyk	April 10, 1995	at Calgary	3-8 L	Wade Flaherty (3)/Arturs Irbe
3	Nelson Emerson	March 28, 1995	vs. Winnipeg	6-5 W	Arturs Irbe (3)/Wade Flaherty
3	Bernie Nicholls	March 21, 1995	vs. Chicago	3-7 L	Wade Flaherty
3	Mike Modano	Feb. 21, 1994	vs. Dallas	3-6 L	Jimmy Waite
5	Mike Ricci	Feb. 17, 1994	vs. Quebec	2-8 L	Arturs Irbe (3)/Jimmy Waite (2)
3	Mikael Renberg	Feb. 15, 1994	vs. Philadelphia	4-6 L	Arturs Irbe
3	Patrick Flatley	Feb. 1, 1994	at N.Y. Islanders	4-5 L	Arturs Irbe
3	Vyacheslav Kozlov	Jan. 6, 1994	vs. Detroit	3-10 L	Arturs Irbe (2)/Jimmy Waite (1)
3	Ray Sheppard	Jan. 6, 1994	vs. Detroit	3-10 L	Arturs Irbe (2)/Jimmy Waite (1)
3	Scott Young	Dec. 19, 1993	at Quebec	5-7 L	Jimmy Waite
3	Kevin Miller	Oct. 21, 1993	at St. Louis (@ Sacramento)	2-5 L	Jimmy Waite
3	Stephane Richer	Mar. 29, 1993	at New Jersey	0-5 L	Jeff Hackett
3	Ronnie Stern	Feb. 10, 1993	at Calgary	1-13 L	Arturs Irbe (2)/Jeff Hackett (1)
3	Robert Reichel	Feb. 10, 1993	at Calgary	1-13 L	Arturs Irbe (2)/Jeff Hackett (1)
3	Bob Kudelski	Jan. 10, 1993	at Ottawa	2-3 L	Jeff Hackett
3	Scott Young	Dec. 12, 1992	vs. Quebec	7-8	Brian Hayward
3	Mike Donnelly	Nov. 8, 1992	vs. Los Angeles	4-11 L	Arturs Irbe
3	Jari Kurri	Nov. 8, 1992	vs. Los Angeles	4-11 L	Arturs Irbe
3	Luc Robitaille	Nov. 8, 1992	vs. Los Angeles	4-11 L	Arturs Irbe
3	Rick Tocchet	March 6, 1992	vs Pittsburgh	3-7 L	Jarmo Myllys
3	Jimmy Carson	Feb. 15, 1992	at Detroit	1-11 L	Arturs Irbe (3)/Jarmo Myllys
3	Dale Hawerchuk	Feb. 14, 1992	at Buffalo	6-7 L	Jarmo Myllys
3	Stephan Lebeau	Feb. 12, 1992	at Montreal	1-6	Jeff Hackett
3	John Druce	Feb. 9, 1992	at Washington	2-6 L	Jeff Hackett (3)/Jarmo Myllys
3	John Cullen	Feb. 4, 1992	vs Hartford	6-5 W	Jeff Hackett
3	Igor Larionov	Dec. 28, 1991	vs Vancouver	2-3 L	Jeff Hackett
3	Kevin Stevens	Dec. 5, 1991	vs Pittsburgh	0-8 L	Jeff Hackett/Arturs Irbe (1)/ Brian Hayward (2)
3	Wayne Gretzky	Nov. 23, 1991	at Los Angeles	4-6 L	Arturs Irbe
3	Pat Lafontaine	Nov. 12, 1991	vs Buffalo	1-7 L	Arturs Irbe (1)/Jeff Hackett (2)
3	Bob Kudelski	Oct. 16, 1991	at Los Angeles	5-8 L	Jeff Hackett

Active players on Sharks Roster in **bold**

SHARKS (96)

Date	Opponent	Goaltender	Score	Saves
April 7, 2009	vs. Colorado	Evgeni Nabokov	1-0 SO	20 (3/3 in shootout)
March 15, 2009	at Anaheim	Evgeni Nabokov	1-0	34
Feb. 23, 2009	at Dallas	Evgeni Nabokov	1-0	29
Jan. 29, 2009	vs. Phoenix	Evgeni Nabokov	2-0	24
Jan. 27, 2009	at Colorado	Evgeni Nabokov	3-0	31
Dec. 23, 2008	vs. Vancouver	Evgeni Nabokov	5-0	33
Dec. 11, 2008	vs. Anaheim	Evgeni Nabokov	2-0	31
Oct. 25, 2008	at Tampa Bay	Brian Boucher	3-0	22
Oct. 12, 2008	at Los Angeles	Brian Boucher	1-0	21
March 1, 2008	at St. Louis	Brian Boucher	2-0	24
Jan. 29, 2008	at Edmonton	Evgeni Nabokov	3-0	13
Dec. 28, 2007	at St. Louis	Evgeni Nabokov	1-0	26
Dec. 7, 2007	at Phoenix	Evgeni Nabokov	1-0	27
Nov. 15, 2007	at Phoenix	Evgeni Nabokov	6-0	15
Nov. 12, 2007	vs. Phoenix	Evgeni Nabokov	5-0	25
Oct. 20, 2007	vs. Nashville	Evgeni Nabokov	3-0	22
March 16, 2007	vs. Columbus	Evgeni Nabokov	3-0	35
March 11, 2007	vs. Edmonton	Evgeni Nabokov	3-0	22
March 6, 2007	at Minnesota	Evgeni Nabokov	3-0	26
March 4, 2007	at Dallas	Evgeni Nabokov	4-0	26
Feb. 22, 2007	at Chicago	Evgeni Nabokov	2-0	21
Dec. 11, 2006	vs. Phoenix	Vesa Toskala	4-0	23
Nov. 28, 2006	at St. Louis	Vesa Toskala	2-0	29
Nov. 25, 2006	vs. New Jersey	Evgeni Nabokov	2-0	24
Oct. 23, 2006	at Columbus	Vesa Toskala	3-0	23
Oct. 17, 2006	vs. Dallas	Evgeni Nabokov	2-0	32
Oct. 7, 2006	vs. New York Islanders	Evgeni Nabokov	2-0	26
April 6, 2006	at Los Angeles	Vesa Toskala	5-0	14
March 21, 2006	at St. Louis	Vesa Toskala	6-0	33
Jan. 12, 2006	at Ottawa	Evgeni Nabokov	2-0	40
Dec. 2, 2005	at Buffalo	Evgeni Nabokov	5-0	20
		Nolan Schaefer		7
Nov. 4, 2005	at Anaheim	Nolan Schaefer	1-0	21
March 31, 2004	at Los Angeles	Evgeni Nabokov	3-0	22
March 26, 2004	at Phoenix	Vesa Toskala	3-0	30
Feb. 29, 2004	vs. St. Louis	Evgeni Nabokov	1-0	24
Feb. 5, 2004	vs. Phoenix	Evgeni Nabokov	5-0	20
Feb. 3, 2004	vs. Florida	Evgeni Nabokov	3-0	26
Jan. 24, 2004	vs. Minnesota	Evgeni Nabokov	4-0	24
Dec. 31, 2003	at Columbus	Evgeni Nabokov	1-0	26
Dec. 27, 2003	vs. Los Angeles	Evgeni Nabokov	5-0	25
Dec. 13, 2003	vs. Anaheim	Evgeni Nabokov	2-0	28
Nov. 21, 2003	at Phoenix	Evgeni Nabokov	0-0	9
		Vesa Toskala		31
Oct. 16, 2003	vs. Philadelphia	Evgeni Nabokov	0-0	26
March 27, 2003	vs. Detroit	Vesa Toskala	3-0	25
Feb. 21, 2003	vs. Columbus	Evgeni Nabokov	6-0	29
Jan. 27, 2003	at Los Angeles	Evgeni Nabokov	3-0	32
Jan. 11, 2003	vs. Vancouver	Miikka Kiprusoff	3-0	29
Dec. 14, 2002	vs. Washington	Evgeni Nabokov	2-0	34
March 9, 2002	vs. Vancouver	Miikka Kiprusoff	2-0	32
Feb. 10, 2002	vs. Carolina	Evgeni Nabokov	4-0	24
Feb. 6, 2002	vs. Calgary	Evgeni Nabokov	2-0	27
Jan. 15, 2002	at Colorado	Evgeni Nabokov	1-0 (OT)	38
Jan. 5, 2002	vs. Florida	Miikka Kiprusoff	6-0	28
Dec. 14, 2001	at Colorado	Evgeni Nabokov	3-0	38
Nov. 29, 2001	vs. Pittsburgh	Evgeni Nabokov	5-0	38
Oct. 27, 2001	vs. Columbus	Evgeni Nabokov	2-0	16
Oct. 6, 2001	vs. Minnesota	Evgeni Nabokov	0-0 (OT)	19
April 5, 2001	vs. Phoenix	Evgeni Nabokov	3-0	28
March 26, 2001	at Los Angeles	Evgeni Nabokov	0-0 (OT)	27
March 12, 2001	vs. Montreal	Evgeni Nabokov	3-0	20
		Miikka Kiprusoff		0
Feb. 16, 2001	at Nashville	Evgeni Nabokov	2-0	19
Feb. 14, 2001	at Chicago	Steve Shields	7-0	31
Feb. 8, 2001	at Vancouver	Steve Shields	0-0 (OT)	26
Dec. 20, 2000	at Detroit	Evgeni Nabokov	2-0	31
Dec. 4, 2000	at Calgary	Evgeni Nabokov	8-0	21
Nov. 11, 2000	at NY Islanders	Evgeni Nabokov	4-0	24
April 3, 2000	at Edmonton	Steve Shields	1-0	20
Feb. 11, 2000	at Atlanta	Steve Shields	3-0	24
Feb. 8, 2000	at Tampa Bay	Steve Shields	8-0	23
Jan. 19, 2000	at Colorado	Evgeni Nabokov	0-0 (OT)	39



SHUTOUTS

Active players on Sharks Roster in **bold**

Date	Opponent	Goaltender	Score	Saves
Oct. 13, 1999	at Dallas	Steve Shields	2-0	35
April 6, 1999	at Phoenix	Steve Shields	1-0	33
April 2, 1999	at Vancouver	Steve Shields	7-0	18
Mar. 12, 1999	vs. Detroit	Steve Shields	2-0	26
Feb. 8, 1999	at Phoenix	Mike Vernon	3-0	27
Jan. 11, 1999	vs. Los Angeles	Mike Vernon	4-0	30
Dec. 26, 1998	vs. Vancouver	Steve Shields	2-0	25
Nov. 12, 1998	vs. Carolina	Mike Vernon	3-0	20
Nov. 4, 1998	vs. Dallas	Mike Vernon	4-0	21
April 7, 1998	vs. Calgary	Mike Vernon	6-0	13
		Kelly Hrudey		3
March 6, 1998	at Anaheim	Mike Vernon	3-0	23
Feb. 4, 1998	at Edmonton	Mike Vernon	3-0	21
Dec. 18, 1997	vs. Vancouver	Mike Vernon	0-0 (OT)	21
Dec. 12, 1997	at Dallas	Kelly Hrudey	1-0	24
Nov. 20, 1997	at Philadelphia	Mike Vernon	3-0	28
Nov. 4, 1997	vs. Toronto	Mike Vernon	0-0 (OT)	19
March 6, 1997	vs. Ottawa	Ed Belfour	2-0	29
April 28, 1995	vs. Los Angeles	Arturs Irbe	4-0	29
April 16, 1995	vs. Los Angeles	Arturs Irbe	2-0	22
April 7, 1995	vs. Edmonton	Wade Flaherty	5-0	26
Feb. 17, 1995	at Los Angeles	Arturs Irbe	2-0	37
Jan. 25, 1995	vs. Winnipeg	Arturs Irbe	4-0	28
March 6, 1994	vs. Anaheim	Arturs Irbe	6-0	25
Feb. 13, 1994	vs. Chicago	Arturs Irbe	1-0	23
Nov. 27, 1993	vs. Anaheim	Arturs Irbe	1-0	15
Nov. 17, 1992	vs. Los Angeles	Arturs Irbe	6-0	39

OPPONENTS (85)

Date	Opponent	Goaltender	Score	Saves
April 7, 2009	vs. Colorado	Peter Budaj	1-0	30 (2/3 in shootout loss)
Dec. 18, 2008	at Detroit	Ty Conklin	0-6	24
Oct. 17, 2008	at Anaheim	J.S. Giguere	0-4	38
Dec. 18, 2007	vs. Anaheim	J.S. Giguere	0-2	20
Feb. 16, 2007	at Columbus	Frederic Norrena	0-3	29
Feb. 14, 2007	at Nashville	Tomas Vokoun	0-5	22
Jan. 20, 2007	vs. St. Louis	Manny Legace	0-1	31
Dec. 30, 2006	at Phoenix	Curtis Joseph	0-8	40
Dec. 21, 2006	vs. Dallas	Marty Turco	0-3	20
Dec. 4, 2006	at Dallas	Marty Turco	0-1	25
Nov. 21, 2006	at Anaheim	J.S. Giguere	0-5	23
April 17, 2006	vs. Los Angeles	Jason Labarbera	0-4	31
March 23, 2006	at Detroit	Manny Legace	0-4	28
March 4, 2006	at Calgary	Miikka Kiprusoff	0-2	26
Feb. 4, 2006	vs. Anaheim	J.S. Giguere	0-2	35
Jan. 26, 2006	vs. Anaheim	Ilya Bryzgalov	0-2	24
March 7, 2004	at Dallas	Marty Turco	0-4	22
Jan. 13, 2004	vs. Dallas	Marty Turco	0-3	17
Oct. 28, 2003	at Carolina	Kevin Weekes	0-3	28
Oct. 21, 2003	vs. Anaheim	Martin Gerber	0-2	34
Oct. 16, 2003	vs. Philadelphia	Jeff Hackett	0-0 (OT)	27
March 20, 2003	at Colorado	Patrick Roy	0-2	29
March 9, 2003	at Dallas	Ron Tugnutt	0-3	23
Feb. 19, 2003	vs. NY Islanders	Garth Snow	0-3	29
Feb. 12, 2003	at Columbus	Marc Denis	0-1	38
March 23, 2002	at Los Angeles	Felix Potvin	0-3	17
March 13, 2002	vs. St. Louis	Brent Johnson	0-2	18
March 5, 2002	vs. Nashville	Mike Dunham	0-2	26
Dec. 21, 2001	at Detroit	Dominik Hasek	0-3	19
Nov. 21, 2001	vs. Minnesota	Manny Fernandez	0-2	22
Oct. 6, 2001	vs. Minnesota	Dwayne Roloson	0-0 (OT)	36
March 26, 2001	at Los Angeles	Felix Potvin	0-0 (OT)	15
March 17, 2001	at Los Angeles	Felix Potvin	0-1 (OT)	18
March 10, 2001	vs. Nashville	Tomas Vokoun	0-3	17
Feb. 21, 2001	at Anaheim	Jean-Sebastien Giguere	0-1	24
Feb. 8, 2001	at Vancouver	Bob Essensa	0-0 (OT)	31
Jan. 3, 2001	vs. Calgary	Fred Brathwaite	0-1	30
April 1, 2000	at Calgary	Fred Brathwaite	0-3	29
Feb. 1, 2000	vs. Phoenix	Bob Essensa	0-1 (OT)	34
Jan. 19, 2000	at Colorado	Patrick Roy	0-0 (OT)	15
Dec. 26, 1999	vs. Anaheim	Dominic Roussel	0-1	26
April 16, 1999	vs. Los Angeles	Stephane Fiset	0-2	33
March 6, 1999	vs. Chicago	Jocelyn Thibault	0-4	23
Feb. 6, 1999	at Los Angeles	Jamie Storr	0-2	27

Active players on Sharks Roster in **bold**

Date	Opponent	Goaltender	Score	Saves
Jan. 30, 1999	at Colorado	Patrick Roy	0-5	22
Jan. 26, 1999	vs. St. Louis	Rich Parent	0-3	20
Dec. 15, 1998	vs. N.Y. Islanders	Tommy Salo	0-1	13
Dec. 2, 1998	vs. Dallas	Ed Belfour	0-3	26
Nov. 25, 1998	at Carolina	Trevor Kidd	0-3	36
Oct. 18, 1998	vs. Boston	Rob Tallas	0-3	22
March 21, 1998	vs. Colorado	Patrick Roy	0-2	23
Jan. 29, 1998	vs. Chicago	Jeff Hackett	0-3	29
Jan. 3, 1998	at Boston	Byron Dafee	0-3	23
Dec. 26, 1997	vs. Phoenix	Nikolai Khabibulin	0-4	30
Dec. 18, 1997	vs. Vancouver	Arturs Irbe	0-0 (OT)	38
Nov. 4, 1997	vs. Toronto	Glenn Healy	0-0 (OT)	16
		Marcel Cousineau		6
Nov. 1, 1997	at St. Louis	Grant Fuhr	0-2	24
Oct. 7, 1997	vs. Ottawa	Damien Rhodes	0-1	23
Dec. 13, 1996	vs. Pittsburgh	Pat Lalime	0-4	20
Nov. 23, 1996	vs. Anaheim	Guy Hebert	0-3	25
Oct. 8, 1996	at Colorado	Patrick Roy	0-6	24
April 12, 1996	vs. Calgary	Rick Tabaracci	0-6	25
Feb. 12, 1996	at Montreal	Jocelyn Thibault	0-3	21
April 17, 1995	at Anaheim	Guy Hebert	0-3	27
April 13, 1995	at Detroit	Mike Vernon	0-3	12
Feb. 24, 1995	vs. Calgary	Trevor Kidd	0-3	17
Feb. 7, 1995	at Detroit	Chris Osgood	0-6	16
March 12, 1994	at Calgary	Mike Vernon	0-2	16
Feb. 26, 1994	at Detroit	Chris Osgood	0-2	22
Nov. 11, 1993	at Dallas	Jon Casey	0-4	20
March 29, 1993	at New Jersey	Chris Terreri	0-5	24
March 16, 1993	vs. N.Y. Islanders	Glen Healy	0-6	26
Feb. 25, 1993	vs. Toronto	Daren Puppa	0-5	22
Feb. 22, 1993	vs. N.Y. Rangers	John Vanbiesbrouck	0-4	29
Feb. 12, 1993	at Edmonton	Bill Ranford	0-6	28
Nov. 19, 1992	vs. Toronto	Grant Fuhr	0-2	23
March 11, 1992	at Winnipeg	Stephane Beauregard	0-3	20
March 1, 1992	vs. Philadelphia	Ron Hextall	0-1	30
Feb. 2, 1992	at Winnipeg	Bob Essensa	0-6	40
Jan. 4, 1992	vs. Montreal	Patrick Roy	0-1 (OT)	25
Dec. 19, 1991	at St. Louis	Curtis Joseph	0-4	21
Dec. 5, 1991	vs. Pittsburgh	Tom Barrasso	0-8	39
Nov. 16, 1991	at Vancouver	Kirk McLean	0-1	20
Oct. 26, 1991	at New Jersey	Chris Terreri	0-9	26
Oct. 23, 1991	at Hartford	Kay Whitmore	0-3	33

20+ GOAL SEASONS

Active players on Sharks Roster in **bold**

Player	Season	Date/Opp	TEAM GAME NO.	PLAYER GAME NO.	TOTAL GOALS
Jonathan Cheechoo	2005-06	Dec. 30 vs. Colorado	37	37	56
Owen Nolan	1999-00	Dec. 6 vs. Tampa Bay	32	32	44
Patrick Marleau	2008-09	Jan. 9 at Edmonton	40	40	38
Jonathan Cheechoo	2006-07	Feb. 7 at Anaheim	55	49	37
Patrick Marleau	2005-06	Jan. 24 vs. Los Angeles	46	46	34
Patrick Marleau	2006-07	Jan. 11 at Los Angeles	44	44	32
Devin Setoguchi	2008-09	Jan. 13 vs. Tampa Bay	42	41	31
Owen Nolan	1996-97	Jan. 30 at Calgary	49	46	31
Jeff Friesen	1997-98	Jan. 31 vs. Colorado	52	49	31
Sergei Makarov	1993-94	Feb. 28 at Winnipeg	64	64	30
Teemu Selanne	2001-02	Feb. 26 at Nashville	58	58	29
Owen Nolan	1995-96	Feb. 26 vs. Montreal	62*	55*	29*
Joe Thornton	2007-08	March 18 at Los Angeles	73	73	29
Teemu Selanne	2002-03	Dec. 30 vs. Philadelphia	37	37	28
Patrick Marleau	2003-04	Jan. 28 vs. Calgary	51	49	28
Patrick Marleau	2002-03	Jan. 30 vs. Anaheim	51	51	28
Jeff Friesen	1996-97	Feb. 28 at Hartford	62	62	28
Marco Sturm	2002-03	March 1 at Calgary	65	65	28
Jonathan Cheechoo	2003-04	March 11 vs. N.Y. Islanders	70	69	28
Ray Sheppard	1995-96	Jan. 13 at Pittsburgh	44@	34@	27@
Milan Michalek	2006-07	March 18 at Colorado	73	69	26
Jeff Friesen	1999-00	Feb. 9 at Florida	58	58	26
Scott Thornton	2001-02	March 10 at Vancouver	65	62	26
Sandis Ozolinsh	1993-94	March 6 vs. Anaheim	66	63	26
Kelly Kisio	1992-93	March 25 at Philadelphia	75	69	26



20+ GOAL SEASONS

Player	Season	Date/Opp	TEAM GAME NO.	PLAYER GAME NO.	TOTAL GOALS
Joe Thornton	2008-09	March 10 at Minnesota	65	65	25
Joe Pavelski	2008-09	March 5 vs. Minnesota	63	61	25
Patrick Marleau	2000-01	Jan. 24 vs. Edmonton	48	48	25
Pat Falloon	1991-92	March 6 vs. Pittsburgh	66	65	25
Tony Granato	1996-97	March 19 at Calgary	70	64	25
Joe Murphy	1998-99	April 2 at Vancouver	75	69	25
Todd Elik	1993-94	March 25 at Winnipeg	75 [^]	66 [^]	25 [^]
Milan Michalek	2007-08	Feb. 21 at Philadelphia	61	58	24
Owen Nolan	2000-01	March 1 at Ottawa	64	43	24
Milan Michalek	2008-09	March 19 vs. Nashville	70	65	23
Jonathan Cheechoo	2007-08	March 3 vs. Montreal	66	59	23
Rob Gaudreau	1992-93	March 7 vs. Edmonton	67	67	23
Owen Nolan	2001-02	April 4 vs. Phoenix	77	71	23
Ryane Clowe	2008-09	Feb. 5 vs. Carolina	49	49	22
Joe Thornton	2006-07	March 18 at Colorado	73	73	22
Owen Nolan	2002-03	Feb. 14 at Chicago	58 [!]	55 [!]	22 [!]
Kevin Miller	1995-96	Feb. 25 at Anaheim	61	59	22
David Bruce	1991-92	March 4 vs. Los Angeles	65	65	22
Pat Falloon	1993-94	March 19 at Los Angeles	71	70	22
Jeff Friesen	1998-99	March 28 at Edmonton	72	68	22
Nils Ekman	2003-04	March 25 vs. Calgary	77	77	22
Johan Garpenlov	1992-93	April 1 vs. Winnipeg	78	73	22
Mike Ricci	2000-01	April 7 vs. Dallas	81	80	22
Nils Ekman	2005-06	Apr. 13 vs. Vancouver	80	75	21
Marco Sturm	2003-04	Feb. 26 at Vancouver	63	60	21
Marco Sturm	2001-02	March 30 vs. Columbus	75	70	21
Patrick Marleau	1998-99	April 2 at Vancouver	75	74	21
Patrick Marleau	2001-02	April 8 at Minnesota	79	76	21
Vincent Damphousse	1999-00	April 5 vs. Dallas	80	80	21
Joe Thornton	2005-06	April 15 vs. Anaheim	81[#]	57[#]	20[#]
Mike Ricci	1999-00	March 24 vs. Phoenix	75	75	20
Vincent Damphousse	2001-02	April 6 vs. Detroit	78	78	20
Alyn McCauley	2003-04	March 31 at Los Angeles	80	80	20

*Nolan was acquired on Oct. 26, 1995 from Colorado. Registered his 20th goal with San Jose in his 55th game with the Sharks.

@Sheppard was acquired on Oct. 24, 1995 from Detroit. Registered his 20th goal with San Jose in his 34th game with San Jose.

[^]Elik was claimed from Edmonton on Oct. 26, 1993. Registered his 20th goal with San Jose in his 66th game with San Jose.

! Nolan scored 22 goals in 61 games with San Jose. He was traded to Toronto on March 5, 2003.

Thornton was acquired on Nov. 30, 2005 from Boston. Registered his 20th with San Jose in his 57th game with the Sharks.

PENALTY SHOTS

Active players on Sharks Roster in **bold**

SHARKS (28)

Date	Opponent	Player	Goaltender	Result	Time	Period	Score
Dec. 29, 2008	at Dallas	Patrick Marleau	Marty Turco	Unsuccessful	16:17	3rd	3-1 W
March 14, 2008	vs. St. Louis	Patrick Marleau	Hannu Toivonen	Successful	13:25	1st	4-1 W
March 9, 2008	at Minnesota	Tomas Pihlaj	Niklas Backstrom	Successful	13:44	1st	3-2 WSO
Dec. 28, 2007	at St. Louis	Christian Ehrhoff	Manny Legace	Unsuccessful	11:11	3rd	1-0 W
Dec. 16, 2007	at Anaheim	Milan Michalek	J.S. Giguere	Unsuccessful	19:33	1st	2-1 WSO
Nov. 12, 2007	vs. Phoenix	Joe Pavelski	Mikael Tellqvist	Unsuccessful	8:22	1st	5-0 W
March 13, 2007	vs. Chicago	Bill Guerin	Patrick Lalime	Successful	19:47	3rd	7-1 W
Dec. 7, 2006	vs. Colorado	Mike Grier	Jose Theodore	Unsuccessful	14:48	2nd	2-5 L
Feb. 28, 2006	vs. Detroit	Nils Ekman	Manny Legace	Unsuccessful	7:06	3rd	5-1 W
Dec. 20, 2005	vs. Anaheim	Jonathan Cheechoo	J.S. Giguere	Successful	5:16	3rd	4-2 W
Oct. 26, 2005	at Dallas	Marcel Goc	Marty Turco	Unsuccessful	17:22	1st	5-4 W
Oct. 8, 2005	at St. Louis	Patrick Marleau	Patrick Lalime	Successful	7:36	1st	7-6 W
Feb. 23, 2004	vs. Columbus	Jonathan Cheechoo	Pascal Leclaire	Successful	:32	3rd	4-2 W
Dec. 6, 2003	vs. Dallas	Nils Ekman	Ron Tugnutt	Successful	11:59	2nd	2-1 W
Nov. 15, 2003	vs. Toronto	Marco Sturm	Mikael Tellqvist	Unsuccessful	10:00	1st	2-2 T
March 21, 2003	vs. Boston	Patrick Marleau	Steve Shields	Unsuccessful	10:14	2nd	3-2 W
Nov. 11, 2002	vs. NY Rangers	Patrick Marleau	Dan Blackburn	Successful	10:02	3rd	4-5 L
Nov. 24, 2001	at Los Angeles	Alexander Korolyuk	Jamie Storr	Unsuccessful	1:39	3rd	1-3 L
Jan. 24, 2001	vs. Edmonton	Jeff Friesen	Dominic Roussel	Unsuccessful	2:20	2nd	6-1 W
Jan. 11, 2000	vs. St. Louis	Alex Korolyuk	Roman Turek	Successful	13:12	3rd	2-5 L
Dec. 30, 1999	at St. Louis	Jeff Friesen	Roman Turek	Unsuccessful	7:50	2nd	1-2 L (OT)
Oct. 24, 1999	at Los Angeles	Mike Ricci	Stephane Fiset	Unsuccessful	19:09	2nd	3-4 L
Dec. 26, 1998	vs. Vancouver	Owen Nolan	Garth Snow	Unsuccessful	6:37	2nd	2-0 W
March 28, 1996	vs. Colorado	Jamie Baker	Patrick Roy	Unsuccessful	13:27	1st	3-8 L
March 5, 1996	at Colorado	Ville Peltonen	Patrick Roy	Unsuccessful	14:41	2nd	5-3 W
Dec. 5, 1995	at Colorado	Kevin Miller	Stephane Fiset	Successful	19:47	3rd	2-12 L
Dec. 2, 1995	vs. Washington	Jeff Friesen	Jim Carey	Successful	7:33	1st	5-3 W
March 29, 1994	vs. Winnipeg	Sergei Makarov	Tim Cheveldae	Successful	18:34	2nd	9-4 W

PENALTY SHOTS



OPPONENTS (28)

Date	Opponent	Player	Goaltender	Result	Time	Period	Score
Feb. 5, 2009	vs. Carolina	Matt Cullen	Evgeni Nabokov	Successful	4:55	2nd	3-4 LSO
Feb. 8, 2008	vs. Columbus	Rick Nash	Evgeni Nabokov	Unsuccessful	13:03	2nd	2-1 W
Dec. 22, 2007	vs. Anaheim	Todd Bertuzzi	Evgeni Nabokov	Unsuccessful	13:07	1st	2-5 L
Nov. 24, 2007	vs. Los Angeles	Ladislav Nagy	Evgeni Nabokov	Unsuccessful	11:58	2nd	1-2 L
Nov. 7, 2007	vs. Dallas	Sergei Zubov	Evgeni Nabokov	Unsuccessful	6:54	1st	1-3 L
Feb. 28, 2007	vs. Nashville	Martin Erat	Evgeni Nabokov	Unsuccessful	12:07	2nd	3-4 L (SO)
Feb. 2, 2006	vs. Minnesota	Marion Gaborik	Vesa Toskala	Successful	14:59	3rd	2-3 L (OT)
Nov. 30, 2005	at Dallas	Antti Miettinen	Evgeni Nabokov	Successful	5:10	1st	1-4 L
Oct. 29, 2005	vs. Calgary	Tony Amonte	Nolan Schaefer	Unsuccessful	9:28	1st	3-2 W
Dec. 2, 2003	at Calgary	Shean Donovan	Vesa Toskala	Successful	19:06	2nd	1-2 L
Oct. 18, 2003	vs. Ottawa	Marian Hossa	Evgeni Nabokov	Successful	9:22	3rd	1-4 L
April 3, 2003	at Edmonton	Mike Comrie	Vesa Toskala	Unsuccessful	9:04	2nd	3-3 T
March 24, 2003	vs. Tampa Bay	Martin St. Louis	Evgeni Nabokov	Unsuccessful	17:56	3rd	1-4 L
March 15, 2003	vs. Calgary	Jarome Iginla	Vesa Toskala	Unsuccessful	6:23	3rd	3-2 W
Feb. 17, 2003	at Los Angeles	Ziggy Palffy	Evgeni Nabokov	Unsuccessful	2:12	3rd	2-3 L
Jan. 8, 2002	vs. St. Louis	Sergei Varlamov	Evgeni Nabokov	Unsuccessful	5:11	2nd	2-6 L
Feb. 26, 2001	at St. Louis	Marty Reasoner	Evgeni Nabokov	Successful	6:39	1st	2-7 L
Nov. 9, 2000	at Columbus	Robert Kron	Steve Shields	Unsuccessful	5:34	1st	2-5 L
Nov. 1, 2000	vs. Pittsburgh	Martin Straka	Evgeni Nabokov	Unsuccessful	:40	1st	3-2 W
Dec. 30, 1999	at St. Louis	Pierre Turgeon	Steve Shields	Unsuccessful	19:39	3rd	1-2 L
Jan. 26, 1999	vs. St. Louis	Terry Yake	Steve Shields	Unsuccessful	18:27	2nd	0-3 L
Nov. 12, 1997	vs. Vancouver	Pavel Bure	Mike Vernon	Successful	6:27	1st	2-5 L
March 18, 1996	at Boston	Rick Tocchet	Geoff Sarjeant	Unsuccessful	9:47	1st	3-3 T
Nov. 22, 1995	at Detroit	Igor Larionov	Arturs Irbe	Successful	13:30	3rd	2-5 L
March 15, 1995	vs. Toronto	Mats Sundin	Arturs Irbe	Successful	6:47	1st	1-2 L
March 18, 1996	at Boston	Rick Tocchet	Geoff Sarjeant	Unsuccessful	9:47	1st	3-3 T
Nov. 22, 1995	at Detroit	Igor Larionov	Arturs Irbe	Successful	13:30	3rd	2-5 L
March 15, 1995	vs. Toronto	Mats Sundin	Arturs Irbe	Successful	6:47	1st	1-2 L

EXTRA ATTACKER GOALS

Active players on Sharks Roster in **bold**

SHARKS (57)

Date	Opponent	Goal Scorer	Time	Period	Final Score
Jan. 20, 2009	vs. Vancouver	Devin Setoguchi	19:20	3rd	2-1 W
Jan. 17, 2009	vs. Detroit	Joe Pavelski	7:22	1st	6-5 W
Dec. 31, 2008	at Minnesota	Milan Michalek	19:34	3rd	2-3 L OT
Dec. 4, 2008	vs. Columbus	Joe Thornton	7:41	3rd	3-2 W
Dec. 2, 2008	vs. Toronto	Joe Thornton	6:35	1st	5-2 W
March 28, 2008	at Anaheim	Jeremy Roenick	11:10	2nd	3-1 W
Jan. 30, 2008	at Calgary	Jonathan Cheechoo	18:59	3rd	4-5 L
Oct. 13, 2007	vs. Boston	Milan Michalek	19:22	3rd	1-2 L
Oct. 4, 2007	at Edmonton	Joe Thornton	19:49	3rd	2-3 L SO
April 7, 2007	vs. Vancouver	Jonathan Cheechoo	:34	3rd	3-4 L OT
Jan. 6, 2007	vs. Columbus	Ryane Clowe	5:24	3rd	5-2 W
Dec. 26, 2006	vs. Anaheim	Patrick Marleau	18:52	1st	3-4 L
Dec. 26, 2006	vs. Anaheim	Christian Ehrhoff	11:25	1st	3-4 L
Jan. 21, 2006	at Los Angeles	Joe Thornton	19:31	3rd	4-3 W OT
Oct. 29, 2005	vs. Calgary	Brad Stuart	19:37	3rd	3-2 W SO
Oct. 26, 2005	at Dallas	Marco Sturm	19:40	3rd	5-4 W OT
April 4, 2004	vs. Los Angeles	Brad Stuart	19:40	3rd	4-3 W OT
March 16, 2004	at Dallas	Jonathan Cheechoo	19:26	3rd	3-3 T
April 3, 2003	at Edmonton	Teemu Selanne	19:19	3rd	3-3 T
March 29, 2003	vs. Dallas	Marco Sturm	17:07	2nd	3-4 L
Nov. 11, 2002	vs. NY Rangers	Mike Ricci	4:35	3rd	4-5 L
Oct. 19, 2002	vs. Colorado	Mike Ricci	11:53	1st	1-3 L
Oct. 22, 2001	at NY Rangers	Brad Stuart	9:30	1st	5-1 W
Oct. 20, 2001	at NY Islanders	Vincent Damphousse	19:54	3rd	2-2 T
Oct. 11, 2001	vs. Tampa Bay	Owen Nolan	17:51	2nd	4-3 W
April 7, 2001	vs. Dallas	Mike Ricci	19:56	3rd	4-5 L OT
March 22, 2001	vs. Ottawa	Patrick Marleau	19:46	3rd	1-2 L
Jan. 11, 2001	vs. St. Louis	Stephane Matteau	6:09	1st	6-3 W
Jan. 1, 2001	at Phoenix	Tony Granato	6:01	3rd	3-2 W
Nov. 8, 2000	at Chicago	Marco Sturm	19:50	3rd	3-2 W OT
March 15, 2000	vs. Buffalo	Vincent Damphousse	19:32	3rd	6-5 W OT
March 13, 2000	vs. Calgary	Vincent Damphousse	3:35	2nd	5-3 W
Dec. 6, 1999	vs. Tampa Bay	Vincent Damphousse	15:45	2nd	3-3 T
March 31, 1999	vs. Colorado	Mike Ricci	15:41	2nd	2-3 L
Jan. 16, 1999	vs. Calgary	Patrick Marleau	19:59	3rd	3-3 T



EXTRA ATTACKER GOALS

Active players on Sharks Roster in **bold**

SHARKS (continued)

Date	Opponent	Goal Scorer	Time	Period	Final Score
Jan. 24, 1998	vs. Florida	John MacLean	19:44	3rd	1-1 T
April 2, 1997	vs. Anaheim	Marty McSorley	19:38	3rd	5-5 T
Nov. 15, 1997	v. Phoenix	Marco Sturm	18:55	3rd	2-3 L
Oct. 22, 1996	at Toronto	Andrei Nazarov	19:29	3rd	3-4 L
Oct. 5, 1996	vs. N.Y. Islanders	Bernie Nicholls	19:44	3rd	2-2 T
Feb. 17, 1996	at N.Y. Islanders	Shean Donovan	19:22	3rd	2-4 L
Dec. 22, 1995	vs. Los Angeles	Viktor Kozlov	10:42	1st	4-3 W
Dec. 17, 1995	at Dallas	Kevin Miller	14:41	2nd	2-4 L
Dec. 2, 1995	vs. Washington	Owen Nolan	14:13	1st	5-3 W
Nov. 2, 1995	vs. New Jersey	Kevin Miller	19:51	3rd	3-3 T
Oct. 30, 1995	at Vancouver	Kevin Miller	19:45	3rd	3-4 L
Oct. 22, 1995	at Edmonton	Ulf Dahlen	19:48	3rd	1-1 T
Oct. 14, 1995	vs. Vancouver	Igor Larionov	19:37	3rd	6-7 L
April 19, 1995	at Dallas	Sergei Makarov	19:11	3rd	5-5 T
April 2, 1995	at Anaheim	Jeff Friesen	19:59	3rd	4-5 L
Feb. 15, 1995	vs. Vancouver	Ray Whitney	9:40	1st	3-1 W
Feb. 19, 1994	vs. Los Angeles	Jayson More	11:36	2nd	4-3 W
April 4, 1993	vs. Calgary	Jeff Odgers	19:30	3rd	3-4 L
Feb. 1, 1993	vs. Tampa Bay	Johan Garpenlov	19:13	3rd	4-5 L
Jan. 10, 1993	at Ottawa	Jeff Odgers	18:02	3rd	2-3 L
Nov. 29, 1992	at Calgary	Kelly Kisio	19:10	3rd	4-3 W (OT)
Feb. 28, 1992	vs. Montreal	Pat Falloon	19:59	3rd	3-3 T

OPPONENTS (49)

Date	Opponent	Goal Scorer	Time	Period	Final Score
March 7, 2009	at Vancouver	Alexander Edler	3:15	1st	1-3 L
Feb. 13, 2009	at Buffalo	Jason Pominville	19:56	3rd	5-6 L (S0)
Jan. 31, 2009	vs. Chicago	Jonathan Toews	:48	1st	2-4 L
Jan. 3, 2009	vs. NY Islanders	Thomas Pock	18:57	3rd	5-3 W
Dec. 6, 2008	vs. Edmonton	Dustin Penner	17:49	2nd	2-3 L
Oct. 22, 2008	at Philadelphia	Daniel Briere	18:55	3rd	7-6 W (S0)
April 6, 2008	at Dallas	Mattias Norstrom	19:47	2nd	2-4 L
March 19, 2008	vs. Minnesota	Marian Gaborik	19:31	3rd	4-3 W (S0)
March 9, 2008	at Minnesota	Brian Rolston	19:31	3rd	3-2 W (S0)
Feb. 12, 2008	vs. Calgary	Dion Phaneuf	19:10	3rd	3-4 L (OT)
Jan. 13, 2008	at Anaheim	Doug Weight	19:32	3rd	3-4 L (OT)
Dec. 26, 2007	at Los Angeles	Lubomir Visnovsky	19:32	3rd	3-2 W
Jan. 30, 2007	vs. Dallas	Phillipe Boucher	19:57	3rd	2-3 L (S0)
Nov. 13, 2006	at Los Angeles	Alexander Frolov	19:19	1st	2-4 L
Oct. 12, 2006	at Edmonton	Patrick Thoresen	3:20	1st	4-6 L
Oct. 5, 2006	vs. St. Louis	Bill Guerin	19:54	3rd	5-4 W (OT)
March 26, 2006	at Chicago	Kyle Calder	18:48	3rd	5-4 W
March 11, 2006	vs. Nashville	Paul Kariya	19:49	3rd	3-2 W
Feb. 12, 2006	at Phoenix	Steven Reinprecht	16:18	3rd	5-4 W
Feb. 1, 2006	at Anaheim	Dustin Penner	19:37	3rd	4-6 W
Jan. 8, 2004	vs. Columbus	Mark Hartigan	14:11	2nd	3-2 L (OT)
Dec. 17, 2003	at Detroit	Pavel Datsyuk	19:41	3rd	2-3 L (OT)
Nov. 6, 2003	at Boston	Sergei Samsonov	19:46	3rd	5-5 T
Jan. 22, 2003	vs. New Jersey	Joe Nieuwendyk	19:47	3rd	4-5 L (OT)
Nov. 25, 2002	at St. Louis	Scott Mellanby	16:01	3rd	4-1 W
March 16, 2002	vs. Chicago	Steve Sullivan	19:22	3rd	2-2 T
Dec. 23, 2001	at Nashville	Petr Tenkrat	19:25	3rd	1-1 T
Oct. 11, 2001	vs. Tampa Bay	Fredrik Modin	18:56	3rd	4-3 W
Jan. 1, 2001	at Phoenix	Keith Tkachuk	18:17	3rd	3-2 W
Dec. 28, 2000	vs. Edmonton	Daniel Cleary	18:58	3rd	2-2 T
Dec. 12, 2000	vs. N.Y. Rangers	Mark Messier	19:27	3rd	3-2 W
Oct. 11, 1999	at Anaheim	Fredrik Olausson	19:02	1st	3-5 L
April 12, 1999	vs. Edmonton	Todd Marchant	19:42	3rd	4-5 L (OT)
March 26, 1999	at Ottawa	Wade Redden	19:14	3rd	1-1 T
April 11, 1998	vs. Vancouver	Bret Hedican	3:44	3rd	1-1 T
Jan. 6, 1998	vs. St. Louis	Jim Campbell	14:26	2nd	5-1 L
Dec. 10, 1997	vs. Washington	Peter Bondra	19:31	3rd	3-3 T
March 17, 1996	at Philadelphia	Dale Hawerchuk	11:56	3rd	2-8 L
March 5, 1996	at Colorado	Joe Sakic	19:18	3rd	5-3 W
Nov. 8, 1995	at Buffalo	Donald Audette	15:25	2nd	2-7 L
Oct. 14, 1995	vs. Vancouver	Alex Mogilny	16:56	3rd	6-7 L
March 28, 1995	vs. Winnipeg	Igor Korolev	19:13	3rd	6-5 W (OT)
March 23, 1995	vs. Anaheim	Steve Rucchin	12:47	2nd	3-6 L
April 5, 1994	at Los Angeles	Luc Robitaille	18:43	3rd	2-1 W
March 20, 1994	vs. Los Angeles	Wayne Gretzky	19:11	3rd	6-6 T
Feb. 17, 1994	vs. Quebec	Mike Ricci	17:02	1st	2-8 L
Dec. 3, 1993	vs. Winnipeg	Keith Tkachuk	19:16	3rd	3-3 T
Nov. 9, 1993	vs. Toronto	Dave Ellett	19:37	3rd	2-2 T
Oct. 28, 1993	vs. Anaheim	Bob Corkum	19:16	3rd	4-3 W

ALL-TIME OVERTIME RECORDS (1991-92 TO 1998-99)



Team	HOME					ROAD					OVERALL				
	GP	W	L	T	PTS	GP	W	L	T	PTS	GP	W	L	T	PTS
ANA	2	0	0	2	2	2	1	0	1	3	4	1	0	3	5
ATL	0	0	0	0	0	0	0	0	0	0	0	0	0	0	0
BOS	2	0	0	2	2	2	0	0	2	2	4	0	0	4	4
BUF	3	0	0	3	3	0	0	0	0	0	3	0	0	3	3
CAR	0	0	0	0	0	0	0	0	0	0	0	0	0	0	0
CBJ	0	0	0	0	0	0	0	0	0	0	0	0	0	0	0
CGY	3	0	1	2	2	5	2	1	2	6	8	2	2	4	8
CHI	0	0	0	0	0	2	0	0	2	2	2	0	0	2	2
COL	3	1	2	0	2	1	0	0	1	1	4	1	2	1	3
DAL	0	0	0	0	0	2	0	0	2	2	2	0	0	2	2
DET	2	0	0	2	2	0	0	0	0	0	2	0	0	2	2
EDM	3	0	1	2	2	3	0	0	3	3	6	0	1	5	5
FLA	2	0	0	2	2	4	0	0	4	4	6	0	0	6	6
LA	6	1	2	3	5	2	1	0	1	3	8	2	2	4	8
MIN	0	0	0	0	0	0	0	0	0	0	0	0	0	0	0
MTL	4	1	1	2	4	2	0	0	2	2	6	1	1	4	6
NJ	1	0	0	1	1	1	0	0	1	1	2	0	0	2	2
NSH	0	0	0	0	0	0	0	0	0	0	0	0	0	0	0
NYI	1	0	0	1	1	2	1	0	1	3	3	1	0	2	4
NYR	1	0	0	1	1	4	1	2	1	3	5	1	2	2	4
OTT	1	1	0	0	2	4	0	0	4	4	5	1	0	4	6
PHI	2	0	1	1	1	2	1	0	1	3	4	1	1	2	4
PHX	5	2	1	2	6	4	0	1	3	3	9	2	2	5	9
PIT	1	0	0	1	1	1	0	0	1	1	2	0	0	2	2
STL	1	0	0	1	1	0	0	0	0	0	1	0	0	1	1
TB	1	0	1	0	0	0	0	0	0	0	1	0	1	0	0
TOR	2	0	0	2	2	1	0	0	1	1	3	0	0	3	3
VAN	5	0	0	5	5	2	0	1	1	1	7	0	1	6	6
WAS	1	0	0	1	1	0	0	0	0	0	1	0	0	1	1
TOTAL	52	6	10	36	48	46	7	5	34	48	98	13	15	70	96

Teams received two points for an overtime win, one point for an overtime tie and zero points for an overtime loss.

ALL-TIME OVERTIME RECORDS (1999-00 TO 2003-04)

Team	HOME					ROAD					OVERALL				
	GP	W	L	T	PTS	GP	W	L	T	PTS	GP	W	L	T	PTS
ANA	2	1	1	0	3	2	0	1	1	2	4	1	2	1	5
ATL	1	0	0	1	1	2	0	1	1	2	3	0	1	2	3
BOS	0	0	0	0	0	1	0	0	1	1	1	0	0	1	1
BUF	1	0	0	1	1	0	0	0	0	0	1	0	0	1	1
CAR	0	0	0	0	0	0	0	0	0	0	0	0	0	0	0
CBJ	2	1	1	0	3	1	1	0	0	2	3	2	1	0	5
CGY	2	0	0	2	2	3	0	1	2	3	5	0	1	4	5
CHI	5	1	1	3	6	3	1	2	0	4	8	2	3	3	10
COL	1	0	0	1	1	4	1	0	3	5	5	1	0	4	6
DAL	4	1	2	1	5	2	0	0	2	2	6	1	2	3	7
DET	2	0	1	1	2	2	0	1	1	2	4	0	2	2	4
EDM	5	2	0	3	7	4	0	0	4	4	9	2	0	7	11
FLA	0	0	0	0	0	1	0	0	1	1	1	0	0	1	1
LA	3	3	0	0	6	5	0	2	3	5	8	3	2	3	11
MIN	1	0	0	1	1	2	0	1	1	2	3	0	1	2	3
MTL	2	1	1	0	3	0	0	0	0	0	2	1	1	0	3
NJ	2	1	1	0	3	1	0	1	0	1	3	1	2	0	4
NSH	1	0	0	1	1	2	0	1	1	2	3	0	1	2	3
NYI	1	0	1	0	1	1	0	0	1	1	2	0	1	1	2
NYR	1	0	0	1	1	1	0	1	0	1	2	0	1	1	2
OTT	0	0	0	0	0	0	0	0	0	0	0	0	0	0	0
PHI	1	0	0	1	1	1	0	0	1	1	2	0	0	2	2
PHX	3	0	1	2	3	3	2	1	0	5	6	2	2	2	8
PIT	1	0	0	1	1	0	0	0	0	0	1	0	0	1	1
STL	1	0	1	0	1	3	1	1	1	4	4	1	2	1	5
TB	1	0	0	1	1	2	0	1	1	2	3	0	1	2	3
TOR	1	0	0	1	1	1	0	0	1	1	2	0	0	2	2
VAN	0	0	0	0	0	4	0	1	3	4	4	0	1	3	4
WAS	0	0	0	0	0	0	0	0	0	0	0	0	0	0	0
TOTAL	44	11	11	22	55	51	6	16	29	57	95	17	27	51	112

Teams received two points for an overtime win and one point for either an overtime loss or tie.



ALL-TIME OVERTIME RECORDS (2005-06 TO PRESENT)

Team	HOME						ROAD						OVERALL					
	GP	W	L	SOW	SOL	PTS	GP	W	L	SOW	SOL	PTS	GP	W	L	SOW	SOL	PTS
ANA	1	0	0	0	1	1	6	1	2	2	1	9	7	1	2	2	2	10
ATL	0	0	0	0	0	0	0	0	0	0	0	0	0	0	0	0	0	0
BOS	0	0	0	0	0	0	0	0	0	0	0	0	0	0	0	0	0	0
BUF	0	0	0	0	0	0	0	0	0	0	0	0	0	0	0	0	0	0
CAR	0	0	0	0	0	0	0	0	0	0	0	0	0	0	0	0	0	0
CBJ	1	1	0	0	0	2	0	0	0	0	0	0	1	1	0	0	0	2
CGY	3	0	2	1	0	4	0	0	0	0	0	0	3	0	2	1	0	4
CHI	1	0	0	1	0	2	1	1	0	0	0	2	2	1	0	1	0	4
COL	0	0	0	0	0	0	1	0	1	0	0	1	1	0	1	0	0	1
DAL	4	1	0	0	3	5	4	2	1	1	0	7	8	3	1	1	3	12
DET	0	0	0	0	0	0	1	0	1	0	0	1	1	0	1	0	0	1
EDM	1	0	0	0	1	1	2	0	0	0	2	2	3	0	0	0	3	3
FLA	0	0	0	0	0	0	0	0	0	0	0	0	0	0	0	0	0	0
LA	1	0	0	0	1	1	2	1	0	0	1	3	3	1	0	0	2	4
MIN	2	0	0	1	1	3	1	0	0	1	0	2	3	0	0	2	1	5
MTL	0	0	0	0	0	0	0	0	0	0	0	0	0	0	0	0	0	0
NJ	0	0	0	0	0	0	0	0	0	0	0	0	0	0	0	0	0	0
NSH	3	2	0	0	1	5	0	0	0	0	0	0	3	2	0	0	1	5
NYI	0	0	0	0	0	0	0	0	0	0	0	0	0	0	0	0	0	0
NYR	0	0	0	0	0	0	0	0	0	0	0	0	0	0	0	0	0	0
OTT	1	1	0	0	0	2	0	0	0	0	0	0	1	1	0	0	0	2
PHI	0	0	0	0	0	0	0	0	0	0	0	0	0	0	0	0	0	0
PHX	3	0	1	0	2	3	1	1	0	0	0	2	4	1	1	0	2	5
PIT	0	0	0	0	0	0	1	0	0	1	0	2	1	0	0	1	0	2
STL	3	2	0	0	1	5	0	0	0	0	0	0	3	2	0	0	1	5
TB	0	0	0	0	0	0	0	0	0	0	0	0	0	0	0	0	0	0
TOR	0	0	0	0	0	0	0	0	0	0	0	0	0	0	0	0	0	0
VAN	2	0	2	0	0	2	1	1	0	0	0	2	3	1	2	0	0	4
WAS	0	0	0	0	0	0	1	0	0	1	0	2	1	0	0	1	0	2
TOTAL	26	7	5	3	11	36	22	7	5	6	4	35	48	14	10	9	15	71

Teams received two points for either an overtime or shootout win and one point for either an overtime or shootout loss

OVERTIME VICTORIES (47)

Date	Opponent	GWG	Goaltender	Time	Score
March 10, 2009	at Minnesota	Christian Ehrhoff	Niklas Backstrom	3:34	5-4
Jan. 20, 2009	vs. Vancouver	Patrick Marleau	Roberto Luongo	3:08	2-1
Nov. 26, 2008	vs. Chicago	Joe Thornton	Cristobal Huet	:35	3-2
Oct. 18, 2008	vs. Philadelphia	Dan Boyle	Antero Niittymaki	1:25	5-4
March 27, 2008	vs. Dallas	Joe Thornton	Marty Turco	2:58	3-2
March 5, 2008	vs. Ottawa	Patrick Marleau	Martin Gerber	3:05	3-2
Feb. 8, 2008	vs. Columbus	Joe Thornton	Frederik Norrena	1:49	2-1
Oct. 5, 2006	vs. St. Louis	Curtis Brown	Manny Legace	2:12	5-4
April 12, 2006	at Vancouver	Christian Ehrhoff	Alex Auld	:34	5-4
April 3, 2006	at Dallas	Joe Thornton	Marty Turco	4:39	3-2
March 26, 2006	at Chicago	Tom Preissing	Nikolai Khabibulin	1:24	5-4
March 11, 2006	vs. Nashville	Christian Ehrhoff	Tomas Vokoun	2:56	3-2
Feb. 12, 2006	at Phoenix	Tom Preissing	Curtis Joseph	1:54	5-4
Jan. 21, 2006	at Los Angeles	Patrick Marleau	Matthew Garon	4:51	4-3
Nov. 4, 2005	at Anaheim	Marcel Goc	J.S. Giguere	:51	1-0
Nov. 2, 2005	vs. Nashville	Alyn McCauley	Chris Mason	1:44	3-2
Oct. 26, 2005	at Dallas	Patrick Marleau	Marty Turco	3:20	5-4
April 4, 2004	vs. Los Angeles	Vincent Damphousse	Roman Cechmanek	3:10	4-3
March 28, 2004	vs. Dallas	Wayne Primeau	Ron Tugnutt	2:56	2-1
Feb. 14, 2004	at Columbus	Marco Sturm	Marc Denis	4:43	2-1
March 6, 2003	vs. Montreal	Marco Sturm	Jose Theodore	3:58	4-3
Dec. 3, 2002	at Phoenix	Teemu Selanne	Brian Boucher	4:16	3-2
Jan. 15, 2002	at Colorado	Teemu Selanne	Patrick Roy	4:57	1-0
Dec. 11, 2001	vs. Edmonton	Brad Stuart	Tommy Salo	4:08	5-4
March 27, 2001	vs. Los Angeles	Mike Ricci	Felix Potvin	1:53	3-2
Feb. 20, 2001	vs. Columbus	Marco Sturm	Ron Tugnutt	4:18	3-2
Feb. 10, 2001	vs. Chicago	Bryan Marchment	Jocelyn Thibault	2:07	3-2
Jan. 27, 2001	at St. Louis	Brad Stuart	Roman Turek	1:51	4-3
Dec. 16, 2000	at Phoenix	Gary Suter	Sean Burke	1:53	2-1
Nov. 30, 2000	vs. Anaheim	Scott Hannan	Dominic Roussel	4:50	3-2
Nov. 8, 2000	at Chicago	Marco Sturm	Jocelyn Thibault	4:44	3-2
March 15, 2000	vs. Buffalo	Jeff Friesen	Domink Hasek	2:56	6-5
Jan. 15, 2000	vs. Los Angeles	Jeff Friesen	Jamie Storr	1:05	3-2
Nov. 28, 1999	vs. New Jersey	Patrick Marleau	Martin Brodeur	4:54	4-3
\$Oct. 7, 1999	vs. Edmonton	Mike Ricci	Bill Ranford	3:44	3-2
Jan. 2, 1999	at N.Y. Islanders	Marco Sturm	Marcel Cousineau	1:47	4-3



OVERTIME VICTORIES (47)

April 4, 1997	vs. Colorado	Steve Guolla	Craig Billington	:35	7-6
Nov. 2, 1996	vs. Montreal	Darren Turcotte	Jose Theodore	3:07	4-3
Oct. 6, 1996	at Los Angeles	Viktor Kozlov	Stephane Fiset	4:55	7-6
March 22, 1996	at Calgary	Owen Nolan	Rick Tabaracci	1:09	2-1
March 28, 1995	vs. Winnipeg	Jeff Friesen	N. Khabibulin	4:27	6-5
Feb. 3, 1994	at Philadelphia	Sergei Makarov	Dominick Roussel	3:13	3-2
Oct. 31, 1993	at Anaheim	Tom Pederson	Guy Hebert	1:47	2-1
March 2, 1993	vs. Ottawa	Johan Garpenlov	Peter Sidorkiewicz	4:24	3-2
Nov. 25, 1992	at Calgary	Tom Pederson	Jeff Reese	3:53	4-3
Oct. 8, 1992	vs. Winnipeg	Kelly Kisio	Bob Essensa	4:00	4-3
Dec. 3, 1991	vs. Los Angeles	Brian Mullen	Kelly Hrudey	:22	3-2

\$=Games listed on or after Oct. 7, 1999 are played with the four-on-four overtime format. The winning team receives two points while the losing team receives one point in the NHL standings.

SHOOTOUT VICTORIES (15)

Date	Opponent	GWG	SJ	OPP	Score	Goaltenders
April 7, 2009	vs. Colorado	Joe Pavelski	1/3	0/3	1-0	Evgeni Nabokov Peter Budaj
March 19, 2009	vs. Nashville	Jonathan Cheechoo	2/3	1/3	3-2	Evgeni Nabokov Pekka Rinne
March 14, 2009	vs. Los Angeles	Jonathan Cheechoo	2/7	1/7	2-1	Evgeni Nabokov Erik Ersberg
Dec. 15, 2008	at Los Angeles	Ryane Clowe	2/2	1/3	3-2	Brian Boucher Jason LaBarbera
Nov. 6, 2008	vs. St. Louis	Ryane Clowe	2/4	1/4	5-4	Evgeni Nabokov Ben Bishop
Oct. 22, 2008	at Philadelphia	Joe Pavelski	2/2	0/2	7-6	Evgeni Nabokov Martin Biron
April 4, 2007	at Anaheim	Ryane Clowe	2/2	1/3	3-2	Evgeni Nabokov/ Ilya Bryzgalov
Feb. 21, 2007	at Washington	Jonathan Cheechoo	2/3	1/3	3-2	Evgeni Nabokov/ Brent Johnson
March 19, 2008	vs. Minnesota	Jeremy Roenick	2/3	1/3	4-3	Evgeni Nabokov/ Niklas Backstrom
March 9, 2008	at Minnesota	Patrick Marleau	2/3	1/3	3-2	Evgeni Nabokov/ Niklas Backstrom
Feb. 24, 2008	at Pittsburgh	Jeremy Roenick	3/3	2/3	2-1	Evgeni Nabokov/Ty Conklin
Feb. 2, 2008	vs. Chicago	Jeremy Roenick	2/5	1/5	3-2	Evgeni Nabokov/ Nikolai Khabibulin
Dec. 16, 2007	at Anaheim	Joe Thornton	3/6	2/6	2-1	Evgeni Nabokov/J.S. Giguere
Nov. 14, 2007	at Dallas	Devin Setoguchi	2/2	0/2	4-3	Evgeni Nabokov/Marty Turco
Oct. 29, 2005	vs. Calgary	Nils Ekman	2/4	1/4	3-2	Nolan Schaefer/ Miikka Kiprusoff

RECORD BOOK



Patrick Marleau scores the game-winning goal in overtime against Vancouver on Jan. 20, 2009.



LOSSES (15)/OVERTIME LOSSES (44)

Date	Opponent	GWG	Goaltender	Time	Score
March 5, 2009	vs. Minnesota	Mikko Koivu	Brian Boucher	4:46	3-4
Feb. 7, 2009	at Columbus	Christian Backman	Evgeni Nabokov	1:33	2-3
Dec. 31, 2008	at Minnesota	Brent Burns	Evgeni Nabokov	1:38	2-3
Dec. 17, 2008	at Columbus	RJ Umberger	Evgeni Nabokov	2:55	1-2
Dec. 6, 2008	vs. Edmonton	Kyle Brodziak	Evgeni Nabokov	2:40	2-3
Nov. 11, 2008	vs. Nashville	Ville Koistinen	Brian Boucher	2:28	3-4
March 25, 2008	at Phoenix	Martin Hanzal	Brian Boucher	3:23	4-5
Feb. 12, 2008	vs. Calgary	Jarome Iginla	Evgeni Nabokov	4:35	3-4
Jan. 13, 2008	at Anaheim	Francois Beauchemin	Thomas Greiss	:33	3-4
Jan. 3, 2008	vs. Calgary	Jarome Iginla	Evgeni Nabokov	3:26	2-3
April 7, 2007	vs. Vancouver	Mattias Ohlund	Evgeni Nabokov	:34	3-4
March 18, 2007	at Colorado	Milan Hejduk	Evgeni Nabokov	:19	3-4
March 9, 2007	vs. Vancouver	Henrik Sedin	Evgeni Nabokov	3:30	1-2
April 1, 2006	vs. Phoenix	Steve Reinprecht	Vesa Toskala	3:55	3-4
March 7, 2006	at Anaheim	Sandis Ozolinsh	Evgeni Nabokov	:58	4-5
Jan. 30, 2006	at Dallas	Jason Arnett	Evgeni Nabokov	4:24	2-3
Oct. 17, 2005	at Detroit	Jiri Fischer	Evgeni Nabokov	4:09	2-3
Feb. 26, 2004	at Vancouver	Brent Sopel	Vesa Toskala	2:14	2-3
Jan. 31, 2004	at Nashville	Marek Zidlicky	Evgeni Nabokov	4:44	2-3
Jan. 8, 2004	vs. Columbus	Rick Nash	Evgeni Nabokov	4:57	2-3
Dec. 17, 2003	at Detroit	Brenden Shanahan	Evgeni Nabokov	3:51	2-3
Nov. 13, 2003	vs. St. Louis	Peter Cajanek	Evgeni Nabokov	4:45	3-4
Nov. 5, 2003	at New Jersey	Jamie Langenbrunner	Evgeni Nabokov	4:17	2-3
March 22, 2003	vs. Anaheim	Niclas Havelid	Evgeni Nabokov	1:33	2-3
March 17, 2003	vs. Chicago	Theo Fleury	Vesa Toskala	1:26	2-3
March 1, 2003	at Anaheim	Steve Thomas	Miikka Kiprusoff	2:04	2-3
Jan. 22, 2003	vs. New Jersey	Joe Nieuwendyk	Miikka Kiprusoff	4:32	4-5
Jan. 13, 2003	at Los Angeles	Jason Allison	Miikka Kiprusoff	3:50	2-3
Dec. 16, 2002	at N.Y. Rangers	Petr Nedved	Miikka Kiprusoff	2:25	1-2
Nov. 13, 2002	at Atlanta	Vyacheslav Kozlov	Evgeni Nabokov	2:19	2-3
Oct. 31, 2002	at Minnesota	Sergei Zholtok	Evgeni Nabokov	4:50	1-2
Nov. 17, 2001	vs. Dallas	Richard Matvichuk	Evgeni Nabokov	:50	2-3
Nov. 11, 2001	at Chicago	Tony Amonte	Evgeni Nabokov	1:01	2-3
Oct. 4, 2001	vs. Detroit	Brendan Shanahan	Evgeni Nabokov	1:55	3-4
April 7, 2001	vs. Dallas	Mike Modano	Evgeni Nabokov	2:10	4-5
March 17, 2001	at Los Angeles	Bryan Smolinski	Evgeni Nabokov	0:40	0-1
March 6, 2001	at Tampa Bay	Brad Richards	Evgeni Nabokov	4:02	1-2
Feb. 1, 2000	vs. Phoenix	Keith Carney	Steve Shields	1:32	0-1
Jan. 29, 2000	vs. N.Y. Islanders	Mathieu Biron	Steve Shields	2:43	2-3
Jan. 23, 2000	at Phoenix	Jyrki Lumme	Steve Shields	4:16	2-3
Jan. 17, 2000	at Chicago	Doug Gilmour	Steve Shields	:56	4-5
Dec. 30, 1999	at St. Louis	Al MacInnis	Steve Shields	3:40	1-2
Nov. 23, 1999	vs. Montreal	Craig Rivet	Mike Vernon	3:50	2-3
\$Nov. 10, 1999	at Calgary	Cory Stillman	Mike Vernon	4:23	3-4
April 12, 1999	vs. Edmonton	Tom Poti	Steve Shields	3:55	4-5
Nov. 20, 1998	vs. Phoenix	Dallas Drake	Steve Shields	0:37	1-2
Dec. 1, 1997	at Calgary	German Titov	Mike Vernon	1:22	2-3
Oct. 13, 1997	vs. Philadelphia	Eric Lindros	Kelly Hrudey	1:49	2-3
Mar. 3, 1997	at N.Y. Rangers	Niklas Sundstrom	Ed Belfour	1:24	4-5
Jan. 27, 1996	vs. Colorado	Valeri Kamensky	Chris Terreri	2:49	3-4
Oct. 24, 1993	at Vancouver	Geoff Courttnall	Arturs Irbe	:28	2-3
April 10, 1993	vs. Los Angeles	Tomas Sandstrom	Arturs Irbe	3:22	2-3
April 3, 1993	vs. Calgary	Theoren Fleury	Arturs Irbe	3:06	2-3
Dec. 16, 1992	vs. Tampa Bay	John Tucker	Jeff Hackett	2:53	4-5
Dec. 12, 1992	vs. Quebec	Scott Young	Brian Hayward	4:19	7-8
Nov. 27, 1992	at Winnipeg	Tomas Steen	Brian Hayward	1:29	2-3
Jan. 4, 1992	vs. Montreal	Guy Carbonneau	Jeff Hackett	1:00	0-1
Dec. 16, 1991	at N.Y. Rangers	Brian Leetch	Brian Hayward	:23	3-4
Nov. 19, 1991	vs. Los Angeles	Mike Donnelly	Jeff Hackett	3:47	2-3

\$=Before the 1999-00 season, teams that lost in overtime received a loss and no points. Beginning in the 1999-00 season, teams that lost in overtime were credited with an overtime loss (OTL), earning the losing team one point.

SHOOTOUT LOSSES (20)



Date	Opponent	GWG	SJ	OPP	Score	Goalenders
March 25, 2009	at Chicago	Patrick Kane	0/2	2/2	5-6	Evgeni Nabokov/Nikolai Khabibulin
Feb. 12, 2009	at Buffalo	Derek Roy	1/5	2/5	5-6	Evgeni Nabokov/Ryan Miller
Feb. 11, 2009	at Pittsburgh	Sidney Crosby	0/3	1/3	1-2	Brian Boucher/Marc-Andre Fleury
Feb. 5, 2009	vs. Carolina	Sergei Samsonov	1/3	2/3	3-4	Evgeni Nabokov/Michael Leighton
Dec. 27, 2008	at St. Louis	Brad Winchester	1/3	2/3	2-3	Evgeni Nabokov/Manny Legace
March 16, 2008	vs. Edmonton	Fernando Pisani	1/4	2/4	1-2	Evgeni Nabokov/Dwayne Roloson
Dec. 20, 2007	vs. Phoenix	Peter Mueller	0/3	1/2	2-3	Evgeni Nabokov/Ilya Bryzgalov
Nov. 28, 2007	vs. Los Angeles	Dustin Brown	2/3	3/3	2-3	Evgeni Nabokov/Jason LaBarbera
Nov. 17, 2007	vs. Anaheim	Corey Perry	0/3	1/2	1-2	Evgeni Nabokov/J.S. Giguere
Nov. 9, 2007	at Anaheim	Ryan Getzlaf	2/3	0/2	2-3	Evgeni Nabokov/J.S. Giguere
Oct. 4, 2007	at Edmonton	Jarret Stoll	1/4	2/4	2-3	Evgeni Nabokov/Dwayne Roloson
Feb. 28, 2007	vs. Nashville	Jean-Pierre Dumont	1/4	2/4	3-4	Evgeni Nabokov/ Tomas Vokoun
Jan. 30, 2007	vs. Dallas	Mike Ribeiro	2/3	3/3	2-3	Vesa Toskala/Marty Turco
March 18, 2006	vs. Dallas	Antti Miettinen	1/4	2/4	3-4	Vesa Toskala/Marty Turco
Feb. 2, 2006	vs. Minnesota	Brian Rolston	0/5	1/5	2-3	Vesa Toskala/Manny Fernandez
Jan. 19, 2006	vs. Edmonton	Ryan Smyth	1/3	2/3	2-3	Vesa Toskala/Mike Morrison
Dec. 23, 2005	vs. St. Louis	Petr Cajanek	1/4	2/4	1-2	Evgeni Nabokov/Jason Bacashihua
Nov. 21, 2005	at Edmonton	Ryan Smyth	1/3	2/3	1-2	Evgeni Nabokov/Mike Morrison
Nov. 19, 2005	vs. Phoenix	G. Sanderson	1/4	2/4	3-4	Evgeni Nabokov/Curtis Joseph
Nov. 12, 2005	vs. Dallas	Sergei Zubov	0/2	2/2	2-3	Evgeni Nabokov/Marty Turco




Dan Boyle (left) and Joe Thornton celebrate after Boyle scored the overtime winner against Philadelphia on Oct. 18, 2008.



ALL-TIME HEAD COACHING RECORDS

Name	GC	Record	PTS Pct.	Seasons
George Kingston	164	28-129-7	.192	1991-93
Kevin Constantine	157	55-78-24	.427	1993-95
Jim Wiley	57	17-37-3	.325	1995-96
Al Sims	82	27-47-8	.378	1996-97
Darryl Sutter	434	192-167-75	.529	1997-02
Cap Raeder&	1	1-0-0-0	1.000	2002
Ron Wilson	385	206-134-45	.594	2002-08
Todd McLellan	82	53-18-11	.713	2008-09


&Cap Raeder served as interim head coach for the Dec. 3, 2003 game at Phoenix, a 3-2 overtime win



George Kingston



Kevin Constantine



Jim Wiley



Al Sims



Darryl Sutter



Ron Wilson



Todd McLellan

ALL-TIME GENERAL MANAGERS

NAME	YEAR(S)
Jack Ferreira	1991-92
Chuck Grillo	1992-96
(Vice President, Director of Player Personnel)	
Dean Lombardi	1996-03
Doug Wilson	2003-present

ALL-TIME TEAM CAPTAINS

PLAYER	YEAR(S)
Doug Wilson	1991-93
Bob Errey	1993-95
Jeff Odgers	1995-96
Todd Gill	1996-98
Owen Nolan	1998-03
Vincent Damphousse	2003-04*
Mike Ricci	2003-04*
Alyn McCauley	2003-04*
Patrick Marleau	2003-09*

* Served as captain for part of the season as part of a rotating captaincy plan in 2003-04.



ALL-TIME ATTENDANCE

Season	Home Dates	Total	Average	% of Capacity	Sellouts	CAPACITY
2008-09	41	717,023	17,488	99.9%	40	17,496
2007-08	41	713,863	17,411	99.5%	31	17,496
2006-07	41	714,316	17,422	99.6%	36	17,496
2005-06	41	690,095	16,831	96.2%	21	17,496
2003-04	41	649,261	15,836	90.5%	10	17,496
2002-03	41	711,386	17,350	99.2%	26	17,496
2001-02	41	714,357	17,423	99.6%	33	17,496
2000-01@	41	716,196	17,468	99.9%	35	17,496
1999-00	41	708,925	17,291	98.8%	32	17,483
1998-99*	40	685,929	17,148	98.1%	23	17,483
1997-98	41	701,164	17,101	97.8%	20	17,483
1996-97 \$	41	714,238	17,420	99.9%	38	17,442
1995-96	41	704,790	17,190	100%	41	17,190
1994-95 #	24	412,560	17,190	100%	24	17,190
1993-94 *	41	680,407	16,595	96.5%	28	17,190
1992-93 *&	41	452,849	11,045	99.6%	34	11,089
1991-92 &	40	435,520	10,888	100%	40	10,888

@ — Capacity increased from 17,442 to 17,496.
 \$ — Capacity increased from 17,190 to 17,442 after first home game.
 * — One neutral site game as designated home team not counted in totals.
 & — Seasons played at Cow Palace in Daly City, Calif.
 # — Shortened schedule due to labor stoppage.

ALL-TIME ASSISTANT COACHES

1991-92	Bob Murdoch Drew Remenda	1998-99	Paul Baxter Bob Berry
1992-93	Bob Murdoch Drew Remenda	1999-00	Paul Baxter Bob Berry
1993-94	Wayne Thomas (assistant coach and assistant to director of hockey operations) Vasily Tikhonov Drew Remenda	2000-01	Rich Preston Cap Raeder Warren Strelow (goaltending coach; served as goaltending consultant from 1997-00)
1994-95	Wayne Thomas (assistant coach and assistant to director of hockey operations) Vasily Tikhonov Drew Remenda	2001-02	Rich Preston Lorne Molleken Warren Strelow (goaltending coach)
1995-96	Wayne Thomas (assistant coach and assistant to hockey player personnel director) Drew Remenda (assigned to Kansas City development team, Oct. 10, 1995) Vasily Tikhonov (assigned to Kansas City development team, Oct. 10, 1995) Jim Wiley (promoted from Kansas City development team, Oct. 10, 1995) Mark Kaufman (promoted from Kansas City development team, Oct. 10, 1995)	2002-07 2007-08 2008-09 2009-10	Tim Hunter Rob Zettler Warren Strelow (goaltending coach) Tim Hunter Rob Zettler Trent Yawney Todd Richards Jay Woodcroft Mike Ricci (development coach) Corey Schwab (goaltending coach) Trent Yawney Matt Shaw Jay Woodcroft Mike Ricci (development coach) Corey Schwab (goaltending coach)
1996-97	Wayne Cashman Roy Sommer		
1997-98	Roy Sommer Paul Baxter		



TEAM RECORD BY SEASON

HOME SEASON	GP	W	L	T	OTL	PTS	PTS PCT	
2008-09	41	32	5	-	4	68	.829	
2007-08	41	22	13	-	6	50	.610	
2006-07	41	25	12	-	4	54	.659	
2005-06	41	25	9	-	7	57	.695	
2003-04	41	24	8	7	2	57	.695	
2002-03	41	17	16	5	3	42	.512	
2001-02	41	25	11	3	2	55	.671	
2000-01	41	22	14	4	1	49	.598	
1999-00	41	21	17	3	3	48	.585	
1998-99	*41	17	15	9	—	43	.524	
1997-98	41	17	19	5	—	39	.476	
1996-97	41	14	23	4	—	32	.390	
1995-96	41	12	26	3	—	27	.329	
1994-95	24	10	13	1	—	21	.438	
1993-94	*42	19	13	10	—	48	.571	
1992-93	*42	8	33	1	—	17	.202	
1991-92	40	14	23	3	—	31	.388	
TOTALS	681	324	270	58	32	738	.542	
ROAD SEASON	GP	W	L	T	OTL	PTS	PTS PCT	
2008-09	41	21	13	-	7	49	.598	
2007-08	41	27	10	-	4	58	.707	
2006-07	41	26	14	-	1	53	.646	
2005-06	41	19	18	-	4	42	.512	
2003-04	41	19	13	5	4	47	.573	
2002-03	41	11	21	4	5	31	.378	
2001-02	41	19	16	5	1	44	.537	
2000-01	41	18	13	8	2	46	.561	
1999-00	41	14	16	7	4	39	.476	
1998-99	**41	14	18	9	—	37	.451	
1997-98	41	17	19	5	—	39	.476	
1996-97	41	13	24	4	—	30	.366	
1995-96	41	8	29	4	—	20	.244	
1994-95	24	9	12	3	—	21	.438	
1993-94	**42	14	22	6	—	34	.405	
1992-93	**42	3	28	1	—	7	.083	
1991-92	40	3	35	2	—	8	.100	
TOTALS	681	255	321	63	32	605	.444	
OVERALL SEASON	GP	W	L	T	OTL	PTS	PTS PCT	FINISH
2008-09&	82	53	18	-	11	117	.713	1st Div/1st Conf.
2007-08	82	49	23	-	10	108	.659	1st Div/2nd Conf.
2006-07	82	51	26	-	5	107	.652	2nd Div/5th Conf.
2005-06	82	44	27	-	11	99	.604	2nd Div/5th Conf.
2003-04	82	43	21	12	6	104	.634	1st Div./2nd Conf.
2002-03	82	28	37	9	8	73	.445	5th Div./14th Conf.
2001-02	82	44	27	8	3	99	.604	1st Div./3rd Conf.
2000-01	82	40	27	12	3	95	.579	2nd Div./5th Conf.
1999-00	82	35	33	10	7	87	.530	4th Div./8th Conf.
1998-99	82	31	33	18	—	80	.488	4th Div./7th Conf.
1997-98	82	34	38	10	—	78	.476	4th Div./8th Conf.
1996-97	82	27	47	8	—	62	.378	7th Div./13th Conf.
1995-96	82	20	55	7	—	47	.287	7th Div./13th Conf.
1994-95	48	19	25	4	—	42	.438	3rd Div./7th Conf.
1993-94	84	33	35	16	—	82	.488	3rd Div./8th Conf.
1992-93	84	11	61	2	—	24	.143	6th Division
1991-92	80	17	58	5	—	39	.244	6th Division
TOTALS	1362	579	591	121	64	1343	.493	

& — Won Presidents' Trophy

* — Includes one game at neutral site designated as home game.

** — Includes one game at neutral site designated as road game.

"GORDIE HOWE HAT TRICKS"

Named after the Hockey Hall of Famer, a player must score a goal, record an assist and pick up a fighting major penalty in the same game. Entering this season, there have been 10 "Gordie Howe Hat Tricks" in Sharks history:

DATE	GAME	SCORE	PLAYER	G	A	FM
Nov. 4, 2008	vs. Minnesota	3-1 W	Ryane Clowe	1	1	1
Jan. 6, 2007	vs. Columbus	5-2 W	Christian Ehrhoff	1	1	1
Nov. 25, 2002	@ St. Louis	4-1 W	Brad Stuart	1	1	2
Jan. 5, 2002	vs. Florida	6-0 W	Matt Bradley	1	1	1
Dec. 10, 1999	vs. Atlanta	4-1 W	Patrick Marleau	1	1	1
Jan. 7, 1999	@ Nashville	4-3 W	Ronnie Stern	1	1	1
March 10, 1996	vs. Buffalo	6-4 W	Owen Nolan	1	1	1
Jan. 13, 1996	@ Pittsburgh	10-8 W	Jim Kyte	1	1	1
Dec. 2, 1995	vs. Washington	5-3 W	Owen Nolan	1	2	1
Jan. 25, 1992	vs. Edmonton	5-2 W	Link Gaetz	1	1	1

Bold denotes on current Sharks roster.

SHARKS IN THE NHL ALL-STAR GAME



SEASON	HOST	SKATERS	G	A	PTS	NOTES
2008-09	Montreal	Joe Thornton	0	3	3	6th consecutive appearance
		Dan Boyle	1	1	2	1st career appearance
		Patrick Marleau	1	2	3	3rd career appearance
2007-08	Atlanta	Joe Thornton	0	1	1	5th consecutive appearance
2006-07	Dallas	Joe Thornton	0	0	0	Voted to starting lineup
		Jonathan Cheechoo	0	1	1	Voted to starting lineup
		Patrick Marleau	1	0	1	2nd Fastest Skater during NHL Skills Competition
2005-06	NO ALL-STAR GAME DUE TO PARTICIPATION IN THE WINTER OLYMPICS					
2004-05	NO ALL-STAR GAME					
2003-04	Minnesota	Patrick Marleau	0	0	0	1st career appearance
2002-03	Florida	Teemu Selanne	0	0	0	Voted to starting lineup
2001-02	Los Angeles	Teemu Selanne	2	0	2	One of 2 players to score 2 goals in the 2002 contest. Voted to starting lineup
		Owen Nolan	0	0	0	Plus-3, 5 shots. Voted to starting lineup
		Vincent Damphousse	1	2	3	Scored opening goal, plus-3. Voted to starting line-up
2000-01	Colorado***	Marcus Ragnarsson	0	0	0	Led World Team in ice time (21:04)
1999-00	Toronto	Owen Nolan	0	0	0	4th career All-Star Appearance
1998-99	Tampa Bay	Marco Sturm	1	0	1	Scored World Team's first goal
1997-98	Vancouver	None Selected	—	—	—	
1996-97	San Jose**	Owen Nolan	3	0	3	Hat trick; led West in goals
		Tony Granato	0	0	0	Named as a starter
1995-96	Boston	Owen Nolan	0	0	0	2nd career appearance
1994-95	—	No All-Star Game Played	—	—	—	
1993-94	N.Y. Rangers	Sandis Ozolinsh	2	1	3	Led Western Conf. in scoring
1992-93	Montreal*	Kelly Kisio	1	1	2	1st career appearance
1991-92	Philadelphia	Doug Wilson	0	0	0	7th appearance, 6 with Chicago

SEASON	SITE	GOALTENDERS	MIN	GA	SVS	NOTES
2007-08	Atlanta	Evgeni Nabokov	20	0	8	First goalie to stop all shots in a period since Nikolai Khabibulin in 2002
2000-01	Colorado	Evgeni Nabokov	20	5	11	Finished 2nd in NHL Skills Competition
1993-94	N.Y. Rangers	Arturs Irbe	20	2	16	Stopped 16 of 18 shots

SEASON	SITE	COACH	RESULT	NOTES
2008-09	Montreal	Todd McLellan	12-11 SO loss	2nd first-year coach in ASG

* Pat Falloon was selected to play in 1992-93, but was unable to participate due to injury.

** Tony Granato was the Commissioner's Special Selection from the Western Conference and named starter for Joe Sakic (COL, injured).

*** Vincent Damphousse was selected to play in 2000-01, but was unable to participate due to injury.

SHARKS IN THE OLYMPICS

SEASON	HOST	SKATER	GP	G	A	PTS	COUNTRY
2006	Torino, Italy	Joe Thornton	6	1	2	3	Canada
		Christian Ehrhoff	5	1	1	2	Germany
		Marcel Goc	5	1	0	1	Germany
		Ville Nieminen	8	0	1	1	Finland
2002	Salt Lake City	Teemu Selanne	4	3	0	3	Finland
		Marcus Ragnarsson	4	0	2	2	Sweden
		Niklas Sundstrum	4	1	3	4	Sweden
		Owen Nolan	6	0	3	3	Canada
		Marco Sturm	5	0	1	1	Germany
		*Christian Ehrhoff	7	0	0	0	Germany
		Gary Suter	6	0	1	1	USA

SEASON	HOST	GOALTENDER	GP	SV%	GAA	SO	COUNTRY
2006	Torino, Italy	Evgeni Nabokov	6	.940	1.34	3	Russia
		**Thomas Greiss	1	.875	5.00	0	Germany

* — Christian Ehrhoff was a prospect playing in Germany at the time of the Olympics

** — Thomas Greiss was a prospect playing in Germany at the time of the Olympics



NHL AWARD WINNERS

HART MEMORIAL TROPHY

2005-06	Joe Thornton	Led the League with 125 points (29-96=125) in 81 games played. He edged out New York Rangers forward Jaromir Jagr and Calgary goaltender Miikka Kiprusoff.
---------	--------------	------------------------------------------------------------------------------------------------------------------------------------------------------------

ART ROSS TROPHY

2005-06	Joe Thornton	Led the League with 125 points (29-96=125) in 81 games played.
---------	--------------	----------------------------------------------------------------

MAURICE "ROCKET" RICHARD TROPHY

2005-06	Jonathan Cheechoo	Led NHL and set a career high with 56 goals. He also led the NHL in divisional goals, game-winning goals and home goals.
---------	-------------------	--------------------------------------------------------------------------------------------------------------------------

CALDER MEMORIAL TROPHY

2000-01	Evgeni Nabokov	Led rookie goaltenders in games played (66), minutes (3,700), wins (32), shots against (1,582) and shutouts (6). Also third in GAA (2.19) and save percentage (.915). Named NHL Player of the Week Jan. 22-28 and NHL Rookie of the Month for November and December 2000. First NHL goaltender to post 20 wins that season. Finished fourth in Vezina Trophy voting.
---------	----------------	----------------------------------------------------------------------------------------------------------------------------------------------------------------------------------------------------------------------------------------------------------------------------------------------------------------------------------------------------------------------

FIRST TEAM NHL ALL-STAR

2005-06	Joe Thornton	Led the League with 125 points (29-96=125).
2007-08	Evgeni Nabokov	Led NHL in wins (46) and tied for third in GAA (2.14).

SECOND TEAM NHL ALL-STAR

2007-08	Joe Thornton	Led NHL in assists (67) for third straight season.
2007-08	Brian Campbell	Among NHL top-five defensemen in points (62).
2008-09	Dan Boyle	Sixth amongst NHL defensemen in points (57).

BILL MASTERTON MEMORIAL TROPHY

1996-97	Tony Granato	76 GP, 25-15=40 pts., two hat tricks, started in All-Star Game, returned from February 1996 brain surgery.
---------	--------------	------------------------------------------------------------------------------------------------------------

NHL AWARD FINALISTS

LESTER B. PEARSON AWARD

2005-06	Joe Thornton	Finished second in voting
---------	--------------	---------------------------

LADY BYNG MEMORIAL TROPHY

2005-06	Patrick Marleau	Finished third in voting
---------	-----------------	--------------------------

JACK ADAMS AWARD

2008-09	Todd McLellan	Finished third in voting
2003-04	Ron Wilson	Finished second in voting
1993-94	Kevin Constantine	Finished second in voting

CALDER MEMORIAL TROPHY

1999-00	Brad Stuart	Finished second in voting
---------	-------------	---------------------------

FRANK J. SELKE TROPHY

2003-04	Alyn McCauley	Finished third in voting
1999-00	Mike Ricci	Finished third in voting



VEZINA TROPHY

2007-08	Evgeni Nabokov	Finished second in voting
---------	----------------	---------------------------

NHL ALL-ROOKIE TEAM

2006-07	Matt Carle	Led all rookie defensemen and finished sixth among all NHL rookies in points (42) and set several franchise rookie highs — including goals and points by a defenseman and power play goals.
	Marc-Edouard Vlasic	He and teammate Matt Carle became the second set of defensive teammates to be named to the NHL All-Rookie Team in the same season joining Detroit's Niklas Lidstrom and Vladimir Konstantinov (1991-92). Youngest defenseman in the League in 2006-07. His 23 assists were tied for seventh among all NHL rookies and also placed him sixth on the Sharks all-time single season list for rookies.
2000-01	Evgeni Nabokov	First among rookie goaltenders in games played (66), minutes (3,700), wins (32), shots against (1,582), shutouts (six), third in GAA (2.19) and save percentage (.915). Named NHL Player of the Week Jan. 22-28, NHL Rookie of the Month for November and December 2000. First NHL goaltender to post 20 wins in 2000-01 season. Overall, 11th in wins, sixth in GAA, T-10th in save pct., seventh in games played and eighth in minutes. Named to NHL's World All-Star Team. Finished fourth in Vezina Trophy voting.
1999-00	Brad Stuart	82 GP, 36 points (10 goals, 26 assists), first in scoring defensemen on team, seventh overall among rookie scorers, first among rookie defensemen.
1994-95	Jeff Friesen	48 GP, 25 points (15 goals, 10 assists), team-high five PPG.

NHL PLAYER OF THE MONTH

Dec. 2007	Evgeni Nabokov	10-4-1, 1.96 GAA, .925 sv. pct., 2 SO (NHL Third Star of the Month)
March 2007	Joe Thornton	Named NHL's Second Star of the Month leading all players in points (24, five goals and 19 assists) in 14 games.
Feb. 2004	Evgeni Nabokov	8-2-0, 1.75 GAA, .934 save pct., 3 shutouts (named DEFENSIVE PLAYER OF THE MONTH)
Feb. 2002	Evgeni Nabokov	6-0-0, 1.17 GAA, .952 save pct., 2 shutouts — first Shark to win the honor.

NHL ROOKIE OF THE MONTH

Jan. 2007	Ryane Clowe	11 GP, 9-7=16 pts.
Dec. 2000	Evgeni Nabokov	7-2-2, 2.11 GAA, .924 save pct., 2 shutouts
Nov. 2000	Evgeni Nabokov	8-2-1, 1.96 GAA, .925 save pct., 1 shutout
Nov. 1997	Marco Sturm	15 GP, 3-7=10 pts.
Dec. 1992	Rob Gaudreau	14 GP, 14-5=19 pts. (also recorded first two Sharks hat tricks on Dec. 3 and 12)

NHL PLAYER OF THE WEEK

March 24-30, 2008	Joe Thornton	4 GP, 7-1=8 (First Star)
March 3-9, 2008	Joe Thornton	4 GP, 2-5=7 (Third Star)
Dec. 24-30, 2007	Evgeni Nabokov	3-0-0, 1.34 GAA, .949 sv. pct., 1 SO (Third Star)
Nov. 12-18, 2007	Evgeni Nabokov	3-0-1, .96 GAA, .959 sv. pct., 2 SO (Second Star)
March 19-25, 2007	Jonathan Cheechoo	3 GP, 6-2=8 (Second Star)
March 12-18, 2007	Joe Thornton	4 GP, 4-6=10 (First Star)
March 5-11, 2007	Evgeni Nabokov	2-0-1, .66 GAA, .976 sv. pct. (Third Star)
Jan. 1-7, 2007	Joe Thornton	2 GP, 0-7=7 (Third Star)
April 10-16, 2006	Joe Thornton	4 GP, 1-11=12, plus-7 plus/minus rating for the week
	Jonathan Cheechoo	4 GP, 7-4=11, plus-5 plus/minus rating for the week
April 3-9, 2006	Vesa Toskala	4-0-0, .98 GAA, .950 save pct., 1 SO (named DEFENSIVE PLAYER OF THE WEEK)



NHL AWARD FINALISTS/HONORS

March 20-26, 2006	Vesa Toskala	3-0-0, 1.66 GAA, .946 save pct, 1 SO (named DEFENSIVE PLAYER OF THE WEEK)
Feb. 6-12, 2006	Patrick Marleau	4 GP, 4-6=10, plus-1 plus/minus rating for week
Dec. 5-11, 2005	Joe Thornton	3 GP, 2-6=8, plus-2 plus/minus rating for week
Nov. 28-Dec. 4, 2005	Patrick Marleau	3 GP, 1-5=6, plus-3 plus/minus rating for week
March 22-28, 2004	Evgeni Nabokov	3-0-0, 1.64 GAA, .944 save pct., 2 SO (named DEFENSIVE PLAYER OF THE WEEK)
Feb. 4-10, 2002	Evgeni Nabokov	3-0-0, 0.67 GAA, .968 save pct., 2 SO
Jan. 22-28, 2001	Evgeni Nabokov	2-0-1, 1.30 GAA, .947 save pct.
Dec. 6-12, 2000	Owen Nolan	3 GP, 4-2=6, plus-5
Oct. 11-17, 1999	Steve Shields	3-0-0, 0.83 GAA, .979 sv pct., 1 SO, set Sharks consecutive scoreless streak at 141:46
March 8-14, 1999	Steve Shields	3-0-0, 1.33 GAA, .948 save pct., 1 SO
Feb. 8-14, 1999	Mike Vernon	3-0-0, 1.00 GAA, .961 save pct.
Dec. 15-21, 1997	Mike Vernon	2-0-1, 0.97 GAA, .958 save pct., 1 SO
Nov. 22-28, 1993	Arturs Irbe	
	(co-Player of the Week)	3-0-0 2.33 GAA, 2nd career shutout
Feb. 28-March 6, 1994	Sergei Makarov	3 GP, 4-3=7, plus-6 plus/minus rating for week

BILL MASTERTON MEMORIAL TROPHY NOMINEES

The Bay Area chapter of the Professional Hockey Writers Association votes for the San Jose Sharks nominee for the Bill Masterton Memorial Trophy. Each NHL team selects a nominee for the award, which is presented to the player who best exemplifies the qualities of perseverance, sportsmanship and dedication to hockey.

2008-09	Claude Lemieux	1998-99	Bryan Marchment
2007-08	Jeremy Roenick	1997-98	Kelly Hrudey
2006-07	Curtis Brown	1996-97	Tony Granato*
2005-06	Scott Thornton	1995-96	Jeff Odgers
2003-04	Vincent Damphousse	1994-95	Igor Larionov
2002-03	Teemu Selanne	1993-94	Sergei Makarov
2001-02	Vincent Damphousse	1992-93	Kelly Kisio
2000-01	Gary Suter	1991-92	Doug Wilson
1999-00	Gary Suter		* — Won Trophy

KING CLANCY MEMORIAL TROPHY NOMINEES

The King Clancy Memorial Trophy is presented to "the player who best exemplifies leadership qualities on and off the ice and has made a noteworthy contribution in his community." Team members nominate a player to represent each NHL club in league-wide voting.

2008-09	Patrick Marleau
2007-08	Curtis Brown
2006-07	Patrick Marleau
2005-06	Scott Thornton
2003-04	Mike Ricci
2002-03	Adam Graves
2001-02	Adam Graves
2000-01	Tony Granato
1999-00	Tony Granato
1998-99	Ron Sutter
1997-98	Jeff Friesen
1996-97	Tony Granato
1995-96	Jeff Odgers
1994-95	Jeff Odgers
1993-94	Arturs Irbe
1992-93	Doug Wilson
1991-92	Doug Wilson



Gary Suter



"SHARKS PLAYER OF THE YEAR" AWARD

This annual award was established in the franchise's inaugural season and is voted upon by Bay Area media to recognize the Sharks player making the greatest overall contribution to the success of the San Jose Sharks.

2008-09	Patrick Marleau	2001-02	Mike Ricci	1996-97	Jeff Friesen
2007-08	Evgeni Nabokov	2000-01	Evgeni Nabokov	1995-96	Jamie Baker
2006-07	Joe Thornton	1999-00	Owen Nolan	1994-95	Ulf Dahlen
2005-06	Joe Thornton	1998-99	Mike Vernon/ Steve Shields	1993-94	Arturs Irbe
2003-04	Patrick Marleau		Mike Vernon	1992-93	Kelly Kisio
2002-03	Teemu Selanne	1997-98		1991-92	Jeff Hackett

"SHARKS PLAYER OF THE MONTH" AWARD

This monthly award was established in the 1997-98 season and is voted upon by Bay Area media to recognize the Sharks player making the greatest overall contribution to the success of the San Jose Sharks.

1997-98

October 1997	Bill Houlder
November 1997	Marco Sturm
December 1997	Mike Vernon
January 1998	Mike Rathje
February 1998	None — Olympics
March 1998	Jeff Friesen

1998-99

October 1998	Marco Sturm
November 1998	Jeff Friesen
December 1998	Mike Ricci
January 1999	Owen Nolan
February 1999	Mike Vernon
March 1999	Steve Shields

1999-00

October 1999	Owen Nolan/ Steve Shields
November 1999	Vincent Damphousse
December 1999	Owen Nolan
January 2000	Mike Ricci
February 2000	Brad Stuart
March 2000	Vincent Damphousse

2000-01

October 2000	Evgeni Nabokov
November 2000	Vincent Damphousse
December 2000	Evgeni Nabokov
January 2001	Owen Nolan
February 2001	Niklas Sundstrom
March 2001	Mike Ricci

2001-02

October 2001	Vincent Damphousse
November 2001	Evgeni Nabokov
December 2001	Mike Ricci
January 2002	Brad Stuart
February 2002	Evgeni Nabokov
March 2002	Scott Thornton

2002-03

October 2002	Vincent Damphousse
November 2002	Patrick Marleau
December 2002	Teemu Selanne
January 2003	Owen Nolan
February 2003	Scott Hannan

2003-04

October 2003	Scott Hannan
November 2003	Vesa Toskala
December 2003	Patrick Marleau, Evgeni Nabokov
January 2004	Mike Rathje
February 2004	Marco Sturm
March 2004	Jonathan Cheechoo

2005-06

October 2005	Kyle McLaren
November 2005	Patrick Marleau
December 2005	Joe Thornton
January 2006	Jonathan Cheechoo
February 2006	Vesa Toskala
March 2006	Vesa Toskala
April 2006	Joe Thornton

2006-07

October 2006	Milan Michalek
November 2006	Evgeni Nabokov
December 2006	Vesa Toskala
January 2007	Joe Thornton
February 2007	Patrick Marleau
March 2007	Joe Thornton

2007-08

October 2007	Evgeni Nabokov
November 2007	Joe Thornton
December 2007	Evgeni Nabokov
January 2008	Craig Rivet
February 2008	Jonathan Cheechoo
March 2008	The Entire Sharks Team

2008-09

October 2008	Patrick Marleau
November 2008	Rob Blake
December 2008	Joe Thornton
January 2009	Milan Michalek
February 2009	Joe Pavelski
March 2009	Evgeni Nabokov



TEAM HONORS

PLAYSTATION "SHARKS ROOKIE OF THE YEAR" AWARD

This annual award was introduced in 1994-95 and is voted upon by Bay Area media to recognize the Sharks player adjudged to be the best in his first season of NHL competition. Sony Computer Entertainment presented a check for \$2,500 to the Sharks Foundation as recognition of the winner's accomplishment.

2008-09	Tomas Plihal	1999-00	Brad Stuart
2007-08	Torrey Mitchell	1998-99	Alexander Korolyuk
2006-07	Marc-Edouard Vlasic	1997-98	Patrick Marleau,
2005-06	Milan Michalek		Marco Sturm,
2003-04	Tom Preissing		Andrei Zyuzin
2002-03	Jim Fahey	1996-97	Stephen Guolla
2001-02	Matt Bradley	1995-96	Marcus Ragnarsson
2000-01	Evgeni Nabokov	1994-95	Jeff Friesen

PLAYSTATION "THREE STARS OF THE GAME" AWARD

Introduced in 2003-04, this award recognizes the Sharks players who received the most credit for being selected as one of the three stars of the game. Each No. 1 star selection earned five points, No. 2 stars received three points and No. 3 stars got one point. The three stars are listed on the official NHL game sheet distributed by the game's official scorekeepers. The three stars are chosen by members of the media based on the player's performance each game. Sony Computer Entertainment presented a check for \$2,500 to the Sharks Foundation as recognition of the winner's accomplishment.

2008-09	Patrick Marleau
2007-08	Joe Thornton
2006-07	Joe Thornton
2005-06	Jonathan Cheechoo
2003-04	Patrick Marleau

SHARKS IRONMAN AWARD

The Sharks Ironman Award, established in the 1998-99 season, was awarded to the player(s) whose grit, determination and perseverance allowed them to lead the club in games played during the regular season at the time the award was presented.

2001-02	Vincent Damphousse, Teemu Selanne, Brad Stuart, Gary Suter (82)
2000-01	Niklas Sundstrom (82), Marco Sturm (81)
1999-00	Vincent Damphousse, Jeff Friesen, Mike Ricci, Brad Stuart (82), Patrick Marleau (81)
1998-99	Mike Ricci, Mike Rathje (82)



Jeff Friesen won the first PlayStation "Sharks Rookie of the Year" Award in 1994-95.



MOST REGULAR SEASON GAMES PLAYED

	GP
Modano, Mike	77
Sydor, Darryl	76
Doan, Shane	72
Marchant, Todd	70
Blake, Rob	69
Selanne, Teemu	69
Zubov, Sergei	68
Norstrom, Mattias	66
Tkachuk, Keith	64
Weight, Doug	64
Lidstrom, Nicklas	63
Robitaille, Luc	62
Carney, Keith	61
Lehtinen, Jere	61
Ronning, Cliff	61
Buchberger, Kelly	60
Numminen, Teppo	60
Laperriere, Ian	59
Linden, Trevor	59
Boucher, Philippe	58
O'Donnell, Sean	57
Pronger, Chris	57
Kariya, Paul	56
Richardson, Luke	56
3 tied	55

MOST REGULAR SEASON GOALS

	GP	G
Selanne, Teemu	69	45
Shanahan, Brendan	53	34
Tkachuk, Keith	64	33
Fleury, Theo	54	30
Nieuwendyk, Joe	53	29
Sakic, Joe	52	28
Young, Scott	49	26
Arnott, Jason	50	26
Robitaille, Luc	62	26
Bure, Pavel	39	24
Kariya, Paul	56	24
Fedorov, Sergei	55	23
Ronning, Cliff	61	23
Modano, Mike	77	23
Hull, Brett	51	22
Turgeon, Pierre	42	21
Sandstrom, Tomas	32	20
Iginla, Jarome	49	19
Roenick, Jeremy	55	19
Guerin, Bill	41	18
Gelinas, Martin	53	18
Lehtinen, Jere	61	18
6 tied		17

MOST REGULAR SEASON ASSISTS

	GP	A
Sakic, Joe	52	47
Modano, Mike	77	47
Lidstrom, Nicklas	63	44
MacInnis, Al	53	43
Selanne, Teemu	69	43
Weight, Doug	64	42
Gretzky, Wayne	32	39
Ronning, Cliff	61	37
Kariya, Paul	56	36



Luc Robitaille

Shanahan, Brendan	53	33
Lemieux, Mario	14	32
Oates, Adam	27	31
Fleury, Theo	54	31
Fedorov, Sergei	55	31
Robitaille, Luc	62	31
Tkachuk, Keith	64	31
Hull, Brett	51	30
Zubov, Sergei	68	30
Coffey, Paul	25	29
Housley, Phil	45	29
Pronger, Chris	57	29
Numminen, Teppo	60	29
Yzerman, Steve	45	28
Niedermayer, Scott	46	28
3 tied		27

MOST REGULAR SEASON POINTS

	GP	G	A	PTS
Selanne, Teemu	69	45	43	88
Sakic, Joe	52	28	47	75
Modano, Mike	77	23	47	70
Shanahan, Brendan	53	34	33	67
Tkachuk, Keith	64	33	31	64
Fleury, Theo	54	30	31	61
Kariya, Paul	56	24	36	60
Ronning, Cliff	61	23	37	60
Robitaille, Luc	62	26	31	57
MacInnis, Al	53	12	43	55
Lidstrom, Nicklas	63	11	44	55
Fedorov, Sergei	55	23	31	54
Weight, Doug	64	11	42	53
Hull, Brett	51	22	30	52
Gretzky, Wayne	32	12	39	51
Arnott, Jason	50	26	24	50
Lemieux, Mario	14	17	32	49
Turgeon, Pierre	42	21	25	46
Nieuwendyk, Joe	53	29	16	45
Young, Scott	49	26	18	44
Roenick, Jeremy	55	19	25	44
Doan, Shane	72	17	27	44
Yzerman, Steve	45	15	28	43
Sundin, Mats	34	16	26	42
3 tied				40



OPPONENT LEADERS VS. SAN JOSE

MOST REGULAR SEASON PIM

	GP	PIM
Brashear, Donald	35	136
Rychel, Warren	27	127
Blake, Rob	69	126
Domi, Tie	30	121
Tkachuk, Keith	64	119
Johnson, Matt	25	118
Probert, Bob	33	116
Odjick, Gino	32	114
McCarty, Darren	41	110
Manson, Dave	42	101
Richardson, Luke	56	101
Murzyn, Dana	32	99
Shanahan, Brendan	53	99
Fleury, Theo	54	95
Laperriere, Ian	59	95
Weight, Doug	64	95
DeBrusk, Louie	28	94
Baumgartner, Ken	19	93
Hatcher, Derian	48	92
Hulse, Cale	36	91
Mayers, Jamal	30	88
Ewen, Todd	18	87
McSorley, Marty	25	85
Roberts, Gary	31	83
Baron, Murray	46	83




Joe Sakic

OPPONENT GOALTENDING LEADERS VS. SAN JOSE

MOST REGULAR SEASON GAMES PLAYED

	GP
Joseph, Curtis	47
Turco, Marty	39
Belfour, Ed	37
Roy, Patrick	36
Hebert, Guy	34
Potvin, Felix	33
Khabibulin, Nikolai	32
Giguere, Jean-Sebastien	31
Ranford, Bill	29
Roloson, Dwayne	28
Osgood, Chris	27
Burke, Sean	26
Vernon, Mike	26
McLean, Kirk	24
Fuhr, Grant	23
Vokoun, Tomas	23
Thibault, Jocelyn	22
Hrudey, Kelly	21
Salo, Tommy	21
Tugnutt, Ron	21
Turek, Roman	20
Legace, Manny	19
Essensa, Bob	18
Kiprusoff, Miikka	18
3 tied	17



Guy Hebert



MOST REGULAR SEASON WINS

	GP	W
Joseph, Curtis	47	34
Roy, Patrick	36	25
Turco, Marty	39	21
Vernon, Mike	26	19
McLean, Kirk	24	17
Khabibulin, Nikolai	32	17
Potvin, Felix	33	17
Hebert, Guy	34	17
Osgood, Chris	27	16
Giguere, Jean-Sebastien	31	15
Vokoun, Tomas	23	14
Ranford, Bill	29	14
Belfour, Ed	37	14
Fuhr, Grant	23	13
Roloson, Dwayne	28	11
Kiprusoff, Miikka	18	10
Hrudey, Kelly	21	10
Kidd, Trevor	15	9
Brodeur, Martin	17	9
Hasek, Dominik	17	9
Essensa, Bob	18	9
Legace, Manny	19	9
Turek, Roman	20	9
Thibault, Jocelyn	22	9
6 tied		8



Sean Burke

MOST REGULAR SEASON LOSSES

	GP	L
Belfour, Ed	37	17
Burke, Sean	26	16
Giguere, Jean-Sebastien	31	13
Hebert, Guy	34	13
Roloson, Dwayne	28	12
Turco, Marty	39	12
Thibault, Jocelyn	22	11
Potvin, Felix	33	11
Joseph, Curtis	47	11
Tugnut, Ron	21	10
Denis, Marc	14	9
Osgood, Chris	27	9
Ranford, Bill	29	9
Khabibulin, Nikolai	32	9
Kolzig, Olaf	10	8
Lalime, Patrick	12	8
Luongo, Roberto	15	8
Legace, Manny	19	8
Vokoun, Tomas	23	8
Kiprusoff, Miikka	18	7
Hrudey, Kelly	21	7
Fuhr, Grant	23	7
Turek, Roman	20	7
11 tied		6

MOST REGULAR SEASON TIES

	GP	T
Salo, Tommy	21	7
Belfour, Ed	37	5
Potvin, Felix	33	5
Essensa, Bob	18	4

Hrudey, Kelly	21	4
Ranford, Bill	29	4
Roy, Patrick	36	4
Vanbiesbrouck, John	14	4
Brathwaite, Fred	11	3
Hackett, Jeff	1	3
Hasek, Dominik	13	3
Hebert, Guy	34	3
Rhodes, Damian	10	3
Roloson, Dwayne	18	3
Vernon, Mike	26	3
15 tied		2

MOST REGULAR SEASON MINUTES

	GP	MINS
Joseph, Curtis	47	2785
Turco, Marty	39	2239
Belfour, Ed	37	2168
Roy, Patrick	36	2118
Potvin, Felix	33	1931
Hebert, Guy	34	1922
Khabibulin, Nikolai	32	1886
Giguere, Jean-Sebastien	31	1803
Ranford, Bill	29	1647
Roloson, Dwayne	28	1572
Osgood, Chris	27	1510
Vernon, Mike	26	1469
Burke, Sean	26	1458
McLean, Kirk	24	1401
Vokoun, Tomas	23	1346
Salo, Tommy	21	1297
Thibault, Jocelyn	22	1287
Hrudey, Kelly	21	1273
Fuhr, Grant	23	1202
Tugnut, Ron	21	1145



OPPONENT GOALTENDING LEADERS VS. SAN JOSE

(CONTINUED)

Legace, Manny	19	1106
Turek, Roman	20	1104
Essensa, Bob	18	1065
Kiprusoff, Miikka	18	1025
Brodeur, Martin	17	1021

BEST REGULAR SEASON GAA (Min. 5 GP)

	GP	GAA
Terreri, Chris	9	1.57
Roy, Patrick	36	1.59
Conklin, Ty	7	1.68
Storr, Jamie	12	1.79
Biron, Martin	6	1.81
Vanbiesbrouck, John	14	1.82
Vernon, Mike	26	1.84
Fernandez, Manny	15	1.93
Hackett, Jeff	11	1.95
Johnson, Brent	10	2.08
Casey, Jon	6	2.11
Brathwaite, Fred	11	2.11
Wregget, Ken	5	2.14
LaBarbera, Jason	10	2.16
Dunham, Mike	9	2.19
Joseph, Curtis	47	2.20
Hiller, Jonas	6	2.21
McLean, Kirk	24	2.23
Salo, Tommy	21	2.27
Turco, Marty	39	2.28
Puppa, Daren	8	2.29
Brodeur, Martin	17	2.29
Hextall, Ron	9	2.32
Gerber, Martin	8	2.35
Aubin, Jean-Sebastien	6	2.35

BEST REG. SEASON SAVE PCT. (Min. 5 GP)

	GP	SAVE %
Terreri, Chris	9	.941
Conklin, Ty	7	.940
Weekes, Kevin	5	.939
Roy, Patrick	36	.937
Storr, Jamie	12	.935
Vanbiesbrouck, John	14	.931
Biron, Martin	6	.930
Hiller, Jonas	6	.929
Fernandez, Manny	15	.929
LaBarbera, Jason	10	.927
Brathwaite, Fred	11	.927
Aubin, Jean-Sebastien	6	.927
Vernon, Mike	26	.926
Aebischer, David	7	.922
Joseph, Curtis	47	.922
Gerber, Martin	8	.921
Hextall, Ron	9	.921
Bryzgalov, Ilya	17	.920
Theodore, Jose	12	.919
Dunham, Mike	9	.918
Billington, Craig	10	.918
Khabibulin, Nikolai	32	.918
Ersberg, Erik	5	.918
Hackett, Jeff	11	.917
Kidd, Trevor	15	.915



Felix Potvin

2007-08 SEASON REVIEW



SEASON HIGHLIGHTS

- San Jose set then-team records for most points (108) and points percentage (.659), road wins (27), most road points (58), fewest shots allowed (1,961), fewest power play goals allowed (44) and fewest regulation losses (23) in a single season.
- San Jose also set team standards for longest overall winning streak (11 games, Feb. 21, 2008 at Philadelphia through March 14, 2008 vs. St. Louis), longest road winning streak (10 games, Nov. 14, 2007 at Dallas through Dec. 31, 2007 at Minnesota), most consecutive overall games recording a point (20, Feb. 21, 2008 at Philadelphia through April 1, 2008 vs. Los Angeles) and most consecutive road games recording a point (14, Oct. 29, 2007 at Dallas through Jan. 13, 2008 at Anaheim).
- **G Evgeni Nabokov** finished second in the Vezina Trophy voting after achieving team regular season goaltending records in wins (50), appearances (77), minutes (4,561), most consecutive starts (50) and consecutive wins (10). Nabokov also played in his second NHL All-Star Game and became the first goaltender since 2002 to stop all of the shots he faced (eight in the second).
- **Coach Ron Wilson** led San Jose to their third Pacific Division Championship, second in his tenure. He became the 11th coach to win 500 NHL games on Feb. 9, 2008 vs. Nashville. Wilson also won his 200th game as Sharks head coach on March 18, 2008 at Los Angeles, surpassing Darryl Sutter to set the record for most wins (206).

MAJOR TRANSACTIONS

- Relieved Ron Wilson of head coaching duties on May 12, 2008.
- Acquired **D Brian Campbell** along with a seventh round selection in the 2008 NHL Entry Draft from Buffalo in exchange for RW Steve Bernier and a first round selection in the 2008 NHL Entry Draft on Feb. 26, 2008.

PACIFIC DIVISION

	GP	W	L	OTL	GF	GA	PTS
SAN JOSE (2)	82	49	23	10	222	193	108
ANAHEIM (4)	82	47	27	8	205	191	102
DALLAS (5)	82	45	30	7	242	207	97
PHOENIX (12)	82	38	37	7	214	231	83
LOS ANGELES (15)	82	32	43	7	231	266	71

FINAL STATISTICS

P	NO	PLAYER	GP	G	A	PTS	PIM
C	19	JOE THORNTON	82	29	67	96	59
D	51	B. CAMPBELL	(BUF)	63	5	38	43
		(S.J.)	20	3	16	19	8
		(TTL)	83	8	54	62	20
L	9	MILAN MICHALEK	79	24	31	55	47
C	12	PATRICK MARLEAU	78	19	29	48	33
C	8	JOE PAVELSKI	82	19	21	40	28
R	14	J. CHEECHOO	69	23	14	37	46
D	52	CRAIG RIVET	74	5	30	35	104
C	27	JEREMY ROENICK	69	14	19	33	26
R	26	**STEVE BERNIER	59	13	10	23	62
R	25	MIKE GRIER	78	9	13	22	24
D	10	CHRISTIAN EHRRHOFF	77	1	21	22	72
C	17	*TORREY MITCHELL	82	10	10	20	50
R	16	*DEVIN SETOGUCHI	44	11	6	17	8
L	34	PATRICK RISSMILLER	79	8	9	17	30
D	24	SANDIS OZOLINSKI	39	3	13	16	24
D	18	MATT CARLE	62	2	13	15	26
D	44	M-E VLASIC	82	2	12	14	24
D	4	KYLE McLAREN	61	3	8	11	84
D	3	DOUGLAS MURRAY	66	1	9	10	98
C	37	CURTIS BROWN	33	5	4	9	10
C	11	MARCEL GOC	51	5	3	8	12
L	29	RYANE CLOWE	15	3	5	8	22
L	45	JODY SHELLEY	(CBJ)	31	0	0	44
		(S.J.)	31	1	6	7	91
		(TTL)	62	1	6	7	135
D	21	ALEXEI SEMENOV	22	1	3	4	36
C	39	*TOMAS PLIHAK	22	2	1	3	4
G	20	EVGENI NABOKOV	77	0	2	2	12
C	47	*TOM CAVANAGH	1	0	1	1	0
D	5	**ROB DAVISON	15	0	0	0	21
C	46	*MIKE IGGULDEN	1	0	0	0	0
G	30	*DIMITRI PATZOLD	3	0	0	0	0
L	43	*LUKAS KASPAR	3	0	0	0	0
G	1	*THOMAS GREISS	3	0	0	0	0
G	33	BRIAN BOUCHER	5	0	0	0	0

* — ROOKIE

** — TRADED DURING THE SEASON (STATS ARE WITH SAN JOSE ONLY)

GAME-BY-GAME RESULTS

GA	DATE	OPPONENT/RESULT	RECORD
1	10/4	@ Edmonton	2-3 L**
2	10/5	@ Vancouver	3-1 W
3	10/7	@ Colorado	2-6 L
4	10/10	@ Chicago	2-1 W
5	10/13	Boston	1-2 L
6	10/15	@ Vancouver	4-2 W
7	10/18	Detroit	2-4 L
8	10/20	Nashville	3-0 W
9	10/22	@ Calgary	4-1 W
10	10/26	@ Detroit	1-5 L
11	10/27	@ Columbus	1-2 L
12	10/29	@ Dallas	4-2 W
13	11/2	Los Angeles	2-5 L
14	11/3	@ Los Angeles	3-1 W
15	11/7	Dallas	1-3 L
16	11/9	@ Anaheim	2-3 L**
17	11/10	Phoenix	4-1 W
18	11/12	Phoenix	5-0 W
19	11/14	@ Dallas	4-3 W**
20	11/15	@ Phoenix	6-0 W
21	11/17	Anaheim	1-2 L**
22	11/24	Los Angeles	1-2 L
23	11/28	Los Angeles	3-2 L**
24	11/30	Colorado	2-3 W
25	12/3	@ Colorado	3-2 W
26	12/5	@ Dallas	3-2 W
27	12/7	@ Phoenix	1-0 W
28	12/8	Buffalo	1-7 L
29	12/11	Minnesota	4-1 W
30	12/13	Vancouver	5-2 W
31	12/15	Dallas	2-4 L
32	12/16	@ Anaheim	2-1 W
33	12/18	Anaheim	0-2 L
34	12/20	Phoenix	2-3 L**
35	12/22	Anaheim	2-5 L
36	12/26	@ Los Angeles	3-2 W
37	12/28	@ St. Louis	1-0 W
38	12/29	@ Nashville	5-2 W
39	12/31	@ Minnesota	3-2 W
40	1/3	Calgary	2-3 L*
41	1/5	Columbus	3-2 W
42	1/10	Vancouver	3-1 W
43	1/12	Toronto	3-2 W
44	1/13	@ Anaheim	3-4 L*
45	1/15	@ Phoenix	3-5 L
46	1/17	Dallas	2-4 L
47	1/19	Detroit	3-6 L
48	1/22	Chicago	3-2 W
49	1/24	St. Louis	4-1 W
50	1/29	@ Edmonton	3-0 W
51	1/30	@ Calgary	4-5 L
52	2/2	Chicago	3-2 W**
53	2/6	Colorado	1-3 L
54	2/8	Columbus	2-1 W
55	2/9	Nashville	4-3 W
56	2/12	Calgary	3-4 L*
57	2/14	Edmonton	2-3 L
58	2/17	@ NY Rangers	1-3 L
59	2/18	@ NY Islanders	2-3 L
60	2/20	@ New Jersey	2-3 L
61	2/21	@ Philadelphia	3-1 W
62	2/24	@ Pittsburgh	2-1 W**
63	2/27	@ Columbus	4-2 W
64	2/29	@ Detroit	3-2 W
65	3/1	@ St. Louis	2-0 W
66	3/3	Montreal	6-4 W
67	3/5	Ottawa	3-2 W*
68	3/7	@ Chicago	3-2 W
69	3/9	@ Minnesota	3-2 W**
70	3/11	@ Nashville	2-1 W
71	3/14	St. Louis	4-1 W
72	3/16	Edmonton	1-2 L**
73	3/18	@ Los Angeles	2-1 W
74	3/19	Minnesota	4-3 W**
75	3/21	Anaheim	2-1 W
76	3/25	@ Phoenix	4-5 L*
77	3/27	Dallas	3-2 W*
78	3/28	@ Anaheim	3-1 W
79	3/30	Phoenix	3-1 W
80	4/1	Los Angeles	5-2 W
81	4/3	@ Los Angeles	2-4 L
82	4/6	@ Dallas	2-4 L

* — OVERTIME

** — SHOOTOUT

GOALTENDERS

NO.	GOALTENDER	GP	MINS	AVG	W	L	T	EN	SO	GA	SA	SV %	G	A	PIM
33	BRIAN BOUCHER	5	238	1.76	3	1	1	0	1	7	103	.932	0	0	0
20	E. NABOKOV	77	4561	2.14	46	21	8	6	6	163	1802	.910	0	2	12
1	*THOMAS GREISS	3	129	3.26	0	1	1	0	0	7	50	.860	0	0	0
30	*D. PATZOLD	3	44	5.45	0	0	0	0	0	4	20	.800	0	0	0
	TOTALS	82	5000	2.24	49	23	10	6	7	187	1981	.906			



2006-07 SEASON REVIEW

SEASON HIGHLIGHTS

- San Jose set a franchise record and led the League with 26 road wins. In addition, the Sharks set club marks for wins in a season (51) and points (107).
- Goaltenders **Evgeni Nabokov** (seven) and **Vesa Toskala** (four) combined to tie a San Jose record with 11 shutouts.
- Defensemen **Marc-Edouard Vlasic** and **Matt Carle** were named to the NHL All-Rookie Team. The duo became the second pair of defensive teammates in NHL history to be named to the team in the same year (1991-92 — Detroit's Nicklas Lidstrom and Vladimir Konstantinov).
- **C Patrick Marleau** broke the franchise record for most goals in franchise history (Owen Nolan, 206) with the game-winner vs. Los Angeles on Jan. 11. Marleau also surpassed Nolan's all-time marks for points (451), assists (245) and Mike Rathje's standard for games played (671).
- San Jose set an NHL record by playing in 49 consecutive games without going into overtime (surpassing Toronto's 41 in 1996-97).
- **Ron Wilson** became the 13th coach in NHL history to coach in 1,000 games on March 18 at Colorado.

MAJOR TRANSACTIONS

- Acquired **D Craig Rivet** and a fifth round selection in the 2008 NHL Entry Draft from Montreal in exchange for D Josh Gorges and San Jose's first selection in the 2007 NHL Entry Draft on Feb. 25, 2007.
- Acquired **RW Bill Guerin** from St. Louis in exchange for LW Ville Nieminen, RW Jay Barriball and a first round selection in the 2007 NHL Entry Draft on Feb. 27, 2007.

PACIFIC DIVISION

	GP	W	L	OTL	GF	GA	PTS
ANAHEIM (2)	82	48	20	14	258	208	110
SAN JOSE (5)	82	51	26	5	258	199	107
DALLAS (6)	82	50	25	7	226	197	107
LOS ANGELES (14)	82	27	41	14	227	283	68
PHOENIX (15)	82	31	46	5	216	284	67

FINAL STATISTICS

P	NO	PLAYER	GP	G	A	PTS	PIM
C	19	JOE THORNTON	82	22	92	114	44
C	12	PATRICK MARLEAU	77	32	46	78	33
R	14	J. CHEECHOO	76	37	32	69	69
R	9	M. MICHALEK	78	26	40	66	36
R	13	BILL GUERIN	(STL)	61	28	19	47
		(S.J.)	16	8	1	9	14
		(TOTAL)	77	36	20	56	66
D	18	*MATT CARLE	77	11	31	42	30
L	29	*RYANE CLOWE	58	16	18	34	78
R	25	MIKE GRIER	81	16	17	33	43
D	10	C. EHRRHOFF	82	10	23	33	63
R	26	STEVE BERNIER	62	15	16	31	29
C	8	*JOE PAVELSKI	46	14	14	28	18
D	44	*M-E VLASIC	81	3	23	26	118
D	52	CRAIG RIVET	(MTL)	54	6	10	16
		(S.J.)	17	1	7	2	12
		(TOTAL)	71	7	17	24	69
D	22	SCOTT HANNAN	79	4	20	24	38
C	34	PATRICK RISSMILLER	79	7	15	22	22
L	7	MARK BELL	71	11	10	21	83
C	37	CURTIS BROWN	78	8	12	20	56
D	4	KYLE MCCLAREN	67	5	12	17	61
C	11	MARCEL GOC	78	5	8	13	24
C	16	MARK SMITH	41	3	10	13	42
D	6	**JOSH GORGES	47	1	3	4	26
D	3	DOUGLAS MURRAY	35	0	3	3	31
G	35	VESA TOSKALA	38	0	3	3	0
D	5	ROB DAVISON	22	0	2	2	27
L	15	**VILLE NIEMINEN	30	1	1	2	14
R	29	**SCOTT PARKER	11	0	0	0	22
G	20	EVGENI NABOKOV	50	0	0	0	6
L	49	MATHEU DARCHÉ	2	0	0	0	0
C	39	*TOMAS PILHAL	3	0	0	0	0

* — ROOKIE

** — TRADED DURING THE SEASON (SAN JOSE STATS ONLY)

GAME-BY-GAME RESULTS

GA	DATE	OPPONENT	RESULT	RECORD
1	10/5	ST. LOUIS	5-4 W*	1-0-0
2	10/7	NY ISLANDERS	2-0 W	2-0-0
3	10/9	@ CALGARY	4-1 W	3-0-0
4	10/12	@ EDMONTON	4-6 L	3-1-0
5	10/13	@ VANCOUVER	6-4 W	4-1-0
6	10/17	DALLAS	2-0 W	5-1-0
7	10/19	DETROIT	5-1 W	6-1-0
8	10/21	MINNESOTA	1-4 L	6-2-0
9	10/23	@ COLUMBUS	3-0 W	7-2-0
10	10/25	@ DETROIT	1-2 L	7-3-0
11	10/26	@ NASHVILLE	3-4 L	7-4-0
12	10/29	@ TAMPA BAY	4-2 W	8-4-0
13	10/31	@ FLORIDA	2-1 W	9-4-0
4	11/2	NY RANGERS	1-3 L	9-5-0
15	11/4	PITTSBURGH	3-2 W	10-5-0
16	11/7	MINNESOTA	3-1 W	11-5-0
17	11/9	@ LOS ANGELES	7-3 W	12-5-0
18	11/11	@ PHOENIX	2-1 W	13-5-0
19	11/13	@ LOS ANGELES	2-4 L	13-6-0
20	11/15	@ COLORADO	4-3 W	14-6-0
21	11/18	PHILADELPHIA	6-1 W	15-6-0
22	11/21	@ ANAHEIM	0-5 L	15-7-0
23	11/22	LOS ANGELES	6-3 W	16-7-0
24	11/25	NEW JERSEY	2-0 W	17-7-0
25	11/28	@ ST. LOUIS	2-0 W	18-7-0
26	11/29	@ MINNESOTA	2-1 W	19-7-0
27	12/2	@ DETROIT	3-2 W	20-7-0
28	12/4	@ DALLAS	0-1 L	20-8-0
29	12/7	COLORADO	2-5 L	20-9-0
30	12/9	NASHVILLE	3-1 W	21-9-0
31	12/11	PHOENIX	4-0 W	22-9-0
32	12/12	@ LOS ANGELES	3-1 W	23-9-0
33	12/14 L	OS ANGELES	2-4 L	23-10-0
34	12/16	ANAHEIM	4-3 W	24-10-0
35	12/21	DALLAS	0-3 L	24-11-0
36	12/23	CALGARY	4-1 W	25-11-0
37	12/26	ANAHEIM	3-4 L	25-12-0
38	12/28	PHOENIX	2-3 L	25-13-0
39	12/30	@ PHOENIX	0-8 L	25-14-0
40	12/31	@ DALLAS	4-2 W	26-14-0
41	1/4	DETROIT	9-4 W	27-14-0
42	1/6	COLUMBUS	5-2 W	28-14-0
43	1/10	EDMONTON	2-3 L	28-15-0
44	1/11	@ LOS ANGELES	5-2 W	29-15-0
45	1/13	@ PHOENIX	4-1 W	30-15-0
46	1/15	COLORADO	3-1 W	31-15-0
47	1/18	PHOENIX	5-2 W	32-15-0
48	1/20	ST. LOUIS	0-1 L	32-16-0
49	1/26	@ EDMONTON	5-1 W	33-16-0
50	1/28	@ VANCOUVER	1-3 L	33-17-0
51	1/30	DALLAS	2-3 L*	33-17-1
52	2/1	DALLAS	2-4 L	33-18-1
53	2/3	CHICAGO	4-2 W	34-18-1
54	2/6	ANAHEIM	4-7 L	34-19-1
55	2/7	@ ANAHEIM	3-2 W	35-19-1
56	2/13	@ ST. LOUIS	6-5 W	36-19-1
57	2/14	@ NASHVILLE	0-5 L	36-20-1
58	2/16	@ COLUMBUS	0-3 L	36-21-1
59	2/18	@ DALLAS	2-5 L	36-22-1
60	2/21	@ WASHINGTON	3-2 W**	37-22-1
61	2/22	@ CHICAGO	2-0 W	38-22-1
62	2/24	@ CALGARY	4-7 L	38-23-1
63	2/26	ANAHEIM	2-3 L	38-24-1
64	2/28	NASHVILLE	3-4 L**	38-24-2
65	3/2	@ ANAHEIM	1-3 L	38-25-2
66	3/4	@ DALLAS	4-0 W	39-25-2
67	3/6	@ MINNESOTA	3-0 W	40-25-2
68	3/9	VANCOUVER	1-2 L	40-25-3
69	3/11	EDMONTON	3-0 W	41-25-3
70	3/13	CHICAGO	7-1 W	42-25-3
71	3/15	@ PHOENIX	5-1 W	43-25-3
72	3/16	COLUMBUS	3-0 W	44-25-3
73	3/18	@ COLORADO	3-4 L*	44-25-4
74	3/21	@ CHICAGO	4-1 W	45-25-4
75	3/22	@ ATLANTA	5-1 W	46-25-4
76	3/24	@ CAROLINA	4-6 L	46-26-4
77	3/27	LOS ANGELES	3-1 W	47-26-4
78	3/30	PHOENIX	4-2 W	48-26-4
79	4/1	LOS ANGELES	6-2 W	9-26-4
80	4/4	@ ANAHEIM	3-2 W**	0-26-4
81	4/5	CALGARY	4-3 W	51-26-4
82	4/7	VANCOUVER	3-4 L*	51-26-5

* — OVERTIME

** — SHOOTOUT

GOALTENDERS

NO.	GOALTENDER	GP	MINS	AVG	W	L	T	EN	SO	GA	SA	SV %	G	A	PIM
20	EVGENI NABOKOV	50	2778	2.29	25	16	4	4	7	106	1227	.914	0	0	6
35	VESA TOSKALA	38	2142	2.35	26	10	1	3	4	84	915	.908	0	3	0
	TOTALS	82	4947	2.39	51	26	5	7	11	197	2149	.908	0	3	6



SEASON HIGHLIGHTS

- The Sharks acquired **C Joe Thornton** as part of a four-player deal with Boston on Nov. 30.
- Thornton became the first Sharks player to win the Art Ross Trophy (scoring title) and the Hart Memorial Trophy (Most Valuable Player). Thornton was also voted as the "Sharks Player of the Year" and was a finalist for the Lester B. Pearson Award (MVP as chosen by the players).
- **RW Jonathan Cheechoo** received the Maurice "Rocket" Richard Trophy for leading the League and becoming the first Sharks player to score 50-plus goals in a season (56).
- **C Patrick Marleau** broke the franchise record for most points in a season (Owen Nolan, 84 in 1999-00) when he assisted on Cheechoo's game-winning power play goal on April 10 in Phoenix.
- San Jose set franchise records in goals scored (266), power play goals scored (91), most shots on goal (2,483) and power play percentage (18.2).

MAJOR TRANSACTIONS

- Acquired **C Joe Thornton** from Boston in exchange for D Brad Stuart, C Wayne Primeau and C Marco Sturm on Nov. 30, 2005.
- Acquired **LW Ville Nieminen** from the N.Y. Rangers in exchange for a third round selection (83rd overall) in the 2006 NHL Entry Draft on March 6, 2006.

PACIFIC DIVISION

	GP	W	L	T	OTL	GF	GA	PTS
DALLAS (2)	82	53	23	6	2	65	218	112
SAN JOSE (5)	82	44	27	11	2	66	242	99
ANAHEIM (6)	82	43	27	12	2	54	229	98
LOS ANGELES (10)	82	42	35	5	2	49	270	89
PHOENIX (12)	82	38	39	5	2	46	271	81

FINAL STATISTICS

P	NO	PLAYER		GP	G	A	PTS	PIM
C	19	JOE THORNTON	(BOS)	23	9	24	33	6
			(SJ)	58	20	72	92	55
			(TOTAL)	81	29	96	125	61
R	14	J. CHEECHOO		82	56	37	93	58
C	12	PATRICK MARLEAU		82	34	52	86	26
L	28	NILS EKMAN		77	21	36	57	54
D	42	TOM PREISSING		74	11	32	43	26
R	9	*MILAN MICHALEK		81	17	18	35	45
R	26	*STEVE BERNIER		39	14	13	27	35
C	10	ALYN MCCAULEY		76	12	14	26	30
C	16	MARK SMITH		80	9	15	24	97
L	15	VILLE NIEMINEN	(NYR)	48	5	12	17	53
			(SJ)	22	3	4	7	10
			(TOTAL)	70	8	16	24	63
D	22	SCOTT HANNAN		81	6	18	24	58
D	44	C. EHRHOFF		64	5	18	23	32
D	4	KYLE MCLAREN		77	2	21	23	66
C	37	*G. STEVENSON		47	10	12	22	14
C	11	*MARCEL GOC		81	8	14	22	22
L	17	SCOTT THORNTON		71	10	11	21	84
L	19	MARCO STURM		23	6	10	16	16
R	23	*NIKO DIMITRAKOS		45	4	12	16	26
D	7	*BRAD STUART		23	2	10	12	14
L	24	**JOSH LANGFELD		39	2	9	11	16
C	15	*WAYNE PRIMEAU		21	5	3	8	17
D	25	*MATT CARLE		12	3	3	6	14
C	34	P. RISSMILLER		18	3	3	6	8
D	5	ROB DAVISON		69	1	5	6	76
D	6	*JOSH GORGES		49	0	6	6	31
L	29	*RYANE CLOWE		18	0	2	2	9
D	21	JIM FAHEY		21	0	2	2	14
R	27	SCOTT PARKER		10	1	0	1	38
D	41	*DOUG MURRAY		34	0	1	1	27
G	35	VESA TOSKALA		37	0	1	1	4
G	20	EVGENI NABOKOV		45	0	1	1	18
G	31	*N. SCHAEFER		7	0	0	0	2

* — ROOKIE

** — TRADED DURING THE SEASON (SAN JOSE STATS ONLY)

GAME-BY-GAME RESULTS

GA	DATE	OPPONENT	RESULT	RECORD
1	10/5	@ NASHVILLE	2-3 L	0-1-0
2	10/7	@ CHICAGO	3-6 L	0-2-0
3	10/8	@ ST. LOUIS	7-6 W	1-2-0
4	10/12	COLUMBUS	4-1 W	2-2-0
5	10/15	CHICAGO	4-3 W	3-2-0
6	10/17	@ DETROIT	2-3 L*	3-2-1
7	10/19	@ MINNESOTA	1-6 L	3-3-1
8	10/21	@ COLUMBUS	1-4 L	3-4-1
9	10/22	@ NASHVILLE	1-2 L	3-5-1
10	10/26	@ DALLAS	5-4 W*	4-5-1
11	10/28	@ LOS ANGELES	5-4 W	5-5-1
12	10/29	CALGARY	3-2 W**	6-5-1
13	11/2	NASHVILLE	3-2 W*	7-5-1
14	11/4	@ ANAHEIM	1-0 W*	8-5-1
15	11/5	MINNESOTA	1-3 L	8-6-1
16	11/8	@ COLORADO	2-5 L	8-7-1
17	11/12	DALLAS	2-3 L**	8-7-2
18	11/16	VANCOUVER	1-3 L	8-8-2
19	11/19	PHOENIX	3-4 L**	8-8-3
20	11/21	@ EDMONTON	1-2 L**	8-8-4
21	11/23	@ CALGARY	2-3 L	8-9-4
22	11/24	@ VANCOUVER	2-3 L	8-10-4
23	11/26	DETROIT	6-7 L	8-11-4
24	11/30	@ DALLAS	1-4 L	8-12-4
25	12/2	@ BUFFALO	5-0 W	9-12-4
26	12/3	@ TORONTO	5-4 W	10-12-4
27	12/6	ATLANTA	5-3 W	11-12-4
28	12/8	FLORIDA	6-2 W	12-12-4
29	12/10	CAROLINA	4-3 W	13-12-4
30	12/16	WASHINGTON	4-1 W	14-12-4
31	12/18	@ ANAHEIM	4-5 L	14-13-4
32	12/20	ANAHEIM	4-2 W	15-13-4
33	12/22	@ PHOENIX	1-3 L	15-14-4
34	12/23	ST. LOUIS	1-2 L**	15-14-5
35	12/26	@ LOS ANGELES	3-4 L	15-15-5
36	12/28	PHOENIX	4-5 L	15-16-5
37	12/30	COLORADO	5-2 W	16-16-5
38	1/5	COLUMBUS	6-3 W	17-16-5
39	1/7	LOS ANGELES	3-2 W	18-16-5
40	1/10	@ BOSTON	6-2 W	19-16-5
41	1/12	@ OTTAWA	2-0 W	20-16-5
42	1/14	@ MONTREAL	2-6 L	20-17-5
43	1/16	TAMPA BAY	3-1 W	21-17-5
44	1/19	EDMONTON	2-3 L**	21-17-6
45	1/21	@ LOS ANGELES	4-3 W*	22-17-6
46	1/24	@ LOS ANGELES	4-1 W	23-17-6
47	1/26	ANAHEIM	0-2 L	23-18-6
48	1/28	@ PHOENIX	2-6 L	23-19-6
49	1/30	@ DALLAS	3-3 L*	23-19-7
50	2/1	@ ANAHEIM	6-4 W	24-19-7
51	2/2	MINNESOTA	2-3 L**	24-19-8
52	2/4	ANAHEIM	0-2 L	24-20-8
53	2/6	CALGARY	3-4 L	24-21-8
54	2/8	CHICAGO	2-1 W	25-21-8
55	2/10	DALLAS	6-3 W	26-21-8
56	2/12	@ PHOENIX	5-4 W*	27-21-8
57	2/28	DETROIT	5-1 W	28-21-8
58	3/3	@ EDMONTON	2-3 L	28-22-8
59	3/4	@ CALGARY	0-2 L	28-23-8
60	3/7	@ ANAHEIM	4-5 L*	28-23-9
61	3/9	EDMONTON	5-2 W	29-23-9
62	3/11	NASHVILLE	3-2 W*	30-23-9
63	3/13	LOS ANGELES	4-3 W	31-23-9
64	3/16	ST. LOUIS	5-2 W	32-23-9
65	3/18	DALLAS	3-4 L**	32-23-10
66	3/19	COLORADO	6-5 W	33-23-10
67	3/21	@ ST. LOUIS	6-0 W	34-23-10
68	3/23	@ DETROIT	0-4 L	34-24-10
69	3/25	@ MINNESOTA	5-1 W	35-24-10
70	3/26	@ CHICAGO	5-4 W*	36-24-10
71	3/28	@ COLUMBUS	1-4 L	36-25-10
72	3/30	PHOENIX	2-5 L	36-26-10
73	4/1	PHOENIX	3-4 L*	36-26-11
74	4/3	@ DALLAS	3-2 W*	37-26-11
75	4/5	@ COLORADO	2-1 W	38-26-11
76	4/6	@ LOS ANGELES	5-0 W	39-26-11
77	4/9	DALLAS	4-1 W	40-26-11
78	4/10	@ PHOENIX	3-2 W	41-26-11
79	4/12	@ VANCOUVER	5-4 W*	42-26-11
80	4/13	VANCOUVER	5-3 W	43-26-11
81	4/15	ANAHEIM	6-3 W	44-26-11
82	4/17	LOS ANGELES	0-4 L	44-27-11

* — OVERTIME
** — SHOOTOUT

GOALTENDERS

NO	GOALTENDER	GP	MIN	AVG	W	L	T	EN	SO	GA	SA	SV %	G	A	PIM
31	*N. SCHAEFER	7	352	1.88	5	1	0	1	1	11	138	.920	0	0	2
35	VESA TOSKALA	37	2039	2.56	23	7	4	1	2	87	878	.901	0	1	4
20	EVGENI NABOKOV	45	2575	3.10	16	19	7	2	1	133	1160	.885	0	1	18
	TOTALS	82	4966	2.82	44	27	11	4	5	235	2180	.892	0	2	24

EVGENI NABOKOV and NOLAN SCHAEFER shared a shutout vs. Buffalo on Dec. 2, 2005.



2003-04 SEASON REVIEW

SEASON HIGHLIGHTS

- For the first time in franchise history, the San Jose Sharks advanced to the Western Conference Finals.
- The Sharks captured their second Pacific Division title by recording a franchise-best 104 points in the regular season.
- The Sharks set records in road points (47), shutouts (11) and most wins in a calendar month (10 — March).
- San Jose set a record by playing 11 consecutive home games without a loss from Nov. 15-Dec. 29 (7-0-4-0) and by recording eight consecutive home wins from Jan. 28-March 3.
- RW **Jonathan Cheechoo** set a franchise record with nine game-winning goals on the season.
- LW **Nils Ekman** set a franchise record by compiling a plus-30 plus/minus rating for the season
- G **Evgeni Nabokov** set a franchise record with nine shutouts.
- D **Brad Stuart** scored two goals in the last 17 seconds of regulation on April 4, 2003 vs. Los Angeles.

MAJOR TRANSACTIONS

- Acquired **C Curtis Brown** from Buffalo in a three-team trade. Traded C Brad Boyes to Boston in exchange for D Jeff Jillson. Jillson was immediately sent to Buffalo along with the Sharks ninth-round selection (ninth round eliminated after 2004 NHL Entry Draft) in the 2005 NHL Entry Draft in exchange for Brown and D **Andy Delmore**. Delmore was then traded by San Jose to Boston for future considerations (all on March 9, 2004).
- Acquired D **Jason Marshall** from Minnesota in exchange for a fifth round selection (161st overall) in the 2004 NHL Entry Draft on March 3, 2004.
- Acquired a fifth round selection (152nd overall, traded to Florida on June 27, 2004) and future considerations from Calgary in exchange for LW Lynn Loyns on Jan. 9, 2004.
- Acquired a second round selection (35th overall, D Marc-Edouard Vlasic) in the 2005 NHL Entry Draft from Calgary in exchange for G Miikka Kiprusoff on Nov. 16, 2003.

PACIFIC DIVISION

	GP	W	L	T	OTL	GF	GA	PTS
SAN JOSE (2)	82	43	21	12	6	219	183	104
DALLAS (5)	82	41	26	13	2	194	175	97
LOS ANGELES (11)	82	28	29	16	9	205	217	81
ANAHEIM (12)	82	29	35	10	8	184	213	76
PHOENIX (13)	82	22	36	18	6	188	245	68

FINAL STATISTICS

P	NO	PLAYER	GP	G	A	PTS	PIM
C	12	PATRICK MARLEAU	80	28	29	57	24
L	28	NILS EKMAN	82	22	33	55	34
R	14	J. CHEECHOO	81	28	19	47	33
C	10	ALYN MCCAULEY	82	20	27	47	28
L	19	MARCO STURM	64	21	20	41	36
C	25	V. DAMPHOUSSE	82	12	29	41	66
D	7	BRAD STUART	77	9	30	39	34
L	94	A. KOROLYUK	63	19	18	37	18
C	15	WAYNE PRIMEAU	72	9	20	29	90
L	17	SCOTT THORNTON	80	13	14	27	84
C	18	MIKE RICCI	71	7	19	26	40
C	37	CURTIS BROWN	12	2	2	4	6
R	23	*N. DIMITRAKOS	68	9	15	24	49
D	4	KYLE MCLAREN	64	2	22	24	60
D	22	SCOTT HANNAN	82	6	15	21	48
D	42	*TOM PREISSING	69	2	17	19	12
D	2	MIKE RATHJUE	80	2	17	19	46
D	44	*C. EHRRHOFF	41	1	11	12	14
R	13	TODD HARVEY	47	4	5	9	38
D	6	JASON MARSHALL	12	0	2	2	8
C	16	MARK SMITH	36	1	3	4	72
R	27	SCOTT PARKER	50	1	3	4	101
D	5	*ROB DAVISON	55	0	3	3	92
D	21	JIM FAHEY	15	0	2	2	18
R	9	*MILAN MICHALEK	2	1	0	1	4
G	35	VESA TOSKALA	28	0	1	1	2
C	24	*BRAD BOYES	1	0	0	0	2
R	32	*MIROSLAV ZALESAK	2	0	0	0	0
C	34	*PATRICK RISSMILLER	4	0	0	0	0
G	20	EVGENI NABOKOV	59	0	0	0	14

* — ROOKIE

GAME-BY-GAME RESULTS

GA	DATE	OPPONENT	RESULT	RECORD
1	10/09	@EDMONTON	2-5 L	0-1-0-0
2	10/11	@CALGARY	2-3 L	0-2-0-0
3	10/12	@MINNESOTA	3-2 W	1-2-0-0
4	10/16	PHILADELPHIA	0-0 T	1-2-1-0
5	10/18	OTTAWA	1-4 L	1-3-1-0
6	10/21	ANAHEIM	0-2 L	1-4-1-0
7	10/23	CHICAGO	3-3 T	1-4-2-0
8	10/25	PHOENIX	4-4 T	1-4-3-0
9	10/28	@CAROLINA	0-3 L	1-5-3-0
10	10/31	@TAMPA BAY	2-2 T	1-5-4-0
11	11/01	@FLORIDA	6-2 W	2-5-4-0
12	11/02	@ATLANTA	2-2 T	2-5-5-0
13	11/05	@NEW JERSEY	2-3 0*	2-5-5-1
14	11/06	@BOSTON	5-5 T	2-5-6-1
15	11/08	@WASHINGTON	3-2 W	3-5-6-1
16	11/11	COLORADO	3-4 L	3-6-6-1
17	11/13	ST. LOUIS	3-4 0*	3-6-6-2
18	11/15	TORONTO	2-2 T	3-6-7-2
19	11/18	N.Y. RANGERS	2-2 T	3-6-8-2
20	11/21	@PHOENIX	5-0 W	4-6-8-2
21	11/22	NASHVILLE	3-1 W	5-6-8-2
22	11/26	CHICAGO	3-2 W	6-6-8-2
23	11/28	@MINNESOTA	2-1 W	7-6-8-2
24	11/30	@EDMONTON	2-1 W	8-6-8-2
25	12/02	@CALGARY	1-3 L	8-7-8-2
26	12/04	COLORADO	2-2 T	8-7-9-2
27	12/06	DALLAS	2-1 W	9-7-9-2
28	12/10	@ANAHEIM	2-3 L	9-8-9-2
29	12/11	EDMONTON	2-2 T	9-8-10-2
30	12/13	ANAHEIM	2-0 W	10-8-10-2
31	12/17	@DETROIT	2-3 0*	10-8-10-3
32	12/18	@ST. LOUIS	2-4 L	10-9-10-3
33	12/21	@ANAHEIM	2-1 W	11-9-10-3
34	12/22	ANAHEIM	2-1 W	12-9-10-3
35	12/26	LOS ANGELES	5-0 W	13-9-10-3
36	12/27	@LOS ANGELES	4-4 T	13-9-11-3
37	12/29	NASHVILLE	5-2 W	14-9-11-3
38	12/31	@COLUMBUS	1-0 W	15-9-11-3
39	1/02	@CHICAGO	1-2 L	15-10-11-3
40	1/03	@ST. LOUIS	3-1 W	16-10-11-3
41	1/05	@VANCOUVER	2-1 W	17-10-11-3
42	1/08	COLUMBUS	2-3 0*	17-10-11-4
43	1/10	ATLANTA	5-2 W	18-10-11-4
44	1/13	DALLAS	0-3 L	18-11-11-4
45	1/15	VANCOUVER	3-1 W	19-11-11-4
46	1/17	@COLORADO	2-1 W	20-11-11-4
47	1/19	DETROIT	2-1 W	21-11-11-4
48	1/21	@PHOENIX	4-2 W	22-11-11-4
49	1/22	PHOENIX	1-2 L	22-12-11-4
50	1/24	MINNESOTA	4-0 W	23-12-11-4
51	1/28	CALGARY	4-1 W	24-12-11-4
52	1/30	@DALLAS	1-3 L	24-13-11-4
53	1/31	@NASHVILLE	2-3 0*	24-13-11-5
54	2/03	FLORIDA	3-0 W	25-13-11-5
55	2/05	PHOENIX	5-0 W	26-13-11-5
56	2/10	@BUFFALO	2-4 L	26-14-11-5
57	2/11	@DETROIT	2-2 L	26-15-11-5
58	2/14	@COLUMBUS	2-1 W*	27-15-11-5
59	2/16	@PHILADELPHIA	6-2 W	28-15-11-5
60	2/18	@NASHVILLE	3-7 L	28-16-11-5
61	2/19	@CHICAGO	6-3 W	29-16-11-5
62	2/23	COLUMBUS	4-2 W	30-16-11-5
63	2/26	@VANCOUVER	2-3 0*	30-16-11-6
64	2/27	PITTSBURGH	4-2 W	31-16-11-6
65	2/29	ST. LOUIS	1-0 W	32-16-11-6
66	3/03	MONTREAL	4-3 W	33-16-11-6
67	3/05	@COLORADO	1-5 L	33-17-11-6
68	3/07	@DALLAS	0-4 L	33-18-11-6
69	3/09	MINNESOTA	3-4 L	33-19-11-6
70	3/11	N.Y. ISLANDERS	5-4 W	34-18-11-6
71	3/13	LOS ANGELES	3-1 W	35-18-11-6
72	3/16	@DALLAS	3-3 T	35-19-12-6
73	3/18	@LOS ANGELES	5-3 W	36-19-12-6
74	3/19	@ANAHEIM	4-2 W	37-19-12-6
75	3/21	EDMONTON	2-5 L	37-20-12-6
76	3/23	DETROIT	5-2 W	38-20-12-6
77	3/25	CALGARY	3-2 W	39-20-12-6
78	3/26	@PHOENIX	3-0 W	40-20-12-6
79	3/28	DALLAS	2-1 W*	41-20-12-6
80	3/31	@LOS ANGELES	3-0 W	42-20-12-6
81	4/02	VANCOUVER	1-4 L	42-21-12-6
82	4/04	LOS ANGELES	4-3 W*	43-21-12-6

* — OVERTIME

GOALTENDERS

NO	GOALTENDER	GP	MIN	AVG	W	L	T	EN	SO	GA	SA	SV %	G	A	PIM
35	VESA TOSKALA	28	1541	2.06	12	8	4	3	1	53	760	.930	0	1	2
20	EVGENI NABOKOV	59	3456	2.20	31	19	8	0	9	127	1610	.921	0	0	14
TOTALS		82	5016	2.19	43	27	12	3	11	183	2373	.923	0	1	16



2002-03 SEASON REVIEW

SEASON HIGHLIGHTS

- Six players scored their first NHL goal — RW **Jonathan Cheechoo**, D **Jim Fahey**, LW **Lynn Loyns**, RW **Niko Dimitrakos**, D **Rob Davison** and RW **Miroslav Zalesak**.
- **Jim Fahey** led all NHL rookie defensemen in points (11-19=20), despite playing in only 43 NHL games.
- C **Vincent Damphousse** became the 71st player to score 400 NHL goals with his tally on Oct. 17 at Edmonton.
- C **Patrick Marleau** played in his 400th NHL game on Oct. 19 vs. Colorado, the youngest current player (23 years, 34 days) to accomplish the feat and the youngest overall since Bob Carpenter in April 1986 (22 years, 268 days)
- RW **Teemu Selanne** was voted to the starting lineup for the Western Conference at the NHL All-Star Game.
- G **Evgeni Nabokov** became the franchise leader in games played, minutes played and decisions.

MAJOR TRANSACTIONS

- **Doug Wilson** named executive vice president and general manager, May 13, 2003.
- Executive Vice President and General Manager Dean Lombardi relieved of his duties, March 18, 2003.
- Acquired a second round selection in the 2003 NHL Entry Draft from Boston in exchange for D Dan McGillis. Acquired C **Wayne Primeau** from Pittsburgh in exchange for RW Matt Bradley, March 11, 2003.
- Acquired Colorado's third and fifth round selections in the 2003 NHL Entry Draft in exchange for D Bryan Marchment, March 8, 2003.
- Acquired C **Alyn McCauley**, C **Brad Boyes** and a first round draft selection in the 2003 NHL Entry Draft from Toronto in exchange for RW Owen Nolan, March 5, 2003.
- Acquired D **Kyle McLaren** and a fourth selection round in the 2004 NHL Entry Draft from Boston in exchange for G Jeff Hackett and D Jeff Jillson. (Hackett previously acquired from Montreal in exchange for RW Niklas Sundstrom and a third round selection in the 2004 NHL Entry Draft), Jan. 23, 2003.
- Acquired D **Dan McGillis** from Philadelphia in exchange for D **Marcus Ragnarsson**, Dec. 6, 2002.
- Named **Ron Wilson** head coach and **Tim Hunter** and **Rob Zettler** assistant coaches, Dec. 4, 2002.
- Head Coach Darryl Sutter and Assistant Coaches Rich Preston and Lorne Molleken relieved of their duties, Dec. 1, 2002.

PACIFIC DIVISION

	GP	W	L	T	OTL	GF	GA	PTS
DALLAS (1)	82	46	17	15	4	245	169	111
ANAHEIM (7)	82	40	27	9	6	203	193	95
LOS ANGELES (10)	82	33	37	6	6	203	221	78
PHOENIX (11)	82	31	35	11	5	204	230	78
SAN JOSE (14)	82	28	37	9	8	214	239	73

FINAL STATISTICS

P	NO	PLAYER	GP	G	A	PTS	PIM
R	8	TEEMU SELANNE	82	28	36	64	30
C	25	V. DAMPHOUSSE	82	23	38	61	66
R	12	PATRICK MARLEAU	82	28	29	57	33
L	19	MARCO STURM	82	28	48	16	54
R	11	&OWEN NOLAN	61	22	20	42	91
C	18	MIKE RICCI	75	11	23	34	53
D	2	MIKE RATHJE	82	7	22	29	48
C	10	A. MCCAULEY	64	6	9	15	16
		(TOR)	16	3	7	10	4
		(SJ)	80	9	16	25	20
D	22	SCOTT HANNAN	81	3	19	22	61
L	17	SCOTT THORNTON	41	9	12	21	41
D	21	*JIM FAHEY	43	1	19	20	33
R	13	TODD HARVEY	76	3	16	19	74
L	9	ADAM GRAVES	82	9	9	18	32
C	15	W. PRIMEAU	70	5	11	16	55
		(PIT)	7	1	1	2	0
		(SJ)	77	6	12	18	55
		(TTL)	66	9	7	16	39
R	14	*JONATHAN CHEECHOO	37	3	13	16	30
C	16	*MARK SMITH	75	4	11	15	64
D	7	BRAD STUART	36	4	10	14	46
R	23	*NIKO DIMITRAKOS	21	6	7	13	3
R	24	*N. SUNDBSTROM	47	2	10	12	22
D	27	*BRYAN MARCHMENT	67	2	9	11	108
D	4	KYLE MCLAREN	23	0	8	8	30
D	10	*M. RAGNARSSON	25	1	7	8	30
D	5	*JEFF JILLSON	26	0	6	9	0
R	28	*MATT BRADLEY	46	2	3	5	37
L	26	*LYNN LOYNS	19	3	0	3	19
R	46	*M. ZALESAK	10	1	2	3	0
D	38	*ROB DAVISON	15	1	2	3	22
C	41	*RYAN KRAFT	0	1	1	0	0
D	23	*SHAWN HEINS	20	0	1	1	9
L	49	*CHAD WISEMAN	4	0	0	4	80
D	4	JOHN JAKOPIN	12	0	0	0	11
D	53	*JESSE FIBIGER	16	0	0	0	2
G	20	EVGENI NABOKOV	55	0	0	0	10
G	29	*VESA TOSKALA	11	0	0	0	0
G	37	*MIKKA KIPRUSOFF	22	0	0	0	0

GOALTENDERS

NO	GOALTENDER	GP	MIN	AVG	W	L	T	EN	SO	GA	SA	SV %	G	A	PIM
29	*VESA TOSKALA	11	537	2.35	4	3	1	1	1	21	287	.927	0	0	0
20	E. NABOKOV	55	3227	2.71	19	28	8	5	3	146	1561	.906	0	0	10
37	*M. KIPRUSOFF	22	1199	3.25	5	14	0	1	1	65	537	.879	0	0	10
	TOTALS	82	4986	2.87	28	44	9	7	5	239	2392	.900	0	0	10

KEY: * — rookie & — traded ** — includes OTL

GAME-BY-GAME RESULTS

GA	DATE	OPPONENT	RESULT	RECORD
1	10/10	DETROIT	3-6 L	0-1-0
2	10/12	VANCOUVER	3-5 L	0-2-0
3	10/17	EDMONTON	4-3 W	1-2-0
4	10/19	COLORADO	1-3 L	1-3-0
5	10/21	VANCOUVER	2-5 L	1-4-0
6	10/24	@ NASHVILLE	2-1 W	2-4-0
7	10/25	@ COLUMBUS	5-4 W	3-4-0
8	10/27	@ CHICAGO	2-3 L	3-5-0
9	10/29	@ DETROIT	2-3 L	3-6-0
10	10/31	@ MINNESOTA	1-2 O*	3-6-0
11	11/03	@ ANAHEIM	4-3 W	4-6-0
12	11/05	LOS ANGELES	5-2 W	5-6-0
13	11/07	NASHVILLE	2-2 T	5-6-1
14	11/09	MINNESOTA	2-4 L	5-7-1
15	11/11	N.Y. RANGERS	4-5 L	5-8-1
16	11/13	@ ATLANTA	2-3 O*	5-8-2
17	11/15	@ TAMPA BAY	2-4 L	5-9-2
18	11/16	@ FLORIDA	7-3 W	6-9-2
19	11/19	@ WASHINGTON	3-2 W	7-9-2
20	11/21	@ PHILADELPHIA	2-2 T	7-9-2
21	11/23	@ PITTSBURGH	1-4 L	7-10-2
22	11/25	@ ST. LOUIS	4-1 W	8-10-2
23	11/27	@ NASHVILLE	2-4 L	8-11-2
24	11/30	PHOENIX	2-3 L	8-12-2
25	12/03	@ PHOENIX	3-2 W*	9-12-2
26	12/06	COLUMBUS	3-2 W	10-12-2
27	12/07	NASHVILLE	2-4 L	10-13-2
28	12/12	PITTSBURGH	5-2 W	11-13-2
29	12/14	WASHINGTON	2-0 W	12-13-2
30	12/16	@ N.Y. RANGERS	1-2 L	12-13-3
31	12/17	@ MONTREAL	3-1 W	13-13-3
32	12/19	@ OTTAWA	3-2 L	13-14-3
33	12/21	@ TORONTO	3-3 T	13-14-3
34	12/23	@ BOSTON	2-5 L	13-15-3
35	12/26	ANAHEIM	4-1 W	14-15-3
36	12/28	CHICAGO	3-3 T	14-15-4
37	12/30	PHILADELPHIA	2-1 W	15-15-4
38	1/02	DALLAS	1-3 L	15-16-4
39	1/04	COLORADO	1-6 L	15-17-4
40	1/06	EDMONTON	5-5 T	15-17-5
41	1/09	ST. LOUIS	1-4 L	15-18-5
42	1/11	VANCOUVER	3-0 W	16-18-5
43	1/13	@ LOS ANGELES	2-3 O*	16-18-5
44	1/16	BUFFALO	2-2 T	16-18-6
45	1/18	DALLAS	1-3 L	16-19-6
46	1/20	@ PHOENIX	1-3 L	16-20-6
47	1/22	NEW JERSEY	4-5 O*	16-20-6
48	1/25	MINNESOTA	4-1 W	17-20-6
49	1/27	@ LOS ANGELES	3-0 W	18-20-6
50	1/28	LOS ANGELES	3-1 W	19-20-6
51	1/30	ANAHEIM	3-4 L	19-21-6
52	2/05	CAROLINA	6-2 W	20-21-6
53	2/07	@ MINNESOTA	3-4 L	20-22-6
54	2/08	@ ST. LOUIS	1-4 L	20-23-6
55	2/10	@ DETROIT	4-5 L	20-24-6
56	2/12	@ COLUMBUS	0-1 L	20-25-6
57	2/14	@ CHICAGO	4-2 W	21-25-6
58	2/16	@ DALLAS	1-3 L	21-26-6
59	2/17	@ LOS ANGELES	2-3 L	21-27-6
60	2/19	N.Y. ISLANDERS	0-3 L	21-28-6
61	2/21	COLUMBUS	6-0 W	22-28-6
62	2/24	CALGARY	5-2 W	23-28-6
63	2/27	@ VANCOUVER	3-2 W	24-28-6
64	3/01	@ CALGARY	3-4 L	24-29-6
65	3/04	@ EDMONTON	1-2 L	24-30-6
66	3/06	MONTREAL	4-3 W*	25-30-6
67	3/08	@ PHOENIX	4-6 L	25-31-6
68	3/09	@ DALLAS	0-3 L	25-32-6
69	3/11	ST. LOUIS	2-4 L	25-33-6
70	3/13	@ ANAHEIM	2-3 O*	25-33-6
71	3/15	CALGARY	3-2 W	26-33-6
72	3/17	CHICAGO	2-3 T	26-33-6
73	3/20	@ COLORADO	0-2 L	26-34-6
74	3/21	BOSTON	3-2 W	27-34-6
75	3/22	ANHEIM	2-3 O*	27-34-6
76	3/24	TAMPA BAY	1-4 L	27-35-6
77	3/27	DETROIT	3-0 W	28-35-6
78	3/28	DALLAS	3-4 L	28-36-6
79	3/31	@ COLORADO	1-3 L	28-37-6
80	4/02	@ CALGARY	2-2 T	28-37-7
81	4/03	@ EDMONTON	3-3 T	28-37-8
82	4/06	PHOENIX	3-3 T	28-37-9

* — OVERTIME



2001-02 SEASON REVIEW

SEASON HIGHLIGHTS

- San Jose becomes just the second team in NHL history (N.Y. Islanders) to post six consecutive seasons of point improvement.
- The Sharks make the Stanley Cup Playoffs for a franchise-record sixth consecutive season.
- The Sharks win their first Pacific Division title, posting franchise records in wins (44) and points (99).
- The Sharks narrowly miss advancing to the Western Conference Finals, losing consecutive one-goal matches in Games Six and Seven to the Colorado Avalanche in the Western Conference Semifinals. The Sharks defeated the Phoenix Coyotes in the Western Conference Quarterfinals, 4-1.
- **RW Owen Nolan** becomes the Sharks all-time points leader with his 351st point as a Shark.
- The Sharks set a franchise record with a 10-game unbeaten streak (9-0-1-0) from Nov. 27–Dec. 19.
- The Sharks set a franchise record with a six-game road win streak (Dec. 6–19).
- **G Evgeni Nabokov** sets franchise records in all-time wins (58), single-season wins (37), all-time shutouts (11) single-season shutouts (seven) and became the seventh NHL goaltender (first European-born NHL goaltender) to score a goal.
- The Sharks tie a franchise record by scoring 10 goals on March 30 vs. Columbus — the most ever at home.

MAJOR TRANSACTIONS

- Acquired LW **Adam Graves**, D **Rich Pilon** and future considerations from the N.Y. Rangers in exchange for RW Mikael Samuelsson, D Christian Gosselin and a seventh round selection in the 2002 NHL Entry Draft, June 24, 2001.

PACIFIC DIVISION

	GP	W	L	T	OTL	GF	GA	PTS
SAN JOSE (3)	82	44	27	8	3	248	199	99
PHOENIX (6)	82	40	27	9	6	228	210	95
LOS ANGELES (7)	82	40	27	11	4	214	190	95
DALLAS (10)	82	36	28	13	5	215	213	90
ANAHEIM (13)	82	29	42	8	3	175	198	69

FINAL STATISTICS

P	NO	PLAYER	GP	G	A	PTS	PIM
R	11	OWEN NOLAN	75	23	43	66	93
C	25	VINCENT DAMPHOUSSE	82	20	38	58	60
R	8	TEEMU SELANNE	82	29	25	54	40
C	18	MIKE RICCI	79	19	34	53	44
C	12	PATRICK MARLEAU	79	21	23	44	40
L	17	SCOTT THORNTON	77	26	16	42	116
L	19	MARCO STURM	77	21	20	41	32
R	24	NIKLAS SUNDSTROM	73	9	30	39	50
D	20	GARY SUTER	82	6	27	33	57
L	9	ADAM GRAVES	81	17	14	31	51
D	7	BRAD STUART	82	6	23	29	39
R	28	*MATT BRADLEY	54	9	13	22	43
R	13	TODD HARVEY	69	9	13	22	73
D	27	BRYAN MARCHMENT	72	2	20	22	178
D	10	MARCUS RAGNARSSON	70	5	15	20	44
D	5	*JEFF JILLSON	48	5	13	18	29
D	2	MIKE RATHJE	52	5	12	17	48
D	22	SCOTT HANNAN	75	2	12	14	57
L	32	STEPHANE MATTEAU	55	7	4	11	15
R	15	ALEXANDER KOROLYUK	32	3	7	10	14
C	16	MARK SMITH	49	3	3	6	72
G	35	EVGENI NABOKOV	67	1	3	4	14
D	23	SHAWN HEINS	17	0	2	2	24
D	3	STEVE BANCROFT	5	0	1	1	2
G	29	*VESA TOSKALA	1	0	0	0	0
R	26	MIKE CRAIG	2	0	0	0	2
R	50	*HANNES HYVONEN	6	0	0	0	0
G	37	*MIKKKA KIPRUSOFF	20	0	0	0	4

* — ROOKIE

GAME-BY-GAME RESULTS

GA	DATE	OPPONENT	RESULT	RECORD
1	10/4	DETROIT	3-4 L*	0-0-0-1
2	10/6	MINNESOTA	0-0 T	0-0-1-1
3	10/11	TAMPA BAY	4-3 W	1-0-1-1
4	10/13	BOSTON	3-2 W	2-0-1-1
5	10/16	@ MINNESOTA	3-3 T	2-0-2-1
6	10/18	@ NEW JERSEY	1-6 L	2-1-2-1
7	10/20	@ N.Y. ISLANDERS	2-2 T	2-1-3-1
8	10/22	@ N.Y. RANGERS	5-1 W	3-1-3-1
9	10/23	@ BUFFALO	1-4 L	3-2-3-1
10	10/25	@ CHICAGO	2-4 L	3-3-3-1
11	10/27	COLUMBUS	2-0 W	4-3-3-1
12	10/31	@ ANAHEIM	4-2 W	5-3-3-1
13	11/1	ATLANTA	5-2 W	6-3-3-1
14	11/3	VANCOUVER	5-1 W	7-3-3-1
15	11/6	@ ST. LOUIS	4-1 W	8-3-3-1
16	11/7	@ DALLAS	2-2 T	8-3-4-1
17	11/9	@ CAROLINA	2-3 L	8-4-4-1
18	11/11	@ CHICAGO	2-3 L*	8-4-4-2
19	11/14	@ ANAHEIM	4-2 W	9-4-4-2
20	11/15	@ PHOENIX	3-5 L	9-5-4-2
21	11/17	DALLAS	2-3 L*	9-5-4-3
22	11/21	MINNESOTA	0-2 L	9-6-4-3
23	11/24	@ LOS ANGELES	1-3 L	9-7-4-3
24	11/27	NASHVILLE	3-2 W	10-7-4-3
25	11/29	PITTSBURGH	5-0 W	11-7-4-3
26	11/30	@ ANAHEIM	5-2 W	12-7-4-3
27	12/4	CALGARY	2-2 T	12-7-5-3
28	12/6	@ CALGARY	3-1 W	13-7-5-3
29	12/8	@ VANCOUVER	5-3 W	14-7-5-3
30	12/11	EDMONTON	5-4 W*	15-7-5-3
31	12/14	@ COLORADO	3-0 W	16-7-5-3
32	12/17	@ DALLAS	4-1 W	17-7-5-3
33	12/19	@ ATLANTA	4-2 W	18-7-5-3
34	12/21	@ DETROIT	0-3 L	18-8-5-3
35	12/23	@ NASHVILLE	1-1 T	18-8-6-3
36	12/26	ANAHEIM	1-2 L	18-9-6-3
37	12/28	N.Y. RANGERS	3-5 L	18-10-6-3
38	12/30	PHOENIX	2-4 L	18-11-6-3
39	1/2	PHILADELPHIA	5-2 W	19-11-6-3
40	1/4	PHOENIX	5-3 W	20-11-6-3
41	1/5	FLORIDA	6-0 W	21-11-6-3
42	1/8	ST. LOUIS	2-6 L	21-12-6-3
43	1/9	@ PHOENIX	6-5 W	22-12-6-3
44	1/12	LOS ANGELES	2-3 L	22-13-6-3
45	1/15	@ COLORADO	1-0 W*	23-13-6-3
46	1/17	N.Y. ISLANDERS	3-2 W	24-13-6-3
47	1/19	COLORADO	1-3 L	24-14-6-3
48	1/21	EDMONTON	4-3 W	25-14-6-3
49	1/23	@ DETROIT	2-2 T	25-14-7-3
50	1/24	@ COLUMBUS	2-6 L	25-15-7-3
51	1/27	@ MONTREAL	1-3 L	25-16-7-3
52	1/29	@ TORONTO	3-4 L	25-17-7-3
53	1/30	@ PITTSBURGH	6-3 W	26-17-7-3
54	2/6	CALGARY	2-0 W	27-17-7-3
55	2/8	CHICAGO	4-2 W	28-17-7-3
56	2/10	CAROLINA	4-0 W	29-17-7-3
57	2/12	@ EDMONTON	3-2 W	30-17-7-3
58	2/26	@ NASHVILLE	5-1 W	31-17-7-3
59	2/28	@ WASHINGTON	5-2 W	32-17-7-3
60	3/1	@ TAMPA BAY	2-4 L	32-18-7-3
61	3/3	@ DALLAS	1-4 L	32-19-7-3
62	3/5	NASHVILLE	0-2 L	32-20-7-3
63	3/7	OTTAWA	5-2 W	33-20-7-3
64	3/9	VANCOUVER	2-0 W	34-20-7-3
65	3/10	@ VANCOUVER	7-4 W	35-20-7-3
66	3/13	ST. LOUIS	0-2 L	35-21-7-3
67	3/15	WASHINGTON	5-4 W	36-21-7-3
68	3/16	CHICAGO	2-2 T	36-21-8-3
69	3/18	LOS ANGELES	2-3 L	36-22-8-3
70	3/20	@ EDMONTON	1-2 L	36-23-8-3
71	3/21	@ CALGARY	4-1 W	37-23-8-3
72	3/23	@ LOS ANGELES	0-3 L	37-24-8-3
73	3/26	DALLAS	3-2 W	38-24-8-3
74	3/28	COLORADO	2-3 L	38-25-8-3
75	3/30	COLUMBUS	10-2 W	39-25-8-3
76	4/2	ANAHEIM	3-1 W	40-25-8-3
77	4/4	PHOENIX	5-2 W	41-25-8-3
78	4/6	DETROIT	6-3 W	42-25-8-3
79	4/8	@ MINNESOTA	1-3 L	42-26-8-3
80	4/10	@ COLUMBUS	5-3 W	43-26-8-3
81	4/11	@ ST. LOUIS	1-4 L	43-27-8-3
82	4/13	LOS ANGELES	3-1 W	44-27-8-3

* — OVERTIME

GOALTENDERS

NO	GOALTENDER	GP	MIN	AVG	W	L	T	EN	SO	GA	SA	SV %	G	A	PIM
35	*VESA TOSKALA	1	10	0.00	0	0	0	0	0	0	2	1.000	0	0	0
20	EVGENI NABOKOV	67	3901	2.29	37	24	5	5	7	149	1818	.918	1	3	14
37	*MIKKKA KIPRUSOFF	20	1037	2.49	7	6	3	2	2	43	508	.915	0	0	4
TOTALS		82	4973	2.40	44	**30	8	7	9	199	2335	.915	1	3	18

** — includes OTL

2000-01 SEASON REVIEW



SEASON HIGHLIGHTS

- The Sharks advanced to the Stanley Cup Playoffs for a franchise-record fourth consecutive season and became just the fifth franchise in NHL history to improve its point total for the fifth consecutive season, setting franchise records for wins (40) and points (95).
- The Sharks finished with the sixth-best road record in the NHL (fourth-best in the Western Conference) and set a franchise record with a 10-game unbeaten streak on the road.
- G Evgeni Nabokov** received the Calder Memorial Trophy as the NHL's Rookie of the Year. "Nabby" set new franchise records for wins (32), goals-against average (2.19) and shutouts (six) en route to being named the "Sharks Player of the Year" and the PlayStation "Sharks Rookie of the Year." He was named to the NHL's 2001 World All-Star Team, NHL Rookie of the Month for November and December and "Sharks Player of the Month" for October and December. He's also the first NHL goaltender to reach 20 victories on the season.
- C Vincent Damphousse** became the 58th NHL player to score 1,000 points when he assists on **LW Marco Sturm's** goal on Oct. 14 vs. Boston.
- D Gary Suter** became the 153rd NHL player to appear in 1,000 games on Oct. 25 at Columbus. He also scored San Jose's first goal in a 3-1 win.

MAJOR TRANSACTIONS

- Acquired **D Jeff Norton** from the Pittsburgh Penguins in exchange for **D Bobby Dollas** and **G Johan Hedberg**, March 12, 2001.
- Acquired **LW Bill Lindsay** from the Calgary Flames in exchange for an eighth round pick (233rd overall, previously acquired from Minnesota) in the 2001 NHL Entry Draft, March 6, 2001.
- Acquired **RW Teemu Selanne** from Anaheim in exchange for **LW Jeff Friesen**, **G Steve Shields** and a second round selection (36th overall) in the 2003 NHL Entry Draft, March 3, 2001.
- Signed free agent **D Bobby Dollas**, Nov. 4, 2000.
- Signed **LW/C Scott Thornton** as a free agent, July 1, 2000.

PACIFIC DIVISION

	GP	W	L	T	OTL	GF	GA	PTS
DALLAS (3)	82	48	24	8	2	241	187	106
SAN JOSE (5)	82	40	27	12	3	217	192	95
LOS ANGELES (7)	82	38	28	13	3	252	228	92
PHOENIX (9)	82	35	27	17	3	214	212	90
ANAHEIM (15)	82	25	41	11	5	188	245	66

FINAL STATISTICS

P	NO	PLAYER	GP	G	A	PTS	PIM
R	8	TEEMU SELANNE (ANA)	61	26	33	59	36
		(S/J)	12	7	6	13	0
		(TOTAL)	73	33	39	72	36
C	14	PATRICK MARLEAU	81	25	27	52	22
R	11	OWEN NOLAN	57	24	25	49	75
R	24	NIKLAS SUNDBOSTROM	82	10	39	49	28
C	25	VINCENT DAMPHOUSSE	45	9	37	46	62
C	18	MIKE RICCI	81	22	22	44	60
L	17	SCOTT THORNTON	73	19	17	36	114
L	39	& JEFF FRIESEN	64	12	24	36	56
D	20	GARY SUTER	68	10	24	34	84
L	19	MARCO STURM	81	14	18	32	28
L	32	STEPHANE MATTEAU	80	13	19	32	58
L	15	ALEXANDER KOROLYUK	70	12	13	25	41
D	7	BRAD STUART	77	5	18	23	56
R	9	TODD HARVEY	69	10	11	21	72
D	27	BRYAN MARCHMENT	75	7	11	18	204
D	22	SCOTT HANNAN	75	3	14	17	51
D	10	MARCUS RAGNARSSON	68	3	12	15	44
L	12	BILL LINDSAY (CGY)	52	1	9	10	97
		(S/J)	16	0	4	4	29
		(TOTAL)	68	1	13	14	126
D	5	JEFF NORTON (PIT)	32	2	10	12	20
		(S/J)	10	0	1	1	8
		(TOTAL)	42	2	11	13	28
D	40	MIKE RATHJE	81	0	11	11	48
R	21	TONY GRANATO	60	4	5	9	65
D	23	SHAWN HEINS	38	3	4	7	57
C	26	JIM MONTGOMERY	28	1	6	7	19
C	16	*MARK SMITH	42	2	2	4	51
D	2	&BOBBY DOLLAS	16	1	1	2	14
R	44	*MATT BRADLEY	21	1	1	2	19
G	35	*EVGENI NABOKOV	66	0	2	2	8
L	29	PAUL KRUSE	1	0	0	0	5
C	28	*MIKAEL SAMUELSSON	4	0	0	0	0
G	34	*MIKKA KIPRUSOFF	5	0	0	0	0
G	31	&STEVE SHIELDS	21	0	0	0	2

GAME-BY-GAME RESULTS

GA	DATE	OPPONENT	RESULT	RECORD
1	10/06	ST. LOUIS	1-4 L	0-1-0-0
2	10/12	PHOENIX	2-1 W	1-1-0-0
3	10/14	BOSTON	5-2 W	2-1-0-0
4	10/18	@ DALLAS	1-2 L	2-2-0-0
5	10/20	@ MINNESOTA	3-1 W	3-2-0-0
6	10/21	@ NASHVILLE	5-3 W	4-2-0-0
7	10/24	@ CAROLINA	3-2 W	5-2-0-0
8	10/25	@ COLUMBUS	3-1 W	6-2-0-0
9	10/28	ATLANTA	2-2 T	6-2-1-0
10	11/01	PITTSBURGH	3-2 W	7-2-1-0
11	11/04	CAROLINA	4-1 W	8-2-1-0
12	11/05	@ VANCOUVER	2-2 T	8-2-2-0
13	11/08	@ CHICAGO	3-2 W*	9-2-2-0
14	11/09	@ COLUMBUS	2-5 L	9-3-2-0
15	11/11	@ NY ISLANDERS	4-0 W	10-3-2-0
16	11/14	@ NEW JERSEY	3-2 W	11-3-2-0
17	11/15	@ DETROIT	1-4 L	11-4-2-0
18	11/18	NY ISLANDERS	5-3 W	12-4-2-0
19	11/22	CHICAGO	4-1 W	13-4-2-0
20	11/25	NEW JERSEY	2-3 L	13-5-2-0
21	11/28	MINNESOTA	4-1 W	14-5-2-0
22	11/30	ANAHEIM	3-2 W*	15-5-2-0
23	12/03	@ EDMONTON	3-1 T	15-5-3-0
24	12/04	@ CALGARY	8-0 W	16-5-3-0
25	12/06	DALLAS	2-2 T	16-5-4-0
26	12/08	VANCOUVER	1-6 L	16-6-4-0
27	12/12	NY RANGERS	3-2 W	17-6-4-0
28	12/14	COLUMBUS	2-1 W	18-6-4-0
29	12/16	@ PHOENIX	2-1 W*	19-6-4-0
30	12/18	@ WASHINGTON	5-3 W	20-6-4-0
31	12/20	@ DETROIT	2-0 W	21-6-4-0
32	12/21	@ PHILADELPHIA	3-4 L	21-7-4-0
33	12/23	@ BUFFALO	2-5 L	21-8-4-0
34	12/26	@ LOS ANGELES	2-1 W	22-8-4-0
35	12/28	EDMONTON	2-2 T	22-8-5-0
36	12/30	VANCOUVER	3-6 T	22-9-5-0
37	01/01	@ PHOENIX	3-2 W	23-9-5-0
38	01/03	CALGARY	2-1 L	23-10-5-0
39	01/04	@ COLORADO	2-2 T	23-10-6-0
40	01/06	FLORIDA	3-1 W	24-10-6-0
41	01/09	BUFFALO	2-1 W	25-10-6-0
42	01/11	ST. LOUIS	6-3 W	26-10-6-0
43	01/13	NASHVILLE	3-5 L	26-11-6-0
44	01/15	DETROIT	2-3 L	26-12-6-0
45	01/17	CALGARY	4-4 T	26-12-7-0
46	01/20	COLORADO	1-2 L	26-13-7-0
47	01/22	@ EDMONTON	2-2 T	26-13-8-0
48	01/24	EDMONTON	6-1 W	27-13-8-0
49	01/26	@ DALLAS	2-1 W	28-13-8-0
50	01/27	@ ST. LOUIS	4-3 W*	29-13-8-0
51	01/30	COLORADO	1-3 L	29-14-8-0
52	02/01	DALLAS	2-4 L	29-15-8-0
53	02/06	@ CALGARY	1-1 T	29-15-9-0
54	02/08	@ VANCOUVER	0-0 T	29-15-10-0
55	02/10	CHICAGO	3-2 W*	30-15-10-0
56	02/14	@ CHICAGO	7-0 W	31-15-10-0
57	02/16	@ NASHVILLE	2-0 W	32-15-10-0
58	02/18	@ MINNESOTA	1-3 L	32-16-10-0
59	02/20	COLUMBUS	3-2 W*	33-16-10-0
60	02/21	@ ANAHEIM	0-1 L	33-17-10-0
61	02/23	ANAHEIM	3-1 W	34-17-10-0
62	02/26	@ ST. LOUIS	2-7 L	34-18-10-0
63	02/28	@ TORONTO	1-2 L	34-19-10-0
64	03/01	@ OTTAWA	4-8 L	34-20-10-0
65	03/03	@ BOSTON	2-3 L	34-21-10-0
66	03/06	@ TAMPA BAY	1-2 L*	34-21-10-1
67	03/07	@ FLORIDA	3-3 T	34-21-11-1
68	03/10	NASHVILLE	0-3 L	34-22-11-1
69	03/12	MONTREAL	3-0 W	35-22-11-1
70	03/14	LOS ANGELES	1-4 L	35-23-11-1
71	03/17	@ LOS ANGELES	0-1 L	35-23-11-2
72	03/18	DETROIT	4-6 L	35-24-11-2
73	03/20	@ COLORADO	1-4 L	35-25-11-2
74	03/22	OTTAWA	1-2 L	35-26-11-2
75	03/26	@ LOS ANGELES	0-0 T	35-26-12-2
76	03/27	LOS ANGELES	3-2 W*	36-26-12-2
77	03/29	ANAHEIM	7-4 W	37-26-12-2
78	03/31	@ PHOENIX	1-3 L	37-27-12-2
79	04/02	MINNESOTA	4-2 W	38-27-12-2
80	04/05	PHOENIX	3-0 W	39-27-12-2
81	04/07	DALLAS	4-5 L*	39-27-12-3
82	04/08	@ ANAHEIM	4-1 W	40-27-12-3

* — OVERTIME

GOALTENDERS

NO	GOALTENDER	GP	MINS	AVG	W	L	T	EN	SO	GA	SA	SV %	G	A	PIM
34	*M. KIPRUSOFF	5	154	1.95	2	1	0	1	0	5	51	.902	0	0	0
35	*E. NABOKOV	66	3700	2.19	32	21	7	3	6	135	1582	.915	0	2	8
31	&STEVE SHIELDS	21	1135	2.48	6	8	5	1	2	47	531	.911	0	0	2
	TOTALS	82	5008	2.30	40	**30	12	5	9	192	2169	.911	0	2	10

NABOKOV and KIPRUSOFF shared a shutout vs. MTL on March 12, 2001 * — ROOKIE; & — TRADED ** — includes OTL



1999-2000 SEASON REVIEW

SEASON HIGHLIGHTS

- Sharks upset the President's Trophy-winning St. Louis Blues in the Stanley Cup Playoffs in seven games. The team improved its points total for the fourth consecutive season, setting a new franchise mark for points (87).
- Team sets a franchise record for winning percentage (.530).
- RW Owen Nolan** and **LW Jeff Friesen** record the Sharks first dual hat trick game on Oct. 4, 1999 to defeat the Chicago Blackhawks, 7-1.
- G Steve Shields** is named NHL Player of the Week for Oct. 11-17, posting a 3-0-0 record, .083 GAA and a .979 save percentage. He set the franchise record for scoreless streak by a goaltender at 141:46.
- RW Owen Nolan** was named NHL Player of the Week for Dec. 6-12 with six points (4-2-6) and a plus-5 rating in three games. He would go on to set franchise records for most points (84), goals (44), and PP goals (18) and would finish fifth in voting for the Hart Trophy as the league's MVP.
- D Brad Stuart** was named as a finalist (second) for the Calder Memorial Trophy. He is also named to the NHL's All-Rookie Team. **C Mike Ricci** was named as a finalist (third) for the Frank J. Selke Trophy.

MAJOR TRANSACTIONS

- Named **Rich Preston** and **Cap Raeder** assistant coaches, June 24, 2000.
- To prevent the loss of **G Evgeni Nabokov** in the NHL Expansion Draft, the Sharks trade RW Jan Caloun, a ninth round selection in the 2000 NHL Entry Draft and future considerations to Columbus for future considerations and trade D Andy Sutton, a seventh round selection in 2000 and a third round selection in 2001 to Minnesota in exchange for an eighth round selection in 2001 and future considerations on June 24, 2000.
- Re-signed Head Coach **Darryl Sutter** on June 5, 2000.
- Acquired RW **Todd Harvey** and a fourth round selection in the 2001 NHL Entry Draft from the New York Rangers in exchange for RW Radek Dvorak (previously acquired from Florida in exchange for G Mike Vernon and a third round selection in the 2000 NHL Entry Draft) on Dec. 30, 1999.

PACIFIC DIVISION

	GP	W	L	T	OTL	GF	GA	PTS
DALLAS (2)	82	43	29	10	6	211	184	102
LOS ANGELES (5)	82	39	31	12	4	245	228	90
PHOENIX (6)	82	39	35	8	4	232	228	90
SAN JOSE (8)	82	35	37	10	7	225	214	87
ANAHEIM (9)	82	34	36	12	3	217	227	83

FINAL STATISTICS

	NO	PLAYER	GP	G	A	PTS	PIM	
R	11	OWEN NOLAN	78	44	40	84	110	
C	25	VINCENT DAMPHOUSSE	82	21	49	70	58	
L	39	JEFF FRIESEN	82	26	35	61	47	
C	18	MIKE RICCI	82	20	24	44	60	
C	14	PATRICK MARLEAU	81	17	23	40	36	
R	24	NIKLAS SUNDSTROM	79	12	25	37	22	
D	7	*BRAD STUART	82	10	26	36	32	
R	15	ALEX KOROLYUK	57	14	21	35	35	
D	20	GARY SUTER	76	6	28	34	52	
L	19	MARCO STURM	74	12	15	27	22	
L	32,37	STEPHANE MATTEAU	69	12	12	24	61	
D	5	JEFF NORTON	62	0	20	20	49	
R	9	TODD HARVEY	(S,J) (NYR)	40	8	4	12	78
		(TOTAL)	71	3	3	6	62	
			71	11	7	18	140	
D	10	M. RAGNARSSON	63	3	13	16	38	
D	40	MIKE RATHJE	66	2	14	16	31	
R	21	TONY GRANATO	48	6	7	13	39	
C	12	RON SUTTER	78	5	6	11	34	
R	22	RONNIE STERN	67	4	5	9	151	
L	26	DAVE LOWRY	32	1	4	5	18	
D	27	BRYAN MARCHMENT	49	0	4	4	72	
D	43	*SCOTT HANNAN	30	1	2	3	10	
D	42	ANDY SUTTON	40	1	1	2	80	
L	32	MURRAY CRAVEN	19	0	2	2	4	
R	33	BRANT MYHRIS	13	0	1	1	97	
D	3	BOB ROUSE	26	0	1	1	19	
G	31	STEVE SHIELDS	67	0	1	1	29	
D	23	*SHAWN HEINS	1	0	0	0	2	
G	35	*EVGENI NABOKOV	11	0	0	0	0	
G	29	MIKE VERNON	15	0	0	0	0	

GOALTENDERS

NO	GOALTENDER	GP	MINS	AVG	W	L	T	EN	SO	GA	SA	SV %	G	A	PIM
35	*E. NABOKOV	11	414	2.17	2	2	1	2	1	15	186	.910	0	0	0
29	& MIKE VERNON	15	772	2.49	6	5	1	0	0	32	380	.911	0	0	0
31	STEVE SHIELDS	67	3797	2.56	27	30	8	3	4	162	1826	.911	0	1	29
	TOTALS	82	5004	2.57	35	37	10	5	5	214	2357	.909	0	1	29

* — ROOKIE & — TRADED

GAME-BY-GAME RESULTS

GA	DATE	OPPONENT	RESULT	RECORD
1	10/02	CALGARY	5-3 W	1-0-0-0
2	10/04	CHICAGO	7-1 W	2-0-0-0
3	10/07	EDMONTON	3-2 W*	3-0-0-0
4	10/09	DALLAS	2-3 L	3-1-0-0
5	10/11	@ ANAHEIM	3-5 L	3-2-0-0
6	10/13	@ DALLAS	2-0 W	4-2-0-0
7	10/14	@ NASHVILLE	5-1 W	5-2-0-0
8	10/16	@ WASHINGTON	3-2 W	6-2-0-0
9	10/19	@ N.Y. RANGERS	2-1 W	7-2-0-0
10	10/20	@ DETROIT	3-6 L	7-3-0-0
11	10/23	BOSTON	1-3 L	7-4-0-0
12	10/24	@ LOS ANGELES	3-4 L	7-5-0-0
13	10/28	NASHVILLE	3-2 W	8-5-0-0
14	10/30	PITTSBURGH	1-1 T	8-5-1-0
15	10/31	WASHINGTON	2-1 W	9-5-1-0
16	11/03	PHOENIX	6-3 W	10-5-1-0
17	11/05	PHILADELPHIA	1-3 L	10-6-1-0
18	11/06	DALLAS	2-1 W	11-6-1-0
19	11/09	@ VANCOUVER	4-4 T	11-6-2-0
20	11/10	@ CALGARY	3-4 L*	11-7-2-1
21	11/13	@ PHILADELPHIA	2-3 L	11-8-2-1
22	11/15	@ TORONTO	2-4 L	11-9-2-1
23	11/16	@ MONTREAL	4-1 W	12-9-2-1
24	11/18	@ OTTAWA	4-1 W	13-9-2-1
25	11/20	@ ST. LOUIS	1-1 T	13-9-3-1
26	11/23	MONTREAL	2-3 L*	13-10-3-2
27	11/27	@ LOS ANGELES	1-4 L	13-11-3-2
28	11/28	NEW JERSEY	4-3 W*	14-11-3-2
29	12/01	@ DETROIT	2-4 L	14-12-3-2
30	12/02	@ PITTSBURGH	5-2 W	15-12-3-2
31	12/04	@ ST. LOUIS	2-4 L	15-13-3-2
32	12/06	TAMPA BAY	3-3 T	15-13-4-2
33	12/08	COLORADO	4-2 W	16-13-4-2
34	12/10	ATLANTA	4-1 W	17-13-4-2
35	12/14	CHICAGO	2-5 L	17-14-4-2
36	12/19	@ PHOENIX	3-4 L	17-15-4-2
37	12/20	DETROIT	3-4 L	17-16-4-2
38	12/22	LOS ANGELES	2-1 W	18-16-4-2
39	12/26	ANAHEIM	0-1 L	18-17-4-2
40	12/27	@ DALLAS	3-1 W	19-17-4-2
41	12/30	@ ST. LOUIS	1-2 L*	19-18-4-3
42	01/01	@ NASHVILLE	2-3 L	19-19-4-3
43	01/02	@ CHICAGO	4-1 W	20-19-4-3
44	01/05	@ EDMONTON	1-1 T	20-19-5-3
45	01/08	FLORIDA	2-4 L	20-20-5-3
46	01/11	ST. LOUIS	2-5 L	20-21-5-3
47	01/15	LOS ANGELES	3-2 W*	21-21-5-3
48	01/17	@ CHICAGO	4-5 L*	21-22-5-4
49	01/19	@ COLORADO	0-0 T	21-22-6-4
50	01/22	ANAHEIM	4-3 W	22-22-6-4
51	01/23	@ PHOENIX	2-3 L*	22-23-6-5
52	01/25	COLORADO	3-4 L	22-24-6-5
53	01/28	@ VANCOUVER	1-4 L	22-25-6-5
54	01/29	N.Y. ISLANDERS	2-3 L	22-26-6-5
55	02/01	PHOENIX	0-1 L*	22-27-6-7
56	02/03	@ COLORADO	3-3 T	22-27-7-7
57	02/08	@ TAMPA BAY	8-0 W	23-27-7-7
58	02/09	@ FLORIDA	1-4 L	23-28-7-7
59	02/11	@ ATLANTA	3-0 W	24-28-7-7
60	02/13	@ NEW JERSEY	1-3 L	24-29-7-7
61	02/15	@ N.Y. ISLANDERS	4-1 W	25-29-7-7
62	02/18	@ ANAHEIM	4-4 T	25-29-8-7
63	02/23	ST. LOUIS	1-4 L	25-30-8-7
64	02/26	LOS ANGELES	6-3 W	26-30-8-7
65	02/29	ANAHEIM	2-4 L	26-31-8-7
66	03/02	NASHVILLE	4-3 W	27-31-8-7
67	03/04	CAROLINA	2-5 L	27-32-8-7
68	03/06	N.Y. RANGERS	2-1 W	28-32-8-7
69	03/08	DETROIT	1-1 T	28-32-9-7
70	03/13	CALGARY	5-3 W	29-32-9-7
71	03/15	BUFFALO	6-5 W*	30-32-9-7
72	03/17	@ ANAHEIM	2-4 L	30-33-9-7
73	03/19	@ DALLAS	3-5 L	30-34-9-7
74	03/22	VANCOUVER	4-3 W	31-34-9-7
75	03/24	PHOENIX	5-1 W	32-34-9-7
76	03/27	EDMONTON	1-2 L	32-35-9-7
77	03/29	@ LOS ANGELES	1-1 T	32-35-10-7
78	04/01	@ CALGARY	0-3 L	32-36-10-7
79	04/03	@ EDMONTON	1-0 W	33-36-10-7
80	04/05	DALLAS	5-2 W	34-36-10-7
81	04/07	@ PHOENIX	3-1 W	35-36-10-7
82	04/09	VANCOUVER	2-5 L	35-37-10-7

* — OVERTIME



1998-99 SEASON REVIEW

SEASON HIGHLIGHTS

- Tied or set six club records, including most ties (18), lowest goals-against average (2.28), fewest goals against (191), short-handed goals against (4, T-1st in NHL), and shutouts (8).
- Winning percentage of .488 tied all-time mark set in 1993-94.
- Trade deadline acquisition **C Vincent Damphousse** scores 13 points (7-6=13) in 12 games with San Jose to help boost the Sharks into the Stanley Cup Playoffs for the second consecutive season.
- Head Coach **Darryl Sutter** becomes franchise's all-time winningest coach with his 56th win at Vancouver on March 3, surpassing Kevin Constantine's 55 wins.
- **RW Owen Nolan** becomes fifth team captain in franchise history, Oct. 28, 1998.

MAJOR TRANSACTIONS

- Acquired **RW Niklas Sundstrom** and a third round selection in the 2000 NHL Entry Draft from Tampa Bay in exchange for LW Shawn Burr, D Andrei Zyuzin, LW Steve Guolla and D Bill Houlder on Aug. 4, 1999.
- Acquired **C Vincent Damphousse** from Montreal in exchange for a fifth round selection in the 1999 NHL Entry Draft, a first round selection in the 2000 NHL Entry Draft and a second round selection in the 2001 NHL Entry Draft on March 23, 1999.
- Acquired **D Jeff Norton** from Florida in exchange for LW Alex Hicks and a fifth round selection in the 1999 NHL Entry Draft on Nov. 11, 1999.
- Acquired **G Johan Hedberg** from Philadelphia in exchange for a seventh round selection in the 1999 NHL Entry Draft on July 6, 1998.

PACIFIC DIVISION

	GP	W	L	T	GF	GA	PTS	P/CT
DALLAS (1)	82	51	19	12	236	168	114	.695
PHOENIX (4)	82	39	31	12	205	197	90	.549
ANAHEIM (6)	82	35	34	13	215	206	83	.506
SAN JOSE (7)	82	31	33	18	196	191	80	.488
LOS ANGELES (11)	82	32	45	5	189	222	69	.421

FINAL STATISTICS

P	NO	PLAYER	GP	G	A	PTS	PIM
L	39	JEFF FRIESEN	78	22	35	57	42
C	25	V. DAMPHOUSSE (MTL)	65	12	24	36	46
		(SJ)	12	7	6	13	4
		(TOTAL)	77	19	30	49	50
R	17	JOE MURPHY	76	25	23	48	73
C	14	PATRICK MARLEAU	81	21	24	45	24
R	11	OWEN NOLAN	78	19	26	45	129
C	18	MIKE RICCI	82	13	26	39	68
L	19	MARCO STURM	78	16	22	38	52
D	2	BILL HOULDER	76	9	23	32	40
R	15	*ALEX KOROLYUK	55	12	18	30	26
R	37	STEPHANE MATTEAU	68	8	15	23	73
D	5	JEFF NORTON (FLA)	3	0	0	0	2
		(SJ)	69	4	18	22	42
		(TOTAL)	72	4	18	22	44
R	22	RONNIE STERN	78	7	9	16	158
L	26	DAVE LOWRY	61	6	9	15	24
D	40	MIKE RATHJUE	82	5	9	14	36
L	32	MURRAY CRAVEN	43	4	10	14	18
D	10	M. RAGNARSSON	74	0	13	13	66
L	21	TONY GRANATO	35	6	6	12	54
D	3	BOB ROUSE	70	0	11	11	44
C	12	RON SUTTER	59	3	6	9	40
D	27	BRYAN MARCHMENT	59	2	6	8	101
D	4	ANDREI ZYUZIN	25	3	1	4	38
L	36	STEPHEN GUOLLA	14	2	2	4	6
D	42	*ANDY SUTTON	31	0	3	3	65
C	8	JARROD SKALDE	17	1	1	2	4
D	6	*SCOTT HANNAN	5	0	2	2	6
C	9	BERNIE NICHOLLS	10	0	2	2	4
R	33	BRANT MYHRES	30	1	0	1	116
C	13	JAMIE BAKER	1	0	1	1	0
L	7	SHAWN BURR	18	0	1	1	29
G	31	STEVE SHIELDS	37	0	1	1	6
R	25	MIKE CRAIG	1	0	0	0	0
D	20	GARY SUTER	1	0	0	0	0
G	30	SEAN GAUTHIER	1	0	0	0	0
D	23	*SHAWN HEINS	5	0	0	0	13
G	29	MIKE VERNON	49	0	0	0	8

GAME-BY-GAME RESULTS

GA	DATE	OPPONENT	RESULT	RECORD
1	10/9	@ CALGARY (TOKYO)	3-3 T	0-0-1
2	10/10	CALGARY (TOKYO)	3-5 L	0-1-1
3	10/18	BOSTON	0-3 L	0-2-1
4	10/20	@ PHILADELPHIA	1-3 L	0-3-1
5	10/22	@ CHICAGO	2-2 T	0-3-2
6	10/24	@ DALLAS	1-2 L	0-4-2
7	10/28	PHOENIX	2-4 L	0-5-2
8	10/29	@ COLORADO	2-4 L	0-6-2
9	10/31	TAMPA BAY	6-1 W	1-6-2
10	11/4	DALLAS	4-0 W	2-6-2
11	11/6	@ ANAHEIM	2-2 T	2-6-3
12	11/7	ST. LOUIS	2-2 T	2-6-4
13	11/10	NASHVILLE	2-4 L	2-7-4
14	11/12	CAROLINA	3-0 W	3-7-4
15	11/18	LOS ANGELES	5-4 W	4-7-4
16	11/20	PHOENIX	1-2 L*	4-8-4
17	11/21	N.Y. RANGERS	2-2 T	4-8-5
18	11/23	@ DALLAS	2-3 L	4-9-5
19	11/25	@ CAROLINA	0-3 L	4-10-5
20	11/27	@ ST. LOUIS	4-2 W	5-10-5
21	11/29	@ DETROIT	1-4 L	5-11-5
22	12/2	DALLAS	0-3 L	5-12-5
23	12/4	DETROIT	2-2 T	5-12-6
24	12/6	ANAHEIM	1-2 L	5-13-6
25	12/9	@ DALLAS	3-3 T	5-13-7
26	12/10	@ NASHVILLE	1-2 L	5-14-7
27	12/12	WASHINGTON	2-1 W	6-14-7
28	12/15	N.Y. ISLANDERS	0-1 L	6-15-7
29	12/17	NASHVILLE	3-1 W	7-15-7
30	12/19	COLORADO	2-1 W	8-15-7
31	12/23	@ EDMONTON	5-3 W	9-15-7
32	12/26	VANCOUVER	2-0 W	10-15-7
33	12/28	PHILADELPHIA	1-1 T	10-15-8
34	12/30	@ LOS ANGELES	1-5 L	10-16-8
35	1/2	@ N.Y. ISLANDERS	4-3 W*	11-16-8
36	1/4	@ N.Y. RANGERS	3-4 L	11-17-8
37	1/5	@ NEW JERSEY	3-3 T	11-17-9
38	1/7	@ NASHVILLE	4-3 W	12-17-9
39	1/9	BUFFALO	2-2 T	12-17-10
40	1/11	LOS ANGELES	4-0 W	13-17-10
41	1/13	DALLAS	1-2 L	13-18-10
42	1/15	PITTSBURGH	3-2 W	14-18-10
43	1/16	CALGARY	3-3 T	14-18-11
44	1/18	NEW JERSEY	3-1 W	15-18-11
45	1/21	EDMONTON	3-3 T	15-18-12
46	1/26	ST. LOUIS	0-3 L	15-19-12
47	1/30	@ COLORADO	0-5 L	15-20-12
48	2/1	CHICAGO	5-1 W	16-20-12
49	2/4	@ PHOENIX	1-3 L	16-21-12
50	2/6	@ LOS ANGELES	0-2 L	16-22-12
51	2/8	@ PHOENIX	3-0 W	17-22-12
52	2/10	@ CHICAGO	5-2 W	18-22-12
53	2/11	@ ST. LOUIS	5-1 W	19-22-12
54	2/13	@ TAMPA BAY	3-1 W	20-22-12
55	2/15	@ FLORIDA	2-2 T	20-22-13
56	2/17	@ DETROIT	1-3 L	20-23-13
57	2/19	@ BUFFALO	2-4 L	20-24-13
58	2/20	@ WASHINGTON	1-3 L	20-25-13
59	2/24	VANCOUVER	1-1 T	20-25-14
60	2/26	@ ANAHEIM	1-3 L	20-26-14
61	2/27	ANAHEIM	1-4 L	20-27-14
62	3/1	@ CALGARY	2-1 W	21-27-14
63	3/2	@ VANCOUVER	4-3 W	22-27-14
64	3/6	CHICAGO	0-4 L	22-28-14
65	3/9	PHOENIX	4-2 W	23-28-14
66	3/12	DETROIT	2-0 W	24-28-14
67	3/13	OTTAWA	3-2 W	25-28-14
68	3/17	FLORIDA	4-2 W	26-28-14
69	3/20	@ BOSTON	2-2 T	26-28-15
70	3/22	@ MONTREAL	1-1 T	26-28-16
71	3/24	@ TORONTO	8-5 W	27-28-16
72	3/26	@ OTTAWA	1-1 T	27-28-17
73	3/28	@ EDMONTON	2-5 L	27-29-17
74	3/31	COLORADO	2-3 L	27-30-17
75	4/2	@ VANCOUVER	7-0 W	28-30-17
76	4/3	VANCOUVER	5-2 W	29-30-17
77	4/6	@ PHOENIX	1-0 W	30-30-17
78	4/8	@ LOS ANGELES	2-3 L	30-31-17
79	4/9	@ ANAHEIM	4-1 W	31-31-17
80	4/12	EDMONTON	4-5 L*	31-32-17
81	4/16	LOS ANGELES	0-2 L	31-33-17
82	4/17	ANAHEIM	3-3 T	31-33-18

* — OVERTIME

GOALTENDERS

NO	GOALTENDER	GP	MIN	AVG	W	L	T	SO	GA
30	SEAN GAUTHIER	1	3	.00	0	0	0	0	0
31	STEVE SHIELDS	37	2162	2.22	15	11	8	4	80
29	MIKE VERNON	49	2831	2.27	16	22	10	4	107
	TOTALS	82	5016	2.28	31	33	18	8	191

* — ROOKIE

RECORD BOOK



1997-98 SEASON REVIEW

SEASON HIGHLIGHTS

- Set a franchise record for most wins (34).
- Sharks qualify for the Stanley Cup Playoffs after a two-year absence.
- Posted a seven-game unbeaten streak, April 1-16 (4-0-3).
- **LW Jeff Friesen** (63 points) became the youngest NHL player (21 years old) ever to lead his team in scoring.
- Team posts second-highest point total ever (78) (34-38-10).

MAJOR TRANSACTIONS

- Acquired a first round selection (third overall, D Brad Stuart) and second round selection (29th overall, RW Jonathan Cheechoo) in the 1998 NHL Entry Draft from Nashville in exchange for San Jose's first round selection (second overall) and second round selection (85th overall) in the 1998 NHL Entry Draft.
- Acquired G **Steve Shields** and a fourth round selection in the 1998 NHL Entry Draft from Buffalo Sabres in exchange for G Kay Whitmore, a second round selection in 1998 (from Colorado) and future considerations on June 26, 1998.
- Acquired D **Bryan Marchment** and D **David Shaw** from Tampa Bay in exchange for LW Andrei Nazarov and Tampa Bay's option to swap first round picks in the 1998 NHL Entry Draft on March 24, 1998.
- Acquired C **Mike Ricci** and a second round selection in the 1998 NHL Entry Draft from Colorado in exchange for RW Sean Donovan and a first round selection in the 1998 NHL Entry Draft on Nov. 20, 1997.
- Acquired G **Mike Vernon** from Detroit in exchange for second round draft selections in the 1998 and 1999 NHL Entry Drafts on Aug. 18, 1997.
- Acquired LW **Stephane Matteau** from St. Louis in exchange for C Darren Turcotte on July 25, 1997.
- Acquired LW **Murray Craven** from Chicago in exchange for LW Petri Varis and a sixth round selection in the 1998 NHL Entry Draft on July 24, 1997.

PACIFIC DIVISION

	GP	W	L	T	GF	GA	PTS	P/CT
COLORADO (2)	82	39	26	17	231	205	95	.579
LOS ANGELES (5)	82	38	33	11	227	225	87	.530
EDMONTON (7)	82	35	37	10	215	224	80	.488
SAN JOSE (8)	82	34	38	10	210	216	78	.476
CALGARY (11)	82	26	41	15	217	252	67	.408
ANAHEIM (12)	82	23	43	13	205	261	65	.396
VANCOUVER (13)	82	25	43	14	224	273	64	.390

FINAL STATISTICS

P	NO	PLAYER	GP	G	A	PTS	PIM
L	39	JEFF FRIESEN	79	31	32	63	40
R	15	JOHN MACLEAN	(NJ)	26	3	8	11
		(SJ)	51	13	19	32	28
		(TOTAL)	77	16	27	43	4
R	11	OWEN NOLAN	75	14	27	41	144
C	14	*PATRICK MARLEAU	74	13	19	32	14
D	2	BILL HOULDER	82	7	25	32	48
L	19	*MARCO STURM	74	10	20	30	40
L	37	STEPHANE MATTEAU	73	15	14	29	60
L	22	MURRAY CRAVEN	67	12	17	29	25
C	9	BERNIE NICHOLLS	60	6	22	28	26
C	18	MIKE RICCI	(COL)	6	0	4	2
		(SJ)	59	9	14	23	30
		(TOTAL)	65	9	18	27	32
R	21	TONY GRANATO	59	9	25	70	70
D	10	NICHOLAS RAGARSSON	79	5	20	25	65
R	17	JOE MURPHY	(STL)	27	4	9	13
		(SJ)	10	5	4	9	14
		(TOTAL)	37	9	13	22	36
D	5	*DODD GILL	64	8	13	21	31
D	40	MIKE RATHJUE	81	3	12	15	59
D	20	*ANDREI ZYLON	56	6	7	13	66
D	27	BRYAN MARCHMENT	(EDM)	27	0	4	58
		(TB)	22	2	4	6	43
		(SJ)	12	0	3	3	43
		(TOTAL)	61	2	11	13	144
L	28	SHAWN BURR	42	6	6	12	50
D	33	MARTY MCSORLEY	56	2	10	12	140
C	16	JARRON SKALDE	(SJ)	22	4	6	10
		(CHI)	4	0	1	1	2
		(DAL)	0	1	0	0	0
		(CHI)	3	0	0	0	2
		(TOTAL)	30	4	7	11	18
D	5	DOUG BODGER	28	4	6	10	32
D	7	AL INFANTE	21	7	9	28	68
C	12	RON SUTTER	57	2	7	9	22
L	26	DAVE LOWRY	(FLA)	7	0	0	2
		(SJ)	50	4	4	8	51
		(TOTAL)	57	4	4	8	53
C	25	VIKTOR KOZLOV	18	5	7	2	2
R	12	SEAN DONOVAN	20	3	3	6	22
R	27	*ALEXANDER KOROLYUK	19	2	3	5	6
D	7	*RICHARD BRENNAN	11	1	2	3	2
L	17	STEPHEN GUILLA	7	1	1	2	0
L	62	ANDREI NAZAROV	40	1	1	2	112
G	29	MIKE VERNON	62	0	2	2	24
D	24	BARRY POTOMSKI	9	0	1	1	30
G	30	JASON MUZZATTI	(NVR)	6	0	0	10
		(SJ)	1	0	0	0	0
		(TOTAL)	7	0	0	0	10
D	5	KEN SUTTON	(NJ)	13	0	0	6
		(SJ)	15	0	0	0	15
		(TOTAL)	21	0	0	0	21
G	32	KELLY HRUDEY	28	0	0	0	2
C	16	DODD WOOD	8	0	0	0	40
L	34	NIKLAS ANDERSSON	5	0	0	0	2

GAME-BY-GAME RESULTS

GA	DATE	OPPONENT	RESULT	RECORD
1	10/1	EDMONTON	3-5 L	0-1-0
2	10/4	CHICAGO	3-2 W	1-1-0
3	10/7	OTTAWA	0-1 L	1-2-0
4	10/9	@ COLORADO	2-3 L	1-3-0
5	10/11	BOSTON	5-2 W	2-3-0
6	10/13	PHILADELPHIA	2-5 L*	2-4-0
7	10/16	N.Y. ISLANDERS	2-5 L	2-5-0
8	10/19	@ PHOENIX	3-5 L	2-6-0
9	10/22	PITTSBURGH	2-5 L	2-7-0
10	10/25	@ NEW JERSEY	4-3 W	3-7-0
11	10/27	@ N.Y. ISLANDERS	2-1 W	4-7-0
12	10/29	@ DETROIT	3-4 L	4-8-0
13	10/31	@ CHICAGO	3-5 L	4-9-0
14	11/1	@ ST. LOUIS	0-2 L	4-10-0
15	11/4	TORONTO	0-0 T	4-10-1
16	11/7	MONTREAL	3-4 L	4-11-1
17	11/8	TAMPA BAY	3-1 W	5-11-1
18	11/10	@ ANAHEIM	6-4 W	6-11-1
19	11/12	VANCOUVER	2-5 L	6-12-1
20	11/13	@ LOS ANGELES	3-6 L	6-13-1
21	11/15	PHOENIX	2-3 L	6-14-1
22	11/18	ANAHEIM	4-2 W	7-14-1
23	11/20	@ PHILADELPHIA	3-0 W	8-14-1
24	11/22	@ WASHINGTON	5-2 W	9-14-1
25	11/24	@ MONTREAL	2-2 T	9-14-2
26	11/25	@ TORONTO	1-3 L	9-15-2
27	11/28	NEW JERSEY	2-4 L	9-16-2
28	11/30	@ EDMONTON	1-6 L	9-17-2
29	12/1	@ CALGARY	2-3 L*	9-18-2
30	12/4	@ VANCOUVER	3-2 W	10-18-2
31	12/10	WASHINGTON	3-3 T	10-18-3
32	12/12	@ DALLAS	1-0 W	11-18-3
33	12/14	@ CHICAGO	2-1 W	12-18-3
34	12/16	DETROIT	5-1 W	13-18-3
35	12/18	VANCOUVER	0-0 T	13-18-4
36	12/21	@ ANAHEIM	4-2 W	14-18-4
37	12/26	PHOENIX	0-4 L	14-19-4
38	12/29	@ TAMPA BAY	1-2 L	14-20-4
39	12/30	@ FLORIDA	2-2 T	14-20-5
40	1/2	@ DETROIT	4-1 W	15-20-5
41	1/3	@ BOSTON	0-3 L	15-21-5
42	1/6	ST. LOUIS	1-5 L	15-22-5
43	1/10	BUFFALO	5-2 W	16-22-5
44	1/12	DALLAS	1-3 L	16-23-5
45	1/14	LOS ANGELES	2-4 L	16-24-5
46	1/15	@ COLORADO	2-2 T	16-24-6
47	1/21	CALGARY	7-1 W	17-24-6
48	1/23	EDMONTON	3-2 W	18-24-6
49	1/24	FLORIDA	1-1 T	18-24-7
50	1/27	ANAHEIM	4-2 W	19-24-7
51	1/29	CHICAGO	0-3 L	19-25-7
52	1/31	COLORADO	5-2 W	20-25-7
53	2/2	N.Y. RANGERS	2-3 L	20-26-7
54	2/4	@ EDMONTON	3-0 W	21-26-7
55	2/5	@ CALGARY	2-4 L	21-27-7
56	2/7	@ VANCOUVER	3-6 L	21-28-7
57	2/26	ST. LOUIS	3-1 W	22-28-7
58	2/28	@ EDMONTON	1-4 L	22-29-7
59	3/3	CAROLINA	1-3 L	22-30-7
60	3/5	DETROIT	5-4 W	23-30-7
61	3/6	@ ANAHEIM	3-0 W	24-30-7
62	3/9	TORONTO	3-2 W	25-30-7
63	3/11	@ N.Y. RANGERS	3-5 L	25-31-7
64	3/12	@ BUFFALO	1-3 L	25-32-7
65	3/14	@ CAROLINA	2-1 W	26-32-7
66	3/16	LOS ANGELES	2-1 W	27-32-7
67	3/18	DALLAS	1-3 L	27-33-7
68	3/21	COLORADO	0-2 L	27-34-7
69	3/22	@ PHOENIX	1-3 L	27-35-7
70	3/24	LOS ANGELES	3-4 L	27-36-7
71	3/26	@ LOS ANGELES	5-2 W	28-36-7
72	3/28	@ DALLAS	4-1 W	29-36-7
73	3/30	@ ST. LOUIS	2-6 L	29-37-7
74	4/1	@ PITTSBURGH	3-2 W	30-37-7
75	4/2	@ OTTAWA	3-3 T	30-37-8
76	4/4	@ TORONTO	5-3 W	31-37-8
77	4/7	CALGARY	6-0 W	32-37-8
78	4/9	ANAHEIM	4-2 W	33-37-8
79	4/11	VANCOUVER	1-1 T	33-37-9
80	4/15	@ CALGARY	3-3 T	33-37-10
81	4/16	@ COLORADO	1-4 L	33-38-10
82	4/18	CALGARY	4-1 W	34-38-10

* — OVERTIME

GOALTENDERS

NO	GOALTENDER	GP	MIN	AVG	W	L	T	SO	GA
29	MIKE VERNON	62	3564	2.46	30	22	8	5	146
32	KELLY HRUDEY	28	1360	2.74	4	16	2	1	62
30	JASON MUZZATTI	1	27	4.44	0	0	0	0	2
TOTALS		82	4973	2.61	34	38	10	7	216

* — ROOKIE & — TRADED

1996-97 SEASON REVIEW



SEASON HIGHLIGHTS

- **C Bernie Nicholls** played in his NHL 1,000th game at St. Louis on Oct. 20.
- **D Todd Gill** named fourth team captain in franchise history on Dec. 3.
- Sharks achieve their 100th consecutive sellout on Dec. 17 as 17,442 see the Sharks play hosts to Toronto.
- The 47th NHL All-Star Game was played at San Jose Arena on Jan. 18. Sharks are represented by **RW Owen Nolan** and **LW Tony Granato**, who was selected as the commissioner's special selection for the Western Conference. Granato is named a starter on the Western Conference squad and Nolan recorded a hat trick.
- **Granato** became the first player in franchise history to win a major postseason NHL award by receiving the Bill Masterton Memorial Trophy on June 21. The trophy is presented annually by the Professional Hockey Writers' Association to "the National Hockey League player who best exemplifies the qualities of perseverance, sportsmanship and dedication to hockey."

MAJOR TRANSACTIONS

- Acquired **G Ed Belfour** from Chicago in exchange for **G Chris Terreri**, **RW Ulf Dahlén** and **D Michal Sykora** on Jan. 25, 1997.
- Signed **C Ron Sutter** on Oct. 12, 1996.
- Acquired **D Marty McSorley** from New York Rangers in exchange for **D Jay More**, **C Brian Swanson** and fourth round draft selection in 1998 on Aug. 20, 1996.
- Signed free agent **LW Tony Granato** on Aug. 15, 1996.
- Signed free agent **C Bernie Nicholls** on July 30, 1996.
- Signed free agent **G Kelly Hrudey** on July 18, 1996.
- Acquired Chicago's 1996 first round draft selection (21st overall, **LW Marco Sturm**) in exchange for two 1996 second round draft selections on June 22, 1996.
- Acquired **D Al Iafate** from Boston in exchange for **RW Jeff Odgers** and fifth round draft selection in 1996 on June 21, 1996.
- Acquired **D Todd Gill** from Toronto in exchange for **C Jamie Baker** and fifth round draft selection in 1996 on June 14, 1996.
- **Al Sims** named as head coach on June 6, 1996.

PACIFIC DIVISION

	GP	W	L	T	GF	GA	PTS	P/PCT
COLORADO (1)	82	49	24	9	277	205	107	.652
ANAHEIM (4)	82	36	33	13	245	233	85	.518
EDMONTON (7)	82	36	37	9	252	247	81	.494
VANCOUVER (9)	82	35	40	7	257	273	77	.470
CALGARY (10)	82	32	41	9	214	239	73	.445
LOS ANGELES (12)	82	28	43	11	214	268	67	.409
SAN JOSE (13)	82	27	47	8	211	278	62	.378

FINAL STATISTICS

P	NO	PLAYER	GP	G	A	PTS	PIM
R	11	OWEN NOLAN	72	31	32	63	155
R	38	JEFF FRISEN	82	28	34	62	75
C	9	BERNIE NICHOLLS	65	12	33	45	63
L	25	VIKTOR KOZLOV	78	16	25	41	40
L	21	TONY GRANATO	76	25	15	40	159
C	8	DARREN TURCOTTE	65	16	21	37	16
L	62	ANDRI NIZAROV	60	12	15	27	222
L	17	STEPHEN GUILLIA	43	13	8	21	14
D	23	TODD GILL	79	0	21	21	101
R	22	ULF DAHLÉN	43	8	11	19	8
D	4	GREG HAWGWOOD	63	6	12	18	69
D	10	MARCUS HARRISON	69	3	14	17	63
D	33	MARTY MCSORLEY	57	4	12	16	186
D	3	DOUG BODGER	81	1	15	16	64
R	42	SHEAN DONOVAN	73	9	6	15	42
D	43	AL IAFATE	38	6	9	15	91
C	12	RON SUTTER	78	5	7	12	65
L	22	BOB ERREY	(DET)	36	1	2	3
		(SJ)	30	3	6	9	20
		(TOTAL)	66	4	8	12	47
D	44	VLASTIMIL KROUPA	35	2	6	8	12
D	40	MIKE RATUJE	31	0	8	8	21
D	6	MICHAŁ SYKORA	35	2	5	7	59
C	16	DODDY WOOD	44	3	2	5	193
L	7	VILLE PELTONEN	28	2	3	5	0
R	18	CHRIS TANCILL	25	4	0	4	8
R	19	TIM HUNTER	46	0	4	4	135
L	14	RAY WHITNEY	12	0	2	2	4
D	36	TODD EWEN	51	0	2	2	162
D	5	*JASON WIDMER	2	0	1	1	0
C	15	*ALEXEI YEGOROV	2	0	1	1	0
C	28	IAN FRASER	2	0	0	0	2
R	91	*JAN CALOUN	2	0	0	0	0
G	31	WADE FLAHERTY	7	0	0	0	0
D	26	CHRIS LUPINA	8	0	0	0	22
G	20	ED BELFOUR	(CHI)	33	0	0	26
		(SJ)	13	0	0	0	8
		(TOTAL)	46	0	0	0	34
G	32	KELLY HRUDEY	46	0	0	0	0
G	30	CHRIS TERRERI	22	0	0	0	0

GAME-BY-GAME RESULTS

GA	DATE	OPPONENT	RESULT	RECORD
1	10/5	N.Y. ISLANDERS	2-2 T	0-0-1
2	10/6	@ LOS ANGELES	7-6 W*	1-0-1
3	10/8	@ COLORADO	0-6 L	1-1-1
4	10/10	@ PHOENIX	1-4 L	1-2-1
5	10/12	BOSTON	3-5 L	1-3-1
6	10/16	FLORIDA	3-3 T	1-3-2
7	10/18	@ ANAHEIM	4-1 W	2-3-2
8	10/20	@ ST. LOUIS	3-2 W	3-3-2
9	10/22	@ TORONTO	3-4 L	3-4-2
10	10/24	@ NEW JERSEY	1-3 L	3-5-2
11	10/26	@ N.Y. ISLANDERS	2-2 T	3-5-3
12	10/27	@ CHICAGO	6-2 W	4-5-3
13	10/30	CALGARY	3-1 W	5-5-3
14	11/1	@ ANAHEIM	3-4 L	5-6-3
15	11/2	MONTREAL	4-3 W*	6-6-3
16	11/6	COLORADO	1-4 L	6-7-3
17	11/8	DALLAS	3-1 W	7-7-3
18	11/12	HARTFORD	3-4 L	7-8-3
19	11/15	@ DETROIT	1-5 L	7-9-3
20	11/16	@ PHILADELPHIA	2-2 T	7-9-4
21	11/18	@ BOSTON	2-4 L	7-10-4
22	11/21	DETROIT	1-6 L	7-11-4
23	11/23	ANAHEIM	0-3 L	7-12-4
24	11/27	CHICAGO	3-2 W	8-12-4
25	11/29	EDMONTON	2-4 L	8-13-4
26	12/1	@ ST. LOUIS	4-3 W	9-13-4
27	12/4	@ DALLAS	2-1 W	10-13-4
28	12/7	TAMPA BAY	3-4 L	10-14-4
29	12/11	WASHINGTON	3-2 W	11-14-4
30	12/13	PITTSBURGH	0-4 L	11-15-4
31	12/17	TORONTO	3-6 L	11-16-4
32	12/20	@ WASHINGTON	2-3 L	11-17-4
33	12/21	@ PITTSBURGH	1-3 L	11-18-4
34	12/23	@ DALLAS	1-1 W	12-18-4
35	12/26	VANCOUVER	6-1 W	13-18-4
36	12/28	@ EDMONTON	3-5 L	13-19-4
37	12/29	@ VANCOUVER	PPD TO 1/20/97	
37	12/31	@ CALGARY	5-1 W	14-19-4
38	1/2	PHILADELPHIA	1-4 L	14-20-4
39	1/4	CALGARY	3-4 L	14-21-4
40	1/7	BUFFALO	1-1 T	14-21-5
41	1/9	ST. LOUIS	3-4 L	14-22-5
42	1/11	@ EDMONTON	2-1 W	15-22-5
43	1/13	PHOENIX	5-4 W	16-22-5
44	1/20	@ VANCOUVER	1-6 L	16-23-5
45	1/22	LOS ANGELES	7-2 W	17-23-5
46	1/24	NEW JERSEY	1-3 L	17-24-5
47	1/27	@ VANCOUVER	2-5 L	17-25-5
48	1/29	@ EDMONTON	1-3 L	17-26-5
49	1/30	@ CALGARY	6-3 W	18-26-5
50	2/1	COLORADO	2-1 W	19-26-5
51	2/3	CHICAGO	2-4 L	19-27-5
52	2/5	LOS ANGELES	3-2 W	20-27-5
53	2/8	@ OTTAWA	3-3 T	20-27-6
54	2/10	@ MONTREAL	2-4 L	20-28-6
55	2/12	@ DETROIT	1-7 L	20-29-6
56	2/13	@ CHICAGO	3-7 L	20-30-6
57	2/16	@ BUFFALO	2-6 L	20-31-6
58	2/18	DALLAS	3-1 W	21-31-6
59	2/20	VANCOUVER	1-6 L	21-31-6
60	2/23	@ TAMPA BAY	3-4 L	21-32-6
61	2/25	@ FLORIDA	2-2 T	21-32-7
62	2/28	@ HARTFORD	3-2 W	22-32-7
63	3/1	@ TORONTO	2-3 L	22-33-7
64	3/3	@ N.Y. RANGERS	4-5 L*	22-34-7
65	3/6	OTTAWA	2-0 W	23-35-7
66	3/9	N.Y. RANGERS	1-2 L	23-36-7
67	3/11	ST. LOUIS	3-4 L	23-37-7
68	3/14	PHOENIX	1-4 L	23-38-7
69	3/15	DETROIT	4-7 L	23-39-7
70	3/19	@ CALGARY	2-4 L	23-40-7
71	3/20	@ VANCOUVER	2-1 W	24-40-7
72	3/22	@ LOS ANGELES	1-2 L	24-41-7
73	3/24	EDMONTON	1-5 L	24-42-7
74	3/26	TORONTO	1-2 L	24-43-7
75	3/28	EDMONTON	4-3 W	25-43-7
76	4/1	@ PHOENIX	1-7 L	25-44-7
77	4/2	ANAHEIM	5-5 T	25-44-8
78	4/4	COLORADO	7-6 W*	26-44-8
79	4/7	VANCOUVER	2-3 L	26-45-8
80	4/9	@ COLORADO	4-1 W	27-45-8
81	4/11	ANAHEIM	3-4 L	27-46-8
82	4/12	@ LOS ANGELES	1-4 L	27-47-8

* — OVERTIME

GOALTENDERS

NO	GOALTENDER	GP	MINS	AVG	W	L	T	SO	GA
30	CHRIS TERRERI	22	1200	2.75	6	10	3	0	55
32	KELLY HRUDEY	48	2631	3.19	16	24	5	0	140
20	ED BELFOUR (CHI)	33	1966	2.69	11	15	6	1	88
	(SJ)	13	757	3.41	3	9	0	1	43
	(TOTAL)	46	2723	2.89	14	24	6	1	131
31	WADE FLAHERTY	7	359	5.18	2	4	0	0	31
TOTALS		82	4970	3.36	27	47	8	1	278

* — ROOKIE



1995-96 SEASON REVIEW

SEASON HIGHLIGHTS

- **RW Owen Nolan** represented the Sharks at the 1995-96 NHL All-Star Game in Boston on Jan. 20, 1996.
- Rookie **C Alexei Yegorov** became the first Sharks player to record a hat trick in the first game which he has ever scored a goal, accomplishing the feat in Calgary on Feb. 20, 1996.
- On the third goal of his hat trick on Feb. 20, **Yegorov** also posted the 1,000th goal in Sharks history, assisted by LW **Viktor Kozlov** and **Nolan**.
- **D Marcus Ragnarsson** was a leading candidate for the Calder Memorial Trophy, presented annually to the NHL's top rookie.
- Sharks sold out all 41 home games.
- Owner **George Gund** received the prestigious Lester Patrick Trophy, awarded for outstanding service and contributions to hockey in the United States. Gund was one of three (Milt Schmidt and Ken Morrow) who were honored on May 1, 1996.

MAJOR TRANSACTIONS

- Acquired **C Darren Turcotte** and a second round selection in the 1996 NHL Entry Draft from Winnipeg in exchange for C Craig Janney on March 18, 1996.
- Acquired a second and fourth round selection in the 1996 NHL Entry Draft from Florida in exchange for RW Ray Sheppard on March 16, 1996.
- Named **Jim White** head coach and announced dismissal of Head Coach Kevin Constantine on Dec. 7, 1995.
- Acquired **D Doug Bodger** from Buffalo in exchange for LW Vlastislav Varada, rights to RW Martin Spahnel, Philadelphia's fourth round pick in 1996 NHL Entry Draft and one of Philadelphia's two first round selections in the 1996 NHL Entry Draft on Nov. 16, 1995.
- Acquired one of Philadelphia's two first round selections in 1996 NHL Entry Draft, Philadelphia's fourth round pick in 1996 NHL Entry Draft and rights to RW **Martin Spahnel** in exchange for RW Pat Falloon on Nov. 16, 1995.
- Acquired **RW Owen Nolan** from Colorado in exchange for D Sandis Ozolins, Oct. 26, 1995.
- Acquired **RW Ray Sheppard** from Detroit in exchange for C Igor Larionov, Oct. 24, 1995.

PACIFIC DIVISION

	GP	W	L	T	GF	GA	PTS	P/PTCT
COLORADO (2)	82	47	25	10	326	240	104	.634
CALGARY (6)	82	34	37	11	241	240	79	.482
VANCOUVER (7)	82	32	35	15	278	278	79	.482
ANAHEIM (9)	82	35	39	8	234	247	78	.476
EDMONTON (10)	82	30	44	8	240	304	68	.415
LOS ANGELES (12)	82	24	40	18	256	302	66	.402
SAN JOSE (13)	82	20	55	7	252	357	47	.287

FINAL STATISTICS

P	NO	PLAYER	GP	G	A	PTS	PIM
R	11	OWEN NOLAN (COL)	9	4	4	8	9
		(SJ)	72	29	32	61	137
		(TOTAL)	81	33	36	69	146
C	29	CRAIG JANNEY	71	13	49	62	26
L	38	JEFF FRISEN	79	15	31	46	42
R	26	RAY SHEPPARD	51	27	19	46	10
C	9	DARREN TURCOTTE (WPG)	59	16	16	32	26
		(SJ)	9	6	5	11	4
		(TOTAL)	68	22	21	43	30
R/L	8	KEVIN MILLER	68	22	20	42	41
L/C	14	RAY WHITNEY	60	17	24	41	16
D	33	MARCUS RAGNARSSON	71	8	31	39	42
C	13	JAMIE BAKER	77	16	17	33	79
R	22	ULF DAHLIN	59	16	12	28	27
D	3	DOUG BODGER (BUF)	16	0	5	5	18
		(SJ)	57	4	19	23	50
		(TOTAL)	73	4	24	28	68
R	18	CHRIS TANCILL	45	7	16	23	20
R	42	"SHEAN DONOVAN	74	13	8	21	39
D	38	MICHAEL SYKORA	79	4	16	20	54
D	34	YVES RACINE (MTL)	25	0	3	3	26
		(SJ)	32	1	16	17	28
		(TOTAL)	57	1	19	20	54
L	25	"VIKTOR KOZLOV	62	6	13	19	6
R	36	JEFF GODDERS	78	12	4	16	192
L	23	ANDREI NAZAROV	42	7	7	14	62
L	37	"VILLE PELTONEN	31	2	11	13	14
R	43	"JAN CALOUN	11	8	3	11	0
C	16	"DOODY WOOD	32	3	6	9	138
D	4	JAY MORE	74	2	7	9	147
D	44	VLASTISLAV KROUPA	27	1	7	8	18
D	2	JIM KYTE	57	1	7	8	146
D	40	MIKE RATHJUE	27	0	7	7	14
C	48	"ALEXEI YEGOROV	9	3	3	2	5
D	41	TOM PEDERSON	60	1	4	5	0
G	30	CHRIS TERRERI (NJ)	4	0	0	0	77
		(SJ)	46	0	5	5	4
		(TOTAL)	50	0	5	5	81
R	21	DAVE BROWN	37	3	1	4	46
D	6	SANDIS OZOLINS	7	1	3	4	4
R	17	PAT FALLOON	9	3	0	3	4
C	8	IGOR LARIONOV	4	1	1	2	0
D	28	SERGEI BAUTIN	1	0	0	0	2
G	29	"GEOFF SARJEANT	4	0	0	0	2
G	32	ARTURS IRBE	22	0	0	0	4
G	31	WADE FLAHERTY	24	0	0	0	4

* — ROOKIE

GAME-BY-GAME RESULTS

GA	DATE	OPPONENT	RESULT	RECORD
1	10/7	CHICAGO	3-4 L	0-1-0
2	10/12	BOSTON	6-6 T	0-1-1
3	10/14	VANCOUVER	6-7 L	0-2-1
4	10/17	@ TORONTO	2-7 L	0-3-1
5	10/19	@ WINNIPEG	3-3 T	0-3-2
6	10/22	@ EDMONTON	1-1 T	0-3-3
7	10/25	WINNIPEG	1-6 L	0-4-3
8	10/28	DALLAS	3-4 L	0-5-3
9	10/30	@ VANCOUVER	3-4 L	0-6-3
10	10/31	N.Y. RANGERS	3-5 L	0-7-3
11	11/2	NEW JERSEY	3-3 T	0-7-4
12	11/4	ST. LOUIS	7-3 W	1-7-4
13	11/7	@ HARTFORD	3-7 L	1-8-4
14	11/8	@ BUFFALO	2-7 L	1-9-4
15	11/10	PITTSBURGH	1-9 L	1-10-4
16	11/11	DETROIT	2-5 L	1-11-4
17	11/14	N.Y. ISLANDERS	3-5 L	1-12-4
18	11/16	@ ST. LOUIS	1-3 L	1-13-4
19	11/17	@ DALLAS	1-2 L	1-14-4
20	11/19	@ CHICAGO	3-2 W	2-14-4
21	11/21	@ WASHINGTON	2-3 L	2-15-4
22	11/22	@ DETROIT	2-5 L	2-16-4
23	11/25	VANCOUVER	7-2 W	3-16-4
24	11/29	CALGARY	3-5 L	3-17-4
25	12/1	@ VANCOUVER	2-7 L	3-18-4
26	12/2	WASHINGTON	5-3 W	4-18-4
27	12/5	@ COLORADO	2-12 L	4-19-4
28	12/7	WINNIPEG	5-3 W	5-19-4
29	12/9	EDMONTON	2-4 L	5-20-4
30	12/12	OTTAWA	2-1 W	6-20-4
31	12/14	TORONTO	1-4 L	6-21-4
32	12/16	@ ST. LOUIS	2-3 L	6-22-4
33	12/17	@ DALLAS	2-4 L	6-23-4
34	12/19	@ ANAHEIM	7-4 W	7-23-4
35	12/22	LOS ANGELES	4-3 W	8-23-4
36	12/26	COLORADO	1-5 L	8-24-4
37	12/29	@ ANAHEIM	4-8 L	8-25-4
38	1/1	PHILADELPHIA	1-3 L	8-26-4
39	1/5	LOS ANGELES	2-5 L	8-27-4
40	1/6	@ LOS ANGELES	5-7 L	8-28-4
41	1/8	FLORIDA	2-5 L	8-29-4
42	1/10	@ N.Y. RANGERS	4-7 L	8-30-4
43	1/11	@ NEW JERSEY	2-1 W	9-30-4
44	1/13	@ PITTSBURGH	10-8 W	10-30-4
45	1/16	@ FLORIDA	1-10 L	10-31-4
46	1/17	@ TAMPA BAY	4-6 L	10-32-4
47	1/24	@ DETROIT	2-4 L	10-33-4
48	1/25	@ CHICAGO	1-2 L	10-34-4
49	1/27	COLORADO	3-4 L*	10-35-4
50	1/30	HARTFORD	8-2 W	11-35-4
51	2/1	LOS ANGELES	6-6 T	11-35-5
52	2/3	CHICAGO	1-4 L	11-36-5
53	2/5	TORONTO	6-4 W	12-36-5
54	2/10	@ LOS ANGELES	6-1 W	13-36-5
55	2/12	@ MONTREAL	0-3 L	13-37-5
56	2/14	@ TORONTO	3-4 L	13-38-5
57	2/15	@ OTTAWA	2-2 T	13-38-6
58	2/17	@ N.Y. ISLANDERS	2-4 L	13-39-6
59	2/20	@ CALGARY	3-5 L	13-40-6
60	2/23	@ VANCOUVER	1-3 L	13-41-6
61	2/25	@ ANAHEIM	3-4 L	13-42-6
62	2/26	MONTREAL	7-4 W	14-42-6
63	3/1	TAMPA BAY	3-7 L	14-43-6
64	3/3	CALGARY	1-5 L	14-44-6
65	3/5	@ COLORADO	5-3 W	15-44-6
66	3/6	DALLAS	1-2 L	15-45-6
67	3/8	@ EDMONTON	2-4 L	15-46-6
68	3/10	BUFFALO	6-4 W	16-46-6
69	3/13	EDMONTON	3-8 L	16-47-6
70	3/15	ST. LOUIS	2-4 L	16-48-6
71	3/17	@ PHILADELPHIA	2-8 L	16-49-6
72	3/18	@ BOSTON	3-3 T	16-49-7
73	3/20	@ WINNIPEG	7-1 W	17-49-7
74	3/22	@ CALGARY	2-1 W*	18-49-7
75	3/28	COLORADO	3-8 L	18-50-7
76	3/31	ANAHEIM	2-4 L	18-51-7
77	4/2	DETROIT	6-3 W	19-51-7
78	4/4	EDMONTON	5-3 W	20-51-7
79	4/6	@ COLORADO	1-5 L	20-52-7
80	4/7	ANAHEIM	3-5 L	20-53-7
81	4/10	@ LOS ANGELES	2-6 L	20-54-7
82	4/12	CALGARY	0-6 L	20-55-7

* — OVERTIME

GOALTENDERS

NO	GOALTENDER	GP	MIN	AVG	W	L	T	SO	GA
30	CHRIS TERRERI (SJ)	46	2516	3.70	13	29	1	0	155
	(NJ)	4	210	2.57	3	0	0	0	9
	(TOTAL)	50	2726	3.61	16	29	1	0	164
32	ARTURS IRBE	22	1112	4.59	4	12	4	0	85
31	WADE FLAHERTY	24	1137	4.85	3	12	1	0	92
29	"GEOFF SARJEANT	4	171	4.91	0	2	1	0	140
TOTALS		82	4959	4.32	20	55	7	0	357

* — ROOKIE

1994-95 SEASON REVIEW



SEASON HIGHLIGHTS

- NHL season postponed from October 1994-January 1995 due to labor strife.
- San Jose opened the shortened season by winning five of their first six games.
- Sharks qualified for the playoffs as the Western Conference's No. 7 seed. They advanced to the Western Conference Semifinals for the second consecutive season after stunning Calgary in a dramatic double overtime Game Seven thriller.

MAJOR TRANSACTIONS

- Acquired a 1995 sixth round selection from Florida in exchange for LW Gaetan Duchesne, April 7, 1995.
- Acquired RW **Kevin Miller** from St. Louis in exchange for C Todd Elik, March 30, 1995.
- Acquired C **Craig Janney** and other considerations from St. Louis in exchange for D Jeff Norton, a fourth round selection in 1997 and future considerations, March 6, 1995.
- Acquired a 1998 fifth round selection and future considerations from Florida in exchange for LW Johan Garpenlov, March 3, 1995.
- Acquired a 1995 fifth round selection from Detroit in exchange for LW Bob Errey, Feb. 27, 1995.
- Acquired a 1997 fourth round selection from Chicago in exchange for G Jimmy Waite, Feb. 6, 1995.

PACIFIC DIVISION

	GP	W	L	T	GF	GA	PTS	P/PCT
CALGARY (3)	48	24	17	7	163	135	55	.573
VANCOUVER (6)	48	18	18	12	153	148	48	.500
SAN JOSE (7)	48	19	25	4	129	161	42	.438
LOS ANGELES (9)	48	16	23	9	142	174	41	.427
EDMONTON (11)	48	17	27	4	136	183	38	.396
ANAHEIM (12)	48	16	27	5	125	164	37	.385

FINAL STATISTICS

P	NO	PLAYER	GP	G	A	PTS	PIM
R	22	ULF DAHLEN	46	11	23	34	11
C	15	CRAIG JANNEY (STL)	8	2	5	7	0
		(SJ)	27	5	15	20	10
		(TOTAL)	35	7	20	27	10
L	39	*JEFF FRIESEN	48	15	10	25	14
C	14	RAY WHITNEY	39	13	12	25	14
D	6	SANDIS OZOLINSH	48	9	16	25	30
R	24	SERGEI MAKAROV	43	10	14	24	40
C	7	IGOR LARIONOV	33	4	20	24	14
R	8	KEVIN MILLER (STL)	15	2	5	7	0
		(SJ)	21	6	7	13	13
		(TOTAL)	36	8	12	20	13
R	17	PAT FALLOON	46	12	7	19	25
C	27	TODD ELIK	22	7	10	17	18
D	41	TOM PEDERSON	47	5	11	16	31
R	18	CHRIS TANCILL	26	3	11	14	10
C	13	JAMIE BAKER	43	7	4	11	22
D	8	JEFF NORTON	20	1	9	10	39
D	40	MIKE RATHJE	42	2	7	9	29
L	11	GAETAN DUCHESNE	33	2	7	9	16
L	23	*ANDREI NAZAROV	26	3	5	8	94
R	36	JEFF ODGERS	48	4	3	7	117
D	2	JIM KYTE	18	2	5	7	33
D	4	JAY MORE	45	0	6	6	71
D	3	ILYA BYAKIN	13	0	5	5	14
D	38	*MICHAL SYKORA	16	0	4	4	10
L	12	BOB ERREY	13	2	2	4	27
C	9	V. BUTSAVEV	6	2	0	2	0
L	47	*VIKTOR KOZLOV	16	2	0	2	2
C	16	*DODY WOOD	9	1	1	2	29
D	26	VLASTIMIL KROUPA	14	0	2	2	16
D	44	SHAWN CRONIN	29	0	2	2	61
L	10	JOHAN GARPENLOV	13	1	1	2	2
G	31	WADE FLAHERTY	18	0	1	1	0
R	42	*SHEAN DONOVAN	14	0	0	0	6
G	32	ARTURS IRBE	38	0	0	0	4

GAME-BY-GAME RESULTS

GA	DATE	OPPONENT	RESULT	RECORD
1	1/20	ST. LOUIS	2-5 L	0-1-0
2	1/21	TORONTO	3-2 W	1-1-0
3	1/25	WINNIPEG	4-0 W	2-1-0
4	1/28	DALLAS	3-2 W	3-1-0
5	1/30	CHICAGO	2-1 W	4-1-0
6	2/2	@ DALLAS	2-1 W	5-1-0
7	2/4	@ WINNIPEG	3-3 T	5-1-1
8	2/6	@ TORONTO	3-7 L	5-2-1
9	2/7	@ DETROIT	0-6 L	5-3-1
10	2/10	@ EDMONTON	1-5 L	5-4-1
11	2/11	@ VANCOUVER	1-1 T	5-4-2
12	2/15	VANCOUVER	3-1 W	6-4-2
13	2/17	@ LOS ANGELES	2-0 W	7-4-2
14	2/18	ANAHEIM	3-6 L	7-5-2
15	2/20	@ CHICAGO	2-3 L	7-6-2
16	2/22	@ ST. LOUIS	3-4 L	7-7-2
17	2/24	CALGARY	0-3 L	7-8-2
18	2/26	VANCOUVER	1-5 L	7-9-2
19	2/28	@ VANCOUVER	4-3 W	8-9-2
20	3/2	@ TORONTO	4-3 W	9-9-2
21	3/4	@ WINNIPEG	2-4 L	9-10-2
22	3/8	EDMONTON	2-5 L	9-11-2
DETROIT POSTPONED TO 4/5/95				
23	3/15	TORONTO	1-2 L	9-12-2
24	3/17	@ EDMONTON	3-5 L	9-13-2
25	3/19	@ CALGARY	5-3 W	10-13-2
26	3/21	CHICAGO	3-7 L	10-14-2
27	3/23	ANAHEIM	3-6 L	10-15-2
28	3/25	@ LOS ANGELES	3-1 W	11-15-2
29	3/26	LOS ANGELES	3-7 L	11-16-2
30	3/28	WINNIPEG	6-5 W*	12-16-2
31	3/31	@ ST. LOUIS	1-4 L	12-17-2
32	4/2	@ ANAHEIM	4-5 L	12-18-2
33	4/5	DETROIT	3-5 L	12-19-2
34	4/7	EDMONTON	5-0 W	13-19-2
35	4/9	@ EDMONTON	5-2 W	14-19-2
36	4/10	@ CALGARY	3-8 L	14-20-2
37	4/12	@ CHICAGO	3-2 W	15-20-2
38	4/13	@ DETROIT	0-3 L	15-21-2
39	4/16	LOS ANGELES	2-0 W	16-21-2
40	4/17	@ ANAHEIM	0-3 L	16-22-2
41	4/19	@ DALLAS	5-5 T	16-23-3
42	4/23	DETROIT	1-5 L	16-23-3
43	4/25	CALGARY	2-3 L	16-24-3
44	4/26	@ ANAHEIM	5-2 W	17-24-3
45	4/28	LOS ANGELES	4-0 W	18-24-3
46	4/30	ST. LOUIS	3-4 L	18-25-3
47	5/1	DALLAS	3-1 W	19-25-3
48	5/3	VANCOUVER	3-3 T	19-25-4

* — OVERTIME

GOALTENDERS

NO	GOALTENDER	GP	MIN	AVG	W	L	T	SO	GA
31	WADE FLAHERTY	18	852	3.10	5	6	1	1	44
32	ARTURS IRBE	38	2043	3.26	14	19	3	4	111
	TOTALS	48	2904	3.33	19	25	4	5	161

* — ROOKIE



1993-94 SEASON REVIEW

SEASON HIGHLIGHTS

- Sharks finished 33-35-16 (82 points) and make first playoff appearance in club history. This marks the greatest single-season turnaround in NHL history — 58 points better than 1992-93's output of 24 points (11-71-2).
- **G Arturs Irbe** and **D Sandis Ozolinsh** participated in the NHL All-Star Game at New York's Madison Square Garden.
- Team recorded nine-game unbeaten streak (7-0-2).
- Rookie Head Coach **Kevin Constantine** finishes second in voting for Jack Adams Award (NHL Coach of the Year).
- **Irbe** sets NHL record for most minutes played in a season (4,412).
- Team upsets first-seed Detroit in opening round of Stanley Cup Playoffs before falling to Toronto in seven games.
- RW **Sergei Makarov** becomes the first 30-goal scorer in franchise history.

MAJOR TRANSACTIONS

- Acquired **D Jeff Norton** from N.Y. Islanders in exchange for 1994 a third round draft pick on June 20, 1993.
- Acquired LW **Gaetan Duchesne** from Dallas in exchange for 1994 a sixth round draft pick on June 20, 1993.
- Acquired RW **Ulf Dahlen** from Dallas in exchange for D Doug Zmolek and D Mike Lalor on March 19, 1994.
- Acquired C **Todd Elik** off waivers from Edmonton on Oct. 26, 1993.
- Signed free agents C **Jamie Baker** on Aug. 16, 1993 and LW **Bob Errey** on Aug. 17, 1993.

PACIFIC DIVISION

	GP	W	L	T	GF	GA	PTS
CALGARY (4)	84	42	29	13	302	256	97
VANCOUVER (7)	84	41	40	3	279	276	85
SAN JOSE (8)	84	33	35	16	252	265	82
ANAHEIM (9)	84	33	46	5	229	251	71
LOS ANGELES (10)	84	27	45	12	294	322	66
EDMONTON (11)	84	25	45	14	261	305	64

FINAL STATISTICS

P	NO	PLAYER	GP	G	A	PTS	PIM
R	22	ULF DAHLEN (DAL)	65	19	38	57	10
		(SJ)	13	6	6	12	0
		(TOTAL)	78	25	44	69	10
R	24	SERGEI MAKAROV	80	30	38	68	78
C	27	TODD ELIK (EDM)	4	0	0	0	6
		(SJ)	75	25	41	66	89
		(TOTAL)	79	25	41	66	95
D	6	SANDIS OZOLINSH	81	26	38	64	24
C	7	IGOR LARIONOV	60	18	38	56	40
R	17	PAT FALLOON	83	22	31	53	18
L	10	JOHAN GARPENLOV	80	18	35	53	28
L	14	RAY WHITNEY	61	14	26	40	14
D	8	JEFF NORTON	64	7	33	40	36
R	37	ROB GAUDREAU	84	15	20	35	28
L	12	BOB ERREY	64	12	18	30	126
L	11	GAETAN DUCHESNE	84	12	18	30	28
D	41	TOM PEDERSON	74	6	19	25	31
C	9	V. BUTSAEV (PHI)	47	12	9	21	58
		(SJ)	12	0	2	2	10
		(TOTAL)	59	12	11	23	68
R	36	JEFF ODGERS	81	13	8	21	222
C	13	JAMIE BAKER	65	12	5	17	38
D	40	*MIKE RATHJE	47	1	9	10	59
C	33	DALE CRAIGWELL	58	3	6	9	16
D	4	JAY MORE	49	1	6	7	63
D	38	*MICHAL SYKORA	22	1	4	5	14
L	50	JAROSLAV OTEVREL	9	3	2	5	2
C	47	MIKE SULLIVAN	26	2	2	4	4
D	19	DOUG ZMOLEK	68	0	4	4	122
C	20	KIP MILLER	11	2	2	4	6
D	26	*VLASTIMIL KROUPA	27	1	3	4	20
D	2	ROB ZETTLER	42	0	3	3	65
D	44	SHAWN CRONIN	34	0	2	2	76
G	32	ARTURS IRBE	74	0	2	2	16
D	5	MIKE LALOR	23	0	2	2	8
C	43	JEFF MCLEAN	6	1	0	1	0
C	9	GARY EMMONS	3	1	0	1	0
C	27	DAVE CAPUANO	4	0	1	1	0
L	23	*ANDREI NAZAROV	1	0	0	0	0
L	25	DAVE MALEY	19	0	0	0	30
R	15	DAVID BRUCE	2	0	0	0	0
G	29	JIM WAITE	15	0	0	0	6

GAME-BY-GAME RESULTS

GA	DATE	OPPONENT	RESULT	RECORD
1	10/06	@ EDMONTON	2-3 L	0-1-0
2	10/07	@ CALGARY	2-6 L	0-2-0
3	10/10	@ LOS ANGELES	2-5 L	0-3-0
4	10/14	CALGARY	1-2 L	0-4-0
5	10/16	BOSTON	1-1 T	0-4-1
6	10/19	ST. LOUIS	1-4 L	0-5-1
7	10/21	ST. LOUIS (@ SAC.)	2-5 L	0-6-1
8	10/23	VANCOUVER	4-6 L	0-7-1
9	10/24	@ VANCOUVER	2-3 L	0-8-1
10	10/26	EDMONTON	3-1 W	1-8-1
11	10/28	ANAHEIM	2-2 T	1-8-2
12	10/30	WASHINGTON	2-4 L	2-9-1
13	10/31	@ ANAHEIM	2-1 W*	3-9-1
14	11/01	PITTSBURGH	3-3 T	3-9-2
15	11/5	DALLAS	4-2 W	4-9-2
16	11/7	NEW JERSEY	1-2 L	4-10-2
17	11/9	TORONTO	2-2 T	4-10-3
18	11/11	@ DALLAS	0-4 L	4-11-3
19	11/13	@ NEW JERSEY	4-2 W	5-11-3
20	11/14	@ N.Y. RANGERS	3-3 T	5-11-4
21	11/16	@ WASHINGTON	2-1 W	6-11-4
22	11/18	@ BOSTON	1-3 L	6-12-4
23	11/20	@ HARTFORD	3-2 W	7-12-4
24	11/21	@ BUFFALO	5-6 L	7-13-4
25	11/23	DETROIT	6-4 W	8-13-4
26	11/26	@ ANAHEIM	4-3 W	9-13-4
27	11/27	ANAHEIM	1-0 W	10-13-4
28	12/3	WINNIPEG	3-3 T	10-13-5
29	12/5	FLORIDA	2-1 W	11-13-5
30	12/7	TAMPA BAY	1-3 L	11-14-5
31	12/11	@ DETROIT	3-5 L	11-15-5
32	12/12	@ CHICAGO	1-2 L	11-16-5
33	12/15	ST. LOUIS	1-3 L	11-17-5
34	12/17	@ EDMONTON	2-4 L	11-18-5
35	12/19	@ QUEBEC	5-7 L	11-19-5
36	12/22	@ TORONTO	2-2 T	11-19-6
37	12/23	@ CHICAGO	3-5 L	11-20-6
38	12/28	CALGARY	3-3 T	11-20-7
39	12/31	@ VANCOUVER	3-2 W	12-20-7
40	12/31	@ EDMONTON	4-4 T	12-20-8
41	1/4	MONTREAL	2-2 T	12-20-9
42	1/6	DETROIT	3-1 W	12-21-9
43	1/11	LOS ANGELES	2-2 T	12-21-10
44	1/12	@ ANAHEIM	5-2 W	13-21-10
45	1/15	HARTFORD	8-2 W	14-21-10
46	1/17	CALGARY	3-2 W	15-21-10
47	1/25	N.Y. RANGERS	3-8 L	15-22-10
48	1/28	@ FLORIDA	3-3 T	15-22-11
49	1/29	@ TAMPA BAY	2-1 W	16-22-11
50	2/1	@ N.Y. ISLANDERS	4-5 L	16-23-11
51	2/3	@ PHILADELPHIA	3-2 W*	17-23-11
52	2/5	@ ST. LOUIS	3-4 L	17-24-11
53	2/6	@ DALLAS	7-1 W	18-24-11
54	2/8	CHICAGO (@SAC.)	4-3 W	19-24-11
55	2/11	CHICAGO	4-3 W	20-24-11
56	2/13	CHICAGO	1-0 W	21-24-11
57	2/15	PHILADELPHIA	4-6 L	21-25-11
58	2/17	QUEBEC	2-8 L	21-26-11
59	2/19	LOS ANGELES	4-3 W	22-26-11
60	2/21	DALLAS	3-6 L	22-27-11
61	2/23	@ MONTREAL	1-3 L	22-28-11
62	2/24	@ OTTAWA	4-6 L	22-29-11
63	2/26	@ DETROIT	0-2 L	22-30-11
64	2/28	@ WINNIPEG	3-3 T	22-30-12
65	3/3	EDMONTON	4-2 W	23-30-12
66	3/6	ANAHEIM	6-0 W	24-30-12
67	3/8	BUFFALO	4-4 T	24-30-13
68	3/10	N.Y. ISLANDERS	4-3 W	25-30-13
69	3/12	@ CALGARY	0-2 L	25-31-13
70	3/17	OTTAWA	1-2 L	25-32-13
71	3/19	@ LOS ANGELES	1-2 L	25-33-13
72	3/20	LOS ANGELES	6-6 T	25-33-14
73	3/22	@ PITTSBURGH	2-2 T	25-33-15
74	3/24	@ TORONTO	2-1 W	26-33-15
75	3/25	@ WINNIPEG	8-3 W	27-33-15
76	3/27	@ ST. LOUIS	4-3 W	28-33-15
77	3/29	WINNIPEG	9-4 W	29-33-15
78	3/31	TORONTO	5-3 W	30-33-15
79	4/2	VANCOUVER	7-4 W	31-33-15
80	4/5	@ LOS ANGELES	2-1 W	32-33-15
81	4/7	@ VANCOUVER	2-3 L	32-34-15
82	4/8	@ CALGARY	2-5 L	32-35-15
83	4/10	VANCOUVER	3-1 W	33-35-15
84	4/13	EDMONTON	2-2 T	33-35-16

* — OVERTIME

GOALTENDERS

NO	GOALTENDER	GP	MIN	AVG	W	L	T	SO	GA
32	ARTURS IRBE	74	4412	2.84	30	28	16	3	209
29	JIM WAITE	15	697	4.30	3	7	0	0	50
TOTALS		84	5125	3.10	33	35	16	3	265

* — ROOKIE



1992-93 SEASON REVIEW

SEASON HIGHLIGHTS

- **G Arturs Irbē** records first shutout in team history. He blanks the Kings, 6-0, at the Cow Palace on Nov. 17.
- **RW Rob Gaudreau** scores 19 points (14-5-19) from Dec. 3-29 and is named NHL's December Rookie of the Month — the Sharks first League-wide award.
- **Gaudreau** recorded the first Sharks hat trick on Dec. 3 vs. Hartford.
- **C Kelly Kisio** represented San Jose at the NHL All-Star Game in Montreal, posting a goal and an assist for the Campbell Conference team.
- Sharks tied the NHL record for most consecutive losses (17) from Jan. 4 through Feb. 12.
- Sharks played last regular season game at the Cow Palace on April 10 vs. Los Angeles before moving to San Jose Arena for 1993-94.
- Sharks finished the season 11-71-2, establishing NHL record for most losses in single season.

MAJOR TRANSACTIONS

- Acquired **LW Michel Picard** from Hartford in exchange for future considerations on Oct. 9, 1992.
- Traded **LW Yvon Corriveau** to Hartford in exchange for future considerations originally acquired on Oct. 9, 1992 deal with Whalers (**LW Michel Picard**) on Jan. 21, 1993.
- Acquired **LW Yvon Corriveau** from Washington and **C Igor Larionov** from Vancouver in NHL Waiver Draft on Oct. 4, 1992.

SMYTHE DIVISION

	GP	W	L	T	GF	GA	PTS
VANCOUVER	84	46	29	9	346	278	101
CALGARY	84	43	30	11	322	282	97
LOS ANGELES	84	39	35	10	338	340	88
WINNIPEG	84	40	37	7	322	320	87
EDMONTON	84	26	50	8	242	337	60
SAN JOSE	84	11	71	2	218	414	24

FINAL STATISTICS

P	NO	PLAYER	GP	G	A	PTS	PIM
C	11	KELLY KISIO	78	26	52	78	90
E	10	JOHAN GARBERLOV	79	22	44	66	56
R	37	ROB GAUDREAU	59	23	20	43	18
C	12	DEAN EVASON	84	12	19	31	132
R	17	PAT FALLON	41	14	14	28	12
R	36	JEFF ODGERS	66	12	15	27	253
D	6	"SANDIS OZOLINSH"	37	7	16	23	40
R	39	"ED COURTENAY"	39	7	13	20	10
D	41	"TOM PEDERSON"	44	7	13	20	31
D	24	DOUG WILSON	42	3	17	20	40
L	18	MARK PEDERSON	(PHI)	14	3	4	7
			(SJ)	27	7	3	10
			(TOTAL)	41	10	7	17
L	20	JOHN CARTER	55	7	9	16	81
D	19	"DOUG ZMOLEK"	84	5	10	15	229
C	47	MIKE SULLIVAN	81	6	8	14	30
D	3	DAVID WILLIAMS	40	1	11	12	49
D	4	JAY MORE	73	5	6	11	179
C	14	"RAV WHITNEY"	26	4	6	10	4
C	9	BRIAN LAWTON	21	2	8	10	12
L	11	YVON CORRIVEAU	20	3	7	10	0
L	14	DAVE SNUGGERUD	25	4	5	9	14
L	25	DAVID MALEY	(EDM)	13	1	1	2
			(SJ)	43	1	6	7
			(TOTAL)	56	2	7	128
C	27	HUBIE McDONOUGH	30	6	2	8	6
D	21	PETER AHOLA	(LA)	8	1	1	2
			(PHI)	22	0	1	1
			(SJ)	20	2	3	5
			(TOTAL)	50	3	5	8
L	8	LARRY DEPALMA	20	2	6	8	41
D	5	NEIL WILKINSON	59	1	7	8	96
C	26	PETRI SKRKO	17	4	3	7	6
C	16	PERRY BEREZAN	28	3	4	7	28
L	28	"J-FRANCIS QUINTIN"	14	2	5	7	4
D	2	ROB ZETTLER	80	0	7	7	150
R	26	ROBIN BAWA	42	5	0	5	47
R	22	LYNDON BYERS	18	4	1	5	122
L	15	DAVID BRUCE	17	2	3	5	33
D	44	MICHEL PICARD	25	4	0	4	24
C	33	DALE CRAIGWELL	8	3	1	4	4
C	9	JON MORRIS	(NJ)	2	0	0	0
			(SJ)	13	0	3	3
			(TOTAL)	15	0	3	6
C	45	"DODY WOOD"	13	1	1	2	71
L	42	"JAROSLAV OTEVREL"	7	0	2	2	0
D	29	DEAN KOLSTAD	10	0	2	2	12
C	40	"MARK BEAUFAT"	5	1	0	1	0
D	45	"CLAUDIO SCHEMIN"	4	0	0	1	4
D	38	PAT MACLEOD	13	0	1	1	10
G	1	BRIAN HAYWARD	18	0	1	1	2
G	30	JEFF HACKETT	36	0	1	1	4
G	31	"WADE FLAHERTY"	1	0	0	0	0
R	7	MIKHAIL KRAVETS	1	0	0	0	0
G	32	"ARTURS IRBE"	36	0	0	0	10

GAME-BY-GAME RESULTS

GA	DATE	OPPONENT	RESULT	RECORD
1	10/8	WINNIPEG	4-3 W*	1-0-0
2	10/10	DETROIT	3-6 L	1-1-0
3	10/12	@ LOS ANGELES	1-2 L	1-2-0
4	10/15	BOSTON	2-8 L	1-3-0
5	10/17	CALGARY	2-6 L	1-4-0
6	10/21	@ MONTREAL	4-8 L	1-5-0
7	10/23	@ BUFFALO	4-5 L	1-6-0
8	10/24	@ TORONTO	1-5 L	1-7-0
9	10/26	@ ST. LOUIS	1-4 L	1-8-0
10	10/28	@ DETROIT	3-4 L	1-9-0
11	10/30	@ TAMPA BAY	2-1 W	2-9-0
12	11/1	@ CHICAGO	4-4 T	2-9-1
13	11/5	BUFFALO	7-5 W	3-9-1
14	11/7	NEW JERSEY	1-6 L	3-10-1
15	11/8	LOS ANGELES	4-11 L	3-11-1
16	11/10	@ VANCOUVER	2-6 L	3-12-1
17	11/12	EDMONTON	3-4 L	3-13-1
18	11/14	VANCOUVER	2-5 L	3-14-1
19	11/17	LOS ANGELES	6-0 W	4-14-1
20	11/19	TORONTO	0-2 L	4-15-1
21	11/21	CHICAGO	1-2 L	4-16-1
22	11/25	@ CALGARY	4-3 W*	5-16-1
23	11/27	@ WINNIPEG	2-3 L*	5-17-1
24	11/28	@ MINNESOTA	3-10 L	5-18-1
25	12/1	EDMONTON	1-3 L	5-19-1
26	12/3	HARTFORD	5-7 L	5-20-1
27	12/5	PITTSBURGH	4-9 L	5-21-1
28	12/9	@ VANCOUVER	3-8 L	5-22-1
29	12/10	ST. LOUIS	2-3 L	5-23-1
30	12/12	QUEBEC	7-8 L*	5-24-1
31	12/16	TAMPA BAY	4-5 L*	5-25-1
32	12/18	@ VANCOUVER	1-8 L	5-26-1
33	12/19	VANCOUVER	3-6 L	5-27-1
34	12/21	@ WINNIPEG	4-5 L	5-28-1
35	12/23	@ EDMONTON	2-4 L	5-29-1
36	12/26	LOS ANGELES	7-2 W	6-29-1
37	12/29	@ VANCOUVER	5-7 L	6-30-1
38	12/30	PHILADELPHIA	2-6 L	6-31-1
39	1/2	VANCOUVER	2-2 T	6-31-2
40	1/4	MONTREAL (@SAC.)	1-4 L	6-32-2
41	1/5	MONTREAL	1-2 L	6-33-2
42	1/8	@ TORONTO	1-5 L	6-34-2
43	1/10	@ OTTAWA	2-3 L	6-35-2
44	1/12	@ WINNIPEG	1-4 L	6-36-2
45	1/14	@ DETROIT	3-6 L	6-37-2
46	1/16	@ QUEBEC	1-4 L	6-38-2
47	1/18	@ BOSTON	3-4 L	6-39-2
48	1/21	@ HARTFORD	2-4 L	6-40-2
49	1/23	@ TAMPA BAY	1-5 L	6-41-2
50	1/26	@ LOS ANGELES	1-7 L	6-42-2
51	1/29	CHICAGO	2-4 L	6-43-2
52	1/30	CALGARY	4-5 L	6-44-2
53	2/1	TAMPA BAY	4-5 L	6-45-2
54	2/3	MINNESOTA	3-7 L	6-46-2
55	2/10	@ CALGARY	1-13 L	6-47-2
56	2/12	@ EDMONTON	0-6 L	6-48-2
57	2/14	@ WINNIPEG	3-2 W	7-48-2
58	2/16	WASHINGTON	3-4 L	7-49-2
59	2/18	WINNIPEG	5-3 W	8-49-2
60	2/20	N.Y. RANGERS	4-6 L	8-50-2
61	2/22	NYR (@SAC.)	0-4 L	8-51-2
62	2/23	CALGARY	3-6 L	8-52-2
63	2/25	TORONTO	0-5 L	8-53-2
64	2/27	@ CALGARY	4-5 L	8-54-2
65	2/28	@ EDMONTON	1-3 L	8-55-2
66	3/2	OTTAWA	3-2 W	9-55-2
67	3/7	EDMONTON	6-3 W	10-55-2
68	3/9	@ MINNESOTA	2-4 L	10-56-2
69	3/11	@ ST. LOUIS	2-5 L	10-57-2
70	3/14	DETROIT	1-4 L	10-58-2
71	3/16	@ N.Y. ISLANDERS	0-6 L	10-59-2
72	3/19	@ N.Y. RANGERS	1-8 L	10-60-2
73	3/21	@ WASHINGTON	3-5 L	10-61-2
74	3/23	@ PITTSBURGH	2-7 L	10-62-2
75	3/25	@ PHILADELPHIA	2-5 L	10-63-2
76	3/27	@ N.Y. ISLANDERS	3-7 L	10-64-2
77	3/29	@ NEW JERSEY	0-5 L	10-65-2
78	4/1	WINNIPEG	5-9 L	10-66-2
79	4/3	CALGARY	2-3 L*	10-67-2
80	4/4	CALGARY	3-4 L	10-68-2
81	4/6	EDMONTON	5-2 W	11-68-2
82	4/8	@ LOS ANGELES	1-2 L	11-69-2
83	4/10	LOS ANGELES	2-3 L*	11-70-2
84	4/15	@ CALGARY	3-7 L	11-71-2

* — OVERTIME

GOALTENDERS

NO	GOALTENDER	GP	MIN	AVG	W	L	T	SO	GA
32	"ARTURS IRBE"	36	2074	4.11	7	26	0	1	142
31	"WADE FLAHERTY"	1	60	5.00	0	1	0	0	5
30	JEFF HACKETT	36	2000	5.28	2	30	1	0	176
1	BRIAN HAYWARD	18	930	5.55	2	14	1	0	86
TOTALS		84	5077	4.89	11	71	2	1	414

* — ROOKIE



1991-92 SEASON REVIEW

SEASON HIGHLIGHTS

- Sharks record first-ever franchise victory in a 4-3 decision vs. Calgary on Oct. 8.
- **C Kelly Kisio** scored game-winner.
- Sharks record first road victory on Nov. 30 with 2-1 win at Calgary.
- **D Doug Wilson** becomes first Sharks player to represent San Jose in an NHL All-Star Game on Jan. 18.
- Sharks inaugural season interrupted from April 1-11 by first League-wide players strike.
- The Kansas City Blades, the Sharks International Hockey League development affiliate, capture the Turner Cup (IHL Championship) after recording professional hockey's best record in 1991-92 (56-22-4).

MAJOR TRANSACTIONS

- Acquired **D Doug Wilson** from Chicago in exchange for **D Kerry Toporowski** and a second round selection in 1992 NHL Entry Draft on Sept. 6, 1991.
- Acquired **C Dean Evason** from Hartford in exchange for **D Dan Keczmer** on Oct. 2, 1991.
- Acquired **LW Johan Garpenlov** from Detroit in exchange for **D Bob McGill** and eighth round selection in 1992 NHL Entry Draft (acquired earlier from Vancouver), March 10, 1992.

SMYTHE DIVISION

	GP	W	L	T	GF	GA	PTS
VANCOUVER	80	42	26	12	285	250	96
LOS ANGELES	80	35	31	14	287	296	84
EDMONTON	80	36	34	10	295	297	82
WINNIPEG	80	33	32	15	251	244	81
CALGARY	80	31	37	12	296	305	74
SAN JOSE	80	17	58	5	219	359	39

FINAL STATISTICS

P	NO	PLAYER	GP	G	A	PTS	PIM
R	17	*PAT FALLOON	79	25	34	59	16
L	19	BRIAN MULLEN	72	18	28	46	66
L	15	DAVID BRUCE	60	22	16	38	46
C	9	BRIAN LAWTON	59	15	22	37	42
C	11	KELLY KISIO	48	11	26	37	54
C	24	DOUG WILSON	44	9	19	28	26
D	3	*DAVID WILLIAMS	56	3	25	28	40
C	8	DEAN EVASON	74	11	15	26	99
R	7	WAYNE PRESLEY	47	8	14	22	76
C	16	PERRY BREZAN	66	12	7	19	30
C	47	*MIKE SULLIVAN	64	8	11	19	15
D	5	NEIL WILKINSON	60	4	15	19	107
L	18	DAVE SMUGGERUD	(BUF) 55	3	15	18	36
		(SJ) 11	0	1	1	4	
		(TOTAL) 66	3	16	19	40	
D	4	*JAY MORE	46	4	13	17	85
L	14	STEVE BOZEK	58	8	8	16	27
C	33	*DALE CRAIGWELL	32	5	11	16	8
D	38	*PAT MACLEOD	37	5	11	16	4
L	22	PAUL FENTON	60	11	4	15	33
D	6	KEN HAMMOND	46	5	10	15	82
C	10	TONY HRKAC	22	2	10	12	4
L	10	JOHAN GARPENLOV	(DET) 16	1	1	2	4
		(SJ) 12	5	6	11	4	
		(TOTAL) 28	6	7	13	8	
D	23	*LINK GAETZ	46	6	12	32	8
L	27	PERRY ANDERSON	48	4	8	12	143
R	36	*JEFF ODGERS	61	7	4	11	217
D	2	ROB ZETTLER	74	1	8	9	99
L	37	DON BARBER	(WPG) 11	0	3	3	4
		(QUE) 2	0	0	0	0	
		(SJ) 12	1	3	4	2	
		(TOTAL) 25	1	6	7	6	
L	28	*J.F. QUINTIN	8	3	0	3	0
D	25	BOB MCGILL	62	3	1	4	70
C	43	*RAY WHITNEY	2	0	3	0	68
L	21	CRAIG COXE	10	2	2	19	69
D	13	*RICK LESSARD	8	0	2	2	16
G	30	JEFF HACKETT	42	0	2	2	8
L	22	MIKE MCHUGH	8	1	0	1	14
C	16	MARK PAVELICH	2	0	1	1	4
L	44	KEVIN EVANS	5	0	1	1	25
G	32	*ARTURS IRBE	13	0	1	1	0
D	34	*MICHAEL COLMAN	15	0	1	1	32
G	35	JARMO MYLLYS	27	0	1	1	2
R	26	*PETER LAPPIN	1	0	0	0	0
R	40	MIKHAIL KRAVETS	1	0	0	0	0
G	31	*WADE FLAHERTY	3	0	0	0	0
L	20	JOHN CARTER	4	0	0	0	0
R	39	*ED COURTENAY	5	0	0	0	0
G	1	BRIAN HAYWARD	7	0	0	0	14
D	45	*CLAUDIO SCREMIN	13	0	0	0	25

GAME-BY-GAME RESULTS

GA	DATE	OPPONENT	RESULT	RECORD
1	10/4	@VANCOUVER	3-4 L	0-1-0
2	10/5	VANCOUVER	2-5 L	0-2-0
3	10/8	CALGARY	4-3 W	1-2-0
4	10/10	WINNIPEG	4-5 L	1-3-0
5	10/12	@ST. LOUIS	3-6 L	1-4-0
6	10/13	@CHICAGO	3-7 L	1-5-0
7	10/16	@LOS ANGELES	5-8 L	1-6-0
8	10/17	MINNESOTA	2-8 L	1-7-0
9	10/19	BOSTON	1-4 L	1-8-0
10	10/23	@HARTFORD	0-3 L	1-9-0
11	10/25	@BUFFALO	1-3 L	1-10-0
12	10/26	@NEW JERSEY	0-9 L	1-11-0
13	10/29	@N.Y. ISLANDERS	4-8 L	1-12-0
14	10/31	@PHILADELPHIA	2-5 L	1-13-0
15	11/2	@QUEBEC	3-6 L	1-14-0
16	11/4	@TORONTO	1-4 L	1-15-0
17	11/8	EDMONTON	6-2 W	2-15-0
18	11/9	N.Y. ISLANDERS	4-3 W	3-15-0
19	11/12	BUFFALO	1-7 L	3-16-0
20	11/14	DETROIT	3-3 T	3-16-1
21	11/16	@VANCOUVER	0-1 L	3-17-1
22	11/19	LOS ANGELES	2-3 L*	3-18-1
23	11/22	TORONTO	1-3 L	3-19-1
24	11/23	@LOS ANGELES	4-6 L	3-20-1
25	11/26	VANCOUVER	4-1 W	4-20-1
26	11/29	@EDMONTON	4-4 T	4-20-2
27	11/30	@CALGARY	2-1 W	5-20-2
28	12/3	LOS ANGELES	3-2 W*	6-20-2
29	12/5	PITTSBURGH	0-8 L	6-21-2
30	12/8	@EDMONTON	1-3 L	6-22-2
31	12/10	WINNIPEG	3-3 T	6-22-3
32	12/12	EDMONTON	6-3 W	7-22-3
33	12/14	MINNESOTA	2-3 L	7-23-3
34	12/16	@ N.Y. RANGERS	3-4 L*	7-24-3
35	12/17	@ PITTSBURGH	2-10 L	7-25-3
36	12/19	@ ST. LOUIS	0-4 L	7-26-3
37	12/21	QUEBEC	4-1 W	8-26-3
38	12/26	@LOS ANGELES	3-5 L	8-27-3
39	12/28	VANCOUVER	2-3 L	8-28-3
40	1/3	PHILADELPHIA	3-1 W	9-28-3
41	1/4	MONTREAL	0-1 L*	9-29-3
42	1/7	@VANCOUVER	1-4 L	9-30-3
43	1/8	@CALGARY	3-10 L	9-31-3
44	1/11	@MINNESOTA	4-7 L	9-32-3
45	1/12	WINNIPEG	4-3 W	10-32-3
46	1/14	@LOS ANGELES	3-3 T	10-32-4
47	1/21	@ EDMONTON	2-9 L	10-33-4
48	1/24	CALGARY	2-3 L	10-34-4
49	1/25	EDMONTON	5-2 W	11-34-4
50	1/28	N.Y. RANGERS	2-4 L	11-35-4
51	1/30	ST. LOUIS	2-4 L	11-36-4
52	2/2	@WINNIPEG	0-6 L	11-37-4
53	2/4	HARTFORD	6-5 W	12-37-4
54	2/5	CHICAGO	5-2 W	13-37-4
55	2/9	@WASHINGTON	2-6 L	13-38-4
56	2/12	@MONTREAL	1-6 L	13-39-4
57	2/14	@BUFFALO	6-7 L	13-40-4
58	2/15	@DETROIT	1-11 L	13-41-4
59	2/18	WASHINGTON	2-4 L	13-42-4
60	2/21	VANCOUVER	3-5 L	13-43-4
61	2/23	CALGARY	2-4 L	13-44-4
62	2/26	QUEBEC	7-4 W	14-44-4
63	2/28	MONTREAL	3-3 T	14-44-5
64	3/1	PHILADELPHIA	0-1 L	14-45-5
65	3/4	LOS ANGELES	3-4 L	14-46-5
66	3/6	PITTSBURGH	3-7 L	14-47-5
67	3/8	TORONTO	4-1 W	15-47-5
68	3/10	@ CHICAGO	1-5 L	15-48-5
69	3/11	@ WINNIPEG	0-3 L	15-49-5
70	3/14	NEW JERSEY	3-2 W	16-49-5
71	3/17	DETROIT	4-5 L	16-50-5
72	3/19	@ CALGARY	1-3 L	16-51-5
73	3/21	@ HARTFORD	5-4 W	17-51-5
74	3/23	@ BOSTON	6-7 L	17-52-5
75	3/24	@ NEW JERSEY	3-4 L	17-53-5
76	3/26	@ N.Y. ISLANDERS	4-7 L	17-54-5
77	3/29	@ WINNIPEG	5-6 L	17-55-5
PLAY SUSPENDED 4/1 THRU 4/11 BECAUSE OF NHL PLAYERS' ASSOCIATION STRIKE				
78	4/12	@ EDMONTON	4-6 L	17-56-5
79	4/15	CALGARY	3-4 L	17-57-5
80	4/16	WINNIPEG	3-5 L	17-58-5
* — OVERTIME				

GOALTENDERS

NO	GOALTENDER	GP	MIN	AVG	W	L	T	SO	GA
30	JEFF HACKETT	42	2314	3.84	11	27	1	0	148
31	*WADE FLAHERTY	3	178	4.38	0	3	0	0	13
32	*ARTURS IRBE	13	645	4.47	2	6	3	0	48
1	BRIAN HAYWARD	7	305	4.92	1	4	0	0	25
35	JARMO MYLLYS	27	1374	5.02	3	2	1	0	115
TOTALS		80	4829	4.46	17	58	5	0	359

* — ROOKIE

PLAYOFFS



Center Torrey Mitchell missed all of the 2008-09 regular season after fracturing his leg in training camp. But he came back to play four games in the 2009 Western Conference Quarterfinals vs. Anaheim.



2008-09 NHL PLAYOFF SUMMARY

CONFERENCE QUARTERFINALS

EASTERN CONFERENCE

SERIES A – Boston defeated Montreal, 4-0
 SERIES B – Washington defeated N.Y. Rangers, 4-3
 SERIES C – Carolina defeated New Jersey, 4-3
 SERIES D – Pittsburgh defeated Philadelphia, 4-2

WESTERN CONFERENCE

SERIES E – ANAHEIM DEFEATED SAN JOSE, 4-2
 SERIES F – Detroit defeated Columbus, 4-0
 SERIES G – Vancouver defeated St. Louis, 4-0
 SERIES H – Chicago defeated Calgary, 4-2

CONFERENCE SEMIFINALS

EASTERN CONFERENCE

SERIES I – Carolina defeated Boston, 4-3
 SERIES J – Pittsburgh defeated Washington, 4-3

WESTERN CONFERENCE

SERIES K – Detroit defeated Anaheim, 4-3
SERIES L – Chicago defeated Vancouver, 4-2

CONFERENCE FINALS

EASTERN CONFERENCE

SERIES M – Pittsburgh defeated Carolina, 4-0

WESTERN CONFERENCE

SERIES N – Detroit defeated Chicago, 4-1

STANLEY CUP FINALS

SERIES O – Pittsburgh defeated Detroit, 4-3

SHARKS 2009 PLAYOFF SCORING

POS	NO	PLAYER	GP	ATOI	G	A	PTS	+/-	PIM	PP	SH	GW	OT	S	PCTG
C	19	JOE THORNTON	6	19:14	1	4	5	-3	5	1	0	0	0	17	5.9
D	22	DAN BOYLE	6	23:16	2	2	4	-1	8	1	0	0	0	18	11.1
D	4	ROBERT BLAKE	6	21:50	1	3	4	-5	4	0	0	0	0	26	3.8
C	12	P. MARLEAU	6	20:28	2	1	3	0	8	1	0	2	1	12	16.7
R	16	D. SETOGUCHI	6	16:20	1	2	3	-1	2	0	0	0	0	17	5.9
R	14	J. CHEECHOO	6	10:10	1	1	2	1	4	0	0	0	0	17	5.9
L	29	RYANE CLOWE	6	18:22	1	1	2	-4	8	0	0	0	0	11	9.1
L	9	M. MICHALEK	6	19:22	1	0	1	-3	2	1	0	0	0	20	5.0
C	27	J. ROENICK	6	12:14	0	1	1	-1	12	0	0	0	0	11	0
C	8	JOE PAVELSKI	6	19:21	0	1	1	-3	9	0	0	0	0	18	0
D	44	M-E VLASIC	6	20:39	0	1	1	-6	0	0	0	0	0	5	0
R	32	C. LEMIEUX	1	5:07	0	0	0	0	0	0	0	0	1	0	0
L	45	JODY SHELLEY	1	2:02	0	0	0	0	0	0	0	0	0	0	0
C	17	T. MITCHELL	4	9:38	0	0	-1	2	0	0	0	0	9	0	0
R	25	MIKE GRIER	6	10:32	0	0	0	-2	6	0	0	0	0	8	0
D	37	B. LUKOWICH	6	14:30	0	0	0	1	0	0	0	0	0	6	0
G	20	E. NABOKOV	6	60:15	0	0	0	0	0	0	0	0	0	0	0
D	3	DOUG MURRAY	6	16:51	0	0	0	-1	9	0	0	0	0	3	0
L	24	TRAVIS MOEN	6	12:53	0	0	0	-4	2	0	0	0	0	4	0
C	11	MARCEL GOC	6	10:32	0	0	0	-2	2	0	0	0	0	7	0
D	10	C. EHRHOFF	6	24:47	0	0	0	-2	2	0	0	0	0	20	0

NO	PLAYER	GP	MINS	AVG	W	L	EN	SO	GA	SV	PCT	G	A	PIM
20	EVGENI NABOKOV	6	362	2.82	2	4	1	0	17	155	.890	0	0	0
	TOTALS	6	362	2.82	2	4	1	0	17	155	.890	0	0	0



ALL-TIME SHARKS PLAYOFF SCORING

(CURRENT SHARKS PLAYERS IN **BOLD**)

RNK	POS	NO	PLAYER	GP	G	A	PTS	+/-	PIM	PP	SH	GW	OT	S	PCTG	P/GM	S/GM
1	C	12,14	Patrick Marleau	92	37	25	62	-6	42	14	3	10	1	214	17.3	0.67	2.3
2	C	25	Vincent Damphousse	53	15	23	38	-6	68	5	3	3	0	119	12.6	0.72	2.2
3	R	14	Jonathan Cheechoo	58	16	19	35	8	32	3	0	3	0	158	10.1	0.60	2.7
4	C	19	Joe Thornton	41	6	29	35	-2	29	3	0	2	0	92	6.5	0.85	2.2
5	C	18	Mike Ricci	59	14	19	33	8	26	4	0	2	0	77	18.2	0.56	1.3
6	R	11	Owen Nolan	40	15	12	27	-10	54	4	2	5	0	146	10.3	0.68	3.7
7	C	7	Igor Larionov	25	6	21	27	-5	12	0	0	0	0	46	13.0	1.08	1.8
8	D	2,40	Mike Rathje	71	9	14	23	-14	45	7	0	0	0	61	14.8	0.32	0.9
9	R	22	Ulf Dahlen	25	11	6	17	-16	0	6	0	2	1	55	20.0	0.68	2.2
10	L	29	Ryane Clowe	31	10	7	17	-9	37	2	0	1	0	66	15.2	0.55	2.1
11	R	24	Sergei Makarov	25	11	5	16	-1	8	3	0	2	0	34	32.4	0.64	1.4
12	L	17	Scott Thornton	41	10	5	15	4	42	0	0	1	0	76	13.2	0.37	1.9
13	R	9	Milan Michalek	39	10	6	16	9	18	3	0	2	0	93	10.8	0.41	2.4
14	C/L	19	Marco Sturm	38	6	9	15	-4	12	0	0	1	0	72	8.3	0.39	1.9
15	C/L	39,19	Jeff Friesen	34	5	10	15	-15	30	1	0	0	0	72	6.9	0.44	2.1
16	D	6	Sandis Ozolinsh	25	3	12	15	-10	14	1	0	0	0	38	7.9	0.60	1.5
17	D	10,44	Christian Ehrhoff	38	2	13	15	2	40	1	0	1	0	68	2.9	0.39	1.8
18	D	5,8	Jeff Norton	38	1	14	15	4	39	0	0	0	0	41	2.4	0.39	1.1
19	L/R	15,94	Alexander Korolyuk	34	6	8	14	-2	18	2	0	2	0	62	9.7	0.41	1.8
20	D	43,22	Scott Hannan	58	1	12	13	9	79	1	0	1	0	75	1.3	0.22	1.3
21	L/C	14	Ray Whitney	25	4	8	12	-7	10	0	0	1	1	31	12.9	0.48	1.2
22	R	24	Niklas Sundstrom	30	1	11	12	1	10	0	0	0	0	31	3.2	0.40	1.0
23	D	41	Tom Pederson	24	1	11	12	-20	10	0	1	0	0	48	2.1	0.50	2.0
24	D	7	Brad Stuart	46	3	8	11	-14	27	1	0	0	0	56	5.4	0.24	1.2
25	D	20	Gary Suter	25	2	9	11	-4	20	1	0	1	0	55	3.6	0.44	2.2
26	D	52	Craig Rivet	24	2	9	11	-3	34	1	0	0	0	38	5.3	0.46	1.6
27	C	8	Joe Pavelski	25	6	5	11	2	9	2	0	3	1	68	8.8	0.44	2.7
28	R	8	Teemu Selanne	18	5	5	10	-1	4	2	0	1	0	40	12.5	0.56	2.2
29	C	27	Todd Elik	14	5	5	10	-5	12	1	0	0	0	45	11.1	0.71	3.2
30	L	10	Johan Garpenlov	14	4	6	10	0	6	0	0	2	0	23	17.4	0.71	1.6
31	R	37,32	Stephane Matteau	35	2	8	10	-2	16	0	0	0	0	33	6.1	0.29	0.9
32	D	4	Kyle McLaren	43	0	10	10	-3	30	0	0	0	0	26	0.0	0.23	0.6
33	C	13	Jamie Baker	25	5	4	9	-8	42	0	0	2	0	33	15.2	0.36	1.3
34	D	25,18	Matthew Carle	33	2	7	9	4	8	1	0	1	0	32	6.3	0.27	1.0
35	D	10,33	Marcus Ragnarsson	41	1	8	9	0	40	0	0	0	0	37	2.7	0.22	0.9
36	R	23	Nicholas Dimitrakos	15	1	8	9	2	8	0	0	1	1	22	4.5	0.60	1.5
37	C	57,11	Marcel Goc	37	3	5	8	3	8	0	0	1	0	38	7.9	0.22	1.0
38	D	42	Tom Preissing	22	1	7	8	0	4	0	0	0	0	25	4.0	0.36	1.1
39	R	17	Pat Falloon	25	4	3	7	-8	6	0	0	0	0	32	12.5	0.28	1.3
40	C	34	Patrick Rissmiller	30	3	4	7	-1	10	0	0	1	1	42	7.1	0.23	1.4
41	C	15	Craig Janney	11	3	4	7	-13	4	0	0	1	0	17	17.6	0.64	1.5
42	L	28	Nils Ekman	27	2	5	7	-4	16	1	0	0	0	53	3.8	0.26	2.0
43	R	26	Steve Bernier	22	1	6	7	6	10	1	0	1	0	29	3.4	0.32	1.3
44	D	51	Brian Campbell	13	1	6	7	3	4	0	0	0	0	22	4.5	0.54	1.7
45	D	2	Bill Houlder	12	4	2	6	2	6	3	0	0	0	16	25.0	0.50	1.3
46	D	27	Bryan Marchment	40	3	3	6	5	38	0	0	0	0	49	6.1	0.15	1.2
47	R/C	13,9	Todd Harvey	46	2	4	6	-2	30	1	0	0	0	35	5.7	0.13	0.8
48	D	4	Jay More	24	0	6	6	-4	38	0	0	0	0	16	0.0	0.25	0.7
49	R	27	Jeremy Roenick	18	2	4	6	-1	14	1	0	0	0	31	6.5	0.33	1.7
50	L	12	Bob Errey	14	3	2	5	-3	10	1	0	0	0	12	25.0	0.36	0.9
51	R	25	Mike Grier	30	2	3	5	-3	35	0	0	0	0	61	3.3	0.17	2.0
52	R	15	John MacLean	6	2	3	5	1	4	1	0	0	0	18	11.1	0.83	3.0
53	L	11	Gaetan Duchesne	14	1	4	5	-2	12	0	0	0	0	17	5.9	0.36	1.2
54	R	17	Joe Murphy	12	1	4	5	-1	24	1	0	0	0	31	3.2	0.42	2.6
55	C	9	Bernie Nicholls	6	0	5	5	-2	8	0	0	0	0	6	0.0	0.83	1.0
56	R	16	Devin Setoguchi	15	2	3	5	-3	4	0	0	0	0	29	6.9	0.33	1.9
57	C	16	Mark Smith	24	4	0	4	4	21	1	0	1	0	33	12.1	0.17	1.4
58	L	9	Adam Graves	12	3	1	4	-2	6	0	0	2	0	15	20.0	0.33	1.3
59	R	21	Tony Granato	23	2	2	4	0	20	0	0	0	0	27	7.4	0.17	1.2
60	C	10	Alyn McCauley	17	2	2	4	0	6	0	0	0	0	15	13.3	0.24	0.9
61	C	37	Curtis Brown	35	0	4	4	-6	24	0	0	0	0	38	0.0	0.11	1.1
62	C	12	Ron Sutter	24	1	2	3	-2	28	0	0	0	0	28	3.6	0.13	1.2
63	D	26,44	Vlastimil Kroupa	20	1	2	3	-11	25	0	0	1	0	9	11.1	0.15	0.5
64	L	15,26	Dave Lowry	19	1	2	3	0	24	0	0	0	0	10	10.0	0.16	0.5
65	C	15	Wayne Primeau	17	1	2	3	-7	4	0	0	0	0	28	3.6	0.18	1.6
66	C	17	Torrey Mitchell	17	1	2	3	-3	12	1	0	0	0	29	3.4	0.18	1.7
67	D	44	Marc-Edouard Vlasic	30	0	3	3	-3	2	0	0	0	0	23	0.0	0.10	0.8
68	D	22	Dan Boyle	6	2	2	4	-1	8	1	0	0	0	18	11.1	0.67	3.0
69	D	4	Robert Blake	6	1	3	4	-5	4	0	0	0	0	26	3.8	0.67	4.3
70	R	37	Rob Gaudreau	14	2	0	2	-1	0	1	1	0	0	14	14.3	0.14	1.0
71	R	36	Jeff Odgers	22	1	1	2	-2	34	0	0	0	0	11	9.1	0.09	0.5

PLAYOFFS



ALL-TIME SHARKS PLAYOFF SCORING

RNK	POS	NO	PLAYER	GP	G	A	PTS	+/-	PIM	PP	SH	GW	OT	S	PCTG	P/GM	S/GM
72	D	41	Douglas Murray	19	1	1	2	-1	11	0	0	0	0	22	4.5	0.11	1.2
73	L/R	18	Chris Tancill	11	1	1	2	-7	8	0	0	0	0	16	6.3	0.18	1.5
74	C/L	22	Murray Craven	6	1	1	2	-2	0	0	0	0	0	6	16.7	0.33	1.0
75	G	35,20	Evgeni Nabokov	65	0	2	2	0	6	0	0	0	0	0	0.0	0.03	0.0
76	D	2	Jim Kyte	11	0	2	2	-1	14	0	0	0	0	8	0.0	0.18	0.7
77	L	15	Ville Nieminen	11	0	2	2	-1	24	0	0	0	0	18	0.0	0.18	1.6
78	R	13	Bill Guerin	9	0	2	2	-3	12	0	0	0	0	22	0.0	0.22	2.4
79	D	5	Rob Davison	6	0	2	2	0	4	0	0	0	0	3	0.0	0.33	0.5
80	D	44	Shawn Cronin	23	1	0	1	-2	25	0	0	0	0	6	16.7	0.04	0.3
81	R	22	Ronnie Stern	9	1	0	1	-3	17	0	0	0	0	14	7.1	0.11	1.6
82	D	43	Al Iafraite	6	1	0	1	-4	10	1	0	0	0	10	10.0	0.17	1.7
83	D	20	Andrei Zyuzin	6	1	0	1	-2	14	0	0	1	1	6	16.7	0.17	1.0
84	D	6	Jason Marshall	17	0	1	1	1	25	0	0	0	0	13	0.0	0.06	0.8
85	D	6	Josh Gorges	11	0	1	1	-1	4	0	0	0	0	6	0.0	0.09	0.5
86	G	29	Mike Vernon	11	0	1	1	0	0	0	0	0	0	0	0.0	0.09	0.0
87	R	42	Shean Donovan	7	0	1	1	-3	6	0	0	0	0	7	0.0	0.14	1.0
88	G	32	Arturs Irbe	20	0	0	0	0	16	0	0	0	0	0	0.0	0.00	0.0
89	G	31	Steve Shields	13	0	0	0	0	0	0	0	0	0	0	0.0	0.00	0.0
90	G	35	Vesa Toskala	11	0	0	0	0	0	0	0	0	0	0	0.0	0.00	0.0
91	R	28	Matt Bradley	10	0	0	0	0	0	0	0	0	0	4	0.0	0.00	0.4
92	L	45	Jody Shelley	7	0	0	0	-1	2	0	0	0	0	1	0.0	0.00	0.1
92	G	31	Wade Flaherty	7	0	0	0	0	0	0	0	0	0	0	0.0	0.00	0.0
93	L	24	Travis Moen	6	0	0	0	-4	2	0	0	0	0	4	0.0	0.00	0.7
94	D	37	Brad Lukowich	6	0	0	0	1	0	0	0	0	0	6	0.0	0.00	0.7
95	L	28	Shawn Burr	6	0	0	0	-1	8	0	0	0	0	4	0.0	0.00	0.7
96	L	12	Bill Lindsay	6	0	0	0	0	16	0	0	0	0	4	0.0	0.00	0.7
97	L/R	8,12	Kevin Miller	6	0	0	0	-3	2	0	0	0	0	7	0.0	0.00	1.2
98	L	62,23	Andrei Nazarov	6	0	0	0	0	9	0	0	0	0	3	0.0	0.00	0.5
99	D	3	Bob Rouse	6	0	0	0	-1	6	0	0	0	0	4	0.0	0.00	0.5
100	D	5	Jeff Jillson	4	0	0	0	0	0	0	0	0	0	2	0.0	0.00	0.7
101	G	37,34	Miikka Kiprusoff	4	0	0	0	0	0	0	0	0	0	0	0.0	0.00	0.1
102	L	7	Mark Bell	4	0	0	0	-2	2	0	0	0	0	2	0.0	0.00	0.5
103	L	39	Tomas Plihal	4	0	0	0	1	0	0	0	0	0	9	0.0	0.00	0.0
104	D	23	Shawn Heins	2	0	0	0	-1	0	0	0	0	0	2	0.0	0.00	0.5
105	G	29	Jim Waite	2	0	0	0	0	0	0	0	0	0	0	0.0	0.00	2.3
106	D	21	Jim Fahey	2	0	0	0	0	0	0	0	0	0	0	0.0	0.00	1.0
107	D	21	Alexei Semenov	2	0	0	0	0	2	0	0	0	0	3	0.0	0.00	0.0
108	G	32	Kelly Hrudey	1	0	0	0	0	0	0	0	0	0	0	0.0	0.00	0.0
109	G	33	Brian Boucher	1	0	0	0	0	0	0	0	0	0	0	0.0	0.00	1.5
110	R	32	Claude Lemieux	1	0	0	0	0	0	0	0	0	0	1	0.0	0.00	0.0
TOTALS				297	502	799			1594	80	10	57	6	3169	9.4		

NO.	GOALTENDER	GPI	MINS	AVG	W	L	EN	SO	GA	SA	SPCT.	G	A	PIM	DECISIONS
33	Brian Boucher	1	2	0.00	0	0	1	0	0	0	.000	0	0	0	0
34	Miikka Kiprusoff	4	157	1.91	1	1	1	0	5	81	.938	0	0	0	2
35, 20	Evgeni Nabokov	65	3930	2.23	32	31	5	6	146	1711	.915	0	2	6	63
29	Mike Vernon	11	669	2.42	4	7	1	1	27	310	.913	0	1	0	11
35	Vesa Toskala	11	686	2.45	6	5	0	1	28	311	.910	0	0	0	11
32	Kelly Hrudey	1	20	3.00	0	0	0	0	1	6	.833	0	0	0	0
31	Steve Shields	13	756	3.33	5	8	1	0	42	359	.883	0	0	0	13
32	Arturs Irbe	20	1122	4.12	9	11	1	0	77	583	.868	0	0	16	20
31	Wade Flaherty	7	377	4.93	2	3	0	0	31	221	.860	0	0	0	5
TOTALS		7719	2.77	59	66	10	8	357	3582	.909	0	3	22	125	

PLAYOFFS



Patrick Marleau (behind net) scored the overtime game-winner in Game 5 of the 2009 Western Conference Quarterfinals.

ALL-TIME SHARKS PLAYOFF LEADERS



PLAYERS CURRENTLY ON SHARKS ROSTER IN **BOLD**

GAMES PLAYED

1. Patrick Marleau	92
2. Mike Rathje	71
3. Evgeni Nabokov	65
4. Mike Ricci	59
5. Jonathan Cheechoo	58
6. Scott Hannan	58
7. Vincent Damphousse	53
8. Brad Stuart	46
9. Todd Harvey	46
10. Kyle McLaren	43

GOALS

1. Patrick Marleau	37
2. Jonathan Cheechoo	16
3. Owen Nolan	15
4. Vincent Damphousse	15
5. Mike Ricci	14
6. Sergei Makarov	11
7. Ulf Dahlen	11
8. Ryane Clowe	10
9. Milan Michalek	10
10. Scott Thornton	10

ASSISTS

1. Joe Thornton	29
2. Patrick Marleau	25
3. Vincent Damphousse	23
4. Igor Larionov	21
5. Jonathan Cheechoo	19
6. Mike Ricci	19
7. Jeff Norton	14
8. Mike Rathje	14
9. Christian Ehrhoff	13
10. Owen Nolan	12
11. Sandis Ozolinsh	12
12. Scott Hannan	12

POINTS

1. Patrick Marleau	62
2. Vincent Damphousse	38
3. Joe Thornton	35
4. Jonathan Cheechoo	35
5. Mike Ricci	33
6. Igor Larionov	27
7. Owen Nolan	27
8. Mike Rathje	23
9. Ryane Clowe	17
10. Ulf Dahlen	17

PLUS/MINUS

1. Milan Michalek	9
2. Scott Hannan	9
3. Jonathan Cheechoo	8
4. Mike Ricci	8
5. Steve Bernier	6
6. Bryan Marchment	5
7. Scott Thornton	4
8. Mark Smith	4
9. Matthew Carle	4
10. Jeff Norton	4

PENALTY MINUTES

1. Scott Hannan	79
2. Vincent Damphousse	68
3. Owen Nolan	54
4. Mike Rathje	45
5. Patrick Marleau	42
6. Scott Thornton	42
7. Jamie Baker	42
8. Christian Ehrhoff	40
9. Marcus Ragnarsson	40
10. Jeff Norton	39

POWER PLAY GOALS

1. Patrick Marleau	14
2. Mike Rathje	7
3. Ulf Dahlen	6
4. Vincent Damphousse	5
5. Mike Ricci	4
6. Owen Nolan	4
7. Joe Thornton	3
8. Milan Michalek	3
9. Jonathan Cheechoo	3
10. Sergei Makarov	3
11. Bill Houlder	3

SHORT HANDED GOALS

1. Patrick Marleau	3
2. Vincent Damphousse	3
3. Owen Nolan	2
4. Tom Pederson	1
5. Rob Gaudreau	1

GAME WINNING GOALS

1. Patrick Marleau	10
2. Owen Nolan	5
3. Joe Pavelski	3
4. Jonathan Cheechoo	3
5. Vincent Damphousse	3
6. 9 are tied with	2

OVERTIME GOALS

1. Patrick Marleau	1
2. Joe Pavelski	1
3. Patrick Rissmiller	1
4. Niko Dimitrakos	1
5. Ulf Dahlen	1
6. Ray Whitney	1
7. Andrei Zyuzin	1

SHOTS

1. Patrick Marleau	214
2. Jonathan Cheechoo	158
3. Owen Nolan	146
4. Vincent Damphousse	119
5. Milan Michalek	93
6. Joe Thornton	92
7. Mike Ricci	77
8. Scott Thornton	76
9. Scott Hannan	75
10. Marco Sturm	72
11. Jeff Friesen	72

SHOOTING PERCENTAGE

1. Sergei Makarov	32.4
2. Bill Houlder	25.0
3. Bob Errey	25.0
4. Adam Graves	20.0
5. Ulf Dahlen	20.0
6. Mike Ricci	18.2
7. Craig Janney	17.6
8. Johan Garpenlov	17.4
9. Patrick Marleau	17.3
10. Andrei Zyuzin	16.7
11. Shawn Cronin	16.7
12. Murray Craven	16.7



Mike Ricci

PLAYOFFS



ALL-TIME SHARKS GOALTENDING LEADERS

PLAYERS CURRENTLY ON SHARKS
ROSTER IN **BOLD**

GAMES PLAYED

1. Evgeni Nabokov	65
2. Arturs Irbe	20
3. Steve Shields	13
4. Vesa Toskala	11
Mike Vernon	11
6. Wade Flaherty	7
7. Miikka Kiprusoff	4
8. Brian Boucher	1
Kelly Hrudey	1

MINUTES

1. Evgeni Nabokov	3930
2. Arturs Irbe	1122
3. Steve Shields	756
4. Vesa Toskala	686
5. Mike Vernon	669
6. Wade Flaherty	377
7. Miikka Kiprusoff	157
8. Kelly Hrudey	20
9. Brian Boucher	2

GOALS-AGAINST AVERAGE (Min. 3 GP)

1. Miikka Kiprusoff	1.91
2. Evgeni Nabokov	2.23
3. Mike Vernon	2.42
4. Vesa Toskala	2.45
5. Steve Shields	3.33
6. Arturs Irbe	4.12
7. Wade Flaherty	4.93

WINS

1. Evgeni Nabokov	32
2. Arturs Irbe	9
3. Vesa Toskala	6
4. Steve Shields	5
5. Mike Vernon	4
6. Wade Flaherty	2
7. Miikka Kiprusoff	1

DECISIONS

1. Evgeni Nabokov	63
2. Arturs Irbe	20
3. Steve Shields	13
4. Vesa Toskala	11
Mike Vernon	11
6. Wade Flaherty	5
7. Miikka Kiprusoff	2

EMPTY NET GOALS

1. Evgeni Nabokov	5
2. Brian Boucher	1
Miikka Kiprusoff	1
Arturs Irbe	1
Steve Shields	1
Mike Vernon	1

SHUTOUTS

1. Evgeni Nabokov	6
2. Vesa Toskala	1
Mike Vernon	1



Wade Flaherty

GOALS ALLOWED

1. Evgeni Nabokov	146
2. Arturs Irbe	77
3. Steve Shields	42
4. Wade Flaherty	31
5. Vesa Toskala	28
6. Mike Vernon	27
7. Miikka Kiprusoff	5
8. Kelly Hrudey	1

SHOTS AGAINST

1. Evgeni Nabokov	1711
2. Arturs Irbe	583
3. Steve Shields	359
4. Vesa Toskala	311
5. Mike Vernon	310
6. Wade Flaherty	221
7. Miikka Kiprusoff	81
8. Kelly Hrudey	6

SAVE PERCENTAGE (Min. 3 GP)

1. Miikka Kiprusoff	.938
2. Evgeni Nabokov	.915
3. Mike Vernon	.913
4. Vesa Toskala	.910
5. Steve Shields	.883
6. Arturs Irbe	.868
7. Wade Flaherty	.860

ASSISTS

1. Evgeni Nabokov	2
2. Mike Vernon	1

PENALTY MINUTES

1. Arturs Irbe	16
2. Evgeni Nabokov	6



SHARKS ALL-TIME PLAYOFF RECORD BY GAME OF A SERIES

GAME ONE

DATE	OPPONENT	ROUND	LOCATION	SCORE	OT	GWG	GOALTENDERS (SJ/OPP)
4/18/94	Detroit	WQF	Joe Louis Arena	5-4 W	-	Kroupa	Irbe/Essensa
5/2/94	Toronto	WSF	Maple Leaf Gardens	3-2 W	-	Garpenlov	Irbe/Potvin
5/7/95	Calgary	WQF	Saddledome	5-4 W	-	Baker	Irbe/Tabaracci-KIDD
5/21/95	Detroit	WSF	Joe Louis Arena	0-6 L	-	Ciccarelli	Flaherty/Vernon
4/22/98	Dallas	WQF	Reunion Arena	1-4 L	-	Lind	Vernon/Belfour
4/24/99	Colorado	WQF	San Jose Arena	1-3 L	-	Ozolinsh	Vernon/Roy
4/12/00	St. Louis	WQF	Kiel Center	3-5 L	-	Pronger	Shields/Turek
4/28/00	Dallas	WSF	Reunion Arena	0-4 L	-	Gavey	Shields/Belfour
4/12/01	St. Louis	WQF	Savvis Center	1-3 L	-	Young	Nabokov/Turek
4/12/02	Phoenix	WQF	Compaq Center	2-1 W	-	Marleau	Nabokov/Burke
5/1/02	Colorado	WSF	Pepsi Center	6-3 W	-	Marleau	Nabokov/Roy
4/08/04	St. Louis	WQF	HP Pavilion	1-0 W OT	9:16	Dimitrakos	Nabokov/Osgood
4/22/04	Colorado	WSF	HP Pavilion	5-2 W	-	Hannan	Nabokov/AEBISCHER-Salo
5/09/04	Calgary	WCF	HP Pavilion	3-4 L OT	18:43	Montador	Nabokov/Kiprusoff
4/21/06	Nashville	WQF	Gaylord Ent. Center	3-4 L	-	Hall	Toskala/Mason
5/7/06	Edmonton	WSF	HP Pavilion	2-1 W	-	Ehrhoff	Toskala/Roloson
4/11/07	Nashville	WQF	Nashville Arena	5-4 W (2 OT)	28:14	Rissmiller	Nabokov/Vokoun
4/26/07	Detroit	WSF	Joe Louis Arena	2-0 W	-	Carle	Nabokov/Hasek
4/9/08	Calgary	WQF	HP Pavilion	2-3 L	-	Yelle	Nabokov/Kiprusoff
4/25/08	Dallas	WSF	HP Pavilion	2-3 L OT	4:39	Morrow	Nabokov/Turco
4/16/09	Anaheim	WQF	HP Pavilion	0-2 L	-	S. Niedermayer	Nabokov/Hiller
All-Time Game One Record: 10-11				Home: 3-5	Road: 7-6		

GAME TWO

DATE	OPPONENT	ROUND	LOCATION	SCORE	OT	GWG	GOALTENDERS (SJ/OPP)
4/20/94	Detroit	WQF	Joe Louis Arena	0-4 L	-	Burr	Irbe/Osgood
5/4/94	Toronto	WSF	Maple Leaf Gardens	1-5 L	-	Gartner	Irbe/Potvin
5/9/95	Calgary	WQF	Saddledome	5-4 W OT	12:21	Dahlen	Irbe/Kidd
5/23/95	Detroit	WSF	Joe Louis Arena	2-6 L	-	Yzerman	Irbe/Vernon
4/24/98	Dallas	WQF	Reunion Arena	2-5 L	-	Verbeek	VERNON-Hrudey/Belfour
4/26/99	Colorado	WQF	San Jose Arena	1-2 L OT	7:53	Hejduk	Vernon/Roy
4/15/00	St. Louis	WQF	Kiel Center	4-2 W	-	Ricci	Shields/Turek
4/30/00	Dallas	WSF	Reunion Arena	0-1 L	-	Modano	Shields/Belfour
4/14/01	St. Louis	WQF	Savvis Center	1-0 W	-	Thornton	Nabokov/Turek
4/20/02	Phoenix	WQF	Compaq Center	1-3 L	-	Briere	Nabokov/Burke
5/4/02	Colorado	WSF	Pepsi Center	2-8 L	-	Forsberg	NABOKOV-Kiprusoff/Roy
4/10/04	St. Louis	WQF	HP Pavilion	3-1 W	-	Marleau	Nabokov-OSGOOD/Divis
4/24/04	Colorado	WSF	HP Pavilion	4-1 W	-	Marleau	Nabokov/Aebischer
5/11/04	Calgary	WCF	HP Pavilion	1-4 L	-	Donovan	Nabokov/Kiprusoff
4/23/06	Nashville	WQF	Gaylord Ent. Center	3-0 W	-	Cheechoo	Toskala/Mason
5/8/06	Edmonton	WSF	HP Pavilion	2-1 W	-	J. Thornton	Toskala/Roloson
4/13/07	Nashville	WQF	Nashville Arena	2-5 L	-	Dumont	Nabokov/Vokoun
4/28/07	Detroit	WSF	Joe Louis Arena	2-3 L	-	Datsyuk	Nabokov/Hasek
4/10/08	Calgary	WQF	HP Pavilion	2-0 W	-	Pavelski	Nabokov/Kiprusoff
4/27/08	Dallas	WSF	HP Pavilion	2-5 L	-	Modano	NABOKOV-Boucher/Turco
4/19/09	Anaheim	WQF	HP Pavilion	2-3 L	-	Miller	Nabokov/Hiller
All-Time Game Two Record: 8-13				Home: 4-4	Road: 4-9		

GAME THREE

DATE	OPPONENT	ROUND	LOCATION	SCORE	OT	GWG	GOALTENDERS (SJ/OPP)
4/22/94	Detroit	WQF	San Jose Arena	2-3 L	-	Burr	Irbe/Osgood
5/6/94	Toronto	WSF	San Jose Arena	5-2 W	-	Dahlen	Irbe/POTVIN-Rhodes
5/11/95	Calgary	WQF	San Jose Arena	2-9 L	-	Sullivan	IRBE-Flaherty/Kidd
5/25/95	Detroit	WSF	San Jose Arena	2-6 L	-	S. Kozlov	Flaherty/Vernon
4/26/98	Dallas	WQF	San Jose Arena	4-1 W	-	Nolan	Vernon/BELFOUR-Fernandez
4/28/99	Colorado	WQF	McNichols Arena	4-2 W	-	Sturm	Vernon/Roy
4/17/00	St. Louis	WQF	San Jose Arena	2-1 W	-	Nolan	Shields/Turek
5/2/00	Dallas	WSF	San Jose Arena	2-1 W	-	Nolan	Shields/Belfour
4/16/01	St. Louis	WQF	Compaq Center	3-6 L	-	Drake	NABOKOV-Kiprusoff/Turek
4/22/02	Phoenix	WQF	America West Arena	4-1 W	-	Graves	Nabokov/Burke
5/6/02	Colorado	WSF	Compaq Center	6-4 W	-	Marleau	Nabokov/Roy
4/12/04	St. Louis	WQF	Savvis Center	1-4 L	-	Drake	Nabokov/Osgood
4/26/04	Colorado	WSF	Pepsi Center	1-0 W	-	Damphousse	Nabokov/Aebischer
5/13/04	Calgary	WCF	Pengrowth Saddledome	3-0 W	-	Damphousse	Nabokov/Kiprusoff
4/25/06	Nashville	WQF	HP Pavilion	4-1 W	-	Bernier	Toskala/Mason
5/10/06	Edmonton	WSF	Rexall Place	2-3 L (3 OT)	42:24	Horcoff	Toskala/Roloson
4/16/07	Nashville	WQF	HP Pavilion	3-1 W	-	Clowe	Nabokov/Vokoun
4/30/07	Detroit	WSF	HP Pavilion	2-1 W	-	Cheechoo	Nabokov/Hasek
4/13/08	Calgary	WQF	Pengrowth Saddledome	3-4 L	-	Nolan	Nabokov/Kiprusoff/JOSEPH
4/29/08	Dallas	WSF	American Airlines Center	1-2 L OT	4:37	Norstrom	Nabokov/Turco
4/21/09	Anaheim	WQF	Honda Center	4-3 W	-	Marleau	Nabokov/Hiller
All-Time Game Three Record: 13-8				Home: 7-3	Road: 6-5		



SHARKS ALL-TIME PLAYOFF RECORD BY GAME OF A SERIES

GAME FOUR

DATE	OPPONENT	ROUND	LOCATION	SCORE	OT	GWG	GOALTENDERS (SJ/OPP)
4/23/94	Detroit	WQF	San Jose Arena	4-3 W	-	Makarov	Irbe/Osgood
5/8/94	Toronto	WSF	San Jose Arena	3-8 L	-	Clark	IRBE-Waite/Potvin
5/13/95	Calgary	WQF	San Jose Arena	4-6 L	-	Reichel	Irbe/Kidd
5/27/95	Detroit	WSF	San Jose Arena	2-6 L*	-	Brown	Flaherty/Vernon
4/28/98	Dallas	WQF	San Jose Arena	1-0 W OT	6:31	Zyuzin	Vernon/Belfour
4/30/99	Colorado	WQF	McNichols Arena	7-3 W	-	Korolyuk	Vernon/ROY-Billington
4/19/00	St. Louis	WQF	San Jose Arena	3-2 W	-	Suter	Shields/Turek
5/5/00	Dallas	WSF	San Jose Arena	5-4 L	-	Nieuwendyk	Shields/Belfour
4/17/01	St. Louis	WQF	Compaq Center	3-2 W	-	Nolan	Kiprusoff/Turek
4/24/02	Phoenix	WQF	America West Arena	2-1 W	-	Ricci	Nabokov/Burke
5/8/02	Colorado	WSF	Compaq Center	1-4 L	-	Sakic	Nabokov/Roy
4/13/04	St. Louis	WQF	Savvis Center	4-3 W	-	Korolyuk	Nabokov/Osgood
4/28/04	Colorado	WSF	Pepsi Center	0-1 L OT	5:15	Sakic	Nabokov/Aebischer
5/16/04	Calgary	WQF	Pengrowth Saddledome	4-1 W	-	Damphousse	Nabokov/KIPRUSOFF-Turek
4/27/06	Nashville	WQF	HP Pavilion	5-4 W	-	Marleau	Toskala/Mason
5/12/06	Edmonton	WSF	Rexall Place	3-6 L	-	J. Smith	Toskala/Roloson
4/18/07	Nashville	WQF	HP Pavilion	3-2 W	-	Michalek	Nabokov/Vokoun
5/2/07	Detroit	WSF	HP Pavilion	2-3 L OT	16:04	Schneider	Nabokov/Hasek
5/14/08	Calgary	WQF	Pengrowth Saddledome	3-2 W	-	Thornott	Nabokov/Kiprusoff
4/30/08	Dallas	WSF	American Airlines Center	2-1 W	-	Michalek	Nabokov/Turco
4/23/09	Anaheim	WQF	Honda Center	0-4 L	-	Ryan	Nabokov/Hiller

All-Time Game Four Record: 12-9 Home: 5-5 Road: 7-4

GAME FIVE

DATE	OPPONENT	ROUND	LOCATION	SCORE	OT	GWG	GOALTENDERS (SJ/OPP)
4/26/94	Detroit	WQF	San Jose Arena	6-4 W	-	Garpenlov	Irbe/OSGOOD-Essensa
5/10/94	Toronto	WSF	San Jose Arena	5-2 W	-	Makarov	Irbe/Potvin
5/15/95	Calgary	WQF	Saddledome	0-5 L	-	Nieuwendyk	IRBE, Flaherty/Kidd
4/30/98	Dallas	WQF	Reunion Arena	2-3 L	-	Modano	Vernon/Belfour
5/1/99	Colorado	WQF	McNichols Arena	2-6 L	-	Sakic	Shields/Roy
4/21/00	St. Louis	WQF	Kiel Center	3-5 L	-	Pronger	Shields/Turek
5/7/00	Dallas	WSF	Reunion Arena	1-4 L*	-	Thornott	Shields/Belfour
4/19/01	St. Louis	WQF	Savvis Center	2-3 L OT	9:54	Salvador	Kiprusoff/Turek
4/26/02	Phoenix	WQF	Compaq Center	4-1 W*	-	Graves	Nabokov/Burke
5/11/02	Colorado	WSF	Pepsi Center	5-3 W	-	Selanne	Nabokov/Roy
4/15/04	St. Louis	WQF	HP Pavilion	3-1 W*	-	Smith	Nabokov/Osgood
5/01/04	Colorado	WSF	HP Pavilion	1-2 L OT	1:54	Sakic	Nabokov/Aebischer
5/17/04	Calgary	WCF	HP Pavilion	0-3 L	-	Iginla	Nabokov/Kiprusoff
4/30/06	Nashville	WQF	Gaylord Ent. Center	2-1 W*	-	Marleau	Toskala/Mason
5/14/06	Edmonton	WSF	HP Pavilion	3-6 L	-	Pisani	Toskala/Roloson
4/20/07	Nashville	WQF	Nashville Arena	3-2 W*	-	Marleau	Nabokov/Vokoun
5/5/07	Detroit	WSF	Joe Louis Arena	1-4 L	-	Datsyuk	Nabokov/Hasek
4/17/08	Calgary	WQF	HP Pavilion	4-3 W	-	Cheechoo	Nabokov/Kiprusoff
5/2/08	Dallas	WSF	HP Pavilion	3-2 W OT	1:05	Pavelski	Nabokov/Turco
4/25/09	Anaheim	WQF	HP Pavilion	3-2 W OT	6:02	Marleau	Nabokov/Hiller

All-Time Game Five Record: 10-10 Home: 6-3 Road: 4-7

GAME SIX

DATE	OPPONENT	ROUND	LOCATION	SCORE	OT	GWG	GOALTENDERS (SJ/OPP)
4/28/94	Detroit	WQF	Joe Louis Arena	1-7 L	-	Chiasson	IRBE, Waite/Osgood
5/12/94	Toronto	WSF	Maple Leaf Gardens	2-3 L OT	8:53	Gartner	Irbe/Potvin
5/17/95	Calgary	WQF	San Jose Arena	5-3 W	-	Janney	Flaherty/Kidd
5/2/98	Dallas	WQF	San Jose Arena	2-3 L OT*	3:43	Keane	Vernon/Belfour
5/3/99	Colorado	WQF	San Jose Arena	2-3 L OT*	13:12	Hejduk	Vernon/Roy
4/23/00	St. Louis	WQF	San Jose Arena	2-6 L	-	Hecht	SHIELDS-Nabokov/Turek
4/21/01	St. Louis	WQF	Compaq Center	1-2 L*	-	Demitra	Nabokov/Turek
5/13/02	Colorado	WSF	Compaq Center	1-2 L OT	2:47	Forsberg	Nabokov/Roy
5/04/04	Colorado	WSF	Pepsi Center	3-1 W*	-	Goc	Nabokov/Aebischer
5/19/04	Calgary	WCF	Pengrowth Saddledome	1-3 L*	-	Gelinas	Nabokov/Kiprusoff
5/17/06	Edmonton	WSF	Rexall Place	0-2 L*	-	Peca	Toskala/Roloson
5/7/07	Detroit	WSF	HP Pavilion	0-2 L*	-	Samuelsson	Nabokov/Hasek
4/20/08	Calgary	WQF	Pengrowth Saddledome	0-2 L	-	Nolan	Nabokov/Kiprusoff
5/4/08	Dallas	WSF	American Airlines Center	1-2 L (4 OT)*	69:03	Morrow	Nabokov/Turco
4/27/09	Anaheim	WQF	Honda Center	1-4 L*	-	Selanne	Nabokov/Hiller

All-Time Game Six Record: 2-13 Home: 1-4 Road: 1-9

GAME SEVEN

DATE	OPPONENT	ROUND	LOCATION	SCORE	OT	GWG	GOALTENDERS (SJ/OPP)
4/30/94	Detroit	WQF	Joe Louis Arena	3-2 W*	-	Baker	Irbe/Osgood
5/14/94	Toronto	WSF	Maple Leaf Gardens	2-4 L*	-	Osborne	Irbe/Potvin
5/19/95	Calgary	WQF	Saddledome	5-4 W (2 OT)*	21:54	Whitney	Flaherty/Kidd
4/25/00	St. Louis	WQF	Kiel Center	3-1 W*	-	Nolan	Shields/Turek
5/15/02	Colorado	WSF	Pepsi Center	0-1 L*	-	Forsberg	Nabokov/Roy
4/22/08	Calgary	WQF	HP Pavilion	5-3 W*	-	Pavelski	Nabokov/KIPRUSOFF-Joseph

All-Time Game Seven Record: 4-2 Home: 1-0 Road: 3-2

WCF = Western Conference Finals

WSF = Western Conference Semifinals

GOALTENDER IN CAPS received the decision (win or loss)

WQF = Western Conference Quarterfinals

* = Series-clinching game

SHARKS ALL-TIME PLAYOFF RECORD



SERIES	WON	LOST	GP	W	L	GF	GA
21	9	12	125	59	66	307	375

SHARKS PLAYOFF RECORD BY TEAMS

ANAHEIM DUCKS

SERIES	WON	LOST	GP	W	L	GF	GA	PP	PK
2008-09 WQF	0	1	6	2	4	10	18	4/24	18/23
TOTALS	0	1	6	2	4	10	18	4/24	18/23

2008-09 WQF - Anaheim defeated San Jose, 4-2

CALGARY FLAMES

SERIES	WON	LOST	GP	W	L	GF	GA	PP	PK
2007-08 WQF	1	0	7	4	3	19	17	6/31	18/22
2003-04 WCF	0	1	6	2	4	12	16	3/25	21/23
1994-95 WQF	1	0	7	4	3	26	35	6/31	24/31
TOTALS	2	1	20	10	10	57	68	15/87	61/76

1994-95 WQF - San Jose defeated Calgary, 4-3

2003-04 WCF - Calgary defeated San Jose, 4-2

2007-08 WCF - San Jose defeated Calgary, 4-3

COLORADO AVALANCHE

SERIES	WON	LOST	GP	W	L	GF	GA	PP	PK
2003-04 WSF	1	0	6	4	2	14	7	4/25	24/27
2001-02 WSF	0	1	7	3	4	21	25	3/21	19/23
1998-99 WQF	0	1	6	2	4	17	19	7/41	35/42
TOTALS	1	2	19	9	10	52	51	14/87	78/92

1998-99 WQF - Colorado defeated San Jose, 4-2

2001-02 WSF - Colorado defeated San Jose, 4-3

2003-04 WSF - San Jose defeated Colorado, 4-2

DALLAS STARS

SERIES	WON	LOST	GP	W	L	GF	GA	PP	PK
2007-08 WSF	0	1	6	2	4	11	15	2/25	17/22
1999-00 WQF	0	1	5	1	4	7	15	4/28	16/21
1997-98 WSF	0	1	6	2	4	12	16	6/36	31/38
TOTALS	0	3	17	5	12	30	46	12/89	64/91

1997-98 WQF - Dallas defeated San Jose, 4-2

1999-00 WSF - Dallas defeated San Jose, 4-1

2007-08 WSF - Dallas defeated San Jose, 4-2

DETROIT RED WINGS

SERIES	WON	LOST	GP	W	L	GF	GA	PP	PK
2006-07 WSF	0	1	6	2	4	9	13	2/27	20/25
1994-95 WSF	0	1	4	0	4	6	24	3/17	9/15
1993-94 WQF	1	0	7	4	3	21	27	6/36	30/35
TOTALS	1	2	17	6	11	36	64	11/80	59/75

2006-07 WSF - Detroit defeated San Jose, 4-2

1994-95 WSF - Detroit defeated San Jose, 4-0

1993-94 WQF - San Jose defeated Detroit, 4-3

EDMONTON OILERS

SERIES	WON	LOST	GP	W	L	GF	GA	PP	PK
2005-06 WSF	0	1	6	2	4	12	19	2/35	24/29
TOTALS	0	1	6	2	4	12	19	2/35	24/29

2005-06 WSF - Edmonton defeated San Jose, 4-2

NASHVILLE PREDATORS

SERIES	WON	LOST	GP	W	L	GF	GA	PP	PK
2006-07 WQF	1	0	5	4	1	16	14	2/30	19/22
2005-06 WQF	1	0	5	4	1	17	10	9/37	26/34
TOTALS	2	0	10	8	2	33	24	11/67	45/56

2006-07 WQF - San Jose defeated Nashville, 4-1

2005-06 WQF - San Jose defeated Nashville, 4-1

PHOENIX COYOTES

SERIES	WON	LOST	GP	W	L	GF	GA	PP	PK
2001-02 WQF	1	0	5	4	1	13	7	2/24	24/25
TOTALS	1	0	5	4	1	13	7	2/24	24/25

2001-02 WQF - San Jose defeated Phoenix, 4-1



SHARKS PLAYOFF RECORD BY TEAMS

CONTINUED

ST. LOUIS BLUES

SERIES	WON	LOST	GP	W	L	GF	GA	PP	PK
2003-04 WQF	1	0	5	4	1	12	9	3/31	23/24
2000-01 WQF	0	1	6	2	4	11	16	0/22	22/27
1999-00 WQF	1	0	7	4	3	20	22	6/35	31/39
TOTALS	2	1	18	10	8	43	47	9/88	76/90

1999-00 WQF - San Jose defeated St. Louis, 4-3

2000-01 WQF - St. Louis defeated San Jose, 4-2

2002-03 WQF - San Jose defeated St. Louis, 4-1

TORONTO MAPLE LEAFS

SERIES	WON	LOST	GP	W	L	GF	GA	PP	PK
1993-94 WSF	0	1	7	3	4	21	26	3/38	18/26
TOTALS	0	1	7	3	4	21	26	3/38	18/26

1993-94 WSF - Toronto defeated San Jose, 4-3

WSF = Western Conference Finals WQF = Western Conference Quarterfinals WSF = Western Conference Semifinals

Record: 7-14

SHARKS OVERTIME PLAYOFF GAMES (21)

DATE	SERIES/ GAME #	VS.	SITE	GWG	TIME	SCORE	SERIES WINNER
5/12/94	WSF/6	TOR	Maple Leaf Gardens	Mike Gartner	8:53	2-3 L	Toronto 4-3
5/09/95	WQF/2	CGY	Saddledome	Ulf Dahlen	12:21	5-4 W	San Jose, 4-3
5/19/95	WQF/7	CGY	Saddledome	Ray Whitney	21:54 20T	5-4 W	San Jose, 4-3
4/28/98	WQF/4	DAL	San Jose Arena	Andrei Zyuzin	6:31	1-0 W	Dallas, 4-2
5/02/98	WQF/6	DAL	San Jose Arena	Mike Keane	3:43	2-3 L	Dallas, 4-2
4/24/99	WQF/2	COL	San Jose Arena	Milan Hejduk	7:53	1-2 L	Colorado, 4-2
5/03/99	WQF/6	COL	San Jose Arena	Milan Hejduk	13:12	2-3 L	Colorado, 4-2
4/21/01	WQF/5	STL	Savvis Center	Bryce Salvador	9:54	2-3 L	St. Louis, 4-2
5/13/02	WSF/6	COL	Compaq Center	Peter Forsberg	2:47	1-2 L	Colorado, 4-3
4/08/04	WQF/1	STL	HP Pavilion	Niko Dimitrakos	9:16	1-0 W	San Jose, 4-1
4/28/04	WSF/4	COL	Pepsi Center	Joe Sakic	5:15	0-1 L	San Jose, 4-2
5/01/04	WSF/5	COL	HP Pavilion	Joe Sakic	1:54	1-2 L	San Jose, 4-2
5/09/04	WCF/1	CGY	HP Pavilion	Steve Montador	18:43	3-4 L	Calgary, 4-2
5/10/06	WSF/3	EDM	Rexall Place	Shawn Horcoff	42:24 30T	2-3 L	Edmonton, 4-2
4/11/07	WQF/1	NSH	Nashville Arena	Patrick Rissmiller	28:14 20T	5-4 W	San Jose, 4-1
5/2/07	WSF/4	DET	HP Pavilion	Mathieu Schneider	16:04	2-3 L	Detroit, 4-2
4/25/08	WSF/1	DAL	HP Pavilion	Brendan Morrow	4:39	2-3 L	Dallas, 4-2
4/29/08	WSF/3	DAL	American Airlines Center	Mattias Norstrom	4:37	1-2 L	Dallas, 4-2
5/2/08	WSF/5	DAL	HP Pavilion	Joe Pavelski	1:05	3-2 W	Dallas, 4-2
5/4/08	WSF/6	DAL	American Airlines Center	Brendan Morrow	69:03 40T	1-2 L	Dallas, 4-2
4/25/09	WQF/5	ANA	HP Pavilion	Patrick Marleau	6:02	3-2 W	Anaheim, 4-2

SHARKS PLAYOFF HAT TRICKS (4)

DATE	SERIES/ GAME #	VS.	SITE	GWG	SCORE	SERIES WINNER
5/6/94	WSF/3	TOR	San Jose Arena	Ulf Dahlen	5-2 W	Toronto, 4-3
4/10/04	WQF/2	STL	HP Pavilion	Patrick Marleau	3-1 W	San Jose, 4-1
4/22/04	WSF/1	COL	HP Pavilion	Patrick Marleau	5-2 W	San Jose, 4-2
4/27/06	WQF/4	NSH	HP Pavilion	Patrick Marleau	5-4 W	San Jose, 4-1

OPPONENT PLAYOFF HAT TRICKS (4)

DATE	SERIES/ GAME #	VS.	SITE	GWG	SCORE	SERIES WINNER
5/11/95	WQF/3	CGY	San Jose Arena	Mike Sullivan	2-9 L	San Jose, 4-3
5/13/95	WQF/4	CGY	San Jose Arena	T. Fleury (4 G)	4-6 L	San Jose, 4-3
4/23/00	WQF/6	STL	San Jose Arena	Scott Young	2-6 L	San Jose, 4-3
4/12/04	WQF/3	STL	Savvis Center	Mike Sillinger	1-4 L	San Jose, 4-1

SHARKS PLAYOFF SHUTOUTS (8)



DATE	SERIES/ GAME #	VS.	SITE	GOALTENDER	SAVES	SCORE	SERIES WINNER
4/28/98	WQF/4	DAL	San Jose Arena	Mike Vernon	26	1-0 OT	Dallas, 4-2
4/14/01	WQF/2	STL	Savvis Center	Evgeni Nabokov	28	1-0	St. Louis, 4-2
4/09/04	WQF/1	STL	HP Pavilion	Evgeni Nabokov	26	1-0 OT	San Jose, 4-1
4/26/04	WSF/3	COL	Pepsi Center	Evgeni Nabokov	33	1-0	San Jose, 4-2
5/13/04	WCF/3	CGY	Pengrowth Saddledome	Evgeni Nabokov	34	3-0	Calgary, 4-2
4/23/06	WQF/2	NSH	Gaylord Ent. Center	Vesa Toskala	25	3-0	San Jose, 4-1
4/26/07	WSF/1	DET	Joe Louis Arena	Evgeni Nabokov	34	2-0	Detroit, 4-2
4/10/08	WQF/2	CGY	HP Pavilion	Evgeni Nabokov	21	2-0	San Jose, 4-3

OPPONENT PLAYOFF SHUTOUTS (13)

DATE	SERIES/ GAME #	VS.	SITE	GOALTENDER	SAVES	SCORE	SERIES WINNER
4/20/94	WQF/2	DET	Joe Louis Arena	Chris Osgood	22	0-4 L	San Jose, 4-3
5/15/95	WQF/5	CGY	Saddledome	Trevor Kidd	25	0-5 L	San Jose, 4-3
5/21/95	WSF/1	DET	Joe Louis Arena	Mike Vernon	15	0-6 L	Detroit, 4-0
4/28/00	WSF/1	DAL	Reunion Arena	Ed Belfour	18	0-4 L	Dallas, 4-2
4/30/00	WSF/2	DAL	Reunion Arena	Ed Belfour	19	0-1 L	Dallas, 4-2
5/15/02	WSF/6	COL	Pepsi Center	Patrick Roy	27	0-1 L	Colorado, 4-3
4/28/04	WSF/4	COL	Pepsi Center	David Aebischer	27	0-1 L OT	San Jose, 4-2
5/15/04	WCF/5	CGY	HP Pavilion	Miikka Kiprusoff	19	0-3 L	Calgary, 4-2
5/17/06	WSF/6	EDM	Rexall Place	Dwayne Roloson	24	0-2 L	Edmonton, 4-2
5/7/07	WSF/6	DET	HP Pavilion	Dominik Hasek	28	0-2 L	Detroit, 4-2
4/20/08	WQF/6	CGY	Pengrowth Saddledome	Miikka Kiprusoff	21	0-2 L	San Jose, 4-3
4/16/09	WQF/1	ANA	HP Pavilion	Jonas Hiller	35	0-2 L	Anaheim, 4-2
4/23/09	WQF/4	ANA	Honda Center	Jonas Hiller	31	0-4 L	Anaheim, 4-2

SHARKS PLAYOFF SCORING LEADERS BY YEAR

YEAR	GOALS	ASSISTS	POINTS	PIM
2008-09	Patrick Marleau (2) Dan Boyle	Joe Thornton (4)	Joe Thornton (5)	Jeremy Roenick (12)
2007-08	Ryane Clowe (5) Joe Pavelski	Joe Thornton (8)	Joe Thornton (10)	Craig Rivet (16)
2006-07	Ryane Clowe (4) Milan Michalek	Joe Thornton (10)	Joe Thornton (11)	Scott Hannan (33)
2005-06	Patrick Marleau (9)	Joe Thornton (7)	Patrick Marleau (14)	Ville Nieminen (24)
2003-04	Patrick Marleau (8)	Niko Dimitrakos (8)	V. Damphousse (14)	Jason Marshall (25)
2001-02	Patrick Marleau (6) Owen Nolan	Mike Ricci (6) V. Damphousse	Patrick Marleau (11) Todd Harvey	V. Damphousse (12) Scott Hannan
2000-01	Scott Thornton (3)	Niklas Sundstrom Stephane Matteau (3) Mike Ricci	Stephane Matteau (4)	Marcus Ragnarsson Bill Lindsay (16)
1999-00	Owen Nolan (8)	V. Damphousse (7)	Owen Nolan (10)	V. Damphousse (16)
1998-99	V. Damphousse (2) Bill Houlder	Jeff Norton (7)	Jeff Norton (7)	Jeff Friesen (14)
1997-98	John MacLean (2) Owen Nolan	Bernie Nicholls (5)	John MacLean (5) Bernie Nicholls	Owen Nolan (26)
1994-95	Ulf Dahlen (5) Mike Rathje	Igor Larionov (8)	Ulf Dahlen (9) Igor Larionov	Jeff Odgers (23)
1993-94	Sergei Makarov (8)	Igor Larionov (13)	Igor Larionov (18)	Jay More (32)



SHARKS PLAYOFF GOALTENDING LEADERS BY YEAR

YEAR	GAMES PLAYED	DECISIONS	WINS	SAVES
2008-09	Evgeni Nabokov (6)	Evgeni Nabokov (6)	Evgeni Nabokov (2)	Evgeni Nabokov (155)
2007-08	Evgeni Nabokov (13)	Evgeni Nabokov (13)	Evgeni Nabokov (6)	Evgeni Nabokov (333)
2006-07	Evgeni Nabokov (11)	Evgeni Nabokov (11)	Evgeni Nabokov (6)	Evgeni Nabokov (323)
2005-06	Vesa Toskala (11)	Vesa Toskala (11)	Vesa Toskala (6)	Vesa Toskala (311)
2003-04	Evgeni Nabokov (17)	Evgeni Nabokov (17)	Evgeni Nabokov (10)	Evgeni Nabokov (431)
2001-02	Evgeni Nabokov (12)	Evgeni Nabokov (12)	Evgeni Nabokov (7)	Evgeni Nabokov (291)
2000-01	Evgeni Nabokov (4)	Evgeni Nabokov (4)	Evgeni Nabokov (1)	Evgeni Nabokov (93)
			Miikka Kiprusoff	
1999-00	Steve Shields (12)	Steve Shields (12)	Steve Shields (5)	Steve Shields (287)
1998-99	Mike Vernon (5)	Mike Vernon (5)	Mike Vernon (2)	Mike Vernon (172)
1997-98	Mike Vernon (6)	Mike Vernon (6)	Mike Vernon (2)	Mike Vernon (124)
1994-95	Wade Flaherty (7)	Arturs Irbe (6)	Wade Flaherty (2)	Wade Flaherty (190)
			Arturs Irbe	
1993-94	Arturs Irbe (14)	Arturs Irbe (14)	Arturs Irbe (7)	Arturs Irbe (349)

SHARKS ALL-TIME PLAYOFF SPECIAL TEAMS

YEAR		PP	PCT.	RANK	PK	PCT.	RANK
2008-09	Overall	4/24	16.7%	8th NHL	18/23	78.3%	11th NHL
	Home	1/15	6.7%	14th NHL	7/9	77.8%	10th NHL
	Road	3/9	33.3%	1st NHL	11/14	78.6%	13th NHL
2007-08	Overall	8/56	14.3%	12th NHL	33/44	75.0%	14th NHL
	Home	5/31	16.1%	11th NHL	19/26	73.1%	13th NHL
	Road	3/25	12.0%	12th NHL	14/18	77.8%	11th NHL
2006-07	Overall	4/57	7.0%	14th NHL	39/47	83.0%	10th NHL
	Home	1/25	4.0%	15th NHL	14/18	77.8%	14th NHL
	Road	3/32	9.4%	10th NHL	25/29	86.2%	7th NHL
2005-06	Overall	11/72	15.3%	10th NHL	11/62	80.6%	10th NHL
	Home	5/34	14.7%	10th NHL	20/25	80.0%	11th NHL
	Road	6/38	15.8%	7th NHL	30/37	81.1%	11th NHL
2003-04	Overall	11/81	13.6%	7th NHL	66/72	91.7%	3rd NHL
	Home	7/51	13.7%	8th NHL	34/36	94.4%	4th NHL
	Road	4/30	13.6%	6th NHL	32/36	88.9%	9th NHL
2001-02	Overall	5/48	10.4%	12th NHL	43/48	89.6%	3rd NHL
	Home	4/27	14.8%	9th NHL	18/20	90.0%	5th NHL
	Road	1/21	4.8%	15th NHL	25/28	89.3%	4th NHL
2000-01	Overall	0/22	0.0%	16th NHL	22/27	81.4%	10th NHL
	Home	0/12	0.0%	16th NHL	8/12	66.7%	16th NHL
	Road	0/10	0.0%	16th NHL	14/15	93.3%	2nd NHL
1999-00	Overall	10/63	15.9%	7th NHL	48/61	78.7%	13th NHL
	Home	5/27	18.5%	8th NHL	21/25	84.0%	9th NHL
	Road	5/36	13.9%	9th NHL	27/36	75.0%	14th NHL
1998-99	Overall	7/41	17.1%	7th NHL	35/42	83.3%	9th NHL
	Home	2/18	11.1%	12th NHL	14/18	77.8%	12th NHL
	Road	5/23	21.7%	4th NHL	21/24	87.5%	6th NHL
1997-98	Overall	6/36	16.7%	4th NHL	31/38	81.6%	13th NHL
	Home	4/20	20.0%	3rd NHL	7/8	87.5%	T-5th NHL
	Road	2/16	12.5%	9th NHL	24/30	80.0%	12th NHL
1994-95	Overall	9/48	18.8%	8th NHL	33/46	71.7%	14th NHL
	Home	4/24	16.7%	7th NHL	18/21	85.7%	4th NHL
	Road	5/24	20.8%	4th NHL	15/25	60.0%	16th NHL
1993-94	Overall	9/74	12.2%	11th NHL	48/61	78.7%	11th NHL
	Home	7/36	19.4%	7th NHL	18/22	81.8%	T-11th NHL
	Road	2/38	5.3%	T-13th NHL	30/39	76.9%	13th NHL



SHARKS PLAYOFF RESULTS BY YEAR

2008-09	Western Quarterfinals	Anaheim (#8 seed) defeated SAN JOSE (#1 seed) 4-2
2007-08	Western Quarterfinals	SAN JOSE (#2 seed) defeated Calgary (#7 seed) 4-3
	Western Semifinals	Dallas (#5 seed) defeated SAN JOSE (#2 seed) 4-2
2006-07	Western Quarterfinals	SAN JOSE (#5 seed) defeated Nashville (#4 seed) 4-1
	Western Semifinals	Detroit (#1 seed) defeated SAN JOSE (#5 seed) 4-2
2005-06	Western Quarterfinals	SAN JOSE (#5 seed) defeated Nashville (#4 seed), 4-1
	Western Semifinals	Edmonton (#8 seed) defeated SAN JOSE (#5 seed), 4-2
2003-04	Western Quarterfinals	SAN JOSE (#2 seed) defeated St. Louis (#7 seed), 4-1
	Western Semifinals	SAN JOSE (#2 seed) defeated Colorado (#4 seed), 4-2
	Western Conference Finals	Calgary (#6 seed) defeated SAN JOSE (#2 seed), 4-2
2001-02	Western Quarterfinals	SAN JOSE (#3 seed) defeated Phoenix (#6 seed), 4-1
	Western Semifinals	Colorado (#2 seed) defeated SAN JOSE (#3 seed), 4-3
2000-01	Western Quarterfinals	St. Louis (#4 seed) defeated SAN JOSE (#5 seed), 4-2
1999-00	Western Quarterfinals	SAN JOSE (#8 seed) defeated St. Louis (#1 seed), 4-3
	Western Semifinals	Dallas (#2 seed) defeated SAN JOSE (#8 seed), 4-1
1998-99	Western Quarterfinals	Colorado (#2 seed) defeated SAN JOSE (#7 seed), 4-2
1997-98	Western Quarterfinals	Dallas (#1 seed) defeated SAN JOSE (#8 seed), 4-2
1994-95	Western Quarterfinals	SAN JOSE (#7 seed) defeated Calgary (#2 seed), 4-3
	Western Semifinals	Detroit (#1 seed) defeated SAN JOSE (#7 seed), 4-0
1993-94	Western Quarterfinals	SAN JOSE (#8 seed) defeated Detroit (#1 seed), 4-3
	Western Semifinals	Toronto (#3 seed) defeated SAN JOSE (#8 seed), 4-3

SHARKS WHEN FACING ELIMINATION

Possible Playoff Elimination Games Played: 20

Team Record: 8-12 Home: 4-5 Road: 4-7

DATE	OPPONENT	SITE	ROUND/GAME #	SCORE	GWG
4/30/94	Detroit	Joe Louis Arena	WQF/#7	3-2 W	Baker
5/14/94	Toronto	Maple Leaf Gardens	WSF/#7	2-4 L	Osborne
5/17/95	Calgary	San Jose Arena	WQF/#6	5-3 W	Janney
5/19/95	Calgary	Saddledome	WQF/#7	5-4 W OT	Whitney
5/27/95	Detroit	San Jose Arena	WSF/#4	2-6 L	Brown
5/02/98	Dallas	San Jose Arena	WQF/#6	2-3 L OT	Keane
5/03/99	Colorado	San Jose Arena	WQF/#6	2-3 L OT	Hejduk
4/25/00	St. Louis	Kiel Center	WQF/#7	3-1 W	Nolan
5/07/00	Dallas	Reunion Arena	WSF/#5	1-4 L	Thornton
4/21/01	St. Louis	Compaq Center	WQF/#6	1-2 L	Demitra
5/15/02	Colorado	Pepsi Center	WSF/#7	0-1 L	Forsberg
5/19/04	Calgary	Pengrowth Saddledome	WCF/#6	1-3 L	Gelinas
5/17/06	Edmonton	Rexall Place	WSF/#6	0-2 L	Horcoff
5/7/07	Detroit	HP Pavilion	WSF/#6	0-2 L	Samuelsson
4/22/08	Calgary	HP Pavilion	WQF/#7	5-3 W	Pavelski
4/30/08	Dallas	American Airlines Center	WSF/#4	2-1 W	Michalek
5/2/08	Dallas	HP Pavilion	WSF/#5	3-2 W OT	Pavelski
5/4/08	Dallas	American Airlines Center	WSF/#6	1-2 L 4OT	Morrow
4/25/09	Anaheim	HP Pavilion	WQF/#5	3-2 W OT	Marleau
4/27/09	Anaheim	Honda Center	WQF/#6	1-4 L	Selmanne

OPPONENTS WHEN FACING ELIMINATION

Possible Playoff Elimination Games Played: 19

Opponents Record: 10-9 Home: 3-3 Road: 7-6

DATE	OPPONENT	SITE	ROUND/GAME #	SCORE	GWG
4/28/94	Detroit	Joe Louis Arena	WQF/#6	7-1 W	Chiasson
4/30/94	Detroit	Joe Louis Arena	WQF/#7	2-3 L	Baker
5/12/94	Toronto	Maple Leaf Gardens	WSF/#6	3-2 W OT	Gartner
5/14/94	Toronto	Maple Leaf Gardens	WSF/#7	4-2 W	Osborne
5/19/95	Calgary	Saddledome	WQF/#7	4-5 L OT	Whitney
4/21/00	St. Louis	Kiel Center	WQF/#5	5-3 W	Pronger
4/23/00	St. Louis	San Jose Arena	WQF/#6	6-2 W	Hecht
4/25/00	St. Louis	Kiel Center	WSF/#7	1-3 L	Nolan
4/26/02	Phoenix	Compaq Center	WQF/#5	1-4 L	Graves
5/13/02	Colorado	Compaq Center	WSF/#6	2-1 W	Forsberg
5/15/02	Colorado	Pepsi Center	WSF/#7	1-0 W	Forsberg
4/15/04	St. Louis	HP Pavilion	WQF/#5	1-3 L	Smith
4/28/04	Colorado	Pepsi Center	WSF/#4	1-0 W OT	Sakic
5/01/04	Colorado	HP Pavilion	WSF/#5	2-1 W OT	Sakic
5/04/04	Colorado	Pepsi Center	WSF/#6	1-3 L	Goc
4/30/06	Nashville	Gaylord Ent. Center	WQF/#5	2-1 L	Marleau
4/20/07	Nashville	Nashville Arena	WQF/#5	3-2 L	Marleau
4/20/08	Calgary	Pengrowth Saddledome	WQF/#6	2-0 W	Nolan
4/22/08	Calgary	HP Pavilion	WQF/#7	3-5 L	Pavelski



2009 SHARKS PLAYOFF SUMMARY

WESTERN CONFERENCE QUARTERFINALS

ANAHEIM DUCKS (#8) vs. SAN JOSE SHARKS (#1) • SHARKS SUMMARY: WON-2 LOST-4

DATE	SCORE	ATT.	GOALTENDERS	GW GOAL
APRIL 16	@SHARKS 0; DUCKS 2	17496	NABOKOV/HILLER	SCOTT NIEDERMAYER
APRIL 19	@SHARKS 2; DUCKS 3	17496	NABOKOV/HILLER	BOBBY RYAN
APRIL 21	SHARKS 4; @DUCKS 3	16277	NABOKOV/HILLER	PATRICK MARLEAU
APRIL 23	SHARKS 0; @DUCKS 4	16830	NABOKOV/HILLER	BOBBY RYAN
APRIL 25	@SHARKS 3; DUCKS 2 OT	17496	NABOKOV/HILLER	PATRICK MARLEAU
APRIL 27	SHARKS 1; @DUCKS 4	17174	NABOKOV/HILLER	TEEMU SELANNE

GOALS BY PERIOD	1ST	2ND	3RD	OT	TOTAL	SHOTS BY PERIOD	1ST	2ND	3RD	OT	TOTAL
SHARKS	4	3	2	1	10	SHARKS	82	74	67	7	230
DUCKS	4	5	9	0	18	DUCKS	48	58	47	3	156

INDIVIDUAL SCORING

SHARKS	GP	G	A	TP	+/-	PM	PP	SH	GW	GT	EN	S	PCTG
JOE THORNTON	6	1	4	5	-3	5	1	0	0	0	0	17	5.9
DAN BOYLE	6	2	2	4	-1	8	1	0	0	0	0	18	11.1
ROBERT BLAKE	6	1	3	4	-5	4	0	0	0	0	0	26	3.8
PATRICK MARLEAU	6	2	1	3	0	8	1	0	2	1	0	12	16.7
DEVIN SETOGUCHI	6	1	2	3	-1	2	0	0	0	0	0	17	5.9
JONATHAN CHEECHOO	6	1	1	2	1	4	0	0	0	0	0	17	5.9
RYANE CLOWE	6	1	1	2	-4	8	0	0	0	0	0	11	9.1
MILAN MICHALEK	6	1	0	1	-3	2	1	0	0	0	0	20	5.0
JEREMY ROENICK	6	0	1	1	-1	12	0	0	0	0	0	11	0
JOE PAVELSKI	6	0	1	1	-3	9	0	0	0	0	0	18	0
MARC-EDOUARD VLASIC	6	0	1	1	-6	0	0	0	0	0	0	5	0
CLAUDE LEMIEUX	1	0	0	0	0	0	0	0	0	0	0	1	0
JODY SHELLEY	1	0	0	0	0	0	0	0	0	0	0	0	0
TORREY MITCHELL	4	0	0	0	-1	2	0	0	0	0	9	0	0
MIKE GRIER	6	0	0	0	-2	6	0	0	0	0	0	8	0
BRAD LUKOWICH	6	0	0	0	1	0	0	0	0	0	0	6	0
EVGENI NABOKOV	6	0	0	0	0	0	0	0	0	0	0	0	0
DOUGLAS MURRAY	6	0	0	0	-1	9	0	0	0	0	0	3	0
TRAVIS MOEN	6	0	0	0	-4	2	0	0	0	0	0	4	0
MARCEL GOC	6	0	0	0	-2	2	0	0	0	0	0	7	0
CHRISTIAN EHRRHOFF	6	0	0	0	-2	2	0	0	0	0	0	20	0

POWER PLAY: 4-24 (16.7%)

PENALTY KILLING: 5-23 (78.3%)

GOALTENDING SHARKS	GP	MIN	GA	AVG	EN	SO	W	L	SHOTS	SAVE%
EVGENI NABOKOV	6	362	17	2.82	1	0	2	4	155	.890



®

2008 SHARKS PLAYOFF SUMMARY



WESTERN CONFERENCE QUARTERFINALS

CALGARY FLAMES (#7) vs. SAN JOSE SHARKS (#2) • SHARKS SUMMARY: WON-4 LOST-3

DATE	SCORE	ATT.	GOALTENDERS	GW GOAL
APRIL 9	@SHARKS 2; FLAMES 3	17496	NABOKOV/KIPRUSOFF	STEPHANE YELLE
APRIL 10	@SHARKS 2; FLAMES 0	17496	NABOKOV/KIPRUSOFF	JOE PAVELSKI
APRIL 13	SHARKS 3; @FLAMES 4	19289	NABOKOV/KIPRUSOFF, JOSEPH	OWEN NOLAN
APRIL 15	SHARKS 3; @FLAMES 2	19289	NABOKOV/KIPRUSOFF	JOE THORNTON
APRIL 17	@SHARKS 4; FLAMES 3	17496	NABOKOV/KIPRUSOFF	JONATHAN CHEECHOO
APRIL 20	SHARKS 0; @FLAMES 2	19289	NABOKOV/KIPRUSOFF	OWEN NOLAN
APRIL 22	@SHARKS 5; FLAMES 3	17496	NABOKOV/JOSEPH, KIPRUSOFF	JOE PAVELSKI

GOALS BY PERIOD	1ST	2ND	3RD	OT	TOTAL	SHOTS BY PERIOD	1ST	2ND	3RD	OT	TOTAL
SHARKS	5	9	5	0	19	SHARKS	57	106	66	0	229
FLAMES	6	6	5	0	17	FLAMES	52	58	52	0	162

INDIVIDUAL SCORING

SHARKS	GP	G	A	TP	+/-	PM	PP	SH	GW	GT	EN	S	PCTG
RYANE CLOWE	7	4	4	8	1	8	2	0	0	0	0	30	13.3
JOE PAVELSKI	7	3	4	7	3	0	1	0	2	0	0	27	11.1
JOE THORNTON	7	2	5	7	1	0	1	0	1	0	0	14	14.3
PATRICK MARLEAU	7	2	4	6	0	2	0	0	0	0	0	24	8.3
JONATHAN CHEECHOO	7	3	2	5	1	2	0	0	1	0	0	18	16.7
JEREMY ROENICK	6	2	2	4	0	0	1	0	0	0	0	7	28.6
BRIAN CAMPBELL	7	0	3	3	-1	0	0	0	0	0	0	11	0.0
CRAIG RIVET	7	0	3	3	-1	6	0	0	0	0	0	13	0.0
CHRISTIAN EHRHOFF	4	0	3	3	4	6	0	0	0	0	0	6	0.0
DOUGLAS MURRAY	7	1	1	2	0	0	0	0	0	0	0	11	9.1
DEVIN SETOGUCHI	4	1	1	2	0	0	0	0	0	0	0	7	14.3
TORREY MITCHELL	7	1	0	1	0	8	1	0	0	0	0	10	10.0
MIKE GRIER	7	0	1	1	1	0	0	0	0	0	0	13	0.0
MARC-EDOUARD VLASIC	7	0	1	1	3	0	0	0	0	0	0	10	0.0
MILAN MICHALEK	7	0	0	0	2	2	0	0	0	0	0	7	0.0
MATT CARLE	6	0	0	0	1	4	0	0	0	0	0	2	0.0
JODY SHELLEY	6	0	0	0	-1	2	0	0	0	0	0	1	0.0
KYLE MCCLAREN	5	0	0	0	-2	6	0	0	0	0	0	0	0.0
PATRICK RISSMILLER	5	0	0	0	-1	4	0	0	0	0	0	12	0.0
CURTIS BROWN	4	0	0	0	-2	2	0	0	0	0	0	2	0.0
MARCEL GOC	1	0	0	0	1	0	0	0	0	0	0	1	0.0
ALEXEI SEMENOV	1	0	0	0	0	0	0	0	0	0	0	3	0.0

POWER PLAY: 6-31 (19.4%) PENALTY KILLING: 16-22 (72.7%)

GOALTENDING SHARKS	GP	MIN	GA	AVG	EN	SO	W	L	SHOTS	SAVE%
EVGENI NABOKOV	7	416	17	2.45	0	1	4	3	162	.895

WESTERN CONFERENCE SEMIFINALS

DALLAS STARS (#5) vs. SAN JOSE SHARKS (#2) • SHARKS SUMMARY: WON-2 LOST-4

DATE	SCORE	ATT.	GOALTENDERS	GW GOAL
APRIL 25	@SHARKS 2; STARS 3 OT	17496	NABOKOV/TURCO	BRENDEN MORROW
APRIL 27	@SHARKS 2; STARS 5	17496	NABOKOV, BOUCHER/TURCO	MIKE MODANO
APRIL 29	SHARKS 1; @STARS 2 OT	18532	NABOKOV/TURCO	MATTIAS NORSTROM
APRIL 30	SHARKS 2; @STARS 1	18584	NABOKOV/TURCO	MILAN MICHALEK
MAY 2	@SHARKS 3; STARS 2 OT	17496	NABOKOV/TURCO	JOE PAVELSKI
MAY 4	SHARKS 1; @STARS 2 4OT	18532	NABOKOV/TURCO	BRENDEN MORROW

GOALS BY PERIOD	1ST	2ND	3RD	OT	TOTAL	SHOTS BY PERIOD	1ST	2ND	3RD	OT	TOTAL
SHARKS	2	3	5	1	11	SHARKS	49	53	49	35	186
STARS	1	6	5	3	15	STARS	40	46	46	40	172

INDIVIDUAL SCORING

SHARKS	GP	G	A	TP	+/-	PM	PP	SH	GW	GT	EN	S	PCTG
MILAN MICHALEK	6	4	0	4	3	2	1	0	1	0	0	16	25.0
BRIAN CAMPBELL	6	1	3	4	4	4	0	0	0	0	0	11	9.1
JONATHAN CHEECHOO	6	1	2	3	2	2	0	0	0	0	0	16	6.2
CRAIG RIVET	6	0	3	3	3	10	0	0	0	0	0	4	0.0
JOE THORNTON	6	0	3	3	2	2	0	0	0	0	0	15	0.0
PATRICK MARLEAU	6	2	0	2	-2	0	0	2	0	0	0	21	9.5
JOE PAVELSKI	6	2	0	2	0	0	1	0	1	1	0	17	11.8
CHRISTIAN EHRHOFF	6	0	2	2	-3	8	0	0	0	0	0	3	0.0
TORREY MITCHELL	6	0	2	2	-2	2	0	0	0	0	0	10	0.0
RYANE CLOWE	6	1	0	1	-3	4	0	0	0	0	0	11	9.1
JEREMY ROENICK	6	0	1	1	0	2	0	0	0	0	0	13	0.0
MATT CARLE	5	0	1	1	-1	0	0	0	0	0	0	5	0.0
MIKE GRIER	6	0	0	0	-3	2	0	0	0	0	0	9	0.0
DOUGLAS MURRAY	6	0	0	0	0	2	0	0	0	0	0	8	0.0
MARC-EDOUARD VLASIC	6	0	0	0	-5	0	0	0	0	0	0	5	0.0
DEVIN SETOGUCHI	5	0	0	0	-2	2	0	0	0	0	0	5	0.0
TOMAS PLIHAI	4	0	0	0	1	0	0	0	0	0	0	9	0.0
CURTIS BROWN	3	0	0	0	0	2	0	0	0	0	0	3	0.0
MARCEL GOC	3	0	0	0	0	2	0	0	0	0	0	4	0.0
PATRICK RISSMILLER	3	0	0	0	-2	0	0	0	0	0	0	1	0.0
ALEXEI SEMENOV	1	0	0	0	0	2	0	0	0	0	0	0	0.0

POWER PLAY: 2-25 (8.0%) PENALTY KILLING: 17-22 (77.3%)

GOALTENDING SHARKS	GP	MIN	GA	AVG	EN	SO	W	L	SHOTS	SAVE%
EVGENI NABOKOV	6	437	14	1.92	0	0	2	4	171	.918
BRIAN BOUCHER	1	2	0	0.00	1	0	0	0	0	.000



2007 SHARKS PLAYOFF SUMMARY

WESTERN CONFERENCE QUARTERFINALS

SAN JOSE SHARKS (#5) VS. NASHVILLE PREDATORS (#4) • SHARKS SUMMARY: WON-4 LOST-1

DATE	SCORE	ATT.	GOALTENDERS	GW GOAL
APRIL 11	SHARKS 5; @ PREDATORS 4 OT	17113	NABOKOV/VOKOUN	P. RISSMILLER
APRIL 13	SHARKS 2; @ PREDATORS 5	17113	NABOKOV/VOKOUN	J-P DUMONT
APRIL 16	@ SHARKS 3; PREDATORS 2	17496	NABOKOV/VOKOUN	RYANE CLOWE
APRIL 18	@ SHARKS 3; PREDATORS 1	17496	NABOKOV/VOKOUN	M. MICHALEK
APRIL 20	SHARKS 3; @ PREDATORS 2	17113	NABOKOV/VOKOUN	P. MARLEAU

GOALS BY PERIOD	1ST	2ND	3RD	OT	TOTAL	SHOTS BY PERIOD	1ST	2ND	3RD	OT	TOTAL
SHARKS	4	8	3	1	16	SHARKS	56	57	36	14	163
PREDATORS	3	7	4	0	14	PREDATORS	40	38	39	17	134

INDIVIDUAL SCORING

SHARKS	GP	G	A	TP	+/-	PM	PP	SH	GW	GT	EN	S	PCTG
PATRICK MARLEAU	5	3	3	6	0	0	1	0	1	0	0	17	17.6
JOE THORNTON	5	0	6	6	2	0	0	0	0	0	0	11	0.0
CRAIG RIVET	5	2	3	5	-3	8	1	0	0	0	0	17	11.8
MILAN MICHALEK	5	4	0	4	1	2	0	0	1	0	0	15	26.7
RYANE CLOWE	5	3	0	3	0	17	0	0	1	0	0	5	60.0
MATT CARLE	5	1	2	3	2	0	0	0	0	0	0	8	12.5
JONATHAN CHEECHOO	5	0	3	3	2	0	0	0	0	0	0	12	0.0
MIKE GRIER	5	1	1	2	-1	25	0	0	0	0	0	23	4.3
PATRICK RISSMILLER	5	1	1	2	0	0	0	0	1	1	0	7	14.3
CHRISTIAN EHRHOFF	5	0	2	2	3	2	0	0	0	0	0	8	0.0
BILL GUERIN	5	0	2	2	-1	10	0	0	0	0	0	15	0.0
SCOTT HANNAN	5	0	2	2	3	17	0	0	0	0	0	1	0.0
JOE PAVELSKI	3	1	0	1	2	0	0	0	0	0	0	5	20.0
STEVE BERNIER	5	0	1	1	2	2	0	0	0	0	0	6	0.0
CURTIS BROWN	5	0	1	1	0	2	0	0	0	0	0	4	0.0
MARCEL GOC	5	0	1	1	1	2	0	0	0	0	0	4	0.0
KYLE MCLAREN	5	0	1	1	1	4	0	0	0	0	0	2	0.0
MARC-EDOUARD VLASIC	5	0	1	1	2	0	0	0	0	0	0	1	0.0
MARK BELL	2	0	0	0	-1	2	0	0	0	0	0	2	0.0

POWER PLAY: 2-30 (6.7%) PENALTY KILLING: 19-22 (86.4%)

GOALTENDING SHARKS	GP	MIN	GA	AVG	EN	SO	W	L	SHOTS	SAVE%
EVGENI NABOKOV	5	327	13	2.39	0	0	4	1	133	.902

WESTERN CONFERENCE SEMIFINALS

SAN JOSE SHARKS (#5) VS. DETROIT RED WINGS (#1) • SHARKS SUMMARY: WON-2 LOST-4

DATE	SCORE	ATT.	GOALTENDERS	GW GOAL
APRIL 26	SHARKS 2; @ RED WINGS 0	18712	NABOKOV/HASEK	MATT CARLE
APRIL 28	SHARKS 2; @ RED WINGS 3	19113	NABOKOV/HASEK	PAVEL DATSYUK
APRIL 30	@ SHARKS 2; RED WINGS 1	17496	NABOKOV/HASEK	J. CHEECHOO
MAY 2	@ SHARKS 2; RED WINGS 3 OT	17496	NABOKOV/HASEK	M. SCHNEIDER
MAY 5	SHARKS 1; @ RED WINGS 4	19937	NABOKOV/HASEK	PAVEL DATSYUK
MAY 7	@ SHARKS 0; RED WINGS 2	17496	NABOKOV/HASEK	M. SAMUELSSON

GOALS BY PERIOD	1ST	2ND	3RD	OT	TOTAL	SHOTS BY PERIOD	1ST	2ND	3RD	OT	TOTAL
SHARKS	6	2	1	0	9	SHARKS	55	32	51	6	144
RED WINGS	4	3	5	1	13	RED WINGS	59	59	60	12	190

INDIVIDUAL SCORING

SHARKS	GP	G	A	TP	+/-	PM	PP	SH	GW	GT	EN	S	PCTG
JOE THORNTON	6	1	4	5	0	10	0	0	0	0	0	12	8.3
JONATHAN CHEECHOO	6	3	0	3	-1	6	1	0	1	0	0	15	20.0
RYANE CLOWE	6	1	2	3	-2	0	0	0	0	0	0	9	11.1
KYLE MCLAREN	6	0	3	3	-3	6	0	0	0	0	0	5	0.0
MARCEL GOC	6	2	0	2	2	2	0	0	0	0	0	12	16.7
MATT CARLE	6	1	1	2	1	0	1	0	1	0	0	4	25.0
MIKE GRIER	6	1	1	2	2	2	0	0	0	0	0	8	12.5
MILAN MICHALEK	6	0	2	2	2	2	0	0	0	0	0	12	0.0
PATRICK RISSMILLER	6	0	2	2	1	0	0	0	0	0	0	11	0.0
CURTIS BROWN	6	0	1	1	1	0	0	0	0	0	0	6	0.0
STEVE BERNIER	6	0	0	0	0	0	0	0	0	0	0	9	0.0
CHRISTIAN EHRHOFF	6	0	0	0	-2	4	0	0	0	0	0	4	0.0
SCOTT HANNAN	6	0	0	0	1	16	0	0	0	0	0	5	0.0
PATRICK MARLEAU	6	0	0	0	-5	2	0	0	0	0	0	11	0.0
CRAIG RIVET	6	0	0	0	-2	10	0	0	0	0	0	4	0.0
MARC-EDOUARD VLASIC	6	0	0	0	3	2	0	0	0	0	0	2	0.0
BILL GUERIN	4	0	0	0	-2	2	0	0	0	0	0	7	0.0
JOE PAVELSKI	3	0	0	0	0	0	0	0	0	0	0	1	0.0
MARK SMITH	3	0	0	0	0	4	0	0	0	0	0	7	0.0
MARK BELL	2	0	0	0	-1	0	0	0	0	0	0	0	0.0

POWER PLAY: 2-27 (7.4%) PENALTY KILLING: 20-25 (80.0%)

GOALTENDING SHARKS	GP	MIN	GA	AVG	EN	SO	W	L	SHOTS	SAVE%
EVGENI NABOKOV	6	374	13	1.90	0	1	2	4	190	.932

2006 SHARKS PLAYOFF SUMMARY



WESTERN CONFERENCE QUARTERFINALS

SAN JOSE SHARKS (#5) VS. NASHVILLE PREDATORS (#4) • SHARKS SUMMARY: WON-4 LOST-1

DATE	SCORE	ATT.	GOALTENDERS	GW GOAL
APRIL 21	SHARKS 3; @ PREDATORS 4	17113	TOSKALA/MASON	ADAM HALL
APRIL 23	SHARKS 3; @ PREDATORS 0	16707	TOSKALA/MASON	J. CHEECHOO
APRIL 25	@SHARKS 4; PREDATORS 1	17496	TOSKALA/MASON	STEVE BERNIER
APRIL 27	@SHARKS 5; PREDATORS 4	17496	TOSKALA/MASON	P. MARLEAU
APRIL 30	SHARKS 2; @ PREDATORS 1	16061	TOSKALA/MASON	P. MARLEAU

GOALS BY PERIOD	1ST	2ND	3RD	OT	TOTAL	SHOTS BY PERIOD	1ST	2ND	3RD	OT	TOTAL
SHARKS	6	7	4	0	17	SHARKS	60	59	52	0	171
PREDATORS	5	1	4	0	10	PREDATORS	45	46	46	0	137

INDIVIDUAL SCORING

SHARKS	GP	G	A	TP	+/-	PM	PP	SH	GW	GT	EN	S	PCTG
PATRICK MARLEAU	5	7	1	8	1	4	4	0	2	0	0	18	38.9
TOM PREISSING	5	0	6	6	1	2	0	0	0	0	0	7	0.0
CHRISTIAN EHRRHOFF	5	0	5	5	3	12	0	0	0	0	0	12	0.0
JONATHAN CHEECHOO	5	2	2	4	0	4	1	0	1	0	0	25	8.0
JOE THORNTON	5	0	4	4	-2	4	0	0	0	0	0	10	0.0
MARK SMITH	5	3	0	3	3	2	1	0	0	0	0	19	15.8
STEVE BERNIER	5	1	2	3	2	6	1	0	1	0	0	10	10.0
MATT CARLE	5	0	3	3	1	0	0	0	0	0	0	8	0.0
NILS EKMAN	5	1	1	2	-2	2	1	0	0	0	0	14	7.1
MILAN MICHALEK	5	1	1	2	2	6	1	0	0	0	0	13	7.7
MARCEL GOC	5	0	2	2	2	0	0	0	0	0	0	2	0.0
KYLE McLAREN	5	0	2	2	2	4	0	0	0	0	0	1	0.0
PATRICK RISSMILLER	5	1	0	1	2	0	0	0	0	0	0	3	33.3
SCOTT THORNTON	5	1	0	1	0	2	0	0	0	0	0	8	12.5
SCOTT HANNAN	5	0	1	1	2	2	0	0	0	0	0	5	0.0
VILLE NIEMINEN	5	0	1	1	1	20	0	0	0	0	0	10	0.0
ALYN McCAULEY	4	0	1	1	1	2	0	0	0	0	0	4	0.0
JOSH GORGES	5	0	0	0	1	2	0	0	0	0	0	2	0.0
GRANT STEVENSON	1	0	0	0	0	2	0	0	0	0	0	0	0.0

POWER PLAY: 9-37 (24.3%) PENALTY KILLING: 26-32 (81.2%)

GOALTENDING SHARKS	GP	MIN	GA	EN	SO	W	L	SHOTS	SAVE%
VESA TOSKALA	5	298	10	2.01	0	1	4	137	.927

WESTERN CONFERENCE SEMIFINALS

SAN JOSE SHARKS (#5) VS. EDMONTON OILERS (#8) • SHARKS SUMMARY: WON-2 LOST-4

DATE	SCORE	ATT.	GOALTENDERS	GW GOAL
MAY 7	@ SHARKS 2; OILERS 1	17496	TOSKALA/ROLOSON	C. EHRRHOFF
MAY 8	@ SHARKS 2; OILERS 1	17496	TOSKALA/ROLOSON	J. THORNTON
MAY 10	SHARKS 2; @ OILERS 3 3OT	16839	TOSKALA/ROLOSON	S. HORCOFF
MAY 12	SHARKS 3; @ OILERS 6	16839	TOSKALA-NABOKOV/ROLOSON	J. SMITH
MAY 14	@ SHARKS 3; OILERS 6	17496	TOSKALA/ROLOSON	F. PISANI
MAY 17	SHARKS 0; @ OILERS 2	16839	TOSKALA/ROLOSON	M. PECA

GOALS BY PERIOD	1ST	2ND	3RD	OT	TOTAL	SHOTS BY PERIOD	1ST	2ND	3RD	OT	TOTAL
SHARKS	4	6	2	0	12	SHARKS	50	56	51	18	175
OILERS	5	4	9	1	19	OILERS	63	31	53	30	177

INDIVIDUAL SCORING

SHARKS	GP	G	A	TP	+/-	PM	PP	SH	GW	GT	EN	S	PCTG
PATRICK MARLEAU	6	2	4	6	1	4	0	0	0	0	0	20	10.0
JONATHAN CHEECHOO	6	2	3	5	-1	4	0	0	0	0	0	21	9.5
JOE THORNTON	6	2	3	5	-2	8	1	0	1	0	0	13	15.4
CHRISTIAN EHRRHOFF	6	2	1	3	-1	6	1	0	1	0	0	15	13.3
STEVE BERNIER	6	0	3	3	2	2	0	0	0	0	0	4	0.0
MILAN MICHALEK	4	0	3	3	2	2	0	0	0	0	0	10	0.0
NILS EKMAN	6	1	1	2	0	6	0	0	0	0	0	10	10.0
PATRICK RISSMILLER	6	1	1	2	-1	6	0	6	0	0	0	8	12.5
TOM PREISSING	6	1	0	1	-1	2	0	0	0	0	0	11	9.1
SCOTT THORNTON	6	1	0	1	-1	4	0	0	0	0	0	15	6.7
MARCEL GOC	6	0	1	1	-2	0	0	0	0	0	0	7	0.0
JOSH GORGES	6	0	1	1	-2	2	0	0	0	0	0	4	0.0
KYLE McLAREN	6	0	1	1	0	0	0	0	0	0	0	6	0.0
VILLE NIEMINEN	6	0	1	1	-2	4	0	0	0	0	0	8	0.0
MATT CARLE	6	0	0	0	0	4	0	0	0	0	0	5	0.0
SCOTT HANNAN	6	0	0	0	-2	4	0	0	0	0	0	7	0.0
MARK SMITH	6	0	0	0	-1	4	0	0	0	0	0	4	0.0
GRANT STEVENSON	4	0	0	0	-1	2	0	0	0	0	0	6	0.0
ALYN McCAULEY	2	0	0	0	-1	2	0	0	0	0	0	0	0.0
RYANE CLOWE	1	0	0	0	-1	0	0	0	0	0	0	0	0.0
ROB DAVISON	1	0	0	0	0	0	0	0	0	0	0	1	0.0

POWER PLAY: 2-35 (5.7%) PENALTY KILLING: 24-30 (80.0%)

GOALTENDING SHARKS	GP	MIN	GA	AVG	EN	SO	W	L	SHOTS	SAVE%
VESA TOSKALA	6	388	18	2.78	0	0	2	4	174	.897
EVGENI NABOKOV	1	12	1	5.17	0	0	0	0	4	.750



2004 SHARKS PLAYOFF SUMMARY

WESTERN CONFERENCE QUARTERFINALS

SAN JOSE SHARKS (#2) VS. ST. LOUIS BLUES (#7) • SHARKS SUMMARY: WON-4 LOST-1

DATE	SCORE	ATT.	GOALTENDERS	GW GOAL
APRIL 8	@SHARKS 1; BLUES 0 OT	17496	NABOKOV/OSGOOD	DIMITRAKOS
APRIL 10	@SHARKS 3; BLUES 1	17496	NABOKOV/OSGOOD, DIVIS	MARLEAU
APRIL 12	SHARKS 1; @BLUES 4	19023	NABOKOV/OSGOOD	DRAKE
APRIL 13	SHARKS 4; @BLUES 3	19452	NABOKOV/OSGOOD	A. KOROLYUK
APRIL 15	@SHARKS 3; BLUES 1	17496	NABOKOV/OSGOOD	M.SMITH

GOALS BY PERIOD	1ST	2ND	3RD	OT	TOTAL	SHOTS BY PERIOD	1ST	2ND	3RD	OT	TOTAL
SHARKS	3	4	4	1	12	SHARKS	38	34	41	4	117
BLUES	2	2	5	0	9	BLUES	37	52	37	2	128

INDIVIDUAL SCORING

SHARKS	GP	G	A	TP	+/-	PM	PP	SH	GW	GT	EN	S	PCTG
PATRICK MARLEAU	5	3	1	4	-2	2	2	1	1	0	0	13	23.1
VINCENT DAMPHOUSSE	5	0	4	4	-2	0	0	0	0	0	0	8	0.0
SCOTT THORNTON	4	2	1	3	0	6	0	0	0	0	0	6	33.3
JONATHAN CHEECHOO	5	1	2	3	3	4	0	0	0	0	0	8	12.5
ALEXANDER KOROLYUK	5	2	0	2	0	2	1	0	1	0	0	14	14.3
NIKO DIMITRAKOS	5	1	1	2	0	6	0	0	1	1	0	6	16.7
MIKE RICCI	5	1	1	2	3	2	0	0	0	0	0	4	25.0
BRAD STUART	5	1	1	2	-1	4	0	0	0	0	0	7	14.3
SCOTT HANNAN	5	0	2	2	1	8	0	0	0	0	0	7	0.0
KYLE MCLAREN	5	0	2	2	0	4	0	0	0	0	0	1	0.0
MARK SMITH	4	1	0	1	1	0	0	0	1	0	0	1	100.0
CURTIS BROWN	5	0	1	1	0	0	0	0	0	0	0	7	0.0
TODD HARVEY	5	0	1	1	1	0	0	0	0	0	0	1	0.0
JASON MARSHALL	5	0	1	1	0	6	0	0	0	0	0	5	0.0
TOM PREISSING	5	0	1	1	1	0	0	0	0	0	0	6	0.0
MIKE RATHJE	5	0	1	1	1	4	0	0	0	0	0	3	0.0
MARCEL GOC	1	0	1	1	1	0	0	0	0	0	0	0	0.0
NILS EKMAN	5	0	0	0	-2	2	0	0	0	0	0	10	0.0
WAYNE PRIMEAU	5	0	0	0	-2	2	0	0	0	0	0	9	0.0
ALYN MCCAULEY	1	0	0	0	0	0	0	0	0	0	0	1	0.0

POWER PLAY: 3-31 (9.7%) PENALTY KILLING: 21-22 (95.5%)

GOALTENDING SHARKS	GP	MIN	GA	AVG	EN	SO	W	L	SHOTS	SAVE%
EVGENI NABOKOV	5	308	8	1.56	1	1	4	1	127	.937

WESTERN CONFERENCE SEMIFINALS

SAN JOSE SHARKS (#2) VS. COLORADO AVALANCHE (#4) • SHARKS SUMMARY: WON-4 LOST-2

DATE	SCORE	ATT.	GOALTENDERS	GW GOAL
APRIL 22	@SHARKS 5; AVALANCHE 2	17496	NABOKOV/SALO	SCOTT HANNAN
APRIL 24	@SHARKS 4; AVALANCHE 1	17496	NABOKOV/AEBISCHER	P. MARLEAU
APRIL 26	SHARKS 1; @AVALANCHE 0	18007	NABOKOV/AEBISCHER	V. DAMPHOUSSE
APRIL 28	SHARKS 0; @AVALANCHE 1 OT	18007	NABOKOV/AEBISCHER	JOE SAKIC
MAY 1	@SHARKS 1; AVALANCHE 2 OT	17496	NABOKOV/AEBISCHER	JOE SAKIC
MAY 4	SHARKS 3; @AVALANCHE 1	18007	NABOKOV/AEBISCHER	MARCEL GOC

GOALS BY PERIOD	1ST	2ND	3RD	OT	TOTAL	SHOTS BY PERIOD	1ST	2ND	3RD	OT	TOTAL
SHARKS	4	7	3	0	14	SHARKS	61	42	404		147
AVALANCHE	1	2	2	2	7	AVALANCHE	40	68	507		165

INDIVIDUAL SCORING

SHARKS	GP	G	A	TP	+/-	PM	PP	SH	GW	GT	EN	S	PCTG
VINCENT DAMPHOUSSE	6	5	2	7	5	8	2	0	1	0	0	15	33.3
NIKO DIMITRAKOS	6	0	7	7	4	0	0	0	0	0	0	12	0.0
PATRICK MARLEAU	6	4	2	6	6	2	1	0	1	0	0	17	23.5
JONATHAN CHEECHOO	6	2	3	5	1	6	1	0	0	0	0	13	15.4
BRAD STUART	6	0	3	3	4	7	0	0	0	0	0	8	0.0
SCOTT HANNAN	6	1	1	2	5	10	1	0	1	0	0	11	9.1
MIKE RICCI	6	0	2	2	0	2	0	0	0	0	0	3	0.0
WAYNE PRIMEAU	6	1	0	1	-1	2	0	0	0	0	1	12	8.3
MARCEL GOC	1	1	0	1	1	0	0	0	1	0	0	1	100.0
CURTIS BROWN	6	0	1	1	0	14	0	0	0	0	0	7	0.0
NILS EKMAN	6	0	1	1	-1	2	0	0	0	0	0	13	0.0
ALEXANDER KOROLYUK	6	0	1	1	-1	6	0	0	0	0	0	15	0.0
KYLE MCLAREN	6	0	1	1	1	0	0	0	0	0	0	4	0.0
MIKE RATHJE	6	0	1	1	1	4	0	0	0	0	0	2	0.0
JASON MARSHALL	6	0	0	0	0	6	0	0	0	0	0	3	0.0
MARK SMITH	6	0	0	0	1	11	0	0	0	0	0	2	0.0
TODD HARVEY	5	0	0	0	0	0	0	0	0	0	0	4	0.0
TOM PREISSING	5	0	0	0	0	0	0	0	0	0	0	1	0.0
ALYN MCCAULEY	4	0	0	0	-1	0	0	0	0	0	0	3	0.0
SCOTT THORNTON	2	0	0	0	0	0	0	0	0	0	0	1	0.0
JIM FAHEY	1	0	0	0	0	0	0	0	0	0	0	0	0.0

POWER PLAY: 5-25 (20.0%) PENALTY KILLING: 24-27 (88.9%)

GOALTENDING SHARKS	GP	MIN	GA	AVG	EN	SO	W	L	SHOTS	SAVE%
EVGENI NABOKOV	6	367	7	1.14	0	1	4	2	165	.958



WESTERN CONFERENCE FINALS

SAN JOSE SHARKS (#2) VS. CALGARY FLAMES (#6) • SHARKS SUMMARY: WON-2 LOST-4

DATE	SCORE	ATT.	GOALTENDERS	GW GOAL
MAY 9	@SHARKS 3; FLAMES 4 OT	17496	NABOKOV/KIPRUSOFF	STEVE MONTADOR
MAY 11	@SHARKS 1; FLAMES 4	17496	NABOKOV/KIPRUSOFF	SHEAN DONOVAN
MAY 13	SHARKS 3; @FLAMES 0	19289	NABOKOV/KIPRUSOFF	V. DAMPHOUSSE
MAY 16	SHARKS 4; @FLAMES 2	19289	NABOKOV/KIPRUSOFF; TUREK	V. DAMPHOUSSE
MAY 17	@SHARKS 0; FLAMES 3	17496	NABOKOV/KIPRUSOFF	JAROME IGINLA
MAY 19	SHARKS 1; @FLAMES 3	19289	NABOKOV/KIPRUSOFF	MARTIN GELINAS

GOALS BY PERIOD	1ST	2ND	3RD	OT	TOTAL	SHOTS BY PERIOD	1ST	2ND	3RD	OT	TOTAL
SHARKS	0	9	3	0	12	SHARKS	48	55	36	12	151
FLAMES	7	3	5	1	16	FLAMES	56	50	59	5	170

INDIVIDUAL SCORING

SHARKS	GP	G	A	TP	+/-	PM	PP	SH	GW	GT	EN	S	PCTG
ALEXANDER KOROLYUK	6	3	1	4	1	2	1	0	0	0	1	13	23.1
MIKE RATHJE	6	1	3	4	-1	5	0	0	0	0	0	9	11.1
VINCENT DAMPHOUSSE	6	2	1	3	-3	12	1	0	2	0	0	14	14.3
ALYN MCCAULEY	6	2	1	3	1	2	0	0	0	0	0	7	28.6
JONATHAN CHEECHOO	6	1	1	2	0	0	0	0	0	0	0	13	7.7
TODD HARVEY	6	1	1	2	-4	2	0	0	0	0	0	6	16.7
PATRICK MARLEAU	6	1	1	2	-4	2	1	0	0	0	0	15	6.7
SCOTT HANNAN	6	0	2	2	1	4	0	0	0	0	0	7	0.0
WAYNE PRIMEAU	6	0	2	2	-4	0	0	0	0	0	0	7	0.0
ROB DAVISON	5	0	2	2	0	4	0	0	0	0	0	2	0.0
NILS EKMAN	5	0	2	2	1	4	0	0	0	0	0	6	0.0
MIKE RICCI	6	1	0	1	2	0	0	0	0	0	0	6	16.7
BRAD STUART	6	0	1	1	-7	2	0	0	0	0	0	13	0.0
SCOTT THORNTON	6	0	1	1	1	16	0	0	0	0	0	8	0.0
CURTIS BROWN	6	0	0	0	-5	4	0	0	0	0	0	9	0.0
JASON MARSHALL	6	0	0	0	1	13	0	0	0	0	0	5	0.0
KYLE MCLAREN	5	0	0	0	-2	6	0	0	0	0	0	7	0.0
NIKO DIMITRAKOS	4	0	0	0	-2	2	0	0	0	0	0	4	0.0
MARCEL GOC	3	0	0	0	-1	0	0	0	0	0	0	0	0.0
JIM FAHEY	1	0	0	0	0	0	0	0	0	0	0	0	0.0
TOM PREISSING	1	0	0	0	-1	0	0	0	0	0	0	0	0.0

POWER PLAY: 3-25 (12.0%) PENALTY KILLING: 21-23 (91.3%)

GOALTENDING SHARKS	GP	MIN	GA	AVG	EN	SO	W	L	SHOTS	SAVE%
EVGENI NABOKOV	6	378	15	2.38	1	1	2	4	169	.911

2002 SHARKS PLAYOFF SUMMARY

WESTERN CONFERENCE QUARTERFINALS

SAN JOSE SHARKS (#3) VS. PHOENIX COYOTES (#6) • SHARKS SUMMARY: WON-4 LOST-1

DATE	SCORE	ATT.	GOALTENDERS	GW GOAL
APRIL 17	@SHARKS 2; COYOTES 1	17496	NABOKOV/BURKE	PATRICK MARLEAU
APRIL 20	@SHARKS 1; COYOTES 3	17496	NABOKOV/BURKE	DANIEL BRIERE
APRIL 22	SHARKS 4; @COYOTES 1	16210	NABOKOV/BURKE	ADAM GRAVES
APRIL 24	SHARKS 2; @COYOTES 1	16210	NABOKOV/BURKE	MIKE RICCI
APRIL 26	@SHARKS 4; COYOTES 1	17496	NABOKOV/BURKE	ADAM GRAVES

GOALS BY PERIOD	1ST	2ND	3RD	OT	TOTAL	SHOTS BY PERIOD	1ST	2ND	3RD	OT	TOTAL
SHARKS	3	5	5	0	13	SHARKS	36	59	38	0	133
COYOTES	1	4	2	0	7	COYOTES	42	56	36	0	134

INDIVIDUAL SCORING

SHARKS	GP	G	A	TP	+/-	PM	PP	SH	GW	GT	EN	S	PCTG
PATRICK MARLEAU	5	3	3	6	4	2	0	0	1	0	0	8	37.5
VINCENT DAMPHOUSSE	5	2	1	3	-1	6	1	0	0	0	0	8	25
ADAM GRAVES	5	2	1	3	-1	2	0	0	2	0	0	9	22.2
MIKE RICCI	5	2	1	3	4	0	0	0	1	0	0	8	25
SCOTT THORNTON	5	1	2	3	2	4	0	0	0	0	0	8	12.5
MARCO STURM	5	2	0	2	3	2	0	0	0	0	0	13	15.4
MIKE RATHJE	5	1	1	2	3	4	1	0	0	0	0	2	50
STEPHANE MATTEAU	3	0	2	2	2	0	0	0	0	0	0	0	0
SCOTT HANNAN	5	0	2	2	1	6	0	0	0	0	0	2	0
TODD HARVEY	5	0	2	2	3	8	0	0	0	0	0	8	0
OWEN NOLAN	5	0	2	2	-2	0	0	0	0	0	0	17	0
TEEMU SELANNE	5	0	2	2	2	2	0	0	0	0	0	9	0
NIKLAS SUNDSTROM	5	0	2	2	2	6	0	0	0	0	0	5	0
BRYAN MARCHMENT	5	0	1	1	1	4	0	0	0	0	0	7	0
EVGENI NABOKOV	5	0	1	1	0	2	0	0	0	0	0	0	0
GARY SUTER	5	0	1	1	2	6	0	0	0	0	0	16	0
MATT BRADLEY	3	0	0	0	0	0	0	0	0	0	0	2	0
JEFF JILLSON	4	0	0	0	0	0	0	0	0	0	0	2	0
MARCUS RAGNARSSON	5	0	0	0	1	6	0	0	0	0	0	6	0
BRAD STUART	5	0	0	0	3	4	0	0	0	0	0	3	0

POWER PLAY: 0-22 (0%) PENALTY KILLING: 22-27 (81.4%)

GOALTENDING SHARKS	GP	MIN	GA	AVG	EN	SO	W	L	SHOTS	SAVE%
EVGENI NABOKOV	5	299	7	1.40	0	0	4	1	134	.948



WESTERN CONFERENCE SEMIFINALS SAN JOSE SHARKS (#3) VS. COLORADO AVALANCHE (#2) • SHARKS SUMMARY: WON-3 LOST-4

DATE	SCORE	ATT.	GOALTENDERS	GW GOAL
MAY 1	SHARKS 6; @AVALANCHE 3	18007	NABOKOV/ROY	PATRICK MARLEAU
MAY 4	SHARKS 2; @AVALANCHE 8	18007	NABOKOV, KIPRUSOFF/ROY	PETER FORSBERG
MAY 6	@SHARKS 6; AVALANCHE 4	17496	NABOKOV/ROY	PATRICK MARLEAU
MAY 8	@SHARKS 1; AVALANCHE 4	17496	NABOKOV/ROY	JOE SAKIC
MAY 11	SHARKS 5; @AVALANCHE 3	18007	NABOKOV/ROY	TEEMU SELANNE
MAY 13	@SHARKS 1; AVALANCHE 2 OT	17496	NABOKOV/ROY	PETER FORSBERG
MAY 15	SHARKS 0; @AVALANCHE 1	18007	NABOKOV/ROY	PETER FORSBERG

GOALS BY PERIOD	1ST	2ND	3RD	OT	TOTAL	SHOTS BY PERIOD	1ST	2ND	3RD	OT	TOTAL
SHARKS	3	8	10	0	21	SHARKS	63	56	70	1	190
AVALANCHE	4	14	6	1	25	AVALANCHE	57	81	52	1	191

INDIVIDUAL SCORING

SHARKS	GP	G	A	TP	+/-	PM	PP	SH	GW	GT	EN	S	PCTG
OWEN NOLAN	7	3	4	7	0	8	0	0	0	0	2	29	10.3
MIKE RICCI	7	2	5	7	2	4	0	0	0	0	0	9	22.2
TEEMU SELANNE	7	5	1	6	-5	0	2	0	1	0	0	26	19.2
PATRICK MARLEAU	7	3	2	5	-1	4	1	0	2	0	0	13	23.1
NIKLAS SUNDSTROM	7	1	4	5	1	0	0	0	0	0	0	12	8.3
VINCENT DAMPHOUSSE	7	0	5	5	0	6	0	0	0	0	0	9	0
MARCUS RAGNARSSON	7	1	3	4	-2	6	0	0	0	0	0	6	16.7
SCOTT THORNTON	7	2	1	3	1	2	0	0	0	0	0	15	13.3
MARCO STURM	7	1	2	3	-4	0	0	0	0	0	0	18	5.6
BRAD STUART	7	0	3	3	-2	4	0	0	0	0	0	9	0
GARY SUTER	7	0	3	3	0	2	0	0	0	0	0	6	0
MIKE RATHJE	7	0	2	2	2	2	0	0	0	0	0	8	0
ADAM GRAVES	7	1	0	1	-1	4	0	0	0	0	0	6	16.7
BRYAN MARCHMENT	7	1	0	1	-2	6	0	0	0	0	1	4	25
STEPHANE MATTEAU	7	1	0	1	-1	2	0	0	0	0	0	5	20
EVGENI NABOKOV	7	0	1	1	0	0	0	0	0	0	0	0	0
MATT BRADLEY	7	0	0	0	0	0	0	0	0	0	0	2	0
SCOTT HANNAN	7	0	0	0	-2	6	0	0	0	0	0	8	0
TODD HARVEY	7	0	0	0	0	4	0	0	0	0	0	5	0

POWER PLAY: 3-21 (14.3%) PENALTY KILLING: 19-23 (82.6%)

GOALTENDING SHARKS	GP	MIN	GA	AVG	EN	SO	W	L	SHOTS	SAVE%
EVGENI NABOKOV	7	413	24	3.49	1	0	3	4	188	.872
MIKKA KIPRUSOFF	1	8	0	0.00	0	0	0	0	2	100.0

2001 SHARKS PLAYOFF SUMMARY

WESTERN CONFERENCE QUARTERFINALS SAN JOSE SHARKS (#5) VS. ST. LOUIS BLUES (#4) • SHARKS SUMMARY: WON-2 LOST-4

DATE	SCORE	ATT.	GOALTENDERS	GW GOAL
APRIL 12	@BLUES 3; SHARKS 1	19407	TUREK/NABOKOV	SCOTT YOUNG
APRIL 14	@BLUES 0; SHARKS 1	19534	TUREK/NABOKOV	SCOTT THORNTON
APRIL 16	BLUES 6; @SHARKS 3	17496	TUREK/NABOKOV, KIPRUSOFF	DALLAS DRAKE
APRIL 17	BLUES 2; @SHARKS 3	17496	TUREK/KIPRUSOFF	OWEN NOLAN
APRIL 19	@BLUES 3; SHARKS 2 OT	19853	TUREK/KIPRUSOFF	BRYCE SALVADOR
APRIL 21	BLUES 2; @SHARKS 1	17496	TUREK/NABOKOV	PAVOL DEMITRA

GOALS BY PERIOD	1ST	2ND	3RD	OT	TOTAL	SHOTS BY PERIOD	1ST	2ND	3RD	OT	TOTAL
SHARKS	2	6	3	0	11	SHARKS	51	62	46	2	161
BLUES	5	5	5	1	16	BLUES	59	63	51	10	183

INDIVIDUAL SCORING

SHARKS	GP	G	A	TP	+/-	PM	PP	SH	GW	GT	EN	S	PCTG
STEPHANE MATTEAU	6	1	3	4	1	0	0	0	0	0	0	6	16.7
SCOTT THORNTON	6	3	0	3	1	8	0	0	1	0	0	15	20.0
VINCENT DAMPHOUSSE	6	2	1	3	-1	14	0	1	0	0	0	15	13.3
MIKE RICCI	6	0	3	3	-1	0	0	0	0	0	0	10	0
NIKLAS SUNDSTROM	6	0	3	3	1	2	0	0	0	0	0	5	0
PATRICK MARLEAU	6	2	0	2	1	4	0	0	0	0	0	12	16.7
OWEN NOLAN	6	1	1	2	-5	8	0	0	1	0	0	26	3.8
TEEMU SELANNE	6	0	2	2	2	2	0	0	0	0	0	5	0
MARCO STURM	6	0	2	2	-2	0	0	0	0	0	0	7	0
TONY GRANATO	4	1	0	1	0	0	0	0	0	0	0	5	20.0
BRAD STUART	5	1	0	1	0	0	0	0	0	0	0	4	25.0
BRYAN MARCHMENT	5	0	1	1	3	2	0	0	0	0	0	10	0
MARCUS RAGNARSSON	5	0	1	1	0	8	0	0	0	0	0	5	0
SCOTT HANNAN	6	0	1	1	-1	6	0	0	0	0	0	20	0
JEFF NORTON	6	0	1	1	-2	2	0	0	0	0	0	3	0
MIKE RATHJE	6	0	1	1	2	4	0	0	0	0	0	5	0
GARY SUTER	1	0	0	0	0	0	0	0	0	0	0	0	0
SHAWN HEINS	2	0	0	0	-1	0	0	0	0	0	0	2	0
ALEXANDER KOROLYUK	2	0	0	0	0	0	0	0	0	0	0	0	0
TODD HARVEY	6	0	0	0	0	8	0	0	0	0	0	2	0
BILL LINDSAY	6	0	0	0	0	16	0	0	0	0	0	4	0

POWER PLAY: 0-22 (0%) PENALTY KILLING: 22-27 (81.4%)

GOALTENDING SHARKS	GP	MIN	GA	AVG	EN	SO	W	L	SHOTS	SAVE%
EVGENI NABOKOV	4	218	10	2.75	0	1	1	3	103	.903
MIKKA KIPRUSOFF	3	149	5	2.01	1	0	1	1	79	.937



2000 SHARKS PLAYOFF SUMMARY

WESTERN CONFERENCE QUARTERFINALS

SAN JOSE SHARKS (#8) VS. ST. LOUIS BLUES (#1) • SHARKS SUMMARY: WON-4 LOST-3

DATE	SCORE	ATT.	GOALTENDERS	GW GOAL							
APRIL 12	@BLUES 5; SHARKS 3	20199	TUREK/SHIELDS	CHRIS PRONGER							
APRIL 15	@BLUES 2; SHARKS 4	20337	TUREK/SHIELDS	MIKE RICCI							
APRIL 17	BLUES 1; @SHARKS 2	17483	TUREK/SHIELDS	OWEN NOLAN							
APRIL 19	BLUES 2; @SHARKS 3	17483	TUREK/SHIELDS	GARY SUTER							
APRIL 21	@BLUES 5; SHARKS 3	20361	TUREK/SHIELDS	CHRIS PRONGER							
APRIL 23	BLUES 6; @SHARKS 2	17483	TUREK/SHIELDS, NABOKOV	JOCHEN HECHT							
APRIL 25	@BLUES 1; SHARKS 3	20418	TUREK/SHIELDS	OWEN NOLAN							
GOALS BY PERIOD	1ST	2ND	3RD	OT	TOTAL	SHOTS BY PERIOD	1ST	2ND	3RD	OT	TOTAL
SHARKS	8	5	7	0	20	SHARKS	51	67	44	0	162
BLUES	8	8	6	0	22	BLUES	62	55	78	0	195

INDIVIDUAL SCORING

SHARKS	GP	G	A	TP	+/-	PM	PP	SH	GW	GT	EN	S	PCTG
OWEN NOLAN	7	6	2	8	0	4	2	1	2	0	1	20	30.0
GARY SUTER	7	2	3	5	-4	12	1	0	1	0	0	16	12.5
VINCENT DAMPHOUSSE	7	0	5	5	0	8	0	0	0	0	0	14	.0
MIKE RICCI	7	3	1	4	-3	2	2	0	1	0	0	10	30.0
MIKE RATHJE	7	1	3	4	4	2	0	0	0	0	0	5	20.0
JEFF FRIESEN	6	2	1	3	-1	8	0	0	0	0	0	8	25.0
DAVE LOWRY	7	1	2	3	1	4	0	0	0	0	0	6	16.7
MARCO STURM	7	1	2	3	0	6	0	0	0	0	0	10	10.0
MARCUS RAGNARSSON	7	0	3	3	4	8	0	0	0	0	0	4	.0
BRYAN MARCHMENT	7	2	0	2	3	4	0	0	0	0	0	14	14.3
ALEXANDER KOROLYUK	5	0	2	2	2	6	0	0	0	0	0	7	.0
STEPHANE MATTEAU	7	0	2	2	-1	8	0	0	0	0	0	11	.0
RON SUTTER	7	0	2	2	2	2	0	0	0	0	0	6	.0
RONNIE STERN	2	1	0	1	0	9	0	0	0	0	0	3	33.3
BRAD STUART	7	1	0	1	-6	4	1	0	0	0	0	6	16.7
TONY GRANATO	7	0	1	1	3	10	0	0	0	0	0	9	.0
NIKLAS SUNDSTROM	7	0	1	1	-2	2	0	0	0	0	0	6	.0
PATRICK MARLEAU	1	0	0	0	-2	0	0	0	0	0	0	0	.0
TODD HARVEY	7	0	0	0	-1	4	0	0	0	0	0	3	.0
JEFF NORTON	7	0	0	0	1	7	0	0	0	0	0	4	.0

POWER PLAY: 6-35 (17.1%) PENALTY KILLING: 31-39 (79.5%)

GOALTENDING SHARKS

SHARKS	GP	MIN	GA	AVG	EN	SO	W	L	SHOTS	SAVE%
STEVE SHIELDS	7	398	21	3.17	1	0	4	3	184	.886
EVGENI NABOKOV	1	20	0	0.00	0	0	0	0	10	1.000

WESTERN CONFERENCE SEMIFINALS

SAN JOSE SHARKS (#8) VS. DALLAS STARS (#2) • SHARKS SUMMARY: WON-1 LOST-4

DATE	SCORE	ATT.	GOALTENDERS	GW GOAL
APRIL 28	@STARS 4; SHARKS 0	17001	BELFOUR/SHIELDS	AARON GAVEY
APRIL 30	@STARS 1; SHARKS 0	17001	BELFOUR/SHIELDS	MIKE MODANO
MAY 2	STARS 1; @SHARKS 2	17483	BELFOUR/SHIELDS	OWEN NOLAN
MAY 5	STARS 5; @SHARKS 4	17483	BELFOUR/SHIELDS	JOE NIEUWENDYK
MAY 7	@STARS 4; SHARKS 1	17001	BELFOUR/SHIELDS	SCOTT THORNTON

GOALS BY PERIOD	1ST	2ND	3RD	OT	TOTAL	SHOTS BY PERIOD	1ST	2ND	3RD	OT	TOTAL
STARS	8	3	4	0	15	STARS	49	46	44	0	139
SHARKS	2	4	1	0	7	SHARKS	42	41	50	0	133

INDIVIDUAL SCORING

SHARKS	GP	G	A	TP	+/-	PM	PP	SH	GW	GT	EN	S	PCTG
VINCENT DAMPHOUSSE	5	1	2	3	-5	8	1	0	0	0	0	14	7.1
OWEN NOLAN	3	2	0	2	-2	2	0	1	1	0	0	12	16.7
MIKE RICCI	5	2	0	2	0	0	1	0	0	0	0	10	20.0
PATRICK MARLEAU	4	1	1	2	-1	2	1	0	0	0	0	4	25.0
GARY SUTER	5	0	2	2	-2	0	0	0	0	0	0	17	.0
TODD HARVEY	5	1	0	1	-1	4	1	0	0	0	0	6	16.7
SCOTT HANNAN	1	0	1	1	0	0	0	0	0	0	0	2	.0
ALEXANDER KOROLYUK	4	0	1	1	-1	0	0	0	0	0	0	6	.0
BRYAN MARCHMENT	4	0	1	1	-1	8	0	0	0	0	0	2	.0
JEFF FRIESEN	5	0	1	1	-3	2	0	0	0	0	0	14	.0
JEFF NORTON	5	0	1	1	-2	0	0	0	0	0	0	7	.0
MARCO STURM	5	0	1	1	0	0	0	0	0	0	0	6	.0
NIKLAS SUNDSTROM	5	0	1	1	-1	0	0	0	0	0	0	3	.0
RONNIE STERN	1	0	0	0	-2	2	0	0	0	0	0	1	.0
STEPHANE MATTEAU	3	0	0	0	-1	0	0	0	0	0	0	5	.0
TONY GRANATO	5	0	0	0	-2	4	0	0	0	0	0	6	.0
DAVE LOWRY	5	0	0	0	-1	2	0	0	0	0	0	1	.0
MARCUS RAGNARSSON	5	0	0	0	-1	2	0	0	0	0	0	3	.0
MIKE RATHJE	5	0	0	0	-3	6	0	0	0	0	0	3	.0
BRAD STUART	5	0	0	0	-5	2	0	0	0	0	0	6	.0
RON SUTTER	5	0	0	0	-2	8	0	0	0	0	0	5	.0

POWER PLAY: 4-28 (14.3%) PENALTY KILLING: 17-22 (77.3%)

GOALTENDING SHARKS

SHARKS	GP	MIN	GA	AVG	EN	SO	W	L	SHOTS	SAVE%
STEVE SHIELDS	5	298	15	3.02	0	0	1	4	139	.892



1999 SHARKS PLAYOFF SUMMARY

WESTERN CONFERENCE QUARTERFINALS

SAN JOSE SHARKS (#7) VS. COLORADO AVALANCHE (#2) • SHARKS SUMMARY: WON-2 LOST-4

DATE	SCORE	ATT.	GOALTENDERS	GW GOAL
APRIL 24	AVALANCHE 3; @SHARKS 1	17483	ROY/VERNON	SANDIS OZOLINSH
APRIL 26	AVALANCHE 2; @SHARKS 1 OT	17483	ROY/VERNON	MILAN HEJDUK
APRIL 28	@AVALANCHE 2; SHARKS 4	16061	ROY/VERNON	MARCO STURM
APRIL 30	@AVALANCHE 3; SHARKS 7	16061	ROY, BILLINGTON/VERNON	A. KOROLYUK
MAY 1	@AVALANCHE 6; SHARKS 2	16051	ROY/SHIELDS	JOE SAKIC
MAY 3	AVALANCHE 3; @SHARKS 2 OT	17483	ROY/VERNON	MILAN HEJDUK

* GAMES 1 AND 2 WERE SHIFTED TO SAN JOSE DUE TO THE TRAGEDY AT COLUMBINE HIGH SCHOOL IN LITTLETON, COLO.

GOALS BY PERIOD	1ST	2ND	3RD	OT	TOTAL	SHOTS BY PERIOD	1ST	2ND	3RD	OT	TOTAL
AVALANCHE	3	9	5	2	19	AVALANCHE	56	74	65	13	208
SHARKS	1	4	12	0	17	SHARKS	49	66	69	7	191

INDIVIDUAL SCORING

SHARKS	GP	G	A	TP	+/-	PM	PP	SH	GW	GT	EN	S	PCTG
JEFF NORTON	6	0	7	7	5	10	0	0	0	0	0	3	.0
VINCENT DAMPHOUSSE	6	3	2	5	1	6	0	2	0	0	0	22	13.6
MIKE RICCI	6	2	3	5	1	10	1	0	0	0	0	9	22.2
JEFF FRIESEN	6	2	2	4	-1	14	1	0	0	0	0	20	10.0
MARCO STURM	6	2	2	4	1	4	0	0	1	0	0	15	13.3
ALEXANDER KOROLYUK	6	1	3	4	-3	2	0	0	1	0	0	7	14.3
BILL HOULDER	6	3	0	3	2	4	3	0	0	0	0	8	37.5
PATRICK MARLEAU	6	2	1	3	-1	4	2	0	0	0	0	7	28.6
JOE MURPHY	6	0	3	3	4	0	0	0	0	0	0	21	.0
TONY GRANATO	6	1	1	2	-1	2	0	0	0	0	0	5	20.0
OWEN NOLAN	6	1	1	2	6	0	0	0	0	1	0	26	3.8
MIKE VERNON	5	0	1	1	0	0	0	0	0	0	0	0	.0
MARCUS RAGNARSSON	6	0	0	1	-4	6	0	0	0	0	0	9	.0
DAVE LOWRY	1	0	0	0	0	0	0	0	0	0	0	0	.0
STEPHANE MATTEAU	5	0	0	0	-3	6	0	0	0	0	0	4	.0
BRYAN MARCHMENT	6	0	0	0	4	0	0	0	0	0	0	7	.0
MIKE RATHJE	6	0	0	0	-6	4	0	0	0	0	0	4	.0
BOB ROUSE	6	0	0	0	-1	6	0	0	0	0	0	4	.0
RONNIE STERN	6	0	0	0	-1	6	0	0	0	0	0	10	.0
RON SUTTER	6	0	0	0	-1	4	0	0	0	0	0	10	.0

POWER PLAY: 7-41 (17.1%) PENALTY KILLING: 35-42 (83.3%)

GOALTENDING SHARKS

	GP	MIN	GA	AVG	EN	SO	W	L	SHOTS	SAVE%
MIKE VERNON	5	321	13	2.40	0	0	2	3	172	.924
STEVE SHIELDS	1	60	6	6.00	0	0	0	1	36	.833

1998 SHARKS PLAYOFF SUMMARY

WESTERN CONFERENCE QUARTERFINALS

SAN JOSE SHARKS (#8) VS. DALLAS STARS (#1) • SHARKS SUMMARY: WON-2 LOST-4

DATE	SCORE	ATT.	GOALTENDERS	GW GOAL
APRIL 22	@STARS 4; SHARKS 1	16928	VERNON/BELFOUR	JUHA LIND
APRIL 24	@STARS 5; SHARKS 2	16928	HRUDEY, VERNON/BELFOUR	PAT VERBEEK
APRIL 26	STARS 1; @SHARKS 4	17483	VERNON/BELFOUR, FERNANDEZ	OWEN NOLAN
APRIL 28	STARS 0; @SHARKS 1 OT	17483	VERNON/BELFOUR	ANDREI ZYUZIN
APRIL 30	@STARS 3; SHARKS 2	16928	VERNON/BELFOUR	MIKE MODANO
MAY 2	STARS 3; @SHARKS 2 OT	17483	VERNON/BELFOUR	MIKE KEANE

GOALS BY PERIOD	1ST	2ND	3RD	OT	TOTAL	SHOTS BY PERIOD	1ST	2ND	3RD	OT	TOTAL
SHARKS	2	5	4	1	12	SHARKS	41	48	38	4	131
STARS	6	6	3	1	16	STARS	55	46	41	3	145

INDIVIDUAL SCORING

SHARKS	GP	G	A	TP	+/-	PM	PP	SH	GW	GT	EN	S	PCTG
JOHN MACLEAN	6	2	3	5	1	4	1	0	0	0	0	18	11.1
BERNIE NICHOLLS	6	0	5	5	-2	8	0	0	0	0	0	6	.0
OWEN NOLAN	6	2	2	4	-1	26	2	0	1	0	0	16	12.5
MIKE RICCI	6	1	3	4	0	6	0	0	0	0	0	8	12.5
BILL HOULDER	6	1	2	3	0	2	0	0	0	0	0	8	12.5
MURRAY CRAVEN	6	1	1	2	-2	0	0	0	0	0	0	6	16.7
JOE MURPHY	6	1	1	2	-1	20	1	0	0	0	0	10	10.0
AL IAFRATE	6	1	0	1	-4	10	1	0	0	0	0	10	10.0
MIKE RATHJE	6	1	0	1	-3	6	1	0	0	0	0	2	50.0
RON SUTTER	6	1	0	1	-1	14	0	0	0	0	0	7	14.3
ANDREI ZYUZIN	6	1	0	1	-2	14	0	0	1	1	0	6	16.7
STEPHANE MATTEAU	4	0	1	1	1	0	0	0	0	0	0	2	.0
PATRICK MARLEAU	5	0	1	1	-1	0	0	0	0	0	0	2	.0
JEFF FRIESEN	6	0	1	1	-1	2	0	0	0	0	0	9	.0
TONY GRANATO	1	0	0	0	0	0	0	0	0	0	0	2	.0
MARCO STURM	2	0	0	0	-2	0	0	0	0	0	0	3	.0
SHAWN BURR	6	0	0	0	-1	8	0	0	0	0	0	4	.0
DAVE LOWRY	6	0	0	0	0	18	0	0	0	0	0	3	.0
BRYAN MARCHMENT	6	0	0	0	1	10	0	0	0	0	0	5	.0
MARCUS RAGNARSSON	6	0	0	0	2	4	0	0	0	0	0	4	.0
MIKE VERNON	6	0	0	0	0	0	0	0	0	0	0	0	.0
KELLY HRUDEY	1	0	0	0	0	0	0	0	0	0	0	0	.0

POWER PLAY: 6-36 (16.7%) PENALTY KILLING 31-38 (81.6%)

GOALTENDING SHARKS

	GP	MIN	GA	AVG	EN	SO	W	L	SHOTS	SAVE%
MIKE VERNON	6	348	14	2.41	1	1	2	4	138	.899
KELLY HRUDEY	1	20	1	3.00	0	0	0	1	6	.833



1995 SHARKS PLAYOFF SUMMARY

WESTERN CONFERENCE SEMIFINALS

DETROIT RED WINGS (#1) vs. SAN JOSE SHARKS (#7) • SHARKS SUMMARY: WON-0 LOST-4

DATE	SCORE					ATT.	GOALTENDERS					GW GOAL			
MAY 21	@RED WINGS 6; SHARKS 0					19875	VERNON/FLAHERTY					DINO CICCARELLI			
MAY 23	@RED WINGS 6; SHARKS 2					19875	VERNON/IRBE					STEVE YZERMAN			
MAY 25	RED WINGS 6; @SHARKS 2					17190	VERNON/FLAHERTY					VYACHESLAV KOZLOV			
MAY 27	RED WINGS 6; @SHARKS 2					17190	VERNON/FLAHERTY					DOUG BROWN			
GOALS BY PERIOD	1ST	2ND	3RD	OT	TOTAL	SHOTS BY PERIOD					1ST	2ND	3RD	OT	TOTAL
RED WINGS	10	6	8	0	24	RED WINGS	55	61	31	0	147				
SHARKS	0	2	4	0	6	SHARKS	25	16	20	0	61				
INDIVIDUAL SCORING															
SHARKS	GP	G	A	TP	+/-	PM	PP	SH	GW	GT	EN	S	PCTG		
IGOR LARIONOV	4	0	3	3	-3	0	0	0	0	0	0	4	.0		
MIKE RATHJE	4	2	0	2	-8	0	2	0	0	0	0	5	40.0		
RAY WHITNEY	4	2	0	2	-5	2	0	0	0	0	0	2	100.0		
ULF DAHLEN	4	1	1	2	-7	0	1	0	0	0	0	3	33.3		
JAY MORE	4	0	2	2	-6	0	0	0	0	0	0	4	.0		
SANDIS OZOLINSH	4	0	2	2	-6	2	0	0	0	0	0	3	.0		
SERGEI MAKAROV	4	1	0	1	-2	0	0	0	0	0	0	3	33.3		
JEFF FRIESEN	4	0	1	1	-6	0	0	0	0	0	0	5	.0		
JIM KYTE	4	0	1	1	-4	2	0	0	0	0	0	1	.0		
SHAWN CRONIN	2	0	0	0	0	0	0	0	0	0	0	0	.0		
KEVIN MILLER	2	0	0	0	-1	2	0	0	0	0	0	5	.0		
JAMIE BAKER	4	0	0	0	-5	2	0	0	0	0	0	8	.0		
SHEAN DONOVAN	4	0	0	0	-2	6	0	0	0	0	0	5	.0		
PAT FALLOON	4	0	0	0	-4	0	0	0	0	0	0	4	.0		
CRAIG JANNEY	4	0	0	0	-4	0	0	0	0	0	0	0	.0		
VLASTIMIL KROUPA	4	0	0	0	-2	4	0	0	0	0	0	1	.0		
JEFF ODGERS	4	0	0	0	-1	19	0	0	0	0	0	2	.0		
TOM PEDERSON	4	0	0	0	-4	2	0	0	0	0	0	1	.0		
CHRIS TANCILL	4	0	0	0	-6	8	0	0	0	0	0	5	.0		
POWER PLAY: 3-17 (17.6%) PENALTY KILLING: 9-15 (60.0%)															
GOALTENDING SHARKS															
SHARKS	GP	MIN	GA	AVG	EN	SO	W	L	SHOTS	SAVE%					
WADE FLAHERTY	3	180	18	6.00	0	0	0	3	101	.822					
ARTURS IRBE	1	60	6	6.00	0	0	0	1	46	.870					

WESTERN CONFERENCE QUARTERFINALS

CALGARY FLAMES (#2) vs. SAN JOSE SHARKS (#7) • SHARKS SUMMARY: WON-4 LOST-3

DATE	SCORE					ATT.	GOALTENDERS					GW GOAL	
MAY 7	@FLAMES 4; SHARKS 5					15624	TABARACCI, KIDD/IRBE					JAMIE BAKER	
MAY 9	@FLAMES 4; SHARKS 5; OT					16389	KIDD/IRBE					ULF DAHLEN	
MAY 11	FLAMES 9; @SHARKS 2					17190	KIDD/FLAHERTY, IRBE					MIKE SULLIVAN	
MAY 13	FLAMES 6; @SHARKS 4					17190	KIDD/IRBE					ROBERT REICHEL	
MAY 15	@FLAMES 5; SHARKS 0					18298	KIDD/FLAHERTY, IRBE					JOE NIEUWENDYK	
MAY 17	FLAMES 3; @SHARKS 5					17190	KIDD/FLAHERTY					CRAIG JANNEY	
MAY 19	@FLAMES 4; SHARKS 5; 2 OT					20230	KIDD/FLAHERTY					RAY WHITNEY	
GOALS BY PERIOD						SHOTS BY PERIOD							
	1ST	2ND	3RD	OT	TOTAL		1ST	2ND	3RD	OT	TOTAL		
SHARKS	7	11	6	2	26	SHARKS	41	67	66		16	190	
FLAMES	13	7	15	0	35	FLAMES	91	61	84		23	259	
INDIVIDUAL SCORING													
SHARKS	GP	G	A	TP	+/-	PM	PP	SH	GW	GT	EN	S	PCTG
ULF DAHLEN	7	4	3	7	-6	0	2	0	1	1	0	16	25.0
CRAIG JANNEY	7	3	4	7	-9	4	0	0	1	0	0	17	17.6
RAY WHITNEY	7	2	4	6	2	0	0	0	1	1	0	13	15.4
IGOR LARIONOV	7	1	5	6	-1	2	0	0	0	0	0	15	6.7
MIKE RATHJE	7	3	2	5	-7	4	3	0	0	0	0	13	23.1
SERGEI MAKAROV	7	2	3	5	-1	4	0	0	0	0	0	5	40.0
JEFF FRIESEN	7	1	4	5	-3	4	0	0	0	0	0	16	6.3
TOM PEDERSON	6	0	5	5	-10	6	0	0	0	0	0	13	.0
PAT FALLOON	7	3	1	4	-2	0	0	0	0	0	0	20	15.0
JAMIE BAKER	7	2	2	4	-2	10	0	0	1	0	0	12	16.7
SANDIS OZOLINSH	7	3	0	3	-7	4	1	0	0	0	0	12	25.0
JEFF ODGERS	7	1	1	2	1	4	0	0	0	0	0	3	33.3
CHRIS TANCILL	7	1	1	2	-1	0	0	0	0	0	0	11	9.1
JAY MORE	7	0	2	2	6	6	0	0	0	0	0	7	.0
SHEAN DONOVAN	3	0	1	1	-1	0	0	0	0	0	0	2	.0
JIM KYTE	7	0	1	1	3	12	0	0	0	0	0	7	.0
VLASTIMIL KROUPA	2	0	0	0	-1	0	0	0	0	0	2	.0	
KEVIN MILLER	4	0	0	0	-2	0	0	0	0	0	0	2	.0
ARTURS IRBE	5	0	0	0	0	10	0	0	0	0	0	0	.0
ANDREI NAZAROV	6	0	0	0	0	9	0	0	0	0	0	3	.0
SHAWN CRONIN	7	0	0	0	2	5	0	0	0	0	0	1	.0
POWER PLAY: 6-31 (19.4%) PENALTY KILLING: 24-31 (77.4%)													
GOALTENDING SHARKS													
	GP	MIN	GA	AVG	EN	SO	W	L	SHOTS	SAVE%			
ARTURS IRBE	5	256	21	4.92	1	0	2	3	138	.848			
WADE FLAHERTY	4	197	13	3.96	0	0	2	0	120	.892			



1994 SHARKS PLAYOFF SUMMARY

WESTERN CONFERENCE QUARTERFINALS

DETROIT RED WINGS (#1) vs. SAN JOSE SHARKS (#8) • SHARKS SUMMARY: WON-4 LOST-3

DATE	SCORE	ATT.	GOALTENDERS	GW GOAL
APRIL 18	@RED WINGS 4; SHARKS 5	19778	ESSENSA/IRBE	VLASTIMIL KROUPA
APRIL 20	@RED WINGS 4; SHARKS 0	19875	OSGOOD/IRBE	SHAWN BURR
APRIL 22	RED WINGS 3; @SHARKS 2	17190	OSGOOD/IRBE	SHAWN BURR
APRIL 23	RED WINGS 3; @SHARKS 4	17190	OSGOOD/IRBE	SERGEI MAKAROV
APRIL 26	RED WINGS 4; @SHARKS 6	17190	ESSENSA, OSGOOD/IRBE	J. GARPENLOV
APRIL 28	@RED WINGS 7; SHARKS 1	19875	OSGOOD/IRBE, WAITE	STEVE CHASSON
APRIL 30	@RED WINGS 2; SHARKS 3	19875	OSGOOD/IRBE	JAMIE BAKER

GOALS BY PERIOD	1ST	2ND	3RD	OT	TOTAL	SHOTS BY PERIOD	1ST	2ND	3RD	OT	TOTAL
RED WINGS	11	8	8	0	27	RED WINGS	74	79	65	0	218
SHARKS	7	6	8	0	21	SHARKS	47	60	46	0	153

INDIVIDUAL SCORING

SHARKS	GP	G	A	TP	+/-	PM	PP	SH	GW	GT	EN	S	PCTG
IGOR LARIONOV	7	2	8	10	-5	4	0	0	0	0	0	10	20.0
SERGEI MAKAROV	7	6	0	6	-3	4	3	0	0	0	0	14	42.9
JOHAN GARPENLOV	7	2	3	5	-5	6	0	0	1	0	0	8	25.0
TODD ELIK	7	1	4	5	-1	8	0	0	0	0	0	15	6.7
SANDIS OZOLINSH	7	0	5	5	-4	0	0	0	0	0	0	12	.0
ULF DAHLEN	7	3	1	4	0	0	2	0	0	0	0	12	25.0
TOM PEDERSON	7	1	3	4	-1	2	0	1	0	0	0	18	5.6
JAMIE BAKER	7	2	1	3	-1	4	0	0	1	0	0	7	28.6
JEFF NORTON	7	0	3	3	-4	12	0	0	0	0	0	15	.0
BOB ERREY	7	1	1	2	0	2	0	0	0	0	0	5	20.0
VLASTIMIL KROUPA	7	1	1	2	-2	2	0	0	1	0	0	4	25.0
GAETAN DUCHESNE	7	0	2	2	1	8	0	0	0	0	0	5	.0
RAY WHITNEY	7	0	2	2	-4	2	0	0	0	0	0	11	.0
SHAWN CRONIN	7	1	0	1	-2	6	0	0	0	0	0	1	100.0
ROB GAUDREAU	7	1	0	1	0	0	1	0	0	0	0	6	16.7
PAT FALLOON	7	0	1	1	-3	4	0	0	0	0	0	4	.0
JAY MORE	7	0	1	1	-2	12	0	0	0	0	0	3	.0
JEFF ODGERS	4	0	0	0	-1	2	0	0	0	0	0	3	.0
ARTURS IRBE	7	0	0	0	0	4	0	0	0	0	0	0	.0

POWER PLAY: 6-36 (16.7%) PENALTY KILLING: 30-35 (85.7%)

GOALTENDING SHARKS	GP	MIN	GA	AVG	EN	SO	W	L	SHOTS	SAVE%
ARTURS IRBE	7	399	26	3.91	0	0	4	3	210	.876
JIM WAITE	1	20	1	3.00	0	0	0	0	8	.875

WESTERN CONFERENCE SEMIFINALS

TORONTO MAPLE LEAFS (#2) vs. SAN JOSE SHARKS (#8) • SHARKS SUMMARY: WON-3 LOST-4

DATE	SCORE	ATT.	GOALTENDERS	GW GOAL
MAY 2	@MAPLE LEAFS 2; SHARKS 3	15728	POTVIN/IRBE	JOHAN GARPENLOV
MAY 4	@MAPLE LEAFS 5; SHARKS 1	15728	POTVIN/IRBE	MIKE GARTNER
MAY 6	MAPLE LEAFS 2; @SHARKS 5	17190	POTVIN, RHODES/IRBE	ULF DAHLEN
MAY 8	MAPLE LEAFS 8; @SHARKS 3	17190	POTVIN/IRBE, WAITE	WENDEL CLARK
MAY 10	MAPLE LEAFS 2; @SHARKS 5	17190	POTVIN/IRBE	SERGEI MAKAROV
MAY 12	@MAPLE LEAFS 3; SHARKS 2 OT	15728	POTVIN/IRBE	MIKE GARTNER
MAY 14	@MAPLE LEAFS 4; SHARKS 2	15728	POTVIN/IRBE	MARK OSBORNE

GOALS BY PERIOD	1ST	2ND	3RD	OT	TOTAL	SHOTS BY PERIOD	1ST	2ND	3RD	OT	TOTAL
MAPLE LEAFS	9	9	7	1	26	MAPLE LEAFS	65	64	68	1	198
SHARKS	5	8	8	0	21	SHARKS	60	75	52	0	187

INDIVIDUAL SCORING

SHARKS	GP	G	A	TP	+/-	PM	PP	SH	GW	GT	EN	S	PCTG
IGOR LARIONOV	7	3	5	8	4	6	0	0	0	0	0	17	17.6
TODD ELIK	7	4	1	5	-4	4	1	0	0	0	0	30	13.3
JOHAN GARPENLOV	7	2	3	5	5	0	0	0	1	0	0	15	13.3
SANDIS OZOLINSH	7	0	5	5	7	8	0	0	0	0	0	11	.0
ULF DAHLEN	7	3	1	4	-3	0	1	0	1	0	0	24	12.5
SERGEI MAKAROV	7	2	2	4	5	0	0	0	1	0	0	12	16.7
BOB ERREY	7	2	1	3	-3	8	1	0	0	0	0	7	28.6
GAETAN DUCHESNE	7	1	2	3	-3	4	0	0	0	0	0	12	8.3
JEFF NORTON	7	1	2	3	8	8	0	0	0	0	0	9	11.1
TOM PEDERSON	7	0	3	3	-5	0	0	0	0	0	0	16	.0
JAMIE BAKER	7	1	1	2	0	26	0	0	0	0	0	6	16.7
PAT FALLOON	7	1	1	2	1	2	0	0	0	0	0	4	25.0
RAY WHITNEY	7	0	2	2	0	6	0	0	0	0	0	5	.0
ROB GAUDREAU	7	1	0	1	-1	0	0	1	0	0	0	8	12.5
JAY MORE	6	0	1	1	-2	20	0	0	0	0	0	2	.0
VLASTIMIL KROUPA	7	0	1	1	-6	19	0	0	0	0	0	2	.0
MIKE RATHJE	1	0	0	0	1	0	0	0	0	0	0	0	.0
SHAWN CRONIN	7	0	0	0	-2	14	0	0	0	0	0	4	.0
ARTURS IRBE	7	0	0	0	0	2	0	0	0	0	0	0	.0
JEFF ODGERS	7	0	0	0	-1	9	0	0	0	0	0	3	.0

POWER PLAY: 3-38 (7.9%) PENALTY KILLING: 18-26 (69.2%)

GOALTENDING SHARKS	GP	MIN	GA	AVG	EN	SO	W	L	SHOTS	SAVE%
ARTURS IRBE	7	407	24	3.54	0	0	3	4	189	.873
JIM WAITE	1	20	2	6.00	0	0	0	0	9	.778



The 1993-94 San Jose Sharks made the greatest single-season turnaround (58 points) and, as a No. 8 seed, upset the No. 1-seeded Detroit Red Wings in the Western Conference Quarterfinals.

TEAM

GOALS

MOST GOALS, GAME AT HOME — 6 (2 TIMES, MOST RECENT — 5/6/02 VS. COLORADO [6-4 W])

MOST GOALS, GAME ON ROAD — 7, 4/30/99 AT COLORADO (7-3 W)

MOST GOALS AGAINST, GAME AT HOME — 9, 5/11/95 VS. CALGARY (2-9 L)

MOST GOALS AGAINST, GAME ON ROAD — 8, 5/4/02 AT COLORADO (2-8 L)

MOST GOALS, GAME BY BOTH TEAMS AT HOME — 11 (2 TIMES, MOST RECENT — 5/11/95 VS. CALGARY [2-9 L])

MOST GOALS, GAME BY BOTH TEAMS ON ROAD — 10, (2 TIMES, MOST RECENT — 5/4/02 AT COLORADO [2-8 L])

FEWEST GOALS, GAME AT HOME — 0 (3 TIMES, MOST RECENT — 4/16/09 VS. ANAHEIM [0-2 L])

FEWEST GOALS, GAME ON ROAD — 0 (10 TIMES, MOST RECENT—4/23/09 AT ANAHEIM [0-4 L])

FEWEST GOALS ALLOWED, GAME AT HOME — 0 (3 TIMES, MOST RECENT—4/10/08 VS. CALGARY (2-0 W))

FEWEST GOALS ALLOWED, GAME ON ROAD — 0, (5 TIMES, MOST RECENT — 4/26/06 AT DETROIT [2-0 W])

FEWEST GOALS BY BOTH TEAMS, GAME AT HOME — 1 (2 TIMES, MOST RECENT — 4/08/04 VS. ST. LOUIS [1-0 W OT])

FEWEST GOALS BY BOTH TEAMS, GAME ON ROAD — 1, (5 TIMES, MOST RECENT — 4/28/04 AT COLORADO [0-1 L OT])

EARLIEST GOAL FROM START OF GAME, FOR — :36, 4/28/07 AT DETROIT (2-3 L), JONATHAN CHEECHOO

EARLIEST GOAL FROM START OF 2ND PERIOD, FOR — :29 (2 TIMES, MOST RECENT-5/8/02 VS. COLORADO [1-4 L], TEEMU SELANNE)

EARLIEST GOAL FROM START OF 3RD PERIOD, FOR — :19, 5/19/95 AT CALGARY (5-4 W 2OT), PAT FALLOON

EARLIEST GOAL FROM START OF OVERTIME, FOR — 1:05, 5/2/08 VS. DALLAS (3-2 W OT), JOE PAVELSKI

EARLIEST GOAL FROM START OF GAME, AGAINST — :20, 5/11/04 VS. CALGARY (1-4 L), MARCUS NILSON

EARLIEST GOAL FROM START OF 2ND PERIOD, AGAINST — :21, 4/23/00 VS. ST. LOUIS (2-6 L), SCOTT YOUNG

EARLIEST GOAL FROM START OF 3RD PERIOD, AGAINST — :12, 5/14/06 VS. EDMONTON (3-6 L), SHAWN HORCOFF

EARLIEST GOAL FROM START OF OVERTIME, AGAINST — 1:54, 5/01/04 VS. COLORADO (1-2 L OT), JOE SAKIC

FASTEST 2 GOALS, FOR — :08, 4/30/98 AT DALLAS (2-3 L); JOHN MACLEAN, RON SUTTER

FASTEST 3 GOALS, FOR — 2:02, 4/13/08 AT CALGARY (3-4 L); RYANE CLOWE, PATRICK MARLEAU, DOUGLAS MURRAY

FASTEST 4 GOALS, FOR — 8:49, 4/22/08 VS. CALGARY (5-3 W); JEREMY ROENICK, JEREMY ROENICK, JOE PAVELSKI, DEVIN SETOGUCHI

FASTEST 2 GOALS, AGAINST — :12, 5/04/02 AT COLORADO (2-8 L); ERIC MESSIER, DAN HINOTE

FASTEST 3 GOALS, AGAINST — 1:36, 4/28/94 AT DETROIT (1-7 L); STEVE CHAISSON, RAY SHEPPARD, SLAVA KOZLOV

FASTEST 4 GOALS, AGAINST — 3:01, 4/28/94 AT DETROIT (1-7 L); STEVE CHAISSON, RAY SHEPPARD, SLAVA KOZLOV, STEVE YZERMAN

FASTEST 5 GOALS, AGAINST — 14:01, 4/23/00 VS. ST. LOUIS (2-6 L); SCOTT YOUNG, JOCHEN HECHT, CHRIS PRONGER, TYSON NASH, SCOTT YOUNG



SHARKS ALL-TIME PLAYOFF RECORDS

MOST CONSECUTIVE GOALS GAME, FOR — 5,
4/30/99 AT COLORADO (7-3 W)
MOST CONSECUTIVE GOALS GAME, AGAINST — 6,
4/23/00 VS. ST. LOUIS (2-6 L)
MOST GOALS FOR, PERIOD AT HOME — 4, 4/22/08
VS. CALGARY (5-3 W), 2ND PERIOD
MOST GOALS FOR, PERIOD ON ROAD — 4, (2
TIMES, MOST RECENT — 5/16/04 AT CALGARY [4-1 W],
2ND PERIOD)
MOST GOALS AGAINST, PERIOD AT HOME — 5,
4/23/00 VS. ST. LOUIS [2-6 L], 2ND PERIOD)
MOST GOALS AGAINST, PERIOD ON ROAD — 4, (4
TIMES, MOST RECENT — 5/4/02 AT DETROIT [2-8
L]; 2ND PERIOD)
WIDEST MARGIN OF VICTORY, HOME — 3 (5
TIMES, MOST RECENT — 4/25/06 VS. EDMONTON
[4-1 W])
WIDEST MARGIN OF VICTORY, ROAD — 4, 4/30/99
AT COLORADO (7-3 W)
WIDEST MARGIN OF DEFEAT, HOME — 7, 5/11/95
VS. CALGARY (2-9 L)
WIDEST MARGIN OF DEFEAT, ROAD — 6 (2 TIMES,
MOST RECENT — 5/4/02 AT COLORADO [2-8 L])

POINTS

MOST POINTS, GAME — 16, 5/1/02 AT COLORADO
(6-3 W)
MOST POINTS AGAINST, GAME — 23 (2 TIMES,
MOST RECENT — 5/11/95 VS. CALGARY [2-9 L])
MOST POINTS, GAME BY BOTH TEAMS — 30 (2
TIMES, MOST RECENT — 5/4/02 AT COLORADO
[2-8 L], COL 24, S.J. 6)
FEWEST POINTS, GAME — 0 (13 TIMES, MOST
RECENT—4/23/09 AT ANAHEIM [0-4 L])

FEWEST POINTS AGAINST, GAME — 0 (8 TIMES,
MOST RECENT— 4/10/08 VS. CALGARY (2-0 W)
FEWEST POINTS, GAME BY BOTH TEAMS — 2, (2
TIMES, MOST RECENT — 4/28/04 AT COLORADO
[0-1 L OT]); COL 2, S.J. 0

SHOTS

MOST SHOTS, GAME AT HOME — 52, 5/09/04 VS.
CALGARY (3-4 L OT)
MOST SHOTS, GAME ON ROAD — 62, 5/4/08 AT
DALLAS (1-2 L 4OT)
MOST SHOTS FACED, GAME AT HOME — 49,
5/2/07 VS. DETROIT (2-3 L OT)
MOST SHOTS FACED, GAME ON ROAD — 60,
5/19/95 AT CALGARY (5-4 W 2OT)
MOST SHOTS, GAME BY BOTH TEAMS AT HOME
— 89, 5/09/04 VS. CALGARY (3-4 L OT); S.J. 52,
CGY 37
MOST SHOTS, GAME BY BOTH TEAMS ON ROAD
— 117, 5/4/08 AT DALLAS (1-2 L 4OT); SJ 62,
DAL 55
FEWEST SHOTS, GAME AT HOME — 12, 5/25/95
VS. DETROIT (2-6 L)
FEWEST SHOTS, GAME ON ROAD — 15, 5/21/95 AT
DETROIT (0-6 L)
FEWEST SHOTS FACED, GAME AT HOME — 14,
4/26/98 VS. DALLAS (4-1 W)
FEWEST SHOTS FACED, GAME ON ROAD — 10,
4/15/08 AT CALGARY (3-2 W)
FEWEST SHOTS, GAME BY BOTH TEAMS AT HOME
— 38, 5/11/04 VS. CALGARY (1-4 L); S.J. 18,
CGY 20
FEWEST SHOTS, GAME BY BOTH TEAMS ON ROAD
— 37, 4/30/00 AT DALLAS (0-1 L); DAL 19, S.J. 18



Patrick Marleau shares the Sharks record for most goals in a playoff game with three.

SHARKS ALL-TIME PLAYOFF RECORDS



MOST SHOTS, PERIOD AT HOME — 27, 4/10/08 VS. CALGARY (2-0 W) 2ND PERIOD

MOST SHOTS, PERIOD ON ROAD — 20 (4/21/09 AT ANAHEIM [4-3 W], 1ST PERIOD)

MOST SHOTS, OT AT HOME — 7, 4/25/09 VS. ANAHEIM (3-2 W OT, 6:02)

MOST SHOTS, OT ON ROAD — 31, 5/4/08 AT DALLAS (1-2 L 4OT, 69:03)

MOST SHOTS FACED, PERIOD AT HOME — 18, 5/6/02 VS. COLORADO (6-4 W), 2ND PERIOD

MOST SHOTS FACED, PERIOD ON ROAD — 21, 5/23/95 AT DETROIT (2-6 L); 1ST PERIOD

MOST SHOTS FACED, OT AT HOME — 12, (2 TIMES, MOST RECENT — 5/2/07 VS. DETROIT [2-3 L OT]; 16:04)

MOST SHOTS FACED, OT ON ROAD — 32, 5/4/08 AT DALLAS (1-2 L [4OT]) 69:03 4 OT

FEWEST SHOTS, PERIOD AT HOME — 2 (2 TIMES, MOST RECENT-4/28/98 VS. DALLAS [1-0 W OT]; 3RD PERIOD)

FEWEST SHOTS, PERIOD ON ROAD — 2, (3 TIMES, MOST RECENT-4/11/07 AT NASHVILLE [5-4 W 2 OT]; 3RD PERIOD)

FEWEST SHOTS FACED, PERIOD AT HOME — 1 (2 TIMES, MOST RECENT — 4/16/01 VS. ST. LOUIS [3-6 L], 3RD PERIOD)

FEWEST SHOTS FACED, PERIOD ON ROAD — 2, (2 TIMES, MOST RECENT — 4/15/08 AT CALGARY (3-2 W), 1ST PERIOD)

FEWEST SHOTS FACED, OT AT HOME — 0, 5/02/08 VS. DALLAS (3-2 W OT)

FEWEST SHOTS FACED, OT ON ROAD — 1, 5/12/94 AT TORONTO (2-3 L OT)

LARGEST MARGIN OUTSHOOTING, HOME — 23, (2 TIMES, MOST RECENT — 4/25/09 VS. ANAHEIM [3-2 W OT])

LARGEST MARGIN OUTSHOOTING, ROAD — 22, 4/15/08 AT CALGARY (3-2 W)

LARGEST MARGIN OUTSHOT, HOME — 24, 5/25/95 VS. DETROIT (2-6 L)

LARGEST MARGIN OUTSHOT, ROAD — 30, 5/19/95 AT CALGARY (5-4 W 2OT)

SPECIAL TEAMS

MOST PPG FOR, GAME AT HOME — 3, 4/26/98 VS. DALLAS (4-1 W)

MOST PPG FOR, GAME ON ROAD — 3, 4/23/06 AT NASHVILLE [3-0 W]

MOST PPG AGAINST, GAME AT HOME — 3, 5/14/06 VS. EDMONTON (3-6 L)

MOST PPG AGAINST, GAME ON ROAD — 4, (2 TIMES, MOST RECENT — 4/21/06 AT NASHVILLE [3-4 L])

MOST PPG, GAME BY BOTH TEAMS AT HOME — 4, (3 TIMES, MOST RECENT — 5/14/06 VS. EDMONTON [6-3 W]; EDM 3, S.J. 1)

MOST PPG, GAME BY BOTH TEAMS ON ROAD — 5, 4/21/06 AT NASHVILLE (3-4 L); NSH 4, S.J. 1

MOST PP ATTEMPTS FOR, GAME AT HOME — 14, 4/26/98 VS. DALLAS (4-1 W)

MOST PP ATTEMPTS FOR, GAME ON ROAD — 10 4/23/06 AT NASHVILLE (3-0 W)

MOST PP ATTEMPTS AGAINST, GAME AT HOME — 9, 4/23/00 VS. ST. LOUIS (2-6 L)

MOST PP ATTEMPTS AGAINST, GAME ON ROAD — 15, 4/24/98 AT DALLAS (2-5 L)

MOST PP ATTEMPTS, GAME BY BOTH TEAMS AT HOME — 20, 4/10/04 VS. ST. LOUIS (3-1 W); STL 7, SJ 13

MOST PP ATTEMPTS, GAME BY BOTH TEAMS ON ROAD — 19, (2 TIMES, MOST RECENT — 4/23/06 AT NASHVILLE (3-0 W); NSH 9, S.J. 10)

MOST SHG, GAME — 2, 4/30/99 AT COLORADO (7-3 W), VINCENT DAMPHOUSSE (2)

MOST SHG ALLOWED, GAME — 2 (3 TIMES, MOST RECENT — 5/5/00 VS. DALLAS (4-5 L); GUY CARBONNEAU, SERGEI ZUBOV)

MOST SHG, PERIOD — 2, 4/30/99 AT COLORADO (7-3 W), VINCENT DAMPHOUSSE (2), 3RD PERIOD

MOST SHG ALLOWED, PERIOD — 2 (2 TIMES, MOST RECENT — 5/11/95 VS. CALGARY [2-9 L]; MIKE SULLIVAN, RON STERN), 1ST PERIOD

MOST PENALTIES FOR, GAME AT HOME — 15, 5/6/94 VS. TORONTO (5-2 W); 57 PIM

MOST PENALTIES FOR, GAME ON ROAD — 21, 4/24/98 AT DALLAS (2-5 L); 72 PIM

MOST PENALTIES AGAINST, GAME AT HOME — 20, 4/26/98 VS. DALLAS (4-1 W); 75 PIM

MOST PENALTIES AGAINST, GAME ON ROAD — 14, 4/13/07 AT NASHVILLE (2-5 L); 64 PIM

MOST PIM FOR, GAME AT HOME — 57, 5/6/94 VS. TORONTO (5-2 W); 15 PENALTIES

MOST PIM FOR, GAME ON ROAD — 72, 4/24/98 AT DALLAS (2-5 L); 21 PENALTIES

MOST PIM AGAINST, GAME AT HOME — 75, 4/26/98 VS. DALLAS (4-1 W); 20 PENALTIES

MOST PIM AGAINST, GAME ON ROAD — 64, 4/13/07 AT NASHVILLE (2-5 L); 14 PENALTIES

FEWEST PENALTIES FOR, GAME AT HOME — 1, 4/28/98 VS. DALLAS (1-0 W OT); 2 PIM

FEWEST PENALTIES FOR, GAME ON ROAD — 1, 5/19/95 AT CALGARY (5-4 W 2OT); 2 PIM

FEWEST PENALTIES AGAINST, GAME AT HOME — 2, 4/9/08 VS. CALGARY (2-3 L); 4 PIM

FEWEST PENALTIES AGAINST, GAME ON ROAD — 1, 4/26/07 AT DETROIT (2-0 W); 2 PIM

FEWEST PIM FOR, GAME AT HOME — 2, 4/28/98 VS. DALLAS (1-0 W OT); 1 PENALTY

FEWEST PIM FOR, GAME ON ROAD — 2, 5/19/95 AT CALGARY (5-4 W 2OT); 1 PENALTY

FEWEST PIM AGAINST, GAME AT HOME — 4, 4/9/08 VS. CALGARY (2-3 L); 2 PENALTIES

FEWEST PIM AGAINST, GAME ON ROAD — 2, 4/26/07 AT DETROIT (2-0 W); 1 PENALTY

MOST PENALTY MINUTES, GAME BY BOTH TEAMS, HOME — 125, 5/6/94 VS. TORONTO (5-2 W); TOR 68, S.J. 57

MOST PENALTY MINUTES, GAME BY BOTH TEAMS, ROAD — 121, 4/13/07 AT NASHVILLE (2-5 L); NSH 64, S.J. 57

FEWEST PENALTY MINUTES, GAME BY BOTH TEAMS, HOME — 8, 4/28/98 VS. DALLAS (1-0 W OT); DAL 6, S.J. 2

FEWEST PENALTY MINUTES, GAME BY BOTH TEAMS, ROAD — 6, 5/19/95 AT CALGARY (5-4 W 2OT); CGY 4, S.J. 2



SHARKS ALL-TIME PLAYOFF RECORDS

FEWEST PENALTIES, GAME BY BOTH TEAMS,

HOME — 4, 4/28/98 VS. DALLAS (1-0 W OT); DAL 3, S.J. 1

FEWEST PENALTIES, GAME BY BOTH TEAMS,

ROAD — 3, 5/19/95 AT CALGARY (5-4 W 20T); CGY 2, S.J. 1

MOST PENALTIES, GAME BY BOTH TEAMS, HOME

— 33, 5/6/94 VS. TORONTO (5-2 W); TOR 18, S.J. 15

MOST PENALTIES, GAME BY BOTH TEAMS, ROAD

— 33, 4/24/98 AT DALLAS (2-5 L); DAL 12, S.J. 21

MOST CONSECUTIVE GAMES SCORING PPG — 5,

4/21/06 THRU 4/30/06, VS. NASHVILLE

MOST CONSECUTIVE GAMES NOT SCORING PPG

— 6, 4/12/01 THRU 4/21/01 VS. ST. LOUIS

MOST CONSECUTIVE GAMES ALLOWING PPG — 8,

4/12/00 THRU 4/25/00 VS. ST. LOUIS, 4/28/00 VS. DALLAS

MOST CONSECUTIVE GAMES NOT ALLOWING PPG

— 4, (2 TIMES, MOST RECENT — 4/24/04 THRU 5/01/04 VS. COLORADO)

MOST CONSECUTIVE CHANCES NOT SCORING PPG

— 23, 4/12/01 (1ST PERIOD) THRU 4/21/01 (3RD PERIOD) VS. ST. LOUIS

MOST CONSECUTIVE CHANCES NOT ALLOWING

PPG — 20, 4/22/04 (2ND PERIOD) VS. COLORADO THRU 5/04/04 AT COLORADO (2ND PERIOD)

LONGEST SHUTOUT STREAK - 178:14, 4/24/02

VS. COLORADO (1ST PERIOD) THRU 4/28/04 AT COLORADO (OT, 5:15)

LONGEST CONSECUTIVE SCORELESS STREAK

— 172:59, 5/4/08 AT DALLAS (3RD PERIOD) THRU 4/19/09 VS. ANAHEIM (2ND PERIOD)

INDIVIDUAL

MOST POINTS, GAME — 4 (3 TIMES, MOST

RECENT—JEREMY ROENICK [2-2-4]; 4/22/08 VS. CALGARY [5-3 W])

MOST GOALS, GAME — 3, (3 TIMES, MOST RECENT

— PATRICK MARLEAU, 4/22/04 VS. COLORADO [5-2 W])

MOST ASSISTS, GAME — 3 (7 TIMES, MOST

RECENT — CHRISTIAN EHRHOFF, 4/25/06 VS. NASHVILLE [4-1 W])

MOST PPG, GAME — 2, (2 TIMES, MOST RECENT

— PATRICK MARLEAU, 4/27/06 VS. NASHVILLE [5-4 W])

MOST SHG, GAME — 2, VINCENT DAMPHOUSSE,

4/30/99 AT COLORADO (7-3 W)

MOST SHOTS, GAME — 10, OWEN NOLAN, 5/6/02

VS. COLORADO (6-4 W)

MOST PENALTIES, GAME — 5 (3 TIMES, MOST

RECENT — RYANE CLOWE, 4/13/07 AT NASHVILLE [2-5 L]; 13 PIM)

MOST PIM, GAME — 24, OWEN NOLAN, 4/24/98 AT

DALLAS (2-5 L); 5 PENALTIES

BEST PLUS/MINUS, GAME — +4 (2 TIMES, MOST

RECENT — BRYAN MARCHMENT, 4/30/99 AT COLORADO [7-3 W])

WORST PLUS/MINUS, GAME — -6, CRAIG JANNEY,

5/11/95 VS. CALGARY (2-9 L)

MOST CONSECUTIVE GAMES, GOAL — 4 (2 TIMES,

MOST RECENT — PATRICK MARLEAU, 4/26/02 VS. PHOENIX THRU 5/6/02 VS. COLORADO)

MOST CONSECUTIVE GAMES, ASSIST — 7 (2

TIMES, MOST RECENT — JOE THORNTON, 4/16/07 VS. NASHVILLE THRU 5/2/07 VS. DETROIT

MOST CONSECUTIVE GAMES, POINT — 8 (2 TIMES,

MOST RECENT — PATRICK MARLEAU, 4/17/02 VS. PHOENIX THRU 5/6/02 VS. COLORADO)

FASTEST 2 GOALS, FOR — 1:34, PATRICK

MARLEAU, 4/22/04 VS. COLORADO (5-2 W)

FASTEST 3 GOALS, FOR — 22:21, PATRICK

MARLEAU, 4/22/04 VS. COLORADO (5-2 W)

MOST POINTS, PERIOD — 3 (3 TIMES, MOST

RECENT — JEREMY ROENICK [2-1-3], 4/22/08 VS. COLORADO [5-3 W] 2ND PERIOD)

MOST GOALS, PERIOD — 2 (11 TIMES, MOST

RECENT — JEREMY ROENICK, 4/22/08 VS. CALGARY [5-3 W] 2ND PERIOD)

MOST ASSISTS, PERIOD — 3, MIKE RICCI, 4/28/99

AT COLORADO (4-2 W) 3RD PERIOD

MOST PPG, PERIOD — 1 (NUMEROUS TIMES,

MOST RECENT — MILAN MICHALEK, 4/27/09 AT ANAHEIM [1-4 L]); 1ST PERIOD

MOST SHG, PERIOD — 2, VINCENT DAMPHOUSSE,

4/30/99 AT COLORADO (7-3 W) 3RD PERIOD

MOST SHOTS, PERIOD — 6, 4/11/07 AT NASHVILLE

(5-4 W 20T), 1ST PERIOD

MOST PENALTIES, PERIOD — 3, (4 TIMES, MOST

RECENT — RYANE CLOWE [9 PIM], 4/13/07 AT NASHVILLE [2-5 L] 3RD PERIOD

MOST PIM, PERIOD — 20, OWEN NOLAN (20 PIM)

4/24/98 AT DALLAS (2-5 L), 3RD PERIOD

FASTEST 2 GOALS, AGAINST — 2:06, THEO FLEURY,

5/13/95 VS. CALGARY (4-6 L)

FASTEST 3 GOALS, AGAINST — 14:17, THEO

FLEURY, 5/13/95 VS. CALGARY (4-6 L)

FASTEST 4 GOALS, AGAINST — 50:50, THEO

FLEURY, 5/13/95 VS. CALGARY (4-6 L)

MOST POINTS BY OPPONENT, GAME — 5 (2 TIMES,

MOST RECENT — THEOREN FLEURY [4-1-5], 5/13/95 VS. CALGARY [4-6])

MOST GOALS BY OPPONENT, GAME — 4, THEOREN

FLEURY, 5/13/95 VS. CALGARY (4-6 L)

MOST ASSISTS BY OPPONENT, GAME — 4 (3

TIMES, MOST RECENT — PAUL KARIYA, 4/21/06 VS. NASHVILLE [3-4 L])

MOST PPG BY OPPONENT, GAME — 2 (2 TIMES,

MOST RECENT — PAT VERBEEK, 4/24/98 AT DALLAS [2-5 L])

MOST SHG BY OPPONENT, GAME — 1 (NUMEROUS

TIMES, MOST RECENT — DAN CLEARY, 4/28/07 AT DETROIT [2-3 L])

MOST SHOTS BY OPPONENT, GAME — 9, 3 TIMES,

MOST RECENT --- MIKE RIBIERO AND BRAD RICHARDS, 5/4/08 AT DALLAS (1-2 L 40T)

MOST PENALTIES BY OPPONENT, GAME — 6, (2

TIMES, MOST RECENT — CHRIS SIMON, 5/13/04 AT CALGARY [3-0 W]; 23 MINUTES)

MOST PIM BY OPPONENT, GAME — 23, CHRIS

SIMON, (6 PENALTIES) 5/13/04 AT CALGARY (3-0 W)

BEST PLUS/MINUS BY OPPONENT, GAME — +6,

THEOREN FLEURY, 5/11/95 VS. CALGARY (2-9 L)



Jeremy Roenick tied a Sharks record by scoring two goals in the second period of a 2008 Western Conference Quarterfinals game against Calgary.

WORST PLUS/MINUS BY OPPONENT, GAME — -4 (2 TIMES, MOST RECENT — JAMES PATRICK, 5/7/95 AT CALGARY (5-4 W))

MOST POINTS BY OPPONENT, PERIOD — 4, BRAD RICHARDS (1-3=4), 4/27/08 VS. DALLAS (2-5 L), 3RD PERIOD

MOST GOALS BY OPPONENT, PERIOD — 2 (14 TIMES, MOST RECENT — BOBBY RYAN, 4/23/09 AT ANAHEIM [0-4 L]), 2ND PERIOD

MOST ASSISTS BY OPPONENT, PERIOD — 3 (3 TIMES, MOST RECENT — BRAD RICHARDS [1-3=4], 4/27/08 VS. DALLAS [2-5 L], 3RD PERIOD

MOST PPG BY OPPONENT, PERIOD — 1 (NUMEROUS TIMES, MOST RECENT — TEMMU SELANNE, 4/27/09 AT ANAHEIM [1-4L]), 2ND PERIOD

MOST SHG BY OPPONENT, PERIOD — 1 (NUMEROUS TIMES, MOST RECENT — DAN CLEARY, 4/28/07 AT DETROIT [2-3 L])

MOST SHOTS BY OPPONENT, PERIOD — 6 (2 TIMES, MOST RECENT — DINO CICCARELLI, 5/23/95 AT DETROIT [2-6 L]; 1ST PERIOD)

MOST PENALTIES BY OPPONENT, PERIOD — 4, (4 TIMES, MOST RECENT — CHRIS SIMON, 5/13/04 AT CALGARY [3-0 W]; 23 MINUTES) 3RD PERIOD

MOST PIM BY OPPONENT, PERIOD — 22, JAROME IGINLA (3 PENALTIES), 5/13/04 AT CALGARY (3-0 W); 3RD PERIOD

GOALTENDERS

MOST MINUTES, GAME — 129:03, EVGENI NABOKOV, 5/4/08 AT DALLAS (1-2 L 4 OT)

FEWEST GOALS ALLOWED, GAME — 0 (8 TIMES, MOST RECENT — EVGENI NABOKOV, 4/10/08 VS. CALGARY [2-0 W])

MOST GOALS ALLOWED, GAME — 8 (2 TIMES, MOST RECENT — EVGENI NABOKOV, 5/4/02 AT COLORADO [2-8 L])

MOST SHOTS FACED, GAME — 60, WADE FLAHERTY, 5/19/95 AT CALGARY (5-4 W 2OT)

MOST SHOTS FACED, PERIOD — 21, ARTURS IRBE, 5/23/95 AT DETROIT (2-6 L) 1ST PERIOD

FEWEST SHOTS FACED, GAME — 10, EVGENI NABOKOV, 4/15/08 AT CALGARY (3-2 W)

FEWEST SHOTS FACED, PERIOD (MIN. 18 MINUTES) — 0, MIikka KIPRUSOFF, 4/16/01 VS. ST. LOUIS (3-6 L)

MOST SAVES, GAME — 56, WADE FLAHERTY, 5/19/95 AT CALGARY (5-4 W 2OT)

MOST SAVES, PERIOD — 18, (2 TIMES, MOST RECENT — EVGENI NABOKOV, 5/4/08 AT DALLAS [1-2 L 4OT]; 4TH PERIOD

MOST PENALTIES, GAME — 1 (4 TIMES, MOST RECENT — EVGENI NABOKOV, 5/16/04 AT CALGARY [4-1 W]; 2 PIM)

MOST PIM, GAME — 10, ARTURS IRBE, 5/15/95 AT CALGARY (0-5 L), 1 PENALTY

MOST POINTS, GAME — 1 (2 TIMES, MOST RECENT — EVGENI NABOKOV [0-1=2], 5/1/02 AT COLORADO [6-3 W])

LONGEST SHUTOUT STREAK — EVGENI NABOKOV, 178:14, 4/24/02 VS. COLORADO (1ST PERIOD) THRU 4/28/04 AT COLORADO (OT, 5:15)

MOST MINUTES, GAME BY OPPONENT — 129:03, MARTY TURCO, 5/4/08 AT DALLAS (1-2 L 4 OT)

FEWEST GOALS ALLOWED, GAME BY OPPONENT — 0 (13 TIMES, MOST RECENT — JONAS HILLER, 4/23/09 AT ANAHEIM [0-4 L])



SHARKS ALL-TIME PLAYOFF RECORDS

MOST GOALS ALLOWED, GAME BY OPPONENT

— 6, PATRICK ROY, 4/30/99 AT COLORADO (7-3 W)

MOST SHOTS FACED, GAME BY OPPONENT

— 62, MARTY TURCO, 5/04/08 AT DALLAS (1-2 L 4 OT)

MOST SHOTS FACED, PERIOD BY OPPONENT

— 27, MIKKKA KIPRUSOFF, 4/10/08 VS. CALGARY (2-0 W), 2ND PERIOD

FEWEST SHOTS FACED, GAME BY OPPONENT

— 12, MIKE VERNON, 5/25/95 VS. DETROIT (1-6 L)

FEWEST SHOTS FACED, PERIOD BY OPPONENT

(MIN. 18 MINUTES) — 2 (6 TIMES, MOST RECENT

— TOMAS VOKOUN, 4/11/07 AT NASHVILLE [5-4 W 2OT])

MOST SAVES, GAME BY OPPONENT

— 61, MARTY TURCO, 5/04/08 AT DALLAS (1-2 L 4 OT)

MOST SAVES, PERIOD BY OPPONENT

— 25, MIKKKA KIPRUSOFF, 4/10/08 VS. CALGARY (2-0 W), 2ND PERIOD

MOST PENALTIES, GAME BY OPPONENT

— 2, (2 TIMES, MOST RECENT — ED BELFOUR, 5/5/00 VS. DALLAS (4-5 L), 4 PIM

MOST PIM, GAME BY OPPONENT

— 12, ED BELFOUR, 4/26/98 VS. DALLAS (4-1 W), 2

PENALTIES

MOST POINTS, GAME BY OPPONENT

— 1 (4 TIMES, MOST RECENT — CHRIS OSGOOD (0-1=1), 4/12/04 AT ST. LOUIS [1-4 L])



Andrei Zyuzin (No. 20) scored the winning goal in overtime of Game Four of the 1998 Western Conference Quarterfinals.





NATIONAL HOCKEY LEAGUE

New York

1185 Avenue of the Americas

New York, N.Y. 10036

212-789-2000

Fax: 212-789-2020

Communications Fax: 212-789-2080

Montréal

1800 McGill College Avenue, Suite 2600

Montréal, Québec H3A 3J6

514-841-9220

Fax: 514-841-1070

Toronto

50 Bay Street, 11th Floor

Toronto, Ontario M5J 2X8

416-359-7900

Communications Fax: 416-981-2769



Gary Bettman



William Daly

EXECUTIVE

Commissioner Gary B. Bettman
Deputy Commissioner William Daly
Chief Operating Officer John Collins
Senior Executive Vice President of
Hockey Operations Colin Campbell

COMMUNICATIONS

Senior Vice President,
Public Relations and Media (Toronto) Gary Meagher
Senior Vice President,
Corporate Communications Bernadette Mansur
Group Vice President, Media Relations Frank Brown
Vice President, Public Relations &
Player Development Jamey Horan
Statistician and Information Officer
(Toronto) Benny Ercolani
Senior Director, News Services Greg Inglis
Director, Media Relations John Dellapina
Director, Public Relations (Toronto) Julie Young



NHL Commissioner Gary Bettman presents New Jersey goaltender Martin Brodeur with a plaque commemorating his 552nd win — the most by any NHL goaltender — which happened on March 17, 2009.



REFEREES

NAME	NO
Auger, Stephane	15
Banfield, David*	44
Charron, Frances*	46
Ciamaga, Chris*	41
Devorski, Paul	10
Dwyer, Gord	19
Fraser, Kerry	2
Furlatt, Eric	27
Hasenfratz, Mike	30
Hebert, Ghislain*	49
Jackson, Dave	8
Joannette, Marc	25
Kimmerly, Greg	18
Kowal, Tom	32
Kozari, Steve	40
LaRue, Dennis	14
L'Ecuyer, Frederick*	48
Lee, Chris	28
Leggo, Mike	3
Marouelli, Dan	6
Martell, Rob	26
McCauley, Wes	4
McCreary, Bill	7
Meier, Brad	34
Morton, Dean	36
O'Halloran, Dan	13
O'Rourke, Dan	42
Peel, Tim	20
Pochmara, Brian	43
Pollock, Kevin	33
Rehman, Kyle*	37
Rooney, Chris	5
St-Laurent, Francois*	38
St. Pierre, Justin	45
Sutherland, Kelly	11
Van Massenhoven, Don	21
Walkom, Stephen	24
Walsh, Ian	29
Watson, Brad	23
* — Minor League Referee	



LINESMEN

NAME	NO	NAME	NO
Amell, Derek	75	McElman, Andy	90
Barton, Steve	59	Miller, Steve	89
Brisebois, David	96	Morin, Jean	97
Cameron, Lonnie	74	Murphy, Brian	93
Champoux, Pierre	67	Murray, Jonny	95
Cherrey, Scott	50	Nansen, Derek	70
Cormier, Michel	76	Nelson, Thor	80
Cvik, Mike	88	Nowak, Tim	77
Devorski, Greg	54	Pare, Mark	79
Driscoll, Scott	68	Racicot, Pierre	65
Galloway, Ryan	82	Rody, Vaughan	73
Gibbs, Darren	66	Schachte, Dan	52
Henderson, Don	91	Seitz, Lyle	61
Heyer, Shane	55	Sericolo, Anthony	84
Kovachik, Brad	71	Sharrers, Jay	57
Lazarowich, Brad	86	Shewchyk, Mark	92
Mach, Brian	78	Wheler, Mark	56



NHL TROPHIES

HART MEMORIAL TROPHY — An annual award to “the player adjudged to be the most valuable to his team.” Winner selected in a poll by the Professional Hockey Writers’ Association in all NHL cities at the end of the regular season schedule. **2009 Winner: Alex Ovechkin, Washington Capitals**

ART ROSS TROPHY — An annual award to “the player who leads the League in scoring points at the end of the regular season.” **2009 Winner: Evgeni Malkin, Pittsburgh Penguins**

MAURICE “ROCKET” RICHARD TROPHY — The Maurice “Rocket” Richard Trophy, a gift to the National Hockey League from the Montreal Canadiens, is presented to the player finishing the regular season as the League’s goal-scoring leader. During his 18-year career with the Canadiens from 1942-43 through 1959-60, Richard was the first player in NHL history to score 50 goals in a season and 500 for his career. He was the League’s top goal-scorer five times, played on eight Stanley Cup Champions and was inducted into the Hockey Hall of Fame in 1961. **2009 Winner: Alex Ovechkin, Washington Capitals**

CALDER MEMORIAL TROPHY — An annual award to “the player selected as the most proficient in his first year of competition in the National Hockey League.” Winner selected in a poll by the Professional Hockey Writers’ Association at the end of the regular season schedule. To be eligible for this award, a player cannot have competed in more than 25 games in any single preceding season nor in six or more games in each of any two preceding seasons in any major professional league. Beginning in 1990-91, to be eligible for this award, a player must not have attained his 26th birthday by September 15 of the season in which he is eligible. **2009 Winner: Steve Mason, Columbus Blue Jackets**

JAMES NORRIS MEMORIAL TROPHY — An annual award to “the defense player who demonstrates throughout the season the greatest all-round ability in the position.” Winner selected by a poll of the Professional Hockey Writers’ Association at the end of the regular schedule. **2009 Winner: Zdeno Chara, Boston Bruins**

VEZINA TROPHY — An annual award to “the goalkeeper adjudged to be the best at his position” as voted by the general managers of each NHL club. Until the 1981-82 season, the goalkeeper(s) of the team allowing the fewest number of goals during the regular season were awarded the Vezina Trophy. **2009 Winner: Tim Thomas, Boston Bruins**

LADY BYNG MEMORIAL TROPHY — An annual award to “the player adjudged to have exhibited the best type of sportsmanship and gentlemanly conduct combined with a high standard of playing ability.” Winner selected in poll by the Professional Hockey Writers’ Association at the end of the regular schedule. **2009 Winner: Pavel Datsyuk, Detroit Red Wings**

FRANK J. SELKE TROPHY — An annual award to “the forward who best excels in the defensive aspects of the game.” Winner selected in a poll by the Professional Hockey Writers’ Association at the end of the regular schedule. **2009 Winner: Pavel Datsyuk, Detroit Red Wings**

CONN SMYTHE TROPHY — An annual award to “the most valuable player for his team in the playoffs.” Winner selected by the Professional Hockey Writers’ Association at the conclusion of the final game in the Stanley Cup Finals. **2009 Winner: Evgeni Malkin, Pittsburgh Penguins**

WILLIAM M. JENNINGS TROPHY — Since the 1981-82 season, an annual award to “the goalkeeper(s) having played a minimum of 25 games for the team with the fewest goals scored against it.” **2009 Winners: Tim Thomas and Manny Fernandez, Boston Bruins**

JACK ADAMS AWARD — An annual award presented by the National Hockey League Broadcasters’ Association to “the NHL coach adjudged to have contributed the most to his team’s success.” Poll taken at the conclusion of the regular season. **2009 Winner: Claude Julien, Boston Bruins**

BILL MASTERTON MEMORIAL TROPHY — An annual award under the trusteeship of the Professional Hockey Writers’ Association to “the NHL player who best exemplifies the qualities of perseverance, sportsmanship and



Washington Capitals left wing Alex Ovechkin received three trophies at the 2009 National Hockey League Awards Show: the Lester B. Pearson Award, the Hart Memorial Trophy and the Maurice "Rocket" Richard Trophy.

dedication to hockey." The winner is chosen by a poll among the PWHA at the conclusion of the regular season. **2009 Winner: Steve Sullivan, Nashville Predators**

LESTER PATRICK TROPHY — An annual award "for outstanding service to hockey in the United States." Eligible recipients are players, officials, coaches, executives and referees. Winner selected by an award committee consisting of the Commissioner of the NHL, an NHL Governor, a representative of the N.Y. Rangers, a member of the Hockey Hall of Fame Builder's section, a member of the Hockey Hall of Fame Player's section, a member of the U.S. Hockey Hall of Fame, a member of the NHL Broadcasters' Association and a member of the Professional Hockey Writers' Association. Each except the League Commissioner is rotated annually. **2009 Winners: Bob Naegele Jr., Brian Burke, Phil Housley and Ted Lindsay**

KING CLANCY MEMORIAL AWARD — An annual award to "the player who best exemplifies leadership qualities on-and-off the ice and has made a noteworthy humanitarian contribution in his community." **2009 Winner: Ethan Moreau, Edmonton Oilers**

LESTER B. PEARSON AWARD — An annual award presented to the NHL's outstanding player as selected by the members of the National Hockey League Players' Association. **2009 Winner: Alex Ovechkin, Washington Capitals**

PRESIDENTS' TROPHY — An annual award presented to the club finishing the regular season with the best overall record. **2009 Winner: San Jose Sharks**

**HONDA CENTER**

2695 E. Katella Ave.
Anaheim, Calif. 92806

Phone: 714-940-2900 • **Fax:** 714-940-2953

G.M.: Bob Murray

Coach: Randy Carlyle

P.R.: Alex Gilchrist, Steve Hoem, Lauren O'Gorman


Press Box: 714-704-2623

PRACTICE FACILITY

Anaheim ICE
300 West Lincoln Ave.
Anaheim, Calif. 92805
Phone: 714-535-7465

AHL AFFILIATE

TBD



Bobby Ryan

ALL-TIME RECORD

VS. ANAHEIM	W	L	T	OL
SJ ALL-TIME Record	45	35	4	6
SJ HOME	20	21	2	2
SJ ROAD	25	14	2	4

2008-09 RESULTS

DATE	SITE	W	L	OT	SJ	OPP
10/9/2008	H	1	0	0	4	1
10/17/2008	A	0	1	0	0	4
12/11/2008	H	1	0	0	2	0
3/15/2009	A	1	0	0	1	0
4/4/2009	H	0	1	0	2	5
4/5/2009	A	1	0	0	3	2
TOTALS		4	2	0	12	12

NOTES

- On March 29, 2000, in his first game against his former team, Teemu Selanne scored a hat trick in a 7-4 Sharks victory over Anaheim. Paul Kariya also posted a hat trick, only the third time in Sharks history that an opponent matched a Shark for goals in a game.
- On April 15, 2006 at HP Pavilion at San Jose, Jonathan Cheechoo recorded his fifth hat trick of 2005-06, his third against Anaheim, in San Jose's 6-3 win.
- On March 28, 2008, San Jose clinched its third Pacific Division Championship with a 3-1 victory at Anaheim. Joe Pavelski assisted on all three goals.
- Jeremy Roenick scored his 513th NHL goal at Anaheim on April 5, 2009.

Last Sharks Win — April 5, 2009 (Sharks 3 @ Anaheim 2)

Last Anaheim Win — April 4, 2009 (Anaheim 5 @ Sharks 2)

Last Sharks Shutout — March 15, 2009 (Sharks 1 @ Anaheim 0) (Evgeni Nabokov)

Last Anaheim Shutout — Oct. 17, 2008 (Sharks 0 @ Anaheim 4) (J.S. Giguere)

Last Sharks Win At Home — Dec. 11, 2008 (Anaheim 0 @ Sharks 2)

Last Anaheim Win At Home — Oct. 17, 2008 (Sharks 0 @ Anaheim 4)

Last Sharks Win At Anaheim — April 5, 2009 (Sharks 3 @ Anaheim 2)

Last Anaheim Win At Sharks — April 4, 2009 (Anaheim 5 @ Sharks 2)

Last Sharks Overtime Win At Home — Nov. 30, 2000 (Anaheim 2 @ Sharks 3 OT)

Last Anaheim Overtime Win At Home — Jan. 13, 2008 (Sharks 3 @ Anaheim 4 OT)

Last Sharks Overtime Win At Anaheim — Nov. 4, 2005 (Sharks 1 @ Anaheim 0 OT)

Last Anaheim Overtime Win At Sharks — March 22, 2003 (Anaheim 3 @ Sharks 2 OT)

Last Sharks Shootout Win — Dec. 16, 2007 (Sharks 2 @ Anaheim 1 SO)

Last Sharks Shootout Loss — Nov. 17, 2007 (Anaheim 3 @ Sharks 2 SO)

Most Goals By Sharks — 7, 2 times, MR, March 29, 2001 (Anaheim 4 @ Sharks 7)

Most Goals By Anaheim — 7, MR, Feb. 6, 2007 (Anaheim 7 @ Sharks 4)

Most Goals By Both Teams — 11, MR, Feb. 6, 2007 (Anaheim 7 @ Sharks 4)

Last Sharks Hat Trick — Jonathan Cheechoo, April 15, 2006 (Anaheim 3 @ Sharks 6)

Last Anaheim Hat Trick — Paul Kariya, March 29, 2001 (Anaheim 4 @ Sharks 7)

Last Sharks Penalty Shot — Milan Michalek (Unsuccessful — Jean-Sebastien Giguere), Dec. 16, 2007 (Sharks 2 @ Anaheim 1 SO)

Last Anaheim Penalty Shot — Todd Bertuzzi (Unsuccessful — Evgeni Nabokov), Dec. 22, 2007 (Anaheim 5 @ Sharks 2)

2008-09 DUCKS LEADERS**Goals****Assists****Points****Shots****GAA****Wins****Losses****Shutouts****Save %****2008-09 Record**

Corey Perry, 32

Ryan Getzlaf, 66

Ryan Getzlaf, 91

Corey Perry, 283

Jonas Hiller, 2.39

Jonas Hiller, 23

Jonas Hiller, 15

Jonas Hiller, 4

Jonas Hiller, .919

42-33-7, 91 pts.

2nd/Pacific Division
8th/Western Conference

2009 PLAYOFFS

Western Conference Quarterfinals: Defeated San Jose, 4-2

Western Conference Semifinals: Lost to Detroit, 4-3

**PHILIPS ARENA**

One Philips Drive
Atlanta, Ga. 30303

Phone: 404-878-3800 • **Fax:** 404-878-3712

G.M.: Don Waddell

Coach: John Anderson

P.R.: Rob Koch, Brian Potter, Rob Tillotson

Press Box: 404-878-3478/3479

PRACTICE FACILITY

Duluth Ice Forum
2300 Satellite Blvd.
Suite 200

Duluth, Ga. 30097

Phone: 404-878-3200

Fax: 404-878-3201

AHL AFFILIATE

Chicago Wolves



Bryan Little

ALL-TIME RECORD

VS. ATLANTA	W	L	T	OL
SJ ALL-TIME Record	8	0	2	1
SJ HOME	5	0	1	0
SJ ROAD	3	0	1	1

2008-09 RESULTS

DATE	SITE	W	L	OT	SJ	OPP
2/21/2009	H	1	0	0	3	1
TOTALS		1	0	0	3	1

NOTES

- On Jan. 10, 2004, the Sharks set a franchise record for most consecutive games recording a point at home (13, 8-0-3-2) in a 5-2 win over the Thrashers.
- On that same date, Patrick Marleau reached and surpassed the 300-point plateau with a goal (300) and assist (301).
- On Dec. 6, 2005, Marleau tied a franchise record for most points (1-8=9) in a three-game span set in Dec. 1992 by Kelly Kisio with three assists.
- Jeremy Roenick recorded his 700th assist in San Jose against the Thrashers on Feb. 21, 2009.

Last Sharks Win — Feb. 21, 2009 (Atlanta 1 @ Sharks 3)

Last Atlanta Win — Nov. 13, 2002 (Sharks 2 @ Atlanta 3 OT)

Last Sharks Shutout — Feb. 11, 2000 (Sharks 3 @ Atlanta 0) (Steve Shields)

Last Atlanta Shutout — None

Last Sharks Win At Home — Feb. 21, 2009 (Atlanta 1 @ Sharks 3)

Last Atlanta Win At Home — Nov. 13, 2002 (Sharks 2 @ Atlanta 3 OT)

Last Sharks Win At Atlanta — March 22, 2007 (Sharks 5 @ Atlanta 1)

Last Atlanta Win At Sharks — None

Last Sharks Overtime Win At Home — None

Last Atlanta Overtime Win At Home — Nov. 13, 2002 (Sharks 2 @ Atlanta 3 OT)

Last Sharks Overtime Win At Atlanta — None

Last Atlanta Overtime Win At Sharks — None

Last Sharks Shootout Win — None

Last Sharks Shootout Loss — None

Most Goals By Sharks — 5, 4 times, MR, March 22, 2007 (Sharks 5 @ Atlanta 1)

Most Goals By Atlanta — 3, 2 times, MR, Dec. 6, 2005 (Atlanta 3 @ Sharks 5)

Most Goals By Both Teams — 8, Dec. 6, 2005 (Atlanta 3 @ Sharks 5)

Last Sharks Hat Trick — Jonathan Cheechoo, March 22, 2007 (Sharks 5 @ Atlanta 1)

Last Atlanta Hat Trick — None

Last Sharks Penalty Shot — None

Last Atlanta Penalty Shot — None

2008-09 THRASHERS LEADERS

Goals	Ilya Kovalchuk, 43
Assists	Todd White, 51
Points	Ilya Kovalchuk, 91
Shots	Ilya Kovalchuk, 275
GAA	Kari Lehtonen, 3.06
Wins	Kari Lehtonen, 19
Losses	Kari Lehtonen, 22
Shutouts	Kari Lehtonen, 3
Save %	Kari Lehtonen, .911
2008-09 Record	35-41-6, 76 pts. 4th/Southeast Division 13th/Eastern Conference

2009 PLAYOFFS

Did not qualify

**TD BANKNORTH GARDEN**

100 Legends Way
Boston, Mass. 02114

Phone: 617-624-2327 • **Fax:** 617-523-7184

G.M.: Peter Chiarelli

Coach: Claude Julien

P.R.: Matthew Chmura, Eric Tosi

Press Box: 617-624-2900

PRACTICE FACILITY

Ristuccia Memorial Arena
190 Main St.
Wilmington, Mass. 01887

AHL AFFILIATE

Providence Bruins



David Krejci

ALL-TIME RECORD

VS. BOSTON	W	L	T	OL
SJ ALL-TIME Record	6	13	5	0
SJ HOME	4	6	2	0
SJ ROAD	2	7	3	0

2008-09 RESULTS

DATE	SITE	W	L	OT	SJ	OPP
2/10/2009	A	1	0	0	5	2
TOTALS		1	0	0	5	2

NOTES

- The Sharks are 5-3-1-0 in their last nine games vs. Boston.
- On Nov. 6, 2003, Vesa Toskala set career marks in shots faced (52) and saves (47) in a 5-5 tie.
- On Jan. 10, 2006, the Sharks defeated the Bruins in Boston for the first time in franchise history, which was Joe Thornton's first game against his former team following the Nov. 30, 2005 trade to San Jose. Thornton was ejected at 5:13 of the first period for cross-checking Hal Gill.
- Joe Thornton scored his first goal against Boston on Feb. 10, 2009, his second match against them since being traded from the Bruins in 2005.

Last Sharks Win — Feb., 10, 2009 (Sharks 5 @ Boston 2)

Last Boston Win — Oct. 13, 2007 (Boston 2 @ Sharks 1)

Last Sharks Shutout — None

Last Boston Shutout — Oct. 18, 1998 (Sharks 0 @ Boston 3) (Rob Tallas)

Last Sharks Win At Home — March 21, 2003 (Boston 2 @ Sharks 3)

Last Boston Win At Home — Dec. 23, 2002 (Sharks 2 @ Boston 5)

Last Sharks Win At Boston — Feb. 10, 2009 (Sharks 5 @ Boston 2)

Last Boston Win At Sharks — Oct. 13, 2007 (Boston 2 @ Sharks 1)

Last Sharks Overtime Win At Home — None

Last Boston Overtime Win At Home — None

Last Sharks Overtime Win At Boston — None

Last Boston Overtime Win At Sharks — None

Last Sharks Shootout Win — None

Last Sharks Shootout Loss — None

Most Goals By Sharks — 6, 3 times, MR, Jan. 10, 2006 (Sharks 6 @ Boston 2)

Most Goals By Boston — 8, Oct. 15, 1992 (Boston 8 @ Sharks 2)

Most Goals By Both Teams — 13, March 23, 1992 (Sharks 6 @ Boston 7)

Last Sharks Hat Trick — None

Last Boston Hat Trick — None

Last Sharks Penalty Shot — Patrick Marleau (Unsuccessful — Steve Shields), March 21, 2003 (Boston 2 @ Sharks 3)

Last Boston Penalty Shot — Rick Tocchet (Unsuccessful — Geoff Sarjeant), March 18, 1996 (Sharks 3 @ Boston 3)

2008-09 BRUINS LEADERS

Goals	Phil Kessel, 36
Assists	Marc Savard, 63
Points	Marc Savard, 88
Shots	Phil Kessel, 232
GAA	Tim Thomas, 2.10
Wins	Tim Thomas, 36
Losses	Manny Fernandez, 8
Shutouts	Tim Thomas, 5
Save %	Tim Thomas, .933
2008-09 Record	53-19-10, 116 pts. 1st/Northeast Division 1st/Eastern Conference

2009 PLAYOFFS

Eastern Conference Quarterfinals: Defeated Montreal, 4-0

Eastern Conference Semifinals: Lost to Carolina, 4-3



HSBC ARENA

One Seymour H. Knox III Plaza
Buffalo, N.Y. 14203

Phone: 716-855-4100 • **Fax:** 716-855-4162

G.M.: Darcy Regier

Coach: Lindy Ruff

P.R.: Michael Gilbert, Kevin Snow, Chris Bandura

Press Box: 716-855-4536

PRACTICE FACILITY

Pepsi Center
615 Amherst Manor Drive
Williamsville, N.Y. 14221

Phone: 716-631-7555

AHL AFFILIATE

Portland Pirates



Thomas Vanek

ALL-TIME RECORD

VS. BUFFALO	W	L	T	OL
SJ ALL-TIME Record	6	13	4	1
SJ HOME	5	2	4	0
SJ ROAD	1	11	0	1

2008-09 RESULTS

DATE	SITE	W	L	OT	SJ	OPP
2/13/2009	A	0	0	1	5	6
TOTALS		0	0	1	5	6

NOTES

- On Nov. 5, 1992 in San Jose, Larry DePalma and Dave Snugglerud scored goals seven seconds apart. They set a franchise record for the fastest two goals in a game during San Jose's 7-5 win.
- San Jose had never defeated the Sabres in Buffalo, until Dec. 2, 2005 — Joe Thornton's Sharks debut. In that game, a 5-0 San Jose win, goaltenders Evgeni Nabokov and Nolan Schaefer combined for the shutout, the first between the two teams.
- Buffalo has defeated San Jose just twice in California. The first win came on Nov. 12, 1991 at the Cow Palace. The next victory came 16 years later on Dec. 8, 2007 in a 7-1 decision at HP Pavilion.

Last Sharks Win — Dec. 2, 2005 (Sharks 5 @ Buffalo 0)

Last Buffalo Win — Feb. 13, 2009 (Sharks 5 @ Buffalo 6 SO)

Last Sharks Shutout — Dec. 2, 2005 (Sharks 5 @ Buffalo 0)
(Evgeni Nabokov and Nolan Schaefer)

Last Buffalo Shutout — None

Last Sharks Win At Home — Jan. 9, 2001 (Buffalo 1 @ Sharks 2)

Last Buffalo Win At Home — Feb. 13, 2009 (Sharks 5 @ Buffalo 6 SO)

Last Sharks Win At Buffalo — Dec. 2, 2005 (Sharks 5 @ Buffalo 0)

Last Buffalo Win At Sharks — Dec. 8, 2007 (Buffalo 7 @ Sharks 1)

Last Sharks Overtime Win At Home — March 15, 2000 (Buffalo 5 @ Sharks 6 OT)

Last Buffalo Overtime Win At Home — None

Last Sharks Overtime Win At Buffalo — None

Last Buffalo Overtime Win At Sharks — None

Last Sharks Shootout Win — None

Last Sharks Shootout Loss — Feb. 13, 2009 (Sharks 5 @ Buffalo 6 SO)

Most Goals By Sharks — 7, Nov. 5, 1992 (Buffalo 5 @ Sharks 7)

Most Goals By Buffalo — 7, 4 times, MR, Dec. 8, 2007 (Buffalo 7 @ Sharks 1)

Most Goals By Both Teams — 13, Feb. 14, 1992 (Sharks 6 @ Buffalo 7)

Last Sharks Hat Trick — None

Last Buffalo Hat Trick — Donald Audette, Nov. 8, 1995 (Sharks 2 @ Buffalo 7)

Last Sharks Penalty Shot — None

Last Buffalo Penalty Shot — None

2008-09 SABRES LEADERS

Goals

Thomas Vanek, 40

Assists

Jason Pominville, 46

Points

Derek Roy, 70

Shots

Jason Pominville, 239

GAA

Ryan Miller, 2.53

Wins

Ryan Miller, 34

Losses

Patrick Lalime, 13

Shutouts

Ryan Miller, 5

Save %

Ryan Miller, .918

2008-09 Record

41-32-9, 91 pts.

3rd/Northeast Division
10th/Eastern Conference

2009 PLAYOFFS

Did not qualify



PENGROWTH SADDLEDOME

P.O. Box 1540, Station M
Calgary, Alberta T2P 3B9

Phone: 403-777-4646 • **Fax:** 403-777-2171

G.M.: Darryl Sutter


Coach: Brent Sutter

P.R.: Peter Hanlon, Sean Kelso, Bernie Hargrave

Press Box: 403-264-0636

AHL AFFILIATE

Abbotsford Heat



Jarome Iginla

ALL-TIME RECORD

VS. CALGARY	W	L	T	OL
SJ ALL-TIME Record	30	41	8	3
SJ HOME	17	19	4	2
SJ ROAD	13	22	4	1

2008-09 RESULTS

DATE	SITE	W	L	OT	SJ	OPP
11/13/2008	H	1	0	0	6	1
1/6/2009	A	0	1	0	2	5
1/15/2009	H	0	1	0	2	3
3/30/2009	A	1	0	0	2	1
TOTALS		2	2	0	12	10

NOTES

- The Flames were responsible for San Jose's initial victory (Oct. 8, 1991, 4-3 at the Cow Palace) and first road win (Nov. 30, 1991, 2-1 at Calgary).
- On March 25, 2004, Mike Rathje passed Marcus Ragnarsson and became the Sharks all-time points leader among defensemen with 154 (27 goals and 127 assists).
- On Feb 24, 2007, Patrick Marleau skated in his 700th NHL game (the eighth youngest in NHL history).
- On April 5, 2007 at HP Pavilion, Joe Thornton had two assists to give him 90. He became only the third player in NHL history to have consecutive 90-assist seasons (Wayne Gretzky, 12 in a row from 1980-81 through 1991-92, and Mario Lemieux, 1988-89 and 1997-98).
- On Nov. 13, 2008 in a 6-1 win over Calgary, Christian Ehrhoff, Dan Boyle and Rob Blake had three assists each, marking the first time in franchise history three different defensemen recorded three assists in one game.

- Last Sharks Win** — March 30, 2009 (Sharks 2 @ Calgary 1)
- Last Calgary Win** — Jan. 15, 2009 (Calgary 3 @ Sharks 2)
- Last Sharks Shutout** — Feb. 6, 2002 (Calgary 0 @ Sharks 2) (Evgeni Nabokov)
- Last Calgary Shutout** — March 4, 2006 (Sharks 0 @ Calgary 2) (Miikka Kiprusoff)
- Last Sharks Win At Home** — Nov. 13, 2008 (Calgary 1 @ Sharks 6)
- Last Calgary Win At Home** — Jan. 6, 2009 (Sharks 2 @ Calgary 5)
- Last Sharks Win At Calgary** — March 30, 2009 (Sharks 2 @ Calgary 1)
- Last Calgary Win At Sharks** — Jan. 15, 2009 (Calgary 3 @ Sharks 2)
- Last Sharks Overtime Win At Home** — Oct. 29, 2005 (Calgary 2 @ Sharks 3 SO)
- Last Calgary Overtime Win At Home** — Nov. 10, 1999 (Sharks 3 @ Calgary 4 OT)
- Last Sharks Overtime Win At Calgary** — March 22, 1996 (Sharks 2 @ Calgary 1 OT)
- Last Calgary Overtime Win At Sharks** — Feb. 12, 2008 (Calgary 4 @ Sharks 3 OT)
- Last Sharks Shootout Win** — Oct. 29, 2005 (Calgary 2 @ Sharks 3 SO)
- Last Sharks Shootout Loss** — None
- Most Goals By Sharks** — 8, Dec. 4, 2000 (Sharks 8 @ Calgary 0)
- Most Goals By Calgary** — 13, Feb. 10, 1993 (Sharks 1 @ Calgary 13)
- Most Goals By Both Teams** — 14, Feb. 10, 1993 (Sharks 1 @ Calgary 13)
- Last Sharks Hat Trick** — Alexei Yegorov, Feb. 20, 1996 (Sharks 3 @ Calgary 5)
- Last Calgary Hat Trick** — Owen Nolan, Jan. 30, 2008 (Sharks 4 @ Calgary 5)
- Last Sharks Penalty Shot** — None
- Last Calgary Penalty Shot** — Tony Amonte (Unsuccessful — Nolan Schaefer), Oct. 29, 2005 (Calgary 2 @ Sharks 3 SO)

2008-09 FLAMES LEADERS

Goals	Mike Cammalleri, 39
Assists	Jarome Iginla, 54
Points	Jarome Iginla, 89
Shots	Jarome Iginla, 289
GAA	Miikka Kiprusoff, 2.84
Wins	Miikka Kiprusoff, 45
Losses	Miikka Kiprusoff, 24
Shutouts	Miikka Kiprusoff, 4
Save %	Miikka Kiprusoff, .903
2008-09 Record	46-30-6, 98 pts. 2nd/Northwest Division 5th/Western Conference

2009 PLAYOFFS

Western Conference Quarterfinals: Lost to Chicago, 4-2

**RBC CENTER**

1400 Edwards Mill Road
Raleigh, N.C. 27607

Phone: 919-467-7825 • **Fax:** 919-462-0123

G.M.: Jim Rutherford

Coach: Paul Maurice

P.R.: Mike Sundheim, Kyle Hanlin

Press Box: 919-861-2300

Exts.: 6531, 6562, 6563, 6564

PRACTICE FACILITY

Rec Zone
912 Hodges St.
Raleigh, N.C. 27608
Phone: 919-754-0441

AHL AFFILIATE

Albany River Rats



Eric Staal

ALL-TIME RECORD

VS. CAROLINA	W	L	T	OL
SJ ALL-TIME Record	13	11	0	1
SJ HOME	8	4	0	1
SJ ROAD	5	7	0	0
Hfd	3	3	0	0
Car	2	4	0	0

2008-09 RESULTS

DATE	SITE	W	L	OT	SJ	OPP
2/5/2009	H	0	0	1	3	4
TOTALS		0	0	1	3	4

NOTES

- On Dec. 3, 1992 vs. Hartford at the Cow Palace, Rob Gaudreau recorded the first hat trick in Sharks history.
- On Feb. 5, 2003 in San Jose, three Sharks defensemen (Brad Stuart, Bryan Marchment and Mike Rathje) each scored a goal — the first time Sharks defensemen did this since Jan. 1, 2002.
- On Dec. 10, 2005 at HP Pavilion, Joe Thornton set a franchise record for consecutive multi-point games (five) in San Jose's 4-3 win over the Hurricanes.
- The Sharks lost to the 2006 Stanley Cup Champion Hurricanes in their only meeting of the 2006-07 regular season. The loss ended a franchise-record 10-game point streak.

Last Sharks Win — Dec. 10, 2005 (Carolina 3 @ Sharks 4)

Last Carolina Win — Feb. 5, 2009 (Carolina 4 @ Sharks 3 SO)

Last Sharks Shutout — Feb. 10, 2002 (Carolina 0 @ Sharks 4) (Evgeni Nabokov)

Last Carolina Shutout — Oct. 28, 2003 (San Jose 0 @ Carolina 3) (Kevin Weeks)

Last Sharks Win At Home — Dec. 10, 2005 (Carolina 3 @ Sharks 4)

Last Carolina Win At Home — March 24, 2007 (San Jose 4 @ Carolina 6)

Last Sharks Win At Carolina — Oct. 24, 2000 (Sharks 3 @ Carolina 2)

Last Carolina Win At Sharks — Feb. 5, 2009 (Carolina 4 @ Sharks 3 SO)

Last Sharks Overtime Win At Home — None

Last Carolina Overtime Win At Home — None

Last Sharks Overtime Win At Carolina — None

Last Carolina Overtime Win At Sharks — None

Last Sharks Shootout Win — None

Last Sharks Shootout Loss — Feb. 5, 2009 (Carolina 4 @ Sharks 3)

Most Goals By Sharks — 8, 2 times, MR, Jan. 30, 1996 (Hartford 2 @ Sharks 8)

Most Goals By Carolina — 7, 2 times, MR, Nov. 7, 1995 (Hartford 7 @ Sharks 3)

Most Goals By Both Teams — 12, Dec. 3, 1992 (Hartford 7 @ Sharks 5)

Last Sharks Hat Trick — Kevin Miller, Jan. 30, 1996 (Hartford 2 @ Sharks 8)

Last Carolina Hat Trick — Josef Vasicek, Oct. 28, 2003 (Sharks 0 @ Carolina 3)

Last Sharks Penalty Shot — None

Last Carolina Penalty Shot — Matt Cullen (Successful — Evgeni Nabokov), Feb. 5, 2009 (Carolina 4 @ Sharks 3)

2008-09 HURRICANES LEADERS

Goals	Eric Staal, 40
Assists	Ray Whitney, 53
Points	Ray Whitney, 77
Shots	Eric Staal, 372
GAA	Cam Ward, 2.44
Wins	Cam Ward, 39
Losses	Michael Leighton, 7
Shutouts	Cam Ward, 6
Save %	Cam Ward, .916
2008-09 Record	45-30-7, 97 pts.
	2nd/Southeast Division
	6th/Eastern Conference

2009 PLAYOFFS

Eastern Conference Quarterfinals: Defeated New Jersey, 4-3

Eastern Conference Semifinals: Defeated Boston, 4-3

Eastern Conference Finals: Lost to Pittsburgh, 4-0



CHICAGO BLACKHAWKS



UNITED CENTER

1901 W. Madison St.
Chicago, Ill. 60612

Phone: 312-455-7000 • **Fax:** 312-455-7041

G.M.: Stan Bowman

Coach: Joel Quenneville

P.R.: Brandon Faber, Adam Rogowin, Paul Kennedy

Press Box: 312-455-4678

PRACTICE FACILITY

The Edge

735 E. Jefferson St.
Bensenville, Ill. 60106

Phone: 630-350-8411

Fax: 630-350-8415

AHL AFFILIATE

Rockford Ice Hogs



Dustin Byfuglien

ALL-TIME RECORD

VS. CHICAGO	W	L	T	OL
SJ ALL-TIME Record	36	22	5	4
SJ HOME	19	10	3	1
SJ ROAD	17	12	2	3

2008-09 RESULTS

DATE	SITE	W	L	OT	SJ	OPP
11/16/2008	A	1	0	0	6	5
11/26/2008	H	1	0	0	3	2
1/31/2009	H	0	1	0	2	4
3/25/2009	A	0	0	1	5	6
TOTALS		2	1	1	16	17

NOTES

- On Oct. 4, 1999 in a 7-1 victory at San Jose, Owen Nolan and Jeff Friesen recorded hat tricks, the first multiple hat trick game in franchise history.
- On Feb. 3, 2007 at HP Pavilion, Vesa Toskala became the first Sharks goaltender to have a multi-point game with two assists.
- On March 13, 2007, Bill Guerin recorded a hat trick (with his third goal coming on his first successful penalty shot) in a 7-1 victory at HP Pavilion.
- On March 21, 2007 at Chicago, the Sharks established a franchise record for most regular season wins (45) in a 4-1 victory.

Last Sharks Win — Nov. 26, 2008 (Chicago 2 @ Sharks 3)

Last Chicago Win — March 25, 2009 (Sharks 5 @ Chicago 6 SO)

Last Sharks Shutout — Feb. 22, 2007 (Sharks 2 @ Chicago 0) (Evgeni Nabokov)

Last Chicago Shutout — March 6, 1999 (Chicago 4 @ Sharks 0) (Jocelyn Thibault)

Last Sharks Win At Home — Nov. 26, 2008 (Chicago 2 @ Sharks 3)

Last Chicago Win At Home — March 25, 2009 (Sharks 5 @ Chicago 6 SO)

Last Sharks Win At Chicago — Nov. 16, 2008 (Sharks 6 @ Chicago 5)

Last Chicago Win At Sharks — Jan. 31, 2009 (Chicago 4 @ Sharks 2)

Last Sharks Overtime Win At Home — Feb. 10, 2001 (Chicago 2 @ Sharks 3 OT)

Last Chicago Overtime Win At Home — Nov. 11, 2001 (Sharks 2 @ Chicago 3 OT)

Last Sharks Overtime Win At Chicago — March 26, 2006 (Sharks 5 @ Chicago 4 OT)

Last Chicago Overtime Win At Sharks — March 17, 2003 (Chicago 3 @ Sharks 2 OT)

Last Sharks Shootout Win — Feb. 2, 2008 (Chicago 2 @ Sharks 3 SO)

Last Sharks Shootout Loss — March 25, 2009 (Sharks 5 @ Chicago 6 SO)

Most Goals By Sharks — 7, 3 times, MR, March 13, 2007 (Chicago 1 @ Sharks 7)

Most Goals By Chicago — 7, 3 times, MR, Feb. 13, 1997 (Sharks 3 @ Chicago 7)

Most Goals By Both Teams — 11, 2 times, MR, March 25, 2009 (Sharks 5 @ Chicago 6)

Last Sharks Hat Trick — Bill Guerin, March 13, 2007 (Chicago 1 @ Sharks 7)

Last Chicago Hat Trick — Tyler Arnason, Dec. 28, 2002 (Chicago 3 @ Sharks 3 OT)

Last Sharks Penalty Shot — None

Last Chicago Penalty Shot — None

2008-09 BLACKHAWKS LEADERS

Goals	Jonathan Towes, 34
Assists	Martin Havlat, 48
Points	Martin Havlat, 77
Shots	Patrick Kane, 254
GAA	Nikolai Khabibulin, 2.33
Wins	Nikolai Khabibulin, 25
Losses	Nikolai Khabibulin, 8
Shutouts	Nikolai Khabibulin and Cristobal Huet, 3
Save %	Nikolai Khabibulin, .919
2008-09 Record	46-24-12, 104 pts. 2nd/Central Division 4th/Western Conference

2009 PLAYOFFS

Western Conference Quarterfinals: Defeated Calgary, 4-2

Western Conference Semifinals: Defeated Vancouver, 4-2

Western Conference Finals: Lost to Detroit, 4-1



PEPSI CENTER

1000 Chopper Circle
Denver, Colo. 80204

Phone: 303-405-1100 • **Fax:** 303-893-0614

G.M.: Greg Sherman

Coach: Joe Sacco

P.R.: Jean Martineau, Brendan McNicholas

Press Box: 303-575-1926

PRACTICE FACILITY

South Suburban
Family Sports Center
6901 S. Peoria St.
Englewood, Colo. 80112

AHL AFFILIATE

Lake Erie Monsters



Milan Hejduk

ALL-TIME RECORD

VS. COLORADO	W	L	T	OL
SJ ALL-TIME Record	23	34	5	1
SJ HOME	13	18	1	0
SJ ROAD All-Time	10	16	4	1
Col	10	13	4	1
Que	0	3	0	0

2008-09 RESULTS

DATE	SITE	W	L	OT	SJ	OPP
11/2/2008	A	1	0	0	5	3
1/27/2009	A	1	0	0	3	0
3/22/2009	H	1	0	0	3	1
4/7/2009	H	1	0	0	1	0
TOTALS		4	0	0	9	4

NOTES

- Evgeni Nabokov is 7-12-2 with a 2.86 goals-against average and three shutouts vs. Colorado.
- On Nov. 8, 2005 at the Pepsi Center, Pierre Turgeon became the 34th player in NHL history to score 500 goals.
- On March 18, 2007 in Colorado, Ron Wilson became the 13th in NHL history to coach 1,000 games.
- On April 7, 2009 at San Jose, Evgeni Nabokov and Peter Budaj both earned a shutout as the game was scoreless in regulation. San Jose recorded the first 1-0 shootout win in franchise history. This was Nabokov's seventh shutout of the season, 47th of his career.

Last Sharks Win — April 7, 2009 (Colorado 0 @ Sharks 1 SO)

Last Colorado Win — Feb. 6, 2008 (Colorado 3 @ Sharks 1)

Last Sharks Shutout — April 7, 2009 (Colorado 0 @ Sharks 1 SO) (Evgeni Nabokov)

Last Colorado Shutout — April 7, 2009 (Colorado 0 @ Sharks 1 SO) (Peter Budaj)

Last Sharks Win At Home — April 7, 2009 (Colorado 0 @ Sharks 1 SO)

Last Colorado Win At Home — Oct. 7, 2007 (Sharks 2 @ Colorado 6)

Last Sharks Win At Colorado — Nov. 2, 2008 (Sharks 5 @ Colorado 3)

Last Colorado Win At Sharks — Feb. 6, 2008 (Colorado 3 @ Sharks 1)

Last Sharks Overtime Win At Home — April 4, 1997 (Colorado 6 @ Sharks 7 OT)

Last Colorado Overtime Win At Home — March 18, 2007 (Sharks 3 @ Colorado 4 OT)

Last Sharks Overtime Win At Colorado — Jan. 15, 2002 (Sharks 1 @ Colorado 0 OT)

Last Colorado Overtime Win At Sharks — Jan. 27, 1996 (Colorado 4 @ Sharks 3 OT)

Last Sharks Shootout Win — April 7, 2009 (Colorado 0 @ Sharks 1 SO)

Last Sharks Shootout Loss — None

Most Goals By Sharks — 7, 3 times, MR, April 4, 1997 (Colorado 6 @ Sharks 7 OT)

Most Goals By Colorado — 12, Dec. 5, 1995 (Sharks 2 @ Colorado 12)

Most Goals By Both Teams — 15, Dec. 12, 1992 (Quebec 8 @ Sharks 7)

Last Sharks Hat Trick — Tony Granato, April 4, 1997 (Colorado 6 @ Sharks 7 OT)

Last Colorado Hat Trick — Steven Reinprecht, Jan. 4, 2002 (Colorado 6 @ Sharks 1)

Last Sharks Penalty Shot — Mike Grier (Unsuccessful — Jose Theodore), Dec. 7, 2006 (Colorado 5 @ Sharks 2)

Last Colorado Penalty Shot — None

2008-09 AVALANCHE LEADERS

Goals

Assists

Points

Shots

GAA

Wins

Losses

Shutouts

Save %

2008-09 Record

Milan Hejduk, 27

Ryan Smyth, 33

Milan Hejduk and Ryan Smith, 59

Ryan Smith, 257

Peter Budaj, 2.86

Peter Budaj, 20

Andrew Raycroft, 16

Peter Budaj, 2

Peter Budaj, .899

32-45-5, 69 pts.

5th/Northwest Division

15th/Western Conference

2009 PLAYOFFS

Did not qualify

**NATIONWIDE ARENA**

200 W. Nationwide Blvd.
Columbus, Ohio 43215

Phone: 614-246-4625 • **Fax:** 614-246-4007

G.M.: Scott Howson

Coach: Ken Hitchcock

P.R.: Todd Sharrock, Ryan Holtmann

Press Box: 614-246-3251/3252

PRACTICE FACILITY

Dispatch Ice Haus
200 W. Nationwide Blvd.

Columbus, Ohio 43215

Phone: 614-246-3380

AHL AFFILIATE

Syracuse Crunch



R.J. Umberger

ALL-TIME RECORD

VS. COLUMBUS	W	L	T	OL
SJ ALL-TIME Record	22	7	0	3
SJ HOME	15	0	0	1
SJ ROAD	7	7	0	2

2008-09 RESULTS

DATE	SITE	W	L	OT	SJ	OPP
10/14/2008	H	1	0	0	5	2
12/4/2008	H	1	0	0	3	2
12/17/2008	A	0	0	1	1	2
2/7/2009	A	0	0	1	2	3
TOTALS		2	0	2	11	9

NOTES

- On Oct. 25, 2000, Gary Suter scored the franchise's first goal against the Blue Jackets in his 1,000th NHL game.
- San Jose set a franchise record for most goals scored in a home game (10) on March 30, 2002 in a 10-2 win.
- On Feb. 14, 2004 at Columbus, San Jose had a club record 50 shots on goal.
- On March 16, 2007, the Sharks tied a franchise record for wins (44) and shutouts in a season (11) in a 3-0 victory. Joe Thornton's goal in the first period set a Sharks franchise record for most points in a season (94).

Last Sharks Win — Dec. 4, 2008 (Columbus 2 @ Sharks 3)

Last Columbus Win — Feb. 7, 2009 (Sharks 2 @ Columbus 3 OT)

Last Sharks Shutout — March 16, 2007 (Sharks 3 @ Columbus 0) (Evgeni Nabokov)

Last Columbus Shutout — Feb. 16, 2007 (Sharks 0 @ Columbus 3) (Frederic Norrena)

Last Sharks Win At Home — Dec. 4, 2008 (Columbus 2 @ Sharks 3)

Last Columbus Win At Home — Feb. 7, 2009 (Sharks 2 @ Columbus 3 OT)

Last Sharks Win At Columbus — Feb. 27, 2008 (Sharks 4 @ Columbus 2)

Last Columbus Win At Sharks — Jan. 8, 2004 (Columbus 3 @ Sharks 2 OT)

Last Sharks Overtime Win At Home — Feb. 8, 2008 (Columbus 1 @ Sharks 2 OT)

Last Columbus Overtime Win At Home — Feb. 7, 2009 (Sharks 2 @ Columbus 3 OT)

Last Sharks Overtime Win At Columbus — Feb. 14, 2004 (Sharks 2 @ Columbus 1 OT)

Last Columbus Overtime Win At Sharks — Jan. 8, 2004 (Columbus 3 @ Sharks 2 OT)

Last Sharks Shootout Win — None

Last Sharks Shootout Loss — None

Most Goals By Sharks — 10, March 30, 2002 (Columbus 2 @ Sharks 10)

Most Goals By Columbus — 6, Jan. 24, 2002 (Sharks 2 @ Columbus 6)

Most Goals By Both Teams — 12, March 30, 2002 (Columbus 2 @ Sharks 10)

Last Sharks Hat Trick — Ryane Clowe, Jan. 6, 2007 (Columbus 2 @ Sharks 5)

Last Columbus Hat Trick — Espen Knutsen, Jan. 24, 2002 (Sharks 2 @ Columbus 6)

Last Sharks Penalty Shot — Jonathan Cheechoo (Successful — Pascal Leclaire), Feb. 23, 2004 (Columbus 2 @ Sharks 4)

Last Columbus Penalty Shot — Rick Nash (Unsuccessful — Evgeni Nabokov), Feb. 8, 2008 (Columbus 1 @ Sharks 2)

2008-09 BLUE JACKETS LEADERS

Goals	Rick Nash, 40
Assists	Rick Nash, 39
Points	Rick Nash, 79
Shots	Rick Nash, 263
GAA	Steve Mason, 2.29
Wins	Steve Mason, 33
Losses	Pascal Leclaire, 6
Shutouts	Steve Mason 10
Save %	Steve Mason, .916
2008-09 Record	41-31-10, 92 pts. 4th/Central Division 7th/Western Conference

2009 PLAYOFFS

Western Conference Quarterfinals: Lost to Detroit, 4-0

**AMERICAN AIRLINES CENTER**

2500 Victory Way
Dallas, Texas 75219

Phone: 214-655-4600 • **Fax:** 214-387-5564

G.M.: Joe Nieuwendyk

Coach: Marc Crawford

P.R.: Rob Scichili, Jason Rademan

Press Box: 214-665-4600

Press Box Fax: 214-655-4601

**PRACTICE FACILITY/
OFFICES**

Dr. Pepper Arena
2601 Avenue of the Stars
Frisco, Texas 75034

Phone: 214-387-5500

Fax: 214-387-5610

AHL AFFILIATE

Texas Stars



Brenden Morrow

ALL-TIME RECORD

VS. DALLAS	W	L	T	OL
SJ ALL-TIME Record	37	41	5	6
SJ HOME	17	22	1	5
SJ ROAD All-Time	20	19	4	1
Dal	20	16	4	1
Min	0	3	0	0

2008-09 RESULTS

DATE	SITE	W	L	OT	SJ	OPP
11/8/2008	H	1	0	0	2	1
11/28/2008	A	1	0	0	6	2
12/29/2008	A	1	0	0	3	1
2/23/2009	A	1	0	0	1	0
3/3/2009	H	0	1	0	1	4
3/21/2009	H	1	0	0	5	2
TOTALS		5	1	0	18	10

NOTES

- On Feb. 10, 2006, Patrick Marleau, Joe Thornton, Jonathan Cheechoo and Milan Michalek all had multi-point games as the Sharks defeated the Stars, 6-3, at HP Pavilion. The win was the first by the Sharks in 13 regulation games against Marty Turco.
- On Dec. 31, 2006, Patrick Marleau passed Owen Nolan for first on San Jose's all-time assists list (246) while Joe Thornton scored his 200th NHL goal in a 4-2 win at American Airlines Arena.
- On Jan. 30, 2007, San Jose's NHL record of consecutive games without going into overtime ended at 49 in a 3-2 shootout loss at HP Pavilion. The streak was the longest single season streak since the overtime period debuted in 1983-84.
- On Oct. 29, 2007, rookie Devin Setoguchi scored two goals, including the game-winner in his NHL debut, in San Jose's 4-2 win.

Last Sharks Win — March 21, 2009 (Dallas 2 @ Sharks 5)

Last Dallas Win — March 3, 2009 (Dallas 4 @ Sharks 1)

Last Sharks Shutout — Feb. 23, 2009 (Sharks 1 @ Dallas 0) (Evgeni Nabokov)

Last Dallas Shutout — Dec. 21, 2006 (Sharks 0 @ Dallas 3) (Marty Turco)

Last Sharks Win At Home — March 21, 2009 (Dallas 2 @ Sharks 5)

Last Dallas Win At Home — April 6, 2008 (Sharks 2 @ Dallas 4)

Last Sharks Win At Dallas — Feb. 23, 2009 (Sharks 1 @ Dallas 0)

Last Dallas Win At Sharks — March 3, 2009 (Dallas 4 @ Sharks 1)

Last Sharks Overtime Win At Home — March 27, 2008 (Dallas 2 @ Sharks 3 OT)

Last Dallas Overtime Win At Home — Jan. 30, 2006 (Sharks 2 @ Dallas 3 OT)

Last Sharks Overtime Win At Dallas — April 3, 2006 (Sharks 3 @ Dallas 2 OT)

Last Dallas Overtime Win At Sharks — Nov. 17, 2001 (Dallas 3 @ Sharks 2 OT)

Last Sharks Shootout Win — Nov. 14, 2007 (Sharks 4 @ Dallas 3 SO)

Last Sharks Shootout Loss — Nov. 12, 2005 (Dallas 3 @ Sharks 2 SO)

Most Goals By Sharks — 7, Feb. 6, 1994 (Sharks 7 @ Dallas 1)

Most Goals By Dallas — 10, Nov. 28, 1992 (Sharks 3 @ Minnesota 10)

Most Goals By Both Teams — 13, Nov. 28, 1992 (Sharks 3 @ Minnesota 10)

Last Sharks Hat Trick — Mike Ricci, April 7, 2001 (Dallas 5 @ Sharks 4 OT)

Last Dallas Hat Trick — Mike Modano, Feb. 21, 1994 (Dallas 6 @ Sharks 3)

Last Sharks Penalty Shot — Patrick Marleau (Unsuccessful — Marty Turco), Dec. 29, 2008 (Sharks 3 @ Dallas 1)

Last Dallas Penalty Shot — Sergei Zubov (Unsuccessful — Evgeni Nabokov), Nov. 7, 2007 (Dallas 3 @ Sharks 1)

2008-09 STARS LEADERS**Goals**

Loui Erickson 36

Assists

Mike Ribeiro, 56

Points

Mike Ribeiro, 78

Shots

Mike Modano, 197

GAA

Marty Turco, 2.81

Wins

Marty Turco, 33

Losses

Marty Turco, 31

Shutouts

Marty Turco, 3

Save %

Marty Turco, .898

2008-09 Record

36-35-11, 83 pts.
3rd/Pacific Division
12th/Western Conference

2009 PLAYOFFS

Did not qualify

**JOE LOUIS ARENA**

19 Steve Yzerman Drive
Detroit, Mich. 48226

Phone: 313-396-7544 • **Fax:** 313-567-0296

G.M.: Ken Holland

Coach: Mike Babcock

P.R.: John Hahn, Todd Beam, Lisa Hickok, Kelli Kearly

Press Box: 313-396-7957

AHL AFFILIATE

Grand Rapids Griffins



Tomas Holmstrom

ALL-TIME RECORD

VS. DETROIT	W	L	T	OL
SJ ALL-TIME Record	18	42	4	3
SJ HOME	14	16	3	1
SJ ROAD	4	26	1	2

2008-09 RESULTS

DATE	SITE	W	L	OT	SJ	OPP
10/30/2008	H	1	0	0	4	2
12/18/2008	A	0	1	0	0	6
1/17/2009	H	1	0	0	6	5
2/25/2009	A	0	1	0	1	4
TOTALS		2	2	0	11	17

NOTES

- On April 6, 2002 in a 6-3 victory in San Jose, Patrick Marleau recorded the Sharks first hat trick against the Red Wings (and first of his career).
- On Feb. 10, 2003, Brett Hull scored his 700th NHL goal in a game vs. San Jose at Joe Louis Arena.
- On Feb. 11, 2004 at Detroit, Mike Ricci played in his 1,000th NHL game.
- On Jan. 4, 2007 at HP Pavilion, San Jose set a franchise record for most consecutive goals in a game (nine), most power play goals in a game (six) and in a period (four, third). The onslaught came after Detroit took a 3-0 lead. The Sharks won the game, 9-4.
- On Oct. 30, 2008, Jamie McGinn recorded his first NHL goal and NHL assist in a 4-2 victory at San Jose.

Last Sharks Win — Jan. 17, 2009 (Detroit 5 @ Sharks 6)

Last Detroit Win — Feb. 25, 2009 (Sharks 1 @ Detroit 4)

Last Sharks Shutout — March 27, 2003 (Detroit 0 @ Sharks 3) (Vesa Toskala)

Last Detroit Shutout — Dec. 18, 2009 (Sharks 0 @ Detroit 6) (Ty Conklin)

Last Sharks Win At Home — Jan. 17, 2009 (Detroit 5 @ Sharks 6)

Last Detroit Win At Home — Feb. 25, 2009 (Sharks 1 @ Detroit 4)

Last Sharks Win At Detroit — Feb. 29, 2008 (Sharks 3 @ Detroit 2)

Last Detroit Win At Sharks — Jan. 19, 2008 (Detroit 6 @ Sharks 3)

Last Sharks Overtime Win At Home — None

Last Detroit Overtime Win At Home — Oct. 17, 2005 (Sharks 2 @ Detroit 3 OT)

Last Sharks Overtime Win At Detroit — None

Last Detroit Overtime Win At Sharks — Oct. 4, 2001 (Detroit 4 @ Sharks 3 OT)

Last Sharks Shootout Win — None

Last Sharks Shootout Loss — None

Most Goals By Sharks — 9, Jan. 4, 2007 (Detroit 4 @ Sharks 9)

Most Goals By Detroit — 11, Feb. 15, 1991 (Sharks 1 @ Detroit 11)

Most Goals By Both Teams — 13, Jan. 6, 1994 (Detroit 10 @ Sharks 3)

Last Sharks Hat Trick — Patrick Marleau, April 6, 2002 (Detroit 3 @ Sharks 6)

Last Detroit Hat Trick — Mathieu Schneider, Nov. 26, 2005 (Detroit 7 @ Sharks 6)

Last Sharks Penalty Shot — Nils Ekman (Unsuccessful — Manny Legace), Feb. 28, 2006 (Detroit 1 @ Sharks 5)

Last Detroit Penalty Shot — Igor Larionov (Successful — Arturs Irbe), Nov. 22, 1995 (Sharks 2 @ Detroit 5)

2008-09 RED WINGS LEADERS

Goals	Marian Hossa, 40
Assists	Pavel Datsyuk, 65
Points	Pavel Datsyuk, 97
Shots	Henrik Zetterberg, 309
GAA	Ty Conklin, 2.51
Wins	Chris Osgood, 26
Losses	Chris Osgood, 9
Shutouts	Ty Conklin, 6
Save %	Ty Conklin, .909
2008-09 Record	51-21-10, 112 pts.
	1st/Central Division
	2nd/Western Conference
	Western Conference Champions

2009 PLAYOFFS

Western Conference Quarterfinals: Defeated Columbus, 4-0

Western Conference Semifinals: Defeated Anaheim, 4-3

Western Conference Finals: Defeated Chicago, 4-1

Stanley Cup Finals: Lost to Pittsburgh, 4-3

**REXALL PLACE**

7424 118th Ave.

Edmonton, Alberta T5B 4M9

Phone: 780-414-4000 • **Fax:** 780-409-5848**G.M.:** Steve Tambellini**Coach:** Pat Quinn**P.R.:** J.J. Hebert**Press Box:** 780-409-3780**TEAM OFFICES/
MAILING ADDRESS**

11230 110th St.

Edmonton, Alberta

T5G 3H7

AHL AFFILIATE

Springfield Falcons

*Fernando Pisani***ALL-TIME RECORD**

VS. EDMONTON	W	L	T	OL
SJ ALL-TIME Record	30	34	12	5
SJ HOME	19	13	6	3
SJ ROAD	11	21	6	2

2008-09 RESULTS

DATE	SITE	W	L	OT	SJ	OPP
12/6/2008	H	0	0	1	2	3
1/9/2009	A	1	0	0	4	1
2/17/2009	H	1	0	0	4	2
4/2/2009	A	1	0	0	2	1
TOTALS		3	0	1	12	7

NOTES

- On Feb. 12, 2002 in Edmonton, the Sharks played the first penalty-free game in team history.
- On Oct. 17, 2002, Vincent Damphousse recorded his 400th NHL goal (the 71st player in League history) in a 4-3 victory at San Jose.
- On Oct. 9, 2003, Milan Michalek scored his first NHL goal in a 5-2 loss at Edmonton.
- On Jan. 9, 2009, Brad Staubitz scored his first NHL goal in a 4-1 win at Edmonton.
- Patrick Marleau recorded his 600th career point with his 31st goal on Feb. 17, 2009, at San Jose.
- On April 2, 2009, San Jose completed a sweep of a Calgary-Edmonton road trip for the first time in franchise history with a 2-1 victory over the Oilers.

Last Sharks Win — April 2, 2009 (Sharks 2 @ Edmonton 1)**Last Edmonton Win** — Dec. 6, 2008 (Edmonton 3 @ Sharks 2 OT)**Last Sharks Shutout** — Jan. 29, 2008 (Sharks 3 @ Edmonton 0) (Evgeni Nabokov)**Last Edmonton Shutout** — Feb. 12, 1993 (Sharks 0 @ Edmonton 6) (Bill Ranford)**Last Sharks Win At Home** — Feb. 17, 2009 (Edmonton 2 @ Sharks 4)**Last Edmonton Win At Home** — Oct. 4, 2007 (Sharks 2 @ Edmonton 3 SO)**Last Sharks Win At Edmonton** — April 2, 2009 (Sharks 2 @ Edmonton 1)**Last Edmonton Win At Sharks** — Dec. 6, 2008 (Edmonton 3 @ Sharks 2 OT)**Last Sharks Overtime Win At Home** — Dec. 11, 2001 (Edmonton 4 @ Sharks 5 OT)**Last Edmonton Overtime Win At Home** — Nov. 11, 2005 (Sharks 1 @ Edmonton 2 SO)**Last Sharks Overtime Win At Edmonton** — None**Last Edmonton Overtime Win At Sharks** — Dec. 6, 2008 (Edmonton 3 @ Sharks 2 OT)**Last Sharks Shootout Win** — None**Last Sharks Shootout Loss** — March 16, 2008 (Edmonton 2 @ Sharks 1 SO)**Most Goals By Sharks** — 6, 4 times, MR, Jan. 24, 2001 (Edmonton 1 @ Sharks 6)**Most Goals By Edmonton** — 9, Jan. 21, 1992 (Sharks 2 @ Edmonton 9)**Most Goals By Both Teams** — 11, 2 times, MR, March 13, 1996 (Edmonton 8 @ Sharks 3)**Last Sharks Hat Trick** — Jonathan Cheechoo, Oct. 12, 2006 (Sharks 4 @ Edmonton 6)**Last Edmonton Hat Trick** — Ryan Smyth, Oct. 12, 2006 (Sharks 4 @ Edmonton 6)**Last Sharks Penalty Shot** — Jeff Friesen (Unsuccessful — Dominic Roussel), Jan. 24, 2001 (Edmonton 1 @ Sharks 6)**Last Edmonton Penalty Shot** — Mike Comrie (Unsuccessful — Vesa Toskala), April 3, 2003 (Sharks 3 @ Edmonton 3)**2008-09 OILERS LEADERS****Goals****Assists****Points****Shots****GAA****Wins****Losses****Shutouts****Save %****2008-09 Record**

Ales Hemsky and Sheldon Souray, 23

Ales Hemsky, 43

Ales Hemsky, 66

Sheldon Souray, 268

Dwayne Roloson, 2.77

Dwayne Roloson, 28

Mathieu Garon, 6

Dwayne Roloson, 1

Dwayne Roloson, .915

38-35-9, 85 pts.

4th/Northwest Division

11th/Western Conference

2009 PLAYOFFS

Did not qualify



BANKATLANTIC CENTER

One Panther Parkway
Sunrise, Fla. 33323

Phone: 954-835-7000 • **Fax:** 954-835-7700

Assistant G.M.: Randy Sexton

Coach: Peter DeBoer

P.R.: Justin Copertino, Matt Sacco

Press Box: 954-835-7753

PRACTICE FACILITY

Incredible Ice
3299 Sportsplex Drive
Coral Springs, Fla. 33065
Phone: 954-341-9956

AHL AFFILIATE

Rochester Americans



Stephen Weiss

ALL-TIME RECORD

VS. FLORIDA	W	L	T	OL
SJ ALL-TIME Record	9	5	7	0
SJ HOME	6	2	2	0
SJ ROAD	3	3	5	0

2008-09 RESULTS

DATE	SITE	W	L	OT	SJ	OPP
10/24/2008	A	0	1	0	3	4
TOTALS		0	1	0	3	4

NOTES

- Two Sharks recorded their first career hat tricks vs. Florida: Scott Thornton (March 7, 2001 in a 3-3 tie) and Alyn McCauley (Nov. 1, 2003 in a 6-2 win at Florida). McCauley also recorded his first multiple-goal game in that win.
- San Jose is 7-1-1 in their last nine vs. Florida.
- On Dec. 8, 2005 at HP Pavilion, the Sharks scored five or more goals in four consecutive games for the first time in franchise history in a 6-2 win over Florida. On the same day, Patrick Marleau set two franchise records: most points in a four-game span (12) and four consecutive three-point games.

Last Sharks Win — Oct. 31, 2006 (Sharks 2 @ Florida 1)
Last Florida Win — Oct. 24, 2008 (Sharks 3 @ Florida 4)
Last Sharks Shutout — Feb. 3, 2004 (Florida 0 @ Sharks 3) (Evgeni Nabokov)
Last Florida Shutout — None
Last Sharks Win At Home — Dec. 8, 2005 (Florida 2 @ Sharks 6)
Last Florida Win At Home — Oct. 24, 2009 (Sharks 3 @ Florida 4)
Last Sharks Win At Florida — Oct. 31, 2006 (Sharks 2 @ Florida 1)
Last Florida Win At Sharks — Jan. 8, 2000 (Florida 4 @ Sharks 2)
Last Sharks Overtime Win At Home — None
Last Florida Overtime Win At Home — None
Last Sharks Overtime Win At Florida — None
Last Florida Overtime Win At Sharks — None
Last Sharks Shootout Win — None
Last Sharks Shootout Loss — None
Most Goals By Sharks — 7, Nov. 16, 2002 (Sharks 7 @ Florida 3)
Most Goals By Florida — 5, Jan. 8, 1996 (Florida 5 @ Sharks 2)
Most Goals By Both Teams — 10, Nov. 16, 2002 (Sharks 7 @ Florida 3)
Last Sharks Hat Trick — Alyn McCauley, Nov 1, 2003 (Sharks 6 @ Florida 2)
Last Florida Hat Trick — None
Last Sharks Penalty Shot — None
Last Florida Penalty Shot — None

2008-09 PANTHERS LEADERS

Goals	David Booth, 31
Assists	Stephen Weiss, 47
Points	Stephen Weiss, 61
Shots	David Booth, 246
GAA	Tomas Vokoun, 2.49
Wins	Tomas Vokoun, 26
Losses	Craig Anderson, 7
Shutouts	Tomas Vokoun, 6
Save %	Craig Anderson, .924
2008-09 Record	41-30-11, 93 pts. 3rd/Southeast Division 9th/Eastern Conference

2009 PLAYOFFS

Did not qualify

**STAPLES CENTER**

1111 S. Figueroa St.

Los Angeles, Calif. 90015

Phone: 213-742-7100 • **Fax:** 213-742-7304**Pres./G.M.:** Dean Lombardi**Coach:** Terry Murray**P.R.:** Jeff Moeller, Mike Kalinowski, Jeremy Zager**Press Box:** 213-742-7480**PRACTICE FACILITY**

Toyota Sports Center

555 N. Nash St.

El Segundo, Calif. 90245

Phone: 310-535-4510**Fax:** 310-535-4507**AHL AFFILIATE**

Manchester Monarchs

*Drew Doughty***ALL-TIME RECORD**

VS. LOS ANGELES	W	L	T	OL
SJ ALL-TIME Record	53	41	7	3
SJ HOME	32	16	3	1
SJ ROAD	21	25	4	2

2008-09 RESULTS

DATE	SITE	W	L	OT	SJ	OPP
10/11/2008	H	1	0	0	3	1
10/12/2008	A	1	0	0	1	0
12/15/2008	A	1	0	0	3	2
2/19/2009	H	1	0	0	4	2
3/14/2009	H	1	0	0	2	1
4/11/2009	A	0	1	0	3	4
TOTALS		5	1	0	16	10

NOTES

- Evgeni Nabokov is 19-11-3 with a 2.03 goals-against average in 34 games against the Kings.
- In San Jose's 6-3 win on Nov. 22, 2006, Joe Pavelski scored his first NHL goal in his NHL debut. In addition, Marc-Edouard Vlasic scored his first NHL goal and recorded his first multi-point game (also had an assist).
- Patrick Marleau set a franchise record for most games played (672) as the Sharks beat the Kings, 3-1, on Dec. 12, 2006.
- Marleau became the all-time leading goal scorer (207) in Sharks history in a 5-2 win at Staples Center on Jan. 11, 2007.
- In a 4-2 loss on April 3, 2008 in Los Angeles, San Jose's consecutive game point streak ended at 20. In that period, the Sharks went 18-0-2.

Last Sharks Win — March 14, 2009 (Los Angeles 1 @ Sharks 2)**Last Los Angeles Win** — April 11, 2009 (Sharks 3 @ Los Angeles 4)**Last Sharks Shutout** — Oct. 12, 2008 (Sharks 1 @ Los Angeles 0) (Brian Boucher)**Last Los Angeles Shutout** — April 17, 2006 (Los Angeles 4 @ Sharks 0) (Jason Labarbera)**Last Sharks Win At Home** — March 14, 2009 (Los Angeles 1 @ Sharks 2)**Last Los Angeles Win At Home** — April 11, 2009 (Sharks 3 @ Los Angeles 4)**Last Sharks Win At Los Angeles** — Dec. 15, 2008 (Sharks 3 @ Los Angeles 2)**Last Los Angeles Win At Sharks** — Nov. 28, 2007 (Los Angeles 3 @ Sharks 2 SO)**Last Sharks Overtime Win At Home** — April 4, 2004 (Los Angeles 3 @ Sharks 4 OT)**Last Los Angeles Overtime Win At Home** — Jan. 13, 2003 (Sharks 2 @ Los Angeles 3 OT)**Last Sharks Overtime Win At Los Angeles** — Jan. 21, 2006 (Sharks 4 @ Los Angeles 3 OT)**Last Los Angeles Overtime Win At Sharks** — April 10, 1993 (Los Angeles 3 @ Sharks 2 OT)**Last Sharks Shootout Win** — March 14, 2009 (Los Angeles 1 @ Sharks 2 SO)**Last Sharks Shootout Loss** — Nov. 28, 2007 (Los Angeles 3 @ Sharks 2 SO)**Most Goals By Sharks** — 7, 4 times, MR, Nov. 9, 2006 (Sharks 7 @ Los Angeles 3)**Most Goals By Los Angeles** — 11, Nov. 8, 1992 (Los Angeles 11 @ Sharks 4)**Most Goals By Both Teams** — 15, Nov. 8, 1992 (Los Angeles 11 @ Sharks 4)**Last Sharks Hat Trick** — Jonathan Cheechoo, April 1, 2007 (Los Angeles 2 @ Sharks 6)**Last Los Angeles Hat Trick** — Mike Donnelly, Nov. 8, 1992 (Los Angeles 11 @ Sharks 4)**Last Sharks Penalty Shot** — Alexander Korolyuk (Unsuccessful — Jamie Storr), Nov. 24, 2001 (Sharks 1 @ Los Angeles 3)**Last Los Angeles Penalty Shot** — Ladislav Nagy (Unsuccessful — Evgeni Nabokov), Nov. 24, 2007 (Los Angeles 2 @ Sharks 1)**2008-09 KINGS LEADERS**

Goals
Assists
Points
Shots
GAA
Wins
Losses
Shutouts
Save %
2008-09 Record

Dustin Brown, 33
 Anze Kopitar, 45
 Anze Kopitar, 77
 Patrick O'Sullivan, 220
 Jonathan Quick, 2.48
 Jonathan Quick, 21
 Erik Ersberg, 11
 Jonathan Quick, 4
 Jonathan Quick, .914
 34-37-11, 79 pts.
 5th/Pacific Division
 14th/Western Conference

NHL

2009 PLAYOFFS

Did not qualify



XCEL ENERGY CENTER

317 Washington St.
St. Paul, Minn. 55102

Phone: 651-602-6000 • **Fax:** 651-293-9574

G.M.: Chuck Fletcher

Coach: Todd Richards

P.R.: Bill Robertson, Aaron Sickman, Ryan Stanzel

Press Box: 651-726-8600/8601

PRACTICE FACILITY

Parade Ice Garden
600 Kenwood Parkway
Minneapolis, Minn. 55403

Phone: 612-370-4846

Fax: 612-818-2402

AHL AFFILIATE

Houston Aeros



Andrew Brunette

ALL-TIME RECORD

VS. MINNESOTA	W	L	T	OL
SJ ALL-TIME Record	17	9	2	4
SJ HOME	8	5	1	2
SJ ROAD	9	4	1	2

2008-09 RESULTS

DATE	SITE	W	L	OT	SJ	OPP
11/4/2008	H	1	0	0	3	1
12/31/2008	A	0	0	1	2	3
3/5/2009	H	0	0	1	3	4
3/10/2009	A	1	0	0	5	4
TOTALS		2	0	2	13	12

NOTES

- The Sharks are 15-9-2-2 all-time vs. Minnesota and 9-1-2 in their last 12 games.
- Evgeni Nabokov has a career record of 11-8-2 vs. the Wild, with a 2.16 goals-against average in 21 games.
- The Sharks have killed 94.4 percent (51-for-54) of Minnesota's power plays on the road and 88.8 percent (95-for-107) overall.
- On March 5, 2009 at San Jose, the Sharks had no penalties for the entire game, the third time that has happened in franchise history (first time at home).

Last Sharks Win — March 10, 2009 (Sharks 5 @ Minnesota 4 OT)

Last Minnesota Win — March 5, 2009 (Minnesota 4 @ Sharks 3 OT)

Last Sharks Shutout — March 6, 2007 (Sharks 3 @ Minnesota 0) (Evgeni Nabokov)

Last Minnesota Shutout — Nov. 21, 2001 (Minnesota 2 @ Sharks 0) (Manny Fernandez)

Last Sharks Win At Home — Nov. 4, 2008 (Minnesota 1 @ Sharks 3)

Last Minnesota Win At Home — Dec. 31, 2008 (Sharks 2 @ Minnesota 3 OT)

Last Sharks Win At Minnesota — March 10, 2009 (Sharks 5 @ Minnesota 4 OT)

Last Minnesota Win At Sharks — March 5, 2009 (Minnesota 4 @ Sharks 3 OT)

Last Sharks Overtime Win At Home — None

Last Minnesota Overtime Win At Home — Oct. 31, 2002 (Sharks 1 @ Minnesota 2 OT)

Last Sharks Overtime Win At Minnesota — March 10, 2009 (Sharks 5 @ Minnesota 4 OT)

Last Minnesota Overtime Win At Sharks — March 5, 2009 (Minnesota 4 @ Sharks 3 OT)

Last Sharks Shootout Win — March 19, 2008 (Minnesota 3 @ Sharks 2 SO)

Last Sharks Shootout Loss — Feb. 2, 2006 (Minnesota 3 @ Sharks 2 SO)

Most Goals By Sharks — 5, 2 Times, MR, March 10, 2009 (Sharks 5 @ Minnesota 4)

Most Goals By Minnesota — 6, Oct. 19, 2005 (Sharks 1 @ Minnesota 6)

Most Goals By Both Teams — 9, March 10, 2009 (Sharks 5 @ Minnesota 4)

Last Sharks Hat Trick — None

Last Minnesota Hat Trick — Brian Rolston, Nov. 5, 2005 (Minnesota 3 @ Sharks 1)

Last Sharks Penalty Shot — Tomas Pihlhal (Successful — Niklas Backstrom), March 9, 2008 (Sharks 3 @ Minnesota 2 SO)

Last Minnesota Penalty Shot — Marian Gaborik (Successful — Vesa Toskala), Feb. 2, 2006 (Minnesota 3 @ Sharks 2 SO)

2008-09 WILD LEADERS

Goals

Assists

Points

Shots

GAA

Wins

Losses

Shutouts

Save %

2008-09 Record

Owen Nolan 25

Mikko Koivu, 47

Mikko Koivu, 67

Mikko Koivu, 236

Josh Harding, 2.21

Niklas Backstrom, 37

Josh Harding, 9

Niklas Backstrom, 8

Niklas Backstrom, .929

40-33-9, 89 pts.

3rd/Northwest Division

9th/Western Conference

2009 PLAYOFFS

Did not qualify

**CENTRE BELL**

1260 de la Gauchetière Street West
Montreal, Quebec H3B 5E8

Phone: 514-932-2582 • **Fax:** 514-932-8285

G.M.: Bob Gainey

Coach: Jacques Martin

P.R.: Dominick Saillant, Donald Beauchamp,
Jasmin Pilon, Sylvie Lambert

Press Box: 514-989-2872

PRACTICE FACILITY

Bell Sports Complex
8000 Blvd Leduc
Brossard, Quebec J4Y 0E9

Phone: 514-925-2089

Fax: 514-925-3565

AHL AFFILIATE

Hamilton Bulldogs



Scott Gomez

ALL-TIME RECORD

VS. MONTREAL	W	L	T	OL
SJ ALL-TIME Record	8	12	4	1
SJ HOME	6	3	2	1
SJ ROAD	2	9	2	0

2008-09 RESULTS

DATE	SITE	W	L	OT	SJ	OPP
2/28/2009	A	0	1	0	2	3
TOTALS		0	1	0	2	3

NOTES

- The Sharks are 15-for-53 (28.3 percent) on the power play at home vs. Montreal.
- On Jan. 27, 2002 in Montreal, Sergei Berezin scored Montreal's second goal, the 10,000th home goal for the Canadiens.
- The Sharks lost 6-2 in Montreal on Jan. 14, 2006, the only Eastern Conference opponent to defeat the Sharks in 2005-06.

Last Sharks Win — March 3, 2008 (Montreal 4 @ Sharks 6)

Last Montreal Win — Feb. 28, 2009 (Sharks 2 @ Montreal 3)

Last Sharks Shutout — March 12, 2001 (Montreal 0 @ Sharks 3) (Evgeni Nabokov and Mikka Kiprusoff)

Last Montreal Shutout — Feb. 12, 1996 (Sharks 0 @ Montreal 3) (Jocelyn Thibault)

Last Sharks Win At Home — March 3, 2008 (Montreal 4 @ Sharks 6)

Last Montreal Win At Home — Feb. 28, 2009 (Sharks 2 @ Montreal 3)

Last Sharks Win At Montreal — Dec. 17, 2002 (Sharks 3 @ Montreal 1)

Last Montreal Win At Sharks — Nov. 23, 1999 (Montreal 3 @ Sharks 2 OT)

Last Sharks Overtime Win At Home — Nov. 2, 1996 (Montreal 3 @ Sharks 4 OT)

Last Montreal Overtime Win At Home — None

Last Sharks Overtime Win At Montreal — None

Last Montreal Overtime Win At Sharks — Nov. 23, 1999 (Montreal 3 @ Sharks 2 OT)

Last Sharks Shootout Win — None

Last Sharks Shootout Loss — None

Most Goals By Sharks — 7, Feb. 26, 1996 (Montreal 4 @ Sharks 7)

Most Goals By Montreal — 8, Oct. 21, 1992 (Sharks 4 @ Montreal 8)

Most Goals By Both Teams — 12, Oct. 21, 1992 (Sharks 4 @ Montreal 8)

Last Sharks Hat Trick — None

Last Montreal Hat Trick — Stephane LeBeau, Feb. 12, 1992 (Sharks 1 @ Montreal 6)

Last Sharks Penalty Shot — None

Last Montreal Penalty Shot — None

2008-09 CANADIENS LEADERS

Goals	Alex Kovalev, 35
Assists	Alex Kovalev and Mark Streit, 49
Points	Alex Kovalev, 84
Shots	Chris Higgins, 241
GAA	Carey Price, 2.83
Wins	Carey Price, 23
Losses	Jaroslav Halak, 14
Shutouts	Jaroslav Halak and Carey Price, 1
Save %	Jaroslav Halak, .915
2008-09 Record	41-30-11, 93 pts. 2nd/Northeast Division 8th/Eastern Conference

2009 PLAYOFFS

Eastern Conference Quarterfinals: Lost to Boston, 4-0



NASHVILLE PREDATORS



SOMMET CENTER

501 Broadway
Nashville, Tenn. 37203
Phone: 615-770-2300 • **Fax:** 615-770-2309
G.M.: David Poile
Coach: Barry Trotz
P.R.: Tim Darling, Kevin Wilson
Press Box: 615-770-2165

PRACTICE FACILITY

Centennial Sportsplex
222 25th Avenue North
Nashville, Tenn. 37203
Phone: 615-862-8480

AHL AFFILIATE

Milwaukee Admirals



Shea Weber

ALL-TIME RECORD

VS. NASHVILLE	W	L	T	OL
SJ ALL-TIME Record	21	14	2	3
SJ HOME	12	5	1	2
SJ ROAD	9	9	1	1

2008-09 RESULTS

DATE	SITE	W	L	OT	SJ	OPP
11/11/2008	H	0	0	1	3	4
11/17/2008	A	1	0	0	4	1
3/19/2009	H	1	0	0	3	2
3/26/2009	A	0	1	0	2	3
TOTALS		2	1	1	12	10

NOTES

- On Nov. 20, 1998, Mike Rathje scored the first Sharks goal in team history against Nashville.
- On Oct. 24, 2002, Jonathan Cheechoo scored his first NHL goal — the game-winner — in a 2-1 victory at Nashville.
- On Feb. 9, 2008 in a 4-3 win over Nashville, Ron Wilson earned his 500th victory as an NHL head coach and Jeremy Roenick played in his 1,300th NHL game.
- Until their 5-2 win on Dec. 29, 2008, San Jose hadn't won a regular season game in Nashville since Oct. 24, 2002 (seven games).
- The Sharks set a franchise record for shots in a game with 57 against the Predators on Nov. 11, 2008.

Last Sharks Win — March 19, 2009 (Nashville 2 @ Sharks 3 SO)

Last Nashville Win — March 26, 2009 (Sharks 2 @ Nashville 3)

Last Sharks Shutout — Oct. 20, 2007 (Nashville 0 @ Sharks 3) (Evgeni Nabokov)

Last Nashville Shutout — Feb. 14, 2007 (Sharks 0 @ Nashville 5) (Tomas Vokoun)

Last Sharks Win At Home — March 19, 2009 (Nashville 2 @ Sharks 3 SO)

Last Sharks Win At Nashville — Nov. 17, 2008 (Sharks 4 @ Nashville 1)

Last Nashville Win At Sharks — Nov. 11, 2008 (Nashville 4 @ Sharks 3 OT)

Last Sharks Overtime Win At Home — March 11, 2006 (Nashville 2 @ Sharks 3 OT)

Last Nashville Overtime Win At Home — Jan. 31, 2004 (San Jose 2 @ Nashville 3 OT)

Last Sharks Overtime Win At Nashville — None

Last Nashville Overtime Win At Sharks — Nov. 11, 2008 (Nashville 4 @ Sharks 3 OT)

Last Sharks Shootout Win — March 19, 2009 (Nashville 2 @ Sharks 3)

Last Sharks Shootout Loss — Feb. 28, 2007 (Nashville 4 @ Sharks 3)

Most Goals By Sharks — 5, 4 times, MR, Dec. 29, 2007 (Sharks 5 @ Nashville 2)

Most Goals By Nashville — 7, Feb. 18, 2004 (Sharks 3 @ Nashville 7)

Most Goals By Both Teams — 10, Feb. 18, 2004 (Sharks 3 @ Nashville 7)

Last Sharks Hat Trick — Jonathan Cheechoo, Feb. 9, 2008 (Nashville 3 @ Sharks 4)

Last Nashville Hat Trick — Steve Sullivan, Feb. 18, 2004 (Sharks 3 @ Nashville 7)

Last Sharks Penalty Shot — None

Last Nashville Penalty Shot — Martin Erat (Unsuccessful — Evgeni Nabokov), Feb. 28, 2007 (Nashville 4 @ Sharks 3 SO)

2008-09 PREDATORS LEADERS

Goals	Jean-Pierre Dumont, 29
Assists	Jason Arnott, 44
Points	Jean-Pierre Dumont and Jason Arnott, 72
Shots	Jason Arnott, 248
GAA	Pekka Rinne, 2.38
Wins	Pekka Rinne, 29
Losses	Pekka Rinne, 15
Shutouts	Pekka Rinne, 7
Save %	Pekka Rinne, .917
2008-09 Record	40-34-8, 88 pts. 5th/Central Division 10th/Western Conference

2009 PLAYOFFS

Did not qualify

**PRUDENTIAL ARENA**

165 Mulberry Street
Newark, N.J. 07102

Phone: 973-757-6100 • **Fax:** 973-757-6399

CEO/G.M.: Lou Lamoriello

Coach: Jacques Lemaire

P.R.: Mike Levine, Jeff Altstadt, Pete Albietz

Press Box: 973-757-6230


PRACTICE FACILITY

Amerihealth Pavilion
165 Mulberry Street
Newark, N.J. 07102

Phone: 973-757-6100
Fax: 973-757-6399

AHL AFFILIATE

Lowell Devils



Zach Parise

ALL-TIME RECORD

VS. NEW JERSEY	W	L	T	OL
SJ ALL-TIME Record	8	13	2	2
SJ HOME	4	5	1	1
SJ ROAD	4	8	1	1

2008-09 RESULTS

DATE	SITE	W	L	OT	SJ	OPP
2/15/2009	A	0	1	0	5	6
TOTALS		0	1	0	5	6

NOTES

- Martin Brodeur is 9-6-2 with a 2.31 goals-against average in 17 games against the Sharks.
- Patrick Elias has six goals in the last eight games vs. San Jose.
- On Nov. 25, 2006, San Jose shutout the Devils for the first time in 23 meetings, 2-0.
- Before the 2007-08 season, San Jose had not visited New Jersey since Nov. 5, 2003.

Last Sharks Win — Nov. 25, 2006 (N.J. 0 @ Sharks 2)

Last New Jersey Win — Feb. 15, 2009 (Sharks 5 @ N.J. 6)

Last Sharks Shutout — Nov. 25, 2006 (N.J. 0 @ Sharks 2)
(Eugeni Nabokov)

Last New Jersey Shutout — March 29, 1993 (Sharks 0 @ N.J. 5)
(Chris Terreni)

Last Sharks Win At Home — Nov. 25, 2006 (N.J. 0 @ Sharks 2)

Last New Jersey Win At Home — Feb. 15, 2009 (Sharks 5 @ N.J. 6)

Last Sharks Win At New Jersey — Nov. 14, 2000 (Sharks 3 @ N.J. 2)

Last New Jersey Win At Sharks — Jan. 22, 2003 (N.J. 5 @ Sharks 4 OT)

Last Sharks Overtime Win At Home — Nov. 28, 1999 (N.J. 3 @ Sharks 4 OT)

Last Sharks Overtime Win At Home — Nov. 5, 2003
(Sharks 2 @ N.J. 3 OT)

Last Sharks Overtime Win At New Jersey — None

Last New Jersey Overtime Win At Sharks — Jan. 22, 2003
(N.J. 5 @ Sharks 4 OT)

Last Sharks Shootout Win — None

Last Sharks Shootout Loss — None

Most Goals By Sharks — 5, Feb. 15, 2009 (Sharks 5 @ N.J. 6)

Most Goals By New Jersey — 9, Oct. 26, 1991 (Sharks 0 @ N.J. 9)

Most Goals By Both Teams — 11, Feb. 15, 2009 (Sharks 5 @ N.J. 6)

Last Sharks Hat Trick — None

Last New Jersey Hat Trick — Patrik Elias, Oct. 18, 2001 (Sharks 1 @ N.J. 6)

Last Sharks Penalty Shot — None

Last New Jersey Penalty Shot — None

2008-09 DEVILS LEADERS

Goals	Zach Parise, 45
Assists	Zach Parise, 49
Points	Zach Parise, 94
Shots	Zach Parise, 364
GAA	Scott Clemmensen, 2.39
Wins	Scott Clemmensen, 25
Losses	Kevin Weekes, 7
Shutouts	Martin Brodeur, 5
Save %	Kevin Weekes, .920
2008-09 Record	51-27-4, 106 pts. 1st/Atlantic Division 3rd/Eastern Conference

2009 PLAYOFFS

Eastern Conference Quarterfinals: Lost to Carolina, 4-3

**NASSAU VETERANS MEMORIAL COLISEUM**1255 Hempstead Turnpike
Uniondale, N.Y. 11553**Phone:** 516-501-6700 • **Fax:** 516-501-6746**G.M.:** Garth Snow**Coach:** Scott Gordon**PR:** Seth Sylvan, Kimber Auerbach**Press Box:** 516-501-6792**PRACTICE FACILITY**Islanders Iceworks
175 Underhill Blvd.
Syosset, N.Y. 11741**Phone:** 516-496-2277**AHL AFFILIATE**

Bridgeport Sound Tigers

*Kyle Okposo***ALL-TIME RECORD**

VS. NEW YORK ISLANDERS	W	L	T	OL
SJ ALL-TIME Record	11	11	3	1
SJ HOME	7	5	1	1
SJ ROAD	4	6	2	0

2008-09 RESULTS

DATE	SITE	W	L	OT	SJ	OPP.
1/3/2009	H	1	0	0	5	3
TOTALS		1	0	0	5	3

NOTES

- San Jose is 7-3-1-1 in their last 12 meetings vs. the Islanders.
- No Sharks player has ever scored a hat trick against the Islanders.
- Before the 2007-08 season, San Jose had not visited Long Island since Oct. 20, 2001.

Last Sharks Win — Jan. 3, 2009 (Islanders 3 @ Sharks 5)
Last Islanders Win — Feb. 18, 2008 (Sharks 2 @ Islanders 3)
Last Sharks Shutout — Oct. 7, 2006 (Islanders 0 @ Sharks 2) (Evgeni Nabokov)
Last Islanders Shutout — Feb. 19, 2003 (Sharks 0 @ Islanders 3) (Garth Snow)
Last Sharks Win At Home — Jan. 3, 2009 (Islanders 3 @ Sharks 3)
Last Islanders Win At Home — Feb. 18, 2008 (Sharks 2 @ Islanders 3)
Last Sharks Win At Islanders — Nov. 11, 2000 (Sharks 4 @ Islanders 0)
Last Sharks Overtime Win At Home — None
Last Islanders Overtime Win At Home — None
Last Sharks Overtime Win At Islanders — Jan. 2, 1999 (Sharks 4 @ Islanders 3 OT)
Last Islanders Overtime Win At Sharks — Jan. 29, 2000 (Islanders 3 @ Sharks 2 OT)
Last Sharks Shootout Win — None
Last Sharks Shootout Loss — None
Most Goals By Sharks — 5, 3 times, MR, Jan. 3, 2009 (Islanders 3 @ Sharks 5)
Most Goals By Islanders — 8, Oct. 29, 1991 (Sharks 4 @ Islanders 8)
Most Goals By Both Teams — 12, Oct. 29, 1991 (Sharks 4 @ Islanders 8)
Last Sharks Hat Trick — None
Last Islanders Hat Trick — Zigmund Palffy, Oct. 16, 1997 (Islanders 5 @ Sharks 2)
Last Sharks Penalty Shot — None
Last Islanders Penalty Shot — None

2008-09 ISLANDERS LEADERS

Goals	Kyle Okposo, 18
Assists	Mark Streit, 40
Points	Mark Streit, 56
Shots	Andy Hilbert, 167
GAA	Yann Danis, 2.86
Wins	Joey McDonald, 14
Losses	Yann Danis, 17
Shutouts	Yann Danis, 2
Save %	Yann Danis, .910
2008-09 Record	26-47-9, 61 pts.
	5th/Atlantic Division
	15th/Eastern Conference

2009 PLAYOFFS

Did not qualify

**MADISON SQUARE GARDEN**

14th Floor, Two Pennsylvania Plaza
New York, N.Y. 10121

Phone: 212-465-6486 • **Fax:** 212-465-6494

G.M.: Glen Sather

Coach: John Tortorella

P.R.: John Rosasco, Brendan McIntyre, Dino Ticinelli

Press Box: 212-465-6761

PRACTICE FACILITY

711 Old Saw Mill River Road
Tarrytown, N.Y. 10591

AHL AFFILIATE

Hartford Wolf Pack



Brandon Dubinsky

ALL-TIME RECORD

VS. NEW YORK RANGERS	W	L	T	OL
SJ ALL-TIME Record	5	17	3	1
SJ HOME	3	10	2	0
SJ ROAD	2	7	1	1

2008-09 RESULTS

DATE	SITE	W	L	OT	SJ	OPP
12/20/2008	H	1	0	0	3	2
TOTALS		1	0	0	3	2

NOTES

- Neither team has registered a hat trick in the series.
- The Sharks have never shutout the Rangers.
- On Oct. 22, 2001, former Ranger Adam Graves got his first point of the season with the Sharks after an emotional pregame tribute at Madison Square Garden.
- On Nov. 11, 2002, Patrick Marleau scored on his first career penalty shot attempt in a 5-4 loss at San Jose against Dan Blackburn.
- On Feb. 17, 2008 at Madison Square Garden, Joe Thornton recorded his 500th assist.
- Before the 2007-08 season, San Jose had not visited Madison Square Garden since Dec. 16, 2002.

Last Sharks Win — Dec. 20, 2008 (Rangers 2 @ Sharks 3)
Last Rangers Win — Feb. 17, 2008 (Sharks 1 @ Rangers 3)
Last Sharks Shutout — None
Last Rangers Shutout — Feb. 22, 1993 (Rangers 4 @ Sharks 0) (John Vanbiesbrouck)
Last Sharks Win At Home — Dec. 20, 2008 (Rangers 2 @ Sharks 3)
Last Rangers Win At Home — Feb. 17, 2008 (Sharks 1 @ Rangers 3)
Last Sharks Win At Rangers — Oct. 22, 2001 (Sharks 5 @ Rangers 1)
Last Rangers Win At Sharks — Nov. 2, 2006 (Rangers 3 @ Sharks 1)
Last Sharks Overtime Win At Home — None
Last Rangers Overtime Win At Home — Dec. 16, 2002 (Sharks 1 @ Rangers 2 OT)
Last Sharks Overtime Win At Rangers — None
Last Rangers Overtime Win At Sharks — None
Last Sharks Shootout Win — None
Last Sharks Shootout Loss — None
Most Goals By Sharks — 5, Oct. 22, 2001 (Sharks 5 @ Rangers 1)
Most Goals By Rangers — 8, 2 times, MR, Jan. 25, 1994 (Rangers 8 @ Sharks 3)
Most Goals By Both Teams — 11, 2 times, MR, Jan. 10, 1996 (Sharks 4 @ Rangers 7)
Last Sharks Hat Trick — None
Last Rangers Hat Trick — None
Last Sharks Penalty Shot — Patrick Marleau (Successful — Dan Blackburn), Nov. 11, 2002 (Rangers 5 @ Sharks 4)
Last Rangers Penalty Shot — None

2008-09 RANGERS LEADERS

Goals	Nik Antropov, 28
Assists	Scott Gomez, 42
Points	Nik Antropov, 59
Shots	Scott Gomez, 271
GAA	Henrik Lundqvist, 2.43
Wins	Henrik Lundqvist, 38
Losses	Henrik Lundqvist, 25
Shutouts	Henrik Lundqvist, 3
Save %	Stephen Valiquette, .916
2008-09 Record	43-30-9, 95 pts.
	4th/Atlantic Division
	7th/Eastern Conference

2009 PLAYOFFS

Eastern Conference Quarterfinals: Lost to Washington, 4-3

**SCOTIABANK PLACE**

1000 Palladium Drive
Ottawa, Ontario K2V 1A5

Phone: 613-599-0250 • **Fax:** 613-599-5562

G.M.: Bryan Murray

Coach: Cory Clouston

P.R.: Phil Legault, Brian Morris, Chris Moore

Press Box: 613-591-5436

PRACTICE FACILITY

Bell SensPlex
1565 Maple Grove Road
Ottawa, Ontario
K2V 1A3

Phone: 613-519-0363

AHL AFFILIATE

Binghamton Senators



Mike Fisher

ALL-TIME RECORD

VS. OTTAWA	W	L	T	OL
SJ ALL-TIME Record	9	8	4	0
SJ HOME	6	4	0	0
SJ ROAD	3	4	4	0

2008-09 RESULTS

DATE	SITE	W	L	OT	SJ	OPP
2/26/2009	A	1	0	0	2	1
TOTALS		1	0	0	2	1

NOTES

- On March 6, 1997, Ed Belfour recorded San Jose's first shutout vs. Ottawa with a 2-0 win.
- At HP Pavilion on Oct. 18, 2003, Marian Hossa scored on a penalty shot against Evgeni Nabokov, the first-ever penalty shot between the two teams.
- On Jan. 12, 2006, the Sharks improved to 8-0 against the Eastern Conference in 2005-06 as Nabokov recorded his first shutout of the season in a 2-0 win.

Last Sharks Win — Feb. 26, 2009 (Sharks 2 @ Ottawa 1)

Last Ottawa Win — Oct. 18, 2003 (Ottawa 4 @ Sharks 1)

Last Sharks Shutout — Jan. 12, 2006 (Sharks 2 @ Ottawa 0) (Evgeni Nabokov)

Last Ottawa Shutout — Oct. 7, 1997 (Ottawa 1 @ Sharks 0) (Damien Rhodes)

Last Sharks Win At Home — March 5, 2008 (Ottawa 2 @ Sharks 3 OT)

Last Ottawa Win At Home — Dec. 19, 2002 (Sharks 3 @ Ottawa 9)

Last Sharks Win At Ottawa — Feb. 26, 2009 (Sharks 2 @ Ottawa 1)

Last Ottawa Win At Sharks — Oct. 18, 2003 (Ottawa 4 @ Sharks 1)

Last Sharks Overtime Win At Home — March 5, 2008 (Ottawa 2 @ Sharks 3 OT)

Last Ottawa Overtime Win At Home — None

Last Sharks Overtime Win At Ottawa — None

Last Ottawa Overtime Win At Sharks — None

Last Sharks Shootout Win — None

Last Sharks Shootout Loss — None

Most Goals By Sharks — 5, March 7, 2002 (Ottawa 2 @ Sharks 5)

Most Goals By Ottawa — 9, Dec. 19, 2002 (Sharks 3 @ Ottawa 9)

Most Goals By Both Teams — 12, 2 times, MR, Dec. 19, 2002 (Sharks 3 @ Ottawa 9)

Last Sharks Hat Trick — None

Last Ottawa Hat Trick — Daniel Alfredsson, March 1, 2001 (Sharks 4 @ Ottawa 8)

Last Sharks Penalty Shot — None

Last Ottawa Penalty Shot — Marian Hossa (Successful — Evgeni Nabokov), Oct. 18, 2003 (Ottawa 4 @ Sharks 1)

2008-09 SENATORS LEADERS

Goals	Dany Heatley, 39
Assists	Daniel Alfredsson, 50
Points	Daniel Alfredsson, 74
Shots	Dany Heatley, 258
GAA	Alexander Auld, 2.47
Wins	Alexander Auld and Brian Elliott, 16
Losses	Brian Elliott, 8
Shutouts	Alexander Auld, Brian Elliott and Martin Gerber, 1
Save %	Alexander Auld, .911
2008-09 Record	36-35-11, 83 pts. 4th/Northeast Division 11th/Eastern Conference

2009 PLAYOFFS

Did not qualify



WACHOVIA CENTER

3601 S. Broad St.
Philadelphia, Pa. 19148
Phone: 215-465-4500 • **Fax:** 215-389-9403
G.M.: Paul Holmgren
Coach: John Stevens
P.R.: Zack Hill, Joe Siville, Brian Smith
Press Box: 215-336-3600 x 2115

PRACTICE FACILITY

The Virtua Center
Flyers Skate Zone
601 Laurel Oak Road
Voorhees, N.J. 08043
Phone: 856-309-4444

AHL AFFILIATE

Adirondack Phantoms



Jeff Carter

ALL-TIME RECORD

VS. PHILADELPHIA	W	L	T	OL
SJ ALL-TIME Record	10	13	4	0
SJ HOME	5	7	2	0
SJ ROAD	5	6	2	0

2008-09 RESULTS

DATE	SITE	W	L	OT	SJ	OPP
10/18/2008	H	1	0	0	5	4
10/22/2008	A	1	0	0	7	6
TOTALS		2	0	0	12	10

NOTES

- San Jose and Philadelphia played a rare home-and-home series during the 2008-09 season. On Oct. 18, the Sharks won in overtime at home, 5-4. Then on Oct. 22 in Philadelphia, San Jose won in a shootout, 7-6.
- On Feb. 16, 2004, five different Sharks scored in a 5-2 victory at Philadelphia.
- In his 115th NHL game, Douglas Murray scored his first NHL goal in a 3-1 win on Feb. 21, 2008 at Philadelphia.
- The Sharks scored a franchise record four goals in the first period at Philadelphia on Oct. 22, 2008.
- The Sharks have never scored a hat trick against Philadelphia.

Last Sharks Win — Oct. 22, 2008 (Sharks 7 @ Philadelphia 6 SO)

Last Philadelphia Win — Dec. 21, 2000 (Sharks 3 @ Philadelphia 4)

Last Sharks Shutout — Oct. 16, 2003 (Philadelphia 0 @ Sharks 0) (Evgeni Nabokov)

Last Philadelphia Shutout — Oct. 16, 2003 (Philadelphia 0 @ Sharks 0) (Jeff Hackett)

Last Sharks Win At Home — Oct. 18, 2008 (Philadelphia 4 @ Sharks 5 OT)

Last Philadelphia Win At Home — Dec. 21, 2000 (Sharks 3 @ Philadelphia 4)

Last Sharks Win At Philadelphia — Oct. 22, 2008 (Sharks 7 @ Philadelphia 6 SO)

Last Philadelphia Win At Sharks — Nov. 5, 1999 (Philadelphia 3 @ Sharks 1)

Last Sharks Overtime Win At Home — Oct. 18, 2008 (Sharks 3 @ Philadelphia 2 OT)

Last Philadelphia Overtime Win At Home — None
Last Sharks Overtime Win At Philadelphia — Feb. 3, 1994 (Sharks 3 @ Philadelphia 2 OT)

Last Philadelphia Overtime Win At Sharks — Oct. 13, 1997 (Philadelphia 3 @ Sharks 2 OT)

Last Sharks Shootout Win — Oct. 22, 2008 (Sharks 7 @ Philadelphia 6 SO)

Last Sharks Shootout Loss — None

Most Goals By Sharks — 7, Oct. 18, 2008 (Sharks 7 @ Philadelphia 6 SO)

Most Goals By Philadelphia — 8, March 17, 1996 (Sharks 2 @ Philadelphia 8)

Most Goals By Both Teams — 13, Oct. 22, 2008 (Sharks 7 @ Philadelphia 6 SO)

Last Sharks Hat Trick — None

Last Philadelphia Hat Trick — John LeClair, March 17, 1996 (Sharks 2 @ Philadelphia 8)

Last Sharks Penalty Shot — None

Last Philadelphia Penalty Shot — None

2008-09 FLYERS LEADERS

Goals	Jeff Carter, 46
Assists	Mike Richards, 50
Points	Jeff Carter, 84
Shots	Jeff Carter, 342
GAA	Martin Biron and Antero Niittymaki, 2.76
Wins	Martin Biron, 29
Losses	Antero Niittymaki, 8
Shutouts	Martin Biron, 2
Save %	Martin Biron, .915
2008-09 Record	44-27-11, 99 pts. 3rd/Atlantic Division 5th/Eastern Conference

2009 PLAYOFFS

Eastern Conference Quarterfinals: Lost to Pittsburgh, 4-2



PHOENIX COYOTES



JOBING.COM ARENA

9400 W. Maryland Ave.
Glendale, Ariz. 85305

Phone: 623-772-3200 • **Fax:** 623-872-2000

G.M.: Don Maloney

Coach: Wayne Gretzky

P.R.: Sergey Kocharov, Rob Crean

Press Box: 623-772-3598

AHL AFFILIATE

San Antonio Rampage



Viktor Tikhonov

ALL-TIME RECORD

VS. PHOENIX	W	L	T	OL
SJ ALL-TIME Record	45	36	7	6
SJ HOME	23	16	4	4
SJ ROAD All-Time	22	23	3	2
WPG	4	7	3	0
PHX	18	16	0	2

2008-09 RESULTS

DATE	SITE	W	L	OT	SJ	OPP
11/9/2008	A	0	1	0	2	4
11/29/2008	A	1	0	0	3	2
1/29/2009	H	1	0	0	2	0
3/17/2009	A	0	1	0	3	4
3/28/2009	H	1	0	0	3	2
4/9/2009	H	0	1	0	1	4
TOTALS		3	3	0	14	16

NOTES

- Jonathan Cheechoo and Patrick Marleau set franchise records in a 3-2 win at Phoenix on April 10, 2002. Cheechoo became the first Sharks player to score 50 goals (50th and 51st) in a season. Cheechoo and Marleau also surpassed Owen Nolan (84) for most points in a season (Marleau assisted on Cheechoo's 51st goal to give both 85 points).
- On Dec. 11, 2006, Marleau played in his 671st game, tying him with Mike Rathje for first on the Sharks all-time games played list.
- Jeremy Roenick scored his 500th goal in a 4-1 over Phoenix on Nov. 10, 2007. He became the 40th in NHL history and the third American-born player to reach this plateau.

Last Sharks Win — March 28, 2009 (Phoenix 2 @ Sharks 3)

Last Phoenix Win — April 9, 2009 (Phoenix 4 @ Sharks 1)

Last Sharks Shutout — Jan. 29, 2009 (Phoenix 0 @ Sharks 2) (Evgeni Nabokov)

Last Phoenix Shutout — Dec. 30, 2006 (Sharks 0 @ Phoenix 8) (Curtis Joseph)

Last Sharks Win At Home — March 28, 2009 (Phoenix 2 @ Sharks 3)

Last Phoenix Win At Home — March 17, 2009 (Sharks 3 @ Phoenix 4)

Last Sharks Win At Phoenix — Nov. 29, 2008 (Sharks 3 @ Phoenix 2)

Last Phoenix Win At Sharks — April 9, 2009 (Phoenix 4 @ Sharks 1)

Last Sharks Overtime Win At Home — March 28, 1995 (Winnipeg 5 @ Sharks 6 OT)

Last Phoenix Overtime Win At Home — March 25, 2008 (Sharks 4 @ Phoenix 5 OT)

Last Sharks Overtime Win At Phoenix — Feb. 12, 2006 (Sharks 5 @ Phoenix 4 OT)

Last Phoenix Overtime Win At Sharks — Dec. 20, 2007 (Phoenix 3 @ Sharks 2 OT)

Last Sharks Shootout Win — None

Last Sharks Shootout Loss — Dec. 20, 2007 (Phoenix 3 @ Sharks 2 SO)

Most Goals By Sharks — 9, March 29, 1994 (Winnipeg 4 @ Sharks 9)

Most Goals By Phoenix — 9, April 1, 1993 (Winnipeg 9 @ Sharks 5)

Most Goals By Both Teams — 14, April 1, 1993 (Winnipeg 9 @ Sharks 5)

Last Sharks Hat Trick — Joe Thornton, March 25, 2008 (Sharks 4 @ Phoenix 5 OT)

Last Phoenix Hat Trick — Jeremy Roenick, Dec. 30, 2006 (Sharks 0 @ Phoenix 8)

Last Sharks Penalty Shot — Joe Pavelski (Unsuccessful — Mikael Tellqvist), Nov. 12, 2007 (Phoenix 0 @ Sharks 5)

Last Phoenix Penalty Shot — None

2008-09 COYOTES LEADERS

Goals	Shane Doan, 31
Assists	Shane Doan, 42
Points	Shane Doan, 73
Shots	Shane Doan, 230
GAA	Ilya Bryzgalov, 2.98
Wins	Ilya Bryzgalov, 26
Losses	Ilya Bryzgalov, 31
Shutouts	Ilya Bryzgalov, 3
Save %	Ilya Bryzgalov, .906
2008-09 Record	36-39-7, 79 pts. 4th/Pacific Division 13th/Western Conference

2009 PLAYOFFS

Did not qualify

**MELLON ARENA**

66 Mario Lemieux Place
Pittsburgh, Pa. 15219

Phone: 412-642-1300 • **Fax:** 412-642-1322

G.M.: Ray Shero

Coach: Dan Bylsma

P.R.: Erik Heasley, Frank Buonomo, Jennifer Bullano

Press Box: 412-642-1810

AHL AFFILIATE

Wilkes-Barre/
Scranton Penguins



Brooks Orpik

ALL-TIME RECORD

VS. PITTSBURGH	W	L	T	OL
SJ ALL-TIME Record	12	10	3	1
SJ HOME	7	6	2	0
SJ ROAD	5	4	1	1

2008-09 RESULTS

DATE	SITE	W	L	OT	SJ	OPP
10/28/2008	H	1	0	0	2	1
2/11/2009	A	0	0	1	1	2
TOTALS		1	0	0	3	3

NOTES

- Mario Lemieux scored 49 points (17 goals and 32 assists) in 14 games against San Jose. He had five multi-goal games against the Sharks, but never recorded a hat trick.
- On Jan. 13, 1996 at Pittsburgh, San Jose established a franchise record for most goals in a game (10) as the Sharks won, 10-8. The record was tied on March 30, 2002 vs. Columbus.
- San Jose didn't have a power play opportunity (a franchise first) in their 4-1 loss at Pittsburgh on Nov. 23, 2002.
- On Feb. 27, 2004, Vincent Damphousse played in his 229th consecutive game, breaking the franchise record (228) held by Mike Ricci.

Last Sharks Win — Oct. 28, 2008 (Pittsburgh 1 @ Sharks 2)

Last Pittsburgh Win — Feb. 11, 2009 (Sharks 1 @ Pittsburgh 2 SO)

Last Sharks Shutout — Nov. 29, 2001 (Pittsburgh 0 @ Sharks 5) (Evgeni Nabokov)

Last Pittsburgh Shutout — Dec. 13, 1996 (Pittsburgh 4 @ Sharks 0) (Patrick Lalime)

Last Sharks Win At Home — Oct. 28, 2008 (Pittsburgh 1 @ Sharks 2)

Last Pittsburgh Win At Home — Feb. 11, 2009 (Sharks 1 @ Pittsburgh 2 SO)

Last Sharks Win At Pittsburgh — Feb. 24, 2008 (Sharks 2 @ Pittsburgh 1 SO)

Last Pittsburgh Win At Sharks — Oct. 22, 1997 (Pittsburgh 5 @ Sharks 2)

Last Sharks Overtime Win At Home — None

Last Pittsburgh Overtime Win At Home — None

Last Sharks Overtime Win At Pittsburgh — None

Last Pittsburgh Overtime Win At Sharks — None

Last Sharks Shootout Win — Feb. 24, 2008 (Sharks 2 @ Pittsburgh 1 SO)

Last Sharks Shootout Loss — Feb. 11, 2009 (Sharks 1 @ Pittsburgh 2 SO)

Most Goals By Sharks — 10, Jan. 13, 1996 (Sharks 10 @ Pittsburgh 8)

Most Goals By Pittsburgh — 10, Dec. 17, 1991 (Sharks 2 @ Pittsburgh 10)

Most Goals By Both Teams — 18, Jan. 13, 1996 (Sharks 10 @ Pittsburgh 8)

Last Sharks Hat Trick — Ray Sheppard, Jan. 13, 1996 (Sharks 10 @ Pittsburgh 8)

Last Pittsburgh Hat Trick — Ron Francis, Nov. 10, 1995 (Pittsburgh 9 @ Sharks 1)

Last Sharks Penalty Shot — None

Last Pittsburgh Penalty Shot — Martin Straka

(Unsuccessful — Evgeni Nabokov), Nov. 1, 2000 (Pittsburgh 2 @ Sharks 3)

2008-09 PENGUINS LEADERS

Goals	Evgeni Malkin, 35
Assists	Evgeni Malkin, 78
Points	Evgeni Malkin, 113
Shots	Evgeni Malkin, 290
GAA	Marc-Andre Fleury, 2.67
Wins	Marc-Andre Fleury, 38
Losses	Marc-Andre Fleury, 18
Shutouts	Marc-Andre Fleury, 4
Save %	Ty Conklin, .912
2008-09 Record	45-28-9, 99 pts.
	2nd/Atlantic Division
	4th/Eastern Conference
	Eastern Conference Champions
	Stanley Cup Champions

2009 PLAYOFFS

Eastern Conference Quarterfinals: Defeated Philadelphia, 4-2

Eastern Conference Semifinals: Defeated Washington, 4-3

Eastern Conference Finals: Defeated Carolina, 4-0

Stanley Cup Finals: Defeated Detroit, 4-3

**SCOTTRADE CENTER**

1401 Clark Ave.

St. Louis, Mo. 63103

Phone: 314-622-2500 • **Fax:** 314-622-2582**President of Hockey Operations/Alternate****Governor:** John Davidson**G.M.:** Larry Pleau**Coach:** Andy Murray**P.R.:** Mike Caruso, Rich Jankowski**Press Box:** 314-589-5300**PRACTICE FACILITY**

St. Louis Mills Ice Zone

5555 St. Louis Mills Road

Hazelwood, Mo. 63042

Phone: 314-227-5288**AHL AFFILIATE**

Peoria Rivermen

*T.J. Oshie***ALL-TIME RECORD**

VS. ST. LOUIS	W	L	T	OL
SJ ALL-TIME Record	25	37	2	4
SJ HOME	10	19	1	2
SJ ROAD	15	18	1	2

2008-09 RESULTS

DATE	SITE	W	L	OT	SJ	OPP
11/6/2008	H	1	0	0	5	4
12/13/2008	H	1	0	0	5	4
12/27/2008	A	0	0	1	2	3
3/12/2009	A	0	1	0	1	3
TOTALS		2	1	1	13	14

NOTES

- No Sharks player has posted a hat trick against the Blues.
- On Nov. 4, 1995, San Jose scored five goals in 13 minutes and 13 seconds, setting a franchise record for the fastest five goals scored in a game.
- On March 11, 2003, in San Jose, Miroslav Zalesak registered his first NHL goal on his first NHL shot in a 4-2 loss.
- On Feb. 29, 2004, Evgeni Nabokov recorded his eighth shutout of the season and 25th in the NHL, setting a single-season career and franchise record.
- San Jose set a franchise mark with their 11th consecutive win in a 4-1 decision over the Blues on March 14, 2008.
- Patrick Marleau broke his previous record for most goals in a season (34) by scoring a goal (35) at St. Louis on March 12, 2009.

Last Sharks Win — Dec. 13, 2008 (St. Louis 4 @ Sharks 5)**Last St. Louis Win** — March 12, 2009 (Sharks 1 @ St.

Louis 3)

Last Sharks Shutout — March 1, 2008 (Sharks 2 @ St.

Louis 0) (Brian Boucher)

Last St. Louis Shutout — Jan. 20, 2007 (St. Louis 1 @ San

Jose 0) (Manny Legace)

Last Sharks Win At Home — Dec. 13, 2008 (St. Louis 4 @

Sharks 5)

Last St. Louis Win At Home — March 12, 2009 (Sharks 1

@ St. Louis 3)

Last Sharks Win At St. Louis — March 1, 2008 (Sharks 2

@ St. Louis 0)

Last St. Louis Win At Sharks — Jan. 20, 2007 (St. Louis 1

@ Sharks 0)

Last Sharks Overtime Win At Home — Oct. 5, 2006 (St.

Louis 4 @ Sharks 5 OT)

Last St. Louis Overtime Win At Home — Dec. 30, 1999

(Sharks 1 @ St. Louis 2 OT)

Last Sharks Overtime Win At St. Louis — None**Last St. Louis Overtime Win At Sharks** — Nov. 13, 2003 (St.

Louis 4 @ Sharks 3 OT)

Last Sharks Shootout Win — Nov. 6, 2008 (St. Louis 4 @

Sharks 5 SO)

Last Sharks Shootout Loss — Dec. 27, 2008 (Sharks 2 @

St. Louis 3 SO)

Most Goals By Sharks — 7, 2 times, MR, Oct. 8, 2005

(Sharks 7 @ St. Louis 6)

Most Goals By St. Louis — 7, Feb. 26, 2001 (Sharks 2 @

St. Louis 7)

Most Goals By Both Teams — 13, Oct. 8, 2005 (Sharks 7

@ St. Louis 6)

Last Sharks Hat Trick — None**Last St. Louis Hat Trick** — Bill Guerin, Feb. 13, 2007 (Sharks

6 @ St. Louis 5)

Last Sharks Penalty Shot — Patrick Marleau (Successful

— Hannu Toivonen), March 14, 2008 (St. Louis 1 @

Sharks 4)

Last St. Louis Penalty Shot — Sergei Varlamov

(Unsuccessful — Evgeni Nabokov), Jan. 8, 2002 (Blues 6

@ Sharks 2)

2008-09 BLUES LEADERS**Goals****Assists****Points****Shots****GAA****Wins****Losses****Shutouts****Save %****2008-09 Record**

Brad Boyes, 33

Brad Boyes, 39

Brad Boyes, 72

Brad Boyes, 220

Chris Mason, 2.41

Chris Mason, 27

Manny Legace, 9

Chris Mason, 6

Chris Mason, .916

41-31-10, 92 pts.

3rd/Central Division

6th/Western Conference

2009 PLAYOFFS**Western Conference Quarterfinals:** Lost to Vancouver, 4-0

**ST. PETE TIMES FORUM**

401 Channelside Drive
Tampa, Fla. 33602

Phone: 813-301-6500 • **Fax:** 813-301-1487

V.P. of Hockey Operations: Brian Lawton

Coach: Rick Tocchet

P.R.: Bill Wickett, Brian Breseman

Press Box: 813-301-6873, 6874

PRACTICE FACILITY

Ice Sports Forum
10222 Elizabeth Place
Brandon, Fla. 33619

Phone: 813-684-7825

Fax: 813-655-0642

AHL AFFILIATE

Norfolk Admirals



Ryan Malone

ALL-TIME RECORD

VS. TAMPA BAY	W	L	T	OL
SJ ALL-TIME Record	11	12	2	1
SJ HOME	5	6	1	0
SJ ROAD	6	6	1	1

2008-09 RESULTS

DATE	SITE	W	L	OT	SJ	OPP
10/25/2008	A	1	0	0	3	0
1/13/2009	H	1	0	0	7	1
TOTALS		2	0	0	10	1

NOTES

- In San Jose on March 24, 2003, Martin St. Louis was awarded the first penalty shot between the two teams, which was unsuccessful, against Evgeni Nabokov in a 4-1 Sharks loss.
- Vesa Toskala earned his fifth straight win as a starter in a 3-1 win over the Lightning at HP Pavilion on Jan. 16, 2006.
- On Oct. 29, 2006, San Jose snapped a two-game losing streak in a 4-2 win at Tampa Bay. Joe Thornton scored his first goal of the season while Ryane Clowe potted his first NHL goal.

Last Sharks Win — Jan. 13, 2009 (Tampa Bay 1 @ Sharks 7)

Last Tampa Bay Win — March 24, 2003 (Tampa Bay 2 @ Sharks 1)

Last Sharks Shutout — Oct. 25, 2008 (Sharks 3 @ Tampa Bay 0) (Brian Boucher)

Last Tampa Bay Shutout — None

Last Sharks Win At Home — Jan. 13, 2009 (Tampa Bay 1 @ Sharks 7)

Last Tampa Bay Win At Home — Nov. 15, 2002 (Sharks 2 @ Tampa Bay 4)

Last Sharks Win At Tampa Bay — Oct. 25, 2008 (Sharks 3 @ Tampa Bay 0)

Last Tampa Bay Win At Sharks — March 24, 2003 (Tampa Bay 2 @ Sharks 1)

Last Sharks Overtime Win At Home — None

Last Tampa Bay Overtime Win At Home — March 6, 2001 (Sharks 1 @ Tampa Bay 2 OT)

Last Sharks Overtime Win At Tampa Bay — None

Last Tampa Bay Overtime Win At Sharks — Dec. 16, 1992 (Tampa Bay 5 @ Sharks 4 OT)

Last Sharks Shootout Win — None

Last Sharks Shootout Loss — None

Most Goals By Sharks — 8, Feb. 8, 2000 (Sharks 8 @ Tampa Bay 0)

Most Goals By Tampa Bay — 7, March 1, 1996 (Tampa Bay 7 @ Sharks 3)

Most Goals By Both Teams — 10, March 1, 1996 (Tampa Bay 7 @ Sharks 3)

Last Sharks Hat Trick — None

Last Tampa Bay Hat Trick — Brian Bellows, Jason Weimer, March 1, 1996 (Tampa Bay 7 @ Sharks 3)

Last Sharks Penalty Shot — None

Last Tampa Bay Penalty Shot — Martin St. Louis (Unsuccessful — Evgeni Nabokov), March 24, 2003 (Tampa Bay 4 @ Sharks 1)

2008-09 LIGHTNING LEADERS

Goals	Martin St. Louis, 30
Assists	Martin St. Louis, 50
Points	Martin St. Louis, 80
Shots	Vincent Lecavalier, 291
GAA	Mike Smith, 2.62
Wins	Mike Smith, 14
Losses	Mike Smith, 18
Shutouts	Mike Smith, 2
Save %	Mike Smith, .916
2008-09 Record	24-40-18, 66 pts. 5th/Southeast Division 14th/Eastern Conference

2009 PLAYOFFS

Did not qualify

**AIR CANADA CENTRE**

40 Bay Street, Suite 400
Toronto, Ontario M5J 2X2

Phone: 416-815-5700 • **Fax:** 416-359-9331

G.M.: Brian Burke

Coach: Ron Wilson

P.R.: Pat Park, Craig Downey, Aaron Gogishvili

Press Box: 416-815-5702

PRACTICE FACILITY

Lake Shore Lions Arena
300 Birmingham Street
Etobicoke, Ontario
M8V 2E6

Phone: 416-251-5219

AHL AFFILIATE

Toronto Marlies



Luke Schenn

ALL-TIME RECORD

VS. TORONTO	W	L	T	OL
SJ ALL-TIME Record	12	19	5	0
SJ HOME	7	7	3	0
SJ ROAD	5	12	2	0

2008-09 RESULTS

DATE	SITE	W	L	OT	SJ	OPP
12/2/2008	H	1	0	0	5	2
TOTALS		1	0	0	5	2

NOTES

- The Sharks are 5-3-2-0 in their last 10 games vs. Toronto.
- On Nov. 4, 1997 in San Jose, the Sharks and Maple Leafs played to a 0-0 tie, the last shutout by either team in the series.
- Eight of the last 12 games in this series have been played in Toronto.

Last Sharks Win — Dec. 12, 2008 (Toronto 2 @ Sharks 5)

Last Toronto Win — Jan. 29, 2002 (Sharks 3 @ Toronto 4)

Last Sharks Shutout — Nov. 4, 1997 (Toronto 0 @ Sharks 0)
(Mike Vernon)

Last Toronto Shutout — Nov. 4, 1997 (Toronto 0 @ Sharks 0)
(Glenn Healy and Marcel Cousineau)

Last Sharks Win At Home — Dec. 12, 2008 (Toronto 2 @ Sharks 5)

Last Toronto Win At Home — Jan. 29, 2002 (Sharks 3 @ Toronto 4)

Last Sharks Win At Toronto — Dec. 3, 2005 (Sharks 5 @ Toronto 4)

Last Toronto Win At Sharks — March 25, 1997 (Toronto 2 @ Sharks 1)

Last Sharks Overtime Win At Home — None

Last Toronto Overtime Win At Home — None

Last Sharks Overtime Win At Toronto — None

Last Toronto Overtime Win At Sharks — None

Last Sharks Shootout Win — None

Last Sharks Shootout Loss — None

Most Goals By Sharks — 8, March 24, 1999 (Sharks 8 @ Toronto 5)

Most Goals By Toronto — 7, 2 times, MR, Oct. 17, 1995
(Sharks 2 @ Toronto 7)

Most Goals By Both Teams — 13, March 24, 1999 (Sharks 8 @ Toronto 5)

Last Sharks Hat Trick — None

Last Toronto Hat Trick — None

Last Sharks Penalty Shot — Marco Sturm (Unsuccessful
— Mikael Tellqvist), Nov. 15, 2003 (Toronto 2 @ Sharks 2)

Last Toronto Penalty Shot — Mats Sundin (Successful
— Arturs Irbe), March 15, 1995 (Toronto 2 @ Sharks 1)

2008-09 MAPLE LEAFS LEADERS

Goals	Jason Blake, 25
Assists	Matt Stajan, 40
Points	Jason Blake, 63
Shots	Jason Blake, 302
GAA	Vesa Toskala, 2.26
Wins	Vesa Toskala, 22
Losses	Curtis Joseph, 9
Shutouts	Vesa Toskala, 1
Save %	Vesa Toskala, .891
2008-09 Record	34-35-13, 81 pts. 5th/Northeast Division 12th/Eastern Conference

2009 PLAYOFFS

Did not qualify

**GENERAL MOTORS PLACE**

800 Griffiths Way
Vancouver, British Columbia
V6B 6G1

Phone: 604-899-4600 • **Fax:** 604-899-4640

G.M.: Michael D. Gillis

Coach: Alain Vigneault

P.R.: T.C. Carling, Ben Brown, Stephanie Maniago, Jen Herrington

PRACTICE FACILITY

TBD

AHL AFFILIATE

Manitoba Moose



Ryan Kesler

ALL-TIME RECORD

VS. VANCOUVER	W	L	T	OL
SJ ALL-TIME Record	33	37	9	3
SJ HOME	18	17	5	2
SJ ROAD	15	20	4	1

2008-09 RESULTS

DATE	SITE	W	L	OT	SJ	OPP
12/23/2008	H	1	0	0	5	0
1/10/2009	A	1	0	0	4	2
1/20/2009	H	1	0	0	2	1
3/7/2009	A	0	1	0	1	3
TOTALS		3	1	0	12	6

NOTES

- On Nov. 5, 2000 at Vancouver, Scott Thornton scored two goals in 22 seconds, then the fastest two goals by a Sharks player.
- On Nov. 3, 2001, San Jose scored three goals (Jeff Jillson, Scott Thornton and Marco Sturm) in 36 seconds — a franchise record for the fastest three goals scored.
- The Sharks swept all four games in 2001-02 — the first time either team swept the season series.
- On March 9, 2007, Evgeni Nabokov's franchise record shutout streak was stopped at 166 minutes, seven seconds (166:07) when Taylor Pyatt scored in the third period. That goal also ended a team shutout streak of 167:16 (also a franchise record).

Last Sharks Win — Jan. 20, 2009 (Vancouver 1 @ Sharks 2 OT)

Last Vancouver Win — March 7, 2009 (Sharks 1 @ Vancouver 3)

Last Sharks Shutout — Dec. 23, 2008 (Vancouver 0 @ Sharks 5) (Evgeni Nabokov)

Last Vancouver Shutout — Feb. 8, 2001 (Sharks 0 @ Vancouver 0) (Bob Essesna)

Last Sharks Win At Home — Jan. 20, 2009 (Vancouver 1 @ Sharks 2 OT)

Last Vancouver Win At Home — March 7, 2009 (Sharks 1 @ Vancouver 3)

Last Sharks Win At Vancouver — Jan. 10, 2009 (Sharks 4 @ Vancouver 2)

Last Vancouver Win At Sharks — April 7, 2007 (Vancouver 4 @ Sharks 3 OT)

Last Sharks Overtime Win At Home — Jan. 20, 2009 (Vancouver 1 @ Sharks 2 OT)

Last Vancouver Overtime Win At Home — Feb. 26, 2004 (Sharks 2 @ Vancouver 3 OT)

Last Sharks Overtime Win At Vancouver — April 12, 2006 (Sharks 5 @ Vancouver 4 OT)

Last Vancouver Overtime Win At Sharks — April 7, 2007 (Vancouver 4 @ Sharks 3 OT)

Last Sharks Shootout Win — None

Last Sharks Shootout Loss — None

Most Goals By Sharks — 7, 4 times, MR, March 10, 2002 (Sharks 7 @ Vancouver 4)

Most Goals By Vancouver — 8, 2 times, MR, Dec. 18, 1992 (Sharks 1 @ Vancouver 8)

Most Goals By Both Teams — 13, Oct. 14, 1995 (Vancouver 7 @ Sharks 6)

Last Sharks Hat Trick — Vincent Damphousse, April 3, 1999 (Vancouver 2 @ Sharks 5)

Last Vancouver Hat Trick — Markus Naslund, Oct. 21, 2002 (Vancouver 5 @ Sharks 2)

Last Sharks Penalty Shot — Owen Nolan (Unsuccessful — Garth Snow), Dec. 26, 1998, (Vancouver 0 @ Sharks 2)

Last Vancouver Penalty Shot — Pavel Bure (Successful — Mike Vernon), Nov. 12, 1997 (Vancouver 5 @ Sharks 2)

2008-09 CANUCKS LEADERS**Goals****Assists****Points****Shots****GAA****Wins****Losses****Shutouts****Save %****2008-09 Record**

Daniel Sedin, 31

Henrik Sedin, 60

Daniel Sedin and Henrik Sedin, 82

Daniel Sedin, 285

Roberto Luongo, 2.34

Roberto Luongo, 33

Curtis Sanford, 8

Roberto Luongo, 9

Roberto Luongo, .920

45-27-10, 100 pts.

1st/Northwest Division

3rd/Western Conference

2009 PLAYOFFS

Western Conference Quarterfinals: Defeated St. Louis, 4-0

Western Conference Semifinals: Lost to Chicago, 4-2

**VERIZON CENTER**

601 F St. NW
Washington, D.C. 20004
Phone: 202-266-2200 • **Fax:** 202-266-2360
G.M.: George McPhee
Coach: Bruce Boudreau
P.R.: Nate Ewell, Paul Rovnak
Press Box: 202-628-3200, x7600

OFFICE/PRACTICE FACILITY

Kettler Capitals Iceplex
627 N. Glebe Road
Suite 850
Arlington, Va. 22203
Office: 202-266-2200

AHL AFFILIATE

Hershey Bears



Mike Green

ALL-TIME RECORD

VS. WASHINGTON	W	L	T	OL
SJ ALL-TIME Record	16	8	1	0
SJ HOME	8	3	1	0
SJ ROAD	8	5	0	0

2008-09 RESULTS

DATE	SITE	W	L	OT	SJ	OPP
11/22/2008	H	1	0	0	7	2
TOTALS		1	0	0	7	2

NOTES

- On Dec. 18, 2000, Todd Harvey scored the franchise's 2,000th goal in a 5-3 victory at Washington.
- On Feb. 21, 2007, Jonathan Cheechoo scored his 200th point with an assist on Matt Carle's game-tying goal. Cheechoo also added the game-winning shootout goal.
- On Nov. 22, 2008 at San Jose, Rob Blake tied a career high with four assists in a 7-2 victory over the Capitals. Seven Sharks each had a two-point game.

Last Sharks Win — Nov. 22, 2008 (Washington 2 @ Sharks 7)
Last Washington Win — Feb. 20, 1999 (Sharks 1 @ Washington 3)
Last Sharks Shutout — Dec. 14, 2002 (Washington 0 @ Sharks 2) (Evgeni Nabokov)
Last Washington Shutout — None
Last Sharks Win At Home — Nov. 22, 2008 (Washington 2 @ Sharks 7)
Last Washington Win At Home — Feb. 20, 1999 (Sharks 1 @ Washington 3)
Last Sharks Win At Washington — Feb. 21, 2007 (Sharks 3 @ Washington 2 SO)
Last Washington Win At Sharks — Oct. 30, 1993 (Washington 4 @ Sharks 2)
Last Sharks Overtime Win At Home — None
Last Washington Overtime Win At Home — None
Last Sharks Overtime Win At Washington — None
Last Washington Overtime Win At Sharks — None
Last Sharks Shootout Win — Feb. 21, 2007 (Sharks 3 @ Washington 2 SO)
Last Sharks Shootout Loss — None
Most Goals By Sharks — 7, Nov. 22, 2008 (Washington 2 @ Sharks 7)
Most Goals By Washington — 6, Feb. 9, 1992 (Sharks 2 @ Washington 6)
Most Goals By Both Teams — 9, Nov. 22, 2008 (Washington 2 @ Sharks 7)
Last Sharks Hat Trick — Todd Harvey, Dec. 18, 2000 (Sharks 5 @ Washington 3)
Last Washington Hat Trick — John Druce, Feb. 9, 1992 (Sharks 2 @ Washington 6)
Last Sharks Penalty Shot — Jeff Friesen (Successful — Jim Carey), Dec. 2, 1995 (Washington 3 @ Sharks 5)
Last Washington Penalty Shot — None

2008-09 CAPITALS LEADERS

Goals	Alexander Ovechkin, 56
Assists	Nicklas Backstrom, 66
Points	Alexander Ovechkin, 110
Shots	Alexander Ovechkin, 528
GAA	Brent Johnson, 2.81
Wins	Jose Theodore, 32
Losses	Brent Johnson, 6
Shutouts	Jose Theodore, 2
Save %	Brent Johnson, .908
2008-09 Record	50-24-8, 108 pts. 1st/Southeast Division 2nd/Eastern Conference

2009 PLAYOFFS

Eastern Conference Quarterfinals: Defeated N.Y. Rangers, 4-3
Eastern Conference Semifinals: Lost to Pittsburgh, 4-3



IN MEMORIAM

Frank Jirik, who passed away this past April, was one of the leading men responsible for the creation, vision and construction of HP Pavilion at San Jose. He was also credited with assembling the building's management team, which has played a major role in making HP Pavilion at San Jose one of North America's most successful entertainment venues.

Since arriving in the Bay Area in 1990, the San Jose Sharks have taken a vested interest in their community. Their mission states: "The San Jose Sharks Fan Development Department is committed to providing high quality, Sharks-specific hockey experiences for all ages and abilities in an effort to cultivate, nurture and create new hockey fans. Working in conjunction with SVS&E Business Operations and the Hockey Department, the programming platform will incorporate hands-on instruction, interactive experiences and leverage mascot, player, coaching and executive integration. Through our efforts, we will deliver a professional message in a fun and safe environment in order to positively impact the long-term, well-being of our franchise." Grass roots hockey programs, a mascot program, educational hockey classes and a kids club are only a few of the organization's innovations. Among its current programs are:

SAN JOSE SHARKS SUMMER HOCKEY SCHOOLS

Every year, the San Jose Sharks conduct the Sharks Summer Hockey Schools at Sharks Ice at San Jose. These camps include both a youth and an adult hockey series. An elite staff of professional instructors from the Sharks organization brings considerable expertise to hundreds of hockey players each summer. The 2009 Summer Hockey School staff was led by Roy Sommer, head coach of the Worcester Sharks, the Sharks top developmental affiliate in the American Hockey League. In addition to Sommer, camp instructors included Worcester Assistant Coach David Cuniff and former Sharks Assistant Coach Derek Eisler. Numerous Sharks players as well as S.J. Sharkie also appeared during the summer camp sessions. For more information, call 408-999-6767.



"SHARK FOR A DAY" FANTASY CAMP

We're all San Jose Sharks fans — passionately rooting for the boys in teal. But few of us ever get the opportunity to experience what it's like to be a member of the team. If you've ever dreamed of being a Sharks player or wondered how your game would stack up against NHLers, you have one chance. Once a year, the Sharks play hosts to the "Shark For a Day" fantasy camp, which gives fans the rare opportunity to share the ice with Sharks alumni.

From the moment you step into the building until you step off the ice, you'll get as close as you can get to being an NHL player without actually worrying about a Douglas Murray hip check along the boards. Participants will skate with Sharks alumni in a regulation game, be given official team gear and much more!

Last year, Sharks alumni participants included fan favorites Mike Ricci, Al Iafate, David Maley, Jamie Baker, Bryan Marchment, Gary Suter and Jeff Odgers.

Net proceeds from this event benefit the Sharks Foundation. "Shark For a Day" is scheduled for the Spring of 2010. For more information, please contact Jeff Cafuir at jcafuir@svse.net or visit the "Community" section of sjsharks.com



SCHOLARSHIP PROGRAM

BAY AREA ALL-STAR SCHOLARSHIP TEAM (B.A.A.S.T.)

The Bay Area All-Star Scholarship Team Program was formed in 1996 and is a partnership established between the San Jose Sharks, Golden State Warriors, Oakland Athletics, Oakland Raiders, San Francisco 49ers and San Francisco Giants. Each participating team has contributed to the scholarship program in a collective effort to assist Bay Area high school students in achieving the goal of higher education. This unique partnership is the first of its kind in professional sports.

Bay Area All-Star Scholarships are awarded annually to six college-bound seniors currently attending a Bay Area public high school. All public high schools within this area are provided with detailed information about the scholarship opportunity and are encouraged to nominate two male and two female students for this prestigious award. Each recipient receives a \$3,000 scholarship. The students are also invited to attend a game at each team's home arena/stadium. The scholarship recipients, their guests and team representatives are provided game tickets, food and beverages and are recognized in a special ceremony during each game. For more information, contact Erin Buchanan at ebuchanan@svse.net

FAN PROGRAMS

SAN JOSE SHARKS FINATICAL KIDS CLUB

The San Jose Sharks FINatival Kids Club (FKC), a club for Sharks fans 16-and-under, is back for its fifth year!

The FKC was established during the 2005-06 season and has quickly SOLD OUT in each of its first four years. Once again, the FKC plans to expand its membership that has members from across the United States and Canada.

For one low price, members receive custom FKC merchandise, the ability to win signed memorabilia, access to exclusive members-only events and much more!



Sharks loveable mascot S.J. Sharkie will once again serve as FKC captain. Throughout the season, S.J. Sharkie will make appearances at various FKC events that include skate sessions and viewing parties.

To join lovable mascot S.J. Sharkie in the most exciting kids club in the NHL, call the FINatical Kids Club Hotline at 408-999-5824, E-mail FINaticalKidsClub@sjsharks.com or visit www.sjsharkie.com

PLAYSTATION FUTURE SHARKS

During the first intermission of selected Sharks home games during the 2009-10 season, local youth hockey teams will be given the chance to display their skills and talent in front of thousands of Sharks fans at HP Pavilion at San Jose.

For more than a decade, thousands of youth hockey players have graced the ice at HP Pavilion and have had the rare opportunity to skate on the same surface as NHL players through Future Sharks. Participating clubs can dress 12 players and are given the option to play either a two-minute hockey game or a 5-on-5 "Shootout" during the intermission. For more information, please contact Erin Buchanan at ebuchanan@svse.net

SHARKS & PARKS, AN NHL STREET PROGRAM

The Sharks Fan Development Department, in conjunction with NHL Street, is excited to announce another season of Sharks & Parks, a street hockey program designed to introduce hockey to youth in a fun and safe environment.

Started in 1991, Sharks & Parks has reached tens of thousands of kids by donating street hockey equipment and instructional material to schools and community centers throughout Northern California. The program was so successful that the NHL adopted it as a league-wide initiative the following year with 33 programs run by various NHL and American Hockey League (AHL) teams throughout the United States and Canada.

The Sharks & Parks season typically kicks off with a street hockey tournament held at HP Pavilion in the fall and continues throughout the year with various summits and hockey/skating clinics for participants and staff.

For more information about Sharks & Parks, please contact jcafuir@svse.net or visit the "Community" section on sjsharks.com

HIGH SCHOOL WRITERS DAY

Each season, the San Jose Sharks play hosts to the annual "High School Writers Day," an event which gives aspiring high school students the opportunity to experience the life of a professional journalist.

The day includes access to Sharks players, staff and/or beat writers, a press room meal, a behind the scenes tour of HP Pavilion and a press box view of the game.

At the conclusion of the event, the participants will write a recap of their experience, with one winner being selected to receive two tickets to a future game and have his/her work published on www.sjsharks.com.

For more information, please contact Jeff Cafuir at jcafuir@svse.net

SHARKS FOUNDATION

The Sharks Foundation was created in 1994 in an effort to increase organizational impact on the community. Its mission would prove to be the framework from which it grew: "The Sharks Foundation is dedicated to meeting the social, cultural and educational needs of our community by offering unique resources and financial assistance to support organizations that enhance the lives of local youth." The Sharks Foundation evolved and quickly expanded beyond its original charter, and since its inception has donated nearly \$4 million to more than 80 local beneficiaries.

In addition to its original grant program, the Sharks Foundation manages educational programs, plays host to major fundraisers, executes pledge programs and implements community outreach events. With the help of Sharks players, coaches and staff, the Sharks Foundation invests in the community with the hope of enhancing the lives of our youth.



GRANT PROGRAM & FUNDRAISERS

The Sharks Foundation provides financial assistance to 501(c)(3) organizations in Santa Clara County whose focus is geared towards youth programming and services. Through the grant program, organizations are selected to receive grants ranging from \$20,000 to \$25,000. Last year, the Sharks Foundation issued grants to 10 recipients that totaled more than \$230,000.

2008-09 GRANT RECIPIENTS

ACE Public School Network
City Year San Jose/Silicon Valley
Family & Children Services
Family Supportive Housing, Inc.
Friends Outside in Santa Clara County

O'Neill Sea Odyssey
Role Model Program
Sacred Heart Community Service
Support Network
Youth Science Institute



APPLIED MATERIALS SHARKS FOUNDATION GOLF CLASSIC

The Sharks Foundation Golf Classic is the Sharks Foundation's largest fundraiser. The entire Sharks roster, along with coaches and broadcasters, are matched with participants for an exciting day of golf at San Jose's Cinnabar Hills Golf Club. The day includes lunch on the course, amazing participant gifts, hole-in-one contests, raffle prizes, one of a kind silent and live auction items, dinner in the clubhouse and an awards ceremony.

SILENT AUCTION SERIES

Fans are given the opportunity to purchase memorabilia and help a worthy cause when they participate in the Charity Auction held at every home game. The Charity Auction takes place at the Sharks Foundation booth located outside Section 124 and items can range from autographed puck packages to game used sticks.

PLEDGE PROGRAMS

G.O.A.L.S. (GRANTING YOUTH OPPORTUNITIES TO ADVANCE, LEARN AND SUCCEED)

Sharks corporate partners participating in the G.O.A.L.S. program have pledged \$20 to the Sharks Foundation for each Sharks goal scored during the upcoming season. In 2008-09, G.O.A.L.S. partners donated \$45,000 to the Sharks Foundation based on team performance.

HOW THE SHARKS FOUNDATION IMPACTS SILICON VALLEY

"The Sharks Foundation and the Good Tidings Foundation both set out 14 years ago to improve the lives of youth in the area. The Sharks Foundation has been the South Bay leader in this mission. Their players, coaches and staff are truly passionate about helping deserving youth. I am honored to call them a community partner." — *Larry Harper*

Founder, Good Tidings Foundation

"'Reading Is Cool' is a wonderful program that encourages children of all levels to read. It's great that the San Jose Sharks are so committed to encouraging students of our community to believe that learning to read really is in fact cool." — *Lynda Campbell*
Kindergarten teacher, Valle Vista School

COMMUNITY OUTREACH EVENTS

ADOPT-A-FAMILY HOLIDAY PARTY

San Jose Sharks players, coaches and staff share the holiday season with local families in need as hosts of the Sharks Foundation's Adopt-A-Family Holiday Party. Festivities include an ice skating party at Sharks Ice at San Jose with arts and crafts, dinner donated by Outback Steakhouse, dessert and service donated by ARAMARK, photos with "S.J. Sharkie Claus" and more. Each child receives clothing and toys from their adoptive player, coach or staff member.

CHARITY DRIVES

The Sharks Foundation teams up with several groups throughout the year to play hosts to drives for items in need. In November, Sharks fans can help launch the Second Harvest Food Bank Holiday Food Drive by bringing canned food to games on Nov. 10 and 12. The U.S. Marine Corps Reserve's Toys For Tots Toy Drive will occur on Dec. 3 and 5. Fans are encouraged to bring a new and unwrapped toy to be given to a child in need. For the second year, the Share the Warmth Drive will be held on Dec. 11 and 17. New or gently used blankets and coats will be donated to those in need throughout Silicon Valley. Finally, the Reading Is Cool program will play hosts to Children's Book Drives on Jan. 21 and 23. All books will be donated to local elementary school libraries. All drives take place at the North and South Entrances of HP Pavilion at San Jose and monetary donations are also accepted.

EDUCATION PROGRAMS

READING IS COOL

Each year, the Sharks Foundation is proud to present Reading Is Cool, a literacy program directed at all public K-6 grade classrooms in Santa Clara County, Newark, Fremont and Union City. During the 2009-10 season, Reading Is Cool will reach approximately 20,000 kids in more than 950 classrooms. Reading Is Cool features monthly incentive awards, private practice field trips to Sharks Ice at San Jose, Top Reader Night, in-game book drives and Celebrity Story Hours.

For more information on the Sharks Foundation and its events or programming, please contact Laura Johnston at ljohnston@svse.net or visit sharksfoundation.org





S.J. SHARKIE

S.J. Sharkie enters his 19th season as the Sharks beloved mascot.

A consistent and familiar presence at every Sharks home game, Sharkie has the enviable task of entertaining a sold out crowd at "The Tank" night in and night out, performing a variety of exciting death-defying and unique stunts and acts. Sharkie's nightly performances range from rappelling from HP Pavilion at San Jose's rafters to speeding across the ice on his four-wheel all-terrain vehicle.

Since his NHL debut in January 1992, Sharkie has become one of the most recognized mascots in the universe. He's a highly respected figure both inside and outside of HP Pavilion and throughout the hockey community.

In addition to Sharks home games, this lovable mascot makes more than 500 outside appearances each year and makes a splash at any event. During the 2008-09 season, Sharkie's events ranged from birthday parties to flower deliveries, bar mitzvahs to weddings, corporate events and charity fund-raisers. In the past, he has even escorted a high school student to her senior prom and acted as the ring bearer at a wedding ceremony. Aptly coined as "The Hardest Working Fish in Sports," Sharkie has been selected to the NHL All-Star Game an amazing 13 times and assisted in dropping the ceremonial first puck at the 1997 All-Star Game in San Jose.

Besides his countless appearances, Sharkie is involved with numerous bay area charities. Sharkie also spends countless hours on behalf of the Sharks Foundation by lending a "fin" to their school programs, fund raisers, meetings and projects throughout the year.

Sharkie's popularity has "spawned" his very own merchandise line and web site (sjsharkie.com), the first ever devoted solely to a professional mascot. 2009 saw the online debut of Sharkie's very own social network pages on twitter and facebook (twitter.com/sjsharkie and facebook.com/sjsharkie).

When not performing in front of sold out crowds or charity events, Sharkie enjoys watching his favorite films including "Finding Nemo," "Slap Shot" and the entire "Jaws" series. Sharkie also enjoys listening to his favorite songs, which include "Fins" and "Bad to the (Fish) Bone."

For more information, appearance descriptions and in-game events, please visit sjsharkie.com





A T S A N J O S E

Northern California's Top Entertainment Venue

HP Pavilion at San Jose has been recognized as the biggest success story in the revitalization of downtown San Jose. For more than a decade, the facility with its distinctive 10-story glass pyramid entry and unique stainless steel façade has been the place-to-be-and-be-seen in the Bay Area.

Located in the heart of Silicon Valley, HP Pavilion is an exemplification of the architectural excellence and technological innovation that defines the area.

That statement carries more weight today, especially after the completion of a \$16.5 million renovation in the summer of 2007. The costs were shared by the City of San Jose and HP Pavilion.

Patrons entering HP Pavilion now enjoy the latest in audio and video technology to enhance their viewing experience. Most noticeable to the eyes is the high resolution LED center hung scoreboard — one of the largest in North America. The middle of the arena bowl features a full-color moving LED fascia display (also known as a ribbon board).

For the ears, there's a new state-of-the-art digital sound system and acoustical improvements. Finally, there were some minor changes to allow for interfacing with high





INSIDE THE IMPROVEMENTS



CENTER HUNG SCOREBOARD

- the new high resolution display is 18-by-24 feet and provides a 16x9 video image ratio used in High Definition television displays. The old analog video display was 9-by-12 feet
- HP Pavilion at San Jose is now one of 22 National Hockey League playing venues that have HD LED scoreboards

LED FASCIA DISPLAY

- this full-color, moving LED display (also known as a ribbon board) provides a very dramatic visual experience for guests
- the display allows HP Pavilion to provide flexible programming for events such as the NCAA Championships that require specific guidelines

SEATING AREA SOUND SYSTEM

- the new sound system uses state-of-the-art digital equipment and incorporates outward facing speaker clusters as opposed to distributed speaker placement
- guests will notice a clearer, more audible sound quality as sound will be generated from the center of HP Pavilion, as opposed to all around the building

RIGGING CAPACITY UPGRADE

- the capacity was increased from 75,000 pounds to 150-200,000 pounds
- concerts and in-arena events now utilize standard loads of 60-80,000 pounds and larger shows run 125-150,000 pounds. When HP Pavilion opened in 1993, a standard show load was 40,000 pounds and large shows had an average load of 60-80,000 pounds

HD VIDEO EQUIPMENT UPGRADE

- more sporting events are now being televised in HD, as opposed to Analog
- the upgrade insures reliability and interfacing with the new center hung scoreboard, LED systems, TV trucks and the new HP HD televisions within HP Pavilion.



HP PAVILION AT SAN JOSE FACTS AND FIGURES

SITE AND BUILDING INFORMATION

Site Location: Downtown San Jose, near West Santa Clara Street and Guadalupe Parkway (Highway 87)

Site Area: Approximately 17 acres

Building Dimensions: Length — 425 feet-by-425 feet; Height — 117 feet

Internal Space: 450,000 square feet

Exterior: Concrete; space frame steel truss; ribbed stainless steel siding; 10-story glass pyramid entry

Seating Capacity: 20,000 maximum; Basketball — 18,543; Multi-purpose — 16-20,000; Hockey — 17,496

Parking: Approximately 1,800 spaces on site; up to 8,000 spaces within a 5-10 minute walk

Executive Suites: 65 (Concourse 21, Penthouse 44)

Penthouse Terrace Group Entertainment Areas: 3

Cost: \$162.5 million (\$132.5 million funded by City of San Jose; \$30 million funded by San Jose Arena Management)

PROJECT

Developer: Redevelopment Agency of San Jose

Owner: City of San Jose

Builder: Perini Building Company, Western Division

Construction Manager: HuntCor Inc.

Architect: Sink Combs Dethlefs

Arena Operator: San Jose Arena Management

Original Name: San Jose Arena
Re-named Compaq Center at San Jose, March 27, 2001
Re-named HP Pavilion at San Jose, Nov. 30, 2002

Primary Tenant: San Jose Sharks

Groundbreaking: June 26, 1990

First Event: Ringling Brothers and Barnum & Bailey Circus, Sept. 8, 1993

First Hockey Game: San Jose Sharks vs. New York Islanders preseason game, Sept. 30, 1993

Days To Build: 540 days

definition telecasts originating from HP Pavilion and an increased rigging capacity for concerts and shows.

Besides the San Jose Sharks, champion teams (such as the three-time Arena Bowl Champion San Jose SaberCats of the Arena Football League and the 1995 Roller Hockey International Champion San Jose Rhinos) and championship events (three NCAA Men's Basketball Western Regional Finals, 2003-07 Pac-10 Women's Basketball Tournament, 1999 NCAA Women's Basketball Final Four and the 2007 Visa Gymnastics Championships) have taken place at HP Pavilion.

In addition, headliners such as Bruce Springsteen, The Rolling Stones, Barbra Streisand, The Three Tenors and Paul McCartney have performed before capacity crowds.

HP Pavilion at San Jose continues to set the standard for sports and entertainment venues worldwide. *Pollstar Magazine* ranked HP Pavilion as the No. 3 venue in the United States and seventh in the world in terms of non-sports tickets sold during the 2005 calendar year.

"HP Pavilion is San Jose's premiere sports and entertainment venue, drawing hundreds of first class events to San Jose every year," San Jose Mayor Chuck Reed said. "It's an economic engine that brings hundreds of thousands of people to downtown San Jose every year. We want to ensure that it continues to thrive in that role for the foreseeable future."

"The staff at HP Pavilion at San Jose takes great pride not only in providing world-class entertainment to our fan base, but also in maintaining a state-of-the-art venue that the people of San Jose can take pride in," Silicon Valley Sports and Entertainment President and Chief Executive Officer Greg Jamison said. "The enhancements will not only improve the quality of the fan experience, but it will also get the building to the standards that have become customary in entertainment facilities today."



GOT TICKETS ?

SECTIONS/PRICES:

Goalie View Upper Reserve	
(Row 13 and above)	\$21
Upper Sideline (Row 13 and above) . . .	\$36
Goalie View Upper Reserve	\$43
Upper Sideline	\$55
Lower Reserved	\$78
Upper Rim (First Row)	\$87
Premium Lower	\$92
End/Corner Comerica Bank Club	\$116
Premium Glass	\$121
Sideline Comerica Bank Club	\$126
VIP Glass	\$182

PURCHASING TICKETS

HP Pavilion at San Jose — The Pavilion Ticket Office is open:

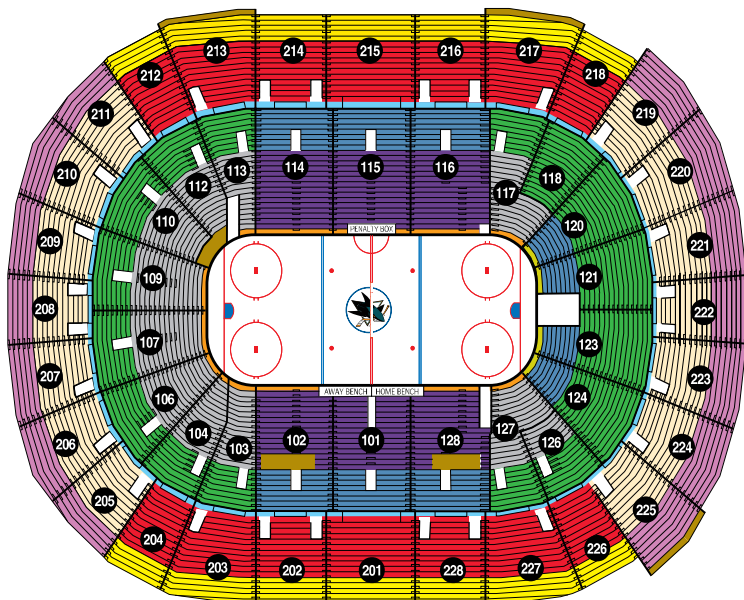
- Monday through Friday, 9:30 a.m. to 5:30 p.m.
- Closed Saturday, Sunday and Holidays
- Open for all HP Pavilion at San Jose events two hours before scheduled time

Tickets to all HP Pavilion at San Jose events are available at the HP Pavilion Ticket Office, Ticketmaster Ticket Centers located in select f.y.e., Macy's and Ritmo Latino stores throughout the Bay Area, online at Ticketmaster.com or charge by phone at 1-800-745-3000.

Group Ticket Information: 408-999-5757

Season Ticket and Partial Season Plan Information: 408-999-5757

Day of Game Ticket Sales: For most Sharks home games, a limited number of unused tickets held for League and team purposes may become available for sale to the public. These tickets will be sold on the day of the game at the HP Pavilion Ticket Office and through all Ticketmaster locations. Tickets typically go on sale at noon for evening games and 10 a.m. for afternoon games.



GENERAL



"THE VOICES OF WINTER"

TELEVISION BROADCASTS

In September, Comcast SportsNet California, the home of "Authentic Bay Area Sports," and the San Jose Sharks announced the inaugural season of Sharks coverage on Comcast SportsNet California, the team's new exclusive regional cable television home. Comcast SportsNet California will present the most comprehensive Sharks television schedule in the team's history, including 75 exclusive games for the 2009-10 National Hockey League season and 50 High Definition telecasts, a 16 percent increase from the previous season and the most HDTV Sharks telecasts ever offered.



Sharks fans also benefit from a significant increase in the amount of Sharks pregame and postgame analysis and insider access. Comcast SportsNet California will deliver a 54 percent increase in the number of "Sharks Pregame Live" and "Sharks Postgame Live" shows, giving fans more player and coach reaction and behind-the-scenes coverage than last season.

Calling all the Sharks games will be the veteran announcing team of Randy Hahn and Drew Remenda. "Sharks Pregame Live" and "Sharks Postgame Live," which will air before and following most home and away telecasts, will be anchored from Comcast SportsNet's new Northern California headquarters boasting state-of-the-art studios, a 24-hour newsroom and HD production facilities. Announcements regarding a sideline reporter and talent for "Sharks Pregame Live" and "Sharks Postgame Live" will be made at a later date.

For approximately 24 hours following each game, Comcast SportsNet California's Sharks telecasts will be available on Comcast Digital Cable's ON DEMAND Channel 1 at no additional cost. Select Sharks HDTV games will also be available ON DEMAND Channel 1.

RADIO BROADCASTS

SHARKS RADIO NETWORK

For the 19th consecutive season, the Sharks are broadcasting their entire 82-game regular season schedule and all playoff contests on the multi-station Sharks Radio Network, which reaches much of Northern California and parts of Nevada. The Network's flagship station, 98.5 K-FOX (KUFY-FM), continues its multi-year deal with the Sharks to bring all regular season and playoff games in their entirety to avoid listeners in the region.



Along with the regular season and playoff schedule, the San Jose-based radio station, also known as "98.5 K-FOX, the Classic Rock Experience," will air live coverage of two preseason games. Coverage begins with the popular 30-minute pregame show, "Sharks Warm-Up," which airs on 98.5 K-FOX in all regular season games except when a game originating outside the Pacific Time Zone occurs on a weekday. In these limited instances, the program will still be available on most Sharks Radio Network affiliates and on the Internet. During the playoffs, "Sharks Warm-Up" will air on 98.5 K-FOX in all instances.

Dan Rusanowsky returns for his 19th consecutive season of broadcasting Sharks games on the radio. Entering this season, Rusanowsky has witnessed and broadcast 1,335 regular season Sharks games and every playoff contest (125) in the team's history, including a consecutive game streak of 774 contests (725 regular season and 49 playoff games) that was snapped on Nov. 25, 2000 due to a serious automobile accident. The affable Rusanowsky, who's one of the club's most recognizable figures both on-and-off the ice, called his 1,300th NHL regular season broadcast on Jan. 29, 2009 vs. Phoenix.

For the fifth consecutive season, former Sharks center Jamie Baker will provide color commentary alongside Rusanowsky. A 10-year NHL veteran, Baker spent four seasons with the Sharks. Joining the duo to provide additional analysis on select broadcasts is ex-Sharks forward Dave Maley, who won a Stanley Cup with Montreal in 1986.



SHARKS RADIO NETWORK

STATION

98.5 K-FOX (KUFX-FM)

KAHI-AM 950

KATA-AM 1340

KESP-AM 970

KFIG-AM 1430

KFPT-AM 790

KKDV-FM 92.1

KNCI-FM 105.1 HD-3

KOMY-AM 1340

KRKC-AM 1490

KVON-AM 1440

KXBX-AM 1270

sjsharks.com

XM Satellite Radio

CITY

San Jose/San Francisco/Oakland (flagship station)

Auburn

Eureka-Arcata

Modesto

Fresno

Clovis

Walnut Creek/Concord

Sacramento

Monterey/Salinas/Santa Cruz

King City

Napa

Lakeport

Official Internet site of the San Jose Sharks

Official Satellite Provider of the NHL

FRANK ALBIN

Director of Broadcasting

Frank Albin is entering his 13th season as the Sharks director of broadcasting. Albin serves as producer and director for most of the Sharks 75-game television package on Comcast SportsNet California. Known around the National Hockey League for his hockey-first approach, his productions have been well received by Bay Area, satellite viewers and the NHL.

Albin also serves as the broadcast liaison between the Sharks, Comcast SportsNet California, visiting broadcasters and the NHL.

A 20-plus year veteran of live sports broadcasting, Albin spent nine years at PASS Sports in Detroit, where he worked on a wide variety of sports programming. From 1988-94, he produced and directed Detroit Red Wings telecasts, as well as the syndicated "Central Collegiate Hockey Association (CCHA) Game of the Week."

From 1995 until joining the Sharks in 1997, Albin spent three seasons with Major League Baseball's Detroit Tigers producing and directing broadcasts for their state-wide television network.

A graduate of Michigan State University and a native of Detroit, Albin has won multiple regional Emmy Awards for directing and feature producing, including one for Sharks coverage on CSN in 2008.



RANDY HAHN

Television Play-By-Play Broadcaster

Randy Hahn, who's expected to call his 1,000th Sharks game in December, describes the play-by-play action for Sharks games on Comcast SportsNet California. Hahn, who enters his 17th full season with the club, served in the same capacity on selected telecasts during San Jose's first two seasons (1991-93).

In 2008-09, Hahn captured his fourth Northern California Emmy Award in the "On Camera Talent-Play by Play" category. He also earned the award in 1999, 2002 and 2006.

Hahn and broadcast partner Drew Remenda are featured as the primary play-by-play and color voices on the recently released hockey video game, "NHL 2K10."

Hahn has more than 30 years of sports broadcast experience, including a unique first assignment when he was just 16 years old — calling the "paw-by-paw" action of a dog sled race in the Yukon Territory in 1974. He continues to be a versatile broadcaster, having done play-by-play on television and radio, anchoring radio sports shows and serving as television studio host for various sports programs. Hahn became the interim co-host of San Francisco CBS-5's "Evening Magazine" in February 2005, working alongside popular Bay Area personality Malou Nubla.

A native of Edmonton, Alberta, Hahn's other hockey broadcast experience came as studio host of Los Angeles Kings games on the Prime Ticket cable network before joining the Sharks. Early in his career, he was on the radio broadcast team of both the Vancouver Canucks and Edmonton Oilers, in addition to performing various broadcast roles in those cities.

Hahn is also an experienced soccer announcer. He called matches on ABC and ESPN during the 1994 World Cup. From 1982-92, he was the play-by-play voice of the North American and Major Indoor Soccer League's



GENERAL

San Diego Sockers. Hahn also announced the 1990 World Cup, the 1991 Women's World Cup and has called the action for USA National Team soccer games on SportsChannel and for Major League Soccer's Kansas City Wizards.

From 1991-94, Hahn was a studio anchor for SportsChannel Chicago's nightly highlight show and worked on broadcasts for collegiate basketball, baseball, volleyball and gymnastics. Hahn has been a play-by-play broadcaster for Arena Football League games on FSN.

In 1990, Hahn lived in San Jose and was instrumental in helping bring the National Hockey League to this area, serving as vice president of Pro Hockey San Jose — a grassroots, non-profit corporation formed for the purpose of attracting an NHL franchise to the new multi-purpose venue being built in downtown San Jose.

Hahn is actively involved in charity work in the Bay Area, especially with The Role Model Program in San Jose, The San Francisco Bay Area Council Boy Scouts and the Providing Autism Research (PAR for Kids) Foundation.

Hahn's wife, Roberta Gonzales, CBS-5's evening news weathercaster, is an Emmy Award winner herself and was recently awarded the Associated Press Television-Radio Award for "Best Weather Segment" for the fourth consecutive year. She's a former weathercaster at KNTV in San Jose and was honored as 1990 Woman of the Year in the field of communications by the *San Jose Mercury News* for her contributions to the South Bay.

DREW REMENDA

Television Color Analyst

Drew Remenda returns for his ninth season as the team's television color analyst, joining Television Play-by-Play Broadcaster and co-Emmy winner Randy Hahn for Sharks telecasts on Comcast SportsNet California.

Remenda also serves as the host of "Shark Byte," Comcast SportsNet California's popular magazine-style show dedicated to Sharks hockey on- and off-the-ice.

Remenda returned the Sharks family in 2007 after spending the 2006-07 campaign as an analyst for the Canadian Broadcast Company's (CBC) celebrated "Hockey Night in Canada" program, which followed six seasons as the Sharks television color analyst, where he won three Bay Area Emmy Awards (1999, 2001 and 2006). Previously, Remenda spent three seasons working with Dan Rusanowsky as radio color commentator on 98.5 KFOX and the Sharks Radio Network.

Drawing upon his extensive network of hockey contacts and his background as an assistant coach, Remenda skillfully provides in-game analysis, insightful information and anecdotes.

The Saskatoon, Saskatchewan native also serves as the host of "The Drew Remenda Sports Show," a staple on 650 CKOM Radio in Saskatoon and on 980 CJME in Regina.

Remenda and his broadcast partner Randy Hahn are featured as the primary play-by-play and color voices on the recently released hockey video game, "NHL 2K10."

A Sharks assistant coach from 1991-95, Remenda also served as associate coach for the Kansas City Blades of the International Hockey League, then the Sharks top developmental affiliate, in 1995-96. Before joining the Sharks organization, he served as the video coordinator for Hockey Canada, where he provided support for Canada's National Team and the Canadian Amateur Hockey Association. Remenda's vast hockey background also includes a stint as assistant coach at the University of Calgary from 1988-90 and coaching at the amateur level since 1983.



DAN RUSANOWSKY

Radio Play-By-Play Broadcaster

Veteran Radio Play-by-Play Announcer Dan Rusanowsky returns for his 19th consecutive season as the "Voice of the Sharks" on 98.5 KFOX (KUFM-FM) and the Sharks Radio Network.

A 30-year veteran of hockey broadcasting at all levels, Rusanowsky is one of the club's most recognizable figures, both on- and off-the-ice. He's responsible for producing all radio broadcasts, directs and administers the multi-station Sharks Radio Network (which provides coverage of all games for hockey fans in Northern California and parts of Nevada and Oregon) and oversees the relationship with flagship station 98.5 KFOX. A versatile performer, he also contributes to *Sharks Magazine*, the team's official game program, and sjsharks.com with regularly featured columns and broadcast reports.

An active, year-round member of the Bay Area broadcasting community, Rusanowsky is one of a select few play-by-play announcers who have been tapped by NHL Radio to announce the "Game of the Week" on Westwood One Radio Network. He was on the broadcast team for NHL Radio's production of the 1997 NHL All-Star Game in San Jose and has presented feature work on the League's network broadcasts.

Rusanowsky has provided the play-by-play call on several Major League Soccer radio broadcasts and





A-League "digicasts." He has served as a guest host on KNBR 680 and 1050 AM, as well as the nationally syndicated "Sports Byline USA/Sports Overnight America" programs. He has brought his voice to radio and television commercials, Atari video games, feature films and corporate video programs over the years. He also hosted "Dan's Dugout" on Oakland Athletics radio broadcasts in 1993. He ventured back into the baseball world in the summer of 2005 with "Dan's Diamond Notes," a regular weekly segment which airs during Greg Kihn's top-rated morning program on 98.5 KFOX.

Born in Milford, Conn., Rusanowsky's resume also includes television play-by-play work. A motor racing enthusiast, he was a member of the San Jose Grand Prix's closed circuit track telecast team, covering Champ Car, Toyota Atlantic, Trans-Am, U.S. Touring Car, Historic Stock Car, and Formula D action in front of more than 150,000 fans per year from 2005-07 and currently appears on Comcast SportsNet Bay Area's "Race Week" program. He has called the action on Comcast SportsNet Bay Area's coverage of Roller Hockey International telecasts, including the Oakland Skates and the 1995 Murphy Cup Champion San Jose Rhinos. He was also the TV voice of the now-defunct Continental Indoor Soccer League's San Jose Grizzlies and worked the "CISL Game of the Week" for Prime Network. He also makes regular appearances on Sharks television features.

Rusanowsky was injured in a serious automobile accident on Nov. 25, 2000, ending a continuous broadcast streak of Sharks regular season and playoff games at 774 (he has been behind the microphone for all 119 playoff games in Sharks history). Rusanowsky called his historic 1,000th Sharks regular season game on March 21, 2004 vs. Edmonton.

Along with his broadcasting duties, Rusanowsky makes numerous public speaking appearances in the community. He's the co-chair of the annual Ultimate Fantasy Hockey Playoffs Draft, benefiting the Foundation Fighting Blindness. This event has raised more than \$450,000 over its history in San Jose. He serves on the Executive Board of the Santa Clara County Council, Boy Scouts of America and serves on the Advisory Boards for the Boys and Girls Clubs of Silicon Valley and Services for Brain Injury. He also works with many other community organizations and is an active member of the NHL Broadcaster's Association.

Before arriving in the Bay Area, Rusanowsky provided the radio play-by-play call for the American Hockey League's New Haven Nighthawks (1986-91) and was the voice of St. Lawrence University's NCAA Division I hockey program from 1979-86. He received a bachelor's degree at St. Lawrence and subsequently earned his M.B.A. at Clarkson University.

JAMIE BAKER

Radio Color Analyst

Former Sharks center Jamie Baker returns to the airwaves for his fifth season of providing color analysis. Baker accentuates Dan Rusanowsky's radio broadcasts in explaining the finer details of the game, drawing from his experience as a former National Hockey League player.

Baker's high-energy personality, enthusiasm and excellent knowledge of the NHL have greatly enhanced Sharks radio broadcasts and his dedication to grassroots marketing have helped expand the ever-growing youth hockey population in the Bay Area.

Known for his speed, grit and tenacity as a player, Baker was always at his best when the game was on the line.

Following an outstanding college career at St. Lawrence University, Baker went on to play in parts of 10 NHL seasons, including three with the Sharks (1993-96). In 404 NHL games with Quebec, Ottawa, San Jose and Toronto, he tallied 150 points (71 goals, 79 assists). Baker also appeared in 25 Stanley Cup Playoff games with the Sharks, posting nine points (five goals, four assists) and 42 PIM.

He's still recognized for scoring what has been called the biggest goal in Sharks franchise history. As a member of the 1993-94 Sharks, a team just one year removed from an NHL-record 71 losses, the team posted the largest turnaround in NHL history the following season, improving by 58 points and earning a berth in the Stanley Cup Playoffs. As the No. 8 seed, the team drew the Presidents' Trophy-winning Detroit Red Wings. Baker scored the game-winning, series-clinching goal in Game 7 against Chris Osgood, allowing the Sharks to become the first eighth-seeded NHL team to defeat a No. 1 seed. The victory is also viewed by many as the "flash point" for turning San Jose into a hockey-passionate city.

Baker also serves as a co-host of Comcast SportsNet California's "Pregame Live" and "Postgame Live" programs which air on most Sharks home game nights.





DAVID MALEY

Radio Reporter

David Maley begins his fourth season with the Sharks radio team. A veteran of nine National Hockey League seasons (including two with San Jose), Maley provides color analysis for selected home games and participates in the pregame "Sharks Warmup" and intermission programming.

Known during his career as a physical, hard-hitting forward, Maley was a winner at every level. As a freshman at the University of Wisconsin in 1983, he was an important component to the Badgers NCAA Division I Champion squad.

Maley compiled 124 points (43 goals, 81 assists) and 1,043 PIM and played in 466 NHL games with Montreal, New Jersey, Edmonton, San Jose and the New York Islanders. In addition, he also appeared in 46 Stanley Cup Playoff games. During his second professional season in 1987, Maley won a Stanley Cup with the Canadiens.

In 1996, Maley founded Rollin' Ice at the Santa Clara County Fairgrounds, which became the Bay Area's premier inline hockey facility. Recently, Maley re-located the facility to south San Jose, where it has become the Silver Creek Sportsplex, a multi-faceted sports and fitness destination featuring 240,000 square feet of state-of-the-art facilities and professional expertise.

He has served as president of the San Jose Sharks Alumni since 2003, playing an integral part in raising funds for the Sharks Foundation.

Maley also serves on the board of the Police Activities League (PAL) and recently founded the Dream On Foundation, both of which give youth a chance to participate in sports that they could otherwise not afford.



SHARKS MAIN BROADCASTERS THROUGH THE YEARS

Jamie Baker (radio color analyst, 2005-present)

Chris Collins (radio color analyst, 1993-97)

Randy Hahn (television play-by-play, 1993-present)

Dennis Hull (radio and television color analyst, 1991-92)

Steve Konroyd (television color analyst, 1997-00)

Marty McSorley (television color analyst, 2006-07)

Drew Remenda (radio color analyst, 1997-00; television color analyst, 2000-06 and 2007-present)

Dan Rusanowsky (radio play-by-play, 1991-present)

Joe Starkey (television play-by-play, 1991-93)

Pete Stemkowski (television color analyst, 1993-97; radio color analyst, 2000-04)



Behind the scenes in the Sharks television truck, circa 2003-03.



ACCESS: The San Jose Sharks organization and Media Relations Department strive to make its players, coaches, management and other personnel available in a timely and responsible fashion to all accredited members of the media.

CREDENTIALS: Press seating for Sharks home games at HP Pavilion at San Jose is available to accredited media in the press box located on the north side of the building's upper level. Credential requests should be made in writing to Director of Media Relations Scott Emmert via E-mail at "semmert@svse.net" or fax at 408-999-5822. Credentials are good for admittance to the press room (building's first level) and to both teams' postgame locker rooms. The elevator to the press room and press box is located on the north side of the building's concourse. **ALL MEDIA MUST NOW ENTER HP PAVILION FOR SHARKS GAMES VIA THE SECURITY ENTRANCE, LOCATED AT THE REAR OF THE BUILDING, NEXT TO BUT NOT IN THE LOADING DOCK.**

All international credential requests must go through NHL Public Relations AT LEAST 24 hours prior to the requested game.

Due to limited press box seating, those requesting single-game credentials will be seated on an as-available basis, with preference given to the following: local daily newspapers, wire services and approved websites, television stations with sportscasts, radio stations which use actualities, visiting media, national media. Next preference goes to other Bay Area media including weekly newspapers, general topic magazines and television shows and any other media, which have a specific assignment to cover a Sharks game. Single-game credentials must be picked up at the Security Entrance. Possessing a full-season or single-game media credential does not provide parking privileges in the HP Pavilion parking lots. If you do not hold a full season parking pass, you may request a single-game pass from Scott Emmert. Single-game spots are EXTREMELY limited and are distributed at the media relations director's discretion on a priority basis.

MEDIA MEMBERS HOLDING SEASON PASSES SHOULD NOTIFY THE MEDIA RELATIONS DEPARTMENT IF PLANNING TO COVER A GAME IN ORDER TO RESERVE SEATING. A MEDIA CREDENTIAL CANNOT BE USED TO SIT IN SPECTATOR SEATING AREAS.

DAY-OF-GAME INTERVIEWS: After the completion of the morning skate (which typically begins at 10:30 a.m. for a 7:30 p.m. start), is the best time to interview players and coaches on a game day. "Pre-tape" television or radio requests to interview a player upon his arrival to the building for the game must be made no later than the conclusion of the team's morning practice and cannot be guaranteed. If the team is not practicing, the request must be made to the Sharks, or visiting team public relations department, no later than 10 a.m. on the day of the game. The Sharks Media Relations Department cannot guarantee access to players or coaches if practice is not scheduled.

DAY-OF-GAME PRACTICES: On home game days when the Sharks choose to practice, they will typically take the ice at approximately 10:30 a.m. at HP Pavilion at San Jose. Media members should plan on arriving by 10:30 a.m. for game-day practices to ensure the availability of the requested players. The visiting team's practice usually follows the Sharks, beginning normally at 11:30 a.m. **TIMES AND LOCATIONS FOR BOTH THE HOME AND VISITING TEAMS ARE SUBJECT TO CHANGE.** Contact the Sharks Media Relations Department if there is a question regarding either team's practice schedule.

PREGAME MEDIA ACCESS: Sharks players and coaches are available to credentialed members of the media for a 30-minute window, which begins two-and-a-half hours before game time. For example, pregame media access for a 7:30 p.m. home game lasts from 5 p.m. until 5:30 p.m. Media members who wish to utilize this media access window are strongly encouraged to contact the Sharks Media Relations Department in advance with their interview requests.

LOCKER ROOMS: The home and visiting team locker rooms will re-open within five minutes after the game. The officials' locker room is off-limits to the media. Should a comment or interpretation from the game's referee or NHL supervisor be needed, contact a member of the Sharks Media Relations Department and a pool reporter may be assigned.

PHOTOGRAPHERS: Only those photographers on assignment will be allowed access to designated photography locations at rink level and in overhead positions. Photo holes are accessible to local dailies, wire service photographers and local TV crews (for non-televised games). Two ice-level photography positions are reserved for Sharks team photographers. Additional photography positions are determined on a first-come, first-served basis; however, in cases of increased photographer (i.e. playoffs) attendance, positions will be assigned by the Sharks Media Relations Department. In all cases, photographers should check in with a media relations representative in the press room before game time. Because of very limited photography locations and NHL Images regulations, it is not possible to accommodate freelance photographers.

PRESS ROOM: Media possessing full-season credentials or those granted single-game credentials are invited to have a meal, for a nominal fee, before each game in the press room, located on the lower level (building's north side). The room opens two-and-one-half (2:30) hours before game time. Dining room usage is limited to those presenting valid Sharks or NHL Team Management passes. It is impossible to accommodate family members, friends, guests or others. Any abuse of dining room privileges may cause forfeiture of a media pass. Limited refreshments are also available during intermissions as well as in the press box during games.

SERVICES: Game notes, lineups, press releases, complete statistics and other pertinent information will be furnished by the Sharks Media Relations Department. There are sufficient electrical outlets and telephones available in the press box and media work room (adjacent to the Press Room). Preference for phone use will be given to writers and broadcasters filing stories on deadline. The Sharks also provide complimentary facsimile services for working media, if necessary. The press room and press box are equipped with WI-FI wireless Internet service, as well as high-speed DSL hardlines.

TELEVISION COVERAGE: All television stations are prohibited by the National Hockey League from shooting and distributing game footage of any contest that is being broadcast from HP Pavilion at San Jose by either the San Jose Sharks, the visiting team or network television. Requests for special features and the like should be directed to the Sharks Media Relations Department.



The San Jose Sharks made the rounds around the Bay Area before their inaugural 1991-92 season. Original draft picks Pat Falloon (left) and Ray Whitney meet Oakland Athletics outfielder Dave Henderson at the Oakland Coliseum in 1991.



Sharks players gather at center ice during a first-year practice session at the Cow Palace.



WORCESTER SHARKS





2009-10 WORCESTER SHARKS SCHEDULE

WORCESTER SHARKS

OCTOBER

SUN	MON	TUES	WED	THU	FRI	SAT
				1	2	3 ADK 7:00 PM
4	5	6	7	8	9 BRI 7:00 PM	10 LOW 7:00 PM
11	12	13	14	15	16	17 LOW 7:05 PM
18 ALB 3:05 PM	19	20	21	22	23 PRO 7:05 PM	24 SPR 7:05 PM
25 HFD 3:00 PM	26	27	28	29	30 BRI 7:05 PM	31 MCH 7:00 PM

NOVEMBER

SUN	MON	TUES	WED	THU	FRI	SAT
1 SPR 3:05 PM	2	3	4	5	6 MCH 7:05 PM	7 WBS 7:05 PM
8	9	10	11 LOW 1:05 PM	12	13 LOW 7:00 PM	14 HFD 7:05 PM
15 PRO 3:05 PM	16	17	18 POR 7:05 PM	19	20 POR 7:00 PM	21 PRO 7:05 PM
22 NOR 3:05 PM	23	24	25 SPR 7:00 PM	26	27 PRO 7:05 PM	28 BRI 7:05 PM
29	30					

DECEMBER

SUN	MON	TUES	WED	THU	FRI	SAT
		1	2	3	4 SPR 7:30 PM	5 MCH 7:00 PM
6 POR 3:05 PM	7	8	9	10	11 MCH 7:30 PM	12
13	14	15	16	17	18 MCH 7:05 PM	19 ADK 7:05 PM
20	21	22	23	24	25	26 SPR 7:05 PM
27 LOW 3:05 PM	28	29 MCH 7:05 PM	30	31 POR 5:30 PM		

JANUARY

SUN	MON	TUES	WED	THU	FRI	SAT
					1	2 LOW 7:00 PM
3 BRI 3:05 PM	4	5	6	7	8 HAR 7:05 PM	9 PRO 7:05 PM
10 POR 3:05 PM	11	12	13 SPR 7:05 PM	14	15 POR 7:05 PM	16 MAN 7:05 PM
17 BRI 1:00 PM	18	19	20	21	22	23 SYR 7:00 PM
24	25	26	27 MTB 7:05 PM	28	29 MTB 7:05 PM	30
31 LOW 3:05 PM						

FEBRUARY

SUN	MON	TUES	WED	THU	FRI	SAT
	1	2	3 SPR 7:00 PM	4	5 LOW 7:05 PM	6 PRO 7:05 PM
7 PRO 2:05 PM	8	9	10	11	12 BRI 7:00 PM	13
14 MCH 3:00 PM	15	16 SPR 7:00 PM	17	18	19 BNG 7:05 PM	20 HFD 7:00 PM
21	22	23	24 POR 7:05 PM	25	26 ABB 7:05 PM	27 ABB 7:05 PM
28						

MARCH

SUN	MON	TUES	WED	THU	FRI	SAT
	1	2 MTB 8:30 PM	3 MTB 8:30 PM	4	5 ABB 10:30 PM	6 ABB 9:00 PM
7	8	9	10 HFD 7:05 PM	11	12 BNG 7:05 PM	13
14 HER 4:05 PM	15	16	17 ALB 7:00 PM	18	19	20 PRO 7:05 PM
21 LOW 4:00 PM	22	23 SYR 7:05 PM	24	25	26 HER 7:00 PM	27 NOR 7:15 PM
28 WBS 3:05 PM	29	30	31			

APRIL

SUN	MON	TUES	WED	THU	FRI	SAT
				1 HFD 7:00 PM	2 PRO 7:05 PM	3 LOW 7:00 PM
4	5	6	7 HFD 7:00 PM	8	9 HFD 7:05 PM	10 PRO 7:05 PM
11 POR 4:00 PM						

TEAM ABBREVIATIONS

ABB (Abbotsford)	MCH (Manchester)
ADK (Adirondack)	MTB (Manitoba)
ALB (Albany)	NOR (Norfolk)
BNG (Binghamton)	POR (Portland)
BRI (Bridgeport)	PRO (Providence)
HER (Hershey)	SPR (Springfield)
HFD (Hartford)	SYR (Syracuse)
LOW (Lowell)	WBS (Wilkes-Barre)



All 80 games broadcast live on WTAG.

All games webcast at SharksAHL.com
All dates and times are subject to change.
Times listed are Eastern Time Zone.

HOME GAME

AWAY GAME

HOME GAME TELEVIEWED ON CHARTER TV3



(508) 929-0500 SharksAHL.com



DCU Center

50 Foster Street
Worcester, Mass. 01608
508-929-0500
508-929-0517 (fax)
sharksahl.com

Governor	Greg Jamison
President and CEO	Michael T. Lehr
General Manager	Wayne Thomas
Senior Vice President of Business and Hockey Administration	Michael A. Mudd
Head Coach	Roy Sommer
Assistant Coach	David Cunniff
Head Athletic Trainer	Matt White
Head Equipment Manager	Vinny Ferraiuolo
Assistant Equipment Manager	Tim Wegner
Strength & Conditioning Assistant	Jaime Rodriguez
Chairwoman, Sharks Charities	Mary DeFeudis
Senior Director of Sales and Marketing	Suzanne Schwartz
Director of Community Relations & Youth Hockey	Michael Myers
Director of Public Relations & Broadcasting	Eric Lindquist
Marketing Manager	Abigail Thelin
Corporate Partnerships Manager	Eric B. Horn
Merchandise Manager	David Gwozdz
Sales and Marketing Coordinator	Katie Kohutanycz
Ticket Operations Coordinator/Account Executive	Kristen Mansur
Administrative and Event Coordinator	Matt Catacchio
Senior Account Executive	Lindsey Marranca
Account Executives	Jonathan Forsberg, Marina Riva, Zack Hoover
Accounting Clerk	Erin McGlashing



MICHAEL T. LEHR

President and CEO



Michael T. Lehr serves as president and CEO of Sharks Minor Holdings, LLC and the Worcester Sharks. Lehr's experience and expertise direct the day-to-day business operations of the Sharks minor league operations, while serving as the direct liaison to the Silicon Valley Sports & Entertainment ownership group.

In addition, he's responsible for various parts of the SVSE operations, including the exploration of new opportunities in domestic and international properties. He's the day-to-day representative on the American Hockey League's Board of Governors, serving as the Sharks alternate governor.

It was through his due diligence and intuition that the Worcester Sharks came into existence on Jan. 9, 2006. Lehr immediately knew the possibilities of the Worcester market and the city's passion for hockey. He worked extremely hard to form a mutually beneficial partnership with the DCU Center and city leaders to return the AHL to the city. Lehr knew that pacts as strong as the current one between the team, city and building are what make successful franchises at all levels of sport. His close working relationship with AHL President and CEO David Andrews and the AHL Board of Governors led to the unanimous approval of the franchise for the 2006-07 season.

Lehr's mission is threefold: 1) to help the Sharks develop their young talent to play in the NHL, while winning both the Stanley and Calder Cups; 2) make the Worcester Sharks a successful member of the business community as a stand-alone business; and 3) integrate the Sharks into the fabric of the Worcester community.

Over the past three seasons, Lehr has guided the Worcester Sharks to become one of the AHL's top regarded franchises. Along with Vice President of Hockey and Business Administration Michael Mudd, Lehr was instrumental in developing and producing the Worcester bid to the AHL Board of Governors in order to secure the 2009 AHL All-Star Classic for Worcester, the first time in 50 years the AHL All-Star Classic was held in Massachusetts. The 2009 AHL All-Star Classic was a tremendous success, with all four events filled to capacity and showcased the city.

Under Lehr's direction, the Worcester Sharks have developed and implemented several groundbreaking community initiatives including the "Be a Leader" program and the opening ceremonies for the Special Olympics Massachusetts. He also serves on the Board of Directors for the Worcester Regional Chamber of Commerce.

Before joining Sharks Minor Holdings, Lehr successfully worked in Major League Baseball and for regional sports networks. He served as the regional director of programming and network operations for SportsChannel Ohio in Cleveland and Cincinnati from 1991-93. Under Lehr's direction, SportsChannel captured its first local Emmy Award for "Outstanding Sports Coverage" of Indians Baseball. He also spent time in management roles with Prime Cable of Chicago and Westinghouse Broadcasting, Inc.

In 1993, Lehr became director of broadcasting for the Cleveland Indians. During his tenure with the Indians, he oversaw the creation of the Indians Radio Network, negotiated broadcasting contracts and successfully engineered the formation of ballpark entertainment at Jacobs Field.

In 1996, Lehr joined the Baltimore Orioles as vice president of marketing and broadcasting. While with the Orioles, Lehr was responsible for overseeing many facets of the organization including marketing, broadcasting, advertising, corporate partnerships, luxury suite sales, retail operations, on-line ventures, ballpark entertainment, publishing, fantasy camps, spring training operations, promotions and ticket sales. Under his leadership, the Orioles more than doubled their corporate sponsorship and broadcasting revenues while setting a franchise high in ticket sales. He was a member of both the Marketing and Advertising committees for Major League Baseball. Immediately before joining Sharks Minor Holdings, Lehr served as managing partner and co-founder of Power Plant Studios, a full-service marketing, management and communications group whose clients included Baseball Hall of Famer Cal Ripken Jr.

Lehr's commitment to the community has followed him in each city he has lived. He has been active for such charity groups as Big & Little Brothers, Cleveland Indians Charities, Orioles Foundation, American Lung Association, Grant-A-Wish, YMCA, Special Olympics, Cleveland Sports Commission and several other youth sports organizations.

A native of Chicago, Lehr earned a bachelor's degree in Communications and Political Science from the University of Wisconsin-Madison.

**MICHAEL A. MUDD****Senior Vice President of Hockey and Business Administration**

Michael A. Mudd serves as the senior vice president of hockey and business administration for the Worcester Sharks. Mudd works alongside Sharks President and CEO Michael T. Lehr and General Manager Wayne Thomas, playing a vital role in all aspects of the Sharks operations.

Mudd assists Lehr in the overall business operations of the franchise. He manages the Corporate, Ticket, Marketing, Community Relations, Public Relations, Merchandise and Broadcasting departments. Mudd was instrumental in developing and producing the Worcester bid to the American Hockey League Board of Governors in order to secure the 2009 AHL All-Star Classic for Worcester. He was also the project manager of the event which was a tremendous success, selling out all four events.

In addition to Mudd's responsibilities helping run the business side of the hockey club, he serves as the Sharks liaison with the AHL office for all hockey-related administrative issues including regular season and playoff scheduling. He's also responsible for the development and the management of the hockey operations budget, the organization of team travel and the administration of training camp. In addition, he has a hand in evaluating Sharks prospects in Worcester as well as prospects from other AHL teams. When the Worcester roster is depleted due to player injuries or player recalls to San Jose, he works alongside Thomas in researching or locating talent from other hockey leagues.

Mudd enters his ninth season with the Sharks organization. Before joining the Sharks, he served as general manager of the Cleveland Lumberjacks of the International Hockey League. During his two years in hockey operations with the 'Jacks, Mudd compiled an 83-62-19 record, helping lead the club to two straight Turner Cup Playoff berths.

From 1997-99, he served as general manager and director of hockey operations for the ECHL's Chesapeake Ice Breakers. Under his guidance and through difficult circumstances off the ice, the expansion team posted a combined record of 68-53-19 and qualified for the Kelly Cup Playoffs in each of its two seasons. Before going to the Ice Breakers, he was the assistant general manager for the AHL's Baltimore Bandits, where he also was the team's goaltending coach and led the Bandits to two Calder Cup berths in their two-year history.

Mudd is also an active participant in the endeavors of several local community organizations, including serving on the board of the Worcester area March of Dimes and Devereux Center.

A native of Amherst, N.Y., Mudd is a 1990 graduate of St. Lawrence University with a bachelor's in Economics. A goaltender, he was a four-year member of the hockey team at St. Lawrence University. Mudd's hockey teams won ECAC Division I Championships in 1988 and 1990 and were NCAA Division I finalists in 1988. As a senior, he was among the NCAA Division I leaders in all goaltending categories, culminating in receiving the team's "Coaches" Award. Mudd also attended the 1990 St. Louis Blues NHL training camp and played professional hockey for two seasons in the ECHL and IHL.

Mudd, an all-around athlete, also played baseball for four years and was named to the All-ICAC team as a freshman center fielder. He earned his master's in Sports Management from Miami University (Ohio), where he was assistant coach of the hockey team from 1992-94 under legendary coach George Gwozdecky.

Mudd and his wife, Holly, have two sons, Tyler and Connor, and a daughter, Ashley.



Derek Joslin (left) and Ryan Vesce represented Worcester at the 2009 AHL All-Star Classic.

ROY SOMMER

Head Coach



Worcester Sharks Head Coach Roy Sommer, who plays a major role in developing players for the San Jose Sharks, is currently the longest-tenured coach in the American Hockey League. The native of Oakland, Calif. returns for his 12th season behind the bench of San Jose's top development affiliate and his 14th season overall with the Sharks organization. In his 12 seasons as head coach, Sommer has compiled a 393-377-54-56 record in the regular season and has reached the postseason six times including last year's Division Finals.

As coach of the Sharks top development affiliate, Sommer has coached more than 70 players who have spent time in the National Hockey League, including 2005-06 Maurice "Rocket" Richard Trophy winner Jonathan Cheechoo. In 2008-09, the San Jose Sharks featured 21 players on their roster that had spent time under Sommer's tutelage through the developmental system. Adding to his stellar resume of development, 11 players made their NHL debut with the Sharks over the last two seasons, including Derek Joslin, Jamie McGinn, Brad Staubitz and Ryan Vesce last year.

From 1999-01 with the Kentucky Thoroughblades, the Sharks top development team before the franchise's move to Cleveland, Sommer's club went 84-50-21-5 to capture two consecutive Mid-Atlantic Division titles and went to the Calder Cup Playoffs each season. Sommer's success was recognized during the 1999-00 season with his selection as the head coach for the Canadian All-Star Team at the AHL's mid-season classic, where his squad toppled PlanetUSA, 8-3.

During his first season in Kentucky (1998-99), the Thoroughblades registered franchise records for most regular season wins (44), most road wins (21) and total points (98) in a season while posting the league's fifth-best record. This success came despite having 17 players on Kentucky's roster promoted to the NHL at some point during the season.

Before being named head coach of the Thoroughblades in 1998, Sommer, 51, spent two seasons (1996-98) as an assistant coach with the San Jose Sharks.

With the NHL Sharks, Sommer was responsible for pre-scouting upcoming opponents for their offensive and defensive tendencies, line combinations and special teams tactics. In addition, he assisted in running practices and provided special on-ice extended workouts with scratched players and those rehabilitating injuries.

Before Sommer joined San Jose, he was head coach of the ECHL's Richmond Renegades from 1991-96 and was named 1995-96 Coach of the Year after leading his team to a league-best 46-11-13 mark and a league-record 105 points in capturing the Brabham Cup (best regular season record). Sommer led the Renegades to the Riley Cup (league playoff championship) in 1994-95 after posting a 41-20-7 regular season record. In addition, he served as head coach of the ECHL's East All-Star Team in 1994-95 and the North All-Star Team in 1995-96.

Sommer's additional ice hockey coaching experience includes assistant coaching stints with the Albany Choppers and Muskegon Lumberjacks of the International Hockey League and working with USA Hockey as an assistant coach at several evaluation camps for 16- and 17-year-old players.

In 1998, he served as head coach and general manager for the silver-medal winning Team USA (4-1-0 record) at the International Ice Hockey Federation In-Line Hockey World Championships in Anaheim. Sommer led his squad to gold medal finishes in each of the first two tournaments (1996 in St. Paul, Minn. and 1997 in Anaheim) and posted undefeated records each year. His three-year coaching mark at this prestigious tournament stands at 17-1-0.

The former Bay Area youth hockey player coached Roller Hockey International's San Jose Rhinos for three seasons (1994-96), including capturing the 1995 Murphy Cup (league championship). In addition, Sommer served as head coach for RHI's 1996 Western Conference All-Star Team.

Before stepping behind the bench, Sommer played nine seasons of professional ice hockey. A sixth round selection by the Toronto Maple Leafs in 1977, Sommer played in the Leafs system as well as those of the St. Louis Blues, Edmonton Oilers, New Jersey Devils and Pittsburgh Penguins. The highlight of Sommer's NHL career came during the 1980-81 season when, as a teammate of Wayne Gretzky, Sommer scored a goal in his NHL debut with the Edmonton Oilers.

He served as captain of the Wichita Wind from 1980-83 and again with Muskegon in 1986-87. Sommer, who played left wing and center during his career, was a member of the AHL Calder Cup Champion Maine Mariners in 1983-84 and helped lead Muskegon to the IHL title (Turner Cup) in 1985-86. He played his junior hockey for the Spruce Grove Mets, which won the 1975 Centennial Cup, and for the Calgary Centennials. Sommer was a member of the United States National Team at the World Junior Championships in 1976-77.

Sommer currently resides in Shrewsbury, Mass. with his wife Melissa and his three children: Marley, Kastien and Kyra.

DAVID CUNNIFF

Assistant Coach

David Cuniff returns for his eighth season as assistant coach for San Jose's top affiliate, the Worcester Sharks. Making his coaching debut seven seasons ago, Cuniff has played an integral role in assisting Head Coach Roy Sommer in all coaching duties including video breakdown, player assessment and scouting.

Cuniff's coaching efforts are primarily focused on the defensive end. His presence was pivotal in the rapid development of several defensemen including Christian Ehrhoff, Douglas Murray, Derek Joslin and Mike Moore. With a focus on player development, Cuniff assists in the Sharks Summer Development Camp and the Sharks Rookie Tournament.

For the past seven seasons, Cuniff has been an instructor at the San Jose Sharks Summer Hockey School. By doing so, he has shared his expertise with more than 1,000 campers ranging from age six to adult.

The son of the late NHL veteran and U.S. Olympic Team Coach John Cuniff, David played eight seasons of professional hockey in the American and East Coast Hockey Leagues. That stint included playing two seasons under his father with the American Hockey League's Albany River Rats (1998-00). After a one-year hiatus, he concluded his playing career in the 2001-02 season with Louisiana and Richmond in the ECHL. In 268 AHL and ECHL games, Cuniff scored 82 points (38 goals and 44 assists) and posted 555 penalty minutes.

The South Boston native played his college hockey at Salem State College and currently resides in Milton, Mass. with his wife Mary-Ann and their two sons, Patrick and David.



MATTHEW WHITE

Head Athletic Trainer

Matthew White enters his ninth season in the AHL and his fourth with the Worcester Sharks as head athletic trainer.

A graduate of University of New Hampshire and Boston University, White joined the Sharks after a spending a year with intercollegiate athletes at Boston University. Before working at BU, he was the head athletic trainer for the American Hockey League's Cincinnati Mighty Ducks for five seasons. White has also served as an athletic trainer at the College of Holy Cross in Worcester.

During the offseason, White directs his own strength and conditioning program for junior and high school aged athletes throughout Central Massachusetts at the DCU Center.

White currently lives in Holden, Mass. with his wife Kim and their three children: Abigail, Eloise and Evelyn.



JAIME RODRIGUEZ

Strength and Conditioning Assistant

Jaime Rodriguez enters his third season as Worcester's strength and conditioning assistant. Rodriguez will be working part time with Head Athletic Trainer Matt White to help with the growth and development of the Sharks prospects in Worcester.

Rodriguez, a 2003 graduate of Lasell College, is the program director, head strength coach and personal trainer at Mike Boyles Strength and Conditioning. Most recently, Rodriguez served as assistant strength and conditioning coordinator for the 2007 Anaheim Ducks Prospect Camp.

Rodriguez is a native of The Bronx, N.Y. and currently lives in Arlington, Mass. with his wife Juliana and their son Jayden.



Proud to be the official Sports Medicine Provider for the Worcester Sharks



SAINT VINCENT
HOSPITAL

A history of excellence. A century of care.

(508) 363-5000 • StVincentHospital.com



The Ultimate Power Play!

Fallon Clinic Accepts
ALL Major Insurances

Fallon Community
Health Plan

Blue Cross Blue
Shield of MA

AETNA

Harvard Pilgrim
Health Care

CIGNA

...and more.



Dr. Bill Balcom has been a team physician for the New York Yankees, San Francisco Giants, and the WNBA Connecticut Sun.



Dr. Bill Morgan was the team physician for the 2004 World Series Champion Boston Red Sox and a physician consultant for the Boston Celtics.

Dr. Bill Morgan and Dr. Bill Balcom – leading the team of sports medicine experts for the Worcester Sharks

And now **YOU** can get the same high quality care as the pros!
Find out more at www.fallonclinic.org



Treating you well.™

(800) AT-FALLON

www.fallonclinic.org

VINNY FERRAIUOLO

Head Equipment Manager

Vinny Ferraiuolo enters his 13th season as equipment manager, his fifth as head equipment manager with San Jose's top development affiliate in the American Hockey League.

Before joining the Sharks, Ferraiuolo spent a season with the Bridgeport Sound Tigers and three with the Providence Bruins, including part of the Calder Cup Champions club in 1999. Ferraiuolo was named as equipment manager for the 2000 and 2009 AHL All-Star Classics for Planet USA.

The 31-year-old native of Roanoke, Va. has also served as the assistant equipment manager for the New York Islanders and head equipment manager for the Texas Wildcatters (a now-defunct ECHL team) and the Wheeling Nailers (ECHL). He resides in Worcester.



TIM WEGNER

Assistant Equipment Manager

Tim Wegner enters his third season with the Worcester Sharks, his first as the assistant equipment manager.

Wegner, 25, graduated from The Ohio State University with a major in Marketing and a minor in Communications. The Elyria, Ohio native spent two seasons as an account executive with the Sharks before being named the assistant equipment manager this past July.



ERIC LINDQUIST

**Director of Public Relations and Broadcasting
Voice of the Worcester Sharks**



Radio Play-by-Play Announcer Eric Lindquist returns for his third season as the "Voice of the Sharks" on 580AM and 94.9FM WTAG. This seven-year broadcasting veteran will also direct all public relations matters and structure the Sharks broadcast deals.

Lindquist also serves as the play-by-play announcer for all Sharks games televised on Charter TV-3 and the NHL Network. Last season, he called the action for the 2009 American Hockey League All-Star Game in Worcester on Sirius XM Radio and XM Canada.

Before joining the Sharks, Lindquist served as director of media relations and baseball operations and was the voice for the Long Beach Armada, a member of the Golden Baseball League. Lindquist joined the Armada after spending a season as the director of media relations and play-by-play announcer for the ECHL's Long Beach Ice Dogs.

Lindquist does have Massachusetts ties. He's a native of North Andover and was the color commentator for the former Lowell Lock Monsters and the Lowell Spinners, the single-A affiliate of the Boston Red Sox. He's a graduate of Northeastern University, where he called the action for men's hockey and baseball teams for two seasons.

HEAR ALL 80 GAMES ON



SELECT GAMES ON CHARTER WCTR3



**ALL GAMES WEBCAST ON
SHARKSAHL.COM**



SEATING CHART/TICKET INFORMATION

INDIVIDUAL TICKET PRICES

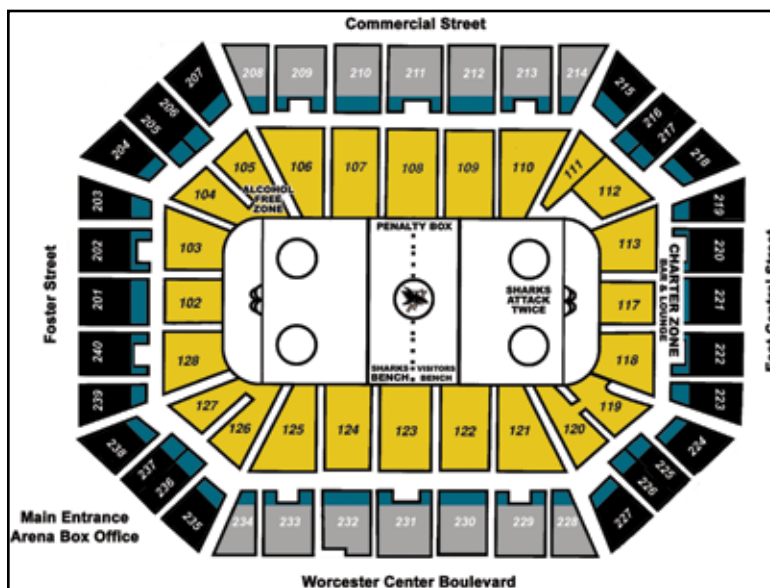
LOCATION	ADULT*	SENIOR/ ACTIVE MILITARY*	YOUTH*
GOLD LEVEL	\$17.25	\$10.75	\$10.75
TEAL LEVEL	\$14.25	\$10.75	\$10.75

*City of Worcester \$.50 facility fee included

SEASON TICKET PRICES

SEASON TICKET PLAN PRICING*	FULL SEASON ADULT/ CHILD & SENIOR	FULL SEASON FLEX ADULT/ CHILD & SENIOR	HALF SEASON ADULT/ CHILD & SENIOR	10-GAME PLANS ADULT/ CHILD & SENIOR
GOLD LEVEL	\$550/\$400	\$550/\$400	\$290/\$200	\$157.50/\$107.50
TEAL LEVEL	\$450/\$360	\$450/\$360	\$240/\$180	\$127.50/\$107.50

DCU CENTER SEATING CHART



For 26 years, the DCU Center in Worcester, Mass. has been recognized as the gathering place for people to experience the finest in entertainment, sporting events and public functions. Hailed as one of the nation's most successful entertainment and convention facilities, the DCU Center opened its doors in September 1982 with the legendary Frank Sinatra Inaugural Concert. Since that time, acts of all musical genres have found their way to the arena stage. From rock to rap, country to contemporary, millions of fans from all over the world have come to the DCU Center to see their favorite performers.



The arena features annual appearances of the top family shows including Ringling Bros. and Barnum & Bailey Circus, Sesame Street Live, Disney On Ice, Harlem Globetrotters and The Wiggles among others. The DCU Center also plays host to a variety of sporting and entertainment events including NCAA basketball and hockey, Holy Cross Basketball, Professional Bull Riding, MIAA High School Basketball Championships, Monster Trucks and more.

In addition, the building is the proud home to the American Hockey League's Worcester Sharks. Operated and affiliated with the San Jose Sharks, the Worcester Sharks play 40 regular season home games at the DCU Center.

The facility expanded in 1997 with the opening of an attached state-of-the-art convention center that features panoramic views of downtown Worcester. The complex, described as an architectural gem, added 50,000 square feet of exhibit space, 11 meeting rooms, a 12,144 square foot ballroom (the largest in Central Massachusetts) and a state-of-the-art kitchen. The facility's 100,000-plus square feet of exhibit space is filled by consumer shows, trade shows, conventions, conferences and other public and private functions year-round. An additional headquarters hotel for the facility, the Hilton Garden, opened in October 2006 doubling the number of rooms previously available in the facility's other headquarters hotel, the Crowne Plaza.

In October 2004, DCU (Digital Federal Credit Union) and the City of Worcester entered into a naming rights partnership to rename the arena and convention center to the DCU Center. DCU is a full-service, not-for-profit financial institution cooperatively owned by and operated for its members. DCU was chartered in October 1979. Well over 300,000 DCU members have made them one of the fastest growing credit unions in America.

Continuing to provide the best possible experience for the promoter, performer and patron, the DCU Center is owned by the City of Worcester and managed by SMG, the world's leading private management and developing firm for public assembly facilities. Headquartered in Philadelphia, SMG provides management services to more than 200 public assembly facilities including arenas, stadiums, performing arts centers, theatres and convention, conference and trade centers. As the recognized industry leader since 1977, SMG provides construction and design consulting, pre-opening services, venue management, sales and marketing and event booking and programming. SMG also offers food and beverage operations through our in-house catering company, SAVOR... Catering by SMG, currently servicing 65 accounts worldwide. With facilities across the United States and in Puerto Rico, Mexico, Canada, Europe and the Middle East, SMG controls more than 1.5 million entertainment seats worldwide and manages more than 10 million feet of exhibition space.

IN THE COMMUNITY

BE A LEADER — PRESENTED BY ABIGAIL WILLIAMS & ASSOCIATES

Entering its third year, the “Be a Leader” program presented by Abigail Williams & Associates is the Worcester Sharks flagship educational initiative designed to educate children grades 4-6 in Central Massachusetts on the importance of developing strong leadership skills. The program utilizes Sharks players and an Abigail Williams & Associates representative to educate students on the importance of developing leadership skills and the benefits of working hard, sacrifice, taking care of yourself and other attributes found in being a successful leader. Each participant receives a “Be a Leader” workbook which includes a voucher to a Sharks home game courtesy of Abigail Williams & Associates.

“READING IS COOL”

“Reading is Cool” enters its fourth year in local schools for the Worcester Sharks. The incentive-based literacy program is directed at elementary school students grades K-3 in Central Massachusetts and emphasizes that “Reading is Cool!” The program incorporates several individual components designed to promote the importance of reading, both at home and in the classroom. A Sharks player will visit and read to students in selected classrooms. More than 110 classrooms and 2,600-plus students from in and around Worcester are currently enrolled in the program. Each participant receives a “Reading is Cool” workbook which includes a voucher to a Sharks home game courtesy of Sharks Charities and Abigail Williams & Associates.

SHARKS STREET BRIGADE PRESENTED BY FALLON CLINIC

The Sharks Street Brigade presented by Fallon Clinic is an interactive, mobile street hockey experience geared toward elementary school-aged children in order to generate an interest in hockey and make it more accessible to local youth.

WORCESTER SHARKS SUMMER DAYS PRESENTED BY IRVING OIL

The Worcester Sharks remain extremely active during the offseason with more than 100 community appearances throughout Central Massachusetts. Worcester Sharks Summer Days presented by Irving Oil includes player and mascot appearances, Sharks Street Brigades and SharkHead Shootouts.

SKATE WITH THE SHARKS

Four times during the season, the Worcester Sharks conduct a one-hour practice, followed by a one-hour open skate with the players. These practices are held at selected rinks in Central Massachusetts. They are free of charge and open to the public. Skate with the Sharks was voted favorite Sharks Community Event in a SharksAHL.com poll.

MARY DEFEUDIS

CHAIRWOMAN, SHARKS CHARITIES

Along with the Worcester Sharks, Mary DeFeudis is dedicated to revitalizing the City of Worcester. In conjunction with Sharks Charities, Ms. DeFeudis’ philanthropic endeavors have enabled the Sharks to become one of the most involved organizations in the Central Massachusetts region.

Ms. DeFeudis, a Worcester native, is an active and enthusiastic investor, philanthropist and volunteer in and around Worcester. She has focused her philanthropic and volunteer interests in organizations which benefit children, cancer research and bettering the Worcester community.

Ms. DeFeudis serves on the Board of Directors of UMASS Memorial Foundation and the Worcester Chapter of the American Red Cross. She sits on the Board of Trustees of Nichols College where she has started an annual Mary DeFeudis Scholarship, awarded each year to an outstanding student. In addition, she’s an investor and director of the Hanover Theater for the Performing Arts. She’s also involved with St. Jude’s Children’s Hospital, along with other healthcare organizations.

In addition to Ms. DeFeudis’ philanthropic endeavors, she’s an owner and member of the Board of Directors of the Worcester Tornadoes in the Can-Am Baseball League.

Ms. DeFeudis currently resides in Northborough, Mass. She’s a proud mother of two children — Gino DeFeudis and Elizabeth Giguere.



SHARKS CHARITIES AND MARY DEFEUDIS

Sharks Charities, chaired by Mary DeFeudis, is a year-round initiative focused on meeting the educational, social and cultural needs of the Central Massachusetts community partnering with local organizations in an effort to enhance the lives of those less fortunate with a focus on young adults and children. Over the past three seasons, Sharks Charities has donated more than \$250,000 in the way of cash, toys, food, autographed Sharks memorabilia/merchandise, Sharks tickets and one-of-a-kind fan experiences.

In her fourth season as acting chairwoman of Sharks Charities, Ms. DeFeudis is dedicated to revitalizing the City of Worcester. In conjunction with Sharks Charities, Ms. DeFeudis' philanthropic endeavors enable the Sharks to become one of the most active and involved charitable organizations in Central Massachusetts.



To find out more information regarding the Worcester Sharks Community Programs, "Crash the Net" at sharksahl.com or call Michael Myers at 508-929-0528.



2008-09 WORCESTER SHARKS REGULAR SEASON STATISTICS

WORCESTER SHARKS

NO	PLAYER	POS	GP	G	A	PTS	+/-	PIM	PP	PPA	SHG	SHA	GW	OT	EN	SOG	SOGW	SH	SH%
17	Ryan Vesce	RW	67	24	47	71	4	28	5	18	3	2	9	4	1	2	0	198	.121
22	Lukas Kaspar	LW	65	17	27	44	11	40	7	8	0	2	2	0	1	0	0	195	.087
20	Riley Armstrong	RW	71	25	17	42	8	101	6	8	1	0	6	1	2	0	0	217	.115
2	Patrick Traverse	D	78	9	33	42	-3	28	3	17	0	0	1	1	0	0	0	179	.050
18	Cory Larose	C	53	19	21	40	2	38	5	9	0	1	1	0	1	1	0	125	.152
9	Tom Cavanagh	C	51	15	24	39	-8	37	7	8	2	0	3	0	1	0	0	137	.109
15	*Steven Zalewski	C	75	13	26	39	5	26	2	7	2	0	2	0	0	1	1	192	.068
5	*Jason Demers	D	78	2	31	33	15	54	1	9	0	0	0	0	0	0	0	122	.016
44	*Jamie McGinn	LW	47	19	11	30	4	52	8	1	0	0	1	0	0	1	0	147	.129
25	Derek Joslin	D	63	11	19	30	-6	40	6	11	1	0	2	0	0	0	0	180	.061
21	*Matt Fornataro	C	51	10	15	25	-10	30	4	4	0	0	0	0	0	1	1	128	.078
33	*Andrew Desjardins	C	74	8	14	22	4	99	0	3	0	1	2	0	0	0	0	111	.072
13	T.J. Fox	C	79	7	11	18	-2	15	0	2	1	0	1	0	1	0	0	120	.058
8	*Mike Moore	D	76	5	13	18	14	132	1	3	0	1	1	1	0	0	0	126	.040
16	*xTrent Campbell (TTL)	LW	33	5	10	15	2	8	2	1	0	0	1	0	2	0	0	40	.125
	(POR)	LW	17	3	5	8	4	2	0	1	0	0	1	0	1	0	0	20	.150
	(WOR)	LW	16	2	5	7	-2	6	2	0	0	0	0	0	1	0	0	20	.100
11	*P.J. Fenton	F	52	6	8	14	4	22	1	0	0	0	1	0	0	0	0	94	.064
23	Dan DaSilva	RW	26	6	7	13	9	27	0	1	0	0	4	0	0	0	0	50	.120
19	*Mike Morris	RW	17	5	6	11	-2	6	2	2	0	0	0	0	1	0	0	39	.128
32	xClaude Lemieux	RW	23	3	8	11	2	24	0	2	0	0	1	0	0	0	0	67	.045
24	Brett Westgarth	D	77	2	7	9	6	137	0	0	0	2	1	0	0	0	0	65	.031
7	Brendan Buckley	D	67	1	8	9	-3	92	0	0	1	1	0	0	0	0	0	64	.016
14	*Frazer McLaren	LW	75	7	1	8	-11	181	0	0	0	0	1	0	0	0	0	66	.106
12	*Matt Jones	RW	46	2	6	8	1	19	0	0	0	0	0	0	0	0	0	55	.036
4	Kyle McLaren	D	22	1	6	7	1	19	0	0	0	0	1	0	0	0	0	24	.042
26	*Michael Wilson	D	31	1	4	5	-10	14	0	1	0	0	0	0	0	0	0	29	.034
6	Brad Staubitz	LW	38	0	5	5	-11	130	0	0	0	0	0	0	0	0	0	40	.000
27	xMatt Kinch	D	3	0	2	2	0	0	0	0	0	0	0	0	0	0	0	8	.000
16	xTorrey Mitchell	C	2	1	0	1	0	0	0	0	0	0	0	0	0	0	0	3	.333
29	Thomas Greiss	G	57	0	1	1	0	0	0	0	0	1	0	0	0	0	0	0	.000
10	xTim Branham	D	1	0	0	0	0	0	0	0	0	0	0	0	0	0	0	0	.000
30	xGerald Coleman	G	3	0	0	0	0	0	0	0	0	0	0	0	0	0	0	0	.000
35	*Kyle Jones	G	3	0	0	0	0	0	0	0	0	0	0	0	0	0	0	0	.000
27	xAshton Rome	RW	3	0	0	0	-1	2	0	0	0	0	0	0	0	0	0	7	.000
37	*Logan Couture	C	4	0	0	0	-1	7	0	0	0	0	0	0	0	0	0	9	.000
27	*xJames McEwan	LW	4	0	0	0	-2	10	0	0	0	0	0	0	0	0	0	1	.000
39	Taylor Dakers	G	21	0	0	0	0	0	0	0	0	0	0	0	0	0	0	0	.000
	BENCH		80	2				30										2	
	TOTALS		80	223	383	604	18	1446	60	114	11	11	40	7	9	6	2	2820	.078

NO	GOALIE	GP	MINS	W	L	SOL	SO	EN	GA	GAA	SOW	SOL	SOGA	SOA	SO%	SA	SVS	SV%
29	Thomas Greiss	57	3346	30	24	2	1	6	138	2.47	2	2	5	18	.722	1488	1350	.907
39	Taylor Dakers	21	1220	11	9	0	1	1	58	2.85	0	0	0	0	.000	561	503	.897
30	xGerald Coleman	3	112	0	2	0	0	1	6	3.23	0	0	0	0	.000	41	35	.854
35	* Kyle Jones	3	127	1	1	0	0	0	11	5.20	0	0	0	0	.000	45	34	.756
	TOTALS	80	4805	42	36	2	2	8	213	2.66	2	2	5	18	.722	2135	1922	.900

x — inactive, * — rookie



ATLANTIC DIVISION SEMIFINAL

HARTFORD (2) VS. WORCESTER (4)**Worcester wins series 4-2**

Game 1 - April 16 Worcester (0) at Hartford (2)

Game 2 - April 18 Worcester (3) at Hartford (5)

Game 3 - April 20 Hartford (2) at Worcester (3) 2OT**Game 4 - April 22 Hartford (0) at Worcester (6)****Game 5 - April 23 Worcester (3) at Hartford (1)****Game 6 - April 25 Hartford (3) at Worcester (5)**

ATLANTIC DIVISION FINAL

PROVIDENCE (4) VS. WORCESTER (2)

Providence wins series 4-2

Game 1 - April 28 Worcester (2) at Providence (3) OT

Game 2 - May 6 Providence (4) at Worcester (2)

Game 3 - May 8 Worcester (5) at Providence (3)**Game 4 - May 9 Providence (0) at Worcester (1)**

Game 5 - May 11 Worcester (3) at Providence (4)

Game 6 - May 13 Providence (5) at Worcester (1)

WORCESTER SHARKS STATISTICS

NO	PLAYER	POS	GP	G	A	PTS	+/-	PIM	PP	PPA	SHG	SHA	GW	OT	EN	SH	SH%
20	Riley Armstrong	RW	12	3	10	13	4	46	0	4	0	0	0	0	1	29	.103
23	Dan DaSilva	RW	12	3	7	10	2	6	1	4	0	0	1	0	0	26	.115
17	Ryan Vesce	RW	12	3	7	10	-2	22	0	2	0	0	1	1	0	39	.077
2	Patrick Traverse	D	12	4	5	9	6	4	4	1	0	1	0	0	0	33	.121
33	*Andrew Desjardins	C	12	4	2	6	7	13	0	0	1	0	0	0	0	19	.211
9	Tom Cavanagh	C	12	3	2	5	2	8	0	0	0	0	1	0	0	32	.094
14	*Frazer McLaren	LW	12	1	4	5	3	50	0	0	0	0	1	0	0	17	.059
44	*Jamie McGinn	LW	6	4	0	4	-3	19	2	0	0	0	1	0	0	13	.308
22	Lukas Kaspar	LW	12	2	2	4	-1	0	0	0	0	0	0	0	0	26	.077
5	*Jason Demers	D	12	0	4	4	-7	6	0	2	0	0	0	0	0	20	.000
13	T.J. Fox	C	9	3	0	3	0	4	0	0	0	0	1	0	0	11	.273
37	*Logan Couture	C	12	2	1	3	5	11	0	0	0	0	0	0	0	19	.105
7	Brendan Buckley	D	10	1	2	3	4	18	0	0	0	0	0	0	0	10	.100
18	Cory Larose	C	8	1	1	2	0	4	1	0	0	0	0	0	0	20	.050
6	Brad Staubitz	LW	10	0	2	2	-1	15	0	0	0	0	0	0	0	5	.000
25	Derek Joslin	D	12	0	2	2	-6	8	0	1	0	0	0	0	0	30	.000
21	*Matt Fornataro	C	1	0	1	1	1	0	0	0	0	0	0	0	0	0	.000
4	Kyle McLaren	D	7	0	1	1	4	2	0	0	0	0	0	0	0	4	.000
8	*Mike Moore	D	12	0	1	1	7	17	0	0	0	0	0	0	0	20	.000
15	*Steven Zalewski	C	12	0	1	1	-2	6	0	0	0	0	0	0	0	24	.000
24	Brett Westgarth	D	9	0	0	0	2	42	0	0	0	0	0	0	0	7	.000
29	Thomas Greiss	G	12	0	0	0	0	0	0	0	0	0	0	0	0	0	.000
	BENCH		12					2									
	TOTALS		12	34	55	89	25	303	8	14	1	1	6	1	1	404	.084

NO	GOALIE	GP	MINS	W	L	SO	EN	GA	GAA	SA	SVS	SV%
29	Thomas Greiss	12	742	6	6	2	2	30	2.43	342	312	.912
	TOTALS	12	742	6	6	2	2	30	2.43	342	312	.912

x — inactive, * — rookie



EASTERN CONFERENCE

ATLANTIC DIVISION



Bridgeport Sound Tigers (N.Y. Islanders)



Hartford Wolf Pack (N.Y. Rangers)



Lowell Devils (New Jersey Devils)



Manchester Monarchs (Los Angeles Kings)



Portland Pirates (Buffalo Sabres)



Providence Bruins (Boston Bruins)



Springfield Falcons (Edmonton Oilers)



Worcester Sharks (San Jose Sharks)

WESTERN CONFERENCE

NORTH DIVISION



Abbotsford Heat (Calgary Flames)



Grand Rapids Griffins (Detroit Red Wings)



Hamilton Bulldogs (Montreal Canadiens)



Lake Erie Monsters (Colorado Avalanche)



Manitoba Moose (Vancouver Canucks)



Rochester Americans (Florida Panthers)



Toronto Marlies (Toronto Maple Leafs)

EAST DIVISION



Adirondack Phantoms (Philadelphia Flyers)



Albany River Rats (Carolina Hurricanes)



Binghamton Senators (Ottawa Senators)



Hershey Bears (Washington Capitals)



Norfolk Admirals (Tampa Bay Lightning)



Syracuse Crunch (Columbus Blue Jackets)



Wilkes-Barre/Scranton Penguins
(Pittsburgh Penguins)

WEST DIVISION



Chicago Wolves (Atlanta Thrashers)



Houston Aeros (Minnesota Wild)



Milwaukee Admirals (Nashville Predators)



Peoria Rivermen (St. Louis Blues)



Rockford IceHogs (Chicago Blackhawks)



San Antonio Rampage (Phoenix Coyotes)



Texas Stars (Dallas Stars)

EASTERN CONFERENCE

RK	ATLANTIC DIVISION	GP	W	L	OTL	SOL	PTS	PCT	GF	GA
1	^y Hartford Wolf Pack	80	46	27	3	4	99	.619	243	216
2	^x Providence Bruins	80	43	29	2	6	94	.588	238	232
3	^x Portland Pirates	80	39	31	3	7	88	.550	249	239
4	^x Worcester Sharks	80	42	35	1	2	87	.544	223	223
5	Manchester Monarchs	80	37	35	0	8	82	.512	211	218
6	Lowell Devils	80	35	36	2	7	79	.494	213	243
7	Springfield Falcons	80	24	44	8	4	60	.375	188	258

RK	EAST DIVISION	GP	W	L	OTL	SOL	PTS	PCT	GF	GA
1	^{yz} Hershey Bears	80	49	23	2	6	106	.662	296	240
2	^x Bridgeport Sound Tigers	80	49	23	3	5	106	.662	241	212
3	^x Wilkes-Barre/Scranton Penguins	80	49	25	3	3	104	.650	274	212
4	^x Philadelphia Phantoms	80	43	30	2	5	93	.581	234	232
5	Binghamton Senators	80	41	30	5	4	91	.569	232	238
6	Norfolk Admirals	80	33	38	4	5	75	.469	236	269
7	Albany River Rats	80	33	40	3	4	73	.456	219	258

WESTERN CONFERENCE

RK	NORTH DIVISION	GP	W	L	OTL	SOL	PTS	PCT	GF	GA
1	^y Manitoba Moose	80	50	23	1	6	107	.669	239	188
2	^x Hamilton Bulldogs	80	49	27	4	0	102	.637	263	201
3	^x Grand Rapids Griffins	80	43	25	6	6	98	.613	255	226
4	^x Toronto Marlies	80	39	29	5	7	90	.562	240	229
5	Syracuse Crunch	80	40	32	5	3	88	.550	214	226
6	Lake Erie Monsters	80	34	38	3	5	76	.475	199	218
7	Rochester Americans	80	29	43	0	8	66	.412	184	259

RK	WEST DIVISION	GP	W	L	OTL	SOL	PTS	PCT	GF	GA
1	^y Milwaukee Admirals	80	49	22	3	6	107	.669	229	195
2	^x Peoria Rivermen	80	43	31	2	4	92	.575	215	211
3	^x Houston Aeros	80	38	31	2	9	87	.544	218	230
4	^x Rockford IceHogs	80	40	34	0	6	86	.537	229	220
5	Quad City Flames	80	36	31	6	7	85	.531	212	216
6	Chicago Wolves	80	38	37	3	2	81	.506	226	222
7	Iowa Chops	80	33	33	4	10	80	.500	209	260
8	San Antonio Rampage	80	36	38	2	4	78	.487	205	243

y — division champion

x — participated in playoffs

z — Calder Cup Champions



ALL-TIME ROSTER

WORCESTER SHARKS

NO	POS	SKATERS	YEARS	GP	G	A	PTS	+/-	PIM
9	C	Tom Cavanagh	2006-09	202	46	92	138	-3	148
22	LW	Lukas Kaspar	2006-09	216	46	79	125	1	148
37	C	Mike Iggulden	2007-08	151	59	64	123	-18	118
21	RW	Graham Mink	2007-08	132	55	63	118	-2	119
20	RW	Riley Armstrong	2006-09	208	59	53	112	13	300
2	D	Patrick Traverse	2006-09	197	20	69	89	-4	94
12	LW	Mathieu Darche	2006-07	76	35	45	80	6	72
17	C	Ryan Vesce	2008-09	67	24	47	71	4	28
6,25	D	Derek Joslin	2006-09	146	21	43	64	-21	84
7	D	Dan Spang	2006-08	125	12	44	56	-10	59
5	D	Tom Walsh	2006-08	105	7	38	45	-5	36
15	C	Steven Zalewski	2007-09	82	15	30	45	2	26
13	F	T.J. Fox	2007-09	150	19	23	42	0	48
8	D	Garrett Stafford	2006-07	77	11	30	41	3	58
14	C	Craig Valette	2006-08	124	19	21	40	-6	174
23	C	Josh Prudden	2006-08	88	14	26	40	13	48
18	C	Cory Larose	2008-09	53	19	21	40	2	38
19	RW	Grant Stevenson	2006-07	59	14	25	39	3	30
44	LW	Jamie McGinn	2006-09	59	20	14	34	-1	56
5	D	Jason Demers	2008-09	78	2	31	33	15	54
3,6	D/F	Brad Staubitz	2006-09	162	7	23	30	-28	462
44	D	Brennan Evans	2006-08	155	3	27	30	23	381
26	LW	Dennis Packard	2007-08	76	11	19	30	6	31
24	C	Tomas Plihal	2006-08	69	11	16	27	0	40
10	F	Nate Raduns	2007-08	56	12	15	27	-8	42
10,17	RW	Ashton Rome	2006-09	128	15	11	26	-26	114
11	C	Joe Pavelski	2006-07	16	8	18	26	9	8
21	C	Matt Fornataro	2008-09	51	10	15	25	-10	30
32	D	Scott Ferguson	2006-07	79	4	19	23	1	101
33	C	Andrew Desjardins	2008-09	74	8	14	22	4	99
18	RW	Devin Setoguchi	2007-08	23	8	11	19	0	25
34	D	Mathieu Biron	2006-07	24	3	15	18	7	42
8	D	Mike Moore	2007-09	79	5	13	18	14	148
11	LW	PJ Fenton	2007-09	56	6	8	14	3	26
23	RW	Dan DaSilva	2008-09	26	6	7	13	9	27
19	RW	Mike Morris	2007-09	26	6	7	13	-8	8
32	RW	Claude Lemieux	2008-09	23	3	8	11	2	24
12	RW	Matt (M.) Jones	2007-09	53	4	7	11	0	27
17	D	Justin Kurtz	2006-07	55	3	7	10	0	46
28	D	Marc Busenburg	2007-08	31	1	8	9	2	10
7	D	Brendan Buckley	2008-09	67	1	8	9	-3	92
24	D	Brett Westgarth	2008-09	77	2	7	9	6	137
24,14	LW	Frazer McLaren	2007-09	79	7	2	9	-11	198
41	C	Torrey Mitchell	2006-09	13	3	5	8	7	27
38	RW	Michal Macho	2006-07	27	1	6	7	-1	10
31	RW	Steve Bernier	2006-07	10	3	4	7	4	2
4	D	Kyle McLaren	2008-09	22	1	6	7	1	19
16	LW	Trent Campbell	2008-09	16	2	5	7	-2	6
11	LW	Brady Leisenring	2006-08	27	2	3	5	-1	14
27	D	J.D. Forrest	2007-08	16	1	4	5	-6	10
26	D	Michael Wilson	2008-09	31	1	4	5	-10	14
29	G	Thomas Greiss	2006-09	141	0	4	4	0	27
6	D	Doug Murray	2006-07	5	2	1	3	4	8
35	G	Dimitri Patzold	2006-08	46	0	2	2	0	2
18	D	Matt Carle	2006-07	3	0	2	2	1	0
4	D	Marc-Edouard Vlasic	2007-08	1	0	2	2	1	0

ALL-TIME ROSTER



WORCESTER SHARKS

NO	POS	SKATERS	YEARS	GP	G	A	PTS	+/-	PIM
27	D	Matt Kinch	2008-09	3	0	2	2	0	0
39	LW	Glenn Olson	2006-07	21	0	1	1	-3	51
41	LW	John Laliberte	2006-07	9	0	1	1	-2	2
34	RW	Jonathan Tremblay	2006-08	20	0	1	1	-2	42
5	D	Josh Gorges	2006-07	7	0	1	1	-5	2
27	G	Nolan Schaefer	2006-07	16	0	1	1	0	0
22	C	Sean Collins	2006-07	4	0	1	1	-3	2
23	C	Oren Eizenman	2007-08	7	0	1	1	-6	4
27	D	Sandis Ozolinsh	2007-08	2	0	1	1	0	0
39	G	Taylor Dakers	2007-09	43	0	1	1	0	0
2	D	Brian Yandle	2006-07	1	0	0	0	-1	2
38	F	Scott Mifsud	2006-07	1	0	0	0	0	0
8	D	Brian White	2007-08	2	0	0	0	1	0
41	C	Daniel Sisca	2007-08	2	0	0	0	1	2
4	D	David MacDonald	2007-08	7	0	0	0	-4	23
41	C	Mathieu Curadeau	2007-08	1	0	0	0	-1	0
4	D	Sean Hurley	2007-08	1	0	0	0	-1	0
3	D	Ty Wishart	2007-08	5	0	0	0	1	0
30	G	Gerald Coleman	2008-09	3	0	0	0	0	0
27	F	James McEwan	2008-09	4	0	0	0	-2	10
35	G	Kyle Jones	2008-09	3	0	0	0	0	0
37	C	Logan Couture	2008-09	4	0	0	0	-1	7
10	D	Tim Branham	2008-09	1	0	0	0	0	0

NO	GOALTENDERS	YEARS	GP	MINS	W	L	T/SOL	SO	GA	GAA	SA	SVS	SV%
29	Thomas Greiss	2006-09	141	8,325	74	60	6	1	374	2.70	3,908	3,534	.904
39	Taylor Dakers	2007-09	43	2,446	18	20	1	1	122	2.99	1,137	1,015	.893
35	Dimitri Patzold	2006-08	45	2,562	17	18	6	1	133	3.11	1,238	1,105	.893
27	Nolan Schaefer	2006-07	16	921	5	8	3	0	43	2.80	417	374	.897
35	Kyle Jones	2008-09	3	127	1	1	0	0	11	5.20	45	34	.756
30	Gerald Coleman	2008-09	3	112	0	2	0	0	6	3.23	41	35	.854



Graham Mink



WORCESTER SHARKS ALL-TIME REGULAR SEASON RECORDS

TEAM

MOST POINTS — 93, 2006-07
FEWEST POINTS — 75, 2007-08
MOST WINS — 42, 2008-09
FEWEST WINS — 32, 2007-08
MOST GOALS, SEASON — 247, 2006-07
FEWEST GOALS, SEASON — 216, 2007-08
MOST GOALS ALLOWED, SEASON — 258, 2007-08
FEWEST GOALS ALLOWED, SEASON — 223, 2008-09
MOST PIM, SEASON — 1,446, 2008-09
FEWEST PIM, SEASON — 1,376, 2007-08
LONGEST WINNING STREAK, OVERALL — 7 games, 3/16-3/31/07
LONGEST WINNING STREAK, HOME — 6 games, 3/9/07-3/24/07
LONGEST WINNING STREAK, ROAD — 5 games, 3/24/09-4/4/09
LONGEST LOSING STREAK, OVERALL — 7 games, 2/10/08-2/24/08
LONGEST LOSING STREAK, HOME — 7 games, 11/17/06-12/16/06
LONGEST LOSING STREAK, ROAD — 6 games, 3/15/08-4/5/08
LONGEST WINLESS STREAK, OVERALL — 7 games, 2/10/08-2/24/08 (0-6-1-0)
LONGEST WINLESS STREAK, HOME — 7 games, 11/17/06-12/16/06 (0-6-1-0)
LONGEST WINLESS STREAK, ROAD — 6 games, twice last 3/15/08-4/5/08 (0-6-0-0)

INDIVIDUAL

MOST POINTS, SEASON — 80, Mathieu Darche, 2006-07
MOST GOALS, SEASON — 35, Mathieu Darche, 2006-07
MOST ASSISTS, SEASON — 47, Ryan Vesce, 2008-09
MOST PIM, SEASON — 211, Brennan Evans, 2007-08
MOST POWER PLAY GOALS, SEASON — 16, Mathieu Darche, 2006-07
MOST SHORTHANDED GOALS, SEASON — 3, Ryan Vesce, 2008-09
MOST GAME-WINNING GOALS, SEASON — 9, Ryan Vesce, 2008-09
MOST POINTS, GAME — 5, Mathieu Darche, (3 G, 2 A) 12/22/06 vs. Michigan
MOST GOALS, GAME — 3, five times, last by PJ Fenton, 2/28/09 vs. Springfield
MOST ASSISTS, GAME — 4, three times, last by Mathieu Darche, 3/31/07 vs. Norfolk
MOST PIM, GAME — 42, Brad Staubitz, 2/28/09 vs. Springfield

GOALTENDERS

MOST APPEARANCES, SEASON — 57, Thomas Greiss, 2008-09
MOST MINUTES, SEASON — 3,346, Thomas Greiss, 2008-09
MOST WINS, SEASON — 30, Thomas Greiss, 2008-09
MOST LOSSES, SEASON — 24, Thomas Greiss, 2008-09
MOST SHUTOUTS, SEASON — 1, three times, last Thomas Greiss and Taylor Dakers, 2008-09
LOWEST GOALS AGAINST AVERAGE, SEASON — 2.47, Thomas Greiss, 2008-09
HIGHEST SAVE PERCENTAGE, SEASON — .912, Thomas Greiss, 2006-07



Joe Pavelski



ALL-TIME TEAM CAPTAINS

PLAYER	YEARS
No captain	2006-07
Graham Mink	2007-08
Ryan Vesce	2008-09

TOP-10 ALL-TIME REGULAR SEASON SCORING

RANK	PLAYER	YEARS	GP	G	A	PTS
1.	Tom Cavanagh	2006-09	202	46	92	138
2.	Lukas Kaspar	2006-09	216	46	79	125
3.	Mike Iggulden	2006-08	151	59	64	123
4.	Graham Mink	2006-08	132	55	63	118
5.	Riley Armstrong	2006-09	208	59	53	112
6.	Patrick Traverse	2006-09	197	20	69	89
7.	Mathieu Darche	2006-07	76	35	45	80
8.	Ryan Vesce	2008-09	67	24	47	71
9.	Derek Joslin	2006-08	146	21	43	64
10.	Dan Spang	2007-08	125	12	44	56

TOP ALL-TIME REGULAR SEASON GOALTENDING

RANK	PLAYER	YEARS	GP	W	L	T/SOL	SO	GAA	SV%
1.	Thomas Greiss	2006-09	141	74	60	6	1	2.70	.904
2.	Taylor Dakers	2007-09	43	18	20	1	1	2.99	.893
3.	Dimitri Patzold	2006-08	45	17	18	6	1	3.11	.893
4.	Nolan Schaefer	2006-07	16	5	8	3	0	2.80	.897
5.	Kyle Jones	2008-09	3	1	1	0	0	5.20	.756
6.	Gerald Coleman	2008-09	3	0	2	0	0	3.23	.854



Jason Demers (left) and Thomas Greiss



WORCESTER SHARKS ALL-TIME PLAYOFF STATISTICS

WORCESTER SHARKS

NO.	POS	YEARS	SKATERS	GP	G	A	PTS	+/-	PIM
20	RW	2007, 09	Riley Armstrong	18	3	11	14	2	58
2	D	2007, 09	Patrick Traverse	18	4	7	11	5	6
23	RW	2009	Dan DaSilva	12	3	7	10	2	6
17	C	2009	Ryan Vesce	12	3	7	10	-2	22
33	C	2009	Andrew Desjardins	12	4	2	6	7	13
21	RW	2007	Graham Mink	6	1	5	6	0	8
22	LW	2007, 09	Lukas Kaspar	18	2	4	6	-2	6
37	C	2007	Mike Iggliden	6	3	3	6	-4	0
9	C	2007, 09	Tom Cavanagh	18	4	2	6	0	14
14	LW	2009	Frazer McLaren	12	1	4	5	3	50
44	LW	2007, 09	Jamie McGinn	12	4	0	4	-5	27
5	D	2009	Jason Demers	12	0	4	4	-7	6
12	LW	2007	Mathieu Darche	5	2	2	4	-2	2
5	D	2007	Tom Walsh	6	2	2	4	-1	0
7	D	2009	Brendan Buckley	10	1	2	3	4	18
8	D	2007	Garrett Stafford	6	0	3	3	-2	2
17	D	2007	Justin Kurtz	3	1	2	3	-2	4
37	C	2009	Logan Couture	12	2	1	3	5	11
13	F	2009	T.J. Fox	9	3	0	3	0	4
3,6	D/F	2007, 09	Brad Staubitz	15	0	2	2	-5	28
18	C	2009	Cory Larose	8	1	1	2	0	4
6,25	D	2007, 09	Derek Joslin	16	0	2	2	-11	10
19	RW	2007	Grant Stevenson	6	2	0	2	-2	2
41	C	2007	Torrey Mitchell	6	1	1	2	-5	15
10	RW	2007	Ashton Rome	6	1	0	1	-1	2
44	D	2007	Brennan Evans	5	0	1	1	-1	21
23	C	2007	Josh Prudden	6	0	1	1	-1	9
4	D	2009	Kyle McLaren	7	0	1	1	4	2
23	C	2009	Matt Fornataro	1	0	1	1	1	0
8	D	2009	Mike Moore	12	0	1	1	7	17
15	C	2009	Steven Zalewski	12	0	1	1	-2	6
24	D	2009	Brett Westgarth	9	0	0	0	2	42
31	RW	2007	Chris Bight	1	0	0	0	0	0
14	C	2007	Craig Valette	1	0	0	0	-1	0
35	G	2007	Dimitri Patzold	4	0	0	0	0	2
32	D	2007	Scott Ferguson	6	0	0	0	-6	6
29	G	2007, 09	Thomas Greiss	15	0	0	0	0	0

NO.	GOALTENDERS	YEARS	GP	MINs	W	L	T/SOL	SO	GA	GAA	SA	SVS	SV%
29	Thomas Greiss	2007, 09	15	914	6	9	0	2	42	2.76	431	389	0.902
35	Dimitri Patzold	2007	4	256	2	1	0	0	8	1.87	101	93	0.921



ALL-TIME RESULTS

YEAR	RD	OPPONENT	RESULT	GF	GA
2009	DF	Providence	L, 2-4	14	19
	DSF	Hartford	W, 4-2	20	13
2008	DNQ				
2007	DSF	Manchester	L, 2-4	14	20

KEY:

DSF – Division Semifinal

DF – Division Final

DNQ – Did not qualify

PLAYOFF FACTS

PLAYOFF SERIES	2
SERIES WON	1
SERIES LOST	2
GAMES PLAYED	18
GAMES WON	8
GAMES LOST	10
OVERTIME GAMES	4
OVERTIME GAMES WON	1
OVERTIME GAMES LOST	3
SHUTOUTS FOR	2
SHUTOUTS AGAINST	2

TOP-10 ALL-TIME PLAYOFF SCORING

RANK	PLAYER	GP	G	A	PTS
1.	Riley Armstrong	18	3	11	14
2.	Patrick Traverse	18	4	7	11
3.	Dan DaSilva	12	3	7	10
4.	Ryan Vesce	12	3	7	10
5.	Lukas Kaspar	18	2	4	6
6.	Tom Cavanagh	18	4	2	6
7.	Andrew Desjardins	12	4	2	6
8.	Graham Mink	6	1	5	6
9.	Mike Iggulden	6	3	3	6
10.	Frazer McLaren	12	1	4	5

ALL-TIME INDIVIDUAL RECORDS

MOST POINTS, SINGLE PLAYOFF SEASON — 13, Riley Armstrong, 2009 (3 G, 10 A)

MOST POINTS, ONE GAME — 3, four times, last by Dan DaSilva, 4/25/09 vs. Hartford (2 G, 1 A)

MOST GOALS, SINGLE PLAYOFF SEASON — 4, shared by Patrick Traverse, Andrew Desjardins, Jamie McGinn, 2009

MOST GOALS, ONE GAME — 2, six times, last by Jamie McGinn 4/28/09 @ Providence

MOST ASSISTS, SINGLE PLAYOFF SEASON — 10, Riley Armstrong, 2009

MOST ASSISTS, ONE GAME — 2, eight times, last by Dan DaSilva and Ryan Vesce, 5/11/09 @ Providence

MOST GAMES PLAYED, ALL-TIME — 18, Riley Armstrong, Patrick Traverse, Tom Cavanagh and Lukas Kaspar

ALL-TIME GOALTENDER RECORDS

MOST GAMES PLAYED, ALL TIME — 15, Thomas Greiss, 2007 and 2009

MOST WINS, SINGLE PLAYOFF SEASON — 6, Thomas Greiss, 2009

MOST LOSSES, SINGLE PLAYOFF SEASON — 6, Thomas Greiss, 2009

MOST SHUTOUTS, SINGLE PLAYOFF SEASON — 2, Thomas Greiss, 2009


LOWEST GOALS-AGAINST AVERAGE, SINGLE PLAYOFF SEASON — 2.43, Thomas Greiss, 2009

HIGHEST SAVE PERCENTAGE, SINGLE PLAYOFF SEASON — .912, Thomas Greiss, 2009



WORCESTER SHARKS ANNUAL AWARDS

WORCESTER SHARKS



AHL All-Star Ryan Vesce led the 2008-09 Worcester Sharks with 47 assists and 71 points.

TEAM MVP

2007 — Mathieu Darche
2008 — Tom Cavanagh
2009 — Ryan Vesce

THREE STARS AWARD

2007 — Thomas Greiss
2008 — Mike Iggulden
2009 — Riley Armstrong

ROOKIE OF THE YEAR AWARD

2007 — Thomas Greiss
2008 — Derek Joslin
2009 — Mike Moore

SHARKS UNSUNG HERO AWARD

2007 — Tom Cavanagh
2008 — Brennan Evans
2009 — Andrew Desjardins, Brett Westgarth

PLUS-MINUS LEADER

2007 — Brennan Evans, +23
2008 — Riley Armstrong, +8
2009 — Jason Demers, +15

AHL SPECIALTY MAN OF THE YEAR AWARD

2007 — Riley Armstrong
2008 — Riley Armstrong
2009 — Mike Moore

ALL-STAR SELECTIONS

2007 — Mathieu Darche
2008 — Mike Iggulden
2009 — Derek Joslin, Ryan Vesce



Brad Staubitz was one of eight players who played for the Worcester and San Jose Sharks in 2008-09.

KNOWING THE WAY TO SAN JOSE

In 2008-09, the San Jose Sharks had 21 players on their roster who played for Head Coach Roy Sommer within San Jose's development system. Over the last two seasons, 11 of Sommer's players who had played in Worcester made their National Hockey League debuts with the San Jose Sharks. The following is a season-by-season list of players who've split their season between Worcester and San Jose.

2006-07

	GP*
RW Steve Bernier	62
D Matt Carle	77
RW Mathieu Darche	2
D Josh Gorges	47
D Douglas Murray	35
C Joe Pavelski	46
LW Tomas Plihal	3

2007-08

	GP*
C Tom Cavanagh	1
G Thomas Greiss	3
C Mike Iggulden	1
LW Lukas Kaspar	3
G Dimitri Patzold	3
LW Tomas Plihal	22
RW Devin Setoguchi	44
D Marc-Edouard Vlasic	82

2008-09

	GP*
RW Riley Armstrong	2
C Tom Cavanagh	17
D Derek Joslin	12
LW Lukas Kaspar	13
LW Jamie McGinn	35
RW Claude Lemieux	18
RW Brad Staubitz	35
RW Ryan Vesce	10

KEY

* — games played in San Jose



Jason Demers

A YEAR TO REMEMBER

The 2008-09 Worcester Sharks set club records by winning 42 games and allowing 223 goals. They also advanced to the second round of the postseason for the first time in their three-year history. In addition, Worcester had a team-record 11 players promoted to the San Jose Sharks.

A FANTASTIC FINISH

Worcester concluded the road portion of their regular season schedule by winning five straight away from the DCU Center. The Sharks picked up victories at Bridgeport, Providence, Springfield, Albany and Manchester.

A HOT TICKET

Worcester set a franchise record by having 7,406 fans come to the DCU Center to watch the Sharks take on Providence on April 11.

A MEMORABLE AHL ALL-STAR CLASSIC

On Jan. 25-26, 2009, the Worcester Sharks played hosts to the 2009 AHL All-Star Classic. The event was the first time the Commonwealth of Massachusetts was the home of the mid-season classic in 50 years. Defenseman Derek Joslin and right wing Ryan Vesce represented the Sharks. Before a capacity crowd of 7,245, Planet USA defeated the Canadian All-Stars, 14-11, in the highest scoring all-star game in AHL history.

NEVER SAY NEVER

The 2008-09 Worcester Sharks became just the 20th team in American Hockey League playoff history to overcome a 2-0 deficit to win their playoff series. Worcester rallied to eliminate the Hartford Wolf Pack in six games of their Atlantic Division semifinal series.

THE DEAN OF THE BENCH BOSSES

Head Coach Roy Sommer completed his 11th consecutive year behind the bench of an American Hockey League team. In 2009-10, he'll begin his 12th year behind an AHL team bench — making him the longest tenured head coach in the "A."

INDIVIDUAL PLAYER HIGHLIGHTS

JASON DEMERS

The defenseman led all Sharks with a plus-15. The second-year professional was second amongst Worcester blue liners with 33 points in 78 games during his rookie season.

THOMAS GREISS

Worcester's No. 1 goaltender in 2008-09 set a franchise record with 30 wins. Greiss started the last 16 games of the regular season, going 10-6 as he helped the Sharks reach the postseason for the second time in the franchise's three-year history. Greiss also started all 12 Calder Cup Playoff games and posted two shutouts.

DEREK JOSLIN

He was one of two Sharks to play in the AHL All-Star Classic and was one of 11 Worcester players to be promoted to the NHL in 2008-09. Joslin was tied for third on Worcester with six power play goals.

CLAUDE LEMIEUX

The four-time Stanley Cup Champion and 20-year NHL veteran played in 23 games while attempting a return to the NHL after being out of the game for five years. The 43-year-old right wing scored 11 points (three goals and eight assists).

MIKE MOORE

The defenseman, who was signed by the San Jose Sharks as a free agent in 2008, was named Worcester's Rookie of the Year and Man of the Year in 2008-09 after scoring 18 points (five goals and 13 assists). The 24-year-old quickly earned a reputation as one of the AHL's best open ice hitters.

RYAN VESCE

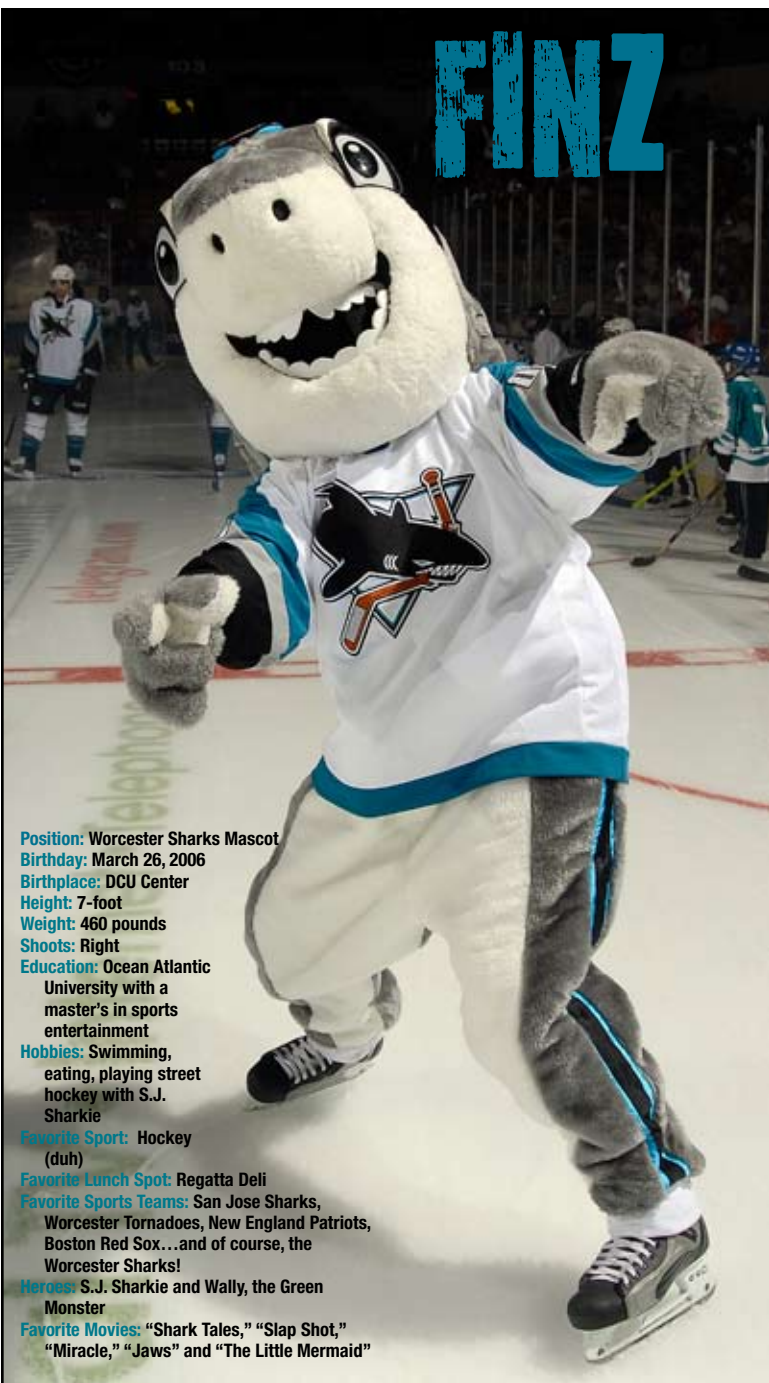
Not only was the 5-foot-8 right wing invited to play in the 2009 AHL All-Star Game, Vesce led the team in assists (47) and points (71, 13th in the AHL). His 24 goals were second on the team behind Riley Armstrong's 25. Vesce also set a club record with a 17-game point scoring streak (nine goals, 18 assists for 27 points) from Dec. 29-Feb. 15.



Mike Moore



FINZ



Position: Worcester Sharks Mascot
Birthday: March 26, 2006
Birthplace: DCU Center
Height: 7-foot
Weight: 460 pounds
Shoots: Right
Education: Ocean Atlantic University with a master's in sports entertainment
Hobbies: Swimming, eating, playing street hockey with S.J. Sharkie
Favorite Sport: Hockey (duh)
Favorite Lunch Spot: Regatta Deli
Favorite Sports Teams: San Jose Sharks, Worcester Tornadoes, New England Patriots, Boston Red Sox...and of course, the Worcester Sharks!
Heroes: S.J. Sharkie and Wally, the Green Monster
Favorite Movies: "Shark Tales," "Slap Shot," "Miracle," "Jaws" and "The Little Mermaid"



The Kalamazoo Wings, members of the ECHL — America’s premier “AA” hockey league — have become San Jose’s secondary affiliate for the first time. The Sharks will also share this affiliation with the Philadelphia Flyers.

“The San Jose Sharks are pleased to add this quality organization as our development affiliate,” Sharks Vice President and Assistant General Manager Wayne Thomas said. “The Kalamazoo Wings have a long-standing tradition of excellence in its market on-and-off the ice.”

“We’re excited and honored to be associated with two of the finest franchises in the NHL,” Kalamazoo President Paul L. Pickard said of the dual affiliation with San Jose and Philadelphia. “Both organizations share our core values and have our commitment for producing championship-caliber teams.”

Kalamazoo debuted as a member of the defunct International Hockey League in 1974. The team won two Turner Cups, symbolic of the IHL Championship in 1979 and 1980. As a member of the United Hockey League in 2005-06, the K-Wings were Colonial Cup Champions.

The K-Wings have been affiliated in the past with Detroit (1974-87), Philadelphia and Vancouver (1984-87) and Minnesota/Dallas Stars (1987-00).

KALAMAZOO WINGS

3600 Vanrick Drive
Kalamazoo, Mich. 49001
(269) 349-9772

www.kwings.com

HOCKEY OPERATIONS STAFF

President	Paul L. Pickard
Vice President/General Manager	Wade Welsh
Vice President of Hockey Operations	Dan Belisle
Head Coach/Director of Hockey Operations	Nick Bootland
Director of Public Relations/Broadcaster	Mike Modugno

MISCELLANEOUS

Radio Flagship Station	95.9 FM WLKM
Colors	Red, White and Blue
Home Ice	Wings Stadium
Capacity	5,113

Credential Info — Press seating for Worcester Sharks home games at the DCU Center in Worcester is available to accredited media in the press box located at the top of Section 108. Single-game credentials must be requested no later than 5 p.m. the day before a game. Requests must be made to Eric Lindquist via E-mail at elindquist@sharksahl.com or by calling 508-929-0525. Credentials are valid for the press room, press box and both teams' locker rooms.

Key Numbers

Sharks Main Office — 508-929-0500
Eric Lindquist — Public Relations Director,
508-929-0525
Fax — 508-929-0510
elindquist@sharksahl.com



Media Parking — NONE

Media Entrance — All media must enter the DCU Center through Door 5 on Major Taylor Blvd. (front of building)

Locker Room Access — Team locker rooms will open 10 minutes after the game.

Press Room — Media possessing season credentials or those granted single-game credentials are invited to have a meal before the game in the press room, located on the lower level of the DCU Center. The press room will open two (2) hours before game time. Dining room usage is limited to those presenting valid Sharks or AHL Team Management passes. Any abuse to dining room privileges may cause forfeiture of a media pass.

Services — Pregame game notes, lineups, press releases, complete statistics and other pertinent information will be furnished by the Sharks Public Relations Department and will be available in the Press Room two hours before game time.





TOUCH THE web. print THE WEB.

Introducing the all-new HP PHOTOSMART PREMIUM with TOUCHSMART WEB, the world's first home printer with web-connected apps.* With Google Maps™, Fandango movie tickets, DreamWorks Animation printables and more right at your fingertips, it's printing like you've never felt before. hp.com/touchprinting



HIT PRINT
BRILLIANTLY

*Requires an Internet connection to the printer.

©2009 Hewlett-Packard Development Company, L.P., © 2009 Fandango, Monsters vs. Aliens ® & © 2009 DreamWorks Animation LLC, © 2009 Google - Map Data © 2009 Tele Atlas