

SAN JOSE SHARKS

2014-15 MEDIA GUIDE



2014-15 NHL KEY DATES

SEPTEMBER 2014

- 11 Rookie camps open
- 18 Training camps open
- 21 Preseason schedule begins
- 24 Kraft Hockeyville: Arizona Coyotes at Calgary Flames (Sylvan Lake, Alta.)
- 25 CCM/USA Hockey All-American Prospects Game (Buffalo, N.Y.)
- 30 NHL Board of Governors Meeting (New York, N.Y.)

OCTOBER 2014

- 7 Opening day playing rosters set (5:00 p.m. ET)
- 8 **Opening night** – Regular Season begins
- 8 2014 Molson Canadian NHL Face-Off™ (Toronto, Ont.)
- 11 NHL Game Night (all teams in action)
- 20-Nov. 17 Hockey Fights Cancer Awareness Month

NOVEMBER 2014

- 14 Hockey Hall of Fame Game: Pittsburgh Penguins at Toronto Maple Leafs (Air Canada Centre, Toronto, Ont.)
- 17 Hockey Hall of Fame induction ceremony (Toronto, Ont.)
Inductees: Rob Blake, Peter Forsberg, Dominik Hasek, Mike Modano (Player); Pat Burns (Builder), Bill McCreary (Referee/Linesman); Media honorees: Kevin Allen, Pat Foley.
- 18 General Managers' Meeting (Toronto, Ont.)
- 26 NHL Founders Day (1917) – 9 games on schedule
- 28 2014 Discover NHL Thanksgiving Showdown™: New York Rangers at Philadelphia Flyers (1:00 p.m. ET)

DECEMBER 2014

- 1 Signing deadline for Group 2 free agents (5:00 p.m. ET)
- 4 U.S. Hockey Hall of Fame induction & Celebration of Lester Patrick (Minn/St. Paul, Minn.).
Inductees: Karyn Bye Dietz, Brian Rafalski, Jeff Sauer, Lou Vairo.
- 8-9 NHL Board of Governors Meeting (Boca Raton, Fla.)
- 19-27 Holiday roster freeze in effect: For all players on an NHL active roster, injured reserve, or with non-roster and injured non-roster status as of midnight (local time) Dec. 19, a roster freeze shall apply through midnight (local time) Dec. 27, with respect to waivers, trades and loans, subject to the exceptions provided for in CBA Article 16.5 (d).
- 24-26 Holiday break (no scheduled practices – dressing rooms closed)
- 26-Jan. 5 IIHF World Junior Championship (Montreal, Que. & Toronto, Ont.)

JANUARY 2015

- 1 2015 Bridgestone NHL Winter Classic®: Chicago Blackhawks at Washington Capitals (Nationals Park, Washington, D.C.)
- 13 USHL/NHL Top Prospects Game (Dubuque, Iowa)
- 21 CCM/ECHL All-Star Classic (Orlando, Fla.)
- 22 CHL/NHL Top Prospects Game (St. Catharines, Ont.)
- 22-26 NHL All-Star Break (no games played)
- 22-25 No scheduled practices – dressing rooms closed
- 24 NHL All-Star Skills Competition™ (Nationwide Arena, Columbus, Ohio)

JANUARY 2015

- 25 60th NHL All-Star Game (Nationwide Arena, Columbus, Ohio)
- 27 NHL Regular Season resumes

FEBRUARY 2015

- 1 Hockey is for Everyone Month begins
- 14 Scotiabank Hockey Day in Canada (host: Halifax, N.S.)
- 21 **2015 Coors Light NHL Stadium Series™: Los Angeles Kings at San Jose Sharks (Levi's® Stadium, Santa Clara, Calif.)**
- 20-22 8th Annual Hockey Weekend Across America presented by CCM (USA Hockey)

MARCH 2015

- 2 Trade deadline (3:00 p.m. ET)

APRIL 2015

- 9-11 NCAA Frozen Four (TD Garden, Boston, Mass.)
- 11 Last day of regular season (all teams in action)
- 15 Stanley Cup Playoffs begin
- 16-26 IIHF Under-18 World Championship (Zug and Lucerne, Switzerland)

MAY 2015

- 1-17 IIHF World Championship (Prague and Ostrava, Czech Republic)
- 21-31 CHL Memorial Cup (Quebec City, Que.)
- 31-June 6 NHL Combine (Buffalo, N.Y.)

JUNE 2015

- 20 Last possible day for 2014 Stanley Cup Final
- TBA Deadline for first club-elected salary arbitration (later of June 15 or 48 hours after the conclusion of the Stanley Cup Final, 5:00 p.m. ET)
- 26-27 NHL Draft (BB&T Center, Sunrise, Fla.)

JULY 2015

- 1 Free agency begins (12:00 p.m. ET)
- 5 Deadline for player-elected salary arbitration notification (5:00 p.m. ET)
- 6 Deadline for club-elected salary arbitration notification (5:00 p.m. ET)
- 20-Aug. 4 Salary arbitration hearings held

AUGUST 2015

- 6 Deadline for salary arbitration decisions to be rendered

CREDITS

The 2014-15 San Jose Sharks Media Guide was written, designed, edited and produced by the San Jose Sharks Media Relations Department.

Executive Editor Ben Guerrero
Layout and Design Audrey Minagawa
Assistant Editors Scott Emmert, Eric Lindquist, Jason Plank, Ryan Stenn
Principal Photographers Rocky Widner and Don Smith

Special Thanks To Doug Wilson, Wayne Thomas, Joe Will, Dan Rusanowsky, Jim Sparaco, Caitlynn Steinberg, Tim Howell, Tim Patnode, Curtis Brown and Randy Robles and Bob Waterman at Elias Sports Bureau

©2014-15 San Jose Sharks and Sharks Sports & Entertainment.





2014 SAN JOSE SHARKS 2015 SCHEDULE

LEGEND

HOME
 AWAY
 ● CSN CA (HD)
 + NBCSN
 ◆ NBC

OCTOBER

SU	M	T	W	TH	F	S
			1	2	3	4
5	6	7	8 LAK ▲ 7:00	9	10	11 WPG ● 7:00
12	13	14 WSH ● 4:00	15	16 NYI ● 4:00	17	18 NJD ● 4:00
19 NYR ● 2:00	20	21 BOS ● 4:00	22	23 CBJ ● 7:30	24	25 BUF ● 1:00
26 ANA ● 5:00	27	28 COL ● 6:00	29	30 MIN ● 5:00	31	

NOVEMBER

SU	M	T	W	TH	F	S
						1 NYI ● 7:30
2	3	4	5	6 VAN ● 7:30	7	8 DAL ● 5:00
9 CHI ● 4:00	10	11 FLA ● 4:30	12	13 TBL ● 4:30	14	15 CBJ ● 4:00
16 CAR ● 2:00	17	18 BUF ● 4:30	19	20 FLA ● 7:30	21	22 ARI ● 7:30
23	24	25	26 CGY ● 7:30	27	28	29 ANA ● 7:30
30						

DECEMBER

SU	M	T	W	TH	F	S
	1	2 PHI ▲ 7:00	3	4 BOS ● 7:30	5	6 CGY ● 7:00
7 EDM ● 6:00	8	9 EDM ● 7:30	10	11 MIN ● 7:30	12	13 NSH ● 7:30
14	15	16	17	18 EDM ● 7:30	19	20 STL ● 7:30
21	22 ANA ● 7:00	23	24	25	26	27 LAK ▲ 7:00
28	29	30 VAN ● 7:00	31 ANA ● 5:00			

FEBRUARY

SU	M	T	W	TH	F	S
1	2 EDM ● 7:30	3	4 CGY ● 7:00	5 VAN ● 7:00	6	7 CAR ● 7:30
8	9 CGY ● 7:30	10	11 WSH ▲ 7:30	12	13 ARI ● 6:00	14
15 TBL ● 5:00	16	17 NSH ● 5:00	18	19 DAL ● 5:30	20	21 LAK ▲ 7:00**
22	23	24	25	26 DET ● 7:30	27	28 OTT ● 7:30

MARCH

SU	M	T	W	TH	F	S
1	2 MTL ● 7:00	3 VAN ● 7:00	4	5	6	7 VAN ● 7:00
8	9 PIT ▲ 7:00	10	11	12 NSH ● 7:30	13	14 CHI ● 1:00
15	16	17 WPG ● 5:00	18	19 TOR ● 4:30	20	21 MTL ● 4:00
22	23 OTT ● 4:30	24	25	26 DET ● 4:30	27	28 PHI ● 10:00A
29 PIT ▲ 4:30	30	31				

APRIL

SU	M	T	W	TH	F	S
			1 COL ▲ 7:30	2	3 ARI + 7:00	4 ARI + 6:00
5	6 DAL + 7:30	7	8	9 EDM + 6:30	10	11 LAK ◆ 12:00
12	13	14	15	16	17	18

@SANJOSESHARKS

FACEBOOK.COM/SANJOSESHARKS

SCHEDULE SUBJECT TO CHANGE

** 2/21/15 | 2015 COORS LIGHT NHL STADIUM SERIES™ AT LEVI'S® STADIUM IN SANTA CLARA, CA | 7:00PM

SJSHARKS.COM



Sharks Sports & Entertainment, the parent company of the San Jose Sharks, aims to operate a Stanley Cup-caliber hockey team each and every season, leverage the organization's core competencies of arena and hockey management to provide world-class sports and entertainment to San Jose, and grow the game of hockey throughout the Bay Area.

In addition to the San Jose Sharks, Sharks Sports & Entertainment currently manages the business operations of several entities. As arena managers, Sharks Sports & Entertainment manages the SAP Center at San Jose, including the booking of all events in the building. Since its opening in 1993, SAP Center at San Jose has hosted a who's who of music history, including Paul McCartney, The Rolling Stones, Bruce Springsteen, Barbra Streisand, Bob Dylan, Beyonce, Elton John, Garth Brooks, Jay-Z, The Three Tenors (Placido Domingo, Luciano Pavarotti and Jose Carreras), Madonna, Lady Gaga, Prince, The Eagles and U2. SAP Center at San Jose also is home to the San Jose SaberCats of the Arena Football League and has hosted the NCAA Basketball Tournament on several occasions.

Sharks Sports & Entertainment also owns and operates the American Hockey League's (AHL) Worcester Sharks, the San Jose Sharks top development hockey affiliate, located in Worcester, Mass. Serving as the top development team for the San Jose Sharks since the 2006-07 season, the Worcester Sharks, under the coaching tutelage of Roy Sommer, the AHL's all-time winningest coach, have paved the "road to San Jose" for a number of current San Jose Sharks, including Logan Couture, Joe Pavelski, Justin Braun, Jason Demers and Tommy Wingels.

Sharks Sports & Entertainment also manages all or parts of several ice facilities in the Bay Area, including Sharks Ice at San Jose, Sharks Ice at Fremont and Oakland Ice Center operated by Sharks Ice. Sharks Ice at San Jose, one of only ten facilities in the United States with four or more NHL-sized ice rinks, is the largest facility of its type located west of the Mississippi River. Sharks Ice at San Jose is the official training facility of the San Jose Sharks and also is the home of the San Jose Jr. Sharks travel hockey program, recognized by USA Hockey as one of four model association programs in the country. As the host to a number of national figure skating and hockey tournaments, Sharks Ice at San Jose is a travel destination and responsible for the second-highest number of hotel room reservations in San Jose on an annual basis, behind only the San Jose Convention Center. Furthermore, according to USA Hockey, the Sharks Ice family of ice rinks is home to the highest number of registered adult hockey players, with more than 4,500 active participants.



TABLE OF CONTENTS

NHL Critical Dates	2
2014-15 Sharks Schedule	3
Sharks Sports & Entertainment	4
Team Directory	6
Coors Light Stadium Series	10

FRONT OFFICE

Executives	12
Coaches	20
Player Development/Scouting Staff	24
Trainers, Equipment & Medical Staff	28

THE PLAYERS

Player Profiles	34
Sharks In The System	107
Sharks 2014-15 Reserve List	130
Draft History	132

2013-14 IN REVIEW

NHL Regular Season Standings	140
Statistics & Breakdowns	143
Transactions Since 2013-14	156

THE RECORD BOOK

All-Time Regular Season Records	158
All-Time Roster/By The Numbers	166
A-T Regular Season Scoring/Goalie Stats	192
All-Time Leaders	200
All-Time Goaltenders	202
Single Season Leaders	205
Goaltenders Single Season Leaders	207
Leaders By Season	209
Goaltender Leaders By Season	212
Rookie Single Season Leaders	216
Team Statistics By Season	218
Special Teams By Season	222
Hat Tricks	223
Shutouts	226
Penalty Shots	231
Extra Attacker Goals	233
All-Time OT/Shootout Games	236
A-T Head Coaches/Captains/GMs	244
All-Time Attendance/Assistant Coaches	245
Record by Season	247
NHL All-Star Game/Olympics	249
NHL Honors	251
Team Honors	255
Opponents vs. San Jose	259
Opponent Goaltenders vs. San Jose	261
Year-By-Year In Review	262

PLAYOFFS

2013-14 Playoff Summary	284
All-Time Playoff Scoring	285
All-Time Playoff Leaders	288
Playoff Records By Teams	292
OT Games/Hat Tricks/Shutouts	295
Scoring/Goaltending Leaders By Year	297
Special Teams	298
Results By Year/When Facing Elimination	299
Year-By-Year In Review	300
All-Time Playoff Records	339

NATIONAL HOCKEY LEAGUE

NHL Directory	346
NHL Referees/Linesmen	347
NHL Rule Changes	348
NHL Trophies/Awards	349
NHL Teams vs. San Jose	351

GENERAL

Fan Development	382
Sharks Foundation	384
S.J. Sharkie	386
SAP Center at San Jose	387
Junior Sharks	389
Ticket Information/Seating Chart	390
Broadcast Information	391
Media Information	395

WORCESTER SHARKS

Worcester 2014-15 Schedule	398
Worcester Team Directory	399
Worcester Executives	400
Coaches/Hockey/Medical Staff	401
Saint Vincent Hospital Medical Team	405
Radio/TV	406
Tickets/DCU Center Seating Chart	407
Sharks In The Community	408
DCU Center	409
AHL Divisional Alignment	410
2013-14 Worcester Standings and Stats	411
2013-14 Worcester in Review	412
All-Time Roster	413
Worcester Regular Season Records	418
All-Time Worcester Playoff Statistics	419
Worcester Annual Awards	423
Worcester-San Jose Pipeline	424
FINZ	425
Worcester Media Information	426





SHARKS SPORTS & ENTERTAINMENT

SAP CENTER AT SAN JOSE
525 West Santa Clara St., San Jose, Calif. 95113
Phone 408-287-7070 • Fax 408-999-5797

sjsharks.com • facebook.com/sanjosesharks • twitter.com/sanjosesharks

OWNERSHIP GROUP

Hasso Plattner, Gary Valenzuela, Gordon Russell, Rudy Staedler

SHARKS SPORTS & ENTERTAINMENT BOARD OF DIRECTORS

Hasso Plattner, Gary Valenzuela, Scott McNealy, Rouven Westphal

HOCKEY OPERATIONS

General Manager	Doug Wilson
Vice President & Assistant General Manager	Wayne Thomas
Assistant General Manager	Joe Will
Head Coach	Todd McLellan
Associate Coach and Director of Player Development	Larry Robinson
Assistant Coaches	Jim Johnson, Jay Woodcroft
Goaltending Development Coach	Corey Schwab
Development Coach	Mike Ricci
Video Coordinator	Brett Heimlich
Director of Scouting	Tim Burke
Scouts	Gilles Cote, Pat Funk, Dirk Graham, Rob Grillo, Brian Gross, Shin Larsson, Bryan Marchment, Jason Rowe, Niklas Sundstrom, Mike Yandle
Director of Hockey Administration	Rosemary Tebaldi
Team Services Manager	Ryan Stenn
Hockey Operations & Scouting Analyst	Doug Wilson, Jr.
Head Athletic Trainer	Ray Tufts, ATC
Assistant Athletic Trainer	Wes Howard, ATC
Strength & Conditioning Coordinator	Mike Potenza
Massage Therapist	Arnulfo Aguirre, CMT, ART
Equipment Manager	Mike Aldrich
Assistant Equipment Manager	Vinny Ferraiuolo
Equipment Assistant & Equipment Transportation	Roy Sneesby
Cleaning Specialist	Norma Hernandez
Team Physicians	Dr. Mark Davies, Dr. Scott Crow, Dr. Anthony Abene
Team Internists/Family Practice	Dr. AJ Uy, Dr. Chris Fowler
ER Medicine	Dr. Young Yoon
Team Dentists	Don Goudy, D.D.S.
Chiropractic Consultant	Mike McMurray, D.C.

BUSINESS & BUILDING OPERATIONS

Chief Operating Officer	John Tortora
Executive Vice President of Business & Building Operations	Jim Goddard
Vice President, Sales & Service	John Castro
Vice President, Finance	Ken Caveney
Vice President, People	Fiona Ow Giffure
Vice President, Sharks Ice & Worcester Sharks	Jon Gustafson
Vice President, Building Operations	Rich Sotelo
Executive Assistants	Rebeca Gomez, Mary Grace Miller, Michelle Simmons

TICKET SALES

Director of Ticket Sales	Mike Nieves
Senior Ticket Operations Manager	Scott Fitzsimmons
Ticket Operations Manager	Stephanie Der
Account Sales Managers	Ted Chuba, Mike Hollywood, Adam King, Eric Manuta, Zach Plaza
Account Service Managers	Kelley Cianciolo, Sharon Holman, Julie Kennedy
SAP Center Ticket Sales Coordinators	Dustin Frediani, Ryan Silva

CORPORATE PARTNERSHIPS

Director of Corporate Partnerships	Jennifer Birmingham
Senior Service Manager, Corporate Partnerships	Jennifer De Carlo
Senior Sales Manager	Damien Beasley
Sales Managers, Corporate Partnerships	Steve Gracio, Spencer Neft
Service Managers, Corporate Partnerships	Kayla Chickos, Patrick Luck, Jamie Sibilia
Corporate Partnerships & Event Presentation Manager	Jack Craig
Sales and Marketing Communications Coordinator	Sarina Madnick

SUITE SALES & SERVICE

Director of Suite Sales & Service	Bruce Ross
Suite Sales & Service Manager	Kathy Payne-Tovar
Suites Sales & Service Coordinator	Laura Raymond

EVENT PRESENTATION

Director of Event Presentation	Steve Maroni
--------------------------------	--------------

MARKETING & DIGITAL MEDIA

Director of Marketing & Digital Media	Doug Bentz
Marketing Manager	Courtney Jankovich
Graphic Designer	Brittney Thorp
Marketing & Database Coordinator	Christopher Der
Marketing Coordinator	Kerry Vann
Digital Media Production Manager	Dustin Lamendola
Digital Media Content Developers	Patrick Hooper, Sarah Peters
Social Media Coordinator	Nicole Grazioli

MEDIA RELATIONS

Director of Media Relations	Scott Emmert
Media Relations Manager	Ben Guerrero
Media Relations Coordinator	Jason Plank

PUBLIC RELATIONS & FAN DEVELOPMENT

Director of Public Relations & Fan Development	Jim Sparaco
Mascot Operations Manager	Tim Patnode
Fan Development Coordinator	Tim Howell
Fan Development Coordinator	Caitlynn Steinberg

BROADCASTING

Television Play-By-Play Broadcaster	Randy Hahn
Television Color Analyst	Jamie Baker
Radio Play-By-Play Broadcaster	Dan Rusanowsky
Radio Color Analyst	Bret Hedican
Production Associate	Elisabeth Farkas

BUILDING OPERATIONS

Director of Booking & Events	Steve Kirsner, James Hamnett
Director of Guest Services	David Cahill
Director of Building Services	Monte Chavez
Director of Ticket Operations	Patrick Doherty
Facilities Technical Director	Greg Carrolan
Chief Engineer	Eric Gold
Building Services Managers	Bruce Tharaldson, Ray Romero
Ticket Operations Manager	Judy Jones
Ushering & Emergency Medical Manager	David Falco
Technical Services Lead	Matthew Galvin
Building Services Supervisor	Lino Suastegui
Conversion Supervisor	Kevin Brunton
Building Services Coordinator	Peggy Roland, Paula Vazquez
Mailroom Coordinator	Richard Perez
Guest Services Coordinator	Karen Casanave
Engineers	Denver Abellana, Steven Boudreault, Jeremy Held, Peter Simmons, Darryl Sotelo, Jay Vasquez
Administrative Assistant	Yvette Rangel
Receptionist	Starley Lindley

FINANCE

Controller	Stephanie Reitz
Financial Analyst	Mark Paulsen



Ledger and Payroll Accountant	Terri Carone
General Ledger Accountant	Tasia Simmons
Accounts Payable Associate	Connie Arteaga
Banking Accountant	Trista Gladstone
Administrative Accountant	Jeenette Miller

INFORMATION TECHNOLOGY

Director of Information Technologies	Allison Aiello
Systems Support Specialist	Cara Browning

HUMAN RESOURCES

HR Operations Manager	Gary Nigh
Business Partner	Jeannine Turner

LEGAL

Associate Counsel	Maggy Carlyle
-------------------------	---------------

SHARKS MERCHANDISE

Director of Merchandise	Austin Rancadore
Merchandise Manager, Buyer	Adriana Gasca
Sharks Store Manager	Amanda Heimlich

MISCELLANEOUS

Team Colors	Deep Pacific Teal, Burnt Orange and Black
Home Ice/Capacity	SAP Center at San Jose (17,562)
Dimensions of Rink	200-feet by 85-feet
Television Station	Comcast SportsNet California
Radio Network Flagship	98.5 KFOX (KUFY)
Team Photographers	Don Smith, Rocky Widner
P.A. Announcer	Danny Miller
Mascot	S.J. Sharkie
AHL Affiliate	Worcester Sharks

SHARKS ICE - SAN JOSE/FREMONT/OAKLAND

General Manager - Oakland Ice Center	Melissa Fitzgerald
Director of Operations - Sharks Ice at San Jose/Fremont	Richard Rocha
Operations Manager - Oakland Ice Center	Rory Mushlin
Operations Manager - Sharks Ice at Fremont	Casey Maguire
Director of Skating	Candy Goodson
Director of Hockey	Robert Savoie
Director, Junior Sharks	Curtis Brown
Merchandise Manager	Ron Glasow
Hockey Manager	Tyler Shaffar
Hockey Manager (Oakland Ice Center)	Derek Donald
Youth Hockey Manager	Matt Adams
Skating Manager - Oakland Ice Center	David Hicks
Participation Development Manager	Marjorie Taylor
Office Manager - Sharks Ice at San Jose	Kimberly Saito
Office Manager - Oakland Ice Center	Melissa Huffman
Food & Beverage Manager	Dan Anglikowski
Hockey Coach	Nate Weossner
Guest Services Coordinator	Nancy Perez
Birthday Party Coordinator	Stephanie Conroy

SHARKS FOUNDATION

Sharks Foundation Manager	Heather Hooper
Sharks Foundation Coordinator	Casey Roberts
Sharks Foundation Coordinator	Jenne' Johnson



WORCESTER SHARKS (AHL)

HOCKEY OPERATIONS

General Manager & Alternate Governor	Joe Will
Head Coach	Roy Sommer
Assistant Coach	Ryan Mouguel
Video Coach	Charlie Townsend
Development Coach (Goaltenders)	Corey Schwab
Development Coach (Defensemen)	Bryan Marchment
Development Coach (Forwards)	Mike Ricci
Development Coach	Dirk Graham
Development Coach	Niklas Sundstrom
Head Athletic Trainer	Matt White
Head Equipment Manager	Chris Davidson-Adams
Assistant Equipment Manager	Mike Blomgren

BUSINESS OPERATIONS

Vice President & Alternate Governor	Jon Gustafson
Senior Director, Sales & Marketing	Suzanne DeGeorge
Senior Director of Business & Community Development	Michael Myers
Director of Public Relations & Broadcasting	Eric Lindquist
Ticket Sales Manager	Kristyn Galante
Marketing Manager	Ryan Walsh
Merchandise Manager	David Gwozdz
Corporate Account Executive	Mike Murtha
Account Executives	Mike Connoles, Carly Grimaudo, Pete Kelly, Andrew Nawn
Community Development Coordinator	Joey Goldstein
Marketing/Operations Coordinator	Emily Quinn

SAN JOSE ARENA AUTHORITY

Executive Director	Chris Morrissey
Office Manager	Shelly Wang

ARAMARK SPORTS AND ENTERTAINMENT

Resident District Manager	John Heberden
Director of Premium Services	Dan Tweddle
Director of Concessions	Franklin Meltzer
Merchandise Manager	Patte Dahlin
Warehouse Manager	Henry Galvez
Concessions Manager	Jose Lopez
Human Resources Manager	Roxann Briscoe
IT Manager	J.R. Sivila
Assistant Human Resources Manager	Raul Sepulveda
Controller	Sisamoune Tran
Executive Chef	Craig Coe
Executive Sous Chef	Rodney Baca
Catering Sales Coordinator	Madelyn Lacayo
Accountant	Eliza Borja, Michelle Nguyen





2015 COORS LIGHT STADIUM SERIES™ OUTDOOR HOCKEY GAME

In 2014-15, the San Jose Sharks will host Northern California's first professional outdoor hockey game in the NHL's 2015 Coors Light Stadium Series™. The Sharks will host their Southern California-rival Los Angeles Kings on Feb 21, 2015 at 7 p.m. at Levi's® Stadium in Santa Clara, CA, home of the San Francisco 49ers.

Entering the season, the only other outdoor game currently slated for the 2014-15 season is the Bridgestone NHL Winter Classic featuring the Chicago Blackhawks at Washington Capitals on Jan. 1, 2015. To date, there have been 13 regular-season outdoor NHL games contested since 2003-04. Of those 13 games, seven have been hosted in football venues, while six have been hosted in baseball stadiums.

"The growing excitement around NHL hockey in California, the intensity of last season's playoff series between these teams and the state-of-the-art setting at Levi's Stadium will bring a thrilling new dimension to the Kings-Sharks rivalry," NHL Commissioner Gary Bettman said. "We thank the Sharks, the Kings, Coors Light, the San Francisco 49ers, Levi's® Stadium and everyone involved in producing the next episode of our Coors Light NHL Stadium Series."

The NHL's 13 regular-season outdoor games have drawn total attendance of 740,251 — an average of 56,942 per game.

The Sharks will become the 19th different team to participate in a regular-season outdoor NHL game.





FRONT OFFICE





JOHN TORTORA

CHIEF OPERATING OFFICER

John Tortora enters his second season as chief operating officer for Sharks Sports & Entertainment (SSE).

Tortora, 45, oversees all aspects of SSE's non-hockey operations and serves as the organization's point person to SSE's ownership.

Tortora serves as an alternate governor for the San Jose Sharks to the NHL's Board of Governors and serves as the governor for the Worcester Sharks to the American Hockey League's Board of Governors.

In addition, Tortora works closely with General Manager Doug Wilson to establish and maintain a centralized and collaborative vision for the entire organization encapsulating both hockey and business operations. Tortora also works with the City of San Jose on SAP Center at San Jose and Sharks Ice at San Jose issues.

Since being appointed COO by SSE's Board of Directors in June 2013, Tortora has focused primarily on creating new platforms for fans and sponsors to connect with the Sharks brand throughout the year. Such platforms include increasing off-season programming and events such as hosting an annual Draft Day Party, July Prospects Game, and Preseason Fan Fest. However, the largest platform to date will be hosting an NHL game outdoors during the 2014-15 season. For most of the 2013-14 campaign, Tortora aggressively lobbied the National Hockey League to host a Stadium Series game in Northern California, and on August 6, 2014, the NHL rewarded the Sharks and its fan base by awarding an outdoor game to the franchise. On February 21, 2015, the Sharks will host the Los Angeles Kings at Levi's Stadium in the first outdoor hockey game played in Northern California.

Tortora joined SSE in June 2011 as executive vice president and general counsel where he oversaw all legal matters pertaining to the company. Tortora was responsible for overseeing the legal aspects for all SSE properties and businesses, including the NHL league office communications, government relations, and contractual relationships with corporate partners, suite holders, broadcasters, financial institutions, event and service contractors and major service providers.

Prior to joining SSE, Tortora spent 14 years with the National Hockey League (NHL) office in New York, where he most recently was vice president, media.

During his time with the NHL, Tortora developed a strong institutional knowledge of the NHL's governance of media matters and was actively involved in the launch of the NHL Network in Canada in 2001 and in the United States in 2007. Further, Tortora directed the operation of the NHL's Center Ice television package and NHL GameCenter Live online package. He worked closely with the NHL's senior management team, as well as the clubs on material media matters, such as facilitating a significant increase of local television revenue for the Canadian clubs by creating exclusive television territories and creating and maintaining a joint venture with the Montreal Canadiens in the sale of French language telecast and entitlement rights throughout Canada.

While with the NHL, Tortora also developed a broad range of experience with local and national television and radio agreements in Canada and the United States; navigating content rights issues across the digital cable, mobile and broadband platforms; enforcing territorial rights; monitoring and addressing regulatory matters in Ottawa and Washington; partnering with Home Box Office on its inaugural 24/7 series with the Pittsburgh Penguins and the Washington Capitals; and contributing to the Levitt Report prior to the NHL work stoppage in 2004.

After graduating *magna cum laude* with a degree in accounting from Seton Hall University in 1991, the New Jersey native focused his attention on a sports business and legal career by attending the Seton Hall University School of Law and actively participating in its sports law program. While in law school, Tortora wrote a case note on Title IX for publication in Volume 3 of the Seton Hall Journal of Sport Law in 1993 and was appointed editor-in-chief of Volume 4 of the Journal during his final year of law school. Following his graduation in 1994, Tortora practiced law and worked with the East Coast Hockey League office in Princeton, New Jersey.

Tortora is a member of the New Jersey and New York State Bars and is a registered in-house counsel with the State Bar of California. He also is a member of the Board and the Finance Committee of the San Jose Downtown Association, the Board of the San Jose Silicon Valley Chamber of Commerce, the Board of the Institute of Sports Law and Ethics (through Santa Clara University), the Board of the Bay Area Chapter of the National Sports Marketing Network, and the Silicon Valley Leadership Group. An avid runner, Tortora, his wife, Debbie, and their two children reside in San Jose.





JIM GODDARD

EXECUTIVE VICE PRESIDENT OF BUSINESS AND VENUE OPERATIONS

A 24-year veteran with Sharks Sports & Entertainment (SSE), the past 16 years as executive vice president and general manager of building operations, Jim Goddard enters his second season as executive vice president of business and venue operations, a position he was appointed to by SSE's Board of Directors on June 13, 2013.

In this role, Goddard oversees all revenue operations for SSE, including ticket sales and service; corporate partnerships, which includes suite sales and hospitality; marketing and digital media; event presentation; media and public relations; and fan development. He also oversees Sharks Ice and the business operations for the Worcester Sharks, the Sharks American Hockey League affiliate.

Goddard, 65, will also continue to oversee all facets of SAP Center at San Jose's operation, including event booking, guest services, ticket operations, parking, food services, engineering and facility technical operations. He is the point person for discussions between arena management and the City of San Jose. Goddard also implements and oversees all building improvements, from the design phase to final construction.

In the summer of 2007, Goddard helped implement an ambitious, \$17.5 million capital upgrade project to SAP Center that included a new, multi-level LED scoreboard, LED full-color fascia display, a state-of-the-art seating area sound system, roof-rigging weight capacity increase and a new HDTV control room.

Goddard also oversaw two separate expansion and renovation projects of Sharks Ice at San Jose, which included the addition of a multi-million dollar, 58,000-square foot training and practice facility for the Sharks in August 2000 and a fourth sheet of ice in 2005. The facility is the largest ice facility under one roof west of the Mississippi River.

From 1993-96, he served as vice president of building operations and from 1990-93, Goddard served as San Jose Arena project manager, helping oversee the design and construction of the facility. He represented the Sharks and SAP Center Management interests in working with the City of San Jose, architects, consultants and contractors.

Goddard came to San Jose from Minnesota following a 23-year term of service at the Met Center, home of the Minnesota North Stars, finishing as vice president of Met Center Operations. While at the Met Center, Goddard was involved in all aspects of the management and operation of the facility, working with promoters, tenants, concessionaires and suppliers to ensure a consistent level of superior service was enjoyed by everyone involved with the building.

Goddard attended the University of Minnesota.



DOUG WILSON

GENERAL MANAGER

Since being named the team's general manager on May 13, 2003, Doug Wilson has strategically built the San Jose Sharks into one of the National Hockey League's top franchises through strong drafting, shrewd trades and timely free agent signings.

In his 10 seasons in charge of the Sharks hockey department, Wilson has guided the team to its most successful era since the franchise's inception, capturing a Presidents' Trophy (2009), five Pacific Division titles and advancing to the Western Conference Final on three occasions (2004, 2010, 2011).

In his tenure as general manager, only the Detroit Red Wings have appeared in more Stanley Cup Playoff rounds (22) than San Jose (20).

During that span, the Sharks rank second in the NHL in regular season points (1,017 points, 458-227-101 record) and are second in wins among all NHL teams.

In 2013-14, the Sharks clinched a playoff berth for the 10th consecutive season, the second-longest active playoff streak in the NHL (Detroit, 23 seasons) and the third-longest streak in North American professional sports (NFL, NBA, MLB). The Sharks also recorded 50-plus wins for the fourth time in franchise history and San Jose's 11, 40-plus win seasons since 2000-01 are tied with Detroit for the most seasons with 40 or more wins in that span. Wilson's focus in team-building is forging the team through drafting and development. Beginning with the 2003 NHL Draft, Wilson's first as general manager, through 2013, Sharks draft selections have played the second-most games of any NHL team's draft picks (6,003) and posted the fifth-most points (2,525) in that span, despite the organization having the lowest average draft position of any NHL team (135th).

In his current role, Wilson, 57, has overall authority regarding all of Sharks Sports & Entertainment's hockey-related operations. He oversees all player personnel decisions, negotiates player contracts, coordinates the efforts of the team's scouting department, leads the team in its draft day preparation and administers the club's player evaluation process at all professional, minor and junior levels.

Wilson serves as one of the franchise's alternate governors to the NHL's Board of Governors.





In his previous role as the franchise's director of pro development (1997-03), Wilson's responsibilities included evaluating talent at all professional and minor league levels and continuous assessment of the Sharks roster and reserve list. In addition, he provided valuable input assisting in the club's player development programs and consulting with the hockey department on all major personnel issues, special assignments and contract negotiations.

Working closely with the entire hockey department, Wilson played a major role in creating a positive atmosphere in the dressing room and on-the-ice attractiveness to obtaining and retaining veteran free agents during the team's re-building period such as Vincent Damphousse, Mike Ricci, Gary Suter, Scott Thornton and Mike Vernon.

From 1993-97, Wilson was an integral member of the NHLPA. A past president of the NHLPA, he also served as coordinator of player relations and business development, where he was primarily responsible for

overseeing player relations, the development of business ventures and managing international affairs.

Wilson sat on the board of the Canadian Hockey Association and has extensive experience in talent evaluation. He served as management consultant for Canada's entries in the 1994, 1995, 1996 and 1997 World Junior Championship tournaments — resulting in four consecutive gold medal finishes and also served on the management team for Canada's entry in the 1998 Winter Olympic Games.

Wilson draws on a vast amount of hockey knowledge and expertise throughout his on-and-off the ice experiences. His older brother, Murray, played seven NHL seasons, capturing four Stanley Cup Championships with the Montreal Canadiens (1973, 1976-78) as a teammate of Sharks current associate coach and director of player development Larry Robinson. As a member of the Ontario Hockey League's Ottawa 67s, Wilson played for Hall of Famer Brian Kilrea, junior hockey's all-time winningest coach. During his tenure with the Chicago Blackhawks, Wilson was a teammate of NHL legend Bobby Orr and a roommate with Hockey Hall of Famer Stan Mikita.

In 2004, Wilson participated in the NHL Game Committee, a panel of players, coaches, executives and media responsible for examining all aspects of the game. The committee, which initially met during the offseason, included Hall of Fame coach Scotty Bowman and Pittsburgh Penguins chairman of the board Mario Lemieux, among others.

As a player, following a stellar junior career with the Ottawa 67s, the Ottawa, Ontario native was a first round draft choice (sixth overall) by the Chicago Blackhawks in 1977. He played 16 NHL seasons, primarily with Chicago, before finishing his career in San Jose. In 1,024 NHL games, he posted 827 points (237 goals, 590 assists) which ranks 15th among defensemen on the NHL's all-time scoring list. In 1982, he was the winner of the James Norris Memorial Trophy, symbolic of the League's top defenseman, when he tallied 85 points. His 39 goals that season are the fourth-most ever scored by an NHL defenseman.

Wilson ranks fifth on the Blackhawks all-time points (779) and games played lists (938), and among defensemen, he ranks first in points, goals (225; 12th overall) and assists (554; third overall). He led all Blackhawks defensemen in scoring for eight consecutive seasons (1980-81 thru 1989-90).

He was selected to eight NHL All-Star Games (seven with Chicago and one with San Jose) and while with Chicago, Wilson was named as an NHL First Team All-Star in 1982 and twice was named as an NHL Second Team All-Star (1985 and 1990).

In addition, he played in 95 career playoff games with Chicago and scored 80 points (19 goals, 61 assists).

Acquired by San Jose just prior to the Sharks inaugural season in 1991, Wilson brought instant credibility and respect to the young franchise. He played two seasons for the Sharks, serving as the organization's first captain and scoring 48 points (12 goals, 36 assists) in 86 games.

Additional highlights from Wilson's Sharks career include being the team's first representative in an All-Star Game (1991-92), playing in his NHL-milestone 1,000th game on Nov. 21, 1992 (77th player in League history) and twice being named (1992 and 1993) the Sharks nominee for the King Clancy Award, presented for leadership and humanitarian contributions both on-and-of the ice.

Wilson announced his retirement as a member of the Sharks during training camp in 1993-94.

In 2004, Wilson was named to the Positive Coaching Alliance's National Advisory Board. Positive Coaching Alliance is a national non-profit developing "Better Athletes, Better People" by working to provide all youth and high school athletes a positive, character-building youth sports experience.

Wilson was inducted into the Chicago Sports Hall of Fame in September 1999. He also formerly served on the board of directors for the NHL's Alumni Association.

In October 1998, the Ottawa 67s honored his stellar career by retiring his No. 7 sweater and inducting him into the Ottawa Sports Hall of Fame.

Wilson and his wife, Kathy, have four children: Lacey, Doug, Chelsea and Charlie.



PLAYING CAREER OF DOUG WILSON

CAREER STATISTICS

PLAYOFFS

SEASON	CLUB	LEAGUE	GP	G	A	PTS	PIM	GP	G	A	PTS	PIM
1974-75	Ottawa	OHA	55	29	58	87	75	7	2	3	5	6
1975-76	Ottawa	OHA	58	26	62	88	142	12	5	10	15	28
1976-77	Ottawa	OHA	43	25	54	79	85	15	4	20	24	34
1977-78	Chicago	NHL	77	14	20	34	72	4	0	0	0	0
1978-79	Chicago	NHL	56	5	21	26	37	—	—	—	—	—
1979-80	Chicago	NHL	73	12	49	61	70	7	2	8	10	6
1980-81	Chicago	NHL	76	12	39	51	80	3	0	3	3	2
1981-82	Chicago	NHL	76	39	46	85	54	15	3	10	13	32
1982-83	Chicago	NHL	74	18	51	69	58	13	4	11	15	12
1983-84	Chicago	NHL	66	13	45	58	64	5	0	3	3	0
1984-85	Chicago	NHL	78	22	54	76	44	12	3	10	13	12
	Canada	Canada Cup	7	2	1	3	4	—	—	—	—	—
1985-86	Chicago	NHL	79	17	47	64	80	3	1	1	2	2
1986-87	Chicago	NHL	69	16	32	48	36	4	0	0	0	0
	NHL All-Stars	RdV'87	2	1	1	2	0	—	—	—	—	—
1987-88	Chicago	NHL	27	8	24	32	28	—	—	—	—	—
1988-89	Chicago	NHL	66	15	47	62	69	4	1	2	3	0
1989-90	Chicago	NHL	70	23	50	73	40	20	3	12	15	18
1990-91	Chicago	NHL	51	11	29	40	32	5	2	1	3	2
1991-92	San Jose	NHL	44	9	19	28	26	—	—	—	—	—
1992-93	San Jose	NHL	42	3	17	20	40	—	—	—	—	—
	Sharks Totals		86	12	36	48	66	—	—	—	—	—
	NHL Totals		1024	237	590	827	830	95	19	61	80	86

Drafted by Chicago in 1977 (1st round, 6th overall). **Traded by Chicago to San Jose in exchange for Kerry Toporowski and a second round selection (27th overall) in the 1992 NHL Entry Draft, Sept. 6, 1991.** Retired, Sept. 10, 1993. **HONORS:** OHA First All-Star Team (1977), NHL First All-Star Team (1982), James Norris Trophy (NHL's top defenseman, 1982), NHL Second All-Star Team (1985 and 1990), NHL All-Star Game (1982-86, 1990 and 1992).



JOHN CASTRO

VICE PRESIDENT OF SALES AND SERVICE

John Castro enters his 20th year with Sharks Sports & Entertainment (SSE) and his second as vice president of sales and service, where he oversees sales and service efforts for ticket sales and corporate partnerships for SSE, including the San Jose Sharks, SAP Center Management, Sharks Ice at San Jose (the Sharks official training facility), Sharks Ice at Fremont, Oakland Ice Center operated by Sharks Ice and select SAP Center events.

In addition, he oversees SAP Center's Citrix Suites sales and hospitality staff, and the event presentation department.

Castro has spent the last ten seasons as director of ticket sales successfully leading the organization's efforts in all aspects of tickets sales, customer retention and service, database marketing and CRM initiatives, and ticket operations resulting in significant revenue and attendance growth. Under his tenure, the Sharks have sold out all but two games over the past five seasons, including the last 203 home games entering the 2014-15 season. In addition, Castro served as an alpha client in the development of Ticketmaster's dynamic pricing tool Pricemaster. Prior to his role as director of ticket sales, he served the role of account sales manager from 1999-2003 and ticket operations manager from 1995-1999.

Castro, 41, resides in San Jose with his wife, Cyndi, and their two children, Isabelle and Samuel.





KEN CAVENEY

VICE PRESIDENT OF FINANCE

Ken Caveney begins his 13th year as vice president of finance for Sharks Sports & Entertainment (SSE) and has been associated with the organization for more than 23 years. He has been employed by the organization since 1994, previously serving as tax manager and director of finance.

Caveney, 47, directs the financial reporting environment for all of SSE's properties including compliance with National Hockey League and City of San Jose reporting requirements. In addition, Caveney is responsible for the tax, budgeting, forecasting and financial modeling processes for the company.

From 1991-93, Caveney provided consultation services to the Sharks while with Deloitte & Touche, LLP. In 1993, he became recognized as a Certified Public Accountant in California.

Caveney has served as a volunteer consultant for more than 21 years through Junior Achievement's Applied Economics program, having worked in classrooms at various San Jose high schools including Pioneer, Santa Teresa, Gunderson and Valley Christian.

Born in San Francisco, Caveney was raised in Salinas. He earned an associate's degree from Hartnell College, a bachelor's in business from Cal Poly at San Luis Obispo and a master's degree in taxation from San Jose State University. Caveney currently serves on Cal Poly's Accounting Advisory Board.



FIONA OW GIUFFRE

VICE PRESIDENT, PEOPLE

Fiona Ow Giuffre, a human resources professional with over 18 years experience in the field, enters her third season as vice president, people at Sharks Sports & Entertainment (SSE). Giuffre oversees SSE's human resources operations and organization development programs, as well as leadership development and talent management.

Prior to joining SSE, Giuffre spent nine years as director, HR business partners with Verisign, where she was responsible for leading and contributing to development and delivering on key talent, management and organization transformation initiatives.

Giuffre has also worked in the human resources field with other Silicon Valley companies.

She holds a degree in psychology from Santa Clara University.



JON GUSTAFSON

VICE PRESIDENT, SHARKS ICE & WORCESTER SHARKS

Jon Gustafson enters his second season as vice president of Sharks Ice and the Worcester Sharks.

In his role, Gustafson oversees all business operations for the Worcester Sharks of the American Hockey League, including ticket sales, marketing, corporate partnerships, public and community relations, and serves as Worcester's alternate governor for the AHL.

He is also responsible for overseeing all areas of operation for the Sharks Ice family of ice rinks, including Sharks Ice at San Jose, Sharks Ice at Fremont and the Oakland Ice Center, operated by Sharks Ice.

In addition, he is responsible for the merchandise operations for all of SSE's properties, including the San Jose Sharks, Worcester Sharks and Sharks Ice facilities.

Since 2000, Gustafson, 45, has served as general manager of the family of Sharks Ice rinks. Under his leadership, the operation has grown from one facility with two ice sheets to three facilities with seven ice sheets and increased revenues ten-fold. In June of 2013, the Jr. Sharks youth ice hockey program, which was founded by Gustafson and operates out of Sharks Ice, was named as a USA Hockey Model Program, one of only four programs in the U.S. to receive the honor.

Gustafson, who serves on the board of directors for USA Hockey, works closely with organizations such as USA Hockey, USHL, NAHL, ISI and USF to bring national and world hockey events to San Jose. In March of 2013, Sharks Ice hosted the 2013 USA Hockey Girls and Women's National Championships, the latest in a long line of national events to select the facility as the home for their events. In 2009, Gustafson was named the International Ice Skating Institute's "Facility Operator of the Year."



From 1996-1999, Gustafson served as general manager and vice president of operations for the San Jose Rhinos of Roller Hockey International (RHI). The team, which played their home games at SAP Center at San Jose, won the Murphy Cup as league champions in 1995 and Gustafson was named RHI "Executive of the Year" in 1999.

A former goaltender, Gustafson spent five seasons playing with various teams in the AHL, ECHL, CHL, WCHL and IHL. On April 15, 1992, he dressed as the back-up goaltender to Grant Fuhr for the Toronto Maple Leafs at Maple Leaf Gardens in a 4-2 win over the New York Rangers. The Fort Frances, Ontario native also played collegiately for four seasons at Colorado College.



RICH SOTELO

VICE PRESIDENT OF BUILDING OPERATIONS

Rich Sotelo enters his 22nd year with Sharks Sports & Entertainment (SSE) and his 15th as vice president of building operations. From 1995-99, he served as director of operations for San Jose Arena Management.

Sotelo, 57, oversees various aspects of SAP Center at San Jose's building operations department, including audio/visual, engineering, security, conversion, cleaning, facility enhancements, construction projects and sustainability efforts. In addition, Sotelo is responsible for coordinating the facility's emergency response contingency planning and, utilizing his past knowledge and involvement with labor union negotiations, he is SAP Center at San Jose's liaison and main negotiator in handling all collective bargaining agreements with various unions.

With a 30-plus year background in engineering and facility operations, Sotelo, who began his career at San Jose Arena after initially being hired in 1993 by Johnson Controls, also possesses an intricate understanding of the building's inner workings. He has extensively handled equipment and facility shutdown, developed a vast knowledge of arena equipment and facilities, implemented the process to inspect and catalog all equipment locations and continues to monitor all maintenance needs.

His experience was invaluable in managing SAP Center at San Jose improvement projects such as the installation of dehumidification equipment and the challenging placement of the SAP Center signs that adorn both entrances and the roof.

In the summer of 2007, Sotelo oversaw the ambitious, \$17.5-million capital upgrades project to then HP Pavilion that included the new, multi-level Daktronics LED scoreboard, LED full color fascia display, a state-of-the-art seating area sound system, acoustic panels, roof-rigging weight capacity increase, a new HDTV control room and an additional concourse level suite. More recently, Sotelo oversaw the building of the new Ice Bar, the installation new digital pendant displays, multiple concession stand upgrades on the concourse level and the Bloom Energy Fuel Cell project in 2012.

In addition to onsite building projects, he worked on and oversaw two separate expansion and renovation projects of Sharks Ice at San Jose, which included the addition of a multi-million dollar, 58,000-square foot training and practice facility for the Sharks in August 2000 and a fourth sheet of ice in 2005. The facility is now the largest ice facility under one roof west of the Mississippi River. In addition, the facility added Stanley's, a 5,400 square-foot sports bar which overlooks three of the four ice surfaces.

A native Californian, Sotelo was raised in San Leandro and attended Chabot College in Hayward. Sotelo is on the board of directors for the San Jose Sports Hall of Fame.

sound system.

A native Californian, Sotelo was raised in San Leandro and attended Chabot College in Hayward. Sotelo is on the board of directors for the San Jose Sports Hall of Fame and the Facility Operations Managers Association.





WAYNE THOMAS

VICE PRESIDENT AND ASSISTANT GENERAL MANAGER

Wayne Thomas recently completed his 18th season as assistant general manager and his 13th as vice president, providing general manager Doug Wilson with an experienced, versatile and valuable assistant.

Thomas, 66, is well versed in all aspects of the National Hockey League, garnering experience from his more than 40 years of being a player, head coach, assistant coach, advance scout and executive. Before his promotion in March 1996, he was in his third season as Sharks assistant coach and assistant to the general manager.

An Ottawa, Ontario native, Thomas is intimately involved with all aspects of the Sharks on- and off-ice operations, evaluating players on the Sharks reserve list with special emphasis on goaltenders, scouting other NHL teams and taking an active role in other player personnel matters.

For the past 10 seasons, Thomas has also taken on a more advanced, day-to-day role in working with the Sharks goaltenders on-and-off the ice. He also oversees the work of goaltending development coach Corey Schwab, who assists in working with the Sharks goaltenders in San Jose and with Sharks prospects in Worcester and other amateur leagues.

Thomas serves an important role as a liaison between the coaches, training staff and the hockey department, facilitates the interaction of hockey department personnel within the organization, coordinates the construction of the NHL pre- and regular season schedules, assists the efforts of the Sharks scouting staff and coordinates a variety of front office administrative matters.

Under Thomas' direct supervision and following the franchise's goal of developing players from the Worcester Sharks, San Jose's top development affiliate in the American Hockey League, Worcester has produced a number of key players on the Sharks current roster which were acquired through the NHL Draft or as unsigned free agents, including Logan Couture, Joe Pavelski, Justin Braun, Matt Irwin, Jason Demers, Andrew Desjardins and Tommy Wingels.

Reinforcing the link between the Sharks and their drafting and development system through the American Hockey League, from 2003-2013 the Sharks draft selections played the second-most games of any NHL team's draft picks (6,003), despite the organization having the lowest average draft position of any NHL team during that span (135).

In his role as Sharks assistant coach from 1993-96, Thomas assisted with game strategy, advance scouting of opponents and performed individual work with the Sharks goaltenders. In addition, he collaborated with the general manager on a year-round basis regarding administrative matters.

Thomas joined the Sharks coaching and management staff for the 1993-94 season after spending three seasons (1990-93) as an assistant coach with the St. Louis Blues. Thomas also served in that capacity with the Chicago Blackhawks in 1987-88 and was head coach at Peoria (International Hockey League) from 1988-90 and at Salt Lake City from 1985-87. His 1985-86 squad captured the IHL's Turner Cup Championship.

A former NHL goaltender, his playing career consisted of 243 games over nine seasons, posting a 103-93-34 record with Montreal, Toronto and the New York Rangers. In his rookie season, Thomas was a member of the Canadiens 1972-73 Stanley Cup Championship squad. Additional career highlights included being selected to and getting the win at the 1976 NHL All-Star Game as a member of the Maple Leafs, posting 10 career shutouts — including one in his first NHL start — and a lifetime goals-against average of 3.34. After his retirement in 1981, Thomas spent four seasons as an assistant coach with the Rangers.

Thomas has a bachelor's degree in physical education from the University of Wisconsin, where he played three years of hockey from 1967-70.





JOE WILL

ASSISTANT GENERAL MANAGER, SAN JOSE SHARKS
GENERAL MANAGER, WORCESTER SHARKS

Joe Will begins his fourth season as assistant general manager for the San Jose Sharks and his second as general manager of the Worcester Sharks.

In San Jose, Will works closely with general manager Doug Wilson on all daily departmental functions and his primary responsibilities include contract research and negotiations, scouting operations, fiscal planning, salary cap analysis and hockey administration. He's the lead coordinator and planner for the Sharks training camp scouting meetings and scouting conference calls each season.

In addition, as general manager of the Worcester Sharks, he oversees all the hockey operations for the Sharks American Hockey League affiliate, including player evaluation, player contracts, and player recall and reassignments.

One of his most important duties involves the tracking, analyzing and projecting of the team's player payroll relative to the current and future National Hockey League salary cap to give the team the financial flexibility to ice a championship-caliber team each season.

Will, 50, also works with the organization's professional scouts and management team in player research for expansion, waivers, free agency and trades. His expert analysis of economic trends in the NHL has led to the Sharks acquisition and retention of several key veteran players over his time with the club.

Prior to his current roles, Will served as the team's director of hockey operations from 2004-2011. A member of the Sharks organization since the franchise's inception in July 1990, he has also previously served as assistant to the general manager and scouting coordinator.

The Bloomington, Minn. native also works with director of scouting Tim Burke in the development and implementation of draft prospect testing, draft table operations and computer scouting analysis. Will is an integral part of the team's draft-day strategy. Without his coordinating efforts, the team would not have drafted 2001 Calder Memorial Trophy winner Evgeni Nabokov in 1994. In addition, he developed the Sharks computer scouting program that pioneered the advent of scouting programs now used throughout the NHL.

Prior to joining San Jose, Will spent six years in the Minnesota North Stars organization in various capacities.





TODD McLELLAN

HEAD COACH

Few coaches have been as successful as Todd McLellan during their first six seasons behind an NHL bench.

Since being named head coach of the Sharks on June 12, 2008, McLellan has posted a 271-130-57 record, the best points percentage of any NHL team in that span. Under his leadership, the Sharks have posted five 40-plus win seasons, had four 100-point seasons, captured a Presidents' Trophy (2009), three Pacific Division titles and made back-to-back appearances in the Western Conference Final (2010, 2011).

During the 2013-14 season, McLellan became the Sharks franchise leader in games coached (458) and coached his 400th career NHL game on Nov. 27 vs. Los Angeles.

In 2012-13, McLellan became the second-fastest NHL coach to reach 200 career wins (333 games) and no head coach in NHL history won more games in their first four seasons behind the bench than the 195 collected by McLellan from 2008-2012.

He became the franchise's all-time winningest coach with his 207th victory on March 14, 2013 vs. Los Angeles, surpassing Ron Wilson.

In 2010, he became just the third coach in National Hockey League history to record 50-plus wins in his first two seasons.

In his first season as an NHL head coach, McLellan, 47, was named as a finalist for the Jack Adams Trophy and became just the sixth rookie NHL coach (and first since 1990) to lead his team to the Presidents' Trophy for the best overall regular season record (53-18-11). Only Tom Johnson's 1970-71 Boston Bruins won more home games (33) than McLellan's Sharks (32) and the team's 53 wins placed him tied for second behind Johnson (57 wins) for most overall coaching wins by a rookie head coach. In addition, McLellan's .713 points percentage ranks third all-time among first year bench bosses with at least 80 games coached.

That year, the Sharks collected 52 points through the first 30 games of the season (32-5-4, an NHL record) and began the season 20-0-2 at HP Pavilion. They were the only team in the League to be in the top-five of each of the following categories: power play (third, 24.2 percent), penalty kill (fifth, 83.3), shots for (third, 33.2), shots against (first, 27.2) and face-offs (second, 53.8).

He has twice been tabbed to serve as head coach for one of the NHL's All-Star Squads (2012-Team Alfredsson; 2009-Western Conference).

Prior to joining San Jose, McLellan spent three seasons as an assistant coach under Mike Babcock with the Detroit Red Wings. During that span, no NHL team won more games (162) or earned more standings points (352) than Detroit. One of McLellan's key responsibilities was working with the Red Wings power play, which finished third in the NHL in 2007-08 (20.7) and first in 2005-06 (22.1).

In his nine seasons coaching in the NHL with San Jose and Detroit, McLellan's teams have won one Stanley Cup (2008 with Detroit), three Presidents' Trophies (2006 and 2008 with Detroit - finishing second overall in 2007, tying the Buffalo Sabres for first in points (113) but having three fewer wins - and 2009 with San Jose), four appearances in the Western Conference Final (2007, 2008 with Detroit and 2010, 2011 with San Jose) and six division titles.



Prior to being hired in Detroit, McLellan spent four seasons as head coach of the Houston Aeros in the American Hockey League, including capturing the 2003 Calder Cup Championship. Under his guidance, McLellan led the Aeros to a 154-111-37-18 mark (.567 winning percentage). He was named 2003 Minor Coach of the Year by *The Hockey News* and also was selected to coach two AHL All-Star Games during his tenure in Houston.

In 2000-01, he was the head coach of the Cleveland Lumberjacks of the International Hockey League, posting a 43-32-7 record.

From 1994-95 through 1999-00, McLellan coached the Swift Current Broncos of the Western Hockey League, where he also served as general manager in his final four seasons. He was named 2000 WHL Coach of the Year and 1997 WHL Executive of the Year. The team captured division titles in 1996 and 2000.

In his 20 years of serving as a head and assistant coach, McLellan's teams have never missed the postseason.

McLellan, a native of Melville, Saskatchewan, played his junior hockey with Saskatoon (WHL) and was drafted by the New York Islanders in the fifth round (106th overall) in the 1986 NHL Entry Draft. He played parts of two seasons with Springfield in the AHL and played in five games with the Islanders in 1987-88, posting two points (one goal, one assist) before a shoulder injury ended his career.

He serves on the Positive Coaching Alliance's (PCA) National Advisory Board. Positive Coaching Alliance is a national non-profit developing "Better Athletes, Better People" by working to provide all youth and high school athletes a positive, character-building youth sports experience.

McLellan and his wife, Debbie, have two sons: Tyson and Cale.

HEAD COACHING RECORD OF TODD McLELLAN

CAREER STATISTICS									PLAYOFFS		
SEASON	TEAM	LEAGUE	W	L	T	O/T	W%	P%	W	L	W%
1994-95	Swift Current	WHL	31	34	7	--	.430	.479	2	4	.333
1995-96	Swift Current	WHL	36	31	5	--	.500	.534	2	4	.333
1996-97	Swift Current	WHL	44	23	5	--	.611	.645	6	4	.600
1997-98	Swift Current	WHL	44	19	9	--	.611	.673	7	5	.583
1998-99	Swift Current	WHL	34	32	6	--	.472	.513	2	4	.333
1999-00	Swift Current	WHL	47	18	4	3	.652	.701	6	6	.500
2000-01	Cleveland	IHL	43	32	0	7	.524	.567	0	4	.000
2001-02	Houston	AHL	39	26	10	5	.487	.581	8	6	.571
2002-03	Houston*	AHL	47	23	7	3	.587	.650	15	8	.652
2003-04	Houston	AHL	28	34	14	4	.350	.462	0	2	.000
2004-05	Houston	AHL	40	28	6	6	.500	.575	1	4	.200
2008-09	San Jose ¹	NHL	53	18	-	11	.646	.713	2	4	.333
2009-10	San Jose	NHL	51	20	-	11	.622	.689	8	7	.533
2010-11	San Jose	NHL	48	25	-	9	.585	.640	9	9	.500
2011-12	San Jose	NHL	43	29	-	10	.524	.585	1	4	.200
2012-13	San Jose	NHL	25	16	-	7	.520	.590	7	4	.640
2013-14	San Jose	NHL	51	22	-	9	.622	.677	3	4	.429
	NHL TOTALS		271	130	-	57	.592	.654	30	32	.484

! = won Presidents' Trophy * — won AHL Championship

ASSISTANT COACHING RECORD OF TODD McLELLAN (UNDER MIKE BABCOCK)

CAREER STATISTICS									PLAYOFFS		
SEASON	TEAM	LEAGUE	W	L	T	OTL	W%	P%	W	L	W%
2005-06	Detroit	NHL	58	16	0	8	.707	.756	2	4	.333
2006-07	Detroit	NHL	50	19	0	13	.609	.689	10	8	.555
2007-08	Detroit*	NHL	54	21	0	7	.658	.701	16	6	.727

* — won Stanley Cup

PLAYING CAREER OF TODD McLELLAN

CAREER STATISTICS								PLAYOFFS				
SEASON	TEAM	LEAGUE	GP	G	A	PTS	PIM	GP	G	A	PTS	PIM
1983-84	Saskatoon	WHL	50	8	14	22	15	--	--	--	--	--
1984-85	Saskatoon	WHL	41	15	35	50	33	3	1	0	1	0
1985-86	Saskatoon	WHL	27	9	10	19	13	13	9	3	12	8
1986-87	Saskatoon	WHL	60	34	39	73	66	6	1	1	2	2
1987-88	NY Islanders	NHL	5	1	1	2	0	--	--	--	--	--
1988-89	Springfield	AHL	70	18	26	44	32	--	--	--	--	--
	Springfield	AHL	37	7	19	26	17	--	--	--	--	--
	NHL TOTALS		5	1	1	2	0	--	--	--	--	--





LARRY ROBINSON

ASSOCIATE COACH AND DIRECTOR OF PLAYER DEVELOPMENT

Universally recognized as one of the top defensemen to ever play in the National Hockey League, Larry Robinson enters his third season as Associate Coach on Todd McLellan's staff and his first as director of player development.

Robinson spent 2010-2012 as an assistant coach with the New Jersey Devils, where the team advanced to the 2012 Stanley Cup Final. He was also an assistant coach with New Jersey during their 1995 and 2003 Stanley Cup Championship seasons.

Robinson served as head coach for the Los Angeles Kings from 1995-99 and for the New Jersey Devils from 1999-2002 and in 2005-06. He led the Devils to a Stanley Cup Championship in 2000 and the Stanley Cup Final in 2001, before falling to the Colorado Avalanche in seven games.

Inducted as a player into the Hockey Hall of Fame in 1995, Robinson spent 20 NHL seasons with the Montreal Canadiens and Los Angeles Kings. He twice won the James Norris Trophy (1977 and 1980) as the NHL's most outstanding defenseman and won the Conn Smythe Trophy (1978) as the most valuable player in the Stanley Cup Playoffs.

Robinson won six Stanley Cups as a player with Montreal (1973, 1976, 1977, 1978, 1979 and 1986) and holds the NHL record for playing 20 consecutive seasons in the playoffs, 17 of them with the Canadiens. In total, his name appears on the Stanley Cup nine times as a player, head coach and assistant coach.

A ten-time NHL All-Star, Robinson also had a distinguished international career playing for Team Canada in the 1976, 1981 and 1984 Canada Cup (he was Sharks GM Doug Wilson's defense partner in 1984). He was named to the NHL First All-Star Team and NHL Second All-Star Team three times each.

In 1384 regular season games with Montreal and Los Angeles, Robinson posted 958 points (207 goals, 751 assists) and 793 penalty minutes. Among all-time NHL defensemen, he ranks ninth in points and assists, and 14th in games played. His +730 plus/minus rating is the highest among any player in NHL history (the second place player, Ray Bourque, is more than 200 points lower with a +528).

Other career honors include: Ranked 24th on The Hockey News' list of the 100 Greatest Hockey Players (1998); Inducted into the Ottawa Sports Hall of Fame (2000); Inducted into the Canada Sports Hall of Fame (2004); Had his No. 19 retired by the Canadiens (2007); Named Best Defenseman in Montreal Canadiens history at the team's 100th Anniversary celebration on Dec. 4, 2009; Inducted into the Ontario Sports Hall of Fame (2014).



JIM JOHNSON

ASSISTANT COACH

Jim Johnson enters his third season as an assistant coach on Todd McLellan's staff in San Jose.

A 14-year NHL defenseman, Johnson, 51, also served as an assistant coach on Dale Hunter's staff with the Washington Capitals during the 2011-12 season. He has also served as an assistant coach with the Tampa Bay Lightning in 2010 and as interim assistant coach of the Phoenix Coyotes in 1999-00.

Prior to his stint in Washington in 2011, Johnson coached for Switzerland's HC Lugano. While working with the Tampa Bay Lightning organization, he also served as the head coach for the American Hockey League's Norfolk Admirals during the 2009-10 season and as development coach for the Lightning in 2008-09.

Johnson also spent three seasons (2000-2002) as an assistant coach with the U.S. National Junior Team and served as development coach in 1999.

A stay-at-home defenseman in his playing days, Johnson had a standout career at the University of Minnesota-Duluth (UMD) and was signed by the Pittsburgh Penguins as a free agent in 1985. Johnson played 829 NHL games with Pittsburgh, Minnesota/Dallas, Washington and Phoenix, posting 195 points (29 goals, 166 assists) and 1197 penalty minutes before suffering a career-ending concussion in the 1997-98 season.

In Oct. 2012, Johnson was inducted into UMD's Hall of Fame.

Johnson also represented the United States at four World Championships (1985, 1986, 1987 and 1990) and one Canada Cup (1991).

The native of New Hope, Minnesota is also a co-founder/partner in flexxCOACH along with several former NHL players and coaches. flexxCOACH delivers online coaching education programs for youth sports coaches.





JAY WOODCROFT

ASSISTANT COACH

Jay Woodcroft begins his seventh season in San Jose as an assistant coach and tenth in the National Hockey League.

Prior to joining the Sharks, Woodcroft, 37, spent three seasons alongside Sharks Head Coach Todd McLellan on the Detroit Red Wings coaching staff (2005-08), including their 2008 Stanley Cup Championship season.

In nine seasons in the NHL, Woodcroft has been a part of teams that have won 433 regular season games, five Western Conference regular season titles, three Central Division and three Pacific Division Championships, three Presidents' Trophies, 62 playoff games and a Stanley Cup.

Woodcroft joined the Red Wings following a six-year minor league career. He spent the 2004-05 season in Germany playing for the Stuttgart Wizards and, in his career, played with the Corpus Christi Rayz (CHL), Flint Generals (UHL), Anchorage Aces (WCHL), Missouri River Otters (UHL) and Jackson Bandits (ECHL).

The Toronto, Ontario native spent four seasons on a full scholarship with the University of Alabama-Huntsville, where he was an Academic All-American and graduated summa cum laude with a degree in finance. Woodcroft and his wife, Jaclynn, reside in San Jose with their children Emma and Bryn.



COREY SCHWAB

GOALTENDING DEVELOPMENT COACH

Former National Hockey League goaltender and Stanley Cup-winner Corey Schwab enters his seventh season as the goaltending development coach for the San Jose Sharks. Schwab, 43, works with all goaltenders in the Sharks organization from the NHL, AHL, ECHL, college, and Canadian and United States junior leagues. He works closely

with and reports to Wayne Thomas, whose responsibilities as the vice president and assistant general manager of the San Jose Sharks include coaching the goaltenders at the NHL and AHL level.

Schwab spent three seasons (2005-08) as associate goaltending coach and scout for the Tampa Bay Lightning, where he worked with former NHL goaltender Jeff Reese, and worked with the organization's goaltenders in Springfield (AHL), Norfolk (AHL) and Johnstown (ECHL), as well as the organization's goaltending prospects.

The North Battleford, Saskatchewan native also served as one of the team's goaltending scouts and collected detailed information on all other team's goaltenders and goaltending prospects while assisting with scouting draft-eligible goaltenders.

A veteran of 147 regular season games with New Jersey, Tampa Bay, Vancouver and Toronto over his eight-year NHL career, Schwab posted a 42-63-13 record with a 2.89 goals-against average and a .896 save percentage, along with six shutouts.

Schwab was a member of the 2003 Stanley Cup Champion New Jersey Devils as well as the 1995 Calder Cup Champion Albany River Rats. Schwab shared the Harry (Hap) Holmes Award as the AHL's top goalie in the regular season, as well as the Jack A. Butterfield trophy as Calder Cup playoff MVP.

Schwab and his wife, Debbie, have two sons: Austin and Brady.





MIKE RICCI

DEVELOPMENT COACH

One of the most beloved players to ever don a Sharks sweater, Mike Ricci enters his seventh season as development coach following one season as an advisor to San Jose's hockey operations department.

In this role, Ricci, 43, works with Head Coach Todd McLellan and his staff to provide on-ice instruction and assistance when the team is at home and will also work closely with Scout Bryan Marchment, visiting and working with the Sharks prospects in Worcester and various junior teams.

Ricci finished his stellar, 16-year National Hockey League career in 2007 after notching 605 points (243 goals, 362 assists) and 979 penalty minutes in 1,099 games with Philadelphia, Quebec/Colorado, San Jose and Phoenix. He also added 66 points (23 goals, 43 assists) in 110 Stanley Cup Playoff games. Ricci won a Stanley Cup with Colorado in 1996.

His 263 points (101 goals, 162 assists) with San Jose ranks 11th on the Sharks all-time list and his 529 games place him ninth all-time. In 59 Stanley Cup Playoff games with San Jose, Ricci ranks ninth on the franchise's all-time list with 33 points (14 goals, 19 assists).

Ricci was originally selected by the Philadelphia Flyers in the first round (fourth overall) of the 1990 NHL Entry Draft. In June 1992, he was part of the blockbuster trade between Philadelphia and the Quebec Nordiques that saw the Flyers trade Ricci, Ron Hextall, Peter Forsberg, Steve Duchesne, Kerry Huffman, Chris Simon, first round selections in the 1993 and 1994 NHL Entry Drafts and \$15 million to the Nordiques in exchange for Eric Lindros.

Ricci was acquired by the Sharks on Nov. 21, 1997, along with a second-round selection in the 1998 NHL Entry Draft, in exchange for Shean Donovan and a first round selection in the 1998 NHL Entry Draft.



TIM BURKE

DIRECTOR OF SCOUTING

Director of Scouting Tim Burke enters his 18th season as the head of the Sharks scouting department.

Burke, 59, coordinates and oversees the Sharks efforts in the National Hockey League's annual draft while working closely with General Manager Doug Wilson and his staff. In addition to being the principal decision maker at the draft table, Burke is also responsible for evaluating amateur talent at every level in all North American and European leagues and supervises all aspects of the club's amateur scouting efforts.

Burke's hard work and keen decision making, coupled with the talents of his competent staff at evaluating players, has produced admired results. Burke's selection process has helped the Sharks create a solid foundation of talented players from which to build the franchise around — including Patrick Marleau (1997), Joe Pavelski (2003), Marc-Edouard Vlasic and Alex Stalock (2005), Justin Braun (2007), Logan Couture (2007), Jason Demers, Tommy Wingels (2008), Tomas Hertl (2012) and Mirco Mueller (2013).

Beginning with the 2003 NHL Draft, Doug Wilson's first as general manager, through 2013, Sharks draft selections have played the second-most games of any NHL team's draft picks (6,003) and posted the fifth-most points (2,525) in that span, despite the organization having the lowest average draft position of any NHL team during that span (135th).

A member of the Sharks scouting department since the 1992-93 campaign, Burke was promoted to his current position on June 4, 1996. Before his promotion, Burke served as director of professional scouting from 1992-96 and evaluated talent throughout all North American professional leagues and assisted with amateur scouting.

From 1987-92, he spent five seasons in the New Jersey Devils organization, serving in several capacities, including as a Devils assistant coach, head coach for the American Hockey League's Utica Devils and as a pro scout. Burke was also an assistant coach at Princeton University from 1984-86.

A former defenseman, Burke was selected by the Montreal Canadiens in the seventh round (124th overall) of the 1975 NHL Entry Draft and by the Chicago Cougars in the second round (25th overall) of the 1974 World Hockey Association Entry Draft. He was a four-year letterman in both hockey and baseball at the University of New Hampshire, where he was named to the NCAA's All-America hockey team after his senior campaign.

He played seven years of professional hockey following his outstanding collegiate career, including three seasons (1977-80) with the Nova Scotia Voyageurs, the Canadiens AHL affiliate, and one season with Jokerit Helsinki in the Finnish Elite League.





GILLES COTE

SCOUT

Returned to the Sharks scouting staff for the 2002-03 season and concentrates scouting efforts in junior leagues in Quebec...previously served as a scout for the Sharks from 1997-99...served as director of player personnel for Acadie-Bathurst (QMJHL) from 2001-02...was general manager and a member of the ownership group for Chicoutimi (QMJHL) from 1999-00...spent 1996-97 season as general manager for Drummondville (QMJHL)...scouted the Quebec area for the Washington Capitals for 11 seasons (1985-96)...vice president of the Quebec Ice Hockey Federation from 1982-85...served on coaching staff of Midget "AAA" champions of Montreal-Laval and the Laurentian regions...general manager of the Midget "AA" elite in the Laval region from 1982-84...a former president of the Laval Est Sports Association for 17 years...was a founding director of the Montreal Minor Hockey League...organized and coordinated the first World Championship for under 17-year olds...brought home the Bantam championship for the city of Montreal in 1967.



PAT FUNK

SCOUT

Responsible for scouting all of Western Canada, U.S. juniors, U.S. colleges and high schools...scouting experience with Sharks since inception in 1991-92...also scouted for the New York Rangers and Minnesota North Stars from 1982-91...served as a coach at the high school and college level in Minnesota for 21 years, where he also taught physical education and health in the St. Paul Public School system...received his bachelor's degree from University of St. Thomas, in addition to performing graduate work at University of St. Thomas and Minnesota State University-Mankato...resides in Minnesota with wife Candace...their two sons, Matt and John, and daughter, Liz, are all coaching at the high school level.



DIRK GRAHAM

SCOUT

1991 Selke Trophy winner enters his seventh season as a professional scout with San Jose...served as professional scout for the Tampa Bay Lightning from 2006-08...was the head coach of the American Hockey League's Springfield Falcons in 2004-06...spent several years in the hockey department of the Chicago Blackhawks, including being head coach (1998-99), a scout (1997-98) and an assistant coach (1995-96)...played 12 National Hockey League seasons and 772 games, primarily with Chicago, but began his career with the Minnesota North Stars in 1983-84...scored at least 20 goals six times, helped Chicago reach the 1992 Stanley Cup Final and served as the team's captain from 1989-95...posted a career-high 78 points (33 goals, 45 assists) in 80 games in 1988-89...played in 90 Stanley Cup Playoff games, posting 44 points (17 goals, 27 assists)...an inspirational leader on-and-off the ice and was an exemplary worker on both specialty teams...Regina, Saskatchewan native originally selected by Vancouver in the fifth round (89th overall) of the 1979 NHL Entry Draft.





ROB GRILLO

SCOUT

Begins his 23rd season as an amateur scout with the Sharks...primarily scouts college, juniors, high school and AAA midjet programs in the United States, as well as the Ontario Hockey League (OHL) and Tier II junior leagues in Ontario...Before joining the Sharks, was head coach and general manager of the Waterloo Blackhawks of the USHL while also serving as a part-time scout for the Minnesota North Stars...also spent some time coaching at the high school level in Minnesota...played his collegiate hockey at Augsburg College (Minneapolis, MN)...after a brief period playing at the minor pro level, turned his focus and attention to coaching and scouting...originally from Minnesota, now resides in the Detroit area...married and has two children: Brandon and Briana.



BRIAN GROSS

SCOUT

Enters his 19th season with San Jose...concentrates scouting efforts in Western Canada and Northeastern U.S....spent two seasons as director of scouting with the Regina Pats of the Western Hockey League and was responsible for talent evaluation throughout the WHL for purposes of trades while scouting Western Canada for the Bantam Draft...has nearly 20 years scouting experience in the WHL...assisted with drafts and trades while scouting with the Kelowna Rockets and Spokane Chiefs...spent time as a player in intermediate and senior hockey and coached a number of teams in the local area and was also vice president and director of several local minor hockey boards.



SHIN LARSSON

SCOUT

Enters his seventh season as a Sharks scout...his primary focus is in his home country of Sweden...previously worked in the scouting department for the Atlanta Thrashers from 2006-08...represented Japan at several international tournaments including the 1998 Olympic Games, where he posted five points (two goals, three assists) in four games...scored the game-winning shootout goal for Japan's victory over Austria in Olympic play...played hockey professionally in Sweden, Japan, France and England...played for the Japanese national team from 1995-02...won five league championships in the Japan Ice Hockey League with Kokudo...led the JIHL in scoring in 1997-98...played one season with Verdun in the Quebec Major Junior Hockey League in 1993-94 and one season with Leksands in the Swedish Elite League in 1992-93...he and his wife, Linda, have two sons; Nils and Erik.



JASON ROWE

SCOUT

Enters his seventh season as a scout for the Sharks... covers the Eastern Conference of the National and American Hockey Leagues...worked in a part-time scouting role with the Carolina Hurricanes organization in 2007-08... is the son of Tom Rowe, currently the head coach of the San Antonio Rampage of the AHL, formerly the head coach of Lokomotiv Yaroslavl in the KHL, a scout and assistant coach of the Carolina Hurricanes and a seven-year National Hockey League veteran.





BRYAN MARCHMENT

SCOUT

One of the most feared hitters and intimidating players in National Hockey League history, begins his eighth season as a scout who also assists in player development...based in the Toronto area, duties include working with players in San Jose and the team's American Hockey League affiliate in Worcester, as well as scouting Sharks prospects at the college and Canadian major junior levels...also serves as an advisor to the hockey operations department...played in 926 NHL games over 17 seasons with Winnipeg, Chicago, Hartford, Edmonton, Tampa Bay, San Jose, Colorado, Toronto and Calgary and posted 182 points (40 goals, 142 assists) and 2,307 penalty minutes...In 334 games with San Jose (ninth-most among Sharks franchise blueliners and tied for 22nd amongst all Sharks players), scored 66 points (15 goals, 53 assists) and 706 penalty minutes (third-most in franchise history)...“Mush” was acquired by San Jose from Tampa Bay on March 24, 1998 and was originally selected by the Winnipeg Jets in the first round (16th overall) of the 1987 NHL Entry Draft.

Jason Rowe —Enters his seventh season as a scout for the Sharks... covers the Eastern Conference of the National and American Hockey Leagues...worked in a part-time scouting role with the Carolina Hurricanes organization in 2007-08.... is the son of Tom Rowe, currently the head coach of the San Antonio Rampage of the AHL, formerly the head coach of Lokomotiv Yaroslavl in the KHL, a scout and assistant coach of the Carolina Hurricanes and a seven-year National Hockey League veteran.



NIKLAS SUNDSTROM

SCOUT

Will begin his first season as a European scout, rejoining the Sharks after spending parts of four seasons (1999-2003) with San Jose...helped San Jose reach the playoffs in three of those four seasons, compiling 12 points (1-11=12) in 30 playoff games with the Sharks...often playing alongside current Sharks Development Coach Mike Ricci and

Scott Thornton, the trio combined to be one of the most effective and popular lines in franchise history...along with his scouting duties, Sundstrom's responsibilities will include an emphasis on European player development and transition...spent ten seasons in the National Hockey League with Montreal, San Jose and the New York Rangers, amassing 349 points (117 goals, 232 assists) and 256 penalty minutes in 750 career NHL games...was originally drafted eighth overall in the 1993 NHL Entry Draft by the New York Rangers...spent the last seven seasons of his playing career in the Swedish Hockey League with MODO, retiring after the 2012-13 campaign



MIKE YANDLE

SCOUT

Enters his first season with San Jose...will focus primarily on amateur scouting in the Northeast, including the New England and Maritime areas, among others...spent the last nine seasons as an amateur scout with the Florida Panthers organization...before joining the Panthers, spent four years as a scout with the Moncton Wildcats (QMJHL), and also served as a coach for the Boston Jr. Bruins (EJHL) for five seasons (2001-06)...has served as a coach for the Beantown Classic since 2003 and also coached at Randolph High School in Massachusetts...Boston native is the uncle of Arizona Coyotes defenseman Keith Yandle...He resides in New Brunswick and has one daughter, Maggie.





MARK DAVIES, M.D.

TEAM PHYSICIAN

Mark Davies, MD, enters his first season as the Sharks team physician. Davies is a native of the Bay Area, having been born in Santa Clara and raised in Los Gatos. He attended Stanford University, where he played rugby and majored in Biology. Dr. Davies attended UCLA Medical School, and he subsequently completed his residency in Orthopaedic Surgery, also at UCLA, including a dedicated research year. He has published articles in a number of orthopedic journals as well as presented at national meetings.

Following his time at UCLA, Dr. Davies completed a yearlong fellowship with Dr. James Andrews in Birmingham, AL, before returning to the Bay Area and joining Kaiser Permanente, where he serves as a sports medicine specialist. He is board certified by the American Board of Orthopaedic Surgery in addition to having a Subspecialty Certification in Orthopaedic Sports Medicine. He is currently the Chief of Orthopaedic Surgery at Kaiser San Jose.



RAY TUFTS

HEAD ATHLETIC TRAINER, ATC

In his 19th season with the San Jose Sharks as head athletic trainer is Ray Tufts, who provides Sharks players with both long-term medical care for serious injuries needing rehabilitation as well as maintaining the Sharks day-to-day medical needs both on the road and at home. In addition, he serves as the liaison between the hockey department and the organization's team of highly-respected medical specialists. Before joining the Sharks, Tufts, 49, was an athletic trainer for ten years with the NFL's San Francisco 49ers. During his tenure with the 49ers, he was a part of three Super Bowl Championships in 1988, 1989 and 1994, serving as assistant trainer from 1991-96 and as a training staff assistant from 1987-90.

With San Francisco, Tufts was heavily involved with both the day-to-day preventive care for the team and post-injury rehabilitation. He was instrumental in the quick recoveries of several 49ers players from very severe injuries, including tight end Brent Jones, offensive tackle Harris Barton and the extensive rehabilitation of Pro Football Hall of Fame quarterback Joe Montana between 1988-91.

A native of the San Jose area, Tufts graduated from Cal State-Sacramento in 1987 as a physical education major with an emphasis in athletic training. He received his National Athletic Trainers Association (NATA) certification in 1987 and is an active member of the NATA District VIII Association, California Athletic Trainers Association (CATA) and is a past president of the Professional Hockey Athletic Trainers' Society (PHATS).

Tufts worked his 1,000th National Hockey League game on Nov. 4, 2009 in Columbus and served as head athletic trainer for the U.S. Olympic Team that won the silver medal at the 2010 Winter Games in Vancouver. He also headed the training staff for the 1997 National Hockey League Western Conference All-Star and the Heroes of Hockey teams during the 1997 NHL All-Star Weekend in San Jose.

Tufts and his wife Michelle have a son, Henry, and reside in Los Gatos, Calif.





WES HOWARD

ASSISTANT ATHLETIC TRAINER, ATC

Remont native Wes Howard enters his 17th season with the Sharks training staff. As the assistant athletic trainer, Howard, 45, is responsible for the acquisition of medical supplies and maintaining the day-to-day operation of the training room. Working in tandem with Head Athletic Trainer Ray Tufts, Howard works to coordinate and implement injury prevention and rehabilitation protocols for the athletes.

Howard's NHL career began with the Sharks prior to the 1998-99 season. He worked his first professional game on Oct. 9, 1998 when the Sharks opened the season in Tokyo, Japan. He worked his milestone 1,000th NHL game on Nov. 17, 2011 – a home victory against the Detroit Red Wings.

In addition to his work with the Sharks, Howard was the assistant athletic trainer/equipment manager for the Arena Football League's San Jose SaberCats from 1995-00. Howard returned to the SaberCats in 2002 during their first Arena Bowl Championship season, and again in 2004-05 during the NHL work stoppage.

Previously, Howard was the assistant athletic trainer at Menlo College from 1997-98 and served dual roles as head athletic trainer and equipment manager for the ECHL's Fresno Falcons from 1995-97.

Howard earned a bachelor's degree in kinesiology from San Jose State University and is certified by both the National Athletic Trainer's Association (NATA) and National Council of Strength and Fitness (NCSF). He resides in San Jose with his wife Diana and their four children: Rebecca, Aaron, Alyssa and Micayla.



MIKE POTENZA

STRENGTH AND CONDITIONING COORDINATOR

Mike Potenza begins his ninth year as the Sharks strength and conditioning coordinator. He's responsible for the team's overall strength and conditioning programs -- including the physical testing and evaluation at training camp, creation of individualized postseason workout programs and assistance in the rehabilitation efforts for all injured players.

Before coming to San Jose, Potenza served as the strength and conditioning coach for the University of Wisconsin men's and women's hockey teams, both of which were 2006 NCAA National Champions. There, he worked with current Sharks Joe Pavelski and Adam Burish. Potenza also had responsibilities with the wrestling and softball programs at Wisconsin.

A 2000 Springfield College graduate, Potenza earned his bachelor of science degree in applied exercise science. From there, the Providence, R.I., native went to Boston University where he was a graduate assistant until 2002, earning his master's degree in human movement science.

Potenza completed an assortment of strength and conditioning coaching and internship experiences before his time at Wisconsin. At the University of Miami (Fla.), he served as a weight training, speed and post-workout intern strength coach for the perennial nationally-ranked Hurricanes football team. While earning his master's degree at Boston University Potenza instructed professional, amateur and collegiate athletes at Mike Boyle Strength and Conditioning, a private training facility specializing in various weight training, conditioning, agility, plyometric, stretching and rehabilitation programs.

Since earning his master's degree, Potenza has held notable positions for Harvard and Colgate Universities. He assisted and supervised all phases of strength training programs for all intercollegiate programs at Harvard and Colgate and held primary coaching responsibilities with football, men's and women's hockey, men's and women's basketball, lacrosse and field hockey.

Potenza was part of the evaluation staff for the U.S. World Junior hockey team that competed at the 2008 World Junior Championships in the Czech Republic. His responsibilities included offering presentations on nutrition and recovery, administering physical testing and designing performance evaluations for each prospect.

Potenza, his wife Bonnie and their three children (Griffin, Natalie and Luca) reside in San Jose.





ARNULFO AGUIRRE, ART, CMT

MASSAGE THERAPIST

Arnulfo Aguirre enters his eighth season as the Sharks full-time massage therapist. He had worked with Head Trainer Ray Tufts' staff on a part-time basis since the 2000-01 season.

In his role, Aguirre works with the team's players to facilitate and improve injuries and increase their range of motion.

Previously, Aguirre served as the sports massage therapist for the San Jose Earthquakes from 2000-02, including their 2001 Major League Soccer Championship season.

In addition, he served in a similar position with the University of California-Berkeley men's swim team in 1999.

Aguirre received his certification from the National Holistic Institute in Emeryville, Calif., where he also assisted in managing the massage clinic.



MIKE ALDRICH

EQUIPMENT MANAGER

Mike Aldrich enters his 19th season as equipment manager for the San Jose Sharks. In his 22nd season with the organization, Aldrich served in the same capacity for the International Hockey League's Kansas City Blades for the three seasons (1993-95) that the Blades were the Sharks top development affiliate.

Aldrich served as equipment manager for the U.S. Olympic Team that won the silver medal at the 2010 Winter Games in Vancouver. He also worked for Team USA at the 2005 World Championships and the 2004 World Cup of Hockey. In the summer of 2003, he served as the head equipment manager for Team USA at the World Championships in Finland.

On Mar. 12, 2013 in St. Louis Aldrich worked his 1,500th game. On Nov. 5, 2009 in Detroit, Aldrich worked his milestone 1,000th NHL game, all as a member of the Sharks.

Besides overseeing the entire operation of the equipment staff, Aldrich handles the intricate requests of all Sharks players with regards to equipment, skate sharpening needs as well as all purchasing orders, inventory control and distribution for all equipment throughout the season.

Aldrich, 50, handled all the equipment needs during the 1997 National Hockey League All-Star Game for the Western Conference team as well as the Heroes of Hockey teams.

Before joining Kansas City, Aldrich worked at Michigan Tech University as the school's equipment manager and athletic purchasing agent from 1989-93.

During the 1995-96 season, Aldrich was selected as the Western Conference's equipment manager for the IHL All-Star Game. He's an active member of the Society of Professional Hockey Equipment Managers (SPHEM).

Aldrich and his wife, Susie, enjoy their summers water skiing in Michigan's Upper Peninsula. They have two sons: Brad and Jason.



VINNY FERRAIUOLO

ASSISTANT EQUIPMENT MANAGER

Vinny Ferraiuolo enters his fifth season as assistant equipment manager for the Sharks. Previously, he served as the head equipment manager for the Worcester Sharks, San Jose's top development affiliate in the American Hockey League.

Working alongside Head Equipment Manager Mike Aldrich, Ferraiuolo handles all necessary equipment restoration, repair and customization of game sweaters, sweater numbering and lettering, as well as keeping inventory of the sweaters.

For the past three summers, Ferraiuolo has served as the equipment manager for the U.S. Under-18 Select team at the Ivan Hlinka Memorial Tournament in the Czech Republic and Slovakia.

Now in his 18th season in professional hockey, Ferraiuolo previously worked for the Bridgeport Sound Tigers (AHL) and the Providence Bruins, including their 1999 Calder Cup Champion team. He was named equipment manager for the 2000 AHL All-Star Game for PlanetUSA and the 2009 AHL All-Star Classic for the Canadian squad.

The Roanoke, VA, native also served as the assistant equipment manager for the New York Islanders and the head equipment manager for the Texas Wildcatters (formerly of the ECHL) and the Wheeling Nailers (ECHL).

The 36-year-old worked his 1,000th professional hockey game on Feb. 19, 2010 in Binghamton while with Worcester.





ROY SNEESBY

EQUIPMENT ASSISTANT AND EQUIPMENT TRANSPORTATION

Roy Sneesby enters his 14th season as equipment assistant and equipment transportation.

Sneesby splits his duties between assisting the Sharks equipment staff on day-to-day equipment and locker room maintenance in addition to coordinating the efficient arrival and departure of both the Sharks and the visiting team's equipment and supplies.

From 1998-01, Sneesby served as the visiting locker room attendant for SAP Center at San Jose. In addition, Sneesby served on the equipment staff for Team USA during the 1998 Winter Olympic Games and attended the 2006 Winter Olympics, working for Easton Sports.

Sneesby, who received his bachelor's degree from San Jose State University, was born in Redwood City and was raised in Winnipeg, Manitoba.



The Sharks partnered with Make-A-Wish Foundation to grant Sam Tageson, 18, a lifelong fan struggling with hypoplastic left heart syndrome, a life-threatening heart condition, his dream to become a Shark for a day. He was signed to a one-day contract and skated through the Shark head with the team at San Jose's game on March 18 vs. Florida.





61 JUSTIN BRAUN

POSITION: DEFENSE | **SHOOTS:** Right

HT: 6' 2" | **WT:** 205

BORN: 2/10/87 in Minneapolis, Minnesota

Selected by San Jose in the 2007 NHL Entry Draft (7th round, 201st overall).

CAREER HIGHLIGHTS

First NHL game — Nov. 26, 2010 at Vancouver

First NHL goal — Dec. 2, 2010 at Ottawa
(Pascal Leclaire)

First NHL assist — Nov. 27, 2010 at Edmonton

Most points, game — 2, 5 times, most recent,
Dec. 17, 2013 at St. Louis

Most goals, game — 1, 8 times, most recent,
March 6, 2014 vs. Pittsburgh

Most assists, game — 1, 4 times, most recent,
Dec. 17, 2013 at St. Louis

Most consecutive games, point — 3, Nov. 27,
2010 at Edmonton through Dec. 2, 2010
at Ottawa

Most consecutive games, goal — 1, 8 times,
most recent, March 6, 2014 vs. Pittsburgh

Most consecutive games, assist — 2, 7 times,
most recent, Jan. 20, 2014 vs. Calgary
through Jan. 23, 2014 vs. Winnipeg.

Most consecutive games played — 100, March
25, 2013 at Anaheim through April 12, 2014
at Phoenix.

Best plus/minus — +4, Nov. 21, 2013 vs. Tampa
Bay

200th NHL game — March 8, 2014 vs. Montreal

World Championship — USA (2012)

2013-14:

2nd on the team in time on ice per game (20:59)...Set a career high for goals scored (4), assists (13) and points (17)...Was one of four Sharks to play in all 82 games...Scored a goal on March 6 vs. Pittsburgh...Recorded two assists on Dec. 17 at St. Louis...Tied a franchise record with eight blocked shots on Nov. 29 vs. St. Louis...Tied a career high in points (2) and assists (2) in a game and set a career high with a plus-4 rating on Nov. 21 vs. Tampa Bay...Notched his second goal of the season on Oct. 8 vs. the NY Rangers...Scored his first goal of the season, his first career game-winning goal, on Oct. 3 vs. Vancouver...**Playoffs:** Scored the game-winning goal, his first career playoff goal, and had a team-high (tied) plus-3 rating in Game 2 of the WCFFR vs. Los Angeles on April 20...Had a team-high plus-2 rating in Game 1 vs. Los Angeles on April 17.

CAREER:

2012-13: 6th on the team in blocked shots (51) and shorthanded time on ice per game (1:32)...Committed only three minor

penalties (6 PIM) while averaging 18:48 of ice time per game on the season...Tied career-high with two points (0-2=2) on April 7 vs. Dallas...Had an assist in back-to-back games (0-2=2) on March 9-10, including the primary assist on Patrick Marleau's 400th career NHL goal on March 10 at Colorado...During the work stoppage, he played for Tappara in Finland, where he was teammates with Sharks alum Ville Nieminen...**Playoffs:** Averaged 19:37 of ice time per game, 3rd amongst Sharks defensemen...4th on the team in blocked shots (21)...Recorded his first career Stanley Cup Playoff point with an assist in Game 3 of the WCQF vs. Vancouver... **2011-12:** 4th amongst team defensemen in shots (113)...Posted his first NHL fighting major on Jan. 31 vs. Columbus (Fedor Tyutin)...Scored his first goal of the season on Dec. 11 at Chicago...Registered first point of the season with an assist vs. Minnesota on Nov. 10...**Playoffs:** Appeared in all five games...**World Ch.:** Represented USA for the first time and appeared in eight games, advancing to the quarterfinal...**2010-11:** Scored a power play goal on March 8 vs. Nashville...Scored his first NHL goal, on the power play, on Dec. 2 at Ottawa (Pascal Leclaire)...Posted his first two career points, both assists, in logging 22:48 of ice time in his second game at Edmonton on Nov. 27...Made his NHL debut on Nov. 26 at Vancouver...Recalled from Worcester on Nov. 24...**Playoffs:** Made NHL playoff debut on April 16 at Los Angeles...**2009-10:** Registered three assists in his first professional game with Worcester (AHL) on April 7 at Hartford...Signed an entry-level contract with the Sharks on March 24...**Playoffs:** Posted three assists...**NCAA:** Earned the following distinctions: USCHO First Team All-American, Reebok All-America Second Team, 2010 Hockey East Old Time Hockey Defensive Defenseman (given to the top defenseman in the conference), First Team All-League Defenseman and named to the New England Hockey Writer's All-Star Team...Named Hockey East Player of the Week and Inside College Hockey NCAA Player of the Week from March 1-7...Named one of the team captains...Finished 3rd on the team in points and 2nd in assists...Finished 2nd in defensemen scoring in

BRAUN



Hockey East and 6th in the nation...Appeared in a UMass record 150 games and set career highs in goals, assists and points in his senior season...**2008-09:** Finished 5th on the team in points, assists and shots...Finished 3rd on the team in PIM and T-6th in goals...**2007-08:** T-8th among Hockey East defensemen and 2nd amongst team defensemen in points...5th on team in assists and 2nd among team defensemen in goals...**2006-07:** T-2nd amongst all Hockey East freshmen defensemen in points...T-15th among all HE defensemen and T-11th among all HE freshmen in points...Named to the Hockey East All-Rookie Team... **2005-06:** 3rd amongst team defensemen in points...T-4th on team in PIM...**2004-05:** Posted 10 shots in 10 games.

PERSONAL:

"Brutal" lists these favorites: Steak (food); Paddle boarding (offseason activity); Golf (sport besides hockey); Peyton Manning (athlete); Wedding Crashers

(movie); Hard Knocks (TV show); Kelly's Corner (restaurant); Nicklas Lidstrom (hockey idol); Scoring his first NHL goal (hockey moment); Nashville (road city); Detroit Red Wings (non-Sharks jersey)...Has the hidden talent of being a top-notch ping pong player... His first job was a pizza chef...Would be an air traffic controller if he wasn't playing hockey professionally... If faced with the situation of fighting one horse-sized duck or 100 duck-sized horses, he would want to fight 100 duck-sized horses...Names Johnny Depp as the actor who would star in a movie about his life...Couldn't live without his phone...Biggest influence on his hockey career was his parents...Says Tim Jackman is the hardest hitter in the NHL ("He got me big one time")...Says fellow defenseman Matt Irwin is the best under pressure and best to double date with...In his hometown of Vadnais Heights, MN he likes to hang out at Kelly's Bar and enjoys the lakes in the surrounding area.

CAREER STATISTICS

SEASON	CLUB	LEAGUE	GP	G	A	PTS	PIM	GP	G	A	PTS	PIM
2004-05	Green Bay	USHL	10	0	0	0	2	-	-	-	-	-
2005-06	Green Bay	USHL	59	2	11	13	69	3	0	0	0	2
2006-07	U-Mass Amherst	HE	39	4	10	14	20	-	-	-	-	-
2007-08	U-Mass Amherst	HE	36	4	16	20	20	-	-	-	-	-
2008-09	U-Mass Amherst	HE	39	7	16	23	50	-	-	-	-	-
2009-10	U-Mass Amherst	HE	36	8	23	31	30	-	-	-	-	-
2010-11	Worcester	AHL	3	0	3	3	0	11	0	3	3	4
	San Jose	NHL	28	2	9	11	2	1	0	0	0	0
2011-12	Worcester	AHL	34	5	18	23	8	-	-	-	-	-
	San Jose	NHL	66	2	9	11	23	5	0	0	0	15
2012-13	Worcester	AHL	6	0	3	3	0	-	-	-	-	-
	United States	World Ch.	8	0	0	0	2	-	-	-	-	-
	San Jose	NHL	41	0	7	7	6	11	0	1	1	0
2013-14	Tappara	FNL	6	0	3	3	2	-	-	-	-	-
	San Jose	NHL	82	4	13	17	20	7	1	1	2	7
	NHL/Sharks Totals		217	8	38	46	51	24	1	2	3	22

Selected by San Jose in the 2007 NHL Entry Draft (7th round, 201st overall).



18 MIKE BROWN

POSITION: RIGHT WING | **SHOOTS:** RIGHT

HT: 5' 11" | **WT:** 205

BORN: 6/24/85 in Chicago, Illinois

Acquired by San Jose from Edmonton in exchange for a fourth round selection (111th overall) in the 2014 NHL Draft.

CAREER HIGHLIGHTS

First NHL game - Nov. 21, 2007 vs. Minnesota (with Vancouver)

First NHL assist - Nov. 27, 2008 vs. Calgary (with Vancouver)

First NHL goal - Dec. 2, 2007 at Minnesota (with Vancouver)

Most points, game - 2, Jan. 24, 2011 at Carolina (with Toronto)

Most goals, game - 1, 17 times, most recent, Dec. 3, 2013 at Toronto (with San Jose)

Most assists, game - 1, 14 times, most recent, Feb. 27, 2014 at Philadelphia (with San Jose)

Most consecutive games, point - 2, 3 times, most recent, Nov. 30, 2013 through Dec. 3, 2013

Most consecutive games, goal - 2, Dec. 31, 2009 through Jan. 2, 2010

Most consecutive games, assist - 2, Oct. 6, 2011 through Oct. 8, 2011

Most consecutive games played - 78, Feb. 5, 2009 through Jan. 19, 2010

300th NHL game - Nov. 29, 2013 vs. St. Louis (with San Jose)

World Championships - Team USA (2011)

World Jr. Championship - Team USA (2003, 2005)

2013-14:

Finished 2nd on the team in PIM (75)...Picked up 11 fighting majors with the Sharks...Dropped the gloves with Mark Fraser on April 1 vs. Edmonton...Picked up a fighting major (Bodie) on March 11 vs. Toronto...Fighting major (Stoner) on Jan. 25 vs. Minnesota...Recorded a fighting major (Maroon) on Dec. 31 at Anaheim...Tallied an assist on Dec. 29 vs. Anaheim...Fighting major on Dec. 23 vs. Colorado (McLeod)...Returned to the lineup on Dec. 17 at St. Louis after missing six games due to injury...Was placed on IR on Dec. 8 (retroactive to Dec. 3)...Scored a goal and fired four shots on Dec. 3 at Toronto...Registered an assist and a fighting major (Jackman) on Nov. 30 vs. Anaheim...Played in his 300th career NHL game on Nov. 29 vs. St. Louis...Scored his first goal as a Shark on Nov. 7 vs. Vancouver...Registered four hits and a fighting major (McCormick) on Nov. 5 vs. Buffalo...Recorded a fighting major (Clifford) on Oct. 30 at Los Angeles...Played his first game as a Shark on Oct. 24

at Boston...Acquired on Oct. 21 from the Edmonton Oilers in exchange for a fourth round selection in the 2014 NHL Draft...In eight games with Edmonton he posted 19 penalty minutes and a +1 rating...**Playoffs:** Scored his first career playoff goal, posted 12 PIM, and was named first star in Game 2 of the First Round vs. Los Angeles on April 20...Had an assist and two PIM in Game 1 of the First Round vs. Los Angeles on April 17

CAREER:

2012-13: Finished ranked 2nd on Edmonton in PIM (53) and his 71.4 faceoff percentage was the highest mark on the Oilers...Recorded seven fighting majors with Edmonton...Scored his first goal of the season and first goal with Edmonton on March 10 at Chicago...Made his Oilers debut on March 5 at Columbus...Was acquired by Edmonton on March 4 from Toronto in exchange for a fourth round selection in the 2014 NHL Draft...**2011-12:** Ranked 2nd on Toronto in PIM (74)...Tallied 10 fighting majors...Notched a goal on Feb. 29 at Chicago...Scored his first goal of the season on Oct. 27 at NY Rangers...Played in his 200th career NHL game on Oct. 24 at Philadelphia...Recorded assists in back-to-back games to open the season on Oct. 6-8...**2010-11:** Established career highs for assists (5) and points (8) and ranked 5th on Toronto in PIM (69)...Scored a goal on March 19 vs. Boston...Collected a career-high two points (1 goal 1 assist), including his first career power-play goal, on Jan. 24 at Carolina...Scored first goal of the season on Nov. 3 at Washington...Selected to play for Team USA at the World Hockey Championship and was named an alternate captain...**2009-10:** Recorded career-highs for games played (75), goals (6), shorthanded goals (1) and shots (82)...Ranked 4th on Anaheim in PIM (106)...Registered 14 fighting majors...Scored goals in back-to-back games on Dec. 31 and Jan. 2...Tallied the game-winning goal on Nov. 7 vs. Phoenix...Scored his first goal of the season, the game-winner, on Oct. 30 vs. Vancouver...**2008-09:** Scored the game-winning goal on April 4 at San Jose...Tallied the game-winner, the first of his career, on Feb. 24 at Buffalo...Traded

BROWN

to Anaheim in exchange for Nathan Mclvor on Feb. 4...
Playoffs: Collected an assist in Game 6 of the WCQF vs. San Jose...Made NHL playoff debut and recorded an assist in Game 1 of the WCQF vs. San Jose...**2007-08:** Scored his first NHL goal on Dec. 2 at Minnesota (Backstrom)...Played in his first NHL game on Nov. 21 vs. Minnesota...Led Manitoba (AHL) in PIM (201)...**2006-07:** Paced Manitoba (AHL) with 194 PIM...2005-06: Made his professional debut and led Manitoba in PIM (139)...**2004-05:** Finished his collegiate career with 21 points (11 goals, 10 assists) and 146 PIM in 77 games with the University of Michigan...Represented the United States at the U20 World Junior Championships...**2002-03:** Played for Team USA at the U18 World Junior Championships

PERSONAL

“Brownie” lists the following as his favorites: sushi (food); building things (off-ice activity); MMA (sport other than hockey); Family Guy/SNL (TV shows); Metallica, Rage Against the Machine, Linkin Park (bands); Mexico (vacation spot); Mizu (favorite San Jose restaurant)...Would be working in construction if he wasn't playing hockey...Thinks that Sylvester Stallone would play him in a movie about his life...Would want to hang out with Christopher Columbus if he could hang out with anyone in history...Hockey idol is Jeremy Roenick...His family is the biggest influence on his hockey career...His favorite hockey moments are his first game and his first goal...His favorite road city and non-Sharks jersey are Chicago...Thinks that Scott Hannan is his smartest teammate...Feels that Jason Demers has the best fashion sense on the team while Brent Burns has the worst...Thinks Burns’ facial hair is the best on the



team while Matt Nieto's needs a little work...Thinks that Joe Pavelski is the most exciting teammate to watch play.

CAREER STATISTICS

Season	Club	League	GP	G	A	PTS	PIM	GP	G	A	PTS	PIM
2001-02	U.S. Nat. Dev.	USDP	17	6	4	10	13	-	-	-	-	-
	U.S. Nat. Under-18	NAHL	46	5	11	16	56	-	-	-	-	-
2002-03	U.S. Nat. Under-18	NAHL	9	0	3	3	29	-	-	-	-	-
	U.S. Nat. Dev.	USDP	34	5	3	8	16	-	-	-	-	-
2003-04	USA	U-18	6	0	0	0	12	-	-	-	-	-
	U. of Michigan	CCHA	42	8	5	13	51	-	-	-	-	-
2004-05	U. of Michigan	CCHA	35	3	5	8	95	-	-	-	-	-
	USA	U-20	7	1	1	2	2	-	-	-	-	-
2005-06	Manitoba	AHL	73	7	8	15	139	13	1	2	3	17
2006-07	Manitoba	AHL	62	3	0	3	194	13	0	2	2	16
2007-08	Vancouver	NHL	19	1	0	1	55	-	-	-	-	-
	Manitoba	AHL	54	10	3	13	201	6	2	0	2	11
2008-09	Vancouver	NHL	20	0	1	1	85	-	-	-	-	-
	Anaheim	NHL	28	2	1	3	60	13	0	2	2	25
2009-10	Anaheim	NHL	75	6	1	7	106	-	-	-	-	-
2010-11	Toronto	NHL	50	3	5	8	69	-	-	-	-	-
	USA	WC	7	0	0	0	0	-	-	-	-	-
2011-12	Toronto	NHL	50	2	2	4	74	-	-	-	-	-
2012-13	Toronto	NHL	12	0	1	1	70	-	-	-	-	-
	Edmonton	NHL	27	1	0	1	53	-	-	-	-	-
2013-14	Edmonton	NHL	8	0	0	0	19	-	-	-	-	-
	San Jose	NHL	48	2	3	5	75	6	1	1	2	26
Sharks Totals			48	2	3	5	75	6	1	1	2	26
NHL Totals			337	17	14	31	666	19	1	3	4	51

Selected in the fifth round (159th overall) by Vancouver in the 2005 NHL Entry Draft. Acquired by Anaheim from Vancouver for Nathan Mclvor on Feb. 4, 2009. Acquired by Toronto from Anaheim for a fifth round selection (122, Chris Wagner) in the 2010 NHL Entry Draft on June 26, 2010. Acquired by Edmonton from Toronto in exchange for a fourth round selection (later traded) in the 2014 NHL Draft on March 4, 2013. Acquired by San Jose from Edmonton in exchange for a fourth round selection (111, Zach Nagelvoort) in the 2014 NHL Draft.



BURISH



37 ADAM BURISH

POSITION: RIGHT WING | **SHOOTS:** RIGHT

HT: 6' 1" | **WT:** 195

BORN: 1/6/83 in Madison, Wisconsin

Signed by San Jose as a free agent on July 1, 2012

@ABurish37

CAREER HIGHLIGHTS

First NHL game — Oct. 14, 2006 at St. Louis (with Chicago)

First NHL goal — Jan. 22, 2008 at San Jose (Evgeni Nabokov with Chicago)

First NHL assist — Dec. 12, 2007 vs. Los Angeles (with Chicago)

Most points, game — 3, Jan. 6, 2009 at Phoenix (with Chicago)

Most goals, game — 1, 26 times, most recent, March 5, 2013 at Vancouver (with San Jose)

Most assists, game — 2, 2 times Apr. 6, 2010 at Dallas (with Chicago)

Most consecutive games, point — 2, 7 times, most recent, March 24, 2012 vs. Calgary through March 26, 2012 at Calgary (with Dallas)

Most consecutive games, goal — 2, 3 times, most recent, Feb. 14, 2012 at Winnipeg through Feb. 16, 2012 vs. Chicago (with Dallas)

Most consecutive games, assist — 2, March 24, 2012 vs. Calgary through March 26, 2012 at Calgary (with Dallas)

Most consecutive games played — 64, Oct. 4, 2007 thru Feb. 28, 2008 (with Chicago)

Best plus/minus — +4, Jan. 6, 2009 at Phoenix (with Chicago)

300th NHL Game — Jan. 24, 2013 vs. Phoenix (with San Jose)

Stanley Cup Champion— 2010 (Chicago)

2013-14:

Missed the final eight games of the season due to injury...Played in 15 games before leaving the game early due to injury on March 25 at Edmonton...Activated from IR and made season debut 10:06 on Feb. 5 vs. Dallas...Missed the team's first 57 games of the season due to injury...Underwent back surgery on Oct. 17.

CAREER:

2012-13: 3rd amongst team forwards in blocked shots (33)...4th on the team in hits (65)...3rd amongst team forwards in penalty kill time on ice per game (1:17)...Scored his first goal as a Shark on March 5 at Vancouver...Recorded his first point as a Shark on Feb. 26 vs. Colorado...Fought Dorsett on Feb. 11 at Columbus and earned his 500th career penalty minute in the process...Played in his 300th NHL game on Jan. 24 vs. Phoenix...**Playoffs:** 7th amongst Sharks forwards in blocked shots

(5) and led the team in faceoff percentage (76.9%), winning 20 of his 26 postseason draws...4th amongst team forwards in average shorthanded time on ice per game (1:12).**2011-12:** Appeared in 65 games with Dallas, posting 19 points (6-13-19), 76 PIM and a +6 ranking...Set a new career high in assists (13) and points (19)...Finished 1st on the team with a 55.8% in the faceoff circle, 3rd on the team in PIM (76) and 6th on the team in plus/minus rating (+6)...Averaged 1:26 shorthanded ice time per game...**2010-2011:** Posted new career-highs in goals (8), assists (6) and points (14)...Ranked 2nd on the team with 91 PIM...Recorded his only multi-point game of the season at Edmonton on Jan. 20 (1-1-2)...Dallas was 38-18-7 when he was in the lineup in 2010-11...Missed 19 games due to injury...Skated in his 200th career NHL game vs. San Jose on Dec. 16...**2009-2010:** Missed the first 65 games of the regular season due to injury...Finished the season with 4 points (1-3-4), 14 PIM, and a +2 rating in 13 games...Scored career-high two assists in one game on Apr. 6 at Dallas...**Playoffs:** Won Stanley Cup with Chicago...Appeared in 15 games, posting 9 hits, 6 blocked shots, and 15 shots on net...**2008-2009:** Played in 66 games...Posted 6-3-9, 93 PIM, and a +3 rating...Ranked 2nd on the team with 93 PIM...Logged 1:53 of shorthanded time per game...Skated in his 100th career NHL game on Oct. 31...**Playoffs:** Played in 17 games, posting 3-2-5, 30 PIM, 35 hits and a +3 rating...Netted the Western Conference Quarterfinals series-clinching goal, his first-ever Stanley Cup Playoff point vs. Calgary on Apr. 27...Averaged 2:25 shorthanded time per game, 3rd amongst Chicago forwards...**2007-2008:** Played 81 games in his first full NHL season...Posted 8 points (4-4-8) and 214 PIM...Scored his first NHL assist on Dec. 12 vs. Los Angeles...Scored his first NHL goal Jan. 22 at San Jose...Ranked third in the NHL and first on Chicago with 214 PIM... Became the first Blackhawks player since Bob Probert in 1998-99 to rack up more than 200 penalty minutes in a single season...Averaged 2:50 shorthanded time per game, second amongst Chicago forwards...**2006-2007:** Appeared in nine games with Chicago during his first NHL season, notching 2 PIM...Made his NHL



debut on Oct. 16 at St. Louis...Posted 21 points (11-10-21) in 64 games with the Norfolk Admirals (AHL)... Tallied his first professional point with an overtime goal against Manchester (AHL) on Nov. 12...**2005-2006:** Captained the University of Wisconsin to the NCAA Championship during his senior year... Posted an assist on both goals in the NCAA championship game... Won the team's National W Club Community Service Award and was a Community All-American...Ranked third on the Badgers with 24 assists and 33 points.

PERSONAL:

"Bur" or "The Legend" lists these favorites: Steak (food); Golfing and fishing (offseason activities); Golf

(sport besides hockey); Rockstar (movie); Breaking Bad (TV show); Jason Aldean (musical artist); Cabo San Lucas (vacation spot); Kollege Klub in Madison (restaurant); Jeremy Roenick (hockey idol); Winning the Stanley Cup in 2010 with Chicago and winning the 2006 National Championship with Wisconsin (hockey moments); Montreal (road city); Chicago Blackhawks (non-Sharks jersey)...Has the hidden talent of being able to play drums and the guitar...Would be a gym trainer if he was not playing hockey professionally... Says Brad Pitt would be the actor to star in a movie about his life...Can't live without his guitar...Says his parents were the biggest influence on his hockey

CAREER STATISTICS

											PLAYOFFS				
SEASON	CLUB	LEAGUE	GP	G	A	PTS	PIM	GP	G	A	PTS	PIM			
2001-02	Green Bay	USHL	61	24	33	57	122	1	0	0	0	0			
2002-03	Wisconsin	WCHA	19	0	6	6	32	-	-	-	-	-			
2003-04	Wisconsin	WCHA	43	6	13	19	63	-	-	-	-	-			
2004-05	Wisconsin	WCHA	41	13	7	20	41	-	-	-	-	-			
2005-06	Wisconsin	WCHA	42	9	24	33	67	-	-	-	-	-			
2006-07	Chicago	NHL	9	0	0	0	2	-	-	-	-	-			
	Norfolk	AHL	64	11	10	21	146	6	1	1	2	4			
2007-08	Chicago	NHL	81	4	4	8	214	-	-	-	-	-			
2008-09	Chicago	NHL	66	6	3	9	93	17	3	2	5	30			
2009-10	Chicago	NHL	13	1	3	4	14	15	0	0	0	2			
2010-11	Dallas	NHL	63	8	6	14	91	-	-	-	-	-			
2011-12	Dallas	NHL	65	6	13	19	76	-	-	-	-	-			
2012-13	San Jose	NHL	46	1	2	3	25	6	0	0	0	4			
2013-14	San Jose	NHL	15	0	0	0	6	-	-	-	-	-			
	Sharks Totals		61	1	2	3	31	6	0	0	0	4			
	NHL Totals		358	26	31	57	521	38	3	2	5	36			

Selected by Chicago in the ninth round (282nd overall) in the 2002 NHL Draft. Signed by Dallas as a free agent on July 1, 2010. **Signed by San Jose as a free agent on July 1, 2012.**





BURNS

88 BRENT BURNS

POSITION: DEFENSE | **SHOOTS:** RIGHT

HT: 6' 5" | **WT:** 230

Born: 3/9/85 in Barrie, Ontario

Acquired by San Jose along with a second round selection (37th overall) in the 2012 NHL Entry Draft from Minnesota in exchange for Devin Setoguchi, Charlie Coyle and a first round selection (28th overall) in the 2011 NHL Entry Draft, June 24, 2011.

@Burnzie88

CAREER HIGHLIGHTS

First NHL game — Oct. 8, 2003 at Chicago (with Minnesota)

First NHL goal — Oct. 12, 2003 vs. San Jose (Vesa Toskala with Minnesota)

First NHL assist — Oct. 10, 2003 vs. NY Rangers (with Minnesota)

Most points, game — 4, Nov. 29, 2013 vs. St. Louis (with San Jose)

Most goals, game — 3, Nov. 29, 2013 vs. St. Louis (with San Jose)

Most assists, game — 3, 4 times, most recent, Feb. 10, 2012 vs. Chicago (with San Jose)

Most consecutive games, point — 5, March 25, 2014 at Edmonton through April 3, 2014 vs. Los Angeles (with San Jose)

Most consecutive games, goal — 3, 3 times, most recent, Dec. 23, 2013 at Colorado through Dec. 29, 2013 vs. Anaheim (with San Jose)

Most consecutive games, assist — 4, 2 times, most recent, Feb. 2, 2012 vs. Dallas through Feb. 10, 2012 vs. Chicago (with San Jose)

Most consecutive games played — 157, Nov. 14, 2006 at Phoenix through Oct. 30, 2008 vs. Montreal (with Minnesota)

Best plus/minus — +4, Nov. 15, 2009 at Carolina (with Minnesota)

500th NHL game — Jan. 31, 2012 vs. Columbus (with San Jose)

600th NHL game — Jan. 18, 2014 at Tampa Bay (with San Jose)

200th NHL point — Jan. 17, 2012 vs. Calgary (with San Jose)

100th NHL assist — Oct. 29, 2010 vs. Vancouver (with Minnesota)

All-Star Games — 2011

"Sharks Player of the Month" — March 2013

World Championships — Canada (2011, 2010, 2008)

World Jr. Championship — Canada (2004)

2013-14:

4th on the team in goals (22)...Set a career high for goals and points (48) and reached the 20-goal plateau for first time in his career...Named the Sharks 2014 King Clancy Memorial Trophy nominee...Was a nominee for the NHL's Foundation Award...Had 4g-9a in his last 13 games...2nd on the team in hits 145...Posted a five-game point streak (2-5=7) from Mar. 25-Apr. 3...Had a two

point night (1-1=2) on April 1 vs. Edmonton...Tallied a goal and an assist on March 20 vs. Anaheim...Recorded a goal and an assist on March 18 vs. Florida...Scored twice on March 6 vs. Pittsburgh...Played in his 600th career game on Jan. 18 at Tampa Bay...Extended his goal scoring streak to three games (ties career high) with a goal and an assist on Dec. 29 vs. Anaheim...Tallied a goal and an assist on Dec. 27 at Phoenix...Recorded a goal and two assists on Dec. 23 vs. Colorado...Scored first career hat trick and a career high four points (3-1=4) on Nov. 29 vs. St. Louis...Returned to the lineup on Nov. 21 vs. Tampa Bay and scored a goal...Missed 13 games (upper body)...Scored a goal and an assist on Oct. 10 at Vancouver...Scored his first goal of the season, San Jose's first goal of 2013-14, and fired 5 shots on goal on Oct. 3 vs. Vancouver...**Playoffs:** Led the team in shots on goal (33)...Scored a power-play goal and had a game-high seven shots in Game 3 of the WCFR at Los Angeles on April 22...Recorded a multi-point game (1-1=2), plus-2 rating and five shots in Game 1 vs. Los Angeles on April 17.

CAREER:

2012-13: T-5th on the team in points (9-11=20) in just 30 games played...Had 20 points (9-11=20) in 23 games after converting to forward on March 12 (this total does not include March 30 vs. Phoenix where he played D)...Named the Brocade "Sharks Player of the Month" for March...Tied his career-high with his three-game goal streak (3-1=4) from March 25 - 28...Played forward for the first time as a Shark on March 12 and scored his first goal of the season...Missed first 10 games of the season due to injury...**Playoffs:** 2nd on the Sharks in hits (36), T-6th on the team in points (4) and T-5th in goals (2)...Led the team with eight PIM and ranked 4th in shots (31)...Tallied two assists, including the primary on the OT game-winning goal, in Game 2 of the WCQF at Vancouver... **2011-12:** T-11th amongst League defensemen in goals (11)...2nd amongst team defensemen in shots (201), which was 10th amongst League defensemen...4th on the team in blocked shots (117)...Posted three assists on





Feb. 10 vs. Chicago...Posted three assists on Feb. 2 vs. Dallas...Played in his 500th career NHL game on Jan. 31 vs. Columbus...Scored his first goal as a Shark on Oct. 15 vs. St. Louis...Posted an assist in his Sharks debut on Oct. 8 vs. Phoenix...**Playoffs:** Scored a goal and added an assist in five playoff games...**2010-11:** Departed Minnesota the franchise leader in overtime goals (five) and amongst Wild all-time D-men in goals (55), game-winning goals (13) and points (183)...Set Wild team record for points in a season by a defenseman (46)...Amongst League defensemen: third in goals, T-3rd in PPG, 12th in TOI/game and T-14th in points...Ranked T-1st on team in power play goals (eight), second in PIM and T-4th in hits (133)...Set career high and team record for goals by defenseman with 16th vs. Chicago on Feb. 28...Recorded assist in 18:13 of ice time at 2011 NHL All-Star Game...Recorded three points (two assists) at San Jose on Jan. 22 and vs. Phoenix on Jan. 2...Tallied 11 points (five goals and six assists) in 14 December games...Established career-high three-game goal streak, Dec. 9-12...Scored game-winner in 3-2 OT win at Los Angeles on Dec. 11...Registered first career two-goal game with two power play tallies at Columbus on Nov. 6...Collected 100th assist vs. Vancouver on Oct.

19...World Ch.: Tied for team lead amongst defensemen in goals and second in points...**2009-10:** T-2nd on team in average TOI (22:22)...Tallied an assist in four consecutive games played to set longest point streak of his career (March 7-23)...Posted career-high plus-4 at Carolina on Nov. 15...Had five assists over seven games (Oct. 31-Nov. 15)...Tallied two assists vs. Carolina on Oct. 24 for only multi-point game of season...World Ch.: Tallied five assists for Canada...**2008-09:** 3rd amongst blueliners in scoring...Logged franchise record 33:33 TOI and recorded career-high seven shots vs. Detroit on Jan. 3...Notched fourth career OT goal and added two assists vs. San Jose on Dec. 31...Recorded goal and assist vs. Colorado on Dec. 1 to reach 100 points...Missed four games (Nov. 1-8, upper body), and final 19 (March 7-April 11, concussion)...**2007-08:** Established career highs in games played (82 — only Wild player to skate in every game and just the second defenseman in club history) and game-winning goals (four)...Four GWG tied franchise record for a defenseman, his eight PPG set a Wild record for blueliners...Led team in takeaways (61), second in average TOI (23:05) and third in hits (99)...Led defensemen and ranked third on club with plus-12 rating...T-5th among NHL defensemen



in goals and T-6th in PPG...Finished with 80 PIM — more than he accumulated in first three NHL seasons combined...Tallied game-deciding shootout goal in first career shootout attempt at St. Louis on Feb. 10... World Ch.: Named Best Defenseman and posted a plus-14 rating as Canada won the silver medal...**2006-07:** Second on Wild with a plus-16...Led team defensemen in goals and points...Fourth with 86 hits...Became first NHL defenseman since 2003 to score an OT goal in consecutive games: vs. Colorado on March 11 and at Vancouver on March 13...**Playoffs:** Recorded first playoff point (assist) in WCQF Game 2 at Anaheim...**2005-06:** Posted three-game assist streak from Oct. 16-22...Tallied first career GWG vs. Columbus on Oct. 29...**2004-05:** Played for Todd McLellan, who was Houston's head coach...Finished second among Houston defensemen in goals and points...**2003-04:** Made NHL debut at Chicago on Oct. 8...Tallied first assist vs. the Rangers on Oct. 10...Notched first NHL goal in third game vs. San Jose on Oct. 12...Missed eight games (Oct. 25-Nov. 15, separated right shoulder)...World Jr.: Helped Canada win silver medal...2002-03: Named OHL Rookie of the Month in March after scoring 19 points (10 assists) in 14 contests...Named the second most improved player in the OHL at season's end by league coaches...**Playoffs:** Led Brampton in scoring.

PERSONAL:

Awarded the California Commendation Medal from the California National Guard for his contributions to the military members serving in the community...“Burnzie” lists these as his favorites: Gavin Degraw, John Mayer, Brad Paisley, Keith Urban (musicians); Goon (hockey movie); work ethic (personal quality); Italian, Indian, Sushi (food); Soccer, cycling, surfing (sports besides hockey); Mark Messier and Steve Yzerman (hockey idols); Los Angeles (NHL road city); Getting drafted and playoffs (hockey moments)...would be in the military if not playing in the NHL...feels as if he has better suits than both Don Cherry and Don Draper...prefers wrist



shots to slap shots...If he could have dinner with anyone in history it would be Lance Armstrong, Kate Beckinsale, and Wayne Gretzky...equipment he pays most attention to is his sticks...thinks Joe Thornton is the best Shark under pressure...acknowledges that he is most likely to overpack for the road.

CAREER STATISTICS

PLAYOFFS

SEASON	CLUB	LEAGUE	GP	G	A	PTS	PIM	GP	G	A	PTS	PIM
2002-03	Brampton	OHL	68	15	25	40	6	11	5	6	11	6
2003-04	Minnesota	NHL	36	1	5	6	12	-	-	-	-	-
	Houston	AHL	1	0	1	1	2	-	-	-	-	-
	Canada	U-20	6	0	6	6	20	-	-	-	-	-
2004-05	Houston	AHL	73	11	16	27	57	5	0	0	0	4
2005-06	Minnesota	NHL	72	4	12	16	32	-	-	-	-	-
2006-07	Minnesota	NHL	77	7	18	25	26	5	0	1	1	14
2007-08	Minnesota	NHL	82	15	28	43	80	6	0	2	2	6
	Canada	World Ch.	9	3	6	9	16	-	-	-	-	-
2008-09	Minnesota	NHL	59	8	19	27	45	-	-	-	-	-
2009-10	Minnesota	NHL	47	3	17	20	32	-	-	-	-	-
	Canada	World Ch.	7	0	5	5	12	-	-	-	-	-
2010-11	Minnesota	NHL	80	17	29	46	98	-	-	-	-	-
	Canada	World Ch.	7	2	2	4	8	-	-	-	-	-
2011-12	San Jose	NHL	81	11	26	37	34	5	1	1	2	4
2012-13	San Jose	NHL	30	9	11	20	20	11	2	2	4	8
2013-14	San Jose	NHL	69	22	26	48	34	7	2	1	3	23
Sharks Totals			180	42	63	105	88	23	5	4	9	35
NHL Totals			633	97	191	298	413	34	5	7	12	55

Selected by Minnesota in the first round (20th overall) of the 2003 NHL Entry Draft. **Acquired by San Jose along with a second round selection (37th overall) in the 2012 NHL Entry Draft (later traded to Tampa Bay in Dominic Moore deal) in exchange for Devin Setoguchi, Charlie Coyle and a first round selection (28th overall) in the 2011 NHL Entry Draft, June 24, 2011.**



39 LOGAN COUTURE

POSITION: CENTER | SHOOTS: LEFT

HT: 6' 1" | WT: 200

Born: 3/28/89 in Guelph, Ontario

Selected by San Jose in the 2007 NHL Entry Draft (1st round, 9th overall).

 @Logancouture

CAREER HIGHLIGHTS

First NHL goal — Oct. 25, 2009 at Philadelphia

First NHL goal — Nov. 5, 2009 at Detroit (Chris Osgood)

First NHL assist — Nov. 1, 2009 at Carolina

Most points, game — 4, April 18, 2013 vs. Minnesota

Most goals, game — 2, 15 times, most recent, Feb. 27, 2014 at Philadelphia

Most assists, game — 3, 5 times, most recent, April 11, 2014 vs. Colorado

Most consecutive games, point — 8, Jan. 21, 2012 at Vancouver through Feb. 10, 2012 vs. Chicago

Most consecutive games, goal — 4, Dec. 29, 2013 through Jan. 4, 2014

Most consecutive games, assist — 5, Feb. 17, 2011 vs. Washington through Feb. 25, 2011 at Calgary

Most consecutive games played — 110, March 3, 2012 vs. St. Louis through Jan. 5, 2014 at Chicago

Best Plus/Minus — +4, 2 times, most recent, April 11, 2014 vs. Colorado

Calder Trophy Finalist — 2011 (2nd)

200th NHL game — Feb. 22, 2013 at Chicago

200th NHL point — Jan. 2, 2014 vs. Edmonton

100th NHL goal — Dec. 29, 2013 vs. Anaheim

100th NHL assist — March 8, 2014 vs. Montreal

NHL All-Star Game — 2012

NHL All-Rookie Team — 2011

NHL SuperSkills Competition — 2011

Brocade "Sharks Player of the Year" — 2011-12

PlayStation "Sharks Rookie of the Year" — 2010-11

NHL Rookie of the Month — Dec. 2010

Sharks Player of the Month — April 2013, Dec. 2011, Dec. 2010


NHL Player of the Week — April 14-21, 2013 (3rd Star)

4th on the team in points, 4th in assists and 3rd in goals, T-7th amongst all NHL forwards in blocked shots (68)...Has scored 20 goals in each of his last four seasons...Posted three assists on April 11 vs. Colorado...Scored a shorthanded goal, the only tally of the game, on March 16 at NY Rangers...Recorded one goal and two assists on March 8 vs. Montreal...Returned to the lineup on Feb. 27 at Philadelphia and scored twice...Missed 16 games due to injury...Had a career high four-game goal streak from Dec.

29 - Jan. 4...Scored his 100th career goal, the game-winner, on Dec. 29 vs. Anaheim...Scored the shootout determining goal on Dec. 23 vs. Colorado...Matched a career high with three helpers on Nov. 29 vs. St. Louis...Set a career high with three assists (tied) and a plus-4 rating on Nov. 21 vs. Tampa Bay...Set a career high with 10 shots on Nov. 2 vs. Phoenix...Tallied a goal and an assist on Oct. 30 at Los Angeles...Scored both goals in the Sharks' 2-0 victory on Oct. 26 at Montreal...Scored the shootout winning goal in the Sharks 1-0 victory on Oct. 21 at Detroit...Tallied two assists on Oct. 10 at Vancouver...**Playoffs:** Recorded a fighting major (Richards) in Game 6 of the WCFF on April 28 at Los Angeles...Had a team-high plus-3 rating in Game 3 of the WCFF at Los Angeles on April 22...Scored one goal and one assist in Game 2 vs. Los Angeles on April 20.

CAREER:

2012-13: 2nd amongst League forwards in blocked shots (51)...T-10th in the League in goals (21) which led the team...T-9th in the League in home goals (12), T-6th in game-winning goals (5) and T-15th in power play goals (7)...2nd on the team in points (21-16=37) and T-1st in plus/minus (+7)...Named the NHL's Third Star of the Week from April 15 - 21...Named the Brocade "Sharks Player of the Month" for April...Set a career high with four points (2-2=4) vs. Minnesota on April 18...Potted two goals and a shootout conversion on March 20 at Edmonton...During the work stoppage, he played for Geneva-Servette of the Swiss Elite League...**Playoffs:** Tied for the team lead in goals (5) and 2nd in points (11) in 11 games...Ranked 3rd in shots (33) and assists (6)...2nd amongst team forwards in blocked shots (12)...Led the League in power play goals (5) and T-2nd in game-winning goals (3); led the team in both categories...Tallied 3-5=8 in the four-game WCFF series vs. Vancouver...Scored the game-winning goals in both Game 3 (OT) and Game 4 of the WCSF vs. Los Angeles. **2011-12:** Voted the Brocade "Sharks Player of the Year" in a vote conducted by a panel of Bay Area media...Appeared in the 2012 All-Star Game, his



COUTURE





first career selection...9th in the League in road goals (19)...T-1st on the team in goals (31, T-20th in NHL), 2nd in points (31-34=65) and 4th in shots (245)...T-8th amongst League forwards in blocked shots (76)...Set a career-high with his eight-game point streak (5-7=12) from Jan. 21 - Feb. 10...Named Brocade "Sharks Player of the Month" for December...Had an eight-game road point streak (5-3=8) (Oct. 21 at NJ thru Nov. 20 at Colorado)...Scored the Sharks first shorthanded goal of the season, and the first of his career, on Oct. 25 at Nashville...

Playoffs: 2nd on the team in points (1-3=4) and led the team in shots (19)...**2010-11:** Calder Memorial Trophy finalist, finishing second to Carolina's Jeff Skinner in the closest voting since 2003...Named to the NHL All-Rookie Team and received the PlayStation "Sharks Rookie of the Year" Award...Among NHL leaders: T-7th in game-winning goals (8), T-14th in goals and T-21st in even strength goals (22)...Among League rookies: 1st in shots (253), game-winning goals and power play goals (10), 2nd in goals (first NHL rookie to score 20 and third in club history) and points and 5th in plus/minus (+18)...Set an NHL record for most game-winning road goals by a rookie in a season (7) on Feb. 8 at Washington (Steve Larmer had six in 1981-82)...22 road goals were 4th in the League and second-most in Sharks franchise history...Only the 23rd rookie to score 20-plus road

goals...14th amongst League forwards in blocked shots (66)...Played his 100th game on April 2 vs. Anaheim...Hit the 30-goal plateau with two goals at Phoenix on March 26...Selected to the Honda NHL SuperSkills competition at the 2011 NHL All-Star Game...Named the NHL Rookie of the Month and the Sharks Foundation "Player of the Month" for December...Youngest player in Sharks history (21 years, 263 days) to score a power play goal in overtime on Dec. 16 at Dallas...Scored two goals at Ottawa, the city in which he played his junior hockey, on Dec. 2...Registered his first career fighting major (Alex Pietrangelo) on Nov. 4 at St. Louis...Scored a game-winning power play goal on Oct. 8 vs. Columbus in Stockholm...**Playoffs:** T-9th in the NHL in goals...Had a point in six of seven WCSF games vs. Detroit (seven, four goals), including a goal in Game 7...Primary assist on the overtime goal in WCSF Game 1 vs. Detroit...Registered two assists in WCQF Game 4...Scored a goal in WCQF Game 1 vs. Los Angeles...**2009-10:** Had a point in six out of the last nine games (six, four goals and two assists) and a shootout-winning goal...Converted his first career shootout attempt (game-winner) on April 10 vs. Phoenix...First: game-winning goal at Minnesota on April 2, power play goal at Dallas on March 31, home goal on March 25 vs. Dallas, NHL goal on Nov. 5 at Detroit and NHL point (assisting on the game-winning



goal) on Nov. 1 at Carolina...Made NHL debut on Oct. 25 at Philadelphia and registered two shots...**AHL:** Named to the AHL All-Rookie Team with Worcester and *The Hockey News*...**Playoffs:** Scored the game-tying goal to send Game 3 of the WCSF into overtime...Became the third Sharks player to score his first two postseason goals in the same game (Sandis Ozolinsh and Marco Sturm) in WCQF Game 5...Made postseason debut in WCQF Game 1...**2008-09:** Recorded a fighting major in this first professional game on April 3 at Albany...**AHL Playoffs:** 4th on Worcester in plus/minus (+5)...**OHL:** Set career highs in goals (T-6th in OHL) and points (9th in OHL)...T-15th in the league in assists, T-15th in power play assists (21) and T-5th in first goals (8)...Named the Boston Pizza OHL Player of the Week for the week ending March 15...Member of the Eastern Conference All-Star Team...Voted for third "Best Defensive Forward" in OHL Coaches Poll...**OHL Playoffs:** Ranked 2nd on team in points and assists...**2007-08:** Attended Team Canada's National Junior Championship Development Camp...Voted among the top three in smartest player (second overall), best playmaker (second) and best stick-handler (third) among OHL Eastern Conference skaters in the annual OHL Coaches Poll...T-1st on team in points and 2nd in plus/minus (+9)...**Playoffs:** Three points in four games...**2006-07:** Second on team in points, goals and power play goals (10)...Posted three points (goal and two assists) for the Eastern Conference All-Stars...Played in the 2007 CHL/NHL Home Hardware Top Prospects Game...**Playoffs:** Led team in points and assists...**World Jr.:** T-7th on team with four points in six games...**2005-06:** Named to the OHL Second All-Rookie Team...Second in voting behind John Tavares for OHL Rookie of the Year...Among OHL rookies, points (third), assists (second) and goals (T-4th)...Second on team in power play goals (12)...Ottawa's Rookie of the Year and Most Sportsmanlike Player...Participated in the 2006 ADT Canada Russia Challenge...**World Jr.:** Tied for second on the team in goals and tied for third in points.

PERSONAL:

"Cooch" lists these favorites: Steak and lobster (food); Golf (offseason activity); Baseball (sport besides hockey); Steve Johnson of the 49ers (athlete); Man on Fire (movie); The Office with Steve Carell (TV show); The Weeknd (band); His backyard (vacation spot);



Mizu Sushi (restaurant); Steve Yzerman (hockey idol); Scoring the overtime game-winner in Game 3 of the WQF's against Vancouver (hockey moment); Chicago (road city); Chicago Blackhawks (non-Sharks jersey)... Has a hidden talent of knowing song lyrics...Would be a physical education teacher if he was not playing hockey professionally...If he could hang out with one person in history, he would just sit down and talk with boxer Floyd Mayweather...If faced with the situation of fighting one horse-sized duck or 100 duck-sized horses, he would want to fight 100 duck-sized horses...Says Leonardo DiCaprio would be the actor to star in a movie about his life...States his parents were the biggest influence on his hockey career...Names Pavel Datsyuk the most exciting player to watch in the NHL...Says that teammate Joe Pavelski is the best teammate under pressure and would make the best coach...In his hometown of London, ON, Couture enjoys hanging out in his backyard and eating at local restaurant The Keg.

CAREER STATISTICS							PLAYOFFS					
SEASON	CLUB	LEAGUE	GP	G	A	PTS	PIM	GP	G	A	PTS	PIM
2005-06	Ottawa	OHL	65	25	39	64	52	6	3	4	7	0
	Ontario	U-17	5	5	3	8	2	-	-	-	-	-
2006-07	Ottawa	OHL	54	26	52	78	24	5	1	7	8	4
	Canada	U-18	6	2	2	4	2	-	-	-	-	-
2007-08	Ottawa	OHL	51	21	37	58	37	4	2	1	3	0
2008-09	Worcester	AHL	4	0	0	0	7	12	2	1	3	11
	Ottawa	OHL	62	39	48	87	46	7	3	7	10	6
2009-10	San Jose	NHL	25	5	4	9	6	15	4	0	4	4
	Worcester	AHL	42	20	33	53	12	-	-	-	-	-
2010-11	San Jose	NHL	79	32	24	56	41	18	7	7	14	2
2011-12	San Jose	NHL	80	31	34	65	16	5	1	3	4	0
2012-13	San Jose	NHL	48	21	16	37	4	11	5	6	11	0
	Geneve-Servette	Switz.	22	7	16	23	4	-	-	-	-	-
2013-14	San Jose	NHL	65	23	31	54	20	7	1	2	3	7
	NHL/Sharks Totals		297	112	109	221	87	56	18	18	36	13

Selected by San Jose in the 2007 NHL Entry Draft (1st round, 9th overall).





DEMERS

5 JASON DEMERS

POSITION: DEFENSE | **SHOOTS:** RIGHT

HT: 6' 1" | **WT:** 195

Born: 6/9/88 in Dorval, Quebec

Selected by San Jose in the 2008 NHL Entry Draft (7th round, 186th overall)

@jasondemers5

CAREER HIGHLIGHTS

First NHL game — Oct. 1, 2009 at Colorado

First NHL goal — Nov. 15, 2009 at Chicago
(Cristobal Huet)

First NHL assist — Oct. 3, 2009 at Anaheim

Most points, game — 3, Oct. 8, 2013 vs. NY
Rangers

Most goals, game — 2, Jan. 30, 2010 vs.
Minnesota

Most assists, game — 3, Oct. 8, 2013 vs. NY
Rangers

Most consecutive games, point — 4, 3 times,
most recent, Jan. 4, 2014 at Colorado
through Jan. 9, 2014 vs. Detroit

Most consecutive games, goal — 2, Dec. 21,
2013 vs. Dallas through Dec. 23, 2013 vs.
Colorado

Most consecutive games, assist — 3, Oct. 17,
2009 at New York Islanders through Oct. 22,
2009 at Tampa Bay

Most consecutive games played — 45, Dec.
6, 2010 at Detroit through March 14, 2011
at Chicago

Best plus/minus — +4, March 11, 2014 vs.
Toronto

200th NHL game — April 9, 2013 vs. Columbus

PlayStation "Sharks Rookie of the Year" —
2009-10

2013-14:

2nd amongst team defensemen in scoring (34)...Set a career high in goals (5) and points...Tied a career high with his fourth goal of the season on March 14 at NY Islanders...Tallied two assists on Feb. 27 at Philadelphia...Set a career high for points (25) with an assist on Feb. 7 vs. Columbus...Posted a four-game point streak from (ties career high) Jan. 4 at Colorado thru Jan. 9 vs. Detroit...Recorded two assists on Jan. 7 at Nashville...Scored a goal on Jan. 5 at Chicago...Extended point streak to four games (ties career high) with an assist on Dec. 29 vs. Anaheim...Tallied a goal on Dec. 23 vs. Colorado for his first goal scoring streak of his career...Scored his first goal of the season on Dec. 21 vs. Dallas...Set career highs in single game assists (3) and points (3) on Oct. 8 vs. the NY Rangers...**Playoffs:** Registered an assist and was plus-2 in Game 3 of the WCFR at Los Angeles on April 22.

CAREER:

2012-13: Played in his 200th career NHL game on April 9 vs. Columbus...Scored his first goal of the season on March 18 at Anaheim...Made his season debut and led the team with four hits on Feb. 2 vs. Nashville...Missed six games to start the season with an upper body injury suffered in the Spengler Cup, helping Canada win the gold medal...During the work stoppage, he played for Karpas in Finland's SM-liiga and Team Canada in the Spengler Cup..
2011-12: Tied his career high with four goals on the season...T-3rd amongst Sharks defensemen in goals (4)...Had a goal in two out of his last three games (2-0-2)...Scored his first goal of the season with a power-play tally vs. Chicago on Nov. 23...Recorded an assist and was a +2 in the season opener on Oct. 8 vs. Phoenix...**Playoffs:** Appeared in three games...2010-11: Led Sharks in plus/minus (+19)...2nd amongst team defensemen in points...Surpassed his rookie season point output with his 22nd point of the season on March 17 vs. Minnesota...Primary assist on Thornton's game-tying goal with 2:58 left in regulation on March 1 vs. Colorado...Registered his first goal and multi-point game of the season (2) at Philadelphia on Dec. 8...Activated off injured reserve and returned to action on Dec. 6 vs. Detroit...Missed six games due to upper body injury (11/24-12/4)...**Playoffs:** Missed entire WCF series vs. Vancouver (lower body)...Scored first goal in WCQF Game 4...Registered a game-high six blocked shots in WCQF Game 1...**2009-10:** Selected as the PlayStation "Sharks Rookie of the Year" in a vote by Bay Area media...T-4th amongst rookie defensemen in points...Recorded first fighting major on March 31 at Dallas (Mark Fistric)...Tied the single-game franchise record for power play goals by a defenseman with two vs. Minnesota on Jan. 30, matching Boyle and Doug Wilson's mark...Earned his first career point (assist) and was a plus-2 at Anaheim on Oct. 3. The goal scorer, Benn Ferriero, and the players who got assists, Demers and Frazer McLaren, all registered their first NHL career point on that goal. This was only the second time in the last 29 seasons that three players got their first NHL point on





the same goal. The last time it happened was on Oct. 4, 2007, when the Coyotes Daniel Winnik scored against St. Louis with assists from Martin Hanzal and Craig Weller... Split season between San Jose and Worcester (AHL)... **Playoffs:** Scored first postseason goal, a power play tally, in WCF Game 1...Recorded first career postseason multi-point game (two assists) in WCSF Game 1... Recorded his first NHL postseason point with an assist in WCQF Game 5...Made postseason debut on April 14 in WCQF Game 1...**2008-09:** Led Worcester (AHL) in plus/minus (plus-15)...Second amongst team defensemen in points...Scored first professional goal on Dec. 7 vs. Portland...Recorded two-thirds of a "Gordie Howe Hat Trick" in his professional debut with an assist and a fighting major (11 PIM) at Lowell on Oct. 11...**Playoffs:** Second amongst team defensemen in points...**2007-08:** Led league defensemen in points (second on team) and assists (led team)...Fourth on team in PIM...Participated in San Jose's development camp as a tryout before the season...**2006-07:** Second among defensemen on Victoriaville (QMJHL) in points...Recorded five goals and 19 assists in 69 games...**2005-06:** Began the season with Moncton before getting traded to Victoriaville... Posted 19 points in 54 games between the two teams...**2004-05:** Made QMJHL debut with Moncton.

PERSONAL:

"Daddy" lists these favorites: Indian (food); Golf (sport besides hockey); UFC fighter Anderson Silva (athlete); Wedding Crashers (movie); Breaking Bad and New Girl (TV shows); The Weeknd and Mumford & Sons (bands); Japan (vacation spot); Pasta Ria in Los Gatos (restaurant); Scoring a goal in the Western Conference Finals against Chicago (hockey moment); Chicago (road city); Montreal Canadiens (non-Sharks jersey)...Has a hidden talent of being a great dancer...His first job was a hockey instructor...Would be involved with medicine or languages if he was not playing hockey professionally... If he could hang out with one person in history he would have a couple of drinks and talk with Bill Clinton...Says Adam Sandler would be the actor to star in a movie about his life...Can't live without his TV...Consistently named by his teammates as one of the funniest players on the Sharks...Biggest influence on his hockey career was his parents...Says the most exciting player to watch in the NHL is Pavel Datsyuk...Says Scott Hannan would make the best coach and is the smartest teammate on the Sharks ("He thinks he is too")...In his hometown of L'Academie-Lorette, Quebec, he likes to hang out at the Cactus Bar and eat at Bamboo.


CAREER STATISTICS

PLAYOFFS

SEASON	CLUB	LEAGUE	GP	G	A	PTS	PIM	GP	G	A	PTS	PIM
2004-05	Moncton	QMJHL	25	0	1	1	10	-	-	-	-	-
2005-06	Victoriaville	QMJHL	33	2	13	15	58	5	0	2	2	10
	Moncton	QMJHL	21	1	3	4	15	-	-	-	-	-
2006-07	Victoriaville	QMJHL	69	5	19	24	98	6	0	0	0	2
2007-08	Victoriaville	QMJHL	67	9	55	64	91	6	1	5	6	6
2008-09	Worcester	AHL	78	2	31	33	54	12	0	4	4	6
2009-10	San Jose	NHL	51	4	17	21	21	15	1	4	5	8
	Worcester	AHL	25	4	13	17	24	-	-	-	-	-
2010-11	San Jose	NHL	75	2	22	24	28	13	2	1	3	8
2011-12	San Jose	NHL	57	4	9	13	22	3	0	0	0	2
2012-13	San Jose	NHL	22	1	2	3	10	1	0	0	0	2
	Karpat	FNL	30	5	16	21	18	-	-	-	-	-
2013-14	San Jose	NHL	75	5	29	34	30	7	0	1	1	12
	NHL/Sharks Totals		280	16	79	95	111	39	3	6	9	32

Selected by San Jose in the 2008 NHL Entry Draft (7th round, 186th overall).





10 ANDREW DESJARDINS (deh-JAHR-din)

POSITION: CENTER | **SHOOTS:** LEFT

HT: 6' 1" | **WT:** 195

BORN: 7/27/86 in Lively, Ontario

Signed by San Jose as a free agent on June 26, 2010.

 @AndrewDesjardin

CAREER HIGHLIGHTS

First NHL game — Jan. 3, 2011 vs. Vancouver

First NHL goal — March 23, 2011 vs. Calgary

First NHL assist — April 4, 2011 vs. Los Angeles

Most points, game — 2, 3 times, most recent, Feb. 27, 2014 at Philadelphia

Most goals, game — 2, Oct. 8, 2012 vs. Phoenix

Most assists, game — 2, 2 times, most recent, Feb. 27, 2014 at Philadelphia

Most consecutive games, point — 3, March 22, 2012 vs. Boston through March 26, 2012 vs. Colorado

Most consecutive games, goal — 1, 10 times, most recent, April 1, 2014 vs. Edmonton.

Most consecutive games, assist — 2, 5 times, most recent, March 4, 2014 vs. Carolina through March 6, 2014 vs. Pittsburgh

Most consecutive games played — 57, Nov. 27, 2013 vs. Los Angeles through April 12, 2014 at Phoenix

Best plus/minus — +2, 3 times, most recent, Jan. 31, 2012 vs. Columbus

100th NHL game — Jan. 31, 2013 vs. Edmonton

200th NHL game — March 11, 2014 vs. Toronto

PlayStation "Sharks Rookie of the Year" — 2011-12

2013-14:

Set a career high in assists (14); fell one goal and one point shy of tying career highs in both categories...Led the team in PIM (86) and finished 3rd in faceoff percentage (55.0%)...Scored a goal on April 1 vs. Edmonton...Fighting major (Gleason) on March 11 vs. Toronto...Tied a career high in assists (13) with his helper on March 6 vs. Pittsburgh...Recorded two assists on Feb. 27 at Philadelphia...Fighting major (Cote) on Jan. 18 at Tampa Bay...Scored the game-winning goal on Jan. 9 vs. Detroit...Tallied an assist on Jan. 2 vs. Edmonton...Recorded an assist on Dec. 29 vs. Anaheim...Registered a fighting major on Dec. 27 at Phoenix (Chipchura)...Recorded a fighting major (Clune) on Dec. 15 at Nashville...Fighting major (Smithson) on Dec. 3 at Toronto...Recorded an assist and a fighting major (Stanton) on Nov. 7 vs. Vancouver...Scored his first goal of the season on Oct. 27 at Ottawa...Picked up 17 minutes in penalties Oct. 15 at St. Louis...Led the team in blocked shots (4) and registered an assist on Oct. 8

vs. the NY Rangers...**Playoffs:** Led the team in PIM (31)...Had a pair of assists, was plus-2 and named the second star in Game 2 of the WCFR vs. Los Angeles on April 20.

CAREER:

2012-13: 1st on the team in penalty minutes (61)...T-8th on the team in hits (53) and 5th amongst forwards in blocked shots (27)...Won 54.2% of his faceoffs...Scored a goal and had a fighting major on April 1 vs. Vancouver...Was unsuccessful on his first career penalty shot on March 23 at Minnesota vs. Niklas Backstrom...Had a match penalty on Feb. 5 vs. Chicago that was immediately rescinded following the game by the NHL...Played in his 100th career NHL game on Jan. 31 vs. Edmonton...

Playoffs: Appeared in all 11 games and tallied six PIM. **2011-12:** Was named the PlayStation "Sharks Rookie of the Year"...7th on the team in hits (93)...Won 53.0% of his faceoffs, good for 3rd on the team...Had a fighting major vs. Dallas on March 31...Scored the game-winning goal on March 26 vs. Colorado...Scored the game-winning goal vs. Tampa Bay on Dec. 21...Registered a career high 17 penalty minutes, including his first career fighting major (with Beleskey), on Oct. 17 vs. Anaheim...Registered his first career two-goal game (2-0=2) in the season opener vs. Phoenix on Oct. 8...**Playoffs:** Scored a goal in Game 1 of the WCQF at St. Louis...2010-11: Had a two-game assist streak from April 4-6...Reassigned to Worcester on April 9...Recorded his first assist on April 4 vs. Los Angeles...Notched his first NHL goal and point on March 23 vs. Calgary...Posted four hits and won all three faceoffs in 5:33 of playing time on March 17 vs. Minnesota...Made his NHL debut on Jan. 3 vs. Vancouver...AHL: Posted a season-high three points twice, Nov. 21 vs. Springfield (goal and two assists) and Feb. 11 at Springfield (two goals and assist)...Led team in plus/minus (plus-14)...**Playoffs:** Plus-1 in three games...Scored his first career playoff goal in WCF Game 4 vs. Vancouver...Made playoff debut in WCF Game 3. **2009-10:** Member of the "Crazed Rats" Line (along with Dan DaSilva and John McCarthy), which won Worcester's (AHL) Unsung Heroes Award...Set career highs in goals, assists and points...Second



on team in both plus/minus (plus-29) and PIM...**Playoffs:** Second on the team in PIM...**2008-09:** A plus-4 in 74 games for Worcester...Established a career high with three assists on Jan. 2 vs. Norfolk...Scored first AHL goal on Nov. 7 at Hartford...Appeared in five games for Phoenix (ECHL)...**Playoffs:** 5TH on Worcester in points and tied for the team lead in goals and plus/minus (plus-7)...Scored the first playoff shorthanded goal in team history vs. Providence on May 13...2007-08: Had a 20-goal season...**2006-07:** Points set a junior career high...2005-06: Five points in four playoff games for Sault Ste. Marie (OHL)...2004-05: Recorded a junior career-high 17 goals for Sault Ste. Marie.

PERSONAL:

"Desi" lists these favorites: Steak (food); Golf and fish (offseason activities); Golf, Tennis (sports besides hockey); Roger Federer (athlete); The Departed (movie); Suits and Game of Thrones (TV shows); Sublime (band); Antigua (vacation spot); Mizu Sushi

(restaurant); Joe Sakic (hockey idol); Playing in 2011 Conference Finals against Vancouver (hockey moment); Chicago (road city); Edmonton Oilers (non-Sharks jersey)...Has a hidden talent of being an excellent cook...His first job was working in home hardware...Would be a golfer if he wasn't playing hockey professionally...If he could hang out with one person in history he would like to go out on the town with Leonardo DiCaprio...He can't live without shoes...Biggest influence on his hockey career was his mom ("She helped me so much")...Says Pavel Datsyuk is the most exciting player to watch in the NHL...States that teammate Jason Demers is the funniest player on the Sharks and is the best teammate to double-date with...In his hometown of Lively, ON, Desjardins enjoys camping with his friends and family and eating at the Laughing Buddha... Hosted the First Annual 'Andrew Desjardins Golf Classic' in 2014 with proceeds supporting Walden Minor Hockey


CAREER STATISTICS

PLAYOFFS

SEASON	CLUB	LEAGUE	GP	G	A	PTS	PIM	GP	G	A	PTS	PIM
2003-04	Sault Ste. Marie	OHL	55	3	6	9	41	-	-	-	-	-
2004-05	Sault Ste. Marie	OHL	68	17	17	34	49	7	0	0	0	2
2005-06	Sault Ste. Marie	OHL	66	12	16	28	78	4	2	3	5	10
2006-07	Sault Ste. Marie	OHL	65	16	26	42	96	13	2	5	7	18
2007-08	Laredo	CHL	64	22	37	59	112	11	2	4	6	21
2008-09	Worcester	AHL	74	8	14	22	99	12	4	2	6	13
	Phoenix	ECHL	5	2	0	2	6	-	-	-	-	-
2009-10	Worcester	AHL	80	19	27	46	126	11	2	2	4	32
2010-11	San Jose	NHL	17	1	2	3	4	3	1	0	1	4
	Worcester	AHL	58	12	17	29	69	-	-	-	-	-
2011-12	San Jose	NHL	76	4	13	17	47	5	1	0	1	2
2012-13	San Jose	NHL	42	2	1	3	61	11	0	0	0	6
2013-14	San Jose	NHL	81	3	14	17	86	7	0	2	2	31
	NHL/Sharks Totals		216	10	30	40	198	26	2	2	4	43

Signed by San Jose as a free agent on June 26, 2010.





DOHERTY

77 TAYLOR DOHERTY

POSITION: DEFENSE | **SHOOTS:** Right

HT: 6' 7" | **WT:** 235

BORN: 3/2/91 in Cambridge, Ontario

Selected by San Jose in the 2009 NHL Entry Draft (2nd round, 57th overall).

 @Doherty_4

2013-14:

Picked up 15 points (4-11=15) in 69 games with Worcester...Ranked 3rd on the team with 111 PIM's...Accrued seven fighting majors... Set career highs in games played (69), goals (4), assists (11), points (15), and penalty minutes (111)...Received first NHL recall on Jan. 22...Assigned to Worcester on Sept. 30.

CAREER:

2012-13: Registered 10 points (1-9=10) and five fighting majors...Scored his first professional goal, added an assist, and was #1 star vs. St. John's on Nov. 3...**2011-12:** 4th amongst team defensemen in plus/minus (+2)...Recorded first professional point on Jan. 28 at Manchester with an assist...**2010-11:** Amongst OHL defensemen, the team captain ranked 6th in points, 5th in goals and T-7th in assists...Was named to "Team OHL" for the 2010 Subway Super Series...Led all Kingston defensemen in goals, assists and points (assists and points were career highs)...2nd amongst team defensemen in playoff scoring...**2009-10:** Invited to the 2011 IIHF World Junior Championship Development Camp as a member of Team Canada...Served as alternate captain...Led all Kingston defenseman during the regular

season and set a career high in goals... Finished 3rd amongst OHL defenseman in goals and 15th in points during the regular season...Finished 2nd on the team in PIM... Despite missing the first two games of the first round (suspension), finished T-1st on the team in playoff assists and T-2nd in points...**2008-09:** 13th in the league and led team in PIM...Participated in CHL Top Prospects Game...**2007-08:** 3rd on the team and 4th amongst league rookies in PIM... Member of Team Canada and won a gold medal at the 2008 Ivan Hlinka Memorial Tournament...Also on the Team Ontario squad that won a gold medal at the 2008 Under-17 World Hockey Challenge.

PERSONAL:

"Dortz" lists these as his favorites: steak (food); basketball (sport other than hockey); Sons of Anarchy, Breaking Bad, Walking Dead (TV shows); Drake (artist); Caribbean (vacation spot); The Grill (San Jose restaurant); Call of Duty (video game)...If he wasn't playing hockey, Doherty would be a doctor...If he had to pick an actor to star in a movie about his life it would be Bradley Cooper...He cannot live without his phone...Lists both Chris Pronger and Rob Blake as his hockey idols...His biggest influence on his hockey career is his parents.





CAREER STATISTICS

PLAYOFFS

SEASON	CLUB	LEAGUE	GP	G	A	PTS	PIM	GP	G	A	PTS	PIM
2007-08	Kingston	OHL	64	6	14	20	118	-	-	-	-	-
2008-09	Kingston	OHL	68	2	18	20	140	-	-	-	-	-
	Canada	U-18	6	0	0	0	8	-	-	-	-	-
2009-10	Kingston	OHL	63	16	28	44	114	5	1	4	5	0
2010-11	Kingston	OHL	68	14	39	53	86	5	0	3	3	12
	Worcester	AHL	3	0	0	0	0	-	-	-	-	-
2011-12	Worcester	AHL	63	0	6	6	76	-	-	-	-	-
2012-13	Worcester	AHL	40	1	9	10	67	-	-	-	-	-
2013-14	Worcester	AHL	69	4	11	15	111	-	-	-	-	-

Selected by San Jose in the 2009 NHL Entry Draft (2nd round, 57th overall).



43 TAYLOR FEDUN (fuh-DOON)

POSITION: DEFENSE | **SHOOTS:** RIGHT

HT: 6' | **WT:** 200

Born: 6/4/88 in Edmonton, Alberta

Signed by the San Jose Sharks as a free agent on July 2, 2014.

🐦 @tfedun88

CAREER HIGHLIGHTS

First NHL game — Nov. 5, 2013 at Florida (with Edmonton)

First NHL assist — NA

First NHL goal — Nov. 5, 2013 at Florida (with Edmonton)

Most points, game — 1, 2 times, most recent, Nov. 7, 2013 at Tampa Bay (with Edmonton)

Most goals, game — 1, 2 times, most recent, Nov. 7, 2013 at Tampa Bay (with Edmonton)

Most assists, game — NA

Most consecutive games, point — 2, Nov. 5, 2013 at Florida through Nov. 7, 2013 at Tampa Bay (with Edmonton)

Most consecutive games, goal — 2, Nov. 5, 2013 at Florida through Nov. 7, 2013 at Tampa Bay (with Edmonton)

Most consecutive games, assist — NA

Most consecutive games played — 4, Nov. 5, 2013 at Florida through Nov. 11, 2013 at Chicago (with Edmonton)

Best plus/minus — +3, March 26, 2012 vs. Colorado

World Championship — USA (2012)

2013-14:

Ranked 2nd amongst Barons defensemen in points (38), goals (10) and assists (28) and added one assist and four penalty minutes in three Calder Cup Playoff games... The Barons alternate captain ranked T-11th amongst AHL defensemen in points... Registered two goals in four games with the Oilers... Scored a goal in back-to-back games for Edmonton from Nov. 5-7... Made NHL debut on Nov. 5, 2013 at Florida and scored his first career goal.

CAREER:

2012-13: In second professional season, appeared in a career-high 70 games for the

Barons... Ranked 3rd amongst Oklahoma defensemen in points (27)... Recorded his first professional goal Nov. 16 vs. Milwaukee and followed with the eventual game-winner the next night vs. Milwaukee... Played in first professional game on Oct. 12 at Lake Erie... Recorded three goals and three assists in 17 playoff games; tied for the league lead in goals amongst blueliners... **2011-12:** Missed the 2011-12 season after sustaining a complex fracture of his right femur in an Oilers pre-season game Sept. 30, 2011 at Minnesota... **2010-11:** Captain for Princeton University... Named to the NCAA East Second All-Star Team... Named to the ECAC First All-Star Team... Tied for team lead in points amongst defensemen (22) and led all Princeton blueliners in goals (10)... **2009-10:** Named to the ECAC Second All-Star Team... Led Princeton defensemen in points (17)... **2008-09:** Named to the ECAC All-Academic Team... Ranked 3rd amongst Princeton defensemen in points (15)... **2007-08:** Named to the ECAC All-Academic Team... Helped Princeton win the ECAC title, posting 14 points as a freshman.

PERSONAL:

Taylor lists these as his favorites: Elk steak (food); golf (off-ice activity); golf (sport other than hockey); Smallville, Suits (TV show)... Fedun would be a mechanical engineer if he weren't playing hockey... Thinks that Christian Bale would play him in a movie about his life... Cannot live without the internet... Lists Joe Sakic as his hockey idol... His parents are his biggest influence on his career... Chicago is his favorite road city... His favorite non-Sharks jersey is the Minnesota Twins.

FEDUN





CAREER STATISTICS

PLAYOFFS

SEASON	TEAM	LEAGUE	GP	G	A	PTS	PIM	GP	G	A	PTS	PIM
2005-06	Fort Saskatchewan	AJHL	60	13	18	31	72	3	1	1	2	4
2006-07	Spruce Grove	AJHL	50	10	33	43	103	10	3	5	8	31
2007-08	Princeton Univ.	ECAC	32	4	10	14	32	-	-	-	-	-
2008-09	Princeton Univ.	ECAC	35	3	12	15	50	-	-	-	-	-
2009-10	Princeton Univ.	ECAC	31	3	14	17	34	-	-	-	-	-
2010-11	Princeton Univ.	ECAC	29	10	12	22	38	-	-	-	-	-
2011-12	Oklahoma City	AHL	0	0	0	0	0	-	-	-	-	-
2012-13	Oklahoma City	AHL	70	8	19	27	30	17	3	3	6	6
2013-14	Edmonton	NHL	4	2	0	2	0	-	-	-	-	-
2013-14	Oklahoma City	AHL	65	10	28	38	51	3	0	1	1	4
NHL Totals			4	2	0	2	0	-	-	-	-	-

Signed by Edmonton as a free agent on March 8, 2011. Signed by San Jose as a free agent on July 2, 2014.



38 MICHEAL HALEY

POSITION: CENTER | **SHOOTS:** LEFT

HT: 5' 10" | **WT:** 205

BORN: 3/30/86 in Guelph, Ontario

Signed by San Jose as a free agent on July 10, 2014.

CAREER HIGHLIGHTS

First NHL game — April 10, 2010 at New Jersey (with NY Islanders)

First NHL assist — Feb. 24, 2011 at Philadelphia (with NY Islanders)

First NHL goal — Feb. 11, 2011 vs. Pittsburgh (with NY Islanders)

Most points, game — 1, 3 times, most recent, March 19, 2011 at Florida

Most goals, game — 1, 2 times, most recent, March 19, 2011 at Florida

Most assists, game — 1, Feb. 24, 2011 at Philadelphia (with NY Islanders)

Most consecutive games, point — 1, 3 times, most recent, March 19, 2011 at Florida

Most consecutive games, goal — 1, 2 times, most recent, March 19, 2011 at Florida

Most consecutive games, assist — 1, Feb. 24, 2011 at Philadelphia (with NY Islanders)

Most consecutive games played — 16, March 5, 2011 vs. St. Louis through April 8, 2011 vs. Pittsburgh

Best plus/minus — +1, 4 times, most recent, March 22, 2011 at Tampa Bay (with NY Islanders)

2013-14:

Hartford's alternate captain ranked 2nd on the team in PIM (131)...10th on the team in goals (7)...Recorded 11 fighting majors...Recorded his 100th career AHL point on Oct. 30 vs. his former team (Bridgeport).

CAREER:

2012-13: Split time between the NY Rangers and Connecticut (AHL)...Set career highs in AHL games played (69) and assists (13)...Ranked 1st on the team in PIM (170) and T-7th in goals (10)...Called up to NY Rangers during the playoffs on April 28...Loaned to Connecticut on March 30...Was called up and made his NY Ranger debut on March 5 vs. Philadelphia...**Playoffs:** Appeared in two games for the Rangers in the ECSF vs. Boston...Made his NHL playoff debut in Game 4 of the ECSF vs. Boston on May 23 and skated 7:56...**2011-12:** Split time between NY Islanders and Bridgeport (AHL)...Had second-most fighting majors (7) on NY Islanders...Set AHL career highs in goals (15) and points (25)...Led Bridgeport club in PIM (125) and T-4th on team in goals (15)...10th on Bridgeport in points (25)...Tallied first career hat trick 2/11 vs. Springfield...**Playoffs:** Appeared in

all three games for Bridgeport...**2010-11:** Recalled from Bridgeport by NY Islanders on Feb. 11 and remained in the NHL for the rest of the season...Finished season 5th on NY Islanders club in PIM (85) and 4th in major penalties (7)...Set NHL career highs in games played (27), points (3), goals (2) and assists (1)...Led Bridgeport squad in PIM (144)...Notched 11 points (7-4-11) in 12 games in December...**2009-10:** Led Bridgeport team in PIM (196, career high), ranking 13th in the AHL in that category...Made NHL debut for NY Islanders on April 10 vs. New Jersey...**2008-09:** Registered second-most PIM (99) on Bridgeport club...**2007-08:** Finished playoffs 2nd among Utah (ECHL) skaters in goals (7) and 4th in points (13)...Joined Bridgeport from Utah (ECHL) on Dec. 5, and scored a goal in AHL debut on Dec. 7 at Springfield...**2006-07:** Ranked 4th on Toronto St. Michael's (OHL) in points (54) and 2nd in goals (30)...Led the team with 174 PIM and ranked 9th in the OHL...Made professional debut on March 22 vs. Augusta and scored a goal with South Carolina (ECHL).

PERSONAL:

"Hales" lists these as his favorites: steak and potatoes (food); golf (off-ice activity); lacrosse (sport other than hockey); King of Queens, Bones and Sons of Anarchy (TV shows); Tragically Hip, Travis Tritt and Alan Jackson (bands); The Bahamas (vacation spot); Morton's (San Jose restaurant); Monopoly (board game)...Haley lists his celebrity friend as being former Shark Brad Staubitz...If he were not playing hockey he would be a firefighter...If he could hang out with one person in history it would be Chris Farley...Thinks that Kevin James would play him in a movie about his life...Hockey idol is Gordie Howe...His parents are the biggest influence on his career...His favorite hockey moment is his first goal...Chicago is his favorite road city...Thinks the New York Islanders have the best non-Sharks jersey in the League.

HALEY





CAREER STATISTICS

PLAYOFFS

SEASON	TEAM	LEAGUE	GP	G	A	TP	PIM	GP	G	A	TP	PIM
2002-03	Sarnia	OHL	43	3	3	6	32	6	0	0	0	2
2003-04	Sarnia	OHL	51	8	8	16	69	-	-	-	-	-
2004-05	Sarnia	OHL	61	14	16	30	122	-	-	-	-	-
2005-06	Sarnia	OHL	23	2	6	8	83	-	-	-	-	-
	Toronto St. Michael's	OHL	30	12	0	12	78	4	0	1	1	11
2006-07	Toronto St. Michael's	OHL	68	30	24	54	174	-	-	-	-	-
	South Carolina	ECHL	7	5	1	6	13	-	-	-	-	-
2007-08	Bridgeport	AHL	36	2	2	4	75	-	-	-	-	-
	Utah	ECHL	28	11	8	19	115	14	7	6	13	49
2008-09	Bridgeport	AHL	45	5	3	8	99	5	1	0	1	10
2009-10	NY Islanders	NHL	2	0	0	0	9	-	-	-	-	-
	Bridgeport	AHL	65	6	8	14	196	3	0	0	0	4
2010-11	NY Islanders	NHL	27	2	1	3	85	-	-	-	-	-
	Bridgeport	AHL	50	12	10	22	144	-	-	-	-	-
2011-12	NY Islanders	NHL	14	0	0	0	57	-	-	-	-	-
	Bridgeport	AHL	51	15	10	25	125	3	0	0	0	2
2012-13	NY Rangers	NHL	9	0	0	0	12	2	0	0	0	0
	Connecticut	AHL	69	10	13	23	170	-	-	-	-	-
2013-14	Hartford	AHL	53	7	11	18	131	-	-	-	-	-
	NHL Totals		52	2	1	3	163	2	0	0	0	0

Signed by San Jose as a free agent on July 10, 2014.



75 FREDDIE HAMILTON

POSITION: CENTER | **SHOOTS:** RIGHT

HT: 6' 1" | **WT:** 195

Born: 1/1/92 in Toronto, Ontario

Selected by San Jose in the 2010 NHL Entry Draft (5th round, 129th overall)

CAREER HIGHLIGHTS

First NHL game — Oct. 21, 2013 at Detroit

Most consecutive games played — 4, Oct. 21, 2013 at Detroit through Oct. 27, 2013 at Ottawa

Best plus/minus — Even, 8 times, most recent, Jan. 7, 2014 at Nashville

World Jr. Championship — Canada (2012)

2013-14:

Split time between San Jose and Worcester (AHL)...Led Worcester in goals (22), assists (21), and points (43) in 62 games with the club; set career highs in all three offensive categories...Was named Worcester's MVP...Played 11 games in San Jose during 2013-14, averaging 10:19 TOI and posting two PIM's and 13 shots...Recalled from Worcester on March 27...Recalled from Worcester Dec. 8...Had a five-game point streak (6-3=9) from Nov. 29 through Dec. 21...Played against his brother Dougie on Oct. 24 at Boston...Made NHL debut on Oct. 21 at Detroit and played 12:54...Recalled from Worcester on Oct. 20...Assigned to Worcester on Oct. 2.

CAREER:

2012-13: In his first professional season, was the only Worcester player to suit up in all 76 games...Led team in shorthanded goals (2) and game-winning goals (4)... Scored his first professional goal vs. Portland (Johnson) on Nov. 9...Recorded his first two professional points (0-2=2) at Portland on Oct.19...**2011-12:** Team's alternate captain... Amongst all OHL players, he was 7th in assists (51), T-7th in game-winning goals (6), 8th in points (86), T-8th in power play goals (12), T-9th in power play assists (21), 14th in plus/minus (+29), T-16th in goals (35) and T-17th in shorthanded goals (3)...CHL Player of the week on April 17...Participated in the 2011 SUBWAY Super Series where he posted five points (4-1=5) in two games vs. Russia...3rd in OHL playoff scoring, T-4th in assists, T-5th in power play assists and T-11th in goals...**World Jr.:** 4th on the team in points and T-2nd in assists...**2010-11:** 2nd on Niagara in points, 3rd in assists and goals...6th on the team in plus/minus (+25)...T-9th in OHL in game-winning goals... Had a 19-game point streak from Jan. 5-Feb. 18 with 30 points (14 goals)...T-2nd on the

team in playoff points...**World Jr.:** T-3rd on Team Canada in scoring...Selected as one of Team Canada's top players in the tournament...**2009-10:** 2nd on the team in goals and 3rd in points...**2008-09:** 2nd amongst team rookies in points during the regular and postseason.

PERSONAL:

"Hammer" lists these as his favorites: prime rib (food); ping pong (off-ice activity); basketball (favorite sport other than hockey); Scotland/England (favorite vacation spots)...His celebrity friend is professional hockey player Matt Nieto... Hockey idol is Mats Sundin...Biggest influence on his hockey career is his parents...Favorite hockey memory is playing in the World Junior Championships with his brother, Dougie...His brother plays for the Boston Bruins...His mother, Lynn, was a member of the 1984 Canadian Women's Olympic Basketball Team...His father, Doug, represented Canada's rowing team in the 1984 and 1988.

HAMILTON





CAREER STATISTICS

PLAYOFFS

SEASON	CLUB	LEAGUE	GP	G	A	PTS	PIM	GP	G	A	PTS	PIM
2008-09	Niagara	OHL	65	10	18	28	8	12	2	2	4	4
2009-10	Niagara	OHL	64	25	30	55	12	5	1	1	2	6
2010-11	Niagara	OHL	68	38	45	83	20	14	4	10	14	4
	Canada	U-18	6	1	5	6	0	-	-	-	-	-
2011-12	Niagara	OHL	61	35	51	86	31	20	7	17	24	9
	Canada	U-20	6	1	6	7	2	-	-	-	-	-
2012-13	Worcester	AHL	76	13	13	26	16	-	-	-	-	-
2013-14	San Jose	NHL	15	1	0	1	2	-	-	-	-	-
	Worcester	AHL	59	12	9	21	43	-	-	-	-	-
	NHL/Sharks Totals		15	1	0	1	2	-	-	-	-	-

Selected by San Jose in the 2010 NHL Entry Draft (5th round, 129th overall).



27 SCOTT HANNAN

POSITION: DEFENSE | **SHOOTS:** LEFT

HT: 6' 1" | **WT:** 215

BORN: 1/23/79 in Richmond, British Columbia

Acquired by San Jose from Nashville in exchange for a sixth round selection (171st overall) in the 2013 NHL Draft on April 3, 2013.

CAREER HIGHLIGHTS

First NHL game — Oct. 9, 1998 vs. Calgary (in Japan)

First NHL goal — Feb. 18, 2000 at Anaheim (Guy Hebert)

First NHL assist — Oct. 9, 1998 vs. Calgary (in Japan)

Most points, game — 3, Jan. 10, 2006 at Boston

Most goals, game — 1, 36 times, most recent, Nov. 23, 2013 vs. New Jersey (with San Jose)

Most assists, game — 2, 12 times, most recent, Feb. 05, 2014 vs. Dallas (with San Jose)

Most consecutive games, point — 3, 5 times, most recent, Oct. 24, 2009 vs. Detroit through Oct. 28, 2009 at Calgary (with Colorado)

Most consecutive games, goal — 1, 36 times, most recent, Nov. 23, 2013 vs. New Jersey (with San Jose)

Most consecutive games, assist — 3, 3 times, most recent, Oct. 24, 2009 vs. Detroit through Oct. 28, 2009 at Calgary (with Colorado)

Most consecutive games played — 163, Feb. 19, 2003 vs. N.Y. Islanders through Feb. 28, 2006 vs. Detroit

Best plus/minus — +4, 2 times, most recent, Dec. 9, 2008 vs. Los Angeles (with Colorado)

900th NHL game — March 20, 2012 at Colorado (with Calgary)

200th NHL point — Oct. 19, 2013 vs. Calgary (with San Jose)

"Sharks Player of the Month" Award — Feb. 2003, Oct. 2003

World Cup — Team Canada (2004)

World Championship — Team Canada (2005)

2013-14:

Finished 7th on the team in blocked shots (73)...Recorded two assists on Feb. 5 vs. Dallas...Added a shorthanded assist on Feb. 1 vs. Chicago...Fighting major on Jan. 9 vs. Detroit (Cleary)...Tallied an assist against his former team on Jan. 4 at Colorado...Scored his third goal of the season on Nov. 23 vs. New Jersey...Picked up his second goal of the season (his 200th NHL point) on Oct. 19 vs. Calgary...Scored a goal Oct. 15 at St. Louis...Compiled a plus-3 rating on Oct. 3 vs. Vancouver...**Playoffs:** Registered an assist in Game 4 of the WCFR at Los Angeles on April 24...Picked up an assist in Game 3 at Los Angeles on April 22...Set a new career-

high with a plus-3 rating in Game 2 vs. Los Angeles on April 20...His plus-3 rating was also a team-high (tied)

CAREER:

2012-13: Entering 2013-14, is T-2nd among active NHL defensemen in games played since 2000-01 (906)...Appeared in four games with San Jose posting two PIM and five shots...Played his first game since being re-acquired by the Sharks on April 16 vs. Los Angeles...Became only the 2nd player in team history to wear four different numbers (6, 22, 27, 43) - The only other player to wear four different numbers with the Sharks was Alexander Korolyuk, who also wore #27 at one point during his Sharks career...His 47 blocked shots were 4th on Nashville at the time of the trade...Acquired from Nashville in exchange for a sixth round selection in the 2013 NHL Draft...Had one assist in 29 games with Nashville...**Playoffs:** Finished 2nd amongst Sharks defensemen in points (4) and assists (4) in 11 games...3rd in blocked shots (23) and 2nd in average shorthanded time on ice per game (2:15).

2011-12: Played 75-or-more games for the 11th consecutive season (78)...Averaged more than 20 minutes of ice time for the 9th time in the last 10 seasons (20:21)...2nd on the Flames in both average shorthanded ice time (2:50) and blocked shots (126)...Suited up for his 900th career game on March 20 at Colorado...Notched his 500th career penalty minute on Dec. 16 at Florida...**2010-11:** Paced Washington in average shorthanded ice time (2:22) and 6th in blocked shots (86) after his acquisition from Colorado on Nov. 30...Scored lone goal as a Capital on March 3 vs. St. Louis...Appeared in the 2011 NHL Winter Classic vs. Pittsburgh on Jan. 1...Made Capitals debut on Dec. 2 at Dallas...Appeared in 23 games with Colorado before being traded to Washington for forward Tomas Fleischmann...**Playoffs:** 2nd on Washington in average time on ice per game (23:37)...T-5th in hits (15) and T-2nd in blocked shots (20)...Led the team in average shorthanded time on ice per game (4:07)...**2009-10:** 2nd on the Avalanche in both blocked shots (144) and average ice time (21:55), in addition to being among the League's Top 25 in average shorthanded ice time (3:16)...**Playoffs:** Paced the Avs

HANNAN





in plus/minus rating (+3) and 2nd in average ice time per game (22:32) in WCQF vs. San Jose...**2008-09:** Led Colorado in average ice time (22:22) and posted a career high in blocked shots (162)...**2007-08:** Appeared in all 82 games with Colorado, tying a career high set in 2003-04...Paced Colorado in blocked shots (153)...

Playoffs: 3rd on the team in blocked shots (17)...**2006-07:** Served as an alternate captain for San Jose from 2003-07...Notched a career high in assists (20) and tied a personal best in points (24)...Led the Sharks in average ice time (22:49) and blocked shots (140)...9th in the NHL in even-strength ice time (17:53)...**Playoffs:**



Paced San Jose in penalty minutes (33) and blocked shots (21)...**2005-06:** Posted a career-high 24 points (6-18-24) and tied a career high in goals...Led all NHL skaters in even-strength ice time (17:31)...Paced San Jose in average ice time with a career high (24:34)...His 100th career point was the game-winning goal on April 1 vs. Phoenix...**Playoffs:** Led the team in average ice time per game (25:15) and 2nd in blocked shots (18)...**2005:** Helped Canada earn a silver medal at the 2005 World Championships...**2003-04:** Won a gold medal with Team Canada at the 2004 World Cup of Hockey...Set a career high in goals and tied a personal best in plus/minus (+10)...Led the Sharks in average ice time (23:39)...**Playoffs:** Helped the Sharks reach the 2004 Western Conference Finals for the first time in franchise history, T-1st among San Jose blueliners in points (1-5-6) and led the team in average ice time (26:38)...**2002-03:** Established career highs in penalty minutes (61) and shots (114)...Paced the Sharks in average ice time (24:15) and ranked 2nd among club defensemen in points (3-19-22)...**2001-02:** Posted a personal best +10 rating for the second consecutive season...**Playoffs:** Registered two assists in 4-1 win in Game 3, April 22 at Phoenix, including helpers on San Jose's first goal and the game-winner...**2000-01:** Played his first full NHL campaign...**Playoffs:** Led the team in average ice time (25:09)...**1999-00:** 4th among rookie defensemen - and 2nd on the Sharks - in plus/minus rating (+7)...**Playoffs:** Recorded an assist in his NHL Playoff debut in Game 5 of the WCSF at Dallas on May 7...**1998-99:** Started the campaign with the Sharks - before returning to Kelowna

of the WHL - recording two assists in his NHL debut vs. Calgary on Oct. 9 in a game played at Yoyogi Arena in Japan...Named Kelowna's MVP, best defenseman and player of the year...Made his AHL debut with Kentucky April 16 vs. Cincinnati...**1997-98:** Invited to Canada's 1998 Junior Evaluation Camp.

PERSONAL:

"Hanner" lists these favorites: Pork chops (food); Surf and hang out with his buddies (offseason activity); Football (sport besides hockey); Shawshank Redemption, The Dark Knight and Man of Steel (movies); The Wire (TV show); Pearl Jam (band); Hawaii (vacation spot); Mama's Fishhouse in Maui (restaurant); Doug Lidster (hockey idol); Getting drafted and winning the World Cup (hockey moments); Chicago (road city); Chicago Blackhawks (non-Sharks jersey)...Has the hidden talent of being an excellent juggler...His first job was working construction with his step-dad at 15...Would be arguing with somebody ("Probably be a lawyer") if he wasn't playing hockey professionally...If he could hang out with one person in history it would be Nelson Mandela ("His book was phenomenal")...If faced with the situation of fighting one horse-sized duck or 100 duck-sized horses, he would want to fight 100 duck-sized horses...Biggest influence on his hockey career was his family...Names Sidney Crosby the most exciting player to watch in the NHL...In his hometown of Surrey, BC, Scott Hannan enjoys hanging out with his family.

CAREER STATISTICS

PLAYOFFS

SEASON	CLUB	LEAGUE	GP	G	A	PTS	PIM	GP	G	A	PTS	PIM
1995-96	Kelowna	WHL	69	4	5	9	76	6	0	1	1	4
1996-97	Kelowna	WHL	70	17	26	43	101	6	0	0	0	8
1997-98	Kelowna	WHL	47	10	30	40	70	7	2	7	9	14
1998-99	Kelowna	WHL	47	15	30	45	92	6	1	2	3	14
	San Jose	NHL	5	0	2	2	6	-	-	-	-	-
	Kentucky	AHL	2	0	0	0	2	12	0	2	2	10
1999-00	San Jose	NHL	30	1	2	3	10	1	0	1	1	0
	Kentucky	AHL	41	5	12	17	40	-	-	-	-	-
2000-01	San Jose	NHL	75	3	14	17	51	6	0	1	1	6
2001-02	San Jose	NHL	75	2	12	14	57	12	0	2	2	12
2002-03	San Jose	NHL	81	3	19	22	61	-	-	-	-	-
2003-04	San Jose	NHL	82	6	15	21	48	17	1	5	6	22
	Canada	World Cup	5	0	1	1	4	-	-	-	-	-
2004-05	Canada	World Ch.	9	0	0	0	8	-	-	-	-	-
2005-06	San Jose	NHL	81	6	18	24	58	11	0	1	1	6
2006-07	San Jose	NHL	79	4	20	24	38	11	0	2	2	33
2007-08	Colorado	NHL	82	2	19	21	55	9	0	1	1	4
2008-09	Colorado	NHL	81	1	9	10	26	-	-	-	-	-
2009-10	Colorado	NHL	81	2	14	16	40	6	0	0	0	4
2010-11	Colorado	NHL	23	0	6	6	6	-	-	-	-	-
	Washington	NHL	55	1	4	5	28	9	0	1	1	2
2011-12	Calgary	NHL	78	2	10	12	38	-	-	-	-	-
2012-13	Nashville	NHL	29	0	1	1	20	-	-	-	-	-
	San Jose	NHL	4	0	0	0	2	11	0	4	4	4
2013-14	San Jose	NHL	56	3	9	12	55	7	0	2	2	0
	Sharks Totals		568	28	111	139	386	76	1	18	19	83
	NHL Totals		997	36	174	210	599	100	1	20	21	93

Selected by San Jose in the first round (23rd overall) of the 1997 NHL Entry Draft. Signed by Colorado as a free agent, July 1, 2007. Acquired by Washington from Colorado in exchange for Tomas Fleischmann on Nov. 30, 2010. Signed by Calgary as a free agent, Aug. 13, 2011. Signed by Nashville as a free agent, Aug. 17, 2012. Acquired by San Jose from Nashville in exchange for a sixth round selection (171st overall) in the 2013 NHL Draft on April 3, 2013.



76 ERIAH HAYES (ee-RYE-uh)

POSITION: RIGHT WING | **SHOOTS:** RIGHT

HT: 6' 4" | **WT:** 210

Born: 7/7/88 in La Crescent, Minnesota

Signed by San Jose as a free agent on April 5, 2013.

 @EJHayes25

CAREER HIGHLIGHTS

First NHL game — Jan. 5, 2014 at Chicago

First NHL goal — Jan. 30, 2014 at Calgary

Most points, game — 1, Jan. 30, 2014 at Calgary

Most goals, game — 1, Jan. 30, 2014 at Calgary

Most consecutive games, point — 1, Jan. 30, 2014 at Calgary

Most consecutive games, goal — 1, Jan. 30, 2014 at Calgary

Most consecutive games played — 4, Oct. 21, 2013 at Detroit through Oct. 27, 2013 at Ottawa

Best plus/minus — +1, Jan. 23, 2014 vs. Winnipeg

2013-14:

Registered 19 points (11-8=19), 41 PIM's, and 157 shots in 57 games during his first full professional season with Worcester...Tied for the Worcester lead in game winning goals (4)...Led all Worcester rookies in goals (12) and 2nd in points...Recorded a three-game point streak (2-1=3) with Worcester from March 29 through April 4...Played 15 games in San Jose during 2013-14, scoring one goal, posting two PIM's, and averaging 7:50 TOI...Scored his first NHL goal on Jan. 30 at Calgary...Made NHL debut on Jan. 5 at Chicago...Recalled on Jan. 4.

CAREER:

2012-13: Made his professional debut with Worcester (AHL) on April 9 at Bridgeport...Scored first AHL goal on April 13 vs. Norfolk...Led Minnesota State, Mankato, in goals (20) and PIM (51) and 2nd on the team in points (36)...Set career highs in games played (41), goals, assists (16) and points...One of only three players in the nation to record at least 35 points and 50 PIM...Led the nation in shots (186), 2nd in power play goals (13) and T-13th in goals...Named to the All-WCHA Third All-Star and 2012-13 WCHA All-Academic teams...Four-year letterwinner served as a team captain as a senior...153 career games played ranks 2nd on Minnesota State, Mankato's all-time list...Teammates with Max Gaede from 2011-13...2011-12: Tied for the team lead in goals (13) and 3rd in points (24)...Led the Mavericks in shots (123) and PIM (83)...6th in the NCAA in

PIM...2010-11: 3rd on the team in points (22) and led the team in shots on goal (133)...2nd on the team in goals (11)...Named to the 2010-11 WCHA All-Academic Team...**2009-10:** T-5th on the team in goals (8) during his first collegiate season...3rd on the team with 85 shots on goal and T-2nd on the team in plus/minus (+5)...**2008-09:** 3rd on Waterloo in goals (27) and 4th in points (45)...**2007-08:** Tied for the team lead in goals (30) and 4th in points (56)...Named to the NAHL All-Rookie First All-Star Team.

PERSONAL:

"haysey" lists these as his favorites: steak (food); fishing (off-ice activity); football (sport other than hockey); Breaking Bad, Game of Thrones and Entourage (TV shows); Kings of Leon, G-Eazy, Eminem (bands); Las Vegas (vacation spot); The Grill (San Jose restaurant); Call of Duty (videogame)...If he wasn't playing hockey, he would be coaching...If he could hang out with one person in history it would be Bobby Orr...He cannot live without his Xbox 360...His hockey idol is David Backes...The biggest influence on his career is his parents...His favorite hockey moment is his first NHL goal...Chicago is his favorite road city.



HAYES





CAREER STATISTICS

PLAYOFFS

SEASON	CLUB	LEAGUE	GP	G	A	PTS	PIM	GP	G	A	PTS	PIM
2007-08	Topeka	NAHL	53	30	26	56	61	12	5	5	10	6
2008-09	Waterloo	USHL	59	27	18	45	81	3	1	0	1	4
2009-10	Minn. St. Univ. (Mankato)	WCHA	38	8	6	14	7	-	-	-	-	-
2010-11	Minn. St. Univ. (Mankato)	WCHA	38	11	11	22	2	-	-	-	-	-
2011-12	Minn. St. Univ. (Mankato)	WCHA	36	13	11	24	13	-	-	-	-	-
2012-13	Minn. St. Univ. (Mankato)	WCHA	41	20	16	36	1	-	-	-	-	-
	Worcester	AHL	7	3	1	4	1	-	-	-	-	-
2013-14	San Jose	NHL	15	1	0	1	2	-	-	-	-	-
	Worcester	AHL	59	12	9	21	43	-	-	-	-	-
	NHL/Sharks Totals		15	1	0	1	2	-	-	-	-	-

Signed by San Jose as a free agent on April 5, 2013



48 TOMAS HERTL

POSITION: CENTER | **SHOOTS:** LEFT

HT: 6' 2" | **WT:** 210

Born: 11/12/93 in Prague, Czech Republic

Selected by San Jose in the 2012 NHL Entry Draft (1st round, 17th overall).

 @TomasHertl48

CAREER HIGHLIGHTS

First NHL game — Oct. 3, 2013 vs. Vancouver

First NHL goal — Oct. 5, 2013 vs. Phoenix

First NHL assist — Oct. 3, 2013 vs. Vancouver

Most points, game — 4, Oct. 8, 2013 vs. NY Rangers

Most goals, game — 4, Oct. 8, 2013 vs. NY Rangers

Most assists, game — 1, 10 times, most recent, Dec. 17, 2013 at St. Louis

Most consecutive games, point — 3, 2 times, most recent, Nov. 5, 2013 vs. Buffalo through Nov. 10, 2013 at Winnipeg

Most consecutive games, goal — 2, 2 times, most recent, Nov. 14, 2013 at Vancouver through Nov. 15, 2013 at Edmonton

Most consecutive games, assist — 3, Nov. 5, 2013 vs. Buffalo through Nov. 10, 2013 at Winnipeg

Most consecutive games played — 35, Oct. 3, 2013 vs. Vancouver through Dec. 19, 2013 at Los Angeles

Best plus/minus — +3, Oct. 8, 2013 vs. NY Rangers

NHL Rookie of the Month — Oct. 2013

NHL Player of the Week — Oct. 6–13, 2013 (1st Star)

PlayStation "Sharks Rookie of the Year" — Co-winner 2013–14

World Championships — Czech Republic (2013, 2014)

World Jr. Championships — Czech Republic (2012, 2013)

2013-14:

6th on the team in goals (15)...Finished 8th amongst League rookies in goals...Was named a recipient of the PlayStation "Sharks Co-Rookies of the Year" with Matt Nieto...Finished 14th in voting for the Calder Trophy...Returned from injury on April 11 vs. Colorado...Missed 45 games due to injury...Underwent surgery for a knee injury on Dec. 31...At the time of his injury, he was 1st on the team in goals, 1st among all NHL rookies in goals and in points...Tallied a goal and an assist on Nov. 29 vs. St. Louis...Scored the game-tying goal with the extra attacker and 1:05 left in the third period on Nov. 14 at Vancouver...Recorded a goal and an assist on Nov. 10 at Winnipeg...Tallied his third multi-point game of the season (1-1=2) on Nov. 5 vs. Buffalo...Was named NHL Rookie of the Month for October...Scored three times within the first 76 seconds of a game:

Oct. 5 vs. PHX, Oct. 12 vs. OTT and Oct. 27 at OTT...Named NHL's First Star of the Week for week of Oct. 13 with 5 goals in 3 games...First NHL player to score seven goals in his first five games since Edmonton Oilers' Blair McDonald (1979-80)...Only player in Sharks history to score six goals in his first three games...Tied a franchise-record (Owen Nolan, 1995) for goals in a game with four on Oct. 8 vs. the NY Rangers...Fourth-youngest NHL player to score four goals in one game and the first since Jimmy Carson (LA Kings, 1988)...Scored his first two career NHL goals, including the game-winner, on Oct. 5 vs. Phoenix...Made his NHL debut and recorded his first career NHL point (assist) on Oct. 3 vs. Vancouver...Represented the Czech Republic at the 2014 World Championships and ranked T-3rd on the team in points (6) and 2nd in goals (3) in nine games...**Playoffs:** Finished his Stanley Cup Playoff debut T-3rd on the Sharks in points (2-3=5)...T-8th in the playoffs in rookie scoring in just seven games...Scored the game-tying goal in Game 3 of the WCFR at Los Angeles on April 22...Recorded a multi-point game (1-1=2) in Game 1 vs. Los Angeles on April 17, his NHL Playoff debut.

CAREER

2012-13: Finished the regular season T-18th in the Czech Extraliga in goals (18)...Led the team in goals (18), points (30) and T-4th in assists (12)...Competed for the Czech Republic at the 2013 IIHF World Championships and won the Karjala Cup in 2012...Advanced to the second round of the postseason, finishing T-2nd on his team in assists (5), 3rd in points (8) and T-3rd on his team in goals (3)...Served as alternate captain for the Czech Republic at the 2013 World Junior Championships...Finished T-2nd in points (5), 2nd in assists (3) and 4th in goals (2) on the team at the tournament...**2011-12:** In becoming Rookie of the Year, his 25 points (12-13=25) were the highest for a Junior player in the Czech league since Jiri Hudler nine seasons prior...T-1st in the VO2 MAX testing and 2nd in hand-eye coordination at the NHL Scouting Combine...Finished 3rd on the team in goals and 4th in points...**World Jr.:** Tied for the team lead in points and 3rd in goals...**2010-11:** Spent the majority of the season playing for the Slavia U-20



HERTL





team...Scored one goal in six games at the U-18 World Championship.

PERSONAL:

Tomas lists these as his favorites: steak and sushi (food); tennis and soccer (off-ice activity); tennis (sport other than hockey); Big Brother, Family Guy and How I Met Your Mother (TV shows); all kinds of music; Croatia (vacation spot); Aldo's (San Jose restaurant); Fifa and Assassin's Creed (video games)...If he wasn't playing hockey, he would be an architect...Thinks that Adam Sandler or Jim Carrey would play him in a movie about his life...His hockey idols are Jaromir Jagr and Evgeni

Malkin...His family is the biggest influence on his career... His favorite hockey moment is scoring four goals in a game against the Rangers...Chicago and New York City are his favorite road cities...Thinks that Chicago has the best non-Sharks jersey...Thinks that Jason Demers is his funniest teammate...Thinks that Brent Burns not only has the hardest shot on the team, but is also in the best shape...Thinks that Joe Pavelski chirps the most from the bench...Feels that although he is the hardest hitter on the team, Brent Burns is also the most likely to over pack for a road trip.

CAREER STATISTICS

PLAYOFFS

SEASON	CLUB	LEAGUE	GP	G	A	PTS	PIM	GP	G	A	PTS	PIM
2010-11	Slavia Praha	Czech	1	0	0	0	0	-	-	-	-	-
	Slavia Praha	Czech U-20	33	14	27	41	49	4	4	2	6	0
	Czech Republic	U-18	6	1	0	1	12	-	-	-	-	-
2011-12	Slavia Praha	Czech	38	12	13	25	22	12	3	0	3	6
	Slavia Praha	Czech U-20	-	-	-	-	-	3	2	0	2	2
	Czech Republic	U-20	6	3	2	5	0	-	-	-	-	-
2012-13	Slavia Praha	Czech	43	18	12	30	16	11	3	5	8	0
	Czech Republic	U-20	6	2	3	5	10	-	-	-	-	-
	Czech Republic	World Ch.	8	0	0	0	0	-	-	-	-	-
2013-14	San Jose	NHL	37	15	10	25	4	7	2	3	5	2
	Czech Republic	World Ch.	9	3	3	6	4	-	-	-	-	-
	NHL/Sharks Totals		37	15	10	25	4	7	2	3	5	2

Selected by San Jose in the 2012 NHL Entry Draft (1st round, 17th overall).



52 MATT IRWIN

POSITION: DEFENSE | **SHOOTS:** LEFT

HT: 6' 2" | **WT:** 210

BORN: 11/29/87 in Brentwood Bay, British Columbia

Signed by the San Jose Sharks as a free agent on March 23, 2010.

CAREER HIGHLIGHTS

First NHL game — Jan. 20, 2013 at Calgary

First NHL goal — Jan. 26, 2013 vs. Colorado (Semyon Varlamov)

First NHL assist — Jan. 24, 2013 vs. Phoenix

Most points, game — 2, 5 times, most recent, Jan. 25, 2014 vs. Minnesota

Most goals, game — 1, 8 times, most recent, Dec. 23, 2013 vs. Colorado

Most assists, game — 2, 2 times, most recent, Jan. 25, 2014 vs. Minnesota

Most consecutive games, point — 4, March 12, 2013 at St. Louis through March 18, 2013 at Anaheim

Most consecutive games, goal — 3, March 14, 2013 vs. Los Angeles through March 18, 2013 at Anaheim

Most consecutive games, assist — 3, Dec. 12, 2013 vs. Minnesota through Dec. 17, 2013 at St. Louis

Most consecutive games played — 24, Feb. 28, 2013 vs. Detroit through April 15, 2013 at Phoenix

Best plus/minus — +3, 2 times, most recent, Oct. 8, 2013 vs. NY Rangers

100th NHL game — April 12, 2014 at Phoenix

PlayStation "Sharks Rookie of the Year" — 2012-13

2013-14

2nd amongst Sharks defensemen in shots (147)...Set a career high for points (19)...Registered two assists on Jan. 25 vs. Minnesota...His assist on Jan. 18 at Tampa Bay set a new career high for points...Tallied a goal and an assist on Dec. 23 vs. Colorado...Scored his first goal of the season and added an assist on Dec. 17 at St. Louis...Posted his first career NHL fighting major (Roussel) on Oct. 17 at Dallas...Recorded his first assist of the season on Oct. 5 vs. Phoenix...**Playoffs:** Made his first appearance of the 2014 Stanley Cup Playoffs in Game 6 of the WCFR at Los Angeles on April 28...Netted the lone Sharks goal in Game 7 vs. Los Angeles on April 30, his first career playoff goal.

CAREER:

2012-13: Selected as this year's PlayStation "Sharks Rookie of the Year"...Tied for the League lead amongst rookie defensemen in power play goals (4) and 3rd in goals (6)...Signed a two-year contract extension on April 3... Had a four-game point streak

(3-1=4) from March 12 - 18...Had a three-game goal streak from March 14 - 18, tying the longest in franchise history for a defenseman...Had eight shots on net on March 10 at Colorado, which marked only the 10th time in Sharks history that a defenseman had eight or more shots on net in a game...Scored his first NHL goal on Jan. 26 vs. Colorado (Varlamov)...Registered his first career NHL point with an assist vs. Phoenix on Jan. 24...Made NHL debut on Jan. 20 at Calgary, playing 19:06 and was a +1...AHL: Had 15 points (1-14=15) in 35 games for Worcester...**Playoffs:** 6th on the team in blocked shots (13)...Recorded an assist (his first career NHL Playoff point) on the game-winning goal in Game 3 of the WCQF vs. Vancouver on May 5...Made NHL Playoff debut in Game 1 of the WCQF at Vancouver on May 1. **2011-12:** Finished 1st amongst AHL defensemen with nine power play goals and 209 shots...Amongst AHL defensemen, he was T-9th in points and goals...Represented the Sharks at the 2012 AHL All-Star Classic in Atlantic City...Finished 2nd on the team in points (42) and first with 24 power play points (9-15=24)...Spent Dec. 11 - 16 with San Jose and did not dress in three games...**2010-11:** Second amongst team defensemen in goals and points...T-8th amongst AHL rookie defensemen in points...Recorded 16 power play points and his six power play goals were T-2nd on team...Promoted to San Jose on Feb. 18, but didn't play...Had a four-game point streak (two goals and three assists) snapped on Dec. 18...Scored first professional goal vs. Rochester on Oct. 29 (Tyler Plante)...Recorded his first professional point (assist) at Norfolk on Oct. 16...**2009-10: AHL:** Appeared in three regular season contests and one playoff game for Worcester...**NCAA:** Second amongst team defensemen in points...**2008-09:** Finished the season with a goal in all three of the Hockey East Quarterfinal games...Scored his first collegiate goal against Boston University on Nov. 14...Eight PIM was the fewest for any UMass defenseman...**2007-08:** Led Nanaimo (BCHL) to their fourth consecutive Chevrolet Cup...Named to the BCHL All-Star Game and was honored as the Top Defenseman for the Coastal Conference for



IRWIN





the second year in a row, the Top Defenseman for the team and the Top Community Minded Player...**2006-07:** Named to the BCHL All-Star Team and was awarded the Best Two-Way Player for Nanaimo...**2005-06:** Named the team's Most Improved Player.

PERSONAL

"Matty" lists these favorites: Steak (food); Visiting his cabin (offseason activity); Baseball (sport other than hockey); Dumb and Dumber (movie); Modern Family (TV Show); Eric Church (musician); Puerto Vallarta (vacation spot); The Keg (restaurant); Trevor Linden (hockey idol); Sweeping Canucks in 2013 WQF's (hockey moment); Vancouver (road city); Chicago Blackhawks (non-Sharks jersey)...Has a hidden talent of

being an excellent billiards player...His first job was as a berry picker...If he was not a professional hockey player he would like to be a grocer...Says Jim Carrey would be the actor to play a movie about his life...Can't live without his phone...If faced with the situation of fighting one horse-sized duck or 100 duck-sized horses, he would want to fight one horse-sized duck...His mom and dad were the biggest influences on his hockey career...Thinks that Pavel Datsyuk is the most exciting player to watch in the NHL...Thinks that Al Stalock could have his own TV show called "Random Facts with Al"...In his hometown of Brentwood Bay, BC he likes to hang out at Horn Lake.

CAREER STATISTICS

PLAYOFFS

SEASON	CLUB	LEAGUE	GP	G	A	PTS	PIM	GP	G	A	PTS	PIM
2004-05	Nanaimo	BCHL	3	0	0	0	2	-	-	-	-	-
2005-06	Nanaimo	BCHL	56	3	6	9	41	-	-	-	-	-
2006-07	Nanaimo	BCHL	60	22	27	49	67	-	-	-	-	-
2007-08	Nanaimo	BCHL	59	16	37	53	40	-	-	-	-	-
2008-09	UMass-Amherst	HE	31	7	11	18	8	-	-	-	-	-
2009-10	UMass-Amherst	HE	36	7	17	24	16	-	-	-	-	-
	Worcester	AHL	3	0	0	0	2	1	0	0	0	0
2010-11	Worcester	AHL	72	10	21	31	43	-	-	-	-	-
2011-12	Worcester	AHL	71	11	31	42	48	-	-	-	-	-
2012-13	San Jose	NHL	38	6	6	12	10	11	0	1	1	4
	Worcester	AHL	35	1	14	15	26	-	-	-	-	-
2013-14	San Jose	NHL	62	2	17	19	35	2	1	0	1	0
NHL/Sharks Totals			100	8	23	31	45	13	1	1	2	4

Signed by San Jose as a free agent on March 23, 2010.



81 TYLER KENNEDY

POSITION: RIGHT WING | **SHOOTS:** Right

HT: 5' 11" | **WT:** 185

BORN: 7/15/86 in Sault Ste. Marie, Ontario

Acquired by San Jose from Pittsburgh in exchange for a second round selection (50th overall) in the 2013 NHL Draft, June 30, 2013.

CAREER HIGHLIGHTS

First NHL game — Oct. 27, 2007 vs. Montreal (with Pittsburgh)

First NHL goal — Nov. 3, 2007 at N.Y. Islanders (Rick DiPietro with Pittsburgh)

First NHL assist — Nov. 24, 2007 vs. Atlanta (with Pittsburgh)

Most points, game — 3, 4 times, most recent, Nov. 25, 2011 vs. Ottawa (with Pittsburgh)

Most goals, game — 2, 6 times, most recent, March 20, 2012 vs. Winnipeg (with Pittsburgh)

Most assists, game — 3, March 13, 2011 vs. Edmonton (with Pittsburgh)

Most consecutive games, point — 5, Dec. 17, 2011 vs. Buffalo through Dec. 29, 2011 vs. Philadelphia (with Pittsburgh)

Most consecutive games, goal — 2, March 21, 2011 at Detroit through March 24, 2011 at Philadelphia (with Pittsburgh)

Most consecutive games, assist — 4, April 4, 2009 at Carolina through April 9, 2009 vs. N.Y. Islanders (with Pittsburgh)

Most consecutive games played — 49, March 5, 2012 vs. Phoenix through March 19, 2013 vs. Washington (with Pittsburgh)

Best plus/minus — +3, 5 times, most recent, Feb. 20, 2013 vs. Philadelphia (with Pittsburgh)

300th NHL game — Jan. 17, 2012 vs. Carolina (with Pittsburgh)

400th NHL game — Dec. 5, 2013 at Pittsburgh (with San Jose)

100th NHL assist — Nov. 27, 2013 vs. Los Angeles (with San Jose)

Stanley Cup Champion — 2008-09 (with Pittsburgh)

2013-14:

8th on the team in shots (143)...Picked up an assist on April 1 vs. Edmonton...Fighting major on Jan. 9 vs. Detroit (Quincey)...Played in his 400th career NHL game against his former team on Dec. 5 at Pittsburgh...Recorded his 100th career NHL assist on Nov. 27 vs. Los Angeles...Scored a goal, registered a fighting major (Larsson) and eight shots on goal on Nov. 5 vs. Buffalo...Scored his first goal as a Shark just 0:09 seconds into the game on Oct. 17 at Dallas...Recorded an assist in his second consecutive game on Oct. 10 at Vancouver...Registered his first point as a Shark with a power play assist on Oct. 8 vs. the NY

Rangers...Made his San Jose debut and finished with a plus-2, 2 shots and 2 hits on Oct. 3 vs. Vancouver.

CAREER:

2012-13: 5th on the team in shots (100)...T-13th on the team in points (6-5=11)...T-9th on the team in goals (6) and T-12th in PIM (19)...T-9th amongst team forwards in power-play points (3) and T-6th amongst team forwards in points vs. the Atlantic Division (8)...Recorded his first fighting major of the season on March 26 against Gabriel Dumont of Montreal...Scored the overtime game-winning goal March 24 vs. Philadelphia...Collected a season high two points (1-1=2) on March 16 vs. N.Y. Rangers...Tied a career high with a +3 on Feb. 20 vs. Philadelphia...Tallied first assist of the campaign on Feb. 9 at New Jersey...Scored first goal of the season on Jan. 20 at N.Y. Rangers...**Playoffs:** Led the team with +6 rating in nine games played...T-4th on the team in shooting percentage (16.7%)...Ranked 9th on the team in points (2-3=5)...Recorded a three-game point streak (1-2=3) in the ECSF vs. Ottawa...Scored the game-winning goal in Game 5 of the ECQF vs. N.Y. Islanders. 2011-12: 10th on the team in points (33) and 8th in goals (11)...Recorded double digits in goals (11) for fifth straight season...Recorded 20 or more assists for the third time in career...Scored twice on March 20 vs. Winnipeg...Played in 300th career game Jan. 17 vs. Carolina...Posted a career-long five-game point streak Dec. 17-29 (2-5=7)...Tied a career high with three points (1-2=3) on Nov. 25 vs. Ottawa...Missed 12 games due to injury...**Playoffs:** 2nd on team with three goals (all scored at home) while totaling six points...**2010-11:** Recorded double digits in goals in first five seasons of his career, and topped 20 for the first time...Set career highs in games played (80), goals (21), assists (24), points (45) and power-play goals (7)...4th on the team in points (45), 3rd in goals (21), 4th in assists (24), 2nd in shots (234) and T-2nd in power-play goals (7)...Ended the regular season with a four-game point streak (2-2=4) from April 2-10...Tallied three assists on March 13 vs. Edmonton...Scored two goals on Feb. 23 vs.



KENNEDY



San Jose...Tallied his 100th career NHL point (assist) vs. Detroit on Jan. 18...Scored first Penguins goal at CONSOL Energy Center 44 seconds into third period on Oct. 7 vs. Philadelphia...**Playoffs:** T-4th on the team in points (3)...2nd on the team in goals (2) and 1st in shots (33)...Scored the game-winning goal in Game 3 of the ECQF vs. Tampa Bay...**2009-10:** T-7th on the team in goals (13)...4th on the team in plus/minus (+10)...T-4th on the team in game-winning goals (4)...5th on the team in shots (175)...Tallied the game-winning goal in three of Pittsburgh's first six games of the season...**Playoffs:** Appeared in 10 games...**2008-09:** 7th on the team in points (35), goals (15) and assists (20)...4th on the team in plus/minus (+15) and shots (171)...T-3rd on the team in game-winning goals (3)...2nd on the team in faceoff percentage (53.8%)...Potted the game-winning goal and added an assist Nov. 1 at St. Louis...Scored two goals in the first game of the season on Oct. 4 at Ottawa...**Playoffs:** Won the Stanley Cup with Pittsburgh...T-1st in the NHL in game-winning goals (3)...T-6th on the team with five goals...4th on the team in shots (68)...Scored the game-winning goal in Game 6 of the SCF vs. Detroit...Tallied three points (2-1=3) in the last four games of the SCF...Scored the game-winning goals in Game 4 and Game 1 of the ECQF vs. Philadelphia...**2007-08:** Led all Pittsburgh rookies in points (19) and goals (10)...T-3rd on the team in game-winning goals (4); T-2nd amongst League rookies...9th on the team in shots (104) despite playing in just 55 NHL games...Selected to play in YoungStars game at NHL All-Star Weekend, but could not play due to illness...Scored first career NHL goal (DiPietro) vs. N.Y. Islanders on Nov. 3, but had to wait for video replay to confirm...Made NHL debut on Oct. 27 vs. Montreal...Played in 10 games with Wilkes-Barre Scranton (AHL) and recorded 5-4=9...**Playoffs:** Appeared in all 20 playoff games (registering four assists) as Pittsburgh reached the SCF vs. Detroit...**2006-07:** 6th on Wilkes-Barre Scranton in points (12-25=37) in his first professional season...**2005-06:** Led Sault Ste. Marie in scoring (22-48=70) as 19-year-old...Teammates with fellow Sharks forward Andrew Desjardins from 2003-2006...**2004-05:** 2nd on the team in points (21-36=57)...**2003-04:** 4th on the team in points (16-26=42)...**2002-03:** Named Greyhounds rookie of the year posting 5-10=15.



PERSONAL:

"TK" lists these favorites: Cheeseburger (food); Ride his Seadoo (offseason activity); Football (sport besides hockey); Travis Pastrana (athlete); Shooter (movie); Shark Tank (TV show); Kings of Leon (band); Cottage in Sault Ste. Marie (vacation spot); Capital Grill (restaurant); Jeremy Stevenson (hockey idol); Winning Stanley Cup with Pittsburgh in 2009 (hockey moment); Toronto (road city); Chicago Blackhawks (non-Sharks jersey)...First job was cutting grass...Would be a gym teacher is he was not playing hockey professionally...If he could hang out with one person in history he would hang out with Travis Pastrana and all of his buddies...Says Mark Wahlberg would be the actor to star in a movie about his life...Can't live without his iPhone...Biggest influence on his hockey career was his family...Says the fastest skater in the NHL is Sidney Crosby...States the hardest hitter in the NHL is Raffi Torres...In his hometown of Sault Ste. Marie, he likes to hang out at his cottage, eat at Chummy's (greasy food), and attend the biggest annual festival in the town of Bonsoo.

CAREER STATISTICS

								PLAYOFFS				
SEASON	CLUB	LEAGUE	GP	G	A	PTS	PIM	GP	G	A	PTS	PIM
2001-02	Soo	NOBHL	34	22	27	49	-	-	-	-	-	-
2002-03	Sault Ste. Marie	OHL	61	5	10	15	33	4	0	0	0	0
2003-04	Sault Ste. Marie	OHL	63	16	26	42	28	-	-	-	-	-
2004-05	Sault Ste. Marie	OHL	61	21	36	57	37	4	1	3	4	4
2005-06	Sault Ste. Marie	OHL	64	22	48	70	60	4	1	2	3	2
2006-07	Wilkes-Barre Scranton	AHL	40	12	25	37	20	-	-	-	-	-
2007-08	Pittsburgh	NHL	55	10	9	19	35	20	0	4	4	13
	Wilkes-Barre Scranton	AHL	10	5	4	9	10	-	-	-	-	-
2008-09	Pittsburgh	NHL	67	15	20	35	30	24	5	4	9	4
2009-10	Pittsburgh	NHL	64	13	12	25	31	10	0	0	0	2
2010-11	Pittsburgh	NHL	80	21	24	45	37	7	2	1	3	2
2011-12	Pittsburgh	NHL	60	11	22	33	29	6	3	3	6	2
2012-13	Pittsburgh	NHL	46	6	5	11	19	9	2	3	5	2
2013-14	San Jose	NHL	67	4	13	17	34	-	-	-	-	-
	Sharks Totals		67	4	13	17	34	-	-	-	-	-
	NHL Totals		439	80	105	185	215	76	12	15	27	25

Selected by Pittsburgh in the 2004 NHL Entry Draft (4th round, 99th overall). Acquired by San Jose from Pittsburgh in exchange for a second round selection (50th overall) in the 2013 NHL Draft, June 30, 2013.



12 PATRICK MARLEAU

POSITION: LEFT WING | **SHOOTS:** LEFT

HT: 6' 2" | **WT:** 220

BORN: 9/15/79 in Aneroid, Saskatchewan

Selected by San Jose in the 1997 NHL Entry Draft (1st round, 2nd overall).

CAREER HIGHLIGHTS

First NHL game — Oct. 1, 1997 vs. Edmonton

First NHL goal — Oct. 19, 1997 at Phoenix (Nikolai Khabibulin)

First NHL assist — Oct. 11, 1997 vs. Boston

Most points, game — 4, 8 times, most recent, Oct. 27, 2010 vs. New Jersey

Most goals, game — 3, 4 times, most recent, Nov. 20, 2011 at Colorado

Most assists, game — 4, Feb. 10, 2006 vs. Dallas

Most consecutive games, point — 10, March 31, 2012 vs. Dallas through Jan. 29, 2013 vs. Anaheim

Most consecutive games, goal — 7, April 5, 2012 at Los Angeles through Jan. 27, 2013 vs. Vancouver

Most consecutive games, assist — 7, Dec. 2-18, 2005

Most consecutive games played — *378, April 9, 2009 vs. Phoenix through April 12, 2014 at Phoenix (*streak intact)

Best plus/minus — +4, two times, most recent, Oct. 27, 2010 vs. New Jersey

1,200th NHL game — Dec. 19, 2013 at Los Angeles

1,100th NHL game — March 6, 2012 vs. Edmonton

1,000th NHL game — Jan. 17, 2011 at Phoenix

100th NHL goal — Nov. 13, 2002 at Atlanta

400th NHL goal — March 10, 2013 at Colorado

100th NHL assist — Dec. 11, 2001 vs. Edmonton

400th NHL assist — March 14, 2011 at Chicago

900th NHL point — Jan. 4, 2014 at Colorado

NHL Hat Tricks — 4, Nov. 20, 2011 at Colorado; April 6, 2002 vs. Detroit; Nov. 9, 2006 at Los Angeles; Nov. 27, 2009 at Edmonton

NHL Offensive Player of the Week — Nov. 30-Dec. 4, 2005; Feb. 5-11, 2006

NHL Player of the Week — Oct. 13-20, 2013 (3rd Star), Jan. 20-27, 2013 (1st Star), Oct. 19-25, 2009 (3rd Star)

NHL Player of the Month — Jan. 2013 (2nd Star)

"Sharks Player of the Year" — 2003-04, 2008-09, 2009-10

"Sharks Player of the Month" — Nov. 2011, March 2011, Oct. 2009, Oct. 2008, Jan. 2007, Nov. 2005, Dec. 2003 (co-winner), Nov. 2002

PlayStation "Sharks Rookie of the Year" — Co-winner 1997-98

PlayStation "Three Stars of the Game" Award — 2003-04, 2008-09

"Sharks Fan Favorite Award" — 2012-13, 2011-12, 2010-11

NHL All-Star Game — 2009, 2007, 2004

Olympics — Canada, 2014 (gold medal), 2010 (gold medal)

World Cup — Team Canada (2004, DNP)

World Championships — Team Canada (1999, 2001, 2003, 2005)

2013-14:

2nd on the team in goals (33) and 3rd in points (70)...T-11th in the League in goals... Recorded his seventh 30-goal season... Played in every game during the regular season for the seventh time of his career (including each of the last five seasons)... Finished 3rd in voting for the Lady Byng Trophy and 7th amongst NHL LW for Post-Season All-Star Team... Scored a goal and registered an assist on April 11 vs. Colorado... Recorded a goal and an assist on March 25 at Edmonton... Scored his 30th goal on March 22 vs. Washington... Tallied two goals on March 13 at Columbus... Scored a shorthanded goal on March 6 vs. Pittsburgh... Tallied a goal and an assist on March 2 at New Jersey... Recorded two helpers on Feb. 27 at Philadelphia... Led Team Canada with 4 assists in 6 games played at the Olympics, earning a gold medal... Tallied a goal and two assists on Jan. 18 at Tampa Bay... Named to Team Canada for Olympics on Jan. 7... Recorded 1-2=3 on Jan. 4 at Colorado... Scored a goal in his 1,200th career NHL game on Dec. 19 at Los Angeles... Registered two assists on Dec. 17 at St. Louis... Recorded a goal and an assist on Dec. 10 vs. NY Islanders... Tallied 1-2=3 on Nov. 21 vs. Tampa Bay... Recorded a goal and an assist on Nov. 15 at Edmonton... Scored a goal and an assist on Oct. 5 vs. Calgary... Named NHL's 3rd Star of the Week for week of Oct. 20 with six points (3-3=6)... Scored a power play goal and recorded a game-high eight shots on goal on Oct. 5 vs. Phoenix... **Playoffs:** Led the team with seven points and three goals... Carried a four-game point streak from Game 1 to Game 4 (April 17-24) of the WCFR, recording three goals and four assists... Three of those four games were multi-point contests... Scored the



MARLEAU




game-winning overtime goal in Game 3 at Los Angeles on April 22

CAREER:

2012-13: Voted the winner of the RAM "Sharks Fan Favorite Award" for the third consecutive season...T-8th in the League in road goals (11)...2nd on the team in goals (17) and shots (150) and T-3rd in points (17-14=31)...Has a consecutive games played streak of 296 games intact (April 9, 2009 - present), which is the 2nd longest in Sharks history (Thornton - 379)...T-24th all-time in game-winning goals (79)...Had a five-game point streak (3-2=5) from March 10 - 18...Scored his 400th career NHL goal on March 10 at Colorado, becoming just the 30th player in history to score his first 400 goals with one team...Was named the NHL Second Star of the Month for January and was the NHL First Star of the Week for the week ending Jan. 27...Opened the season with a six-game point streak (9-5=14)...Opened the season with a five-game goal streak from Jan. 20 - Jan. 27...ELIAS: No Shark has ever begun a season with 13 points in the first five games. Both he and Joe Thornton reached that mark...ELIAS: Became the second player in the history of the NHL to open a season with four multi-goal games joining Cy Denneny of the 1917-18 Ottawa Senators...Alternate captain...

Playoffs: Tied for the team lead in goals (5) and T-4th in points (8)...T-4th in the League in goals after the first round (4)...Led the team in shots (41) and average ice time amongst Sharks forwards (21:17)...Scored the overtime, series-clinching goal in Game 4 of the WCQF vs. Vancouver; The goal, his 14th career NHL playoff game-winning goal, tied him for 10th place all-time in NHL history in playoff game-winning goals...Ranks 2nd amongst active NHL players in career playoff goals (57).

2011-12: Won the "Sharks Fan Favorite Award", as voted on by the fans, for the second consecutive season...Played in all 82 games for the third consecutive season...Reached the 30-goal mark for the fourth consecutive time and the sixth season overall...T-7th in the League in game-winning goals (8) and T-10th in road goals (18)...3rd on the team in goals (30) and points (30-34=64)...Led the team in game-winning goals (8) and 2nd in power play goals (10)...Played his 1,100th game on March 6 vs. Edmonton...Scored his 76th career game-winning goal on Feb. 23 at Toronto...Recorded his 800th and 801st points with a goal and an assist at Minnesota on Jan. 10...Named the Brocade "Sharks Player of the Month" for November...Recorded his fourth career regular season hat trick (3-0=3), which is second most in franchise history, on Nov. 20 at Colorado...**2010-11:** T-1st in the League in home goals (26), T-4th in game-winning goals (nine), 6th in goals, T-12th in power play goals (11), T-14th in even strength goals (24), 13th in shots (279) and T-15th in points...Led Sharks in scoring...Had 21 points (11 assists) in the last 13 games...Post All-Star Break (32 games), had 37 points (19 goals), seven game-winning goals and a plus-16...Set a franchise record with 12 shots vs. Dallas on March 31 and scored two goals...Became the first Shark to record three OT goals in a season on March 8 vs. Nashville...Scored his seventh regular season overtime goal on Feb. 22 at Pittsburgh...Scored the game-winning goal, his 20th of the season, Feb. 9 at Columbus. This marked the 10th time he's scored 20 goals...Played in his 1,000th NHL game (scored a goal) on Jan. 17 at Phoenix,



becoming the youngest player ever to reach that plateau with one organization...Tied his single-game career high with four points (three assists), the first of which (an assist) marked his 700th point, on Oct. 27 vs. New Jersey...**Playoffs:** Ended the postseason with a six-game point streak (eight, five goals)...T-9th in the League in goals...Scored a goal and had a fighting major in WCF Game 2 at Vancouver...Scored the series-clinching, game-winning goal in WCSF Game 7 vs. Detroit...Had the primary assist on two OT goals in WCQF vs. Los Angeles...Had two points (goals and assist), including the primary assist on the overtime winner, in WCQF Game 3 at Los Angeles...**2009-10:** The Sharks Foundation "Sharks Player of the Year"...His career-high 44 goals tied the second most ever scored by a Sharks player in a single season (Owen Nolan - 1999-00) and were fourth in the National Hockey League...Third in the NHL in road goals (21)...14th in the NHL in points, T-10th in game-winning goals (six), T-3rd in shorthanded goals (four) and T-13th in power play goals (12)...Became the third Sharks player in history to score 40 goals in a season (Jonathan Cheechoo and Nolan) with his tally March 11 vs. Nashville...Established a career high with his 39th goal on March 4 vs. Montreal...Became the fastest Sharks player to reach 30 goals in a season (47 games), surpassing Cheechoo's mark (50 games) from 2005-06...Scored two goals at Phoenix on Jan. 12 to reach the plateau, becoming the first player in the NHL this season to reach 30, the first time a Shark has ever reached 30 first in a season...Tied franchise record for the fastest 20 goals to start a season (32 games) on Dec. 9 vs. Los Angeles, equaling Nolan in 1999-00...Appeared in his 900th game on Dec. 1 vs. Ottawa and scored two goals...Posted a nine-game point streak (16, six goals and 10 assists) from Oct. 17-Nov. 4...Named NHL Third Star of the Week by recording nine points (three goals and six assists) in four games from Oct. 19-25...Became the fastest Shark to score 10 goals in franchise history (13 games)...Tied a franchise



PATRICK MARLEAU ALL-TIME ON THE SHARKS LEADER BOARD

(entering the 2014-15 season)

CAREER GAMES PLAYED

RANK	PLAYER	GP
1	Patrick Marleau	1247
2	Joe Thornton	675
3	Mike Rathje	671
4	Marc-Edouard Vlasic	600

GOALS

RANK	PLAYER	G
1	Patrick Marleau	437
2	Owen Nolan	206
3	Joe Pavelski	191
4	Joe Thornton	173

ASSISTS

RANK	PLAYER	A
1	Joe Thornton	567
2	Patrick Marleau	494
3	Owen Nolan	245
4	Joe Pavelski	224

POINTS

RANK	PLAYER	PTS
1	Patrick Marleau	931
2	Joe Thornton	740
3	Owen Nolan	451
4	Joe Pavelski	415

POWER PLAY GOALS

RANK	PLAYER	PPG
1	Patrick Marleau	135
2	Owen Nolan	75
3	Joe Pavelski	64
4	Jonathan Cheechoo	62

GAME-WINNING GOALS

RANK	PLAYER	GWG
1	Patrick Marleau	83
2	Jonathan Cheechoo	36
3	Joe Pavelski	30
4	Joe Thornton	28

record for quickest goal to start a third period (nine seconds) on Oct. 10 vs. Minnesota...**Playoffs:** Figured in the scoring on all but one of the team's goals in the WCF (six points, five goals), including back-to-back multi-goal games...The first player in NHL playoff history to have consecutive multi-goal games in which he's scored all of his teams' goals...Ended the postseason with an eight-game point streak (10 points, seven goals)...Scored the game-winning goal in the series-clinching WCSF Game 5...In his 100th career playoff game, scored the overtime game-winner in WCSF Game 3...Missed WCSF Game 1 (flu)...**Olympics:** Won a gold medal with Canada and tied the team high with 28 shots...**2008-09:** Selected as the "Sharks Player of the Year"...Winner of the 2008-09 PlayStation "Three Stars of the Game" Award...Sharks nominee for the King Clancy Memorial Trophy...Second on team in points and first in goals (T-11th in NHL)...T-3rd in the League in GW goals (10) and T-9th in home goals (20)...T-2nd in NHL with five SH goals...T-3rd in the NHL in SH points (seven)...Registered his 600th and 601st career points with two goals vs. Edmonton on Feb. 17...Named to the Western Conference All-Star Team, his third appearance (2007 and 2004) and tied for the game-high with three points (goal and two assists)...Surpassed Nolan's all-time franchise record for power play goals by scoring his 76th on Dec. 4 vs. Columbus...Played in his 800th game on Oct. 17 at Anaheim...**Playoffs:** Scored both game-winning goals for the Sharks...Tied for team lead in goals...Scored the game-winning goal in overtime in WCQF Game 5 vs. Anaheim...Scored the game-winning, power play goal in WCQF Game 3 at Anaheim...**2007-08:** Fourth on team in goals, fifth in assists and fourth in points...T-2nd on team in takeaways (44)...Scored the game-deciding goal in three consecutive games, including two game-winners (one in regulation and one in OT) and one shootout winner from March 3-9...Registered his 500th point with three assists on Nov. 15 at Phoenix...**Playoffs:** T-4th on Sharks in points, T-3rd in goals and T-5th in assists...Shorthanded goals in WCSF Games 3 and 4 at Dallas are the first time a player has scored a shorthanded goal in back-to-back playoff games in the same year since Brett Hull in 2002...**2006-07:** Sharks were 19-2-0 when he posted a multi-point game...2nd on team in points and 3rd in goals...T-19th in the NHL in PP goals (14), T-4th in game-winning goals (nine) and T-16th in PP points (37)...Played his 700th NHL game at Calgary on Feb. 24, becoming the eighth youngest player in NHL history to reach that mark (27 years, 162 days). Had it not been for the lockout, he would have been the youngest player in NHL history to accomplish the feat...Became the first Sharks player to record back-to-back 30-goal seasons...Snapped his 172 consecutive games played streak on Feb. 16 at Columbus (upper body injury)...The *San Jose Mercury News* "2006 South Bay Sports Person of the Year"...Selected to the Western Conference All-Star Team and scored the fourth goal for the West...Narrowly missed winning the Fastest Skater Competition in the SuperSkills event, posting a laptime of 14.08 seconds...Named the "Sharks Player of the Month" for January...Earned first fighting major since Jan. 4, 2003 on Jan. 13 at Phoenix...Named "The Hockey News Player of the Week" by posting seven points in two games during the week of Jan. 1-7...



Became the franchise leader in goals when he broke Nolan's mark (207) with his 20th at Los Angeles on Jan. 11...Surpassed Nolan's all-time points mark (451) with four vs. Detroit on Jan. 4...Recorded his 246th assist on Dec. 31 at Dallas, surpassing Nolan's franchise record (245)...Set a franchise record for games played (672), surpassing Mike Rathje on Dec. 12 at Los Angeles...Recorded his 200th goal on Nov. 22 vs. Los Angeles...Recorded second hat trick on Nov. 9 at Los Angeles...**Playoffs:** Surpassed the Sharks franchise record for career postseason games (Rathje — 71) by appearing in his 72nd in WCSF Game 5 at Detroit...Scored the game-tying and game-winning goals in the series-clinching Game 5 at Nashville...**2005-06:** Established single-season career highs in power play goals (20 — seventh in NHL)...44 power play points (20 goals and 24 assists) ranked 13th in the NHL...19th in NHL in points...Third on the Sharks in points and ice time for a forward (19:55)...Named NHL Offensive Player of the Week for Feb. 11...Set a career high and tied a franchise record by recording four assists against Dallas on Feb. 10...Set a career high with a seven-game assist streak (13, Dec. 2-18)...Set a Sharks franchise record for points by an individual player in a four-game span with 12 from Dec. 2 at Buffalo through Dec. 8 vs. Florida (matched by Thornton)...Named NHL Offensive Player of the Week, registering an NHL-high six points in three games, for the week ending Dec. 4...“Sharks Player of the Month” for November...**Playoffs:** At the time of elimination, led NHL in goals, T-1st in PP goals (four) and GWG (two) and T-3rd in points (13)...Registered at least one goal in five consecutive games (eight) from April 23-May 7...His seven goals and four power play goals in the WCQF are both franchise records in a single postseason series (PPG tied by Pavelski in 2010 vs. Detroit)...Led all NHL skaters during the CQF in goals (seven) and was T-1st in power play goals (four) and game-winning goals (two)...Registered his third career hat trick, including the game-winning goal, in WCQF Game 4 vs. Nashville, making him the franchise's all-time postseason scoring leader...**2004-05:** Selected to play for gold medal-winning Team Canada at the 2004 World Cup of Hockey (DNP) and the silver medal-winning team at the 2005 World Championships...Invited to Team Canada's Development Camp for the 2006 Winter Olympics...**2003-04:** Led Sharks in points and T-1st in goals...Recipient of the “Sharks Player of the Year” and PlayStation “Three Stars of the Game” Awards...Played 15:11 at All-Star Game...As part of the rotating captaincy plan, was named captain for the remainder of the season on Jan. 5...Named alternate captain for fourth 10-game segment (Dec. 17-Jan. 3)...Had consecutive games played streak snapped at 181, missing Jan. 17 at Colorado (ankle)...Surpassed 300 NHL points on Jan. 10 vs. Atlanta (goal and assist)...Played in his 500th NHL game on Nov. 26 vs. Chicago...**Playoffs:** T-14th NHL in points and T-3rd in PP goals (four — led Sharks)...First on team in goals, second in 12 points...Posted hat tricks in WCQF Game 2 vs. St. Louis and WCSF Game 1 vs. Colorado...**2002-03:** Helped Team Canada win gold medal at the 2003 IIHF Men's World Championships...First on team, third in tournament in plus/minus (plus-11)...T-1st on Sharks in goals, third in assists and points and fourth in shots (172)...Led Sharks in shooting percentage (16 percent)...One of six Sharks to appear in

all 82 games...Tallied first career shorthanded goal Dec. 6 vs. Columbus...Named “Sharks Player of the Month” for November...Scored his 100th NHL goal Nov. 13 at Atlanta...Scored penalty shot goal Nov. 11 vs. Dan Blackburn of the N.Y. Rangers...Appeared in 400th NHL game Oct. 19 vs. Colorado, becoming the youngest active NHL player (23 years, 34 days) to achieve the feat and the youngest player since Bob Carpenter played in his 400th on April 6, 1986 (22 years, 268 days old)...**2001-02:** T-4th on team in goals and T-2nd in shooting percentage (17 percent) and in game-winning goals (five)...Tallied first career hat trick on April 6 vs. Detroit...**Playoffs:** Posted points in nine of 12 games...Led team in shooting percentage (29 percent), goals, game-winning goals (three) and points...Posted points (10) in first eight playoff games, setting Sharks record for playoff point streak...**2000-01:** T-2nd on Team Canada in scoring at the World Championships...Led Sharks in goals, shooting percentage (17 percent), GWGs (six) and points...Played in his 300th NHL game on March 1 at Ottawa...**Playoffs:** Scored Sharks lone goal in WCQF Game 1 at St. Louis...**1999-00:** Co-recipient of the “Sharks Iron Man” Award...Recorded seven multi-point games...Collected his first “Gordie Howe Hat Trick” Dec. 10 vs. Atlanta...**1998-99:** Represented Canada at the World Championships...Led Sharks in shooting percentage (15.7 percent), second in GWG (fourth) and third in points and T-3rd in plus/minus (plus-10)...**Playoffs:** Posted first career points in Stanley Cup Playoffs (goal and an assist) in WCQF Game 4 at Colorado...**1997-98:** Co-winner of the PlayStation “Sharks Rookie of the Year” Award, along with Marco Sturm and Andrei Zyuzin...Named runner-up for NHL Rookie of the Month for March after scoring nine points in 15 games...The youngest player in the NHL, finishing season at 18 years, seven months...T-5th among NHL rookies in goal scoring, second in shooting percentage (14.4 percent), third in points and fourth in scoring...Posted first career GWG Feb. 4 at Edmonton...Posted first two-goal game of career Nov. 24 vs. Anaheim...Registered first NHL goal Oct. 19 at Phoenix, making him the second youngest player to score a regular season NHL goal since the end of World War II (according to Elias Sports Bureau, youngest was Chicago's Grant Mulvey, 18 years, 1 month and 2 days on Oct. 19, 1974)...Scored first preseason goal Sept. 14 vs. Los Angeles in San Diego, the day before he turned 18...**Playoffs:** Youngest active player during Stanley Cup Playoffs...**1996-97:** Youngest player drafted in 1997 NHL Entry Draft at 17 years, 9 months, 6 days...1997 Western Hockey League Western Conference Player of the Year...WHL's third leading scorer...Fourth in league in goals and assists...Named to WHL Western Conference First All-Star Team...Led WHL in SHG (nine).

PERSONAL:

“Patty” lists these favorite: Chocolate and pasta (favorite foods); Honesty (personal quality); Baseball (sport besides hockey); Mario Lemieux (hockey idol); Chicago (road city); Slap Shot (hockey movie); Big Brother, Homeland, Dexter, Revenge, The Mentalist (TV shows); Patrick Jane from The Mentalist (TV character); Nickelback (concert attended)...Refuses to eat salmon of any kind...hidden talent is juggling...he would want to play another sport if he didn't play hockey...if he could





have dinner with anyone in history it would be Grandpa Marleau ("I never met him")...Biggest influence on his hockey career is his father...Equipment he pays the most attention to are his sticks and skates...Favorite hockey moment was winning the Olympic Gold medal during the 2010 Olympics in Vancouver...Most exciting player to watch is Pavel Datsyuk...Fastest skater in the NHL is Marian Gaborik...Thinks the hardest hitter in the

NHL is Zdeno Chara...If you change change one rule he would make smaller equipment for goalies...Pleased to say that he can't name the best teammate he's had in his career ("The list is just too long")...Feels that the Thornton's are the best couple to go on double dates with...Prefers taking a wrist shot to a slap shot, and a body check to a poke check...Thinks Don Cherry has better suits than Don Draper.

CAREER STATISTICS

PLAYOFFS

SEASON	CLUB	LEAGUE	GP	G	A	PTS	PIM	GP	G	A	PTS	PIM
1995-96	Seattle	WHL	72	32	42	74	22	5	3	4	7	4
1996-97	Seattle	WHL	71	51	74	125	37	15	7	16	23	12
1997-98	San Jose	NHL	74	13	19	32	14	5	0	1	1	0
1998-99	San Jose	NHL	81	21	24	45	24	6	2	1	3	4
	Canada	World Ch.	7	1	2	3	0	-	-	-	-	-
1999-00	San Jose	NHL	81	17	23	40	36	5	1	1	2	2
2000-01	San Jose	NHL	81	25	27	52	22	6	2	0	2	4
	Canada	World Ch.	7	2	3	5	4	-	-	-	-	-
2001-02	San Jose	NHL	79	21	23	44	40	12	6	5	11	6
2002-03	San Jose	NHL	82	28	29	57	33	-	-	-	-	-
	Canada	World Ch.	9	0	4	4	4	-	-	-	-	-
2003-04	San Jose	NHL	80	28	29	57	24	17	8	4	12	6
	Canada	World Cup	-	-	-	-	-	-	-	-	-	-
2004-05	Canada	World Ch.	9	2	2	4	4	-	-	-	-	-
2005-06	San Jose	NHL	82	34	52	86	26	11	9	5	14	8
2006-07	San Jose	NHL	77	32	46	78	33	11	3	3	6	2
2007-08	San Jose	NHL	78	19	29	48	33	13	4	4	8	2
2008-09	San Jose	NHL	76	38	33	71	18	6	2	1	3	8
2009-10	San Jose	NHL	82	44	39	83	22	14	8	5	13	8
	Canada	Olympics	7	2	3	5	0	-	-	-	-	-
2010-11	San Jose	NHL	82	37	36	73	16	18	7	6	13	9
2011-12	San Jose	NHL	82	30	34	64	26	5	0	0	0	4
2012-13	San Jose	NHL	48	17	14	31	24	11	5	3	8	2
2013-14	San Jose	NHL	82	33	37	70	18	7	3	4	7	2
	Canada	Olympics	6	0	4	4	2	-	-	-	-	-
NHL/Sharks Totals			1247	437	494	931	409	147	60	43	103	67

Selected by San Jose in the 1997 NHL Entry Draft (1st round, 2nd overall).



25 TYE MCGINN

POSITION: LEFT WING | **SHOOTS:** LEFT

HT: 6' 2" | **WT:** 205

BORN: 7/29/90 in Fergus, Ontario

Acquired by San Jose from Philadelphia in exchange for a third round selection in the 2015 NHL Draft.

 @TyeMcGinn

CAREER HIGHLIGHTS

First NHL game — Jan. 22, 2013 at New Jersey (with Philadelphia)

First NHL assist — Jan. 26, 2013 at Florida (with Philadelphia)

First NHL goal — Jan. 26, 2013 at Florida (with Philadelphia)

Most points, game — 2, 2 times, most recent, Oct. 15, 2013 vs. Vancouver (with Philadelphia)

Most goals, game — 2, Oct. 15, 2013 vs. Vancouver (with Philadelphia)

Most assists, game — 1, 3 times, most recent, April 13, 2014 vs. Carolina (with Philadelphia)

Most consecutive games, point — 2, 2 times, most recent, Oct. 12, 2013 through Oct. 15, 2013 (with Philadelphia)

Most consecutive games, goal — 2, 2 times, most recent, April 13, 2014 vs. Carolina

Most consecutive games, assist — 1, 3 times, most recent, April 13, 2014 vs. Carolina

Most consecutive games played — 9, Feb. 1, 2013 at Washington through Feb. 16, 2013 at Montreal (with Philadelphia)

2013-14:

Equalled NHL career highs in games played (18) and points (5) and set a career high with four goals...Ranked 2nd amongst Flyers rookies in points...Ranked 3rd on Adirondack (AHL) in points (35) and 2nd in goals (20) as an alternate captain...Recorded a goal on April 8 at Florida...Scored three goals in his first two NHL games of the season from Oct. 12-15...With Adirondack, scored a goal in each of his last two games of the season on March 21-22...Had a six-game point streak (4 goals, 4 assists) from Feb. 28 - March 14...Recorded two goals (one game-winner) and two assists in two games from Feb. 2-4...Had a three-game goal streak (four goals) from Jan. 25-29...Scored a goal in the first game of the season on Oct. 5 at Hershey.

CAREER:

2012-13: Recalled on April 22 upon the end of Adirondack's season...Loaned to Adirondack April 10...Recalled from Adirondack on March 25...Loaned to Adirondack on March 11...Recorded his first NHL goal and multi-point game with one

goal and one assist on Jan. 26 at Florida...Recalled by the Flyers on Jan. 21 and made NHL debut on Jan. 22 at New Jersey...Appeared in 40 games for the Phantoms, recording 14 goals and 12 assists for 26 points...Set a Phantoms franchise record for fastest goal from the start of a game when he scored nine seconds after the opening faceoff vs. Portland on March 24...**2011-12:** Recorded two goals vs. Norfolk on Feb. 3...Recorded two goals at Norfolk on Dec. 2...Made Phantoms and professional debut Oct. 8 vs. Connecticut...**2010-11:** The alternate captain played his third and final season with the Gatineau Olympiques (QMJHL)...Was Gatineau's 2nd leading scorer (31-33-64) despite skating in only 42 games...2nd on the team in plus-minus (+30)...**2009-10:** Scored 27 goals and had 35 assists for Gatineau as the team's alternate captain...**2008-09:** Scored eight goals and earned 22 assists in his first season with Gatineau...**2007-08:** Posted three goals and eight assists for the Ottawa 67s of the OHL.

PERSONAL:

"Ginner" lists these as his favorites: sushi (food); golf (off-ice activity); baseball (sport other than hockey); Big Bang Theory, Two and a Half Men and Who's Line is it Anyway (TV shows); Eminem, Kenny Chesney and Drake (bands); Aruba (vacation spot); Call of Duty (videogame)...Would be a golfer if he wasn't playing hockey...If he could hang out with anyone it would be Eminem...Thinks that Ashton Kutcher would play him in a movie about his life...Hockey idol is Joe Sakic...His older brother Jamie, a former San Jose Shark, is his biggest hockey influence...Thinks that Colorado has the best non-Sharks jersey in the League.

McGINN



CAREER STATISTICS

PLAYOFFS

SEASON	TEAM	LEAGUE	GP	G	A	PTS	PIM	GP	G	A	PTS	PIM
2007-08	Ottawa	OHL	59	3	8	11	25	4	0	0	0	2
2008-09	Listowel	GOJHL	14	10	18	28	10					
	Gatineau	QMJHL	48	8	22	30	25	10	7	6	13	19
2009-10	Gatineau	QMJHL	50	27	35	62	50	10	2	5	7	12
2010-11	Gatineau	QMJHL	42	31	33	64	39	14	5	8	13	17
2011-12	Adirondack	AHL	63	12	6	18	45	-	-	-	-	-
2012-13	Philadelphia	NHL	18	3	2	5	19	-	-	-	-	-
	Adirondack	AHL	46	14	12	26	54	-	-	-	-	-
2013-14	Philadelphia	NHL	18	4	1	5	4	-	-	-	-	-
	Adirondack	AHL	54	20	15	35	62	-	-	-	-	-
NHL Totals			36	7	3	10	23	-	-	-	-	-

Selected by Philadelphia in the 2010 NHL Entry Draft (4th round, 119th overall). Acquired by San Jose from Philadelphia in exchange for a third round selection in the 2015 NHL Draft.





NIEMI



31 ANTTI NIEMI

POSITION: GOALTENDER | **CATCHES:** LEFT

HT: 6' 2" | **WT:** 210

Born: 8/29/83 in Vantaa, Finland

Signed by San Jose as a free agent on Sept. 2, 2010.

CAREER HIGHLIGHTS

First NHL game — Feb. 27, 2009 vs. Pittsburgh (with Chicago)

First NHL win — March 1, 2009 vs. Los Angeles (with Chicago)

First NHL shutout — Oct. 3, 2009 at Florida (with Chicago, in Finland)

Most shots faced, game — 47, Jan. 3, 2011 vs. Vancouver (with San Jose)

Most saves, game — 43, Jan. 3, 2011 vs. Vancouver (with San Jose)

Most consecutive wins — 8, Feb. 15, 2011 at Nashville through March 3, 2011 vs. Detroit (with San Jose)

Most consecutive games without a regulation loss — 9, 3 times, most recent, Oct. 3, 2013 vs. Vancouver through Oct. 21, 2013 at Detroit (8-0-1 with San Jose)

Most consecutive starts — 34, Jan. 15, 2011 vs. St. Louis through April 4, 2011 vs. Los Angeles (with San Jose)

Longest Shutout Streak — 154:46, Nov. 6, 2009 through Dec. 5, 2009 (with Chicago)

Career Shutouts - 27, most recent, March 16, 2014 at NY Rangers (with San Jose)

Stanley Cup Champion — 2009-10 (with Chicago)

Sharks Player of the Year — 2012-13, 2010-11
PlayStation Three Stars of the Game Award — 2012-13, 2010-11

NHL Player of the Month — Oct. 2013 (3rd Star), Feb. 2011 (2nd Star)

Sharks Player of the Month — Jan./Feb., 2013, March 2011, Feb. 2011

NHL Player of the Week — March 9-16, 2014 (3rd Star), March 24-31, 2013 (2nd Star), Feb. 14-20, 2011 (1st Star)

2013-14:

T-2nd in NHL in wins (39)...3rd in the League in minutes (3,740)...Made 30 saves for the win on April 12 at Phoenix...Stopped 26 shots on April 3 vs. Los Angeles...Named NHL's 3rd Star of the week on March 17...Set Sharks franchise record for most saves in a shutout win (41) on March 16 at NY Rangers...Recorded a 27-save shutout on March 8 vs. Montreal...Stopped 29 of 30 shots on Feb. 1 vs. Chicago...Named to Finland's Olympic roster on Jan. 7...Made 30 saves on Dec. 29 vs. Anaheim...Stopped 36 of 37 shots on Nov. 21 vs. Tampa Bay...Named the NHL's 3rd Star of the Month in October...Notched his second shutout of the season and the 25th of his career on

Oct. 26 at Montreal...Posted his first shutout of the season on Oct. 21 at Detroit...Picked up his 100th win as a Shark on Oct. 19 vs. Calgary...Recorded his second assist of the season on Oct. 17 at Dallas...Made 21 saves on 22 shots for the win on Oct. 3 vs. Vancouver...**Playoffs:** Posted three straight wins to start the playoffs...Stopped 28 shots, including five in overtime, to pick up the victory in Game 3 of the WCFR at Los Angeles on April 22.

CAREER:

2012-13: T-1st in the League in wins (24), 1st in minutes (2,581)...T-2nd in games played (43), T-7th in save percentage (.924), T-6th in shutouts (4) and 11th in goals-against average (2.16)...Set career highs in goals-against average and save percentage...Finished 3rd in voting for the Vezina Trophy...Selected as the Brocade "Sharks Player of the Year" and winner of the PlayStation "Three Stars of the Game" award...Posted the third-best single season goals-against average in Sharks history and the second-highest save percentage...Earned a 35-save shutout on April 15 at Phoenix...Posted a seven-game winning streak March 30 thru April 5, one game shy of tying his career-high of eight (Feb. 15, 2011 at Nashville through March 3, 2011 vs. Detroit (with San Jose)...Picked up his second assist as a Shark on April 7 vs. Dallas...NHL's Second Star of the Week from March 25 - 31...Registered back-to-back shutouts for the third time in his Sharks career on March 27 vs. Anaheim (4-0) and March 28 vs. Detroit (2-0)...Earned his 100th career win on Jan. 27 vs. Vancouver...Made 31 saves in season-opening win at Calgary on Jan. 20...During the work stoppage, he played for Pelicans Lahti in Finland...**Playoffs:** 3rd in the League in goals-against average (1.87), 6th in save percentage (.930) and T-4th in wins (7)...Set career bests in goals-against average and save percentage...Had the lowest goals-against average and the highest save percentage amongst goaltenders that did not record at least one shutout. **2011-12:** T-5th in the League in shutouts (6) and 9th in wins (34)...7th in the League in minutes (3,936)...Appeared in a career-high 68 games...Had a 22-save shutout vs. Dallas on March 31...



Earned a 1-0 shutout with 26 saves on Feb. 28 vs. Philadelphia...Posted back-to-back shutouts on Jan. 24 at Calgary and Jan. 31 vs. Columbus, his third and fourth shutouts of the year...His 34 saves were a personal best in a shutout, and they were the most saves by a Sharks goalie in a 1-0 win in franchise history, on Nov. 23 vs. Chicago...Earned first win of the season, and stopped two out of three shooters in the shootout, on Oct. 21 at New Jersey...**Playoffs:** Had a 2.45 goals-against average in five games...**2010-11:** Sharks Foundation "Sharks Player of the Year" and PlayStation Three Stars of the Game Award...T-9th in wins, T-6th in shutouts and T-11th in goals-against average...Started 34 consecutive games from Jan. 15-April 4, going 25-4-4 with a 2.05 goals-against average (69 GA/2,017 minutes) and a .929 save percentage (898/967), the second longest games started streak in franchise history...Signed a four-year contract extension on March 1 and won 2-1 in a shootout vs. Colorado that night...In February, named NHL Second Star of the Month and Sharks Foundation "Player of the Month"...Named NHL's "First Star" of the week for Feb. 20, posting a 3-0-0 record with a 0.98 goals-against average and a .963 save percentage...Did not lose in regulation over 10 consecutive starts (8-0-1) Jan. 15-Feb. 9...With his win at Chicago on Dec. 30,

became just the third player in NHL history to defeat the team he won a Stanley Cup with three times the following season...Posted back-to-back shutouts Feb. 5 at Boston and Feb. 8 at Boston...Earned his first shutout as a Shark, which marked the 100th in franchise history, with 28 saves at Ottawa on Dec. 2...Made his first start as a Shark and earned a victory with a 30-save performance on Oct. 8 vs. Columbus in Stockholm...Lone assist was the first point recorded by a Shark goaltender since April 4, 2009 (86 games) vs. Anaheim by Evgeni Nabokov...**Playoffs:** Made 30-plus saves in five of his eight wins...Stopped 38 shots in WCSF Game 7 vs. Detroit...Made 33 saves in WCQF Game 1 overtime win vs. Los Angeles...**2009-10:** Posted a .912 save percentage in his first full National Hockey League season...Led the Western Conference and ranked fourth in the NHL in goals-against average...T-3rd in the NHL in shutouts...Combined with Cristobal Huet for a league-high 11 team shutouts...Had 30-or-more saves eight times...T-5th in the NHL with six shootout victories (6-2)...Posted an .812 save percentage in the shootout, best in the NHL among netminders who faced at least 16 attempts...Turned aside all 10 shootout attempts he faced at home during the season, winning all three games...Earned his first NHL shutout by stopping 23





shots in a 4-0 win over Florida on Oct. 3 as part of NHL Premiere 2009 in his native Finland...**Playoffs:** Started all 22 games and won the Stanley Cup...Among playoff goaltenders: 2nd in shutouts, 5th in save percentage (.910) and 6th in goals-against average...His 44 saves at San Jose on May 16 marked his playoff career high for saves in regulation...Matched his career high for saves in an overtime victory vs. San Jose on May 21...**2008-09:** Made his NHL debut by relieving Huet after two periods on Feb. 27 vs. Pittsburgh. Chicago trailed 4-3 after two periods and lost in overtime...Made his first career start on March 1 vs. Los Angeles and stopped 22 shots for his first NHL win...10th in the AHL in goals-against average...2nd on team in wins and save percentage (.913)...Tied for team lead in shutouts...**2007-08:** Finished T-3rd in the league in shutouts and 3rd in wins...**2006-07:** Among league leaders: 10th in goals-against average, T-6th in wins, 9th in save percentage (.918) and T-4th in shutouts...**2005-06:** T-1st amongst rookie goalies in wins and 1st in shutouts.

PERSONAL:

"Neemo" and "Rico" lists these favorites: Jason Aldean (musician); Consistency (personal quality); Pasta (food); Soccer (sport other than hockey); Kevin James (actor); South Park (TV show); Vancouver (NHL road city)... hockey idol is Arturs Irbe...thinks Claude Giroux is most exciting player to watch in NHL...biggest influence on his career is Janne Cesch, his goalie coach at 9 years old...Would remove the trapezoid if he could change one rule in NHL...favorite hockey moment was winning the Stanley Cup with Chicago in 2010...equipment he pays the most attention to is his glove...Calgary has the worst visiting team locker room...thinks Zdeno Chara has the hardest shot in the NHL...funniest teammate is Joe Pavelski...Jordan Henry is the best teammate he's ever had...would be a zamboni driver if he was not playing in the NHL.

CAREER STATISTICS

PLAYOFFS

SEASON	CLUB	LEAGUE	GP	W	L	OT	MINS	GA	SO	GAA	GP	W	L	MINS	GA	SO	GAA
2005-06	Lahti	FNL	40	12	17	8	-	103	3	2.73	-	-	-	-	-	-	-
2006-07	Lahti	FNL	48	18	21	7	-	119	3	2.57	6	2	4	-	9	1	1.46
2007-08	Lahti	FNL	49	26	14	6	-	109	4	2.35	6	2	3	-	21	0	3.85
2008-09	Chicago	NHL	3	1	1	-	141	1	0	3.40	-	-	-	-	-	-	-
	Rockford	AHL	38	18	14	3	2095	85	2	2.43	2	0	2	115	7	0	3.65
2009-10	Chicago	NHL	39	26	7	4	2190	82	7	2.25	22	16	6	1322	58	2	2.63
2010-11	San Jose	NHL	60	35	18	6	3524	140	6	2.38	18	8	9	1044	56	0	3.22
2011-12	San Jose	NHL	68	34	22	6	3936	159	6	2.42	5	1	4	318	13	0	2.45
2012-13	San Jose	NHL	43	24	12	6	2581	93	4	2.16	11	7	4	673	21	0	1.87
	Lahti	FNL	10	3	2	2	-	-	-	3.11	-	-	-	-	-	-	-
2013-14	San Jose	NHL	64	39	17	7	3740	149	4	2.39	6	3	3	305	19	0	3.74
	Sharks Totals		235	132	69	28	13781	541	20	2.36	40	19	20	2340	109	0	2.79
	NHL Totals		277	159	77	33	16112	631	27	2.35	62	35	26	3662	167	2	2.74

Signed as a free agent by Chicago on May 5, 2008. Signed as a free agent by San Jose on Sept. 2, 2010.



83 MATT NIETO

POSITION: LEFT WING | **SHOOTS:** LEFT

HT: 5' 11" | **WT:** 190

BORN: 11/5/92 in Long Beach, California

Selected by San Jose in the 2011 NHL Entry Draft (2nd round, 47th overall).

 @Matt_Nieto

CAREER HIGHLIGHTS

First NHL game — Oct. 3, 2013 vs. Vancouver

First NHL goal — Oct. 8, 2013 vs. NY Rangers

First NHL assist — Oct. 8, 2013 vs. NY Rangers

Most points, game — 3, Oct. 8, 2013 vs. NY Rangers

Most goals, game — 2, Feb. 3, 2014 vs. Philadelphia

Most assists, game — 2, Oct. 8, 2013 vs. NY Rangers

Most consecutive games, point — 4, March 8, 2014 vs. Montreal through March 14, 2014 at NY Islanders

Most consecutive games, goal — 2, 2 times, most recent, March 13, 2014 at Columbus through March 14, 2014 at NY Islanders

Most consecutive games, assist — 3, Jan. 4, 2014 at Colorado through Jan. 7, 2014 at Nashville

Most consecutive games played — 23, Dec. 21, 2013 vs. Dallas through Feb. 5, 2014 vs. Dallas

Best plus/minus — +2, 2 times, most recent, March 8, 2014 vs. Montreal

PlayStation "Sharks Rookie of the Year" — Co-winner, 2013-14

2013-14:

4th amongst Sharks forwards in blocked shots (45)...Was named a recipient of the PlayStation "Sharks Co-Rookies of the Year" with Tomas Hertl...Recorded 3-2=5 during career-high four-game point streak from March 8-14...Registered a goal and an assist on March 8 vs. Montreal...Scored the game-winning goal on March 2 at New Jersey...Recorded his first two-goal game on Feb. 3 vs. Philadelphia...Posted three-game assist streak to Jan. 4 at Colorado thru Jan. 7 at Nashville...Recorded two goals and three assists in two games with Worcester...Recalled from Worcester on Dec. 8...Returned to the lineup and tallied an assist on Nov. 2 vs. Phoenix...Missed two games due to injury...Tallied his 2nd career goal on Oct. 17 at Dallas...Added an assist on 10/12 vs. Ottawa...Scored his first NHL goal and added two assists (including his first NHL point) on Oct. 8 vs. the NY Rangers...Made his NHL debut on Oct. 3 vs. Vancouver...**Playoffs:** Finished the 2014 Stanley Cup Playoffs T-3rd on the Sharks with five

points (2-3=5)...Recorded his first career playoff goal in Game 3 at Los Angeles on April 22...Picked up his first career multi-point playoff game (two assists) in Game 2 vs. Los Angeles on April 20...Recorded his first career playoff point (assist) in his NHL playoff debut in Game 1 vs. Los Angeles on April 17

CAREER:

2012-13: Opened his AHL career with a three-game point streak (1-2=3)...Scored his first professional goal on April 4 vs. Bridgeport...Made professional debut with Worcester (AHL) on April 2 vs. Bridgeport and tallied first professional assist...Led Boston University in goals (18, career high) and 2nd in points (37) behind fellow Sharks prospect Danny O'Regan...Finished 2nd in Hockey East in conference goals scored (15) and T-9th in conference points (30)...Helped BU reach the Hockey East Championship...**2011-12:** Named an Honorable Mention All-Star by Hockey East...Co-recipient of the Friends Albert Sidd Unsung Hero Award...T-27th in NCAA in points, T-25th in assists...2nd on team in points and plus/minus, T-2nd in goals, 4th in assists...Scored two goals in the Hockey East Semifinal loss to Maine on March 16, his first-career two-goal game...Scored GWG in Hockey East Quarterfinal win over New Hampshire on March 10...**2010-11:** 4th amongst Hockey East freshmen in goals...21 of his points (nine goals and 12 assists) came in the last 27 games...T-3rd on the team in goals and 7th in points...Second youngest player on BU...**2009-10:** Won his second U-18 World Championship with the United States...Led his team in goals, points and plus/minus (+20)...**2008-09:** Won his first U-18 World Championship with the United States...Led his team in NAHL play in points (35) and plus/minus (+26) in 38 games...Totaled another 14 points (six goals) in 13 games of Independent play with the US National Development Team...**Other:** First California-born player selected by San Jose in the NHL Entry Draft...Played high school hockey at Salisbury Prep (Conn.)...Played for the LA Selects.



NIETO





PERSONAL:

"Nietzy" lists these as his favorites: chicken parmesan (food); video games (off-ice activity); boxing (sport other than hockey); Prison Break, Revenge and Friday Night Lights (TV shows); Avicii, Snoop Dogg and Sublime (bands); The Bahamas (vacation spot); Alexander's Steakhouse (San Jose restaurant)...Would be a rapper if he wasn't playing hockey...Would like to hang out with Albert Einstein if he could spend time with anyone from history...Thinks that Matt Damon would play him in a movie about his life...Names Paul

Kariya as his hockey idol and his grandpa as his biggest influence on his career...His favorite hockey moment is winning the World Junior Championships...Thinks that while Joe Thornton is his funniest teammate, Jason Demers THINKS he is the funniest...Thinks that Adam Burish has the best style on the team...Believes that Scott Hannan would make the best coach and the best politician...Names Logan Couture as the best teammate to double date with...Says that Brent Burns is the most likely to over pack for the road.

CAREER STATISTICS

PLAYOFFS

SEASON	CLUB	LEAGUE	GP	G	A	PTS	PIM	GP	G	A	PTS	PIM
2008-09	U.S. Nat. Under-18	USND/NAHL	51	17	32	49	28	-	-	-	-	-
	USA	U-18	7	4	0	4	12	-	-	-	-	-
2009-10	U.S. Nat. Dev.	USND/USHL	24	15	14	29	19	-	-	-	-	-
	USA	U-18	7	1	3	4	4	-	-	-	-	-
2010-11	Boston University	HE	39	10	13	23	16	-	-	-	-	-
2011-12	Boston University	HE	37	16	26	42	26	-	-	-	-	-
2012-13	Worcester	AHL	11	2	4	6	0	-	-	-	-	-
	Boston University	HE	39	18	19	37	24	-	-	-	-	-
2013-14	San Jose	NHL	66	10	14	24	16	7	2	3	5	0
	Worcester	AHL	11	2	4	6	0	-	-	-	-	-
	NHL/Sharks Totals		66	10	14	24	16	7	2	3	5	0

Selected by San Jose in the 2011 NHL Entry Draft (2nd round, 47th overall).



8 JOE PAVELSKI

POSITION: CENTER | **SHOOTS:** RIGHT

HT: 5' 11" | **WT:** 190

BORN: 7/11/84 in Plover, Wisconsin

Selected by San Jose in the 2003 NHL Entry Draft (7th round, 205th overall).

CAREER HIGHLIGHTS

First NHL game — Nov. 22, 2006 vs. Los Angeles

First NHL goal — Nov. 22, 2006 vs. Los Angeles (Mathieu Garon)

First NHL assist — Dec. 9, 2006 vs. Nashville

Most points, game — 4, 6 times, most recent, March 25, 2014 at Edmonton

Most goals, game — 3, 3 times, most recent, March 25, 2014 at Edmonton

Most assists, game — 4, March 15, 2011 at Dallas

Most consecutive games, point — 10, March 14, 2011 at Chicago through April 4, 2011 vs. Los Angeles

Most consecutive games, goal — 4, 2 times, most recent, Jan. 16, 2014 at Florida through Jan. 23 vs. Winnipeg

Most consecutive games, assist — 5, March 14, 2011 at Chicago through March 23, 2011 vs. Calgary

Most consecutive games played — 250*, Jan. 13, 2011 at Chicago through April 12, 2014 at Phoenix (*streak intact entering 2014-15)

400th NHL point — March 11, 2014 vs. Toronto

100th NHL goal — March 24, 2011 at Los Angeles

200th NHL assist — Nov. 14, 2013 at Vancouver

500th NHL game — Nov. 17, 2013 at Chicago

Best plus/minus — +4, March 21, 2009 vs. Dallas

Olympics — USA, 2014, 2010 (silver medal)

World Championships — USA (2009)

NHL Player of the Month — Jan. 2014 (3rd star)

PlayStation Three Stars of the Game Award — 2011-12

Brocade "Sharks Player of the Year" — 2013-14


Ram Trucks "Fan Favorite" — 2013-14

Brocade "Sharks Player of the Month" — Jan. 2014, Dec. 2013, Oct. 2011, Feb. 2009

NHL Player of the Week — March 14–20, 2011 (1st Star)

2013-14:

Had 48 points (28-20=48) in his last 47 games...Set a career high for goals and points...1st on the team in points, 2nd in assists and 1st in goals...3rd in the League in goals, T-8th in points and T-7th amongst League forwards in blocked shots (68)... Was named the Brocade "Sharks Player of the Year" as well as the Ram Trucks "Sharks Fan Favorite" award winner...Named to the NHL's Post-Season Second All-Star Team (LW) and finished 7th in the League in voting for the Hart Trophy...Finished 8th in the League in voting for the Selke Trophy... Scored his 40th and 41st goals of the season on April 12 at Phoenix, becoming just the fourth Sharks player to score 40 goals in a single season (Cheechoo, Marleau, Nolan)... Recorded third hat trick of the season and added an assist on March 25 at Edmonton... Registered two goals and an assist on March 11 vs. Toronto, including his 400th career point...Tallied three assists on March 6 vs. Pittsburgh...Scored second career hat trick and set a career high (32 goals in a season) on Feb. 27 at Philadelphia...Recorded 1-4=5 in 6 Olympic games for USA...Recorded a shorthanded goal on Feb. 1 vs. Chicago... Named NHL's Third Star for month of Jan... Scored the game-winning goal for a third consecutive game on Jan. 23 vs. Winnipeg... Potted two goals on Jan. 20 vs. Calgary... Scored his first career hat trick (a natural hat trick) in a 5-4 win at Tampa Bay on Jan. 18...Tallied two goals on Jan. 9 vs. Detroit...Scored a goal and an assist on Jan. 2 vs. Edmonton...Named to Team USA for 2014 Winter Olympics on Jan. 1...Recorded a goal and an assist on Dec. 27 at Phoenix...Tied the game with the extra attacker on Dec. 23 vs. Colorado...Scored twice on Dec. 12 vs. Minnesota... Recorded two assists on Nov. 29 vs. St. Louis... Played in his 500th career game on Nov. 17 at Chicago...Tallied his 200th career assist on Nov. 14 at Vancouver...Extended point streak to four games (3-2=5) with an assist on Nov. 5 vs. Buffalo... Tallied a goal and an assist on Nov. 2 vs. Phoenix...Tied a career-high for points (4) on Oct. 19 vs. Calgary...Scored first goal of the season on Oct. 15 at St. Louis...Recorded



PAVELSKI





three assists on Oct. 8 vs. the NY Rangers ...Tallied two assists on Oct. 5 vs. Phoenix...**Playoffs:** T-2nd on the team in points (6) and goals (2)...Recorded a four-game point streak (2-4=6) from Game 1 to Game 4 (April 17-24) of the WCFR against Los Angeles...Assisted on the game-winning goal in Game 3 at Los Angeles on April 22...Led all skaters with three points (1-2=3) in Game 2 vs. Los Angeles on April 20

CAREER:

2012-13: T-4th in the League in home goals (13)...T-6th in the League in game-winning goals (5) and T-11th in takeaways (38)...T-9th amongst League forwards in blocked shots (44)...T-3rd on team in points (16-15=31) and 3rd in shots (130)...Led all Sharks forwards in shorthanded ice time per game (1:33)...Appeared in every regular season game for the third time in his career and second consecutive season...Was a +2 and has been a plus player in all seven of his NHL seasons...Finished the season with at least a point in four of last five games (3-2=5)...Had a goal in four of five games (4-1=5) from April 15-23...Scored three of the team's game-winning goals on their seven-game winning streak (March 25-April 5)...Tied his career high for the fifth time with his four-game goal streak (4-2=6) from March 25-30...Had a seven-game point streak (4-8=12) to open the season, including three multi-point games...Scored his

first two goals of the season on Jan. 27 vs. Vancouver...Had a goal in three consecutive games (4-0=4) from Jan. 27-31...Posted 2 points (0-2=2) in season opener on Jan. 20 at Calgary. It was the fourth consecutive season opener that he posted two points...During the work stoppage, he played for Dinamo Minsk of Russia's KHL...**Playoffs:** Paced the team in points (12) and tied for the team lead in assists (8)...3rd on the team in goals (4) and 2nd in both power play goals (3) and shots (36)...Recorded 4-4=8 during a four-game point streak to open the WCQF series against Vancouver...Posted four assists in the final five games. **2011-12:** Winner of the PlayStation "Three Stars of the Game" Award given to the Sharks player that accumulates the most three star of the games throughout the season...3rd in the League in faceoff percentage (58.7%) and T-6th in road plus/minus (+13)...T-1st on the team in goals (31, T-20th in NHL), 4th in points (31-29=61) and 1st in shots (269, 16th in NHL)...6th amongst League forwards in blocked shots (84) and 10th in takeaways (73)...Led the team in plus/minus (+18, career high)...Played all 82 games in a season for the second time in his career...Set a career high in goals...Finished the season on a four-game point streak (2-3=5)...Scored two goals on March 31 vs. Dallas, the first giving him 30-goals for the first time in a season. He became the first American Sharks player to reach



30-goals in a season...Registered his 300th career point with two goals vs. Colorado on March 26...Tied single-game career highs with two goals and four points (2-2=4) at Washington on Feb. 13...Scored a goal on Feb. 8 vs. Calgary, reaching the 20-goal plateau for the fourth consecutive season...Named co-Brocade "Sharks Player of the Month" for October along with Marc-Edouard Vlasic...**Playoffs:** 2nd amongst team forwards in time on ice per game (21:00)...Recorded a fighting major in Game 2 of the WCQF at St. Louis...**2010-11:** Set career highs for points, assists, power play goals and shots in a season...Led team, 11th in the League, in shots (282)...13th amongst League forwards in blocked shots (67)...T-12th in the League in power play goals (11)...Had a 10-game point streak (19, 13 assists) from March 14-April 4...Scored his 100th goal on March 24, extending his point streak to six games, just one shy of tying his career high...Named NHL First Star of the Week for week ending March 20...His five-game assist streak from March 14-23 set a career high (10)...Tied the franchise record and set a career high with four assists at Dallas on March 15...Missed eight games (Dec. 29-Jan. 11, lower body)...Recorded his 100th assist on Oct. 30 vs. Anaheim...Less than 24 hours after the birth of his first child (son), led team with seven shots vs. New Jersey on Oct. 27...Posted two assists at Columbus in Stockholm on Oct. 8...**Playoffs:** Scored an overtime

goal, the third of his playoff career, in WCQF Game 1 vs. Los Angeles...**2009-10:** Fourth in the NHL in faceoff percentage (58.1)...Third on team with 25 goals...Set a career high with five game-winning goals (since tied)...Tied a franchise record with four points (two goals and two assists) in the third period vs. Nashville on March 11...Set a single-game career high with four points (a goal and three assists) on Jan. 18 vs. Calgary...Returned from Injured Reserve on Nov. 7 vs. Pittsburgh and posted two points (goal and an assist)...Placed on Injured Reserve on Oct. 5 (lower body)...**Playoffs:** T-7th in the NHL in postseason goals, T-3rd in GWG (3), T-1st in power play goals (5) and T-12th in points...4th in the League in shots (65)...Had a six-game point streak (12, seven goals and five assists) from April 20-May 4...First player since Mario Lemieux in 1992 to have three consecutive two-goal games (nine points on six goals and three assists, April 24-May 2)...Tied Marleau's franchise record set in 2006 with his five-game goal streak (11 points, seven goals and four assists)...11 shots in WCSF Game 2 set a franchise record...Two power play goals in both Games 1 and 2 of the WCSF tied the franchise record for power play goals in a game...Four power play goals in the WCSF vs. Detroit tied his franchise record (2006) for a single round...In the first round, scored two game-winning goals (Game 2 and 4) and the series-clinching goal (Game 6)...Plus-4



in WCQF Game 6 tied a franchise single-game playoff record...Scored his second career playoff overtime game-winning goal in WCQF Game 4 (May 2, 2008 vs. Dallas, Game 5 WCSF)...**Olympics:** Won a silver medal with the United States and was a plus-2...**2008-09:** 6th amongst League forwards in blocked shots (74)... Led team in shots (266)...8th in the NHL in faceoff percentage (56.3) and T-11th in SH points (4)... Had a seven-game point streak 3-6=9) from March 21-April 2...Four-game goal streak (4) from Feb. 11-17 marked a career high...Posted three consecutive two-point games (4-2=6) from Nov. 28-Dec. 2, the first time he posted a three-game multi-point scoring streak...Set a franchise record for shots in a period with seven on Nov. 4 vs. Minnesota (third)...**Playoffs:** Seven shots in WCQF Game 5 vs. Anaheim tied the game high...**World Ch.:** Two points (a goal and an assist) in five games...**2007-08:** T-4th on team in goals and fifth in points...T-12th among League forwards, second among SJ forwards, in blocked shots (59)...**Playoffs:** T-2nd in NHL in game-winning goals (three)...Scored overtime game-winner in WCSF Game 5 vs. Dallas...Scored game-winning goal in WCQF Game 7 vs. Calgary...**2006-07:** Among all NHL rookies, T-7th in game-winning goals (three) and T-8th in power play goals (five)...Recalled by San Jose on Nov. 22 and scored a goal in his first NHL game vs. Los Angeles that night...**Playoffs:** Scored goal in his second playoff game vs. Nashville in WCQF Game 4...**2005-06:** 2006 RbK Division I Second Team All-American...Led the Badgers in five offensive categories...**Playoffs:** Named to the NCAA Midwest Regional All-Tournament Team and INCH's Second Team All-American...Had two assists as Wisconsin won their sixth NCAA Division I National Championship...**2004-05:** T-5th in WCHA in points, T-1st in nation among freshmen...WCHA Rookie of the Week for Oct. 18-24...Named to the USCHO All-American Rookie Team, Rookie Team All-American by Inside College Hockey.com and the Rookie All-WCHA Team...**2003-04:** Named USA Hockey Junior Player

of the Year...Waterloo (USHL) captain was second on team in points, assists and plus/minus (plus-10), first in goals...Two-time USHL Player of the Week...**Playoffs:** Led Waterloo to their first Clark Cup and Junior A Championship...Second in USHL in scoring and goals...**Other:** Captain of 2004 USA Hockey Junior Select Team, which won the silver medal at the Viking Cup...**2002-03:** USHL Rookie of the Year, named to USHL's All-Rookie Team and a First Team All-USHL selection...Led team in goals (also USHL), points and shots (227)...**Playoffs:** T-1st on team, T-4th among all players in goals.

PERSONAL:

"Pavs" lists these favorites: Jason Aldean (musician); "Taken (movie); "Swamp People" (television show); Mark Wahlberg (actor); St. Louis Blues (NHL team while growing up); Chicago (NHL road city); Milwaukee Brewers (professional/collegiate team); golf (sport other than hockey); Aldo's (San Jose restaurants); Aruba (vacation spot); dontevenreply.com (website); eggs over easy with bacon and toast (food); 4th of July (holiday); Musky Hunter (magazine); Risk (board game)...likes to go boating and paddle boarding in his spare time...has a pet dog...first job: bag room boy...most memorable NHL moment: scoring in overtime of Game Five in the 2008 WCSF vs. Dallas and doing the same in Game Four of the 2010 WCQF vs. Colorado...hockey idol is Brett Hull...favorite professional athlete is Green Bay Packers quarterback Aaron Rodgers...has a charity golf tournament called the Joe Pavelski Charity Golf Tournament, which supports Portage County Youth On Ice and The Joe Pavelski Scholarship for Leaders...hates golfing behind slow golfers...hidden talent is his ability to play ping pong... golf handicap is 3 and he likes to play at Cypress Point in Monterey...started skating at five and playing hockey at six...would have been a professional golfer if not for hockey... wears Graf skates, size 9...oldest piece of equipment is his three year old shin pads.

CAREER STATISTICS							PLAYOFFS					
SEASON	CLUB	LEAGUE	GP	G	A	PTS	PIM	GP	G	A	PTS	PIM
2002-03	Waterloo	USHL	60	36	33	69	32	7	5	7	12	8
2003-04	Waterloo	USHL	54	21	31	52	58	12	6	6	12	10
	United States	Viking Cup	6	4	4	8	N/A	-	-	-	-	-
2004-05	Wisconsin	WCHA	40	16	29	45	24	1	0	0	0	2
2005-06	Wisconsin	WCHA	43	23	33	56	34	-	-	-	-	-
2006-07	San Jose	NHL	46	14	14	28	18	6	1	0	1	0
	Worcester	AHL	16	8	18	26	8	-	-	-	-	-
2007-08	San Jose	NHL	82	19	21	40	28	13	5	4	9	0
2008-09	San Jose	NHL	80	25	34	59	46	6	0	1	1	9
	United States	World Ch.	5	1	1	2	0	-	-	-	-	-
2009-10	San Jose	NHL	67	25	26	51	26	15	9	8	17	6
	United States	Olympics	6	0	3	3	4	-	-	-	-	-
2010-11	San Jose	NHL	74	20	46	66	24	18	5	5	10	10
2011-12	San Jose	NHL	82	31	30	61	31	5	0	0	0	5
2012-13	San Jose	NHL	48	16	15	31	10	11	4	8	12	0
	Dinamo	KHL	17	7	8	15	10	-	-	-	-	-
2013-14	San Jose	NHL	82	41	38	79	32	7	2	4	6	2
	USA	Olympics	6	1	4	5	0	-	-	-	-	-
NHL/Sharks Totals			561	191	224	415	215	81	26	30	56	32

Selected by San Jose in the 2003 NHL Entry Draft (7th round, 205th overall).



20 JOHN SCOTT

POSITION: LEFT WING | **SHOOTS:** LEFT

HT: 6' 8" | **WT:** 260

BORN: 2/26/82 in St. Catharines, Ontario

Signed by the San Jose Sharks as a free agent on July 2, 2014.

CAREER HIGHLIGHTS

First NHL game — Jan. 3, 2009 vs. Detroit (with Minnesota)

First NHL assist — March 15, 2009 at St. Louis (with Minnesota)

First NHL goal — Nov. 15, 2009 at Carolina (with Minnesota)

Most points, game — 1, 6 times, most recent, Dec. 27, 2013 at Toronto (with Buffalo)

Most goals, game — 1, 2 times, most recent, Dec. 27, 2013 at Toronto (with Buffalo)

Most assists, game — 1, 4 times, most recent, Dec. 16, 2011 vs. Anaheim (with Chicago)

Most consecutive games, point — 1, 6 times, most recent, Dec. 27, 2013 at Toronto (with Buffalo)

Most consecutive games, goal — 1, 2 times, most recent, Dec. 27, 2013 at Toronto (with Buffalo)

Most consecutive games, assist — 1, 4 times, most recent, Dec. 16, 2011 vs. Anaheim (with Chicago)

Most consecutive games played — 25, Feb. 1, 2014 at Colorado through April 6, 2014 at Philadelphia (with Buffalo)

200th NHL game — Dec. 27, 2013 at Toronto (with Buffalo)

2013-14:

Led Buffalo in PIM (125)...Set career highs in games played (56) and PIM...Earned his fifth fighting major of the season in the season finale vs. NY Islanders on April 13...Earned his fourth fighting major of the season at NY Islanders on March 15...Logged 15:08 TOI at Dallas on March 3, the second-highest total of his career (highest: 16:51, at Buffalo on Oct. 11, 2012, while skating as a member of the Chicago Blackhawks)...Earned his third fighting major of the season and logged 10:05 TOI vs. Pittsburgh on Feb. 5...Registered four hits at Minnesota on Jan. 2...Scored his first goal since Nov. 15, 2009 and registered three shots over 12:39 TOI at Toronto on Dec. 27...Appeared in his 200th career game at Toronto on Dec. 27...Recorded his second fighting major of the season vs. Montreal on Nov. 27...Served a seven-game suspension (10/25-11/7)...Contributed five hits and registered his first fighting major of the season vs. Boston on Oct. 23...Recorded four hits vs. Ottawa on Oct. 4 and vs. Washington on Dec. 29

CAREER

2012-13: Led all Sabres skaters with seven fighting majors...Logged a season-high 11:00 TOI vs. NY Rangers on April 19 and registered three hits...Registered a team-high five hits vs. Philadelphia on April 13...Made his Sabres debut vs. Philadelphia on Jan. 20...**2011-12:** Appeared in 29 games with Chicago and six with the New York Rangers...Received five fighting majors and 53 PIM in 35 games...**2010-11:** Recorded one assist and a team-high 72 PIM in 40 regular-season games...Appeared in the lineup as both a forward and defenseman...Ranked 2nd on the club with eight fighting majors...Registered his first point in a Blackhawks uniform with an assist at San Jose on Dec. 11...Recorded a season-high four shots on goal at St. Louis on Dec. 28...Logged a season-high 16:51 of ice time at Buffalo on Oct. 11...Accrued all of his 72 PIM against Western Conference opponents...Missed four games due to injury on Feb. 4-11...

Playoffs: Appeared in four Stanley Cup Playoffs tilts, finishing with a plus-1 plus/minus rating...Paced the club with 22 PIM in the postseason...**2009-10:** Recorded two points and 90 PIM in a career-high 51 regular-season games with Minnesota...Ranked 2nd on the team with six major penalties...Netted the first goal of his NHL career at Carolina on Nov. 15...Notched his only assist of the season at Philadelphia on March 25...Skated to an even or plus rating in 11 straight games (2/4-3/25) and in 22 of his last 25 contests overall...Collected a career-high 19 PIM at Edmonton on April 5...Logged a plus-2 rating and four hits in 14:32 TOI vs. NY Rangers on Oct. 30...**2008-09:** Posted one assist and 21 PIM in 20 regular-season games with Minnesota...Skated in his first NHL game vs. Detroit on Jan. 3...Notched his first career NHL point (assist) at St. Louis on March 15...Registered two goals and two assists in 44 regular season games with the Houston Aeros (AHL)...Ranked 3rd on the Aeros with 111 PIM...**2007-08:** Established career highs in goals (3), power-play goals (2) and PIM (184) in 64 regular season games with Houston...Logged 13 PIM in five Calder Cup Playoffs tilts...**2006-07:**



SCOTT





Tallied a career-high six points (1+5) and 107 PIM in 65 regular season contests with Houston in his professional debut...**2005-06:** Posted three goals and two assists in 24 games as a senior at Michigan Tech University of the Central Collegiate Hockey Association...**2004-05:** Netted two goals and three assists in 36 games in his junior season at Michigan Tech...Collected a collegiate career-high 101 PIM...**2003-04:** Posted a goal, three assists and 100 PIM in 35 games as a sophomore at Michigan Tech University...**2002-03:** Skated in 31 games as a freshman at Michigan Tech, registering a goal, three assists and 64 PIM.

PERSONAL

"Big John" lists the following as favorites: homemade hot dogs (food); road biking (off-ice activity); football (sport other than hockey); Top Chef, Modern Family and The League (TV shows); The Killers, Tragically Hip and The Animals (bands); Maui (vacation spot); Monopoly (board game)...Would be a mechanical engineer if he were not playing hockey...If he could meet one person in history it would be Abraham Lincoln...Thinks that Liev Schreiber would be the actor that would play him in a movie about his life...He cannot live without his family...His hockey idol is Ray Bourque...Nashville is his favorite road city...He thinks the best non-Sharks jersey in the League is Chicago.

CAREER STATISTICS

PLAYOFFS

SEASON	TEAM	LEAGUE	GP	G	A	PTS	PIM	GP	G	A	PTS	PIM
2002-03	Michigan Tech	WCHA	31	1	3	4	62	-	-	-	-	-
2003-04	Michigan Tech	WCHA	35	1	3	4	100	-	-	-	-	-
2004-05	Michigan Tech	WCHA	36	2	3	5	101	-	-	-	-	-
2005-06	Michigan Tech	WCHA	24	3	2	5	87	-	-	-	-	-
2006-07	Houston	AHL	65	1	5	6	107	-	-	-	-	-
2007-08	Houston	AHL	64	3	0	3	184	5	0	0	0	13
2008-09	Minnesota	NHL	20	0	1	1	21	-	-	-	-	-
	Houston	AHL	44	2	2	4	111	-	-	-	-	-
2009-10	Minnesota	NHL	51	1	1	2	90	-	-	-	-	-
2010-11	Chicago	NHL	40	0	1	1	72	4	0	0	0	22
2011-12	Chicago	NHL	29	0	1	1	48	-	-	-	-	-
	NY Rangers	NHL	6	0	0	0	5	-	-	-	-	-
2012-13	Buffalo	NHL	34	0	0	0	69	-	-	-	-	-
2013-14	Buffalo	NHL	56	1	0	1	125	-	-	-	-	-
NHL Totals			236	2	4	6	430	4	0	0	0	22

Signed by Minnesota as a free agent on Dec. 31, 2006. Signed by Chicago as a free agent on July 2, 2010. Acquired by NY Rangers from Chicago in exchange for fifth round selection (149th overall, Travis Brown) in 2012 NHL Draft on Feb. 27, 2012. Signed by Buffalo as a free agent on July 1, 2012. **Signed by San Jose as a free agent on July 2, 2014.**



15 JAMES SHEPPARD

POSITION: CENTER | SHOOTS: LEFT

HT: 6' 1" | WT: 215

BORN: 4/25/88 in Halifax, Nova Scotia

Acquired by San Jose from Minnesota in exchange for a third round selection (81st overall) in the 2013 NHL Draft on Aug. 7, 2011.

Twitter @jimmysheppard15

CAREER HIGHLIGHTS

First NHL goal — Oct. 10, 2007 vs. Edmonton (with Minnesota)

First NHL goal — Oct. 25, 2007 at Edmonton (Dwayne Roloson, with Minnesota)

First NHL assist — Oct. 24, 2007 at Calgary (with Minnesota)

Most points, game — 2, 10 times, most recent, March 27, 2014 vs. Winnipeg (with San Jose)

Most goals, game — 1, 16 times, most recent, March 24, 2014 at Calgary (with San Jose)

Most assists, game — 2, 9 times, most recent, March 27, 2014 vs. Winnipeg (with San Jose)

Most consecutive games, point — 5, Feb. 5, 2014 vs. Dallas through March 4, 2014 vs. Carolina (with San Jose)

Most consecutive games, goal — 2, March 22, 2014 vs. Washington through March 24, 2014 at Calgary (with San Jose)

Most consecutive games, assist — 2, 8 times, most recent, March 2, 2014 at New Jersey through March 4, 2014 vs. Carolina (with San Jose)

Most consecutive games played — 91, Oct. 11, 2008 vs. Boston through Oct. 23, 2009 at St. Louis (with Minnesota)

Best plus/minus — +3, March 8, 2009 at Anaheim (with Minnesota)

Brocade "Sharks Player of the Month" — Feb./March 2014

2013-14:

Named the Brocade "Sharks Player of the Month" for Feb./March...Tallied two assists on March 27 vs. Winnipeg...Scored for the second-straight game on March 24 at Calgary...Scored a goal on March 22 vs. Washington...Tallied two helpers on March 14 at NY Islanders...Registered two assists on March 11 vs. Toronto...Recorded 1-4-5 during a career-high five-game point streak from Feb. 5 vs. Dallas thru March 4 vs. Carolina...Scored a goal on Feb. 28 at Buffalo...Tallied an assist on Jan. 2 vs. Edmonton...Recorded a fighting major (Klein) on Dec. 15 at Nashville...Scored his first goal of the season on Oct. 27 at Ottawa...Registered his first assist of the season on Oct. 10 at Vancouver...**Playoffs:** Finished T-2nd on the team in points (6) and goals (2) and T-1st in assists (4)...Led the team with 35 hits...Scored a goal in Game 6 of the WCFR at Los Angeles on

April 28...Had a team-high nine hits in Game 5 vs. Los Angeles on April 26...Scored his first career playoff goal to go along with a plus-1 rating in Game 4 at Los Angeles on April 24

CAREER

2012-13: Selected as the Sharks 2013 nominee for the Bill Masterton Memorial Trophy...5th on the team in hits (63)...His game-winning goal on March 25 at Anaheim was his first as a Shark and first since scoring on Dec. 11, 2009 at Calgary (with Minnesota)...Registered his first point since March 26, 2010 (vs. Detroit with Minnesota) with an assist on Feb. 5 vs. Chicago...Played in his first NHL game since April 8, 2010 (at Calgary with Minnesota) on Jan. 22...During the work stoppage, he played in Worcester (AHL) and was 2nd on the team in points (8-15=23) including 12 points (5-7=12) in his last ten games...Missed two full NHL seasons due to injury...**Playoffs:** 3rd on the team in hits (35) in 11 games. **2011-12:** Missed entire NHL season due to injury...Appeared in four games in Worcester on a conditioning assignment from Feb. 28-March 6...Did not record a point and had a +1 plus/minus rating... **2010-11:** Missed entire season due to injury...**2009-10:** Posted six points (2-4=6) and 38 PIM in 64 games in his third season with Wild...Notched five points (2-3=5) in 12-game span from Nov. 12 - Dec. 11...Had an assist in back-to-back games (Nov. 20 - Nov. 25)...Registered five hits and fighting major vs. Vancouver on Feb. 14...Skated in 200th NHL game on Jan. 21 vs. Detroit...Scored a goal at Nashville on Dec. 5...Logged season-high 18:48 in ice time at Vancouver on Oct. 17...**2008-09:** One of two players to appear in all 82 games (Miettinen), totaling 24 points (5-19=24) and 41 PIM...Posted eight points (1-7=8) in season's final 11 games...Tied career high with two assists vs. Nashville on April 10...Registered a three-game point streak (1-2=3) from March 26 - March 29 to tie career high...Tallied a goal and +2 at Calgary on March 28...Registered an assist and career-high +3 at Anaheim on March 8...Tied career-high with two assists and points vs. Ottawa on Feb. 14...Logged career-high 20:07 of ice time on Dec. 20 at St. Louis...



SHEPPARD



Notched three shots and five hits in 19:16 of ice time at Phoenix on Dec. 11...Scored the game-winning goal on Nov. 24 vs. Washington...**2007-08:** Compiled 19 points (4-15=19) while skating in Wild rookie record 78 games... Made NHL debut on Oct. 10 vs. Edmonton...Collected first NHL point (assist) at Calgary on Oct. 24...Tallied first NHL goal at Edmonton on Oct. 25 off Dwayne Roloson... Skated 15:28 at Colorado on Nov. 11...Notched first career two-point game (two assists) vs. Colorado on Nov. 18... Registered a goal and an assist on Nov. 28 vs. Phoenix... Tied career-high with two assists at Detroit on Jan. 10... Scored first career game-winning goal on Jan. 13 vs. Phoenix...Collected four points (1-3=4) during three-game point streak from Jan. 10 - 13...Recorded season-high five shots on goal in 11:32 of ice-time at Chicago on Feb. 20...Played season-high 17:28 at Atlanta on March 7...Skated in 76 straight games (Oct. 10 -March 26)... Was even or plus in season's final 13 games...**Playoffs:** Appeared in all six games against Colorado in his first trip to the NHL Playoffs collecting an assist and four PIM...Made NHL Playoff debut in Game 1 vs. Colorado on April 9...Collected first point, an assist, and was +1 in Game 5 vs. Colorado on April 17...**2006-07:** Generated 96 points (33-63=96) in 56 games for Cape Breton (QMJHL), despite being sidelined for first 12 games of season with an injury...Racked up 27 points (9-18=27) in final 15 regular season games...Registered 20 points (8-12=20) in 16 playoff contests...Named a 2007 QMJHL Second Team All-Star...**2005-06:** Tallied 84 points (30-54=84) and 78 PIM for Cape Breton...Ranked second on the team in points (84) and first in assists (54)...Was selected to the QMJHL All-Star Team for the 2005-06 Canadian/Russian Challenge...**2004-05:** Recorded 45 points (14-31=45) and 40 PIM as a Cape Breton rookie.

PERSONAL:

"Shep" or "B-Hank" lists these favorites: Cheese (food); Sailing (offseason activity); Ping-pong (sport besides hockey); Usain Bolt (athlete); Matrix (movie); Family Guy (TV show); Neil Young (musician); Hawaii (vacation spot); The Chicken Burger in Halifax (restaurant); Peter Forsberg (hockey idol); Playing for Team Atlantic (hockey moment); Vancouver (road city); Detroit Red Wings (non-Sharks jersey)...Has the hidden talent of being a very good badminton player...First job was shoveling driveways...If he could hang out with one person in history he would want to play ping pong with



Alex Stalock...If faced with the situation of fighting one horse-sized duck or 100 duck-sized horses, he would want to fight one horse-sized duck...Says that Denzel Washington would be an ideal choice to star in a movie about his life...Can't live without a pair of well-fitting britches...Says playing Sackville Minor Hockey from the age of 7-14 was the biggest influence on his hockey career...Says Andrew Desjardins is the smartest teammate and also the best to double-date with.

CAREER STATISTICS

SEASON	CLUB	LEAGUE	GP	G	A	PTS	PIM	GP	G	A	PTS	PIM
2004-05	Cape Breton	QMJHL	65	14	31	45	40	5	1	3	4	2
2005-06	Cape Breton	QMJHL	66	30	54	84	78	9	2	5	7	12
2006-07	Cape Breton	QMJHL	56	33	63	96	62	16	8	12	20	14
2007-08	Minnesota	NHL	78	4	15	19	29	6	0	1	1	4
2008-09	Minnesota	NHL	82	5	19	24	41	-	-	-	-	-
2009-10	Minnesota	NHL	64	2	4	6	38	-	-	-	-	-
2010-11	Minesota	NHL	-	-	-	-	-	-	-	-	-	-
2011-12	Worcester	AHL	4	0	0	0	2	-	-	-	-	-
2012-13	San Jose	NHL	32	1	3	4	12	11	0	0	0	4
	Worcester	AHL	34	8	15	23	52	-	-	-	-	-
2013-14	San Jose	NHL	67	4	16	20	35	7	2	4	6	6
Sharks Totals			99	5	19	24	47	18	2	4	6	10
NHL Totals			323	16	57	73	155	24	2	5	7	14

Selected by Minnesota in the 2006 NHL Entry Draft (1st round, 9th overall). **Acquired by San Jose from Minnesota in exchange for a third round selection (81st overall) in the 2013 NHL Entry Draft on Aug. 7, 2011.**



32 ALEX STALOCK

POSITION: GOALTENDER | CATCHES: LEFT

HT: 6' | WT: 185

BORN: 7/28/87 in St. Paul, Minnesota

Selected by San Jose in the 2005 NHL Entry Draft (4th round, 112th overall).

 @Stalock32

CAREER HIGHLIGHTS

First NHL game — Feb. 1, 2011 vs. Phoenix

First NHL victory — Feb. 1, 2011 vs. Phoenix

First NHL shutout — Jan. 16, 2014 at Florida

Most shots faced, game — 46, Dec. 21, 2013 vs. Dallas

Most saves, game — 44, Dec. 21, 2013 vs. Dallas

Most goals allowed, game — 1, 2 times, most recent, March 16, 2013 at Los Angeles

Most consecutive wins — 3, 2 times, most recent, Feb. 5, 2014 vs. Dallas through March 2, 2014 at New Jersey

Most consecutive games without a regulation loss — 7, Feb. 3, 2014 vs. Philadelphia through March 29, 2014 at Colorado

Most consecutive starts — 2, March 2, 2014 at New Jersey through March 4, 2014 vs. Carolina

Longest shutout streak — 178:55, Jan. 5, 2014 at Chicago through Jan. 27, 2014 vs. Los Angeles

Career shutouts — 2, most recent, Jan. 23, 2014 vs. Winnipeg

2013-14:


Finished 9th in the League in goals-against average (1.87) but did not play in enough games to qualify among the League leaders...Was named the Sharks nominee for the 2013-14 Bill Masterton Memorial Trophy...Set a new Sharks franchise record for longest shutout streak, posting 178:55 of scoreless play from Jan. 5's third period at Chicago to Jan. 27's second period vs. Los Angeles...Posted his second consecutive shutout on Jan. 23 vs. Winnipeg...Recorded first career shutout on Jan. 16 at Florida...Stopped 33 shots and both shootout attempts for the win on Jan. 5 at Chicago...Made 44 saves and stopped all five shootout attempts for the win in his first career start at SAP Center on Dec. 21 vs. Dallas...Stopped 30 of 31 shots for the win on Nov. 15 at Edmonton...Earned his second win in his second start on Nov. 12 at Calgary...Stopped all 21 shots he faced in relief on Nov. 7 vs. Vancouver...In his first NHL start, made 38 saves in 5-2 win on Oct. 27 at Ottawa...**Playoffs:** Made his first career playoff start in Game 6 at Los Angeles on April 28...Stopped all 22 shots he faced in 39

minutes of relief in Game 5 vs. Los Angeles on April 26...Made four saves in relief in Game 4 at Los Angeles on April 24.

CAREER

2012-13: Played in his first full season after missing over a year due to a leg laceration...Recalled from Worcester on March 9 and made a relief appearance vs. St. Louis and allowed one goal in 15:34...Posted a 17-16-4 record with a 2.60 goals-against average and a .912 save percentage in 38 AHL games for Worcester...Set career highs in goals-against average and save percentage...With his 32-save shutout on April 9 at Bridgeport, he surpassed Thomas Greiss for first place all-time in wins in Worcester franchise history (his 75th win).

2011-12: Played games in Worcester and Peoria of the American Hockey League this season...Earned a 31-save shutout with Peoria vs. San Antonio on April 1...Made his first appearance in a game after sustaining a major leg injury (on Feb. 3, 2011 for Stockton of the ECHL) on Jan. 21 and earned the win against Las Vegas...Posted a 5-1-0-0 record for Stockton...**2010-11:** Made his NHL debut with the Sharks trailing 3-0 vs. Phoenix on Feb. 1 and made nine saves en route to a 5-3 win...Reassigned to Worcester on Feb. 4 and was injured late in the game causing him to miss the remainder of the season (lower body)...Led Worcester (AHL) with 19 wins...Went 3-4 in the shootout (24 saves-out-of-37)...Missed the final 29 games of season...Made 10 straight starts (6-3-1) from Nov. 21-Dec. 10...**2009-10:** Led AHL in wins and set a rookie record, surpassing Corey Hirsch (35)...Selected to AHL All-Rookie Team and to the 2010 AHL All-Star Game...Named Worcester MVP and Star of the Year...Named to *The Hockey News* East All-Rookie Team...Second in the AHL in minutes played and fourth in saves (1,522)...**Playoffs:** Posted a 6-5 record...**2008-09:** Established team records for goals-against average (11th in nation), save percentage (.924 — 13th) and shutouts...Led the WCHA in intra-conference goals-against average (2.39)...Led the nation in minutes played...Selected to the All-WCHA First Team...Named to the ACHA/Reebok All-America West Team...Led



STALOCK





the Bulldogs to their first WCHA playoff championship in 24 years and helped the team to the NCAA West Regional Finals...Finished his collegiate career with the school records for goals-against average (2.48), save percentage (.910) and shutouts (nine)...**2007-08:** Appeared in 36 of team's 39 games...Finished 23rd in the nation in goals-against average and ninth in minutes played...**2006-07:** Led team in games played...Led all WCHA freshmen goaltenders in all major categories...Named to the WCHA All-Rookie Team...Led NCAA goaltenders with four assists...**2005-06:** Named the USHL's Player of the Week on Sept. 27...Finished the regular season leading the USHL in wins and save percentage (.931)...T-3rd in shutouts and sixth in goals-against average...Attended development camp for the U.S. World Jr. Team...Selected as one of the goaltenders to represent the U.S. in the Viking Cup...Earned an assist, leading Team USA to a third place finish...Named USHL Goaltender of the Month for November...Named the USHL's Top Goaltender of the Year and to the RbK All-USHL First Team...**Playoffs:** Led all goaltenders in shots faced (281), fourth in save percentage (.918) and seventh in goals-against average...**2004-05:** Made USHL debut with Cedar Rapids...**Playoffs:** Named USHL's Clark Cup Playoffs Most Valuable Player...Other: Acquired from Sioux Falls in July 2004 in exchange for a second round pick in the 2005 USHL Draft...Originally

selected by Sioux Falls in the second round of the May 2004 USHL Draft (13th overall)...Backstopped South St. Paul High to semifinal of 2004 Minnesota Class A State Tournament and was named to All-Tournament Team for his efforts...Posted 2.00 goals-against average and .920 save percentage in six games at USA Hockey Select 17 Festival in July 2004.

PERSONAL:

"Al" lists these favorites: Ribeye (food); Fishing (offseason activity); Golf (sport besides hockey); You, Me & Dupree (movie); Prison Break (TV show); Bruce Springsteen (musician); Aruba (vacation spot); Martin Brodeur (hockey idol); Playing in first NHL game (hockey moment); Vancouver (road city); Chicago Blackhawks (non-Sharks jersey)...Has the hidden talent of being able to fish really well...Would be a baseball player if he wasn't playing hockey professionally...If he could hang out with one person in history he would get dinner and drinks with Chris Farley...Biggest influence on the hockey career was his family...Thinks Patrick Marleau is the fastest skater in the NHL...Says Raffi Torres is the hardest hitter in the NHL...Names teammate James Sheppard as both the funniest and best teammate to double date with...In his hometown of South St. Paul, his favorite restaurant is T&T Galley.

CAREER STATISTICS

SEASON	CLUB	LEAGUE	GP	W	L	OT	MINS	GA	SO	GAA	GP	W	L	MINS	GA	SO	GAA
2004-05	Cedar Rapids	USHL	32	19	9	3	1801	82	1	2.73	9	7	2	582	14	1	1.44
2005-06	Cedar Rapids	USHL	44	28	13	3	2641	112	4	2.54	8	3	5	472	25	0	3.18
	USA	Viking Cup	3	2	1	0	-	-	-	-	-	-	-	-	-	-	-
2006-07	Minn.-Duluth	WCHA	23	5	14	3	1364	76	1	3.34	-	-	-	-	-	-	-
2007-08	Minn.-Duluth	WCHA	36	13	17	6	2170	85	3	2.35	-	-	-	-	-	-	-
2008-09	Minn.-Duluth	WCHA	42	21	13	8	2523	90	5	2.13	-	-	-	-	-	-	-
2009-10	Worcester	AHL	61	39	19	2	3534	155	4	2.63	11	6	5	683	26	0	2.28
2010-11	San Jose	NHL	1	1	0	0	30	0	0	0.00	-	-	-	-	-	-	-
	Worcester	AHL	41	19	7	4	2397	105	0	2.63	-	-	-	-	-	-	-
2011-12	Worcester	AHL	2	1	1	0	120	5	0	2.51	-	-	-	-	-	-	-
	Peoria	AHL	3	2	0	0	107	2	1	1.13	-	-	-	-	-	-	-
	Stockton	ECHL	6	5	1	0	360	17	0	2.83	-	-	-	-	-	-	-
2012-13	San Jose	NHL	2	0	0	1	42	2	0	2.86	-	-	-	-	-	-	-
	Worcester	AHL	38	17	16	4	2281	99	2	2.60	-	-	-	-	-	-	-
2013-14	San Jose	NHL	24	12	5	2	1252	39	2	1.87	3	0	1	117	4	0	2.05
	NHL/Sharks Totals		27	13	5	3	1324	41	2	1.86	3	0	1	117	4	0	2.05

Selected by San Jose in the 2005 NHL Entry Draft (4th round, 112th overall).



80 MATT TENNYSON

POSITION: DEFENSE | **SHOOTS:** RIGHT

HT: 6' 2" | **WT:** 205

BORN: 4/23/90 in Minneapolis, Minnesota

Signed by San Jose on March 29, 2012.

 @Tenner_7

CAREER HIGHLIGHTS

First NHL game — April 1, 2013 vs. Vancouver

First NHL assist — April 1, 2013 vs. Vancouver

Most points, game — 1, 2 times, most recent,
April 5, 2013 vs. Calgary

Most assists, game — 1, 2 times, most recent,
April 5, 2013 vs. Calgary

Most consecutive games, point — 1, 2 times,
most recent, April 5, 2013 vs. Calgary

Most consecutive games, assist — 1, 2 times,
most recent, April 5, 2013 vs. Calgary

Most consecutive games played — 3, April 1,
2013 vs. Vancouver through April 5, 2013
vs. Calgary

Best plus/minus — +1, 3 times, most recent,
April 24, 2013 at Phoenix

2013-14:

Recorded 21 points (7-14=21) and 33 penalty minutes in 54 games for the Worcester Sharks during 2013-14... Ranked 1st in goals (7) and 2nd in points (21) amongst Worcester defensemen... Has collected 50 points (13-37=50) in 121 career AHL games... Has played four games at the NHL level, posting two points (0-2=2) and a +2 rating... Registered an assist in his first career NHL game (4/1 vs. Vancouver).

CAREER:


2012-13: Posted an assist in two out of his four NHL games (0-2=2)... Recorded his first career assist in his first career NHL game on April 1 vs. Vancouver... Became the first Sharks player to grow up playing for the Jr. Sharks program... First Sharks player to wear #80... 5th on Worcester (AHL) in points (5-22=27) and led team defensemen in goals, assists and points... T-13th amongst AHL rookie defensemen in points (T-9th at time of his recall). **2011-12: AHL:** Scored his first professional goal in his third professional game off Peter Mannino at Portland on April 7... **CCHA:** Named Second Team All-CCHA and a finalist for CCHA Best Offensive Defenseman... Finished 4th on the team in goals which led all team defensemen (11)... 4th on the team in points (11-13=24)... **2010-11:** Led team defensemen in points (9-12=21)...

Led team in power play goals (7)... **2009-10:** Finished 2nd on the team amongst freshmen in points (2-7=9).

PERSONAL:

"Tenny" or "Royal" lists these favorites: Sushi (food); Golf (offseason activity); Play golf, watch football (sports besides hockey); Tiger Woods (athlete); Green Street Hooligans (movie); Entourage and Game of Thrones (TV shows); Luke Bryan, Kings of Leon and Lil Wayne (bands); Mizu Sushi (restaurant); Nicklas Lidstrom (hockey idol); Winning the CCHA Championship and playing in his first NHL game (hockey moments); Phoenix (road city); Detroit Red Wings (non-Sharks jersey)... Has the the hidden talent of being an excellent cook, specifically grilling... His first job was bagging groceries at the age of 14... He would be a businessman if he wasn't playing hockey professionally... Says Matthew McConaughey would be the actor to star in a movie about his life... Can't live without his iPhone... Biggest influence on his hockey career was his parents... Says the most exciting player to watch in the NHL is Sidney Crosby... Names Carl Hagelin the fastest skater in the NHL... Thinks Niklas Kronwall is the hardest hitter in the NHL... Says that teammate Patrick Marleau would make the best coach and is the teammate who is consistently in the best shape... Favorite restaurant in his hometown of Pleasanton, CA is Fiesta Taco.





CAREER STATISTICS

PLAYOFFS

SEASON	CLUB	LEAGUE	GP	G	A	PTS	PIM	GP	G	A	PTS	PIM
2007-08	Texas	NAHL	58	4	10	14	80	-	-	-	-	-
2008-09	Cedar Rapids	USHL	57	4	6	10	51	5	0	0	0	2
2009-10	Western Michigan	CCHA	34	2	7	9	30	-	-	-	-	-
2010-11	Western Michigan	CCHA	42	9	12	21	38	-	-	-	-	-
2011-12	Worcester	AHL	7	1	1	2	0	-	-	-	-	-
	Western Michigan	CCHA	41	11	13	24	28	-	-	-	-	-
2012-13	San Jose	NHL	4	0	2	2	2	-	-	-	-	-
	Worcester	AHL	60	5	22	27	44	-	-	-	-	-
2013-14	Worcester	AHL	54	7	14	21	33	-	-	-	-	-
	NHL/Sharks Totals		4	0	2	2	2	-	-	-	-	-

Signed by San Jose on March 29, 2012.



19 JOE THORNTON

POSITION: CENTER | **SHOOTS:** LEFT

HT: 6' 4" | **WT:** 220

Born: 7/2/79 in London, Ontario

Acquired by San Jose from Boston for Wayne Primeau, Brad Stuart and Marco Sturm on Nov. 30, 2005.

CAREER HIGHLIGHTS

First NHL game — Oct. 8, 1997 at Phoenix (with Boston)

First NHL assist — Jan. 25, 1998 at Washington (with Boston)

First NHL goal — Dec. 3, 1997 at Philadelphia (with Boston — Garth Snow)

Most points, game — 5, 2 times, most recent, Oct. 27, 2010 vs. New Jersey (with San Jose)

Most goals, game — 3, 4 times, most recent, Oct. 27, 2010 vs. New Jersey (with San Jose)

Most assists, game — 5, Dec. 28, 2001 at Florida (with Boston)

Most consecutive games, point — 14, Nov. 19, 2005 through Dec. 20, 2005

Most consecutive games, goal — 5, 2 times, most recent, Feb. 8 through March 3, 2006

Most consecutive games, assist — 10, Nov. 26 through Dec. 20, 2005

Most consecutive games played — 398, Oct. 20, 2005 vs. Buffalo through March 27, 2010 vs. Vancouver

Best plus/minus — +4, 8 times, most recent, March 31, 2011 vs. Dallas (with San Jose)

100th NHL goal — Jan. 26, 2002 vs. Florida (with Boston)

300th NHL goal — Feb. 22, 2011 at Detroit (with San Jose)

800th NHL assist — Nov. 2, 2013 vs. Phoenix (with San Jose)

500th NHL point — Feb. 12, 2006 at Phoenix (with San Jose)

1,000th NHL point — April 8, 2011 at Phoenix (with San Jose)

1,000th NHL game — Oct. 21, 2011 at New Jersey (with San Jose)

1,200th NHL game — March 27, 2014 vs. Winnipeg (with San Jose)

Art Ross Trophy — 2006

Hart Memorial Trophy — 2006

First Team NHL All-Star — 2006

Second Team NHL All-Star — 2008, 2003

All-Star Teams — 2002, 2003, 2004, 2007, 2008, 2009

Olympics — Team Canada (2010 gold medal, 2006)

World Championships — Team Canada (2001, 2005)

World Cup — Team Canada (2004)

World Jr. Championship — Team Canada (1997)

"Sharks Player of the Year" — 2006-07, 2005-06

PlayStation "Three Stars of the Year" Award — 2007, 2008, 2014


NHL Player of the Month — Nov. 2009 (2nd Star), March 2007 (2nd Star)

NHL Player of the Week (w/Sharks) — Oct. 25-Oct. 31, 2010 (2nd Star), Nov. 16-22, 2009 (1st Star) March 24-30, 2008 (1st Star), March 3-9, 2008 (3rd Star), March 12-18, 2007 (1st Star), Jan. 2-8, 2007 (3rd Star), April 10-16, 2006 and Dec. 5-Dec. 11, 2005

Brocade "Sharks Player of the Month" — Nov. 2013, March 2012, Feb. 2012, Nov. 2009, Dec. 2008, Nov. 2009, Feb. 2007, Dec. 2006, April 2006, Dec. 2005

2013-14:

2nd in NHL in assists (65) and 13th in points (76)...2nd on the team in points, 1st in assists and 10th in the NHL in faceoff percentage (56.1%)...Was named the PlayStation "Three Stars of the Game" award recipient for the 2013-14 season...Finished T-9th in voting for NHL's Post Season All-Star Team (center)...Registered his 850th assist on April 1 vs. Edmonton...Became the 100th NHL player to play in 1,200 career NHL games on March 27 vs. Winnipeg...Recorded a goal and two assists on March 20 vs. Anaheim...Tallied three helpers on March 11 vs. Toronto...Recorded the game-winning goal and an assist on March 6 vs. Pittsburgh...Scored twice, including the overtime game-winner on Jan. 25 vs. Minnesota...Eight-game point streak (12a) from Dec. 21 - Jan. 5...Registered two assists on Dec. 27 at Phoenix...Recorded three assists on Dec. 23 vs. Colorado...Tallied an assist and the shootout determining goal on Dec. 21 vs. Dallas...Had an eight-game point streak (3-7=10) from Nov. 21 - Dec. 6...Recorded 1-2=3 on Nov. 29 vs. St. Louis...Scored a goal and the shootout-winner on Nov. 27 vs. Los Angeles...Registered a seven-game point streak (1-8=9) from Nov. 2-15...Registered two assists on Nov. 15 at Edmonton...Scored a goal 1:17 into the game on Nov. 7 vs. Vancouver...Recorded his 800th career assist on Nov. 2 vs. Phoenix...Appeared in his 600th game with San Jose on Oct. 17 at Dallas...Posted four points (1-3=4) on Oct. 15 at St. Louis...Recorded two assists on Oct. 10 at Vancouver...**Playoffs:** T-2nd on the team in goals (2)...Recorded a three-game point streak (2-1=3) from Game 1 to Game 3




(April 17-22) of the WCFR against Los Angeles...Had a power-play goal in Game 2 vs. Los Angeles on April 20... Scored the first goal in Game 1 vs. Los Angeles on April 17

CAREER:

2012-13: T-12th in the League in assists (33) and 4th in faceoff percentage (58.5%)...T-6th in the League in power play points (2-19=21) and T-2nd in PP assists (19)...13th in the League in takeaways (37)...Registered his 500th assist as a Shark on April 16 vs. Los Angeles, which tied him with Mats Sundin for 33rd on the all-time assist list (785)...His assist on March 12 vs. St. Louis passed Sharks alum Vincent Damphousse for 36th on the all-time NHL assists list (774) and tied Frank Mahovlich for 55th on the all-time NHL points list (1,103)...Played his 1,100th career game on March 9 vs. St. Louis...Posted his 1,100th career point with an assist on March 2 vs. Nashville...Had a streak of five straight multi-point games (3-10=13) to open the season and extended his point streak to six games (3-11=14)...ELIAS: No Shark has ever begun a season with 13 points in the first five games. Both he and Patrick Marleau have reached that mark...During the work stoppage, he played for HC Davos of the Swiss Elite League and helped the team finish 2nd in the Spengler Cup...

Playoffs: Tied for the team lead in assists (8), 3rd in points (10) and led the team in plus/minus (+5)... Finished 4th on the team in faceoff percentage (57.1%); 5th in the League amongst qualifying players) and led the team in takeaways (15; T-5th in the League)... **2011-12:** T-3rd in the League in assists, T-12th in points (18-59=77) and T-9th in power play assists (19)...4th in the League in takeaways (96) and T-11th in faceoff percentage (56.1%)...T-1st in the League in road points (8-34=42) and first in road assists...Led the team in points and assists...Had his first Gordie Howe Hat Trick as a Shark, 13th in franchise history, with a goal, an assist and a fighting major at Los Angeles on April 5... Named Brocade "Sharks Player of the Month" for Feb. and March...Posted his 600th point as a Shark on Feb. 21 at Columbus...Appeared in his 500th game as a Shark on Jan. 5 vs. Columbus...Became the 50th player in NHL history to record 700 career assists with his two helpers at Nashville on Oct. 25...Became the 266th player in NHL history to play in 1,000 games on Oct. 21 at New Jersey, recording a goal and an assist. He is the second player selected in the 1997 NHL Entry Draft to accomplish the feat, following teammate Patrick Marleau...**Playoffs:** Led the team in points (2-3=5) and faceoff percentage (61.1%)...Tied for the team lead in goals, assists and plus/minus (+2)...**2010-11:** Named the eighth full-time captain in Sharks history on Oct. 7... Registered his 1,000th point (goal) at Phoenix on April 8, becoming the 78th NHL player to hit the mark... Scored his 20th goal of the season on April 4 vs. Los Angeles, marking his 11th consecutive 20-goal season... Second on the team in points and led in assists (also T-10th in NHL)...Led NHL in takeaways (114)...Recorded his 400th assist as a Shark on March 10 vs. Vancouver... Scored his fifth shorthanded goal on Dec. 6 at Detroit... Registered his 500th point as a Shark vs. Detroit on Nov. 30, which marked the 5-year anniversary of the day he was acquired...Named the NHL's Second Star of the Week for the week ending Oct. 31...Tied a franchise record by figuring in the scoring on eight consecutive team goals (3-5=8) from Oct. 27 vs. New Jersey



through Oct. 30 vs. Anaheim. It tied the mark was set by Kelly Kisio from Dec. 3-9, 1992...Tied his single-game career highs in goals (three) and points (five), in registering his fourth career hat trick on Oct. 27 vs. New Jersey...Signed a three-year contract extension on Oct. 16...**Playoffs:** T-9th in the League in points, T-2nd in assists and fourth in faceoff percentage (59.2)...Three assists in WCSF Game 3 at Detroit and WCF Game 3 vs. Vancouver tied a franchise game high, set a personal playoff best and tied a personal playoff high for points in a game...Had an assist in WCSF Game 7 vs. Detroit... Scored the overtime series-clinching goal in WCQF Game 6...Scored the game-winning goal in WCSF Game 4 at Los Angeles...**2009-10:** Posted seventh consecutive season of at least 20 goals and 50 assists — the longest streak for any NHL player since Steve Yzerman and Doug Gilmour had eight season streaks from 1986-87 through 1993-94...Eighth in the League in points and second in assists...Appeared in his 900th game on March 4 vs. Montreal...Missed three games (March 28-April 2, lower body)...Missed his first game since being acquired by San Jose on March 28 vs. Colorado ending his consecutive games streak at 379 (Dec. 2, 2005-March 27, 2010) with the team (franchise high) and overall streak at 398 (Oct. 20, 2005-March 27, 2010)...Posted his 900th point on Jan. 4 vs. Los Angeles...Had a 17-game road point streak (7-18=25) from Nov. 1-Dec. 22...Recorded his fifth career point streak of 10-or-more games with his 10-game point streak from Nov. 14-Dec. 3 (3-13=16)...NHL Second Star of the Month for November...NHL First Star of the Week for week ending Nov. 22...Notched his 600th and 601st assists in four-assist night on Nov. 20 vs. Philadelphia... Surpassed Owen Nolan for second on the all-time Sharks point list (452) with an assist vs. Calgary on Jan. 18. It took him 354 games to catch Nolan, who reached





451 points in 568...Registered his 400th point as a Shark in just his 312th game with San Jose on Oct. 17 at the New York Islanders...**Playoffs:** Had a six-game point streak (3-6=9) from April 24-May 8...Assisted on Marleau's game-winning goal in the series-clinching WCSF Game 5...Assisted on Marleau's overtime game-winning goal in WCSF Game 3...Registered the game-winning goal in WCSF Game 2...**Olympics:** Won a gold medal with Canada...2008-09: Among NHL leaders: seventh in assists (also led team), 11th in points and T-11th in power play points...Appeared in his 300th game as a Shark on April 4 vs. Anaheim...Played in his 800th game at Colorado on Jan. 27...Made his sixth All-Star Game appearance on Jan. 25 and tied the game-high with three points (assists)...Recorded his 800th point on Dec. 31 at Minnesota...Tied the franchise record for consecutive games played (247 — Vincent Damphousse) on Dec. 2, 2008 which marked the three-year anniversary of his Sharks debut (Dec. 2, 2005 at Buffalo)...**Playoffs:** Led team in points...Figured in on all three goals (1-2=3) in a 3-2 overtime victory in WCQF Game 5 vs. Anaheim on April 25...**2007-08:** Named to the NHL Second All-Star Team...Sixth in the voting for the Hart Memorial Trophy...Fourth player to lead the NHL in assists in three straight seasons, tying Wayne Gretzky, Bobby Orr and Stan Mikita...Also fifth in points...Led Sharks in goals and power play goals (11)...12th among League forwards and led team in ice time (21:23)...Won the Sharks "PlayStation Three Stars of the Game" Award...NHL First Star of the Week for the week ending March 30...Posted third career hat trick, first with the Sharks, on March 25 at Phoenix...Tied a franchise record for goals in a period with his third period hat trick at Phoenix on March 25. Jonathan Cheechoo was the last to accomplish the feat with three goals in the second period vs. Los Angeles on April 1, 2007...Named NHL Third Star of the Week for the week ending March 9...Played in his 200th game with the Sharks on Feb. 20 at New Jersey...Named as a Western Conference All-Star, his fifth consecutive All-

BEST IN CLASS

Joe Thornton was selected first overall in the 1997 NHL Entry Draft by the Boston Bruins. Since entering the League in 1997-98, Thornton has produced the most points in the League.

PLAYER	GP	G	A	PTS
Joe Thornton	1207	342	852	1194
Jaromir Jagr	969	439	683	1122
Jarome Iginla	1228	539	578	1117
Daniel Alfredsson	1088	394	631	1025
Teemu Selanne	1114	470	536	1006

Star nod, posting one assist...Registered his 700th point with an assist and played a season-high 31:01 vs. Phoenix on Dec. 20...Appeared in his 700th game vs. Buffalo on Dec. 8...**Playoffs:** Became San Jose's all-time leader in postseason assists (25)...Led NHL in takeaways (19)...**2006-07:** Voted "Sharks Player of the Year"...Earned the PlayStation "Three Stars of the Year" Award...Became the third player in NHL history to have back-to-back 90-assist seasons by posting two on April 5 vs. Calgary — the only other two players who've had consecutive 90-assist seasons are Wayne Gretzky (12, 1980-81 through 1991-92) and Mario Lemieux (1987-88 and 1988-89)...Led NHL in assists, second in PP points (54), PP assists (44) and points...Led NHL in home assists (54)...Led San Jose in points and takeaways (51)...Named the NHL's Second Star of the Month for



March where he led all NHL scorers during the month with 24 points in 14 games...Set a franchise record for assists (formerly Thornton's 72 in 2005-06) and tied the franchise record for points (with Cheechoo's 93 in 2005-06) with four points at Phoenix on March 15...Named NHL's First Star of the Week for week ending March 18...Voted to the starting lineup, leading all Western Conference players in votes, for the All-Star Game...In the NHL SuperSkills competition, hit four targets on six attempts in the shooting accuracy, scored a goal in the shootout competition and posted the second-hardest shot among the Western Conference competitors at 93.2 mph...Named the NHL's Third Star for the week ending Jan. 8 by posting seven points in two games...Recorded his 200th goal on Dec. 31 at Dallas...Finished fourth in the voting for The Lionel Conacher Award as Canadian male athlete of the year in a survey by *The Canadian Press* and Broadcast News (NBA star and former Santa Clara University basketball player Steve Nash was first)...**Playoffs:** Tied a Sharks playoff record with his seven-game assist streak (eight) from April 16 vs. Nashville through May 2 vs. Detroit (Jeff Norton — 1994 at Toronto through 1999 vs. Colorado)...Among NHL leaders: T-6th in assists and T-19th in points...**2005-06:** Became the first Shark to win the Hart Memorial Trophy (Most Valuable Player) and the Art Ross Trophy (NHL scoring leader)...Finalist for the Lester B. Pearson Award, given to the League's most valuable player as selected by the players...First Team NHL All-Star...Named "Sharks Player of the Year"...Named the "Sharks Player of the Month" for December and April...Named NHL Offensive Player of the Week twice during the season, Dec. 5-11 and April 10-16 (shared honors with Cheechoo)...His season assist total (96) was greater than the point total (94) of 2003-04 Art Ross Trophy winner Martin St. Louis, marking the first time since the 1929-30 season that a player's assist total surpassed the point total of the prior season's leading scorer (Frank Boucher had 36 assists in 1929-30, while Ace Bailey led the League with 32 points in 1928-29)...Only the 11th player in NHL history to record 90-plus assists in a single season and the only one to do it while playing for two teams in the season...His 96 assists were 16th most in NHL history and led the League...Finished second on the Sharks franchise list for single season points (92)...Third in the NHL in power play assists (40) and T-4th in PP points (51)...Registered at least one point in 80.2 percent of his games played (65/81)...Set the NHL record for points in a single season by a player who played for two teams in one season (surpassed the 112 points scored by Bernie Nicholls in 1989-90) by recording two assists on April 9 against Dallas...Notched his 56th assist on Feb. 6 against Calgary matching St. Louis' NHL-leading total from 2003-04...Tied Sharks franchise record with at least one assist in eight consecutive games (3-13=16, Dec. 2-20) that was previously done by Nicholls (0-8=8, Oct. 24-Nov. 8, 1996)...Scored his first goal as a Shark in his first home game in San Jose against Atlanta on Dec. 6...Had two assists in his first game with San Jose on Dec. 2 at Buffalo...**Playoffs:** When the Sharks were eliminated from contention, was T-12th in the League in assists...**Olympics:** Registered three points (two assists)... **2004-05:** Played with Davos in Switzerland, leading team and finishing seventh overall in league

scoring...Led the league in playoff scoring as Davos won the Swiss League Championship...World Championships MVP with Team Canada...**2003-04:** Reached the 20-plus goal mark for the fifth straight season...Led Boston in assists and points for the third time...Had 19 multiple-point games...Voted a starter for the Eastern Conference Team at the All-Star Game — his third All-Star Game appearance...Member of 2004 World Cup of Hockey gold medal-winning Team Canada...**2002-03:** Named the 17th captain in Bruins history on Oct. 8...Finished third overall in scoring, second in the NHL in assists and had his second 30-plus goal season...Second team NHL All-Star...Became just the third player in Bruins history to score 100-plus points with 100-plus penalty minutes (Bobby Orr and Ken Hodge) and was the first Bruin since 1993-94 to hit 100 points...Had 33 multiple-point games, including three four-point efforts...NHL Player of the Week for Nov. 25-Dec. 1...**2001-02:** Had 20 multiple-point games, including a career-high five-assists, Dec. 28 in Florida and his second career hat trick Jan. 5 vs. Washington...**Playoffs:** Had two multiple-point games... **2000-01:** Established a career season high in goals, hitting the 30-plus goal mark for the first time...Tied for second in the NHL with 19 power play goals...Scored his first hat trick March 1 vs. Tampa Bay...Recorded his 100th NHL assist April 2 vs. Montreal...Played for Team Canada in the World Championships...**1999-00:** Led the team in goals, assists, points and PIM, becoming just the second player in team history to accomplish that feat (Jimmy Herberts, 1924-25)...Only player in the NHL (fourth Bruin) to lead his team in points and PIM...**1998-99:** Had seven multiple-point games...Played his 100th NHL game Jan. 28 vs. New Jersey...**Playoffs:** Was third in Boston scoring...Scored the series-clinching goal in ECQF Game 6 vs. Carolina...**1997-98:** Played his first NHL game Oct. 8 in Phoenix after missing the first three games with a broken forearm suffered in preseason...**1996-97:** Completed his second season of junior hockey in Sault Ste. Marie...Second amongst OHL scoring leaders and named an OHL Second Team All-Star...Youngest member of Team Canada's 1997 gold medal-winning World Junior Championships squad...**1995-96:** Named the top rookie in Canadian major junior hockey and to the CHL All-Rookie Team.

PERSONAL:

"Jumbo" lists these favorites: Steak (food); Golf (sport besides hockey); honesty (personal quality); Amazing Solitaire player (hidden talent); Pat Lafontaine (hockey idol); Slap Shot (hockey movie); Swamp People (TV show); Jerry Seinfeld (actor); Michael Jackson (musician); Los Angeles (favorite road city)...his fantasy hockey team name would be "The Jumbotrons"...equipment he pays most attention to is his gloves...favorite hockey moment was defeating Detroit in Game 7 in 2011...thinks Evgeni Malkin is the most exciting player to watch in the NHL...thinks Shea Weber is the hardest hitter in the NHL...best non-Sharks jersey in the NHL is Chicago's...would like to remove the instigator rule...feels that Brent Burns not only has the hardest shot on the team, but is also in the greatest shape amongst his teammates...if he could have dinner with anyone in history it would be his two grandpas (Grandpa Pell and Grandpa Thornton)...would be a baseball player if not for playing in the NHL.





CAREER STATISTICS

PLAYOFFS

SEASON	CLUB	LEAGUE	GP	G	A	PTS	PIM	GP	G	A	PTS	PIM
1995-96	Sault Ste. Marie	OHL	66	30	46	76	51	4	1	1	2	11
	Canada	U-18	5	5	6	11	16	-	-	-	-	-
1996-97	Sault Ste. Marie	OHL	59	41	81	122	123	11	11	8	19	24
	Canada	U-20	7	2	2	4	0	-	-	-	-	-
1997-98	Boston	NHL	55	3	4	7	19	6	0	0	0	9
1998-99	Boston	NHL	81	16	25	41	69	11	3	6	9	4
1999-00	Boston	NHL	81	23	37	60	82	-	-	-	-	-
2000-01	Boston	NHL	72	37	34	71	107	-	-	-	-	-
	Canada	World Ch.	6	1	1	2	6	-	-	-	-	-
2001-02	Boston	NHL	66	22	46	68	127	6	2	4	6	10
2002-03	Boston	NHL	77	36	65	101	109	5	1	2	3	4
2003-04	Boston	NHL	77	23	50	73	98	7	0	0	0	14
2004-05	Davos	Switz.	40	10	44	54	80	14	4	20	24	29
	Canada	World Cup	6	1	5	6	0	-	-	-	-	-
	Canada	World Ch.	9	6	10	16	4	-	-	-	-	-
2005-06	San Jose	NHL	58	20	72	92	55	11	2	7	9	12
	Boston	NHL	23	9	24	33	6	-	-	-	-	-
	Canada	Olympics	6	1	2	3	0	-	-	-	-	-
2006-07	San Jose	NHL	82	22	92	114	44	11	1	10	11	10
2007-08	San Jose	NHL	82	29	67	96	59	13	2	8	10	2
2008-09	San Jose	NHL	82	25	61	86	56	6	1	4	5	5
2009-10	San Jose	NHL	79	20	69	89	54	15	3	9	12	18
	Canada	Olympics	7	1	1	2	0	-	-	-	-	-
2010-11	San Jose	NHL	80	21	49	70	47	18	3	14	17	16
2011-12	San Jose	NHL	82	18	59	77	31	5	2	3	5	2
2012-13	San Jose	NHL	48	7	33	40	26	11	2	8	10	2
	Davos	Switz.	33	12	24	36	43	-	-	-	-	-
2013-14	San Jose	NHL	82	11	65	76	32	7	2	1	3	8
	Sharks Totals		675	173	567	740	404	97	18	64	82	75
	NHL Totals		1207	342	852	1194	1021	132	24	76	100	106

Selected in the first round (1st overall) by Boston in the 1997 NHL Entry Draft. **Acquired by San Jose from Boston in exchange for Wayne Primeau, Brad Stuart and Marco Sturm on Nov. 30, 2005.**



13 RAFFI TORRES

POSITION: LEFT WING | **SHOOTS:** LEFT

HT: 6' | **WT:** 215

Born: 10/8/81 in Toronto, Ontario

Acquired by San Jose from Phoenix in exchange for a third round selection (62nd overall) in the 2013 NHL Draft.

CAREER HIGHLIGHTS

First NHL game — Nov. 24, 2001 vs. Anaheim (with N.Y. Islanders)

First NHL goal — Oct. 9, 2003 vs. San Jose (Evgeni Nabokov, with Edmonton)

First NHL assist — Jan. 3, 2002 vs. Pittsburgh (with N.Y. Islanders)

Most points, game — 3, 4 times, most recent, Nov. 2, 2010 at Edmonton (with Vancouver)

Most goals, game — 3, Nov. 2, 2010 at Edmonton (with Vancouver)

Most assists, game — 3, 3 times, most recent, March 31, 2010 vs. Florida (with Buffalo)

Most consecutive games, point — 6, 2 times, most recent, Feb. 6, 2010 vs. Buffalo through March 5, 2010 vs. Philadelphia (with Buffalo)

Most consecutive games, goal — 3, 3 times, most recent, March 8, 2012 vs. Minnesota through March 12, 2012 vs. Nashville (with Phoenix)

Most consecutive games, assist — 4, Nov. 23, 2005 at Minnesota through Dec. 1, 2005 vs. Vancouver (with Edmonton)

Most consecutive games played — 215, Feb. 21, 2004 vs. Vancouver through Dec. 5, 2007 vs. Pittsburgh (with Edmonton)

Best plus/minus — +3, 3 times, most recent, Jan. 8, 2010 at Calgary (with Columbus)

600th NHL game — Feb. 23, 2013 at Edmonton (with Phoenix)

World Jr. Championships — Canada (2001)

2013-14:

Missed the last 17 games of the season (injury)...Recorded at least one point and was a plus-player in 4 of his 5 games played this season (3-2=5, plus-4)...Fired nine shots on goal in his five games played...Returned to the lineup after missing 59 games on Feb. 27 at Philadelphia and scored two goals...**Playoffs:** T-2nd on the team in goals (2)...Picked up an assist in Game 6 of the WCFR at Los Angeles on April 28...Scored a goal, was a plus-2 and was named third star in Game 2 vs. Los Angeles on April 20...Scored the game-winning goal, led the Sharks with seven hits and was named the second star in Game 1 vs. Los Angeles on April 17

CAREER:

2012-13: Recorded six points (2-4=6) and a shootout-winning goal in 11 games with the Sharks...T-2nd most hits on the Sharks

(89)...Tied the Sharks team high for the season with eight hits vs. Columbus on April 21...Scored his first goal as a Shark on April 18 vs. Minnesota and added an assist 22-seconds later...Converted on his first shootout attempt as a Shark on April 16 vs. Los Angeles...Picked up two assists, seven hits and drew a penalty in his first game as a Shark vs. Dallas on April 7...Acquired from Phoenix in exchange for a third round selection in the 2013 NHL Draft (Florida via N.Y. Rangers)...Was T-9th in points (5-7=12) in 28 games with Phoenix at the time of the trade...Had two assists on April 2 vs. Los Angeles in his last game as a Coyote...Played in his 600th career NHL game at Edmonton on Feb. 23...**Playoffs:** 6th on the team in hits (18) despite playing in just five of the team's 11 playoff games...Named Second Star in Game 2 of WCQF vs. Vancouver, scoring the OT game-winning goal and adding four shots. **2011-12:** Had a team-high 83 PIM...Led the team in shooting percentage (15.2%)...5th on the team in hits (128)...Scored the game-winning goal and had an assist vs. Colorado on March 22...Three-game goal streak (3-0=3) from March 8-12...Recorded 1-1=2 vs. Nashville on March 12...Scored a goal in a 3-0 win vs. San Jose on March 10...Netted a goal at Dallas on Feb. 7...Scored twice at Los Angeles on Dec. 26...Three-game point streak (1-2=3) from Nov. 10-15...Scored his first goal as a Coyote vs. Dallas on Oct. 25...Collected 100th career NHL assist at Nashville on Oct. 13...**Playoffs:** Recorded 1-1=2 in three games of the WCQF against Chicago...Scored a goal in Game 2 vs. Chicago on April 14...**2010-11:** Ranked 3rd on the team in hits (134) and had a +4 rating...Registered a pair of goals vs. Dallas on Feb. 19...Posted a four-game point streak (3-2=5) from Dec. 23-31...Had a pair of goals at Columbus on Dec. 23...Recorded a four-game point streak (5-1=6) from Nov. 1-6...Notched his first career hat trick at Edmonton on Nov. 2...Posted 1-1=2 vs. Minnesota on Oct. 22...**Playoffs:** Scored the game-winning goal vs. Boston in Game 1 of the SCF on June 1...Had a goal in Game 2 of the WCF vs. San Jose on May 18...Posted 1-1=2 in Game 5 of the WCSF vs. Nashville on May 7...**2009-10:**

TORRES





Recorded 19-12=31 in 60 games with Columbus before being traded to Buffalo...Traded from Columbus to Buffalo in exchange for Nathan Paetsch and a second round draft pick in the 2010 Entry Draft, March 3...Had five assists in 14 games with Buffalo...Skated 17:25 and assisted on the OT game-winning goal in Buffalo debut vs. Philadelphia on March 5...Posted three-point game (0-3=3) vs. Florida on March 31...Had a six-game point streak (3-3-6) Feb. 6-March 5...Named First Star after collecting two goals, including a the game winner, and finishing +2 at Atlanta on Nov. 5...**Playoffs:** Collected two points (0-2=2) in four postseason games with Buffalo...**2008-09:** Led the team and T-20th in the NHL in game-winning goals (6)...Tallied a two-goal game,

including the game-winning goal, at Florida on March 21...Recorded 1-1=2 vs. Los Angeles on March 3...Missed 19 games (12/4-1/13) due to an injury...Scored his first goal as a Blue Jacket, the game-winner, vs. Washington on Nov. 29...Made his Columbus debut vs. Chicago on Nov. 1 and had a game-high 10 hits...Missed the first 10 games of season due to injury...**Playoffs:** Collected 0-2=2 in four playoff games...**2007-08:** Missed the final 49 games of the season due to an injury...Had his streak of 215-consecutive games played come to an end when he was a healthy scratch vs. STL on Dec. 7...Had 2-2=4 during a four-game point streak Nov. 28-Dec. 3...Played the 300th game of his NHL career at Colorado on Nov. 28...Tied a single-game career high with 0-3=3



vs. Minnesota on Oct. 25...Had two goals at Phoenix on Oct. 18...**2006-07:** Set a career high in assists...3rd on the club in hits (114)...Scored two goals vs. Columbus on Jan. 31...Recorded the 100th point of his NHL career vs. Colorado on Dec. 19...Played the 200th game of his NHL career vs. Detroit on Oct. 21...**2005-06:** 2nd on the club in goals, 3rd in hits (110) and 6th in points...Set career highs in goals and points...Had two goals at Vancouver on March 23...Recorded a four-game point streak (2-4=6) Nov. 23-Dec. 1...Tied a single-game career high (0-3=3) at St. Louis on Nov. 4...Had 5-4=9 during a career high six-game scoring streak Oct. 25-Nov. 4...Scored a pair of goals in back-to-back games vs. Vancouver, Oct. 8 and at Anaheim, Oct. 10...Playoffs: Helped Edmonton reach the Stanley Cup Final...5th in the NHL in hits (47)...

2004-05: Notched 21-25=46, 165 PIM and was a +4 in 67 games with Edmonton (AHL)...Tied for team lead in points, 2nd in goals, assists and PPG (8)...Became the first Road Runner to register a hat trick when he scored a team record four goals vs. Milwaukee, Nov. 24...Three of the four goals came in the third period, establishing a franchise record for most goals in a period...**2003-04:** Set a career high in plus/minus rating (+12)...2nd on the club in goals...Represented the Oilers and scored a goal at NHL YoungStars Game during All-Star Weekend Feb. 7 at Xcel Energy Center in Minnesota... Scored the first goal of his NHL career and added an assist vs. San Jose on Oct. 9 (Evgeni Nabokov)...2002-03: Netted his first career AHL hat trick vs. Worcester, Jan. 30...**Playoffs:** Helped Hamilton reach the Calder Cup Final...**2001-02:** Made his NHL debut vs. Anaheim on Nov. 24...Tallied

first career NHL point (assist) vs. Pittsburgh on Jan. 3...6th on Bridgeport in goals...**Playoffs:** 4th on the club in playoff points, helping the Sound Tigers advance to the Calder Cup Final...Scored the game-winning goal in Game 7 of the AHL Eastern Conference Final vs. Hamilton...**2000-01:** Was named to the OHL Second All-Star Team...Notched 3-2=5 in seven games for Team Canada at the IIHF World Junior Championship in Russia...Tallied the bronze medal-winning goal in Canada's 2-1 overtime win against Sweden...**1999-00:** Named to the OHL Second All-Star Team...Played in the CHL Top Prospects Game.

PERSONAL:

"Tico" lists these favorites: Tacos (food); Golf (offseason activity); Golf (sport besides hockey); LeBron James (athlete); Swingers (movie); Breaking Bad (TV show); Green Day (band); Mexico (vacation spot); Wendel Clark (hockey idol); Getting drafted (hockey moment); Dallas (road city); Edmonton Oilers (non-Sharks jersey)...First job was a bus boy at a restaurant...Would be coaching if he was not playing hockey professionally...If he could hang out with one person in history he would sit down and just talk with Mike Tyson...Says Vince Vaughn (specifically from the Swingers-era) would be the actor to star in a movie about his life...Can't live without his eye contacts...Biggest influence on his hockey career was his parents...Says that Alex Ovechkin is the most exciting player to watch in the NHL...Thinks Patrick Marleau is the fastest skater in the NHL...Names Niklas Kronwall the hardest hitter in the NHL.

CAREER STATISTICS

PLAYOFFS

SEASON	CLUB	LEAGUE	GP	G	A	PTS	PIM	GP	G	A	PTS	PIM
1997-98	Thornhill	MTJHL	46	17	16	33	90	-	-	-	-	-
1998-99	Brampton	OHL	62	35	27	62	32	-	-	-	-	-
1999-00	Brampton	OHL	68	43	48	91	40	6	5	2	7	23
2000-01	Brampton	OHL	55	33	37	70	76	8	7	4	11	19
	Canada	U-20	7	3	2	5	10	-	-	-	-	-
2001-02	NY Islanders	NHL	14	0	1	1	6	-	-	-	-	-
	Bridgeport	AHL	59	20	10	30	45	20	8	9	17	26
2002-03	NY Islanders	NHL	17	0	5	5	10	-	-	-	-	-
	Bridgeport	AHL	49	17	15	32	54	-	-	-	-	-
	Hamilton	AHL	11	1	7	8	14	23	6	1	7	29
2003-04	Edmonton	NHL	80	20	14	34	65	-	-	-	-	-
2004-05	Edmonton	AHL	67	21	25	46	165	-	-	-	-	-
2005-06	Edmonton	NHL	82	27	14	41	50	22	4	7	11	16
2006-07	Edmonton	NHL	82	15	19	34	88	-	-	-	-	-
2007-08	Edmonton	NHL	32	5	6	11	36	-	-	-	-	-
2008-09	Columbus	NHL	51	12	8	20	23	4	0	2	2	2
2009-10	Columbus	NHL	60	19	12	31	32	-	-	-	-	-
	Buffalo	NHL	14	0	5	5	2	4	0	2	2	12
2010-11	Vancouver	NHL	80	14	15	29	78	23	3	4	7	28
2011-12	Phoenix	NHL	79	15	11	26	83	3	1	1	2	2
2012-13	Phoenix	NHL	28	5	7	12	13	-	-	-	-	-
	San Jose	NHL	11	2	4	6	4	5	1	0	1	2
2013-14	San Jose	NHL	5	3	2	5	7	7	2	1	3	18
	Sharks Totals		16	5	6	11	11	12	3	1	4	20
	NHL Totals		635	137	123	260	497	68	11	17	28	80

Selected by N.Y. Islanders in the 2000 NHL Entry Draft (1st round, 5th overall). Acquired by Edmonton with Brad Isbister from N.Y. Islanders in exchange for Janne Niinimaa and a second round selection (53rd overall, Evgeny Tunik) in the 2003 NHL Entry Draft, March 11, 2003. Acquired by Columbus from Edmonton in exchange for Gilbert Brule, July 1, 2008. Acquired by Buffalo from Columbus in exchange for Nathan Paetsch and a second round selection (55th overall, Petr Straka), March 3, 2010. Signed by Vancouver as a free agent, Aug. 25, 2010. Signed by Phoenix as a free agent, July 1, 2011. **Acquired by San Jose from Phoenix in exchange for a third round selection (62nd overall) in the 2013 NHL Draft.**



44 MARC-EDOUARD VLASIC

POSITION: DEFENSE | SHOOTS: LEFT

 @Vlasic44

HT: 6' 1" | WT: 205

Born: 3/30/87 in Montreal, Quebec

Selected by San Jose in the 2005 NHL Entry Draft (2nd round, 35th overall).

CAREER HIGHLIGHTS

First NHL game — Oct. 5, 2006 vs. St. Louis
First NHL goal — Nov. 22, 2006 vs. Los Angeles (Dan Cloutier)
First NHL assist — Oct. 23, 2006 at Columbus
Most points, game — 4, Nov. 17, 2011 vs. Detroit
Most goals, game — 1, 30 times, most recent, March 11, 2014 vs. Toronto
Most assists, game — 3, 3 times, most recent, Nov. 20, 2011 at Colorado
Most consecutive games, point — 4, Oct. 3, 2013 vs. Vancouver through Oct. 10, 2013 at Vancouver
Most consecutive games, goal — 2, Oct. 8, 2013 vs. NY Rangers through Oct. 10, 2013 at Vancouver
Most consecutive games, assist — 3, 5 times, most recent, Feb. 7, 2014 vs. Columbus through Feb. 28, 2014 at Buffalo
Most consecutive games played — 253, Jan. 15, 2007 vs. Colorado through Jan. 28, 2010 vs. Chicago
Best plus/minus — +5, 2 times, most recent, March 11, 2014 vs. Toronto
600th NHL game — April 12, 2014 at Phoenix
100th NHL Point — Jan. 1, 2011 at Los Angeles
100th NHL Assist — Nov. 20, 2011 at Colorado
NHL All-Rookie Team — 2006-07
PlayStation "Sharks Rookie of the Year" — 2006-07
World Championships — Canada (2012, 2009)
NHL Player of the Week — Nov. 14, - 20, 2011 (2nd Star),
Olympics — Canada, 2014 (gold medal)
Brocade "Sharks Player of the Month" — Oct. 2013, Oct. 2011

2013-14:

3rd amongst Sharks defensemen in points... 3rd on the team in average time on ice (20:42)...T-9th in the NHL in plus/minus (+31)...Finished 12th in voting for both the Norris Trophy as well as the NHL's Post Season All-Star Team...Finished 20th in voting for the Lady Byng trophy...Had a 217 consecutive game streak end on April 11 vs. Colorado...Scored a goal and was a plus-5 on March 11 vs. Toronto...Helped Canada win the gold medal at the 2014 Olympics...Named to Team Canada for Olympics on Jan. 7...Tied his 2012-13 goal total with his third goal of the season on Oct. 30 at Los Angeles...Had

seven blocked shots (one shy of franchise record) on Oct. 19 vs. Calgary...Set a career high four-game point streak (10/3 - 10/10) with a goal on Oct. 10 at Vancouver...Scored his first career shorthanded goal on Oct. 8 vs. the NY Rangers, becoming the 12th Sharks defenseman to score a shorthanded goal...Recorded two assists on Oct. 5 vs. Phoenix...Registered his first point of the season (assist) on Oct. 3 vs. Vancouver...**Playoffs:** Tied for team lead with 12 blocked shots...2nd amongst team defenders in points (3)...Picked up and assist to go along with a plus-2 rating in Game 3 of the WCFR at Los Angeles on April 22...Notched a multi-point game (1-1=2), a plus-1 rating and was named the first star in Game 1 vs. Los Angeles on April 17

CAREER

2012-13: Led the team in home plus/minus (+12)...T-2nd on the team in blocked shots (81) and 2nd in average ice time per game (20:49)...T-3rd in points amongst Sharks blueliners (7)...Was a plus player for the fifth consecutive season and for the sixth time in seven career years...Set a career high with 15 PIM on April 3 vs. Minnesota...Became the second player from the 2005 NHL Draft to play 500 career games on March 20 at Edmonton, joining Anze Kopitar. He became the fourth defenseman in Sharks history to reach the plateau joining Mike Rathje, Marcus Ragnarsson and Scott Hannan...**Playoffs:** 3rd on the team in plus/minus (+2) and T-2nd in PIM (6)...4th in average time on ice (20:39) and led the team in even strength ice time per game (18:21)...Scored his first career NHL Playoff goal in Game 2 of the WCFR at Los Angeles. **2011-12:** 1st on the team, 12th in the League, in blocked shots (171)...Played in all 82 games for the third time in his six-year career...Finished the season +11, which was 3rd on the team...Set a career high with 119 shots...Set a franchise record with eight blocked shots on Dec. 23 vs. Los Angeles...Named NHL Second Star of the Week for the week of Nov. 14-20 by totaling seven points (1-6=7) and a +7 rating...Matched his career high in assists (0-3=3), gaining the primary helper on all three Marleau goals, at Colorado on Nov.



VLASIC

20. The second assist of the night was his 100th career assist...Posted a career high four points (1-3=4), which ties a franchise record for a defenseman, and a career high +5 vs. Detroit on Nov. 17...Named co-Brocade "Sharks Player of the Month" for October along with Joe Pavelski...**Playoffs:** Appeared in five games...**World Ch.:** Played in two games with Canada and was injured in his second game...**2010-11:** Set career highs in shots (116) and game-winning goals (two)...Led Sharks in blocked shots (147), second in time on ice (20:51) and third in plus/minus (plus-14)...Registered two points (goal and assist) vs. Dallas on March 31...Missed game on March 24 at Los Angeles (lower body)...Tied his career best with a plus-4 March 15 at Dallas...Registered his 100th point with an assist on the game's lone goal on Jan. 1 at Los Angeles...Posted two primary assists on Dec. 30 at Chicago, including one on Thornton's game-winner...Tied the single-game franchise record for blocked shots (6 — since surpassed by Murray) in back-to-back games (Dec. 16-18), giving him the most blocked shots in a two-game span in franchise history (since tied by Murray)...Notched his first multi-point game of the season, assisting on both goals on Dec. 11 vs. Chicago...Scored a goal, his first point of the season, and added five blocked shots, on Dec. 9 at Buffalo...**Playoffs:** 4th on the team in time on ice per game (21:45) and 3rd in plus/minus (+4)...Had two assists in the last four games...Posted an assist in WCQF Game 4 at Los Angeles...**2009-10:** Shared team lead in plus/minus (plus-21)...Second in average ice time per game (22:05)...Missed game on March 31 (lower body) and 17 games (Jan. 30-March 19, lower body)...Scored his first power play goal of the season vs. Anaheim on Jan. 21...Had played in 253 consecutive games from Jan. 15, 2007 vs. Colorado through Jan. 28, 2010 vs. Chicago — the second longest streak in Sharks history...Picked up his first career fighting major on Nov. 20 against Daniel Briere of Philadelphia...**Playoffs:** Assisted on Couture's goal that sent WCSF Game 3 to overtime...**2008-09:** Set career highs in points, goals and assists...4th amongst team defensemen in points, 2nd in time on ice per game (23:54 — career high)...Led team in blocked shots (122)...Set a career high with three points (assists) vs. Columbus on Dec. 4...Registered a career-high plus-4 on Oct. 14 vs. Columbus...**Playoffs:** Had an assist in WCQF Game 3 at Anaheim...**World Ch.:** Won a silver medal for Team Canada...**2007-08:** 3rd on San Jose in blocked shots (85) and in average ice time (21:36)...Snapped a 69-game goalless streak with his first on Feb. 2 vs. Chicago...**Playoffs:** Had primary assist on Pavelski's game-winner in WCQF Game 2 vs. Calgary...**2006-07:** Named to the NHL All-Rookie Team with Matt Carle — just the second pair of defensive teammates in NHL history to be named to the squad in the same season (Detroit's Nicklas Lidstrom and Vladimir Konstantinov, 1991-92)...PlayStation "Sharks Rookie of the Year"...Youngest defenseman to play in the NHL...Led League rookies in shorthanded time on ice per game (3:18) and in ice time per game (22:11), averaging 1:39 per game more than any other rookie that played in 10-plus games...Second among all NHL rookies in blocked shots (134)...T-2nd among rookie defensemen in points and assists...Second on team in average ice time (22:11)...Became the youngest defenseman to make the Sharks out of camp since Brad Stuart in 1999...**Playoffs:** Earned

first point (assist) in his first game (WCQF Game 1 at Nashville)...**2005-06:** Alternate captain was second on Quebec (QMJHL) in scoring among defensemen, eighth overall and fourth in the league among blueliners...Third on the squad with a plus-41...Among the final 34 players in camp for Team Canada for the 2006 IIHF World Jr. Tourney...**Playoffs:** Led QMJHL in points among defensemen and fifth overall...Second in QMJHL and was first among defensemen in assists...His three game-winning goals were T-2nd in the league...Finished T-3rd in scoring among defensemen at the Memorial Cup with three assists in four games...Assisted on two goals in the Memorial Cup Championship, including the game-winning goal...Led all players at the Memorial Cup with a plus-7...**2004-05:** T-18th among league defensemen in points...13th among league defensemen in assists...Second among league defensemen and fifth overall in the league in plus/minus (plus-39)...**2003-04:** Tied for 18th among league defensemen in plus/minus (plus-6)...Fifth among team defensemen in points.

PERSONAL:

"Eddy" or "Pickles" lists these favorites: Steak (food); Go to the pool (offseason activity); Canadian Football (sport besides hockey); Dodgeball (movie); Big Bang (TV show); Kanye and Jay-Z (musicians); Cabo San Lucas (vacation spot); A specific steakhouse in Montreal (restaurant); Pavel Bure (hockey idol); Playing in his first NHL game (hockey moment); Montreal (road city); Chicago Blackhawks (non-Sharks jersey)...Has the hidden talent of being really good at ping pong...His first job was being a hockey referee...Would be an actor if he wasn't playing hockey professionally...If he would hang out with one person in history he would want to make beats with Jay-Z... If faced with the situation of fighting one horse-sized duck or 100 duck-sized horses, he would want to fight one horse-sized duck... Says that Dwayne "The Rock" Johnson would be the actor to star in a movie about his life...Can't live without his phone...Biggest influence on his hockey career was his dad...Says that Pavel Datsyuk is the most exciting player to watch in the NHL...Says Joe Thornton is the funniest Sharks player and would also make the beat coach...In his hometown of West Island, QC, Vlasic enjoys playing hockey and eating at Mondo.






CAREER STATISTICS

PLAYOFFS

SEASON	CLUB	LEAGUE	GP	G	A	PTS	PIM	GP	G	A	PTS	PIM
2003-04	Quebec	QMJHL	41	1	9	10	4	5	0	1	1	0
2004-05	Quebec	QMJHL	70	5	25	30	33	13	2	7	9	2
2005-06	Quebec	QMJHL	66	16	57	73	57	23	5	24	29	10
2006-07	San Jose	NHL	81	3	23	26	18	11	0	1	1	2
2007-08	San Jose	NHL	82	2	12	14	24	13	0	1	1	0
	Worcester	AHL	1	0	2	2	0	-	-	-	-	-
2008-09	San Jose	NHL	82	6	30	36	42	6	0	1	1	0
	Canada	World Ch.	5	0	0	0	2	-	-	-	-	-
2009-10	San Jose	NHL	64	3	13	16	33	15	0	3	3	4
2010-11	San Jose	NHL	80	4	14	18	18	18	0	3	3	4
2011-12	San Jose	NHL	82	4	19	23	40	5	0	0	0	2
2012-13	San Jose	NHL	48	3	4	7	29	11	1	1	2	6
2013-14	San Jose	NHL	81	5	19	24	38	5	1	2	3	0
	Canada	Olympics	6	0	0	0	0	-	-	-	-	-
NHL/Sharks Totals			600	30	134	164	242	84	2	12	14	18

Selected by San Jose in the 2005 NHL Entry Draft (2nd round, 35th overall).





WINGELS

57 TOMMY WINGELS

POSITION: RIGHT WING | **SHOOTS:** RIGHT

HT: 6' | **WT:** 200

Born: 4/12/88 in Evanston, Illinois

Selected by San Jose in the 2008 NHL Entry Draft (6th round, 177th overall).

@TommyWingels

CAREER HIGHLIGHTS

First NHL game — Oct. 8, 2010 at Columbus (in Stockholm, Sweden)

First NHL goal — Jan. 15, 2012 at Chicago (Corey Crawford)

First NHL assist — Oct. 8, 2011 vs. Phoenix

Most points, game — 3, March 27, 2013 vs. Anaheim

Most goals, game — 2, 2 times, most recent, March 8, 2014 vs. Montreal

Most assists, game — 2, 2 times, most recent, Jan. 18, 2014 at Tampa Bay

Most consecutive games, point — 6, Oct. 27, 2013 at Ottawa through Nov. 10, 2013 at Winnipeg

Most consecutive games, goal — 2, 2 times, most recent, March 8, 2014 vs. Montreal through March 11, 2014 vs. Toronto

Most consecutive games, assist — 3, Oct. 27, 2013 at Ottawa through Nov. 2, 2013 vs. Phoenix

Most consecutive games played — 26, March 9, 2013 vs. St. Louis through April 27, 2013 at Los Angeles

Best plus/minus — +3, 2 times, most recent, Nov. 21, 2013 vs. Tampa Bay

100th NHL game — Nov. 15, 2013 at Edmonton

World Championships — USA, 2014

2013-14:

Set career-highs in goals (16), assists (22) and points (38) this season...Ranked 5th on the team in goals and 6th in points...Led the team in hits (218)...Recorded 10 hits on April 3 vs. Los Angeles...Broke his own franchise record by recording 12 hits on March 25 at Edmonton...Recorded his first Gordie Howe hat trick on March 11 vs. Toronto...Scored twice on March 8 vs. Montreal...Tallied the overtime winner on Feb. 5 vs. Dallas...Scored a goal on Jan. 20 vs. Calgary...Recorded two helpers on Jan. 18 at Tampa Bay...Scored a career high two goals and a career best plus-3 rating on Nov. 21 vs. Tampa Bay...Played in his 100th career NHL game on Nov. 15 at Edmonton...Extended career-high point streak to six games (3-4=7) with a goal on Nov. 10 at Winnipeg...Scored the game-tying goal on Nov. 5 vs. Buffalo...Posted two assists on Oct. 8 vs. the NY Rangers...Recorded a team-high six hits on Oct. 5 vs. Phoenix...Scored his first goal of the season on Oct. 3 vs. Vancouver...**Playoffs:** 2nd on the team in hits (31)...

Carried a three-game assist streak from Game 1 to Game 3 (April 17-22) of the WCFF against Los Angeles...Had an assist, plus-1 rating and game-high nine hits in Game 3 at Los Angeles on April 22

CAREER:

2012-13: Led the team in hits (115)...T-4th amongst team forwards in blocked shots (32)...Had career highs in goals, assists and points (5-8-13)...Was named the Sharks nominee for the King Clancy Memorial Trophy...Had his third multi-point game of the season on April 15 at Phoenix with a goal and an assist...Set a new career-high in goals with his fourth on April 7 vs. Dallas...Set a career-high with 3 points (1-2=3) on March 27 vs. Anaheim...Took his first career penalty shot on March 16 at Los Angeles but did not convert against Jonathan Bernier...Returned from Injured Reserve on March 9 vs. St. Louis and had an assist and a game-high five hits...Scored his first goal and recorded his first multi-point game of the season (1-1=2) on Feb. 5 vs. Chicago...During the team stoppage, he played for KooKoo in Finland...**Playoffs:** Led the team in hits (44) and T-7th on the team in assists (2)...T-4th on the Sharks in plus/minus (+1), T-2nd in PIM (6) and T-3rd amongst team forwards in blocked shots (7). **2011-12:** 4th on the team in hits (102) in just 33 games...Sharks nominee for the Masterton Trophy for his work as an advisory board member on the You Can Play Project...Had his first career multi-point game (1-1=2) on Feb. 16 at Tampa Bay...Scored his first career NHL goal in his native state of Illinois on Jan. 15 at Chicago...Recorded his first career point with an assist in the season opener on Oct. 8 vs. Phoenix...**Playoffs:** Recorded the primary assist on Desjardins' goal that sent Game 1 of the WCFF at St. Louis to overtime in his first career postseason game...T-3rd on the team in plus/minus (+1)...**2010-11:** Appeared in five games for San Jose in his first professional season...Made his NHL debut on Oct. 8 at Columbus in Stockholm...AHL: Posted 33 points (17-16=33) in 69 games with Worcester... Worcester Sharks Rookie of the Year...3rd amongst team in goals scored and first with four game winners...Fired a Worcester season high 9 shots on goal against Portland on April 5...



Had a three game goal scoring streak (4-0=4) snapped on March 18....Scored first pro power play goal vs. Connecticut on March 13....Received first professional fighting major penalty vs. Andrew Bodnarchuk at Providence on Jan. 16....Scored first professional goal, the game-winner, at 14:24 of third period against Norfolk on Oct. 24....**2009-10:** Miami's team captain was named to the 2009-10 CCHA All-Conference Second Team and the CCHA's Best Defensive Forward...Named an Inside College Hockey Third Team All-American...Helped Miami reach the Frozen Four for the second consecutive season...Set career highs in goals, assists and points...Scored four goals and added an assist on Dec. 11 vs. Ohio State and was named the first star...**2008-09:** One of six players on Miami to play in all 41 regular season games...Amongst team leaders: T-7th in goals, fifth in assists and points and first in PIM...Notched a career-high four points against RPI on Dec. 14...**Playoffs:** Recorded two assists vs. Denver on March 27...**2007-08:** Finished third amongst team freshmen in points...T-3rd on team in goals...T-30th among freshmen in the nation in points per game (.69)...Scored 12 even

strength goals...**2006-07:** Named Most Valuable Player of the East Division team at the 2007 USHL Prospects/All-Star Game...USHL Offensive Player of the Week (Oct. 31).

PERSONAL:

"Wings" or "Dewey" lists these favorites: Steak and sushi (food); Hang out with his friends and travel (offseason activity); Football (sport besides hockey); Peyton Manning (athlete); Homeland and Suits (TV show); Seaside, Florida (vacation spot); Nobu (restaurant); Playing in his first NHL game (hockey moment); Chicago (road city)...Would be doing something in business if he wasn't playing hockey professionally...Couldn't live without his computer...The biggest influence on his hockey career was his father...Says James Sheppard is his funniest teammate...States teammate Adam Burish chirps the most on the bench and would be best suited to hosting his own TV show...In his hometown of Wilmette, IL, Wingels enjoys being close to the lake, hanging out at the beach, and eating at Los Malnati's Pizza.

CAREER STATISTICS

SEASON	CLUB	LEAGUE	GP	G	A	PTS	PIM	GP	G	A	PTS	PIM
2006-07	Cedar Rapids	USHL	47	10	18	28	52	6	3	0	3	6
2007-08	Miami	CCHA	42	15	14	29	22	-	-	-	-	-
2008-09	Miami	CCHA	41	11	17	28	66	-	-	-	-	-
2009-10	Miami	CCHA	44	17	25	42	49	-	-	-	-	-
2010-11	San Jose	NHL	5	0	0	0	0	-	-	-	-	-
	Worcester	AHL	69	17	16	33	69	-	-	-	-	-
2011-12	San Jose	NHL	33	3	6	9	18	5	0	1	1	7
	Worcester	AHL	29	13	8	21	28	-	-	-	-	-
2012-13	San Jose	NHL	42	5	8	13	26	11	0	2	2	6
	KooKoo	Fin2	18	8	14	22	33	-	-	-	-	-
2013-14	San Jose	NHL	77	16	22	38	35	7	0	3	3	4
	NHL/Sharks Totals		157	24	36	60	79	23	0	6	6	17

Selected by San Jose in the 2008 NHL Entry Draft (6th round, 177th overall).





Sharks rookie Tomas Hertl scores his fourth goal of the game against the New York Rangers on Oct. 8, 2013, becoming the youngest NHL player to score four goals in a game since Jimmy Carson on March 20, 1988.



KONRAD ABELTSHAUSER

POSITION: DEFENSE | **SHOOTS:** LEFT

HT: 6' 5" | **WEIGHT:** 225 | **BORN:** 9/2/92 IN Bad Tolz, Germany

Selected by San Jose in the 2010 NHL Entry Draft (6th round, 163rd overall).

2013-14: In his first professional season, ranked T-2nd on the club amongst defensemen with 21 points and 2nd in goals (6)...Recorded a five game point streak from 3/14-3/22....Scored his first professional goal at Manchester on Dec. 8....Played first professional game at Springfield on Oct. 12...**2012-13:** Finished the regular season ranked 3rd amongst all QMJHL defenseman in assists (47) and 5th overall in points (54)...Named CHL Player of the Week on May 5 after scoring 2-1=3 in two games with a +4 rating...Won the 2013 QMJHL President Cup with Halifax...Finished the postseason ranked 6th on the team in goals (7), T-4th in assists (13) and T-5th in assists...Amongst all QMJHL defenseman he was 1st in playoff points per game (1.18 PTS/GP), 2nd in goals per game (0.41 G/GP) and 3rd in assists per game (0.76 A/GP)...Won the 2013 Memorial Cup with Halifax and was named to the 2013 Memorial Cup All-Star Team...**2011-12:** 9th among QMJHL defensemen in points (8-36=44)...Named the QMJHL's second star of the week on Oct. 10 after recording 7 points (2-5=7) in three games...Second among all-league defensemen in playoff points (5-11=16), T-7th in PPA (7) and T-14th in assists...In the 2013 World Jr. Championship with Germany, he was named the Best Defenseman, as picked by the Directorate, for the tournament, leading his team in points by a defenseman (1-6=7) and the entire team in plus/minus (+10) in five games...**2010-11:** First amongst Halifax defensemen in points and goals and second in assists...Led team in points and goals during the playoffs...Played for the German National Team in the World Junior Championships...**2009-10:** Second amongst team defensemen and rookies in points...Recorded three power play goals.

CAREER STATISTICS

PLAYOFFS

SEASON	CLUB	LEAGUE	GP	G	A	PTS	PIM	GP	G	A	PTS	PIM
2009-10	Halifax	QMJHL	48	5	20	25	28	-	-	-	-	-
2010-11	Halifax	QMJHL	58	8	19	27	47	4	3	0	3	0
	Germany	U-20	6	0	0	0	2	-	-	-	-	-
2011-12	Halifax	QMJHL	57	8	36	44	30	15	5	11	16	16
	Germany	U-20	5	1	6	7	4	-	-	-	-	-
2012-13	Halifax	QMJHL	56	7	47	54	22	17	7	13	20	12
2013-14	Worcester	AHL	57	6	15	21	18	-	-	-	-	-

Selected by San Jose in the 2010 NHL Entry Draft (6th round, 163rd overall).



J.P. ANDERSON

POSITION: GOALTENDER | **CATCHES:** RIGHT

HT: 5' 11" | **WEIGHT:** 185 | **BORN:** 4/27/92 in Toronto, Ontario

Signed by San Jose as a free agent on Sept. 21, 2010.

2013-14: Split time with San Francisco and Ontario (ECHL) in his first professional season...Appeared in a combined 21 ECHL games, posting a 4-9-4 record...Made his Ontario debut on March 16 vs. Idaho and stopped 27 of 29 shots for the win...Made his professional debut for San Francisco on Nov. 2 at Colorado...**2012-13:** Set the all-time record for wins by an OHL goaltender by recording his 115th career win on Dec 9 vs. Sault Ste. Marie...**2011-12:** Amongst OHL goalies he was 2nd in minutes, 5th in saves, T-6th in shutouts and 7th in wins splitting the season between Mississauga and Sarnia...**2010-11:** Led OHL in goals-against average, shutouts and wins and was 6th in save percentage...Named OHL Player of the Week for March 6...Named Vaughn CHL Goaltender of the Month for January and March...Received second Vaughn CHL Goaltender of the Week Award for the week ending Jan. 30...Selected to the Canada World Junior team selection camp...Named to "Team OHL" for the 2010 Subway Super Series and picked up the win in relief on Nov. 15 vs. Team Russia, stopping four of five shots...Named the Vaughn CHL Goaltender of the Week for the week ending Nov. 7...In the playoffs, finished 2nd among all OHL goaltenders in goals-against average, 1st in wins and 3rd in save percentage among goalies with 10-plus games played...Named OHL Goaltender of the Week for the week ending March 27...**2009-10:** Finished 4th in the OHL in goals-against average...Led the team with 23 wins...**2008-09:** In his rookie season, shared team lead with a 2.94 goals-against average.

CAREER STATISTICS

PLAYOFFS

SEASON	CLUB	LEAGUE	GP	W	L	OT	MINS	GA	SO	GAA	GP	W	L	MINS	GA	SO	GAA
2008-09	Mississauga	OHL	26	12	12	0	1409	69	0	2.94	11	6	5	697	29	0	2.50
2009-10	Mississauga	OHL	36	23	10	1	2028	88	2	2.60	10	4	6	519	24	1	2.78
2010-11	Mississauga	OHL	51	38	10	4	2897	114	6	2.36	20	15	5	1223	43	4	2.11
2011-12	Mississauga	OHL	31	15	11	4	1855	94	0	3.04	-	-	-	-	-	-	-
	Sarnia	OHL	26	12	12	2	1473	74	3	3.01	6	2	3	355	22	0	3.71
2012-13	Sarnia	OHL	53	26	21	5	3031	167	1	3.31	4	0	4	239	24	0	6.02
2013-14	San Francisco	ECHL	14	1	7	2	672	39	0	3.48	2	0	2	118	7	0	3.55
	Ontario	ECHL	7	3	2	2	425	18	0	2.54	-	-	-	-	-	-	-

Signed by San Jose as a free agent on Sept. 21, 2010.





JULIUS BERGMAN (YULE-ee-us)

POSITION: DEFENSE | **SHOOTS:** RIGHT

HT: 6' 1" | **WEIGHT:** 190 | **BORN:** 11/2/95 in Stockholm, Sweden

Selected by San Jose in the 2014 NHL Draft (2nd round, 46th overall).

2013-14: Will play for London (OHL) in 2014-15...Represented Sweden at the 2014 U.S. World Junior National Development Camp, recording one assist and six PIM in four games during the tournament...Recorded 34 points (13-21=34) and 54 PIM in 45 games with Frolunda's junior squad...Ranked 1st on the


team in goals, assists and points amongst defensemen...Among league blueliners, ranked 2nd in goals and T-3rd in points...Appeared in one game for Frolunda in the Swedish Hockey League...**2012-13:** Split time primarily between Frolunda and Karlskrona in the Swedish Jr. leagues...Posted one goal, five assists and 22 PIM in 38 combined games between the two leagues...Recorded one assist and four penalty minutes for Sweden in five games at the U-18 World Junior Championship...**2011-12:** Represented Sweden at the U-17 World Hockey Challenge and ranked 2nd amongst team defensemen in points (three assists) in six tournament games

CAREER STATISTICS

PLAYOFFS

SEASON	CLUB	LEAGUE	GP	G	A	PTS	PIM	GP	G	A	PTS	PIM
2010-11	Karlskrona J20	Sweden Jr.	14	5	4	9	6	1	0	1	1	0
	Karlskrona	Sweden Jr.	5	0	0	0	0	4	0	0	0	0
2011-12	Karlskrona	Sweden Jr.	36	3	6	9	47	10	1	0	1	12
	Sweden	WHC U-17	6	0	3	3	6	-	-	-	-	-
2012-13	Karlskrona	Sweden Jr.	23	0	0	0	16	-	-	-	-	-
	Frolunda J18	Sweden Jr.	2	1	1	2	2	3	0	3	3	6
	Frolunda J20	Sweden Jr.	15	1	5	6	6	6	1	2	3	8
	Sweden	U-18	5	0	1	1	4	-	-	-	-	-
2013-14	Frolunda J20	Sweden Jr.	45	13	21	34	54	3	0	1	1	8
	Frolunda	Sweden	1	0	0	0	4	-	-	-	-	-

Selected by San Jose in the 2014 NHL Draft (2nd round, 46th overall)



KYLE BIGOS (BEE-gohs)

POSITION: DEFENSE | **SHOOTS:** RIGHT

HT: 6' 4" | **WEIGHT:** 235 | **BORN:** 5/12/89 in Upland, California

Acquired by San Jose from Edmonton in exchange for Lee Moffie on July 6, 2013.

2013-14: Split time with Worcester (AHL), San Francisco (ECHL) and Ontario (ECHL) in his first professional season...Made Worcester debut on March 15 at Bridgeport...Called up to Worcester on March 14...

Made Ontario debut on Jan. 31 at Las Vegas...Scored his first pro goal on Nov. 8 vs. Bakersfield...Made his professional debut for San Francisco on Oct. 18 at Alaska...Appeared in one playoff game with Ontario and scored a goal on April 18 at Stockton. **2012-13:** T-4th in the NCAA and led the team in PIM (111); Led Merrimack in PIM all four years...Tied a career high and T-2nd amongst team defensemen in goals (4)...Named to the Catamount Cup All-Tournament Team...Four-time Hockey East Top Performer...Named one of Merrimack's team captains...**2011-12:** Led the nation in PIM (125)...Set career highs in points (17) and assists (13)...Tied career high in goals (4)...T-3rd amongst team defensemen in points and T-2nd in goals...Contributor to a Merrimack defense that was ranked 10th nationally allowing only 2.24 goals/game...**2010-11:** 4th in the nation and 1st on the team with a career-high in PIM (127)...Named to Hockey East All-Academic team...Scored first goal of NCAA Tournament against Notre Dame as a forward, March 26...**2009-10:** Led the team and all NCAA freshmen in PIM (94)...Played in 36 of 37 games, most among team freshmen...6th among Hockey East rookie defensemen in scoring (4-7=11)...Fired 62 shots on goal, tops among Merrimack defenders...**2008-09:** Led the Vernon Vipers (BCHL) to the Royal Bank Cup National Junior A Hockey Championship, earning tournament MVP and top defenseman honors.

CAREER STATISTICS

PLAYOFFS

SEASON	CLUB	LEAGUE	GP	G	A	PTS	PIM	GP	G	A	PTS	PIM
2006-07	Notre Dame	SJHL	3	0	0	0	0	-	-	-	-	-
2007-08	Vernon	BCHL	58	2	15	17	152	-	-	-	-	-
2008-09	Vernon	BCHL	58	8	25	33	126	-	-	-	-	-
2009-10	Merrimack	HE	36	4	7	11	94	-	-	-	-	-
2010-11	Merrimack	HE	33	2	6	8	127	-	-	-	-	-
2011-12	Merrimack	HE	34	4	13	17	125	-	-	-	-	-
2012-13	Merrimack	HE	30	4	7	11	111	-	-	-	-	-
2013-14	Worcester	AHL	5	0	1	1	5	-	-	-	-	-
	San Francisco	ECHL	40	2	6	8	64	-	-	-	-	-
	Ontario	ECHL	19	1	4	5	46	1	1	0	1	0

Selected by Edmonton in the 2009 NHL Entry Draft (4th round, 99th overall). Acquired by San Jose from Edmonton in exchange for Lee Moffie on July 6, 2013.





JIMMY BONNEAU

POSITION: LEFT WING | **SHOOTS:** RIGHT

HT: 6' 3" | **WEIGHT:** 225 | **BORN:** 3/22/85 in Baie-Comeau, Quebec

Acquired by San Jose from Edmonton in exchange for Lee Moffie on July 6, 2013.

2013-14: Ranked 4th on Worcester (AHL) in PIM (106)...Led the club in fighting majors (16)...Scored his first goal of the season on Dec. 20 at Wilkes-Barre-Scranton...Had a fighting major in each of his first three games of the season. **2012-13:** Finished 2nd on the team with 11 fighting majors...Has 105 AHL fighting majors and 802 PIM in 274 AHL games...**2011-12:** Set a Worcester Sharks franchise record with 22 fighting majors (3rd in AHL) and tied for the team lead in PIM (168)...Served as an alternate captain...**2010-11:** Led Hamilton with 180 PIM and was 10th in the AHL with 22 fighting majors...Earned 500th career AHL penalty minute on Feb. 18 vs. Toronto...**2009-10:** Led Rochester with 187 PIM and 25 fighting majors in just 57 games...Set a career high with four goals and 187 PIM...**2008-09:** Led Portland with 122 PIM and 18 fighting majors...**2007-08:** Recorded 61 PIM and nine fighting majors in only 18 games with Cincinnati (ECHL)...Scored first AHL goal on Dec. 12 at Grand Rapids...**2006-07:** Recorded 13 fighting majors and 89 PIM with Cincinnati (ECHL) and four fighting majors and 59 PIM in only nine games with Hamilton (AHL)...**2005-06:** Led Long Beach (ECHL) with 19 fighting majors in his first year as a professional...**JUNIORS:** Led his team in PIM in three straight seasons (2002-05)...Accumulated 88 fighting majors in 205 games in the QMJHL.

CAREER STATISTICS

PLAYOFFS

SEASON	CLUB	LEAGUE	GP	G	A	PTS	PIM	GP	G	A	PTS	PIM
2002-03	Montreal	QMJHL	65	1	5	6	261	7	0	0	0	12
2003-04	Prince Edward Island	QMJHL	70	7	12	19	263	11	1	0	1	12
2004-05	Prince Edward Island	QMJHL	70	11	11	22	234	-	-	-	-	-
2005-06	Long Beach	ECHL	65	1	5	6	137	-	-	-	-	-
2006-07	Cincinnati	ECHL	46	2	5	7	89	10	0	0	0	23
	Hamilton	AHL	9	0	0	0	59	-	-	-	-	-
2007-08	Hamilton	AHL	6	1	0	1	5	-	-	-	-	-
	Cincinnati	ECHL	18	0	4	4	61	3	0	0	0	0
2008-09	Portland	AHL	46	0	6	6	122	-	-	-	-	-
2009-10	Rochester	AHL	57	4	2	6	187	-	-	-	-	-
2010-11	Hamilton	AHL	77	1	2	3	180	15	1	2	3	16
2011-12	Worcester	AHL	54	2	3	5	168	-	-	-	-	-
2012-13	Worcester	AHL	26	1	0	1	81	-	-	-	-	-
2013-14	Worcester	AHL	45	2	3	5	106	-	-	-	-	-

Selected by Montreal in the eighth round (241st overall) of the 2003 NHL Draft. Signed as a free agent with Buffalo on Aug. 13, 2008. Signed as a free agent with Hamilton (AHL) on July 2, 2010. **Signed as a free agent with Worcester on Sept. 27, 2011.**



Jimmy Bonneau





RYAN CARPENTER

POSITION: CENTER | **SHOOTS:** RIGHT

HT: 6' | **WEIGHT:** 190 | **BORN:** 1/18/91 in Oviedo, Florida

Signed by San Jose as a free agent on March 25, 2014.

2013-14: Recorded first professional point (assist) in first pro game at Portland on March 26...Signed an ATO with the Worcester Sharks on March 25...In 100 career collegiate games with Bowling Green, Carpenter registered 79 points (37-42=79) and 51 penalty minutes, while serving as team captain his sophomore and junior seasons...Recorded 16 points in 15 games for Bowling Green State University during his junior season...Returned to the Falcons lineup on Jan. 10 after missing the first 24 games of the season due to injury, and finished the season as the team leader in points per game (1.07)...Led the Falcons to the WCHA Final Five, scoring two goals and three assists in three WCHA playoff games. **2012-13:** Named to the All-CCHA Second Team, marking the first BG selection to the first or second team since 2007-08 (Derek Whitmore)...Named to the CCHA Scholar-Athlete team...Honored with the 2012-13 Dr. Ron Zwiernick Leadership Award...Named the 2012-13 Jim Sears Award as the team's most valuable player...Played in all 41 of Bowling Green's games...Finished 1st on the team in goals, scoring a career-best 18...Finished the season with 15 assists, ranking 3rd on the team...Led the Falcons with a career-best 33 points, reaching the 30-point plateau for the second-straight season and earning the Sam Cooper award...Ranked 1st on the team with six power-play goals...Was one of only two Falcons (Bobby Shea) to score a shorthanded goal...Led the team with three game-winning goals...Scored two goals and added three assists in the Falcons first round playoff series with Lake Superior (3/8-10)...**2011-2012:** Named CCHA Rookie Of The Week twice during the season...Honored with the Bowling Green Rookie Of The Year Award and Sam Cooper Award...One of only four Falcons to play in all 44 games...Led the team in assists (19) and points (30), marking the first Falcon to score 30 points since 2008-09 (Svensen and Sexton)...Ranked 2nd on the team with 11 goals...One of three Falcons (Marc Rodriguez, Carpenter and Shea) to score shorthanded...Ranked 2nd on the team with three game-winning goals...Scored a goal and an assist in his first career game, a 2-1 win over Connecticut...Recorded two assists against Northern Michigan in the first round of the playoffs, finishing the series with a plus-8 rating...Scored the game-winning overtime goal against Ferris State in game one of their playoff series...Recorded two assists in game two against Ferris State...Scored a goal and two assists in the Falcons 4-3 series-clinching game against Ferris State, finishing the series with five points and a plus-5 rating...Scored a goal against Michigan in the CCHA Semifinals, extending his career-long point streak to five games. **2010-11:** The Sioux City captain ranked 2nd on the team in points (45) and posted two goals and one assist in three playoff games. **2009-10:** Ranked T-5th on Sioux City in his first season in the USHL.

CAREER STATISTICS							PLAYOFFS					
SEASON	CLUB	LEAGUE	GP	G	A	PTS	PIM	GP	G	A	PTS	PIM
2009-10	Sioux City	USHL	58	10	12	22	45	-	-	-	-	-
2010-11	Sioux City	USHL	59	13	32	45	30	3	2	1	3	2
2011-12	Bowling Green	WCHA	44	11	19	30	31	-	-	-	-	-
2012-13	Bowling Green	WCHA	41	18	15	33	20	-	-	-	-	-
2013-14	Bowling Green	WCHA	15	8	8	16	0	-	-	-	-	-
	Worcester	AHL	12	0	2	2	8	-	-	-	-	-

Signed by San Jose as a free agent on March 25, 2014.



CHRIS CRANE

POSITION: RIGHT WING | **SHOOTS:** RIGHT


HT: 6' 1" | **WEIGHT:** 190 | **BORN:** 12/2/91 in West Chester, Ohio

Selected by San Jose in the 2010 NHL Entry Draft (7th round, 200th overall).

2013-14: Split time between Worcester (AHL), San Francisco (ECHL), and Ontario (ECHL) in his first full professional season...Ranked 7th on San Francisco in points (16) and 5th in PIM (37)...Ranked 8th on Ontario in PIM (54)...Made Ontario debut Feb. 5 vs. Stockton...Called up to Worcester on Jan. 22...Scored his first professional goal with San Francisco on Oct. 23 at Idaho...Scored one goal in three playoff games with Ontario. **2012-13:** Made his professional debut with Worcester (AHL) on April 7 vs. Manchester...Led Ohio State in PIM (69), 3rd in shots (100) and 5th in goals (6)...**2011-12:** Tied for team lead in points and power play goals (6)...Led team in goals (14) and shots (137)...**2010-11:** 4th on the team in PIM and T-7th in goals...3rd amongst team freshmen in points...Named an Ohio State Scholar-Athlete...Recorded 17 PIM on Oct. 15 vs. Robert Morris...His first collegiate goal was game-winner vs. Quinnipiac on Oct. 9...**2009-10:** Helped Green Bay capture the Anderson Cup (USHL regular season championship) and the Clark Cup (playoff championship)...**2008-09:** Third on the team in PIM.

CAREER STATISTICS							PLAYOFFS					
SEASON	CLUB	LEAGUE	GP	G	A	PTS	PIM	GP	G	A	PTS	PIM
2008-09	Green Bay	USHL	48	10	9	19	120	5	2	1	3	2
2009-10	Green Bay	USHL	52	15	14	29	107	12	2	3	5	27
2010-11	Ohio State	CCHA	37	4	6	10	39	-	-	-	-	-
2011-12	Ohio State	CCHA	35	14	10	24	30	-	-	-	-	-
2012-13	Ohio State	CCHA	38	6	3	9	69	-	-	-	-	-
2013-14	Worcester	AHL	8	0	0	0	6	-	-	-	-	-
	Worcester	AHL	2	0	1	1	0	-	-	-	-	-
	San Francisco	ECHL	40	7	9	16	37	-	-	-	-	-
	Ontario	ECHL	27	3	4	7	54	3	1	0	1	0

Selected by San Jose in the 2010 NHL Entry Draft (7th round, 200th overall).



DYLAN DeMELO

POSITION: DEFENSE | **SHOOTS:** RIGHT

HT: 6' 1" | **WEIGHT:** 195 | **BORN:** 5/1/93 in London, Ontario

Selected by San Jose in the 2011 NHL Entry Draft (6th round, 179th overall).

2013-14: In his first full professional season, led all Worcester (AHL) defensemen with 24 points and 22 assists...Led all Worcester rookies in points (24) and ranked T-7th amongst AHL rookie defenders... Scored his first professional goal at Providence on Jan. 5. **2012-13:** Played 10 games with Worcester (AHL), registering four assists...Named to the OHL's Subway Super Series...Finished the regular season T-5th amongst OHL defensemen in goals (15) and T-7th in points (50)...Finished the postseason T-1st on the team in points (4) and assists (3)...**2011-12:** With Worcester, recorded first professional point (assist) vs. St. John's on April 13...Made professional debut vs. Manchester on April 10...With Mississauga (OHL), finished 7th among defensemen in points, T-15th in shorthanded assists (2) and T-29th in power play assists (17)...Posted two points (1-1=2) in six playoff games...**2010-11:** T-7th on the team in plus/minus (+31)...In the playoffs, played in all 20 postseason contests as his team reached the Memorial Cup Final...**2009-10:** Joined Mississauga after starting the season with Mississauga's OJHL team.

CAREER STATISTICS

PLAYOFFS

SEASON	CLUB	LEAGUE	GP	G	A	PTS	PIM	GP	G	A	PTS	PIM
2009-10	Mississauga	OHL	20	0	1	1	12	-	-	-	-	-
	Mississauga	OJHL	36	9	20	29	24	-	-	-	-	-
2010-11	Mississauga	OHL	67	3	24	27	70	20	1	4	5	15
2011-12	Worcester	AHL	4	0	1	1	2	-	-	-	-	-
	Mississauga	OHL	67	7	40	47	70	6	1	1	2	13
2012-13	Worcester	AHL	10	0	4	4	6	-	-	-	-	-
	Mississauga	OHL	64	15	35	50	68	6	1	3	4	6
2013-14	Worcester	AHL	68	2	22	24	51	-	-	-	-	-

Selected by San Jose in the 2011 NHL Entry Draft (6th round, 179th overall).



BRENDAN ELLIS

POSITION: DEFENSE | **SHOOTS:** LEFT

HT: 6'2" | **WT:** 210 | **BORN:** 1/5/89 in Kelowna, British Columbia

Signed by San Jose as a free agent on July 10, 2014.

2013-14: Ended the ECHL season with a three-game assist streak for South Carolina...Made his AHL debut on March 29 vs. Portland...Loaned to Manchester (AHL) on March 25...Made ECHL debut on March 21 vs. Orlando and recorded an assist...Signed with South Carolina (ECHL) on March 19...Led Merrimack defensemen in points (10) during his senior season...Finished his collegiate career with 58 points (seven goals, 51 assists) in 133 games...**2012-13:** Merrimack's alternate captain ranked 2nd amongst defensemen in points (15)...T-6th on the team in points...**2011-12:** His 34 games played ranked 2nd amongst underclass defensemen...Tied for the team lead in assists (15) for blueliners...Led team in scoring after first half of season...Recorded a career high in points (17) and assists (15)...**2010-11:** One of five players and one of two rookies to appear in all 39 games...T-13th among Hockey East defenders in scoring...**2009-10:** Named BCHL's best defenseman while playing for Westside...Left as all-time leading scorer in goals, assists, and points in franchise history for Westside defenders.


CAREER STATISTICS

PLAYOFFS

SEASON	CLUB	LEAGUE	GP	G	A	PTS	PIM	GP	G	A	PTS	PIM
2006-07	Westside	BCHL	44	4	13	17	54	-	-	-	-	-
2007-08	Westside	BCHL	51	8	23	31	69	-	-	-	-	-
2008-09	Westside	BCHL	47	4	16	20	71	-	-	-	-	-
2009-10	Westside	BCHL	57	18	40	58	93	11	4	4	8	14
2010-11	Merrimack	HE	39	2	14	16	29	-	-	-	-	-
2011-12	Merrimack	HE	34	2	15	17	35	-	-	-	-	-
2012-13	Merrimack	HE	36	3	12	15	40	-	-	-	-	-
2013-14	Merrimack	HE	24	0	10	10	38	-	-	-	-	-
	South Carolina	ECHL	8	0	5	5	12	4	0	1	1	9
	Manchester	AHL	1	0	0	0	0	-	-	-	-	-

Signed by San Jose as a free agent on July 10, 2014.





PETTER EMANUELSSON (PEH-tuhr EEman-yew EHL-suhn)

POSITION: RIGHT WING | **SHOOTS:** RIGHT


HT: 6' | **WEIGHT:** 200 | **BORN:** 8/7/91 in Kiruna, Sweden

Signed by San Jose as a free agent on June 11, 2013

2013-14: Ranked 11th on Skelleftea (SHL) in points (15)...Helped his team finish with the best record in the regular season for the second consecutive season...Won the SHL Championship for the second consecutive season. **2012-13:** 10th on Skelleftea (Swedish Elite League) in points (18) and T-7th in goals (9)...Completed his first full season in the SEL...Was teammates with former Shark Ryan Vesce...Tied for the team lead with six playoff goals and T-7th on the team in points (8) as Skelleftea won the SEL championship...T-4th in the league in playoff goals and 6th in plus/minus (+8)...**2011-12:** Split time between Skelleftea J20 (SuperElit), Skelleftea (SEL) and Pitea HC (Division 1), compiling a combined 19-12=31 in 50 games...Led Pitea HC in goals (16), 3rd in points (25) and T-2nd in plus/minus (+10) despite playing in just 27 games...Finished the season with Skelleftea and appeared in six playoff games as the team reached the SEL finals...**2010-11:** Spent time with Skelleftea J20 (SuperElit), Skelleftea (SEL) and Sundsvall Hockey (Allsvenskan), posting a combined 23-29=52 in 49 games...Paced Skelleftea J20 in points (49), goals (21) and assists (28) in 40 games...8th in SuperElit in points and T-6th in goals...Tied for the team in lead in playoff goals (3) and points (6) and T-2nd in assists (3) in six games...Helped Skelleftea J20 reach the SuperElit finals.

CAREER STATISTICS							PLAYOFFS					
SEASON	CLUB	LEAGUE	GP	G	A	PTS	PIM	GP	G	A	PTS	PIM
2007-08	Norrbottnen	Sweden Jr.	7	5	4	9	4	-	-	-	-	-
	Skelleftea J18	Sweden Jr.	15	11	13	24	0	-	-	-	-	-
	Skelleftea J18	Sweden Jr.	12	7	4	11	0	-	-	-	-	-
	Skelleftea J20	Sweden Jr.	2	0	0	0	0	2	0	0	0	0
2008-09	Skelleftea J18	Sweden Jr.	6	5	6	11	2	-	-	-	-	-
	Skelleftea J18	Sweden Jr.	3	0	3	3	0	8	5	3	8	4
	Skelleftea J20	Sweden Jr.	36	7	12	19	4	5	2	2	4	4
2009-10	Skelleftea J20	Sweden Jr.	22	5	9	14	2	-	-	-	-	-
	Skelleftea	Sweden	1	0	1	1	0	-	-	-	-	-
2010-11	Skelleftea J20	Sweden Jr.	40	21	28	49	14	5	3	3	6	0
	Skelleftea	Sweden	4	0	0	0	0	-	-	-	-	-
	Sundsvall Hockey	Sweden Jr.	5	2	1	3	0	-	-	-	-	-
2011-12	Skelleftea J20	Sweden Jr.	6	2	3	5	0	-	-	-	-	-
	Skelleftea	Sweden	17	1	0	1	4	6	0	0	0	0
	Pitea HC	Sweden Jr.	27	16	9	25	10	-	-	-	-	-
2012-13	Skelleftea	Sweden	54	9	9	18	8	13	6	2	8	0
2013-14	Skelleftea	Sweden	44	6	9	15	2	9	2	1	3	0

Signed by San Jose as a free agent on June 11, 2013.



NIKOLAY GOLDOBIN

POSITION: LEFT WING | **SHOOTS:** LEFT

HT: 5' 10" | **WT:** 185 | **BORN:** 10/7/95 in Moscow, Russia

Selected by San Jose in the 2014 NHL Draft (1st round, 27th overall).

2013-14: Ranked 7th in the OHL in points (94), T-6th in assists (56) and T-14th in goals (38)...Led his team or was tied for the team lead in all three scoring categories...Recorded at least a point in 22 consecutive games from Nov. 14 - Jan. 11, recording 43 points during the streak (21-22=43)...Scored a goal and an assist and was named Team Cherry's Player of the Game at the 2014 CHL Top Prospects Game...Recorded an assist in two games for the Russian Selects at the 2013-14 Junior Super Series...**2012-13:** Led all OHL rookies in goals (30) and points (68) during his first season in North America...Tallied an assist in four playoff games with Sarnia...Was the runner-up for the OHL Rookie of the Year award...Earned OHL All-Rookie Second Team honors...**2011-12:** Tallied 22 points in 50 games for Chekhov of Russia's Junior Hockey League (MHL) and represented his country at the 2012 Ivan Hlinka Memorial tournament, collecting three points (1-2=3) in four games.

CAREER STATISTICS							PLAYOFFS					
SEASON	CLUB	LEAGUE	GP	G	A	PTS	PIM	GP	G	A	PTS	PIM
2011-12	Vityazi Chekhov	MHL	50	13	9	22	8	9	2	1	3	0
2012-13	Sarnia	OHL	68	30	38	68	12	4	0	1	1	0
2013-14	Sarnia	OHL	67	38	56	94	21	-	-	-	-	-

Selected by San Jose in the 2014 NHL Draft (1st round, 27th overall).





BARCLAY GOODROW

POSITION: RIGHT WING | **SHOOTS:** LEFT

HT: 6'2" | **WT:** 215 | **BORN:** 2/26/93 in Toronto, Ontario

Signed by San Jose as a free agent on March 6, 2014.

2013-14: Finished the season as North Bay's leader in goals (33), assists (34, tied) and points (67) as the team's captain...Finished his OHL career as the North Bay/Brampton franchise leader in games played (313) and second in goals (127)...Led the league in playoff goals (14), game-winning goals (4) and ranked T-5th in points (24) in 22 playoff games...**2012-13:** Led Brampton in goals (38) and points (52) as the team's captain...T-10th in the league in goals and 7th in game-winning goals (7)...T-2nd on the team in playoff points (5)...**2011-12:** Ranked 2nd on the team in points (52), goals (26) and T-3rd assists (26) as an alternate captain...**2010-11:** Led Brampton in goals (24) and T-3rd in points (39)...**2009-10:** Finished his first season in the OHL T-23rd amongst league rookies in points (19)...Represented Ontario at the U-17 World Hockey Challenge and posted two goals and two assists in six tournament games.

CAREER STATISTICS

SEASON	CLUB	LEAGUE	GP	G	A	PTS	PIM	PLAYOFFS					
								GP	G	A	PTS	PIM	
2008-09	York Simcoe	ETAMMHL	71	67	47	114	65	-	-	-	-	-	-
	Villanova	OJHL	2	2	1	3	2	-	-	-	-	-	-
2009-10	Brampton	OHL	63	6	13	19	34	11	1	3	4	2	
	Canada Ontario	WHC-17	6	2	2	4	4	-	-	-	-	-	-
2010-11	Brampton	OHL	65	24	15	39	36	4	0	0	0	2	
2011-12	Brampton	OHL	60	26	26	52	58	8	1	1	2	6	
2012-13	Brampton	OHL	62	38	14	52	59	5	2	3	5	6	
2013-14	North Bay	OHL	63	33	34	67	64	22	14	10	24	23	

Signed by San Jose as a free agent on March 6, 2014.



TROY GROSENICK (GROHS-nihk)

POSITION: GOALTENDER | **CATCHES:** LEFT

HT: 6' 1" | **WT:** 185 | **BORN:** 8/27/89 in Brookfield, Wisconsin

Signed by San Jose as a free agent on April 8, 2013.

2013-14: Led all Worcester goaltenders in goals-against average (2.62) and save percentage (.903)...Recorded his first pro shutout in a 3-0 win on November 2 vs. St. Johns, making 27 saves...Made professional debut on October 20 vs. Portland, saving 30 of 32 shots and recording his first pro win **2012-13:** His 2.12 goals-against average, .926 save percentage and .609 winning percentage were ranked 4th amongst all ECAC goaltenders...Amongst NCAA goaltenders who played at least 34 games, his goals-against average and save percentage ranked 8th...16th in goal-against average and 17th in save percentage in the NCAA... Made 32 saves on 33 shots in the Union College victory over Brown for the ECAC Championship...Named Most Outstanding Player of the 2013 ECAC Hockey Tournament and earned a spot on the All-Tournament Team...Received Junior Scholar-Athlete of the Year Award at Union College...ECAC Hockey Student-Athlete of the Year finalist...Three-time ECAC Hockey All-Academic Team member...Named to ECAC Hockey's Preseason All-Conference Team...**2011-12:** Led all ECAC goaltenders in goals-against average (1.65, 2nd among all NCAA goalies), save percentage (.936, 3rd among all NCAA goalies) and winning percentage (.758)...Named a First-Team AHCA All-American and won the Ken Dryden Award as ECAC Hockey Goaltender of the Year...Became the first Union player to be named a finalist for the Hobey Baker Award and was named to the ECAC First All-Star Team...Led Union College to the best regular-season ECAC record and helped win the ECAC Championship...Led Union College to its first Frozen Four...**2010-11:** Made collegiate debut for Union College...**2009-10:** Named USHL All-Star for Cedar Rapids...10th in the league in goals-against average (2.63).

CAREER STATISTICS

SEASON	CLUB	LEAGUE	GP	W	L	OT	MINS	GA	SO	GAA	PLAYOFFS					
											GP	W	L	MINS	GA	GAA
2008-09	Cedar Rapids	USHL	24	13	5	4	1363	53	1	2.33	1	0	0	39	2	3.09
2009-10	Cedar Rapids	USHL	44	26	14	2	2509	110	4	2.63	4	2	1	192	6	1.88
2010-11	Union College	ECAC	3	0	0	1	84	3	0	2.12	-	-	-	-	-	-
2011-12	Union College	ECAC	34	22	6	3	1922	53	5	1.65	-	-	-	-	-	-
2012-13	Union College	ECAC	34	17	10	5	1928	68	2	2.12	-	-	-	-	-	-
2013-14	Worcester	AHL	35	18	14	0	1966	86	2	2.62	-	-	-	-	-	-

Signed by San Jose as a free agent on April 8, 2013.





NICK JONES

POSITION: DEFENSE | **SHOOTS:** RIGHT

HT: 6'1" | **WT:** 215 | **BORN:** 6/26/90 in Cranberry, Pennsylvania

Signed by San Jose as a free agent on July 10, 2014.


2013-14: Made his professional debut with Worcester on April 9 vs. Hartford...Signed an ATO with Worcester (AHL) on March 31...One of seven players to appear in all 41 games...Named AHA's Defense-man of the Year and Co-Sportsman of the Year...Named to AHA's First Team for second consecutive season...Ranked 4th on the team with 33 points...Established career-highs in assists (23) and points (33)...Led the team with a plus-18 plus/minus rating...Finished 2nd on team with 111 shots on goal and ranked 5th on team with 43 blocked shots...T-5th in country in points by a defenseman (33)...T-3rd in country in goals by a defenseman (10)...Was named team's Defenseman of the Year and earned the team's Scholar-Athlete Award...Was a finalist for the Senior CLASS Award given to a Division I men's hockey player who exemplifies exemplary qualities both on and off the ice...**2012-13:** Named to the AHA's First Team as a defenseman...Played in all 41 games on the Laker blue line and led all Mercyhurst defensemen in scoring with 26 points...Led the team with a plus-16 plus/minus rating...Ranked T-14th in the country and 3rd in the Atlantic Hockey Association in points for a defender...Was named to the AHA All-Tournament Team...**2011-12:** Named to the AHA's Third Team as a defenseman...Named team's Best Defenseman...Played in all 40 games and finished T-5th on the team in scoring with 24 points...Finished T-3rd in the conference in points by a defenseman...his 10 goals were the most by a Laker defenseman since the 2005-06 season...**2010-11:** Made collegiate debut and recorded an assist on Oct. 2 at Michigan...Scored first collegiate goal on Dec. 3 at Sacred Heart.

CAREER STATISTICS

PLAYOFFS

SEASON	CLUB	LEAGUE	GP	G	A	PTS	PIM	GP	G	A	PTS	PIM
2008-09	New Jersey	EJHL	40	4	12	16	17	5	0	2	2	0
2009-10	New Jersey	EJHL	42	5	17	22	17	3	0	2	2	2
2010-11	Mercyhurst	AHA	34	5	5	10	8	-	-	-	-	-
2011-12	Mercyhurst	AHA	40	10	14	24	10	-	-	-	-	-
2012-13	Mercyhurst	AHA	41	7	19	26	6	-	-	-	-	-
2013-14	Mercyhurst	AHA	41	10	23	33	14	-	-	-	-	-
	Worcester	AHL	2	0	0	0	0	-	-	-	-	-

Signed by San Jose as a free agent on July 10, 2014.



MELKER KARLSSON

POSITION: CENTER | **SHOOTS:** RIGHT

HT: 6' | **WT:** 180 | **BORN:** 7/18/90 in Lychsele, Sweden

Signed by San Jose as a free agent on May 30, 2014.

2013-14: Ranked T-7th on the team in points, 3rd in faceoff percentage (52.8%), T-5th in assists and 8th in goals...Helped Skelleftea AIK finished with the best regular-season record in the league (111 points) for the second straight season...Ranked 6th in the SHL in playoff scoring, 4th in plus/minus (plus-9) and 3rd amongst league forwards in blocked shots (16)...Helped Skelleftea win its second consecutive SHL Championship. **2012-13:** Posted career highs in points (28), goals (13) and plus/minus (plus-20) as Skelleftea finished with the best regular-season record in the SHL...Finished 5th on the team in goals and points...T-9th in the league in playoff points (10) as Skelleftea won the SHL Championship. **2011-12:** Spent the season exclusively in the SHL and helped Skelleftea reach the SHL Final...**2010-11:** Split time between the SHL (Skelleftea) and the Swedish Jr. leagues (Skelleftea J20/Orebro)...Helped Skelleftea reach the SHL Final...Posted a combined five goals and five assists in 15 games with both Skelleftea's junior team and Orebro of Allsvenskan. **2009-10:** Split time between Skelleftea's junior team and SHL team...Finished 2nd on Skelleftea J20 in points (35) and T-2nd in goals (14) and helped the junior club finish atop the regular season standings. **2008-09:** Ranked 2nd on Skelleftea J20 in points (24) and 3rd in goals (10)...Made his SHL debut for Skelleftea and played four games.

CAREER STATISTICS

PLAYOFFS

SEASON	CLUB	LEAGUE	GP	G	A	PTS	PIM	GP	G	A	PTS	PIM
2005-06	Lycksele SK	Sweden Jr.	9	1	2	3	0	-	-	-	-	-
2006-07	Skelleftea J18	Sweden Jr.	14	5	4	9	20	-	-	-	-	-
2007-08	Skelleftea J18	Sweden Jr.	16	10	8	18	4	-	-	-	-	-
	Skelleftea J18	Sweden Jr.	14	11	5	16	16	-	-	-	-	-
	Skelleftea J20	Sweden Jr.	9	4	2	6	0	2	1	0	1	0
2008-09	Skelleftea J20	Sweden Jr.	34	10	14	24	58	6	1	3	4	2
	Skelleftea	Sweden	4	0	0	0	0	1	0	0	0	0
2009-10	Skelleftea J20	Sweden Jr.	27	14	21	35	10	2	1	1	2	0
	Skelleftea	Sweden	36	2	0	2	8	8	0	2	2	0
2010-11	Skelleftea J20	Sweden Jr.	5	3	1	4	0	-	-	-	-	-
	Skelleftea	Sweden	40	4	2	6	2	16	1	3	4	2
	Orebro	Sweden Jr.	10	2	4	6	12	-	-	-	-	-
2011-12	Skelleftea	Sweden	44	3	2	5	8	19	2	2	4	4
2012-13	Skelleftea	Sweden	44	13	15	28	14	13	2	8	10	10
2013-14	Skelleftea	Sweden	48	9	16	25	14	14	4	8	12	12

Signed by San Jose as a free agent on May 30, 2014.



JEREMY LANGLOIS

POSITION: RIGHT WING | **SHOOTS:** RIGHT

HT: 6' | **WT:** 175 | **BORN:** 6/20/90 in Tempe, Arizona

Signed by Worcester as a free agent on Sept. 8, 2014.

2013-14: Split time between Evansville and Stockton (ECHL) and Springfield and Bridgeport (AHL), compiling a combined 60 points in 56 ECHL games and four points in 12 AHL games...Led Evansville in points (52) and assists (36) and T-3rd in goals (16)...Ranked 12th in the ECHL in points...Named to the

ECHL All-Rookie Team...Finished T-1st on Stockton in playoff goals (4) and 2nd in points (9)...Sent to Stockton on March 31...Made his Bridgeport debut on March 14...Traded from Springfield to Bridgeport in exchange for Dallas Jackson on March 12...Made his ECHL debut with Evansville on Nov. 8 at South Carolina...Sent to Evansville on Nov. 6...Made his professional debut with Springfield (AHL) on Oct. 19...**2012-13:** Named to the ECAC Third All-Star Team...Led the team in points (31) during his senior season...**2011-12:** Led Quinnipiac in goals scored (17) for the second straight season...Became the first player to score 15 goals in consecutive seasons since 2004-05 and 2005-06...**2010-11:** Named the team's Most Valuable Player...Appeared in all 39 games for the Bobcats ... Led the team in goals (18)...Ranked 3rd on the team with 23 points...**2009-10:** Named the team's Rookie of the Year...Led all Bobcat freshman with eight goals and 12 assists for 20 points

CAREER STATISTICS							PLAYOFFS					
SEASON	CLUB	LEAGUE	GP	G	A	PTS	PIM	GP	G	A	PTS	PIM
2008-09	New Jersey	EJHL	45	35	47	82	16	7	6	5	11	4
2009-10	Quinnipiac	ECAC	40	8	12	20	18	-	-	-	-	-
2010-11	Quinnipiac	ECAC	39	18	5	23	16	-	-	-	-	-
2011-12	Quinnipiac	ECAC	35	17	9	26	18	-	-	-	-	-
2012-13	Quinnipiac	ECAC	42	13	18	31	32	-	-	-	-	-
2013-14	Springfield	AHL	5	0	0	0	0	-	-	-	-	-
	Evansville	ECHL	49	16	36	52	15	-	-	-	-	-
	Bridgeport	AHL	7	2	2	4	2	-	-	-	-	-
	Stockton	ECHL	7	3	5	8	0	3	4	5	9	0

Signed by Worcester as a free agent on Sept. 8, 2014.





BRYAN LERG

POSITION: CENTER | **SHOOTS:** LEFT

HT: 5' 10" | **WT:** 175 | **BORN:** 1/20/86 in Livonia, Michigan

Signed by San Jose as a free agent on July 10, 2014.

2013-14: Ranked 7th on the team in points (27) and T-5th in goals (12) scored as Lake Erie's captain... Recorded two goals and five assists during a five-game point streak from Dec. 5-13...**2012-13:** Posted 16 points despite playing in just 28 games for Lake Erie...Was named Lake Erie's captain on Oct. 30...**2011-**

12: Finished T-1st on the Wilkes-Barre/Scranton Penguins in goals (27), and 2nd in points with 53 in second season with the club... Posted career highs in games played, goals, assists and points...Carried a season-high eight-game point streak from Oct. 11 - Nov. 4, picking up six goals and seven assists for 13 points in that time...The streak included a season-long five-game goal scoring streak from Oct. 13-22, in which he tallied six goals...**2010-11:** Began season with Geneve Servette of the Swiss-A league...Finished 7th on Wilkes-Barre/Scranton in goals (15)...**2009-10:** Spent the entire season with Springfield (AHL)...**2008-09:** Attended first NHL training camp with Edmonton Oilers...Scored first AHL goal on Oct. 31 against Lowell...Split season between Springfield (42 games) and the ECHL's Stockton Thunder (7 games)...**2007-08:** Made professional debut, playing in four AHL games for the Springfield Falcons...Played first professional game on April 5 for Springfield at Binghamton (AHL), and collected first two professional points- both assists- April 13 at Worcester...After completing collegiate career, signed 2-year, entry-level contract with Edmonton on April 1... Finished four-year collegiate career at Michigan State by setting a career-high in points with 39, placing him 2nd on the Spartans in scoring and 11th in the CCHA...The team captain led Michigan State in goals as a senior with 20, and led team in power-play goals with 10...Named Michigan State's Offensive Player of the Year for the second time...**2006-07:** Scored a collegiate career-high 23 goals and led the NCAA with eight game-winning tallies as he helped Michigan State capture the National Championship...**2005-06:** Ranked 2nd in points (38) and 3rd in goals (15) on the team...**2004-05:** Ranked 6th on the team in goals (10) as a freshman...**2003-04:** Represented the United States at the U-18 World Junior Championship, posting two goals and six assists in six tournament games.

CAREER STATISTICS

PLAYOFFS

SEASON	CLUB	LEAGUE	GP	G	A	PTS	PIM	GP	G	A	PTS	PIM
2002-03	U.S. National U18 Team	NAHL	46	10	12	22	32	-	-	-	-	-
2003-04	U.S. National U18 Team	NAHL	11	5	7	12	10	-	-	-	-	-
	USA	U-18	6	2	6	8	2	-	-	-	-	-
2004-05	Michigan State	CCHA	41	10	5	15	14	-	-	-	-	-
2005-06	Michigan State	CCHA	45	15	23	38	26	-	-	-	-	-
2006-07	Michigan State	CCHA	41	23	13	36	21	-	-	-	-	-
2007-08	Michigan State	CCHA	42	20	19	39	18	-	-	-	-	-
	Springfield	AHL	4	0	2	2	2	-	-	-	-	-
2008-09	Springfield	AHL	42	9	8	17	24	-	-	-	-	-
	Stockton	ECHL	7	2	8	10	4	-	-	-	-	-
2009-10	Springfield	AHL	36	4	3	7	11	-	-	-	-	-
2010-11	Geneve-Servette	NLA	1	0	0	0	0	-	-	-	-	-
	Wilkes-Barre Scranton	AHL	65	15	17	32	21	9	1	2	3	4
2011-12	Wilkes-Barre Scranton	AHL	70	27	26	53	32	12	0	2	2	4
2012-13	Lake Erie	AHL	28	9	7	16	6	-	-	-	-	-
2013-14	Lake Erie	AHL	35	12	15	27	4	-	-	-	-	-

Signed by Edmonton as a free agent on April 1, 2008. Signed by Colorado as a free agent on July 1, 2012. **Signed by San Jose as a free agent on July 10, 2014.**





MIRCO MUELLER (MEHR-coh)

POSITION: DEFENSE | **SHOOTS:** LEFT

HT: 6' 3" | **WT:** 205 | **BORN:** 3/21/95 in Winterthur, Switzerland

Selected by San Jose in the 2013 NHL Draft (1st round, 18th overall)

2013-14: Ranked 2nd amongst Everett (WHL) defenders in points (27)...Represented Switzerland at the U-20 World Jr. Championship and led Swiss defensemen in points (2)...Recalled by Worcester on April 1...Recorded his first professional point (assist) during his pro debut on April 1 vs. Portland. **2012-13:** 2nd in points (31) amongst WHL rookie defensemen...Named Everett's Rookie of the Year, ranking 2nd among Silvertip rookies in points (6-25=31) in his first season in North America...2nd amongst team blueliners in points...Participated in the CHL Top Prospects Game...Tied for the team lead in plus/minus during the playoffs (+3)...Played with Switzerland at the U-20 World Junior Championships and led the team in plus/minus (+7) while collecting two assists in six games...Was an alternate captain and named one of Switzerland's "Top 3 Players" in the U-18 WJC, finishing with 1-2=3 in five games...**2011-12:** T-2nd on Kloten U-20 (Swiss Jr.) amongst defensemen in goals (3) despite playing in just 26 games...3rd amongst team blueliners in playoff points (1-2=3)...Scored one goal in seven games with Kloten (Swiss); was the youngest player on the roster...**2010-11:** Led Kloten U-17 (Swiss Jr.) defensemen in goals (12), assists (19) and points (31); 2nd amongst league blueliners in goals, assists (tied) and points...Led team defensemen in playoff points (6) in 10 games.

CAREER STATISTICS

PLAYOFFS

SEASON	CLUB	LEAGUE	GP	G	A	PTS	PIM	GP	G	A	PTS	PIM
2009-10	Winterthur U15	Swiss Amateur	17	9	25	34	38	-	-	-	-	-
	Winterthur U17	Swiss Amateur	12	0	4	4	0	-	-	-	-	-
2010-11	Kloten U17	Swiss Jr.	32	12	19	31	14	10	0	6	6	12
2011-12	Kloten U17	Swiss Jr.	4	1	3	4	0	-	-	-	-	-
	Kloten U20	Swiss Jr.	26	3	3	6	8	4	1	2	3	2
	Kloten	Swiss	7	1	0	1	0	-	-	-	-	-
2012-13	Everett	WHL	63	6	25	31	57	6	0	1	1	6
	Switzerland	U-18	5	1	2	3	2	-	-	-	-	-
	Switzerland	U-20	6	0	2	2	6	-	-	-	-	-
2013-14	Everett	WHL	60	5	22	27	31	5	1	1	2	4
	Worcester	AHL	9	0	2	2	2	-	-	-	-	-
	Switzerland	U-20	5	1	1	2	14	-	-	-	-	-

Selected by San Jose in the 2013 NHL Draft (1st round, 18th overall)



TRAVIS OLEKSUK

POSITION: CENTER | **SHOOTS:** LEFT

HT: 6' | **WT:** 200 | **BORN:** 2/3/89 in Thunder Bay, Ontario

Signed by San Jose as a free agent on March 30, 2012.

2013-14: Ranked 2nd on the team in points (40) and goals (19)...Appeared in a team-high 74 games...Recorded a five-game point streak from March 26-April 4 with three goals and four assists...Contributed two goals and three assists during a five-game point streak on Feb. 27-March 8...Scored first goal of season on November 16. **2012-13:** In his first professional season, played 60 games with Worcester (3-10=13)...Scored his first professional goal vs. St. John's on Nov. 3...**2011-12:** Appeared in all 41 games for Minnesota Duluth...Named to WCHA Third All-Star Team...Finished T-2nd in the WCHA in points (21-32=53), good for 4th overall in the NCAA...Scored six game-winning goals to lead the team...3rd on the team in plus-minus (+24)...On Feb 10 became 54th Minnesota Duluth player ever to reach the 100-point career mark...Tied a school record by scoring 15 game-winning goals in his collegiate career...**2010-11:** Won 2011 National Championship with Minnesota Duluth...Assisted on the game-winning goal in overtime of the title game against Michigan...Finished 1st on team in game-winning goals (7)...T-5th on the team in points (14-19=33)...**2009-10:** T-5th on team in points (10-14=24)...**2008-09:** Appeared in 18 games...Tallied five points in freshman season (0-5=5)...Won WCHA Championship with Minnesota Duluth.

CAREER STATISTICS

PLAYOFFS

SEASON	CLUB	LEAGUE	GP	G	A	PTS	PIM	GP	G	A	PTS	PIM
2006-07	Sioux City	USHL	56	6	16	22	35	7	0	2	2	0
2007-08	Sioux City	USHL	60	14	30	44	27	4	1	2	3	2
2008-09	Minnesota-Duluth	WCHA	18	0	5	5	10	-	-	-	-	-
2009-10	Minnesota-Duluth	WCHA	33	10	14	24	24	-	-	-	-	-
2010-11	Minnesota-Duluth	WCHA	42	14	19	33	33	-	-	-	-	-
2011-12	Minnesota-Duluth	WCHA	41	21	32	53	6	-	-	-	-	-
2012-13	Worcester	AHL	60	3	10	13	12	-	-	-	-	-
2013-14	Worcester	AHL	74	19	21	40	20	-	-	-	-	-

Signed by San Jose as a free agent on March 30, 2012.





RYLAN SCHWARTZ

POSITION: CENTER | **SHOOTS:** LEFT

HT: 5' 10" | **WT:** 200 | **BORN:** 1/8/90 in Wilcox, Saskatchewan

Signed by San Jose as a free agent on April 5, 2013

2013-14: Appeared in first full professional season with Worcester...Carried season-long four-game point streak from March 9-16 with one goal and three assists...Was one of five players to score a short-handed goal. **2012-13:** Scored his first professional goal (Zatkoff) on April 19 at Wilkes-Barre Scranton...

Made professional debut with Worcester on April 9 at Bridgeport and recorded his first professional point (assist)...Led the NCAA in points (53), 13th in goals (20) and 3rd in assists (33)...Was named to both the All-WCHA Second Team as well as the All-WCHA Academic Team...Was named Colorado College's MVP and a co-recipient of the team's playoff MVP award...Set career highs in games played (41; tied), assists, points and plus/minus (+10)...Recorded 5-5=10 in six postseason games...Scored the game-winning goal in the WCHA semifinal vs. Minnesota...Named an alternate captain for his senior season...**2011-12:** T-8th in the nation in goals (23) and 3rd in points per game (1.36 PTS/GP)...Led the team in goals (4 career high) and finished 2nd in points (one behind brother Jaden)...Named WCHA Offensive Player of the Week three times...**2010-11:** 3rd on the team in points (38) and T-2nd in plus/minus (+3)...T-2nd on the team in assists (28)...Factored in on eight game-winning goals, scoring one and assisting on a team-high seven...Named co-recipient of the team's playoff MVP award...Compiled 5-4=9 in seven postseason games...**2009-10:** Named to the WCHA All-Rookie Team...3rd in scoring (28 points), both overall and in conference play, amongst WCHA freshmen...Involved in the game-winning goal in 10 of Colorado College's 19 victories...T-3rd on Colorado College in points (28)...**2008-09:** Won the SJHL scoring title and was named league MVP after compiling 88 points (39-49=88) in 48 games with Notre Dame...Posted 1-1=2 in four games with Canada West in the U19 World Junior "A" Challenge.

CAREER STATISTICS							PLAYOFFS					
SEASON	CLUB	LEAGUE	GP	G	A	PTS	PIM	GP	G	A	PTS	PIM
2006-07	Notre Dame AAA	SMHL	41	30	53	83	44	11	9	12	21	10
	Notre Dame	SJHL	9	6	4	10	0	-	-	-	-	-
2007-08	Notre Dame	SJHL	55	29	34	63	83	-	-	-	-	-
2008-09	Notre Dame	SJHL	48	39	49	88	54	-	-	-	-	-
	Canada West	WJAC U-19	4	1	1	2	0	-	-	-	-	-
2009-10	Colorado College	WCHA	39	6	22	28	24	-	-	-	-	-
2010-11	Colorado College	WCHA	41	10	28	38	61	-	-	-	-	-
2011-12	Colorado College	WCHA	35	23	17	40	47	-	-	-	-	-
2012-13	Colorado College	WCHA	41	20	33	53	35	-	-	-	-	-
	Worcester	AHL	7	1	3	4	6	-	-	-	-	-
2013-14	Worcester	AHL	73	5	13	18	25	-	-	-	-	-

Signed by San Jose as a free agent on April 5, 2013



DANIIL TARASOV

POSITION: LEFT WING | **SHOOTS:** LEFT

HT: 6' | **WT:** 185 | **BORN:** 6/20/91 in Moscow, Russia

Signed by San Jose as a free agent on April 2, 2013.

2013-14: Ranked T-3rd on the team in goals (17), 4th in points (31) and 10th in assists (14), despite playing in just 47 games...Led the team in power-play points (13) and tied for team lead with four game-winning goals...Netted first career hat trick on Oct. 26 at Springfield...**2012-13:** Split time between San

Francisco (ECHL) and Worcester (AHL)...Named Worcester Sharks Rookie of the Year, leading all Worcester rookies in goals (14), points (28) and shots (121)...Played in 43 games, finishing 2nd on the team with three game-winning goals...Scored his first AHL goal (the game-tying goal with 10.7 seconds remaining in 3rd period, Grubauer) vs. Hershey on Jan. 16...Recorded first AHL point (assist) at Albany on Jan. 12...**2011-12:** Led the team in goals (47), assists (41), points (88), and finished 3rd in penalty minutes (86)...2nd in the USHL in goals, points, and led the USHL with eight game-winning goals...Finished the regular season riding a 13-game point streak, amassing 26 points (14-12=26)...Added 10 points (5-5=10) in six playoff games...**2010-11:** Led the league in goals (37), T-1st in game-winning goals (8), 2nd in points (37-38=75) and plus/minus (+34), 3rd in shots (217) and T-7th in assists...**2009-10:** Made his USHL debut with Waterloo and appeared in two games.

CAREER STATISTICS							PLAYOFFS					
SEASON	CLUB	LEAGUE	GP	G	A	PTS	PIM	GP	G	A	PTS	PIM
2009-10	Waterloo	USHL	2	0	0	0	0	-	-	-	-	-
2010-11	Indiana	USHL	57	37	38	75	46	5	2	4	6	6
2011-12	Indiana	USHL	60	47	41	88	86	6	5	5	10	8
2012-13	Worcester	AHL	43	14	14	28	20	-	-	-	-	-
	San Francisco	ECHL	17	3	11	14	5	-	-	-	-	-
2013-14	Worcester	AHL	47	17	14	31	40	-	-	-	-	-

Signed by San Jose as a free agent on April 2, 2013.





CHRIS TIERNEY

POSITION: CENTER | **SHOOTS:** LEFT

HT: 6' | **WT:** 195 | **BORN:** 7/1/94 in Keswick, Ontario

Selected by San Jose in the 2012 NHL Entry Draft (2nd round, 55th overall).

2013-14: 2014-15 will be his first professional season...Voted OHL Western Conference's Smartest Player in OHL Coaches Poll...Ranked 1st on London (OHL) in goals (40), 2nd in points (89) and third in assists (49) as the Knights captain...Ranked T-10th in the league in goals and T-12th in points...Represented the OHL in the Subway Super Series...Led London in playoff scoring with 17 points (6-11=17) and was T-9th in the OHL in playoff assists...Posted one assist in three Memorial Cup contests **2012-13:** Set OHL career highs in games played (68), goals (18), assists (37) and points (57)...5th on London (OHL) in points...Averaged a point-per-game pace in 21 playoff games and set playoff career highs in goals (6), assists (15) and points (21)...Helped London win its second consecutive OHL Championship and posted 1-2=3 in five Memorial Cup games. **2011-12:** 6th on team in plus/minus (+25)...Primarily playing on the third line, finished T-8th on the team in assists (23)...5th on the team in playoff goals (5)...**2010-11:** 3rd in points amongst team rookies (3-8=11).

CAREER STATISTICS

SEASON	CLUB	LEAGUE	GP	G	A	PTS	PIM	PLAYOFFS				
								GP	G	A	PTS	PIM
2010-11	London	OHL	47	3	8	11	12	4	0	1	1	0
2011-12	London	OHL	65	11	23	34	20	19	5	2	7	4
2012-13	London	OHL	68	18	39	57	12	21	6	15	21	6
2013-14	London	OHL	67	40	49	89	12	9	6	11	17	0

Selected by San Jose in the 2012 NHL Entry Draft (2nd round, 55th overall).



EVAN TRUPP

POSITION: LEFT WING | **SHOOTS:** LEFT

HT: 5' 10" | **WT:** 155 | **BORN:** 10/22/87 in Anchorage, Alaska

Signed by Worcester as a free agent on Sept. 8, 2014.

2013-14: Split the season between Abbotsford (AHL) and Alaska (ECHL)...Ranked 3rd on Alaska in points (50) and 4th in goals (17)...Helped Alaska win the Kelly Cup, finishing T-3rd on the team in playoff points (14) and 4th in goals (6)...Sent to Alaska on March 19...Loaned to Abbotsford on Jan. 13...**2012-13:** Split time between Bakersfield and Alaska (ECHL), compiling 35 points in 70 combined games...Helped Alaska win the Brabham Cup as the league's best regular-season team...Ranked 4th on Bakersfield in points (27)...Posted eight points in his 10 games with Alaska...Traded to Alaska on March 7...**2011-12:** Combined for 34 points in 45 games in his rookie season, split between Cincinnati and Bakersfield (ECHL)...Closed his rookie season with 22 points in 25 games...Traded to Bakersfield on Jan. 12...Made his professional debut with Cincinnati on Nov. 11 at Chicago...**2010-11:** Received second straight Cliff "Fido" Purpur Award, given to the Sioux player who exemplifies hard work, determination and being a creator of excitement on the ice...Established career highs in points (41) and goals (17)...His 17 goals ranked 3rd on the team...Named to the NCAA Midwest Region All-Tournament Team...His lacrosse-style rush up the ice in the semifinal against No. 13 Colorado College was featured on the ESPN Selection Show and ESPN's SportsNation...**2009-10:** Co-recipient of UND's Cliff "Fido" Purpur Award for "hard work, determination and being a creator of excitement on the ice"... Tied for 9th in the WCHA in assists...Named most valuable player of the WCHA Final Five...**2007-08:** Named UND's Rookie of the Year...Led all Sioux freshmen in goals (8) and points (13)...Tied for the WCHA lead with five game-winning goals.

CAREER STATISTICS

SEASON	CLUB	LEAGUE	GP	G	A	PTS	PIM	PLAYOFFS				
								GP	G	A	PTS	PIM
2005-06	Penticton	BCHL	59	29	50	79	37	-	-	-	-	-
2006-07	Penticton	BCHL	35	20	30	50	44	-	-	-	-	-
2007-08	North Dakota	WCHA	32	8	5	13	30	-	-	-	-	-
2008-09	North Dakota	WCHA	38	7	13	20	24	-	-	-	-	-
2009-10	North Dakota	WCHA	43	8	26	34	18	-	-	-	-	-
2010-11	North Dakota	WCHA	44	17	24	41	18	-	-	-	-	-
2011-12	Cincinnati	ECHL	20	2	10	12	10	-	-	-	-	-
	Bakersfield	ECHL	25	10	12	22	19	-	-	-	-	-
2012-13	Bakersfield	ECHL	60	5	22	27	43	-	-	-	-	-
	Alaska	ECHL	10	2	6	8	8	11	2	3	5	9
2013-14	Abbotsford	AHL	17	1	6	7	10	-	-	-	-	-
	Alaska	ECHL	51	17	33	50	24	21	6	8	14	14

Signed by Worcester as a free agent on Sept. 8, 2014.





GUS YOUNG

POSITION: DEFENSE | **SHOOTS:** LEFT

HT: 6' 2" | **WT:** 200 | **BORN:** 7/10/91 in Dedham, Massachusetts

Signed by Worcester as a free agent on Sept. 8, 2014.

2013-14: Set career highs in goals (7), assists (11) and points (18) in 33 games with Yale during his senior season...Ranked 2nd amongst team defenders in points and T-1st in goals...Was named to the Second-Team All-Ivy...Named to the ECAC Hockey All-Academic Team...**2012-13:** Helped Yale with the NCAA National Championship...Was named to the Frozen Four All-Tournament Team...Named to the West Regional All-Tournament Team...Scored a goal against Minnesota in the NCAA West Regional semifinal and had an assist in the Frozen Four Championship Game against Quinnipiac...Played in all 37 games and ranked 3rd amongst team defensemen in points (9)...**2011-12:** Appeared in all 35 games for Yale during his sophomore season...Ranked 5th on the team in PIM (36)...**2010-11:** Appeared in five games as a freshman...**2009-10:** Two-time captain and four-year letterman...Led all prep school defensemen in scoring as a senior...His team won ISL and was New England Prep School semi-finalists.

CAREER STATISTICS							PLAYOFFS					
SEASON	CLUB	LEAGUE	GP	G	A	PTS	PIM	GP	G	A	PTS	PIM
2006-07	Nobles Prep	USHS	31	3	10	13	14	-	-	-	-	-
2007-08	Nobles Prep	USHS	29	6	9	15	44	-	-	-	-	-
2008-09	Nobles Prep	USHS	29	5	29	34	16	-	-	-	-	-
2009-10	Nobles Prep	USHS	29	12	26	38	10	-	-	-	-	-
2010-11	Yale	ECAC	5	0	1	1	4	-	-	-	-	-
2011-12	Yale	ECAC	35	3	9	12	36	-	-	-	-	-
2012-13	Yale	ECAC	37	2	7	9	58	-	-	-	-	-
2013-14	Yale	ECAC	33	7	11	18	28	-	-	-	-	-

Signed by Worcester as a free agent on Sept. 8, 2014.

GAGE AUSMUS

POSITION: DEFENSE | **SHOOTS:** LEFT

HT: 6' 1" | **WT:** 210 | **BORN:** 4/22/95 in Billings, Montana

Selected by San Jose in the 2013 NHL Draft (5th round, 151st overall)

2013-14: As a freshman at the University of North Dakota, played in 21 games and finished 2nd on the blueline in PIM/GP (0.62)...**2012-13:** Will attend the University of North Dakota in 2013-14...Participated in Team USA's 2013 National Junior Evaluation Camp...Helped Team USA win the silver medal at the 2013 U-18 World Junior Championships and T-2nd on the team in plus/minus (+5)...Led Team USA in plus/minus (+17) in 26 USHL games...Overall with the U.S. National U-18 team, T-2nd in plus/minus (+22) and T-4th amongst team defensemen in points (14) in 62 games...**2011-12:** 5th on the U.S. National U-17 team in PIM (60)...Played in five games at the World U-17 Hockey Challenge.

CAREER STATISTICS							PLAYOFFS					
SEASON	CLUB	LEAGUE	GP	G	A	PTS	PIM	GP	G	A	PTS	PIM
2010-11	Great Plains	MN Elite	14	2	0	2	10	1	0	0	0	0
	East Grand Forks	HS	15	3	8	11	10	2	1	0	1	0
2011-12	USA Nat. Under-17	USND/USHL	54	2	4	6	60	1	0	0	0	0
	USA	U-17 W. Ch.	5	0	0	0	4	-	-	-	-	-
2012-13	USA Nat. Under-18	USND/USHL	66	2	12	14	56	-	-	-	-	-
	USA	U-18	7	0	2	2	6	-	-	-	-	-
2013-14	North Dakota	NCHC	21	2	1	3	13	-	-	-	-	-

Selected by San Jose in the 2013 NHL Draft (5th round, 151st overall)



FREDRIK BERGVIK (BAIRG-VIHK)

POSITION: GOALTENDER | **CATCHES:** LEFT
HT: 6' 1" | **WT:** 175 | **BORN:** 2/14/95 in Stockholm, Sweden
Selected by San Jose in the 2013 NHL Draft (4th round, 117th overall)

2013-14: Was named to Team Sweden for the 5 Nations Tournament...**2012-13:** Led the Swedish junior league (SuperElit) in goals-against average (1.29) and save percentage (.950) in 14 games with Frolunda J20...**2011-12:** Split time in the Swedish junior leagues with Frolunda J18 (J18 Elit and J18 Allsvenskan)...1st in J18 Allsvenskan South in goals-against average (1.88; min. five games) and save percentage (.920)...Helped Frolunda J18 win the bronze medal in league play...**2010-11:** Split time between three Swedish junior leagues, playing in TV-Pucken, U16 SM and J18 Elit...Finished with the best save percentage in the U16 SM.

CAREER STATISTICS										PLAYOFFS									
SEASON	CLUB	LEAGUE	GP	W	L	T	MIN	GA	SO	GAA	GP	W	L	MIN	GA	SO	GAA		
2009-10	Djurgarden U16	Sweden U-16	2	-	-	-	-	-	-	3.21	-	-	-	-	-	-	-	-	-
2010-11	Stockholm 2	Sweden Jr.	5	-	-	-	-	-	-	5.73	-	-	-	-	-	-	-	-	-
2011-12	Djurgarden U16	Sweden U-16	4	-	-	-	-	-	-	2.51	-	-	-	-	-	-	-	-	-
	Frolunda J18	Sweden Jr.	19	-	-	-	781	32	-	2.46	-	-	-	-	-	-	-	-	-
2012-13	Frolunda J18	Sweden Jr.	14	-	-	-	479	15	-	1.88	-	-	-	-	-	-	-	-	-
	Frolunda J18	Sweden Jr.	6	-	-	-	2.44	-	-	-	-	-	-	-	-	-	-	-	-
	Frolunda J18	Sweden Jr.	2	-	-	-	121	6	-	2.99	-	3	-	-	-	-	-	-	4.55
	Frolunda J20	Sweden Jr.	21	8	1	-	589	13	2	1.29	-	-	-	-	-	-	-	-	-
2013-14	Frolunda J20	Sweden Jr.	32	-	-	-	-	-	-	2.60	3	-	-	-	-	-	-	-	3.03
	Frolunda	Sweden	1	-	-	-	-	-	-	5.34	-	-	-	-	-	-	-	-	-

Selected by San Jose in the 2013 NHL Draft (4th round, 117th overall)

COLIN BLACKWELL

POSITION: CENTER | **SHOOTS:** RIGHT
HT: 5' 9" | **WT:** 190 | **BORN:** 3/28/93 in Lawrence, Massachusetts
Selected by San Jose in the 2011 NHL Entry Draft (7th round, 194th overall).

2013-14: DNP...**2012-13:** Finished the season T-2nd on his team in points per game (0.67 PTS/GP)...Invited to the 2012 U.S. National Junior Evaluation Camp where he finished 1st in assists (4) and T-1st in points (6) in three games played...**2011-12:** 2nd on the team in PIM (46)...Finalist for 2012 Walter Brown Award, given annually to New England's best American-born college hockey player...Team reached ECAC Final, as he posted four assists vs. Cornell on March 16 in a tournament game...**2010-11:** Named the first recipient of the ESPN Boston Mr. Hockey Award...Named the Catholic Conference's MVP and led all skaters in points in the Division 1A state tournament...Was his team's captain...Also won the Division 1 championship in lacrosse as a midfielder.

CAREER STATISTICS										PLAYOFFS					
SEASON	CLUB	LEAGUE	GP	G	A	PTS	PIM	GP	G	A	PTS	PIM			
2010-11	St. John's Prep	HS	25	33	33	66	-	5	7	9	16	-			
2011-12	Harvard	ECAC	34	5	14	19	46	-	-	-	-	-			
2012-13	Harvard	ECAC	21	3	11	14	10	-	-	-	-	-			
2013-14	Harvard	ECAC	0	0	0	0	0	-	-	-	-	-			

Selected by San Jose in the 2011 NHL Entry Draft (7th round, 194th overall).

2014-15 SAN JOSE SHARKS



GABRYEL BOUDREAU

POSITION: LEFT WING | **SHOOTS:** LEFT

HT: 5' 11" | **WT:** 170 | **BORN:** 2/21/95 in Otterburn Park, Quebec

Selected by San Jose in the 2013 NHL Draft (2nd round, 49th overall).

2013-14: Ranked 5th on the team in goals (16) during the regular season...Had a career-high six game point streak from 10/18-10/30...Had a career-high three game goal streak from 10/25-10/30...T-5th on the team in plus/minus (+3) during the playoffs...

2012-13: 2nd in the QMJHL in rookie scoring (63 points), assists (41), plus/minus (+31) and T-3rd in goals (22)...Ranked 4th on the team in points and T-1st in assists...Finished the regular season with 32 points (11-21=32) in his last 30 games...2nd amongst league rookies in playoff goals (9) and points (18)...T-3rd on the team in playoff goals and 4th in points in 18 games...Finished the playoffs on a three-game point streak (2-2=4) in the league championship vs. Halifax...Opened the playoffs with a four-game point streak (5-2=7) in first round play vs. Sheerbrooke...**2011-12:** 2nd in goals (33) and 6th in points (58) in the Quebec Midget AAA...Named to the QMAAA Second All-Star Team...Led Collège Antoine-Girouard Gaulois in points, goals and assists (25; tied)...Led the team in playoff goals (11) and T-1st in points (16).

CAREER STATISTICS							PLAYOFFS					
SEASON	CLUB	LEAGUE	GP	G	A	PTS	PIM	GP	G	A	PTS	PIM
2010-11	Collège Antoine-Girouard Gaulois	QMAAA	2	0	0	0	0	-	-	-	-	-
2011-12	Collège Antoine-Girouard Gaulois	QMAAA	43	33	25	58	38	11	11	5	16	20
2012-13	Baie-Comeau	QMJHL	67	22	41	63	43	18	9	9	18	27
2013-14	Baie-Comeau	QMJHL	67	16	19	35	81	22	2	5	7	12

Selected by San Jose in the 2013 NHL Draft (2nd round, 49th overall)

MICHAEL BRODZINSKI

POSITION: DEFENSE | **SHOOTS:** RIGHT

HT: 5' 11" | **WT:** 180 | **BORN:** 5/28/95 in Ham Lake, Minnesota

Selected by San Jose in the 2013 NHL Draft (5th round, 141st overall)

2013-14: T-2nd amongst all team defenseman in goals (6)...Ranked 3rd in the nation in goals (6) and 12th in even strength points (13) amongst all freshman defenseman...Was named Big 10 third star of the week on Nov. 26... **2012-13:** Will attend the University of Minnesota in 2013-14...Participated in Team USA's 2013 National Junior Evaluation Camp...Named to the USHL All-Rookie and Second All-Star teams...Participated in the USHL Top Prospects Game...Led all USHL defensemen in goals (16) and T-6th in points (33) in his first season in the league...His 16 goals were the most for a USHL defenseman since 2009-10...3rd amongst league blue-liners in shots (153)...3rd on Muskegon in points and led the team in power-play goals (9)...His brother, Jonny, was drafted 148th overall in 2013 by Los Angeles, making the brothers the first non-twins taken in the same round of a draft...His father, Mike, played in one game for the University of Minnesota...**2011-12:** Led Blaine High School in points (33) and assists (20) and T-1st in goals (13)...Participated in the Under-17 Five Nations Tournament and helped the U.S. Select Team win the gold medal...**2010-11:** T-4th in goals (9) and points (23) as Blaine won the 2011 Section Championship.

CAREER STATISTICS							PLAYOFFS					
SEASON	CLUB	LEAGUE	GP	G	A	PTS	PIM	GP	G	A	PTS	PIM
2009-10	Blaine High	HS	24	2	3	5	12	5	1	0	1	0
2010-11	Team Northeast	MN Elite	21	3	8	11	20	2	0	1	1	2
	Blaine High	HS	25	9	14	23	22	5	5	3	8	0
2011-12	Blaine High	HS	25	13	20	33	26	3	3	0	3	17
	Muskegon	USHL	3	0	1	1	0	-	-	-	-	-
	Team Northwest	HS	20	4	10	14	51	3	1	1	2	2
2012-13	Muskegon	USHL	61	16	17	33	47	3	0	1	1	0
2013-14	Minnesota	Big Ten	26	6	7	13	12	-	-	-	-	-

Selected by San Jose in the 2013 NHL Draft (5th round, 141st overall)



ROURKE CHARTIER

POSITION: CENTER | **SHOOTS:** LEFT
HT: 5' 10" | **WT:** 190 | **BORN:** 4/2/96 in Saskatoon, Saskatchewan
Selected by San Jose in the 2014 NHL Draft (5th round, 149th overall)

2013-14: Ranked 4th in goals (24), T-4th in assists (34), T-5th on his team in points (58), and T-6th in plus/minus (+26) on his team during the regular season...During the postseason, finished 1st on his team in goals (6), T-6th in assists (6), and 6th in points (12)... One of three teammates to play in all regular season and playoff games...Won a gold medal at the Hlinka Memorial Tournament as a member of the Canada U18 team, registering one assist and a +2 rating in five games...**2012-13:** Finished 5th in goals (13), T-6th in assists (17), and 5th in points (30) league-wide amongst all U17 WHL players...Completed his first WHL season...Drafted by Kelowna in the 1st round (15th overall) in the WHL Bantam Draft.

CAREER STATISTICS							PLAYOFFS						
SEASON	CLUB	LEAGUE	GP	G	A	PTS	PIM	GP	G	A	PTS	PIM	
2012-13	Kelowna	WHL	58	13	17	30	8	3	0	0	0	0	
	Canada Western	WHC-17	5	1	2	3	2	-	-	-	-	-	
2013-14	Kelowna	WHL	72	24	34	58	8	14	6	6	12	2	

Selected by San Jose in the 2014 NHL Draft (5th round, 149th overall).

CODY FERRIERO (FAIR-ee-oh)

POSITION: RIGHT WING | **SHOOTS:** RIGHT
HT: 5' 11" | **WT:** 195 | **BORN:** 12/19/91 in Boston, Massachusetts
Selected by San Jose in the 2010 NHL Entry Draft (5th round, 127th overall).

2013-14: Played in his 100th collegiate game Jan. 4 versus Massachusetts...Finished 2nd on the team in penalty minutes (51)...Finished 8th on the team in points per game (0.42 PTS/GP)... **2012-13:** Finished 2nd on the team in goals (12) and 3rd in points (26)...2nd in Hockey East and T-11th nationally in PP goals (7)...Scored four goals against Harvard on Dec. 29, 2012, becoming the first Husky since 1982 and one of only three NCAA players this season to score four goals in a single game... **2011-12:** 4th on team in goals despite playing in only 17 games...Led the team in plus/minus rating (+11) and tied for the team lead in game-winning goals (2)... **2010-11:** 7th on the team in PIM...Scored his first collegiate goal and added four PIM in his first NCAA game on Oct. 8 vs. Providence.

CAREER STATISTICS							PLAYOFFS					
SEASON	CLUB	LEAGUE	GP	G	A	PTS	PIM	GP	G	A	PTS	PIM
2009-10	Governor's Academy	HS	27	21	19	40	112	-	-	-	-	-
2010-11	Northeastern	HE	34	4	3	7	38	-	-	-	-	-
2011-12	Northeastern	HE	17	9	6	15	34	-	-	-	-	-
2012-13	Northeastern	HE	34	12	14	26	60	-	-	-	-	-
2013-14	Northeastern	HE	19	3	5	8	51	-	-	-	-	-

Selected by San Jose in the 2010 NHL Entry Draft (5th round, 127th overall).

MAX GAEDE (GAYD)

POSITION: RIGHT WING | **SHOOTS:** RIGHT
HT: 6' 2" | **WT:** 205 | **BORN:** 3/27/92 in Maryland, Minnesota
Selected by San Jose in the 2010 NHL Entry Draft (3rd round, 88th overall).

2013-14: Played in all 41 games for the Minnesota State University...Both of his goals were game-winners... **2012-13:** Set career highs in assists (10) and points (11)... **2011-12:** Posted seven points in his freshman season...3rd on the team in PIM (42)... **2010-11:** Among team leaders: T-6th in points and assists, T-4th in PIM, 3rd with 138 shots and 5th in power play goals...T-20th in USHL in PP points... **2009-10:** Finished the season in Sioux City after playing at Woodbury High School.

CAREER STATISTICS							PLAYOFFS					
SEASON	CLUB	LEAGUE	GP	G	A	PTS	PIM	GP	G	A	PTS	PIM
2008-09	Woodbury High	HS	27	16	28	44	66	-	-	-	-	-
2009-10	Woodbury High	HS	25	19	17	36	36	-	-	-	-	-
	Sioux City	USHL	11	1	1	2	2	-	-	-	-	-
2010-11	Sioux City	USHL	54	10	18	28	57	3	0	0	0	2
2011-12	Minnesota St.-Mankato	WCHA	30	3	4	7	42	-	-	-	-	-
2012-13	Minnesota St.-Mankato	WCHA	41	1	10	11	11	-	-	-	-	-
2013-14	Minnesota St.-Mankato	WCHA	41	2	7	9	30	-	-	-	-	-

Selected by San Jose in the 2010 NHL Entry Draft (3rd round, 88th overall).



EMIL GALIMOV (gah-LEE-mawv)

POSITION: LEFT WING | **SHOOTS:** LEFT

HT: 6' 1" | **WT:** 170 | **BORN:** 5/9/92 in Nizhnekamsk, Russia

Selected by San Jose in the 2013 NHL Draft (7th round, 207th overall)

2013-14: Finished 4th on the team in goals (7) and 7th on the team in points (12)...Ended the postseason 7th on the team in plus/minus (+2)...**2012-13:** Spent time between the KHL and its minor leagues (VHL and MHL), posting 12-15=27 in 40 combined games...T-5th on Lokomotiv (KHL) in points (20) despite playing in just 33 games...T-8th on the team in goals (8) and 4th in assists (13)...5th on the team in plus/minus (+8) and spent most of the year on the team's first line...**2011-12:** Tied for the Lokomotiv (VHL) team lead with nine goals and T-3rd in points (13) despite playing in just 17 games...T-4th on Lokomotiv in playoff points (5) in 10 games...Scored one goal in six games at the 2011 Subway Super Series...Began the season with Neftekhimik (KHL) before joining Lokomotiv...**2010-11:** 6th on Reaktor (MHL) in goals (11) despite playing in just 27 games...Tied for the team lead with three playoff goals...Made his KHL debut with Neftekhimik...2009-10: T-7th on Russia in points (3) in seven games at the U-18 World Junior Championships.

CAREER STATISTICS							PLAYOFFS					
SEASON	CLUB	LEAGUE	GP	G	A	PTS	PIM	GP	G	A	PTS	PIM
2009-10	Reaktor	MHL	32	6	4	10	69	1	0	1	1	0
	Russia	U-18	7	2	1	3	10	-	-	-	-	-
2010-11	Neftekhimik	KHL	18	1	1	2	4	-	-	-	-	-
	Reaktor	MHL	27	11	7	18	34	5	3	0	3	27
2011-12	Neftekhimik	KHL	8	0	0	0	2	-	-	-	-	-
	Reaktor	MHL	9	5	4	9	33	-	-	-	-	-
	Lokomotiv	VHL	17	9	4	13	12	10	2	3	5	10
	Lokomotiv	MHL	8	4	5	9	2	-	-	-	-	-
2012-13	Lokomotiv	KHL	33	7	13	20	10	6	0	2	2	6
	Lokomotiv	VHL	5	4	1	5	4	-	-	-	-	-
	Lokomotiv	MHL	2	1	1	2	2	-	-	-	-	-
	Lokomotiv	KHL	43	7	5	12	24	18	1	3	4	8

Selected by San Jose in the 2013 NHL Draft (7th round, 207th overall).

JAKE JACKSON

POSITION: LEFT WING | **SHOOTS:** LEFT

HT: 5' 11" | **WT:** 190 | **BORN:** 12/5/94 in Oakdale, Minnesota

Selected by San Jose in the 2013 NHL Draft (7th round, 201st overall)

2013-14: Played in 42 games, registering eight points (2-6=8) and 20 PIM's in his first season with Des Moines...**2012-13:** Has committed to Michigan Tech (NCAA) in the fall of 2014...Will play for Sioux City (USHL) in 2013-14...Named a finalist for Minnesota's Mr. Hockey award...Led Tartan High School goals (29), points (56) and game-winning goals (5) and ranked 2nd in assists (27)...Scored a hat trick in Tartan's lone playoff game...Joined Waterloo (USHL) at the end of the season and scored one goal in two games...**2011-12:** Led the team in goals (24) and points (43) in 25 games...3rd in assists (19)...**2010-11:** Led the team in goals (15), points (25) and T-2nd in assists (10).

CAREER STATISTICS							PLAYOFFS					
SEASON	CLUB	LEAGUE	GP	G	A	PTS	PIM	GP	G	A	PTS	PIM
2010-11	Tartan High	HS	25	15	10	25	18	1	1	0	1	0
2011-12	Tartan High	HS	25	24	19	43	28	2	1	0	1	2
	Metro Northeast	MEPDL	11	3	1	4	0	-	-	-	-	-
2012-13	Tartan High	HS	25	29	27	56	10	1	3	0	3	0
	Team Northeast	HS	21	10	4	14	10	-	-	-	-	-
	Waterloo	USHL	2	1	0	1	0	-	-	-	-	-
2013-14	Des Moines	USHL	42	2	6	8	20	-	-	-	-	-

Selected by San Jose in the 2013 NHL Draft (7th round, 201st overall)



SEAN KURALY (kuh-RA-lee)

POSITION: CENTER | **SHOOTS:** LEFT
HT: 6' 2" | **WT:** 205 | **BORN:** 1/20/93 in Dublin, Ohio
Selected by San Jose in the 2011 NHL Entry Draft (5th round, 133rd overall).

2013-14: Ranked T-4th in goals (12), 3rd in assists (17), 3rd in points (29), and 2nd in penalty minutes (59) on his team...One of four skaters that took to the ice in all 38 games ...Placed on the NCHC Academic All-Conference team... **2012-13:** T-3rd amongst Miami freshmen in points (12), 4th in PIM (41)...Won a gold medal with Team USA at the 2013 World Junior Championships...Finished the tournament with 3 points (1-2=3) and a +4 rating... Invited to the 2012 US National Junior Evaluation Camp where he finished 1st in goals (4) and T-1st in points (6) in three games played...**2011-12:** Finished 2nd (behind Sharks prospect Daniil Tarasov) on Indiana in goals, assists and points...4th in the league in goals and points (tied)...Represented USA at the World Jr. A Challenge, ranking T-1st in points amongst all skaters in the tournament (3-3=6) and won a bronze medal...**2010-11:** 8th in scoring on Indiana...**2009-10:** Made USHL debut with Indiana.

CAREER STATISTICS							PLAYOFFS					
SEASON	CLUB	LEAGUE	GP	G	A	PTS	PIM	GP	G	A	PTS	PIM
2009-10	Indiana	USHL	5	1	2	3	0	-	-	-	-	-
2010-11	Indiana	USHL	51	8	21	29	45	5	1	1	2	4
2011-12	Indiana	USHL	54	32	38	70	48	6	3	3	6	4
2012-13	Miami University	CCHA	40	6	6	12	41	-	-	-	-	-
	United States	U-20	7	1	2	3	2	-	-	-	-	-
2013-14	Miami University	NCHC	38	12	17	29	59	-	-	-	-	-

Selected by San Jose in the 2011 NHL Entry Draft (5th round, 133rd overall).

KEVIN LABANC

POSITION: RIGHT WING | **SHOOTS:** RIGHT
HT: 5' 10" | **WT:** 185 | **BORN:** 12/12/95 in Brooklyn, NY
Selected by San Jose in the 2014 NHL Draft (6th round, 171st overall).

2013-14: Finished the regular season ranked T-8th in goals (11), 8th in assists (24), 9th in points (35) on his team...Played in all 11 postseason games, ranking T-3rd on the team in goals (3) and T-5th in points (7)...Completed his first OHL season...**2012-13:** T-13th on U.S. National U18 Team in points (22)...Helped Team USA earn a silver medal in the U18 WJC, registering one goal in seven games. **2011-12:** In 52 games for the U.S. National U17 Team, ranked 7th on the team in assists (17) and 10th in points (22)...Played five games in the U17 WHC, earning a silver medal with Team USA.

CAREER STATISTICS							PLAYOFFS					
SEASON	CLUB	LEAGUE	GP	G	A	PTS	PIM	GP	G	A	PTS	PIM
2011-12	USNTDP Juniors	USHL	33	3	8	11	10	2	0	0	0	2
	U.S. National U17	USDP	52	5	17	22	24	-	-	-	-	-
	USA	WHC-17	5	0	0	0	4	-	-	-	-	-
2012-13	USNTDP Juniors	USHL	26	3	6	9	8	-	-	-	-	-
	U.S. National U17	USDP	5	0	2	2	2	-	-	-	-	-
	U.S. National U18	USDP	62	9	12	21	28	-	-	-	-	-
	USA	U-18	7	1	0	1	0	-	-	-	-	-
2013-14	Barrie	OHL	65	11	24	35	30	11	3	4	7	4

Selected by San Jose in the 2014 NHL Draft (6th round, 171st overall).



DANIEL O'REGAN

POSITION: CENTER | **SHOOTS:** RIGHT

HT: 5' 9" | **WT:** 175 | **BORN:** 1/30/94 in Berlin, Germany

Selected by San Jose in the 2012 NHL Entry Draft (5th round, 138th overall).

2013-14: T-1st on his team in goals (10), 4th in assists (12), and 3rd in points (22)...Appeared in all 35 games for Boston University... Won a silver medal with Team USA at the 2014 WJC's, scoring a goal and registering a +1 rating...Picked up two goals in four games for Team USA during the 2013 Hockey National Junior Evaluation Camp (Aug. 3-10)... **2012-13:** In his freshman season at Boston University, finished T-2nd on the team in goals (16) and 1st overall in points (38)...32nd overall in the nation in points per game (0.97 PTS/GP) and T-4th in the nation in points per game by a freshman...Named to the College Hockey News' 2012-13 All-Rookie Team... Named the Hockey East Pro Ambitions Rookie of the Week on Mar. 11 and named to the Hockey East All-Rookie team on Mar. 20...Eight-time Hockey East Top Performer...**2011-12:** T-7th on USA in points at the U-18 World Jr. Championships...Father Tom attended BU as well and played in 61 NHL games for Pittsburgh.

CAREER STATISTICS

PLAYOFFS

SEASON	CLUB	LEAGUE	GP	G	A	PTS	PIM	GP	G	A	PTS	PIM
2010-11	St. Sebastian's	HS-MA	27	25	25	50	10	-	-	-	-	-
2011-12	St. Sebastian's	HS-MA	27	21	35	56	8	-	-	-	-	-
	USA	USHL	7	3	2	5	0	-	-	-	-	-
	USA	U-18	6	1	3	4	0	-	-	-	-	-
2012-13	Boston University	HE	39	16	22	38	16	-	-	-	-	-
2013-14	Boston University	HE	35	10	12	22	14	-	-	-	-	-
	USA	U-20	4	1	0	1	4	-	-	-	-	-

Selected by San Jose in the 2012 NHL Entry Draft (5th round, 138th overall).

NOAH ROD (ROAD)

POSITION: LEFT WING | **SHOOTS:** LEFT

HT: 5' 10" | **WT:** 185 | **BORN:** 6/7/96 in La Chaux-de-Fonds, Switzerland

Selected by San Jose in the 2014 NHL Draft (2nd round, 53rd overall).

2013-14: Played 31 games in his second season with Genève-Servette U20, ranking 1st on the team in points (37), 1st in goals (16), and 2nd in assists (21)...Played in all five of Switzerland's U18 WJC games, finishing the tournament T-2nd in assists (4) and 3rd in points (6) on his team...Finished the U18 WJC T-1st amongst all competitors in plus/minus, earning the U18 WJC Best Plus/Minus award...**2012-13:** In 33 games with Genève-Servette U20, he ranked T-1st in goals (14), 3rd in assists (17), 2nd in points (31), and 3rd in penalty minutes (62) on his team...Posted six points (2-4=6) in 15 international games with Switzerland's U17 and U18 teams.

CAREER STATISTICS

PLAYOFFS

SEASON	CLUB	LEAGUE	GP	G	A	PTS	PIM	GP	G	A	PTS	PIM
2012-13	Geneve-Servette U17	Swiss Jr.	6	3	7	10	10	5	4	1	5	4
	Geneve-Servette U20	Swiss Jr.	33	14	17	31	62	6	5	2	7	34
2013-14	Geneve-Servette U20	Swiss Jr.	31	16	21	37	58	2	0	1	1	29
	Geneve-Servette	Swiss	28	1	2	3	8	12	1	3	4	4
	Switzerland	U-18	5	2	4	6	22	-	-	-	-	-

Selected by San Jose in the 2014 NHL Draft (2nd round, 53rd overall).



JOAKIM RYAN

POSITION: DEFENSE | **SHOOTS:** LEFT
HT: 5' 11" | **WT:** 185 | **BORN:** 6/17/93 in Rumson, New Jersey
Selected by San Jose in the 2012 NHL Entry Draft (7th round, 198th overall).

2013-14: Amongst all D-1 defenseman, he ranked 4th in goals per game (0.25) and 11th in points per game (0.75)...Selected to the All-Ivy League First Team, All-ECAC Hockey Second Team, and earned the Nicky Bawlf Award (Cornell MVP)...Appeared in all 32 games, finishing the season ranked T-2nd in points (24), and 3rd on the team in goals (8) assists (16) on his team... **2012-13:** T-3rd on the team in points (23) and ranked 1st overall in assists (20)...Also led the team in blocked shots (60) and PP points (11)...Ranked 6th in the nation in assists per game by defensemen (0.59 A/GP)...All-Ivy League Second Team selection... **2011-12:** Set a program record for goals scored by a freshman defenseman (7)...2nd amongst team defensemen in points (7-10=17)...Named ECAC Hockey Rookie of the Week on Oct. 31... **2010-11:** Won the Clark Cup in Dubuque's first year in the USHL...8th amongst league defensemen in points (3-29=32).

CAREER STATISTICS							PLAYOFFS					
SEASON	CLUB	LEAGUE	GP	G	A	PTS	PIM	GP	G	A	PTS	PIM
2010-11	Dubuque	USHL	53	3	29	32	26	-	-	-	-	-
2011-12	Cornell	ECAC	34	7	10	17	20	-	-	-	-	-
2012-13	Cornell	ECAC	34	3	20	23	12	-	-	-	-	-
2013-14	Cornell	ECAC	32	8	16	24	27	-	-	-	-	-

Selected by San Jose in the 2012 NHL Entry Draft (7th round, 198th overall).

DYLAN SADOWY

POSITION: LEFT WING | **SHOOTS:** LEFT
HT: 5' 11" | **WT:** 185 | **BORN:** 4/2/96 in Brampton, Ontario
Selected by San Jose in the 2014 NHL Draft (3rd round, 81st overall)

2013-14: Finished the season ranked 1st on his team in goals (27), 8th in points (36), and T-2nd in plus/minus (+14) during the regular season...In five playoff games, ranked 1st on his team in goals (4) and 3rd in points... **2012-13:** In his first season in the OHL, had 8 points (2-6=8) and 45 penalty minutes...Played 61 regular season and 3 playoff games...Drafted by Saginaw in Round 2 (#37 overall) in the OHL Priority Selection Draft.

CAREER STATISTICS							PLAYOFFS					
SEASON	CLUB	LEAGUE	GP	G	A	PTS	PIM	GP	G	A	PTS	PIM
2012-13	Saginaw	OHL	61	2	6	8	45	3	0	1	1	7
2013-14	Saginaw	OHL	68	27	9	36	69	5	4	0	4	2

Selected by San Jose in the 2014 NHL Draft (3rd round, 81st overall)



HARRI SATERI (HAHR-ee sah-TEH-ree)

POSITION: GOALTENDER | **CATCHES:** LEFT

HT: 6' 1" | **WT:** 205 | **BORN:** 12/29/89 in Toijala, Finland

Selected by San Jose in the 2008 NHL Entry Draft (4th round, 106th overall).

2013-14: Went 18-24-2 with a 2.95 goals-against average and a .894 save percentage...Posted one shutout...Had a four win streak snapped (4-0-0, 5GA) with 28 saves in 2-1L at Providence on 3/23... **2012-13:** Went 14-21-3 with a 2.89 goals-against average and a .903 save percentage...Posted one shutout...Made an AHL season-high 50 saves, stopped all five shooters in the shootout and was #2 star in 3-2 SOW at Providence on Dec. 2... **2011-12:** Led the team in wins (15) and shutouts (2)...Had a season high 49 saves vs. Manchester on April 10...Had franchise record shutout streak of 157:37 snapped on Jan. 25...Recorded his first career shutout with 25 saves vs. Portland on Jan. 8...Served as backup goaltender for the first two games of the NHL season for San Jose... **2010-11:** Joined Worcester on March 12 after his season ended with Tampere...Led the Sharks with a .918 save percentage...Went 0-1 in the shootout (saved four of five shots)...Made first AHL start and made 21 saves on March 19 at Wilkes-Barre/Scranton...Made North American debut (in relief) on March 18 at Providence and made 22 saves on 23 shots...Also stopped Trent Whitfield on a penalty shot...Finished 18th in the Finnish Elite League in save percentage... **2009-10:** Helped team advance to the second round, eliminating Jokerit in the first round of the SM-Liiga playoffs...10th in the playoffs in goals-against average and T-1st in games played...Finished the regular season T-13th in the league in save percentage (.915)... **2008-09:** Led Tampere in save percentage (.921) and goals-against average...T-1st on Tampere in shutouts... **World Jr.:** Made starts in preliminary round against Sweden and Russia... **2007-08:** Represented Finland at the Under-20 World Junior Championships...Attended Finland's 2008 National Junior Championship Development Camp... **2006-07:** Played as a 16-year-old.

CAREER STATISTICS										PLAYOFFS							
SEASON	CLUB	LEAGUE	GP	W	L	OT	MINS	GA	SO	GAA	GP	W	L	MINS	GA	SO	GAA
2006-07	Tampere	FNL	23	-	-	-	1346	-	2	2.63	-	-	-	-	-	-	-
2007-08	Tampere	FNL	34	-	-	-	2048	-	1	2.99	-	-	-	-	-	-	-
	Finland	U-20	3	0	3	0	151	10	0	3.98	-	-	-	-	-	-	-
2008-09	Tampere	FNL	22	6	12	3	1253	48	2	2.30	-	-	-	-	-	-	-
	Finland	U-20	2	0	2	0	118	7	0	3.54	-	-	-	-	-	-	-
2009-10	Tampere	FNL	49	21	22	4	2836	129	1	2.73	9	4	5	572	27	0	2.83
2010-11	Tampere	FNL	37	9	19	8	2147	84	2	2.96	-	-	-	-	-	-	-
	Worcester	AHL	7	1	3	1	351	15	0	2.56	-	-	-	-	-	-	-
2011-12	Worcester	AHL	38	15	20	3	2116	101	2	2.86	-	-	-	-	-	-	-
2012-13	Worcester	AHL	39	14	21	3	2201	106	1	2.89	-	-	-	-	-	-	-
2013-14	Worcester	AHL	45	18	24	2	2646	130	1	2.95	-	-	-	-	-	-	-

Selected by San Jose in the 2008 NHL Entry Draft (4th round, 106th overall)

ALEX SCHOENBORN

POSITION: RIGHT WING | **SHOOTS:** RIGHT

HT: 6' | **WT:** 200 | **BORN:** 12/12/95 in Minot, North Dakota

Selected by San Jose in the 2014 NHL Draft (3rd round, 72nd overall).

2013-14: Increased his offensive output in his second OHL season, finishing the year ranked 8th on his team in goals (18) and 10th in points (36)...Led the team in penalty minutes (121)...One of only two players on his team to play in all 72 regular season games...Advanced to the WHL championship game with the Winterhawks, playing in all 21 games and finishing 2nd on the team in penalty minutes (41)... **2012-13:** In his first season in the OHL, accrued 22 penalty minutes in 20 games and registered two points (1-1-2).

CAREER STATISTICS							PLAYOFFS					
SEASON	CLUB	LEAGUE	GP	G	A	PTS	PIM	GP	G	A	PTS	PIM
2012-13	Portland	WHL	20	1	1	2	22	-	-	-	-	-
	Wenatchee	NAHL	10	0	1	1	34	-	-	-	-	-
2013-14	Portland	WHL	72	18	18	36	121	21	3	2	5	41

Selected by San Jose in the 2014 NHL Draft (3rd round, 72nd overall).



ALEXIS VANIER

POSITION: DEFENSE | **SHOOTS:** LEFT
HT: 6' 5" | **WT:** 215 | **BORN:** 12/21/95 in Ste-Catherine, Quebec
Selected by San Jose in the 2014 NHL Draft (4th round, 102nd overall).

2013-14: Finished T-4th amongst all QMJHL defensemen in goals (15) and T-15th in points (36)...On his team, amongst all players, ranked 6th in goals (15) and 8th in points (36)...Scored a career-high five points (2-3=5) on 9/20 against Quebec...Had a three game goal streak from 12/10 thru 12/15...**2012-13:** Played his first QMJHL season, posting eight points (0-8=8) and ranking 3rd on the team in penalty minutes (66)...Scored his first professional point (assist) on 10/19 vs. Blainville-Boisbriand.

CAREER STATISTICS							PLAYOFFS					
SEASON	CLUB	LEAGUE	GP	G	A	PTS	PIM	GP	G	A	PTS	PIM
2012-13	Baie-Comeau	QMJHL	53	0	8	8	66	6	0	0	0	11
2013-14	Baie-Comeau	QMJHL	61	15	21	36	52	-	-	-	-	-

Selected by San Jose in the 2014 NHL Draft (4th round, 102nd overall).

CLIFFORD WATSON

POSITION: DEFENSE | **SHOOTS:** LEFT
HT: 6' 2" | **WT:** 185 | **BORN:** 12/21/93 in Sheboygan, Wisconsin
Selected by San Jose in the 2012 NHL Entry Draft (6th round, 168th overall).

2013-14: Earned the Gitzen-Loutit Memorial Award as the team's outstanding defensive player...Led the WCHA and ranked in the top five nationally in blocked shots with 101...Appeared in all 40 games and registered his first NCAA point on 11/9 with an assist against Michigan St...**2012-13:** Scored his first USHL goal on Feb. 15, finishing the game with a +3 rating and #3 star honors...**2011-12:** 6th on team in PIM (53)...Second youngest player on the team (that played more than four games)...4th amongst team defensemen in assists (8)...**2012-13:** Scored his first USHL goal on Feb. 15, finishing the game with a +3 rating and #3 star honors...**2011-12:** 6th on team in PIM (53)...Second youngest player on the team (that played more than four games)...4th amongst team defensemen in assists (8).

CAREER STATISTICS							PLAYOFFS					
SEASON	CLUB	LEAGUE	GP	G	A	PTS	PIM	GP	G	A	PTS	PIM
2011-12	Sioux City	USHL	58	0	8	8	53	2	0	0	0	0
2012-13	Sioux City	USHL	62	3	8	11	65	-	-	-	-	-
2013-14	Michigan Tech	WCHA	40	0	4	4	30	-	-	-	-	-

Selected by San Jose in the 2012 NHL Entry Draft (6th round, 168th overall).



2014-15 SAN JOSE SHARKS RESERVE LIST

LEFT WING	HT	WT	S	BORN	BIRTHPLACE	2013-14 TEAM	LGE	GP	G	A	PTS	PIM	ACQ
Jimmy Bonneau	6'3	225	L	3/22/85	Baie-Comeau, Quebec	Worcester	AHL	45	2	3	5	106	FA/11
Gabryel Boudreau	5'11	170	L	2/21/95	Otterburn Park, Quebec	Baie-Comeau	QMJHL	67	16	19	35	81	ED/13
Emil Galimov	6'1	170	L	5/9/92	Zizhensk, Russia	Lokomotiv	KHL	43	7	5	12	24	ED/13
Nikolay Goldobin	5'10	185	L	10/7/95	Mockobackar, Russia	Sarnia	OHL	67	38	56	94	21	ED/14
Jake Jackson	5'11	190	L	12/5/94	Oakdale, Minnesota	Des Moines	USHL	42	2	6	8	20	ED/13
Patrick Marleau	6'2	220	L	9/15/79	Aneroid, Saskatchewan	San Jose	NHL	82	33	37	70	18	ED/97
Tye McGinn	6'2	205	L	7/29/90	Fergus, Ontario	Adirondack	AHL	54	20	15	35	62	TR/14
						Philadelphia	NHL	18	4	1	5	4	
Matt Nieto	5'11	190	R	11/5/92	Long Beach, California	San Jose	NHL	66	10	14	24	16	ED/11
						Worcester	AHL	2	2	3	5	0	
Noah Rod	5'10	185	L	6/7/96	La Chaux-de-Fonds	Geneve-Servette	SWISS	28	1	2	3	8	ED/14
						U-18	5	2	4	6	22		
						Geneve-Servette	SWI JR	31	16	21	37	58	
Dylan Sadowy	5'11	185	L	4/2/96	Brampton, Ontario	Saginaw	OHL	68	27	9	36	69	ED/14
John Scott	6'8	260	L	12/26/82	St. Catharines, Ontario	Buffalo	NHL	56	1	0	1	125	FA/14
Daniil Tarasov	6'0	185	L	6/20/91	Moscow, Russia	Worcester	AHL	47	17	14	31	40	FA/12
Raffi Torres	6'0	215	L	10/8/81	Toronto, Ontario	San Jose	NHL	5	3	2	5	7	TR/13
Evan Trupp	5'10	155	L	10/22/87	Anchorage, Alaska	Abbotsford	AHL	17	1	6	7	10	FA/14
						Alaska	ECHL	51	17	33	50	24	
CENTER	HT	WT	S	BORN	BIRTHPLACE	2013-14 TEAM	LGE	GP	G	A	PTS	PIM	ACQ
Colin Blackwell	5'9	190	R	3/28/93	Lawrence, Massachusetts	Harvard	ECAC	0	0	0	0	0	ED/11
Ryan Carpenter	6'0	190	R	1/18/91	Oviedo, Florida	Bowling Green	WCHA	15	8	8	16	0	FA/14
						Worcester	AHL	12	0	2	2	8	
Rourke Chartier	5'10	190	L	4/2/96	Saskatoon, Saskatchewan	Kelowna	WHL	72	24	34	58	8	ED/14
Logan Couture	6'1	200	L	3/28/89	Guelph, Ontario	San Jose	NHL	65	23	30	53	20	ED/07
Andrew Desjardins	6'1	195	L	7/27/86	Lively, Ontario	San Jose	NHL	81	3	14	17	86	FA/08
Michael Haley	5'10	205	L	3/30/86	Guelph, Ontario	Hartford	AHL	53	7	11	18	131	FA/14
Freddie Hamilton	6'1"	195	R	1/1/92	Toronto, Ontario	Worcester	AHL	64	22	21	43	6	ED/10
						San Jose	NHL	11	0	0	0	2	
Tomas Hertl	6'2	210	L	11/12/93	Prague, Czech	San Jose	NHL	37	15	10	25	4	ED/12
Melker Karlsson	6'0	180	R	7/18/90	Lychsele, Sweden	Skeleftea AIF	SWEHL	48	9	16	25	14	FA/14
Sean Kuraly	6'2	205	L	1/20/93	Dublin, Ohio	Miami University	NCHC	38	12	17	29	59	ED/11
Bryan Lerg	5'10	175	L	1/20/86	Livonia, Michigan	Lake Erie	AHL	35	12	15	27	4	FA/14
Travis Oleksuk	6'0	200	L	2/3/89	Thunder Bay, Ontario	Worcester	AHL	74	19	21	40	20	FA/12
Daniel O'Regan	5'9	175	R	1/30/94	Berlin Germany	Boston University	HE	35	10	12	22	14	ED/12
						USA	U-20	4	1	0	1	4	
Joe Pavelski	5'11	190	R	7/11/84	Plover, Wisconsin	San Jose	NHL	82	41	38	79	32	ED/03
Rylan Schwartz	5'10	200	L	1/8/90	Wilcox, Saskatchewan	Worcester	AHL	73	5	13	18	25	FA/13
James Sheppard	6'1	215	L	4/25/88	Halifax, Nova Scotia	San Jose	NHL	67	4	16	20	35	TR/11
Joe Thornton	6'4	220	L	7/2/79	London, Ontario	San Jose	NHL	82	11	65	76	32	TR/05
Chris Tierney	6'0	195	L	7/1/94	Keswick, Ontario	London	OHL	67	40	49	89	12	ED/12
RIGHT WING	HT	WT	S	BORN	BIRTHPLACE	2013-14 TEAM	LGE	GP	G	A	PTS	PIM	ACQ
Mike Brown	5'11	205	R	6/24/85	Northbrook, Illinois	San Jose	NHL	48	2	3	5	75	TR/13
						Edmonton	NHL	8	0	0	0	19	
Adam Burish	6'1	195	R	1/6/83	Madison, Wisconsin	San Jose	NHL	15	0	0	0	6	FA/12
Chris Crane	6'1	190	R	12/2/91	West Chester, Ohio	Ontario	ECHL	27	3	4	7	54	ED/10
						Worcester	AHL	2	0	1	1	0	
Petter Emanuelsson	6'0	200	R	8/7/91	Kiruna, Sweden	Skeleftea AIF	SWEHL	44	6	9	15	2	FA/13
Cody Ferrier	5'11	195	R	12/19/91	Boston, Massachusetts	Northeastern	HE	19	3	5	8	51	ED/10
Max Gaede	6'2	205	R	3/27/92	Maryland, Minnesota	Minnesota St.-Mankato	WCHA	41	2	7	9	30	ED/10
Barclay Goodrow	6'2	215	L	2/26/93	Toronto, Ontario	North Bay	OHL	63	33	34	67	64	FA/14
Eriah Hayes	6'4	210	R	7/7/88	La Crescent, Minnesota	Worcester	AHL	59	12	9	21	43	FA/13
						San Jose	NHL	15	1	0	1	2	
Tyler Kennedy	5'11	185	R	7/15/86	Sault Ste. Marie, Ontario	San Jose	NHL	67	4	13	17	34	TR/13
Kevin Labanc	5'10	185	R	12/12/95	Brooklyn, New York	Barrie	OHL	65	11	24	35	30	ED/14
Jeremy Langlois	6'0	175	R	6/20/90	Tempe, Arizona	Springfield	AHL	5	0	0	0	0	FA/14
						Evansville	ECHL	49	16	36	52	15	
						Bridgeport	AHL	7	2	2	4	2	
						Stockton	ECHL	7	3	5	8	0	
Alex Schoenborn	6'0	200	R	12/12/95	Minot, North Dakota	Portland	WHL	72	18	18	36	121	ED/14
Tommy Wingels	6'0	200	R	4/12/88	Evanston, Illinois	San Jose	NHL	77	16	22	38	35	ED/08





DEFENSEMEN	HT	WT	S	BORN	BIRTHPLACE	2013-14 TEAM	LGE	GP	G	A	P	PIM	ACQ
Konrad Abeltshauser	6'5	225	L	9/2/92	Bad Tolz, Germany	Worcester	AHL	57	6	15	21	18	ED/10
Gage Ausmus	6'1	210	L	4/22/95	East Grand Forks, Minnesota	North Dakota	NCHC	21	2	1	3	13	ED/13
Julius Bergman	6'1	190	R	11/2/95	Stockholm, Sweden	Frolunda	SEL	45	13	21	34	54	ED/14
Kyle Bigos	6'4	235	R	5/12/89	Upland, California	Worcester	AHL	5	0	1	1	5	TR/13
						San Francisco	ECHL	40	2	6	8	64	
						Ontario	ECHL	19	1	4	5	46	
Justin Braun	6'2	205	R	2/10/87	Minneapolis, Minnesota	San Jose	NHL	82	4	13	17	20	ED/07
Michael Brodzinski	5'11	180	R	5/28/95	Ham Lake, Minnesota	Minnesota	Big Ten	26	6	7	13	12	ED/13
Brent Burns	6'5	230	R	3/9/85	Barrie, Ontario	San Jose	NHL	69	22	26	48	34	TR/11
Dylan DeMelo	6'1	195	R	5/1/93	London, Ontario	Worcester	OHL	68	2	22	24	51	ED/11
Jason Demers	6'1	195	R	6/9/88	Dorval, Montreal	San Jose	NHL	75	5	29	34	30	ED/08
Taylor Doherty	6'7	235	R	3/2/91	Cambridge, Ontario	Worcester	AHL	69	4	11	15	111	ED/09
Brendan Ellis	6'2	210	L	1/5/89	Kelowna, British Columbia	Merrimack	HE	24	0	10	10	38	FA/14
						Manchester	AHL	1	0	0	0	0	
						South Carolina	ECHL	8	0	5	5	12	
Taylor Fedun	6'0	200	R	6/4/88	Edmonton, Alberta	Oklahoma City	AHL	65	10	28	38	51	FA/14
						Edmonton	NHL	4	2	0	2	0	
Scott Hannan	6'1	215	L	1/23/79	Richmond, British Columbia	San Jose	NHL	56	3	9	12	55	TR/13
Matthew Irwin	6'2	210	L	11/29/87	Brentwood Bay, British Columbia	San Jose	NHL	38	6	6	12	10	FA/10
Nick Jones	6'1	215	R	6/26/90	Cranberry, Pennsylvania	Mercyhurst	AHA	41	10	23	33	14	FA/14
						Worcester	AHL	2	0	0	0	0	
Mirco Mueller	6'3	205	L	3/21/95	Winterthur, Switzerland	Everett	WHL	60	5	22	27	31	ED/13
Joakim Ryan	5'11	185	L	6/17/93	Rumson, New Jersey	Cornell	ECAC	32	8	16	24	27	ED/12
Matt Tennyson	6'2	205	R	4/23/90	Minneapolis, Minnesota	Worcester	AHL	54	7	14	21	33	FA/12
Alexis Vanier	6'5	215	L	12/21/95	Ste-Catherine, Quebec	Baie-Comeau	QMJHL	61	15	21	36	52	ED/14
Marc-Edouard Vlasic	6'1	205	L	3/30/87	Montreal, Quebec	San Jose	NHL	81	5	19	24	38	ED/05
Clifford Watson	6'2	185	L	12/21/93	Sheboygan, Wisconsin	Michigan Tech	WCHA	40	0	4	4	30	ED/12
Gus Young	6'2	200	L	7/10/91	Dedham, Massachusetts	Yale	ECAC	33	7	11	18	28	FA/14

GOALTENDER	HT	WT	C	BORN	BIRTHPLACE	2013-14 TEAM	LGE	GP	MIN	GAA	W-L-T	SO	GA	ACQ
J.P. Anderson	5'11	185	R	4/27/92	Toronto, Ontario	San Francisco	ECHL	14	672	3.48	1-7-2	0	39	FA/10
						Ontario	ECHL	7	425	2.54	3-2-0	0	18	
Fredrik Bergvik	6'1	175	L	2/14/95	Stockholm, Sweden	Frolunda	SWEHL	32	-	2.60	-	-	-	ED/13
Troy Grosenick	6'1	185	L	8/27/89	Brookfield, Wisconsin	Worcester	AHL	35	1966	2.62	18-14-0	2	86	FA/13
Antti Niemi	6'2	210	L	8/29/83	Vantaa, Finland	San Jose	NHL	64	3740	2.39	39-17-7	4	149	FA/10
Harri Sateri	6'1	205	L	12/29/89	Toijala, Finland	Worcester	AHL	45	2646	2.95	18-24-2	1	130	ED/08
Alex Stalock	6'0	185	L	7/28/87	South St. Paul, Minnesota	San Jose	NHL	24	1252	1.87	12-5-2	2	39	ED/05

ACQUIRED:

ED/YR= Entry Draft/Year Drafted

FA/YR= Free Agent/Year Signed

SD/YR= Supplemental Draft/Year Drafted

TR/YR= Through Trade/Year Acquired

WA/YR=Via Waivers/Year Acquired

WD/Year=Waiver Draft/Year Acquired



DRAFT HISTORY

ENTRY DRAFTS

JUNE 27-28, 2014		PHILADELPHIA, PENNSYLVANIA — WELLS FARGO CENTER			
ROUND	OVERALL	NAME	POSITION	2013-14 CLUB (LEAGUE)	COUNTRY OF BIRTH
1 (from CHI)	27	Nikolay Goldobin	Right Wing	Sarnia (OHL)	Russia
2 (from NSH)	46	Julius Bergman	Defense	Frolunda HC J20 (SE)	Sweden
2 (from PIT)	53	Noah Rod	Right Wing	Geneve (SWISS)	Switzerland
3 (from NSH)	72	Alex Schoenborn	Right Wing	Portland (WHL)	United States
3	81	Dylan Sadowy	Left Wing	Saginaw (OHL)	Canada
4 (from NSH)	102	Alexis Vanier	Defense	Baie-Comeau (QMJHL)	Canada
5 (from NYR)	149	Rourke Chartier	Center	Kelowna (WHL)	Canada
6	171	Kevin Labanc	Right Wing	Barrie (OHL)	United States

JUNE 30, 2013		NEWARK, NEW JERSEY — PRUDENTIAL CENTER			
ROUND	OVERALL	NAME	POSITION	2012-13 CLUB (LEAGUE)	COUNTRY OF BIRTH
1 (from DET)	18	Mirco Mueller	Defense	Everett Silvertips (WHL)	Switzerland
2 (from NYR)	49	Gabryel Boudreau	Left Wing	Baie-Comeau Drakkar (QMJHL)	Canada
4 (from CHI)	117	Fredrik Bergvik	Goaltender	Frolunda HC J20 (SE)	Sweden
5	141	Michael Brodzinski	Defense	Muskegon Lumberjacks (USHL)	United States
5 (from CHI)	151	Gage Ausmus	Defense	USA U-18 (USHL)	United States
7	201	Jake Jackson	Center	Tartan Titans (MSHSL)	United States
7 (from COL)	207	Emil Galimov	Left Wing	Lokomotiv Yaroslavl (KHL)	Russia

JUNE 22-23, 2012		PITTSBURGH, PENNSYLVANIA — CONSOL ENERGY CENTER			
ROUND	OVERALL	NAME	POSITION	2011-12 CLUB (LEAGUE)	COUNTRY OF BIRTH
1	17	Tomas Hertl	Center	Slavia Praha (Czech)	Czech Republic
2	55	Chris Tierney	Center	London (OHL)	Canada
4 (from CHI)	109	Christophe Lalancette	Right Wing	Acadie-Bathurst (QMJHL)	Canada
5	138	Daniel O'Regan	Center	St. Sebastien (HS)	Germany
6	168	Clifford Watson	Defense	Sioux City (USHL)	United States
7	198	Joakim Ryan	Defense	Cornell (ECAC)	United States

JUNE 24-25, 2011		ST. PAUL, MINNESOTA — XCEL ENERGY CENTER			
ROUND	OVERALL	NAME	POSITION	2010-11 CLUB (LEAGUE)	COUNTRY OF BIRTH
2 (from FLA)	47	Matthew Nieto	Left Wing	Boston U. (HE)	United States
3	89	Justin Sefton	Defense	Sudbury (OHL)	Canada
5 (from WPG)	133	Sean Kuraly	Center	Indiana (USHL)	United States
6 (from NYR)	166	Daniil Sobchenko	Center	Yaroslavl (KHL)	Ukraine
6	179	Dylan Demelo	Defense	Mississauga (OHL)	Canada
7 (from WPG)	194	Colin Blackwell	Center	St. John's Prep (HS)	United States

JUNE 25-26, 2010		LOS ANGELES, CALIFORNIA — STAPLES CENTER			
ROUND	OVERALL	NAME	POSITION	2009-10 CLUB (LEAGUE)	COUNTRY OF BIRTH
1	28	Charlie Coyle	Center	South Shore (EJHL)	United States
3	88	Max Gaede	Right Wing	Woodbury (HS)	United States
5 (from CAR)	127	Cody Ferriero	Center	Governor's Academy (HS)	United States
5 (from MIN)	129	Freddie Hamilton	Center	Niagara (OHL)	Canada
5 (from OTT)	136	Isaac MacLeod	Defense	Pentiction (BCHL)	Canada
6 (from CGY)	163	Konrad Abeltshauser	Defense	Halifax (QMJHL)	Germany
7 (from ATL)	188	Lee Moffie	Defense	U. of Michigan (CCHA)	United States
7 (from PIT)	200	Christopher Crane	Right Wing	Green Bay (USHL)	United States



DRAFT HISTORY

JUNE 26-27, 2009

MONTREAL, QUEBEC — BELL CENTRE

ROUND	OVERALL	NAME	POSITION	2008-09 CLUB (LEAGUE)	COUNTRY OF BIRTH
2 (from BUF)	43	William Wrenn	Defense	USA U-18 (USDP)	United States
2	57	Taylor Doherty	Defense	Kingston (OHL)	Canada
5	147	Philip Varone	Center	London (OHL)	Canada
7 (from DAL)	189	Marek Viedensky	Center	Prince George (WHL)	Slovakia
7	207	Dominik Bielke	Defense	Eisbahren Berlin (DEL)	Germany

JUNE 20-21, 2008

OTTAWA, ONTARIO — SCOTIABANK PLACE

ROUND	OVERALL	NAME	POSITION	2007-08 CLUB (LEAGUE)	COUNTRY OF BIRTH
3 (from TBL)	62	Justin Daniels	Center	Kent School (HS)	United States
4 (from TBL)	92	Samuel Groulx	Defense	Montreal (QMJHL)	Canada
4 (from NSH)	106	Harri Sateri	Goaltender	Tampere (FNL)	Finland
5 (from MTL)	146	Julien Demers	Defense	Ottawa (OHL)	Canada
6	177	Tommy Wingels	Center	Miami U. (CCHA)	United States
7 (from NYI)	186	Jason Demers	Defense	Victoriaville (QMJHL)	Canada
7 (from BUF)	194	Drew Daniels	Right Wing	Kent School (HS)	United States

JUNE 22-23 2007

COLUMBUS, OHIO — NATIONWIDE ARENA

ROUND	OVERALL	NAME	POSITION	2006-07 CLUB (LEAGUE)	COUNTRY OF BIRTH
1 (from STL)	9	Logan Couture	Center	Ottawa (OHL)	Canada
1 (from WSH)	28	Nick Petrecki	Defense	Omaha (USHL)	United States
3	83	Timo Pielmeier	Goaltender	Koln-Jr. (DEL Jr.)	Germany
3 (from COL)	91	Tyson Sexsmith	Goaltender	Vancouver (WHL)	Canada
6 (from COL)	165	Patrik Zackrisson	Left Wing	Rogle (SWE-1)	Sweden
6	173	Nick Bonino	Center	Avon Old Farms (HS)	United States
7 (from PIT)	201	Justin Braun	Defense	U-Mass Amherst (HE)	United States
7	203	Frazer McLaren	Left Wing	Portland (WHL)	Canada

JUNE 24, 2006

VANCOUVER, BRITISH COLUMBIA — GENERAL MOTORS PLACE

ROUND	OVERALL	NAME	POSITION	2005-06 CLUB (LEAGUE)	COUNTRY OF BIRTH
1 (from MTL)	16	Ty Wishart	Defense	Prince George (WHL)	Canada
2 (from CBJ)	36	Jamie McGinn	Left Wing	Ottawa (OHL)	Canada
4 (from NYI)	98	James DeLory	Defense	Oshawa (OHL)	Canada
5	143	Ashton Rome	Right Wing	Kamloops/Red Deer (WHL)	Canada
7	202	John McCarthy	Left Wing	Boston University	United States
7 (from TB)	203	Jay Barriball	Left Wing	Sioux Falls (USHL)	United States

JULY 30, 2005

OTTAWA, ONTARIO — SHERATON HOTEL AND TOWERS

ROUND	OVERALL	NAME	POSITION	2004-05 CLUB (LEAGUE)	COUNTRY OF BIRTH
1 (from ATL)	8	Devin Setoguchi	Right Wing	Saskatoon (WHL)	Canada
2 (from CGY)	35	Marc-Edouard Vlasic	Defense	Quebec (QMJHL)	Canada
4	112	Alex Stalock	Goaltender	Cedar Rapids (USHL)	United States
5	140	Taylor Dakers	Goaltender	Kootenay (WHL)	Canada
5	149	Derek Joslin	Defense	Ottawa (OHL)	Canada
5 (from TB)	162	Paul (P.J.) Fenton	Forward	U-Mass Amherst (HE)	United States
6	183	William Colbert	Defense	Ottawa (OHL)	Canada
6 (from ANA)	193	Tony Lucia	Left Wing	Wayzata (USHSW)	United States

2014-15 SAN JOSE SHARKS



DRAFT HISTORY

JUNE 26-27, 2004		RALEIGH, N.C. — RBC CENTER			
ROUND	OVERALL	NAME	POSITION	2003-04 CLUB (LEAGUE)	COUNTRY OF BIRTH
1 (from DAL)	22	Lukas Kaspar	Right Wing	Litvinov (Czech)	Czech Republic
3 (from BOS)	94	Thomas Greiss	Goaltender	Kolner Haie (Germany)	Germany
4 (from BOS)	126	Torrey Mitchell	Center	Hotchkiss Prep. (USHSE)	Canada
4 (from BOS)	129	Jason Churchill	Goaltender	Halifax (QMJHL)	Canada
5 (from DAL)	153	Steven Zalewski	Center	Northwood Prep (USHSE)	United States
7 (from FLA)	201	Michael Vernace	Defenseman	Brampton (OHL)	Canada
7	225	David MacDonald	Defenseman	New England (EJHL)	United States
8 (from FLA)	234	Derek MacIntyre	Goaltender	Soo (NAHL)	United States
9 (from BOS)	288	Brian Mahoney-Wilson	Goaltender	Catholic Memorial (USHSE)	United States
9	289	Christian Jensen	Defenseman	New Jersey Jr. (Indep. Jr.)	United States

JUNE 21-22, 2003		NASHVILLE, TENN. — GAYLORD ENTERTAINMENT CENTER			
ROUND	OVERALL	NAME	POSITION	2002-03 CLUB (LEAGUE)	COUNTRY OF BIRTH
1	6	Milan Michalek	Right Wing	Budejovice (Czech)	Czech Republic
1 (from BOS)	16	Steve Bernier	Right Wing	Moncton (QMJHL)	Canada
2 (from NYR)	43	Joshua Hennessy	Center	Quebec (QMJHL)	Canada
2 (from CGY)	47	Matthew Carle	Defenseman	River City (USHL)	United States
5 (from PIT)	139	Patrick Ehelechner	Goaltender	Hannover (Germany)	Germany
7 (from FLA)	201	Jonathan Tremblay	Right Wing	Acadie-Bathurst (QMJHL)	Canada
7 (from PHI)	205	Joe Pavelski	Center	Waterloo (USHL)	United States
7	216	Kai Hospelt	Center	Kolner Haie (Germany)	German
8	236	Alexander Hult	Center	HV 71 Jonkoping (Sweden)	Sweden
9	267	Brian O'Hanley	Defenseman	BC High School (USHSE)	United States
9 (from CHI)	276	Carter Lee	Right Wing	Canterbury (USHSE)	United States

JUNE 22-23, 2002		TORONTO, ONTARIO — AIR CANADA CENTRE			
ROUND	OVERALL	NAME	POSITION	2001-02 CLUB (LEAGUE)	COUNTRY OF BIRTH
1	27	Mike Morris	Right Wing	St. Sebastian's (USHS)	United States
2 (from TB)	52	Dan Spang	Defense	Winchester (USHS)	United States
3 (from CHI)	86	Jonas Fiedler	Right Wing	Plymouth (OHL)	Czech Republic
5	139	Kris Newbury	Center	Sarnia (OHL)	Canada
5	163	Tom Walsh	Defense	Deerfield Academy (USHS)	United States
7 (from ATL)	217	Tim Conboy	Defense	Topeka (USHL)	United States
9	288	Michael Hutchins	Defense	Des Moines (USHL)	United States

JUNE 23-24, 2001		SUNRISE, FLA. — NATIONAL CAR RENTAL CENTER			
ROUND	OVERALL	NAME	POSITION	2000-01 CLUB (LEAGUE)	COUNTRY OF BIRTH
1	20	Marcel Goc	Center	Schwennigen (German)	Germany
4 (from CHI)	106	Christian Ehrhoff	Defense	Krefeld (German)	Germany
4 (from NYR)	107	Dimitri Patzold	Goaltender	Erding (German)	Kazakhstan
5 (from BUF)	140	Tomas Pihlaj	Center	Liberec Jr. (Czech Jr.)	Czech Republic
6 (comp. Norton)	175	Ryane Clowe	Right Wing	Rimouski (QMJHL)	Canada
6 (from VAN)	182	Tom Cavanagh	Left Wing	Phillips-Exeter HS	United States

JUNE 24-25, 2000		CALGARY, ALBERTA — THE SADDLEDOME			
ROUND	OVERALL	NAME	POSITION	1999-00 CLUB (LEAGUE)	COUNTRY OF BIRTH
2 (from CHI)	41	Tero Määttä	Defense	Jokerit Jr. (Finland)	Finland
4 (from NYR)	104	Jon DiSalvatore	Right Wing	Providence College (HE)	United States
5 (from CHI)	142	Michal Pinc	Left Wing	Rouyn Noranda (QMJHL)	Czech Republic
5 (from DET)	166	Nolan Schaefer	Goaltender	Providence College (HE)	Canada
6	183	Michal Macho	Center	Martin (Slovakia Jr.)	Slovakia
8	246	Chad Wiseman	Left Wing	Mississauga (OHL)	Canada
8 (from WSH)	256	Pasi Saarinen	Defense	Ilves (Finland)	Finland



DRAFT HISTORY



2014-15 SAN JOSE SHARKS

JUNE 26, 1999 BOSTON, MASS. — THE FLEET CENTER					
ROUND	OVERALL	NAME	POSITION	1998-99 CLUB (LEAGUE)	COUNTRY OF BIRTH
1	14	Jeff Jillson	Defense	Univ. of Michigan (CCHA)	United States
3	82	Marc Concannon	Left Wing	Winchedon High School	United States
4	111	Willie Levesque	Right Wing	Northeastern University (HE)	United States
5 (from NJ)	155	Niko Dimitrakos	Right Wing	University of Maine (HE)	United States
8	229	Eric Betournay	Center	Acadie-Bathurst (QMJHL)	Canada
8 (from OTT)	241	Doug Murray	Defense	Applecore (EJHL)	Sweden
9	257	Hannes Hyvonen	Right Wing	Espoo (Finland)	Finland

JUNE 27, 1998 BUFFALO, N.Y. — MARINE MIDLAND ARENA					
ROUND	OVERALL	NAME	POSITION	1997-98 CLUB (LEAGUE)	COUNTRY OF BIRTH
1 (from NSH)	3	Brad Stuart	Defense	Regina (WHL)	Canada
2 (from NSH)	29	Jonathan Cheechoo	Right Wing	Belleville (OHL)	Canada
3 (comp. Belfour)	65	Eric LaPlante	Left Wing	Halifax (QMJHL)	Canada
4	98	Rob Davison	Defense	North Bay (OHL)	Canada
4 (from BUF)	104	Miroslav Zalesak	Right Wing	HC Nitra (Slovakia)	Slovakia
5	127	Brandon Coalter	Left Wing	Oshawa (OHL)	Canada
5 (from DAL)	145	Mikael Samuelsson	Right Wing	Sodertalje (Sweden)	Sweden
7	185	Robert Mulick	Defense	Sault Ste. Marie (OHL)	Canada
8	212	Jim Fahey	Defense	Catholic Memorial (USHSE)	United States

JUNE 21, 1997 PITTSBURGH, PA. — PITTSBURGH CIVIC ARENA					
ROUND	OVERALL	NAME	POSITION	1996-97 CLUB (LEAGUE)	COUNTRY OF BIRTH
1	2	Patrick Marleau	Center	Seattle (WHL)	Canada
1 (from CAR)	23	Scott Hannan	Defense	Kelowna (WHL)	Canada
4 (from SJ-NYR)	82	Adam Colagiaco	Right Wing	London/Oshawa (OHL)	Canada
5 (from BOS)	107	Adam Nittel	Right Wing	Erie (OHL)	Canada
7	163	Joe Dusbabek	Right Wing	Notre Dame (CCHA)	United States
8	192	Cam Severson	Left Wing	Lethbridge/Prince Albert (WHL)	Canada
9	219	Mark Smith	Center	Lethbridge (WHL)	Canada



DRAFT HISTORY

JUNE 22, 1996		ST. LOUIS, MO. — KIEL CENTER			
ROUND	OVERALL	NAME	POSITION	1995-96 CLUB (LEAGUE)	COUNTRY OF BIRTH
1	2	Andrei Zyuzin	Defense	Salavat Yulayev (Russia)	Russia
1 (from CHI)	21	Marco Sturm	Center/LW	Landshut (Germany)	Germany
3	55	Terry Friesen	Goaltender	Swift Current (WHL)	Canada
4	102	Matt Bradley	Right Wing	Kingston (OHL)	Canada
6	137	Michel Larocque	Goaltender	Boston University (HE)	Canada
7	164	Jake Deadmarsh	Defense	Kamloops (WHL)	Canada
8	191	Cory Cyrenne	Center	Brandon (WHL)	Canada
9	217	David Thibault	Left Wing	Drummondville (QMJHL)	Canada

JULY 8, 1995		EDMONTON, ALBERTA — EDMONTON COLISEUM			
ROUND	OVERALL	NAME	POSITION	1994-95 CLUB (LEAGUE)	COUNTRY OF BIRTH
1	12	Teemu Riihijarvi	Right Wing	Kiekko-Espoo Jrs. (Finland)	Finland
2	38	Peter Roed	Center	White Bear Lake (HS)	United States
3	64	Marko Makinen	Right Wing	TPS Jrs. (Finland)	Finland
4	90	Vesa Toskala	Goaltender	Ilves Jrs. (Finland)	Finland
5	116	Miikka Kiprusoff	Goaltender	TPS Jrs. (Finland)	Finland
5 (from DET)	130	Michal Bros	Center	Olomouc Jrs. (Czech)	Czech Republic
6 (from FLA)	140	Timo Hakanen	Center	Assat Jrs. (Finland)	Finland
6	142	Jaroslav Kudrna	Left Wing	Penticton (BCJHL)	Czech Republic
7 (from DAL)	167	Brad Mehalko	Right Wing	Lethbridge (WHL)	Canada
7	168	Robert Jindrich	Defense	Plezn (Czech)	Czech Republic
8	194	Ryan Kraft	Center	Minnesota (WCHA)	United States
9	220	Mikko Markkanen	Right Wing	TPS Jrs. (Finland)	Finland

JUNE 28-29, 1994		HARTFORD, CONN. — HARTFORD CIVIC CENTER			
ROUND	OVERALL	NAME	POSITION	1993-94 CLUB (LEAGUE)	COUNTRY OF BIRTH
1	11	Jeff Friesen	Left Wing	Regina (WHL)	Canada
2	37	Angel Nikolov	Defense	Litvinov (Czech)	Czech Republic
3	66	Alexei Yegorov	Center	SKA St. Petersburg (CIS)	Russia
4	89	Vaclav Varada	Left Wing	Vitkovice (Czech)	Czech Republic
5	115	Brian Swanson	Center	Omaha (USHL)	United States
6	141	Alexander Korolyuk	Center	Soviet Wings (CIS)	Russia
7	167	Sergei Gorbachev	Right Wing	Dynamo Moscow (CIS)	Russia
8	193	Eric Landry	Right Wing	Guelph (OHL)	Canada
9	219	Evgeni Nabokov	Goaltender	Torpedo UST-Kamenogorsk (CIS)	Kazakhstan
10	240	Tomas Pisa	Left Wing	Pardubice Jrs. (Czech)	Czech Republic
10	245	Aniket Dhadphale	Left Wing	Marquette Electricians (AAA)	United States
11	271	David Beauregard	Left Wing	St. Hyacinthe (QMJHL)	Canada

JUNE 26, 1993		QUEBEC CITY, QUEBEC — LE COLISÉE			
ROUND	OVERALL	NAME	POSITION	1992-93 CLUB (LEAGUE)	COUNTRY OF BIRTH
1	6	Viktor Kozlov	Left Wing	Dynamo Moscow (CIS)	Russia
2	28	Shean Donovan	Right Wing	Ottawa (OHL)	Canada
2 (from HFD)	45	Vlastimil Kroupa	Defense	Litvinov (Czech)	Czech Republic
3	58	Ville Peltonen	Left Wing	IFK Helsinki (Finland)	Finland
4	80	Alexander Osadchy	Defense	CSKA Moscow (CIS)	Ukraine
5	106	Andrei Buschan	Defense	Sokol Kiev (CIS)	Ukraine
6	132	Petri Varis	Center	Ässät Pori (Finland)	Finland
6	154	Fredrik Oduya	Defense	Ottawa (OHL)	Sweden
7	158	Anatoli Filatov	Right Wing	Torpedo UST-Kamenogorsk (CIS)	Kazakhstan
8	184	Todd Holt	Right Wing	Swift Current (WHL)	Canada
9	210	Jonas Forsberg	Goaltender	Djurgarden Jrs. (Sweden)	Sweden
10	236	Jeff Salajko	Goaltender	Ottawa (OHL)	Canada
11	262	Jamie Matthews	Center	Sudbury (OHL)	Canada



DRAFT HISTORY

JUNE 20, 1992 MONTREAL, QUEBEC — MONTREAL FORUM					
ROUND	OVERALL	NAME	POSITION	1991-92 CLUB (LEAGUE)	COUNTRY OF BIRTH
1	3	Mike Rathje	Defense	Medicine Hat (WHL)	Canada
1 (from MIN)	10	Andrei Nazarov	Left Wing	Dynamo Moscow (CIS)	Russia
3	51	Alexander Cherbayev	Left Wing	Khimik Voskresensk (CIS)	Russia
4	75	Jan Caloun	Right Wing	Litvinov (Czech)	Czech Republic
5	99	Marcus Ragnarsson	Defense	Djurgarden (Sweden)	Sweden
6	123	Michal Sykora	Defense	Tacoma (WHL)	Czech Republic
7	147	Eric Bellerose	Right Wing	Trois-Riviers (QMJHL)	Canada
8	171	Ryan Smith	Defense	Brandon (WHL)	Canada
9	195	Chris Burns	Goaltender	Thunder Bay (USHL)	Canada
10	219	Alexandr Kholomeyev	Left Wing	Izhorets (CIS)	Russia
11	243	Victor Ignatjev	Defense	Riga Hockey Club (CIS)	Latvia

JUNE 22, 1991 BUFFALO, N.Y. — MEMORIAL AUDITORIUM					
ROUND	OVERALL	NAME	POSITION	1990-91 CLUB (LEAGUE)	COUNTRY OF BIRTH
1	2	Pat Falloon	Right Wing	Spokane (WHL)	Canada
2	23	Ray Whitney	Center	Spokane (WHL)	Canada
2 (from MIN)	30	Sandis Ozolinsh	Defense	Dynamo Riga (Soviet Elite)	Latvia
3	45	Dody Wood	Center	Seattle (WHL)	Canada
4	67	Kerry Toporowski	Defense	Spokane (WHL)	Canada
5	89	Dan Ryder	Goaltender	Sudbury (OHL)	Canada
6	111	Fredrick Nilsson	Center	Vasteras (Sweden)	Sweden
7	133	Jaroslav Otevrel	Left Wing	Zlin (Czech)	Czech Republic
8	155	Dean Grillo	Right Wing	Warroad, Minn. (H.S.)	United States
9	177	Corwin Saudiff	Goaltender	Waterloo (USHL)	United States
10	199	Dale Craigwell	Center	Oshawa (OHL)	Canada
11	221	Aaron Kriss	Defense	Cranbrook, Mich. (H.S.)	United States
12	243	Mikhail Kravets	Right Wing	SKA Leningrad (Soviet Elite)	Russia

OTHER DRAFTS

SUPPLEMENTAL DRAFTS

JUNE 25, 1993				1992-93 CLUB (LEAGUE)
	NAME	POSITION		
	Dean Sylvester	Right Wing		Kent State University (CCHA)

JUNE 19, 1992				1991-92 CLUB (LEAGUE)
	NAME	POSITION		
	Brian Konowalchuk	Center		U. of Denver (WCHA)

JUNE 21, 1991				1990-91 CLUB (LEAGUE)
	NAME	POSITION		
	Jeff McLean	Center		North Dakota (WCHA)
	Mark Beaufait	Center		N. Michigan (WCHA)

WAIVER DRAFTS

SEPTEMBER 30, 1996					
	ROUND	NAME	POSITION		CLAIMED FROM
	1	Rob DiMaio	Center/Right Wing		Philadelphia

OCTOBER 4, 1992					
	ROUND	NAME	POSITION		CLAIMED FROM
	1	Yvon Corriveau	Left Wing		Hartford
	2	Igor Larionov	Center		Vancouver

PLAYERS LOST IN WAIVER DRAFTS

NAME	POSITION	CLAIMED BY	DATE
Rob Gaudreau	RW	Ottawa	Jan. 18, 1995





OTHER DRAFTS

DISPERSAL DRAFT — MAY 30, 1991

NAME	POSITION	1990-91 CLUB (LEAGUE)
Shane Churla	Right Wing	Minnesota (NHL)
Brian Hayward	Goaltender	Minnesota (NHL)
Neil Wilkinson	Defense	Minnesota (NHL)
Rob Zettler	Defense	Minnesota (NHL)
Ed Courtenay	Right Wing	Kalamazoo (IHL)
Kevin Evans	Left Wing	Kalamazoo (IHL)
Link Gaetz	Defense	Kalamazoo (IHL)
Dan Kecmer	Defense	Kalamazoo (IHL)
Dean Kolstad	Defense	Kalamazoo (IHL)
Peter Lappin	Right Wing	Kalamazoo (IHL)
Pat MacLeod	Defense	Kalamazoo (IHL)
Mike McHugh	Left Wing	Kalamazoo (IHL)
Jarmo Myllys	Goaltender	Kalamazoo (IHL)
J.F. Quintin	Left Wing	Kalamazoo (IHL)
Scott Cashman	Goaltender	Boston University (Hockey East)
Murray Garbutt	Center	Spokane (WHL)
Rob Gaudreau	Right Wing	Providence College (Hockey East)
Arturs Irbe	Goaltender	Dynamo Riga (Soviet Elite)
Shaun Kane	Defense	Providence College (Hockey East)
Larry Olimb	Center	U. of Minnesota (WCHA)
Tom Pederson	Defense	U. of Minnesota (WCHA)
Bryan Schoen	Goaltender	U. of Denver (WCHA)
John Weisbrod	Center	Harvard (ECAC)
Doug Zmolek	Defense	U. of Minnesota (WCHA)

San Jose also obtained Minnesota's second round selection (30th overall) in 1991 Entry Draft and Minnesota's first round selection (10th overall) in 1992 Entry Draft.

EXPANSION DRAFT — MAY 30, 1991

NAME	POSITION	SELECTED FROM
Jeff Hackett	Goaltender	N.Y. Islanders
Jayson More	Defenseman	Montreal
Rick Lessard	Defenseman	Calgary
Bob McGill	Defenseman	Chicago
Tim Kerr	Right Wing	Philadelphia
Jeff Madill	Right Wing	New Jersey
David Bruce	Left Wing	St. Louis
Greg Paslawski	Right Wing	Buffalo
Bengt Gustafsson	Center	Detroit
Craig Cox	Left Wing	Vancouver





2013-14 SEASON IN REVIEW



2013-14 FINAL NHL STANDINGS

WESTERN CONFERENCE

CENTRAL	RANK	GP	W	L	OT	GF	GA	PTS
COLORADO	2	82	52	22	8	250	220	112
ST. LOUIS	3	82	52	23	7	248	191	111
CHICAGO	5	82	46	21	15	267	220	107
MINNESOTA	7	82	43	27	12	207	206	98
DALLAS	8	82	40	31	11	235	228	91
NASHVILLE	10	82	38	32	12	216	242	88
WINNIPEG	11	82	37	35	10	227	237	84

PACIFIC	RANK	GP	W	L	OT	GF	GA	PTS
ANAHEIM	1	82	54	20	8	266	209	116
SAN JOSE	4	82	51	22	9	249	200	111
LOS ANGELES	6	82	46	28	8	206	174	100
PHOENIX	9	82	37	30	15	216	231	89
VANCOUVER	12	82	36	35	11	196	223	83
CALGARY	13	82	35	40	7	209	241	77
EDMONTON	14	82	29	44	9	203	270	67



2013-14 FINAL NHL STANDINGS

EASTERN CONFERENCE

ATLANTIC	RANK	GP	W	L	OT	GF	GA	PTS
BOSTON	1	82	54	19	9	261	177	117
TAMPA BAY	3	82	46	27	9	240	215	101
MONTREAL	4	82	46	28	8	215	204	100
DETROIT	8	82	39	28	15	222	230	93
OTTAWA	11	82	37	31	14	236	265	88
TORONTO	12	82	38	36	8	231	256	84
FLORIDA	15	82	29	45	8	196	268	66
BUFFALO	16	82	21	51	10	157	248	52

METROPOLITAN	RANK	GP	W	L	OT	GF	GA	PTS
PITTSBURGH	2	82	51	24	7	249	207	109
NY RANGERS	5	82	45	31	6	218	193	96
PHILADELPHIA	6	82	42	30	10	236	235	94
COLUMBUS	7	82	43	32	7	231	216	93
WASHINGTON	9	82	38	30	14	235	240	90
NEW JERSEY	10	82	35	29	18	197	208	88
CAROLINA	13	82	36	35	11	207	230	83
NY ISLANDERS	14	82	34	37	11	225	267	79



2013-14 FINAL STANDINGS

BY CONFERENCE

WESTERN	RANK	GP	W	L	OT	GF	GA	PTS
ANAHEIM	1	82	54	20	8	266	209	116
COLORADO	2	82	52	22	8	250	220	112
ST. LOUIS	3	82	52	23	7	248	191	111
SAN JOSE	4	82	51	22	9	249	200	111
CHICAGO	5	82	46	21	15	267	220	107
LOS ANGELES	6	82	46	28	8	206	174	100
MINNESOTA	7	82	43	27	12	207	206	98
DALLAS	8	82	40	31	11	235	228	91
PHOENIX	9	82	37	30	15	216	231	89
NASHVILLE	10	82	38	32	12	216	242	88
WINNIPEG	11	82	37	35	10	227	237	84
VANCOUVER	12	82	36	35	11	196	223	83
CALGARY	13	82	35	40	7	209	241	77
EDMONTON	14	82	29	44	9	203	270	67
EASTERN	RANK	GP	W	L	OT	GF	GA	PTS
BOSTON	1	82	54	19	9	261	177	117
PITTSBURGH	2	82	51	24	7	249	207	109
TAMPA BAY	3	82	46	27	9	240	215	101
MONTREAL	4	82	46	28	8	215	204	100
NY RANGERS	5	82	45	31	6	218	193	96
PHILADELPHIA	6	82	42	30	10	236	235	94
COLUMBUS	7	82	43	32	7	231	216	93
DETROIT	8	82	39	28	15	222	230	93
WASHINGTON	9	82	38	30	14	235	240	90
NEW JERSEY	10	82	35	29	18	197	208	88
OTTAWA	11	82	37	31	14	236	265	88
TORONTO	12	82	38	36	8	231	256	84
CAROLINA	13	82	36	35	11	207	230	83
NY ISLANDERS	14	82	34	37	11	225	267	79
FLORIDA	15	82	29	45	8	196	268	66
BUFFALO	16	82	21	51	10	157	248	52

BOLD denotes playoff team



2013-14 SAN JOSE SHARKS STATISTICS

POS	NO.	NAME	GP	TOI	G	A	PTS	+/-	PIM	PP	SH	GWG	S	S%	
C	8	JOE PAVELSKI	82	19:51	41	38	79	23	32	16	1	3	225	18	
C	19	JOE THORNTON	82	18:55	11	65	76	20	32	2	0	3	122	9	
C	12	PATRICK MARLEAU	82	20:31	33	37	70	0	18	11	2	4	285	12	
C	39	LOGAN COUTURE	65	18:56	23	31	54	21	20	4	2	6	233	9.9	
R	88	BRENT BURNS	69	16:48	22	26	48	26	34	2	0	3	245	9	
C	57	TOMMY WINGELS	77	16:06	16	22	38	11	35	0	2	7	163	9.8	
D	22	DAN BOYLE	75	21:16	12	24	36	-8	32	6	0	1	154	7.8	
D	5	JASON DEMERS	75	19:29	5	29	34	14	30	1	0	0	105	4.8	
C	48	TOMAS HERTL	37	15:19	15	10	25	11	4	3	0	3	98	15	
L	83	MATTHEW NIETO	66	14:04	10	14	24	-4	16	1	0	2	124	8.1	
D	44	MARC-EDOUARD VLASIC	81	20:42	5	19	24	31	38	0	1	0	138	3.6	
R	9	MARTY HAVLAT	48	14:43	12	10	22	14	10	1	0	2	72	17	
C	15	JAMES SHEPPARD	67	12:10	4	16	20	3	35	0	0	0	84	4.8	
D	52	MATT IRWIN	62	18:48	2	17	19	5	35	1	0	0	147	1.4	
C	81	TYLER KENNEDY	67	12:43	4	13	17	-10	34	0	0	1	143	2.8	
D	61	JUSTIN BRAUN	82	20:59	4	13	17	19	20	1	0	1	121	3.3	
C	10	ANDREW DESJARDINS	81	11:08	3	14	17	-8	86	0	0	1	95	3.2	
D	27	SCOTT HANNAN	56	17:46	3	9	12	1	55	0	0	0	52	5.8	
D	7	BRAD STUART	61	19:09	3	8	11	4	35	0	0	3	64	4.7	
L	13	RAFFI TORRES	5	10:21	3	2	5	4	7	0	0	0	9	33	
C	38	BRACKEN KEARNS	25	13:11	3	2	5	-2	6	1	0	0	37	8.1	
R	18	MIKE BROWN	(TOTAL)	56	7:09	2	3	5	-9	94	0	0	0	45	4.4
		SJS	48	7:22	2	3	5	-10	75	0	0	0	44	4.5	
		EDM	8	5:49	0	0	0	1	19	0	0	0	1	0	
L	43	JOHN MCCARTHY	36	11:03	1	1	2	-11	4	0	0	0	49	2	
G	31	ANTTI NIEMI	64	10:26	0	2	2	0	0	0	0	0	0	0	
R	42	MATT PELECH	6	3:55	1	0	1	1	22	0	0	1	3	33	
R	76	ERIAH HAYES	15	7:50	1	0	1	-2	2	0	0	0	17	5.9	
C	75	FREDDIE HAMILTON	11	10:19	0	0	0	-5	2	0	0	0	13	0	
R	37	ADAM BURISH	15	9:37	0	0	0	-4	6	0	0	0	9	0	
G	32	ALEX STALOCK	24	4:09	0	0	0	0	2	0	0	0	0	0	

GOALTENDER	GPI	MINS	GAA	W	L	O/T	EN	SO	GA	SA	SPCT.	G	A	PIM
ALEX STALOCK	24	1252	1.87	12	5	2	3	2	39	571	0.932	0	0	2
ANTTI NIEMI	64	3740	2.39	39	17	7	2	4	149	1705	0.913	0	2	0
SJS TOTALS	82	5021	2.31	51	22	9	5	6	193	2281	0.915	0	2	2



2013-14 SEASON IN REVIEW



2013-14 STATISTICAL BREAKDOWN

Overall record:	51-22-9	Trailing after 2 periods	4-17-1
Home record:	29-7-5	Tied after 2 periods	10-3-6
Road record:	22-15-4	OT Record:	14-9
Last 5 Games:	3-2-0	Shootout Record:	10-7
Last 10 Games:	5-4-1	Outshooting opponent:	35-13-7
1-Goal Games:	26-9-9	Outshot by opponent:	14-7-2
2-Goal Games	8-4-0	Even shots:	2-2-0
3-Goal Games	17-9-0	vs. WESTERN CONFERENCE:	30-15-5
Scoring first	36-5-6	vs. Central:	12-8-2
Opponent scoring first	15-17-3	vs. Pacific:	18-7-3
Leading after 1 period	27-3-6	vs. EASTERN CONFERENCE:	21-7-4
Trailing after 1 period	13-9-1	vs. Atlantic:	11-4-1
Tied after 1 period	11-10-2	vs. Metropolitan:	10-3-3
Leading after 2 periods	37-2-2		

GOALS BY PERIOD	1	2	3	OT	T	AVG
San Jose Sharks:	83	81	71	4	239	(2.9 avg.) (6 th NHL)
Opponents:	47	75	69	2	193	(2.4 avg.) (5 th NHL)

SHOTS BY PERIOD	1	2	3	OT	T	AVG
San Jose Sharks:	947	973	872	59	2851	(34.8 avg.) (1 st NHL)
Opponents:	735	804	682	60	2281	(27.8 avg.) (6 th NHL)

POWER PLAY	G/ATT	%
Overall:	50/291	17.2 (T-19 th NHL)
Home:	26/162	16.0 (21 st NHL)
Road:	24/129	18.6 (11 th NHL)
6 SHORTHANDED GOALS ALLOWED		(T-9 th NHL)

PENALTY KILLING	G/ATT	%
Overall:	33/219	84.9 (T-6 th NHL)
Home:	16/122	86.9 (3 rd NHL)
Road:	17/97	82.5 (15 th NHL)
8 SHORTHANDED GOALS SCORED		(T-10 th NHL)

PENALTIES	GP	MIN	AVG.	RANK
Sharks	82	737	9.0	(5 TH NHL)

MONTH BY MONTH RECORD			SITUATIONAL GOALS FOR AND AGAINST		
	W-L-OT	POINTS	FOR	AGAINST	
October:	10-1-2	22	5 on 5:	169	145
November:	8-2-3	19	5 on 4:	47	5
December:	7-6-1	15	5 on 3:	2	0
January:	9-6-0	18	4 on 4:	5	4
February:	4-2-0	8	4 on 3:	1	0
March:	9-3-3	21	3 on 3:	0	0
April:	4-2-0	8	3 on 4:	0	1
Totals:	51-22-9	111	3 on 5:	0	1
			4 on 5:	8	31
			Empty Net:	7	5
			Penalty Shots:	0	1
			Total:	239	193



SHARKS 2013-14 HOME/ROAD SCORING

PLAYER	HOME					ROAD					TOTAL				
	GP	G	A	P	+/-	GP	G	A	P	+/-	GP	G	A	P	+/-
Joe Pavelski	41	19	24	43	20	41	22	14	36	3	82	41	38	79	23
Joe Thornton	41	7	35	42	18	41	4	30	34	2	82	11	65	76	20
Patrick Marleau	41	15	13	28	2	41	18	24	42	-2	82	33	37	70	0
Logan Couture	31	9	18	27	12	34	14	13	27	9	65	23	31	54	21
Brent Burns	38	18	15	33	23	31	4	11	15	3	69	22	26	48	26
Tommy Wingels	40	12	12	24	14	37	4	10	14	-3	77	16	22	38	11
Dan Boyle	40	6	9	15	3	35	6	15	21	-11	75	12	24	36	-8
Jason Demers	36	2	12	14	13	39	3	17	20	1	75	5	29	34	14
Tomas Hertl	16	10	6	16	9	21	5	4	9	2	37	15	10	25	11
Matt Nieto	34	4	8	12		32	6	6	12	-3	66	10	14	24	-4
Marc-Edouard Vlasic	40	2	11	13	15	41	3	8	11	16	81	5	19	24	31
Marty Havlat	25	9	7	16	10	23	3	3	6	4	48	12	10	22	14
James Sheppard	30	1	9	10	2	37	3	7	10	1	67	4	16	20	3
Matt Irwin	31	1	10	11	10	31	1	7	8	-5	62	2	17	19	5
Justin Braun	41	3	8	11	14	41	1	5	6	5	82	4	13	17	19
Andrew Desjardins	40	2	9	11	-3	41	1	5	6	-5	81	3	14	17	-8
Tyler Kennedy	33	2	6	8		34	2	7	9	-9	67	4	13	17	-10
Scott Hannan	28	2	7	9	9	28	1	2	3	-8	56	3	9	12	1
Brad Stuart	30	1	5	6	9	31	2	3	5	-5	61	3	8	11	4
Mike Brown*	27	1	2	3	-3	21	1	1	2	-7	48	2	3	5	-10
Bracken Kearns	13	2	2	4	1	12	1	0	1	-3	25	3	2	5	-2
Raffi Torres	3	0	2	2	2	2	3	0	3	2	5	3	2	5	4
John McCarthy	16	1	1	2	-5	20	0	0	0	-6	36	1	1	2	-11
Eriah Hayes	8	0	0	0		7	1	0	1		15	1	0	1	-2
Matt Pelech	4	0	0	0	0	2	1	0	1	1	6	1	0	1	1
Adam Burish	8	0	0	0		7	0	0	0	-3	15	0	0	0	-4
Freddie Hamilton	3	0	0	0	0	8	0	0	0	-5	11	0	0	0	-5

* with SJ only

2013-14 SHARKS SPECIAL TEAMS SCORING

POWER PLAY	G	A	P
Joe Pavelski	16	15	31
Patrick Marleau	11	12	23
Joe Thornton	2	17	19
Dan Boyle	6	12	18
Logan Couture	4	9	13
Brent Burns	2	9	11
Jason Demers	1	8	9
Matt Irwin	1	5	6
Tommy Wingels	0	5	5
Tomas Hertl	3	0	3
Marty Havlat	1	1	2
Justin Braun	1	0	1
Bracken Kearns	1	0	1
James Sheppard	0	1	1
Marc-Edouard Vlasic	0	1	1
Tyler Kennedy	0	1	1

SHORTHANDED	G	A	P
Logan Couture	2	2	4
Tommy Wingels	2	1	3
Patrick Marleau	2	0	2
Joe Pavelski	1	1	2
Marc-Edouard Vlasic	1	1	2
Joe Thornton	0	1	1
Scott Hannan	0	1	1
Jason Demers	0	1	1



2013-14 GAME-BY-GAME RESULTS

NO	DATE	TEAM	W/L/OT	SCORE	RECORD	SJ GOALS	PP	PK	SF-SA	SJ GOALIE	ATT.
1	10/3	Vancouver	W	4-1	1-0-0	88, 61, 12, 57	0-7	5-6	35-22	31	17,562
2	10/5	Phoenix	W	4-1	2-0-0	48 (2), 12, 39^	2-4	1-1	51-23	31	17,562
3	10/8	NY Rangers	W	9-2	3-0-0	48 (4), 22, 39, 44, 61, 83	2-3	2-3	47-20	31	17,562
4	10/10	@ Vancouver	W	4-1	4-0-0	44, 42, 12, 88^	0-3	1-1	29-26	31	18,910
5	10/12	Ottawa	W	3-2	5-0-0	48, 12, 88	1-5	2-3	50-23	31	17,562
6	10/15	@ St. Louis	W	6-2	6-0-0	39, 8, 57, 27, 19, 12	3-7	4-4	39-27	31	14,503
7	10/17	@ Dallas	SOL	3-4	6-0-1	81, 83, 12	0-5	3-3	35-31	31	14,898
8	10/19	Calgary	W	6-3	7-0-1	88, 27, 12, 8 (2), 39^	3-9	1-6	36-19	31	17,562
9	10/21	@ Detroit	SO W	1-0	8-0-1	39!	0-3	0-2	27-24	31	20,066
10	10/24	@ Boston	L	1-2	8-1-1	12	0-1	0-1	39-17	31	17,565
11	10/26	@ Montreal	W	2-0	9-1-1	39 (2)	1-4	0-1	37-22	31	21,273
12	10/27	@ Ottawa	W	5-2	10-1-1	48, 10, 57, 15, 8	0-3	0-3	29-40	32	17,145
13	10/30	@ Los Angeles	L*	3-4	10-1-2	44, 8, 39	1-4	4-6	20-23	31	18,118
14	11/2	Phoenix	L SO	2-3	10-1-3	8, 22	1-6	4-4	50-30	31	17,562
15	11/5	Buffalo	L SO	4-5	10-1-4	9, 81, 48, 57	0-4	2-3	51-36	31	17,562
16	11/7	Vancouver	L	2-4	10-2-4	19, 18	0-3	3-3	24-34	31/32	17,562
17	11/10	@ Winnipeg	L SO	4-5	10-2-5	22 (2), 48, 57	2-6	2-2	34-46	31	15,004
18	11/12	@ Calgary	W*	3-2	11-2-5	39, 12, 7	1-2	1-2	35-13	32	19,289
19	11/14	@ Vancouver	W*	2-1	12-2-5	48, 22	1-4	1-2	30-35	31	18,910
20	11/15	@ Edmonton	W	3-1	13-2-5	8, 48, 12	1-6	2-3	37-31	32	16,839
21	11/17	@ Chicago	L	1-5	13-3-5	8	0-2	1-1	24-27	31	21,434
22	11/21	Tampa Bay	W	5-1	14-3-5	57 (2), 7, 88, 12	0-2	1-1	36-37	31	17,562
23	11/23	New Jersey	W	2-1	15-3-5	27, 81	0-3	0-1	30-19	31	17,562
24	11/27	Los Angeles	W SO	3-2	16-3-5	8, 19, 19!	0-3	4-4	40-40	31	17,562
25	11/29	St. Louis	W	6-3	17-3-5	88 (3), 19, 57, 48^	2-7	6-7	32-24	31	17,562
26	11/30	Anaheim	W SO	4-3	18-3-5	39, 12^, 9, 8!	0-5	3-3	35-31	31	17,562
27	12/3	@ Toronto	W	4-2	19-3-5	18, 19, 7, 39^	1-4	1-3	41-30	31	19,360
28	12/5	@ Pittsburgh	L	1-5	19-4-5	48	0-3	1-2	45-30	31/32	18,522
29	12/6	@ Carolina	L	3-5	19-5-5	57, 44, 61	0-2	1-1	25-35	32	14,553
30	12/8	@ Minnesota	L	1-3	19-6-5	12	0-4	2-2	38-13	31	18,411
31	12/10	NY Islanders	L SO	2-3	19-6-6	12, 8	1-4	1-1	48-28	31	17,562
32	12/12	Minnesota	W	3-1	20-6-6	8 (2), 48	3-7	3-3	39-30	31	17,562
33	12/14	@ Nashville	L	2-3	20-7-6	22, 12	0-2	1-2	38-23	31	16,243
34	12/17	@ St. Louis	W	4-2	21-7-6	8, 52, 88, 9	0-3	3-3	27-22	31	16,323
35	12/19	@ Los Angeles	L	1-4	21-8-6	12	0-4	1-1	32-32	31	18,118
36	12/21	Dallas	W SO	3-2	22-8-6	5, 8, 19!	0-3	2-2	39-46	32	17,562
37	12/23	Colorado	W SO	5-4	23-8-6	5, 88, 52, 8, 39!	2-4	2-3	45-33	31	17,562
38	12/27	@ Phoenix	W SO	4-3	24-8-6	8, 12, 88, 12!	1-3	1-2	32-37	31	17,125
39	12/29	Anaheim	W	3-1	25-8-6	88, 39, 38	0-2	1-1	23-31	31	17,562
40	12/31	@ Anaheim	L	3-6	25-9-6	22, 39, 38	2-5	2-3	36-38	31	17,424
41	1/2	Edmonton	W	5-1	26-9-6	88, 12, 38, 39, 8	0-3	3-3	36-24	31	17,562
42	1/4	@ Colorado	L	3-4	26-10-6	8, 12, 39	1-3	3-4	33-21	31/32	17,154
43	1/5	@ Chicago	W SO	3-2	27-10-6	5, 88, 39!	0-1	0-0	42-35	32	21,599
44	1/7	@ Nashville	L	2-3	27-11-6	8, 12	1-4	1-1	28-28	31	15,016
45	1/9	Detroit	W	4-1	28-11-6	8 (2), 10, 22	1-4	0-4	26-25	31	17,562
46	1/11	Boston	L	0-1	28-12-6	None	0-1	0-3	26-22	31	17,562
47	1/14	@ Washington	W SO	2-1	29-12-6	81, 12!	0-1	0-1	29-36	31	18,506
48	1/16	@ Florida	W	3-0	30-12-6	19, 83, 8	0-4	0-3	39-24	32	13,149
49	1/18	@ Tampa Bay	W	5-4	31-12-6	8 (3), 83, 12	1-2	2-4	32-29	31	19,204
50	1/20	Calgary	W	3-2	32-12-6	8 (2), 57	1-1	0-0	27-23	31	17,562
51	1/23	Winnipeg	W	1-0	33-12-6	8	0-3	3-3	32-20	32	17,562
52	1/25	Minnesota	W*	3-2	34-12-6	19 (2), 12	0-2	2-2	32-22	31	17,562
53	1/27	Los Angeles	L	0-1	34-13-6	None	0-3	5-5	23-21	32	17,562
54	1/29	@ Edmonton	L	0-3	34-14-6	None	0-3	1-2	59-27	31	16,839

Home games in **bold**.



2013-14 GAME-BY-GAME RESULTS

NO	DATE	TEAM	W/L/OT	SCORE	RECORD	SJ GOALS	PP	PK	SF-SA	SJ GOALIE	ATT.
55	1/30	@ Calgary	L	1-4	34-15-6	76	0-1	2-2	28-30	32	19,289
56	2/1	Chicago	W SO	2-1	35-15-6	8*, 12!	0-4	3-4	39-30	31	17,562
57	2/3	Philadelphia	L	2-5	35-16-6	83 (2)	1-5	1-2	22-28	31	17,562
58	2/5	Dallas	W*	2-1	36-16-6	9, 57	0-3	0-1	21-20	32	17,562
59	2/7	Columbus	W	3-2	37-16-6	43, 12, 57	0-5	4-4	47-21	31	17,562
60	2/27	@ Philadelphia	W	7-3	38-16-6	8 (3), 39 (2), 13 (2)	1-5	5-5	29-30	32	19,879
61	2/28	@ Buffalo	L	2-4	38-17-6	15, 12	0-2	1-2	38-20	31	19,070
62	3/2	@ New Jersey	W	4-2	39-17-6	39, 13, 83, 12	0-1	4-4	22-23	32	16,012
63	3/4	Carolina	L*	2-3	39-17-7	88, 9	0-1	2-2	37-35	32	17,562
64	3/6	Pittsburgh	W	5-3	40-17-7	61, 12, 88* (2), 19	0-4	2-4	47-22	31	17,562
65	3/8	Montreal	W	4-0	41-17-7	57* (2), 83, 39	0-5	5-5	33-27	31	17,562
66	3/11	Toronto	W	6-2	42-17-7	44, 88, 57, 8 (2), 9	0-6	2-2	48-21	31	17,562
67	3/13	@ Columbus	W SO	4-3	43-17-7	12 (2), 83, 8!	1-3	3-3	27-38	32	13,851
68	3/14	@ NY Islanders	W	4-3	44-17-7	83, 5, 19, 9	0-1	0-0	26-38	31	13,128
69	3/16	@ NY Rangers	W	1-0	45-17-7	39*	0-1	3-3	29-41	31	18,006
70	3/18	Florida	L	2-3	45-17-7	9, 88	1-6	2-2	54-24	31	17,562
71	3/20	Anaheim	W	3-2	46-17-7	12, 19, 88	1-3	1-2	28-18	31	17,562
72	3/22	Washington	L*	2-3	46-17-8	12, 15	0-3	3-3	36-25	31	17,562
73	3/24	@ Calgary	L*	1-2	46-17-9	15	0-3	2-2	34-27	32	19,829
74	3/25	@ Edmonton	W	5-2	47-17-9	8 (3), 12, 9	3-3	2-2	34-30	31	16,839
75	3/27	Winnipeg	L	3-4	47-18-9	22, 88, 39	2-4	3-5	30-31	31	17,562
76	3/29	@ Colorado	L	2-3	47-19-9	8, 22	1-4	3-4	49-22	32	18,077
77	4/1	Edmonton	W	5-4	48-19-9	10, 22, 57, 88, 12	1-7	2-3	33-29	31	17,562
78	4/3	Los Angeles	W	2-1	49-19-9	8, 39	1-2	5-5	21-27	31	17,562
79	4/5	Nashville	L	0-3	49-20-9	None	0-2	1-1	35-24	31	17,562
80	4/9	@ Anaheim	L	2-5	49-21-9	5, 39	0-5	3-3	38-30	31/32	17,322
81	4/11	Colorado	W	5-1	50-21-9	22, 12, 9 (3)	0-2	2-2	30-33	32	17,562
82	4/12	@ Phoenix	W	3-2	51-21-9	8, 8, 39	1-3	1-1	32-32	31	15,438



SHARKS STATISTICAL LEADERS

POINTS:	J. PAVELSKI (79), J. THORNTON (76), P. MARLEAU (70)
GOALS:	J. PAVELSKI (41), P. MARLEAU (33), L. COUTURE (23)
ASSISTS:	J. THORNTON (65), J. PAVELSKI (38), P. MARLEAU (37)
PP GOALS:	J. PAVELSKI (16), P. MARLEAU (11), D. BOYLE (6)
SH GOALS:	P. MARLEAU (2), L. COUTURE (2), T. WINGELS (2)
GW GOALS:	T. WINGELS (7), L. COUTURE (6), P. MARLEAU (4)
3+ GOALS:	J. PAVELSKI(3), T. HERTL(1), B. BURNS(1), M. HAVLAT(1)
PIM:	M. BROWN (94), A. DESJARDINS (86), S. HANNAN (55)
SHOTS:	P. MARLEAU (285), B. BURNS (245), L. COUTURE (233)
+/-:	M. VLASIC (+31), B. BURNS (+26), J. PAVELSKI (+23)

SHARKS GOALTENDER LEADERS

GAMES PLAYED	NIEMI (64), STALOCK (24)
MINUTES	NIEMI (3740), STALOCK (1252)
WINS	NIEMI (39), STALOCK (12)
GOALS-AGAINST AVG.	STALOCK (1.87), NIEMI (2.39)
SAVE PERCENTAGE	STALOCK (.932), NIEMI (.913)
SHUTOUTS	NIEMI (4), STALOCK (2)

FRANCHISE RECORDS TIED OR SET IN 2013-14

FEWEST GOALS, GAME AT HOME — 0 (52 times, most recent — 3/5/14 vs. Nashville [0-3 L])
FEWEST GOALS, GAME ON ROAD — 0 (59 times, most recent — 1/22/14 at Edmonton [0-3 L])
FEWEST GOALS ALLOWED, GAME AT HOME — 0 (63 times, most recent — 3/8/14 vs. Montreal [4-0 W])
FEWEST GOALS ALLOWED, GAME ON ROAD — 0 (57 times, most recent — 3/14/14 at NY Rangers [1-0 W])
FEWEST GOALS BY BOTH TEAMS, GAME ON ROAD — 0 (4 times, most recent — 10/21/13 at Detroit [1-0 WSO])

FEWEST POINTS, GAME — 0 (110 times, most recent — 4/5/14 vs. Nashville [0-3 L])
FEWEST POINTS AGAINST, GAME — 0 (122 times, most recent — 3/14/14 at NY Rangers [1-0 W])

MOST SHOTS, GAME ON ROAD — 59, 1/29/14 at Edmonton (0-3 L)
FEWEST SHOTS FACED, GAME ON ROAD — 13, 4 times, most recent — 12/08/13 at Minnesota (1-3 L)
MOST SHOTS, PERIOD AT HOME — 29, 03/19/14 vs. Florida (3-2 L), 3rd period
MOST SHOTS FACED, PERIOD ON ROAD — 25 (3 times, most recent — 12/31/13 at Anaheim [3-6 L], 2nd period)
MOST SHOTS FACED, OT AT HOME — 7, 11/2/13 vs. Phoenix (2-3 LSO)
LARGEST MARGIN OUTSHOOTING, HOME — 30 — (2 times, most recent — 3/19/14 vs. Florida [2-3 L]; 24 FLO, 54 S.J.)
LARGEST MARGIN OUTSHOOTING, ROAD — 32 — 1/29/14 at Edmonton [0-3 L], 27 EDM, 59 S.J.)

FEWEST PENALTIES FOR, GAME AT HOME — 0, (4 times, most recent — 1/20/14 vs. Calgary [3-2 W]), 0 PIM
FEWEST PENALTIES FOR, GAME ON ROAD — 0, (6 times, most recent — 3/14/14 at New York Islanders [4-3 WSO]), 0 PIM
FEWEST PIM FOR, GAME AT HOME — 0, (4 times, most recent — 1/20/14 vs. Calgary [3-2 W]), 0 PIM
FEWEST PIM FOR, GAME ON ROAD — 0, (6 times, most recent — 3/14/14 at New York Islanders [4-3 WSO]), 0 PIM

FEWEST PENALTY MINUTES, GAME BY BOTH TEAMS, ROAD — 2, (3 times, most recent -- 3/14/14 at New York Islanders [4-3 W] 0 SJ, 1 NYI)
FEWEST PENALTIES, GAME BY BOTH TEAMS, ROAD — 1, (3 times, most recent -- 3/14/14 at New York Islanders [4-3 W]); 0 SJ, 1 NYI
MOST CONSECUTIVE OVERTIME GAMES — 3 (10 times, most recent — 12/21/13 vs. Dallas [3-2 W SO] through 11/27/13 at Phoenix [4-3 W SO])
MOST GOALS, GAME — 4, 2x, Tomas Hertl, 10/8/13 vs. NY Rangers (9-2 W)
MOST GOALS, PERIOD — 3 (6 times, most recent — Joe Pavelski (3-0=3), 2/28/14 at Philadelphia (7-3 W, 2nd period))





MOST GOALS BY OPPONENT, PERIOD — 3 (11 times, most recent — Martin St.Louis, 1/18/14 at Tampa Bay [5-4 W], 1st period)

FASTEST 3 GOALS, FOR —6:12, Joe Pavelski, 01/18/14 at Tampa Bay (5-4 W)

FASTEST 4 GOALS, FOR — 22:46, Tomas Hertl, 10/08/13 vs. NY Rangers (9-2 W)

MOST MINUTES, GAME — 65:00 (numerous times, most recent — Antti Niemi, 1/14/14 at Washington [2-1 WSO])

FEWEST GOALS ALLOWED, GAME — 0 (122 times, most recent — Antti Niemi, 3/16/14 vs. New York Rangers [1-0 W])

MOST SHOTS FACED, PERIOD — 25 (4 times, most recent — Antti Niemi, 12/31/13 at Anaheim [6-3 L], 2nd period)

LONGEST SHUTOUT STREAK — 178:55, Alex Stalock, 1/5/14 at Chicago (3rd period) thru 1/27/14 vs. Los Angeles (2nd period)

MOST MINUTES, GAME BY OPPONENT — 65:00 (Numerous times, most recent — Corey Crawford, 2/1/14 vs. Chicago [2-1 WSO])

FEWEST GOALS ALLOWED, GAME BY OPPONENT — 0 (109 times, most recent — Carter Hutton, 4/5/14 vs. Nashville [0-3 L])

MOST SAVES, GAME BY OPPONENT — 59, Ben Scrivens, 1/29/14 at Edmonton (0-3 L)

MOST SAVES, PERIOD BY OPPONENT — 28, Roberto Luongo, 3/18/14 vs.Florida (2-3 L), 3rd period





2013-14 SHARKS HIGHS/LOWS

Bold - Set or tied franchise record.

SEASON	GOALS	ALL-TIME
9, 10/8/13 vs. NY Rangers (9-2 W)	Most, Game	10, 2X, MR, 3/30/01 vs. Columbus (10-2 W)
0, 5X, MR 4/5/14 vs. Nashville (0-3 L)	Fewest, Game	0, 111X, MR 4/5/14 vs. Nashville (0-3 L)
6, 12/31/13 at Anaheim (6-3 L)	Most Allowed	13, 2/10/93 at Calgary (1-13 L)
0, 6X, MR, 3/16/14 at NY Rangers (1-0 W)	Fewest Allowed	0, 122X, MR, 3/16/14 at NY Rangers (1-0 W)
5, 2/27/14 at Philadelphia (7-3 W), 2nd	Most, Period	6, 3X MR, 1/22/13 at Edmonton (6-3 W), 1st
4, 3X, MR, 2/3/14 vs. Philadelphia (2-5 L), 3rd	Most Allowed, Period	8, 12/17/91 at Pittsburgh (2-10 L), 2nd
SEASON	SHOTS	ALL-TIME
59, 1/29/14 at Edmonton (0-3 L)	Most, Game	59, 1/29/14 at Edmonton (0-3 L)
20, 10/30/13 at Los Angeles (4-3 L OT)	Fewest, Game	9, 11/4/98 vs. Dallas (4-0 W)
46, 2X, MR, 12/21/13 vs. Dallas (3-2 W SO)	Most Faced, Game	59, 12/26/92 vs. Los Angeles (7-2 W)
13, 2X, MR, 12/8/13 at Minnesota (3-1 L)	Fewest Faced, Game	11, 10/28/08 vs. Pittsburgh (2-1 W)
29, 3/18/14 vs. Florida (2-3 L), 3rd	Most, Period	29, 3/18/14 vs. Florida (2-3 L), 3rd
2, 2/5/14 vs. Dallas (2-1 W OT), 3rd	Fewest, Period (reg.)	0, 2X MR 2/26/98 vs. St. Louis (3-1 W), 3rd
25, 12/31/13 at Anaheim (6-3 L), 2nd	Most Faced, Period	25, 4X MR, 12/31/13 at Anaheim (6-3 L), 2nd
2, 3X, MR, 3/18/14 vs. Florida (2-3 L), 3rd	Fewest Faced, Period (reg.)	0, 4X MR, 3/21/08 vs. Anaheim (2-1 W), 3rd
SEASON	SPECIAL TEAMS	ALL-TIME
3, 4X, MR 3/25/14 at Edmonton (5-2 W)	Most PPG, Game	6, 1/7/07 vs. Detroit (9-4 W)
2, 5X, MR 3/27/14 vs. Winnipeg (3-4 L)	Most PPG Allowed, Game	5, 5X MR, 2/18/04 at Nashville (3-7 L)



2013-14 SHARKS HIGHS/LOWS

1, 8X, MR, 3/16/14 at NY Rangers (1-0 W)

1, 6X, MR, 4/9/14 at Anaheim (2-5 L)

12, 3/8/14 vs. Montreal (4-0 W), 51 minutes

14, 3/8/14 vs. Montreal (4-0 W), 63 minutes

0, 3X, MR, 3/14/14 at NY Islanders (4-3 W), 0 PIM

1, 6X, MR, 3/16/14 at NY Rangers (1-0 W), 2 PIM

51, 3/8/14 vs. Montreal (4-0 W), 12 penalties

0, 2X, MR, 1/20/14 vs. Calgary (3-2 W), 0 penalties

52, 4/3/14 vs. Los Angeles (2-1 W)

30, 12/29/13 vs. Anaheim (3-1 W)

18, 3/6/14 vs. Pittsburgh (5-3 W)

6, 4X, MR 3/6/14 vs. Pittsburgh thru 3/16/14 at NY Rangers (6-0-0)

6, 4X, MR 3/6/14 vs. Pittsburgh thru 3/16/14 at NY Rangers (6-0-0)

9, 10/3/13 vs. Vancouver thru 10/21/13 at Detroit (8-0-1)

Most SHG, Game

Most SHG Allowed, Game

Most Penalties For, Game

Most Penalties by Opp., Game

Fewest Penalties For, Game

Fewest Penalties by Opp., Game

Most PIM, Game

Fewest PIM, Game

RTSS STATS

Hits, Game

Blocked Shots, Game

Takeaways, Game

OVERALL STREAKS

Longest Winning

Longest Unbeaten

Most Games Recording a Point

3, 10/18/96 at Anaheim (4-1 W)

3, 11/25/09 vs. Chicago (2-7L)

21, 1/26/93 at Los Angeles (1-7 L), 92 PIM

22, 2/18/93 vs. Winnipeg (5-3 W), 82 PIM

0, 10X MR, 3/14/14 at NY Islanders (4-3 W)

0, 2X, MR 4/27/13 at Los Angeles (2-3 L), 0 PIM

102, 2/5/97 vs. Los Angeles (3-2 W), 17 Penalties

0, 9X, MR, 1/20/14 vs. Calgary (3-2 W)

52, 4/3/14 vs. Los Angeles (2-1 W)

30, 2X, MR, 30, 12/29/13 vs. Anaheim (3-1 W)

29, 10/22/01 at New York Rangers (5-1 W)

11, 2/21/08 at Philadelphia thru 3/14/08 vs. St. Louis (11-0-0)

11, 2/21/08 at Philadelphia thru 3/14/08 vs. St. Louis (11-0-0)

20, 2/21/08 at Philadelphia thru 4/1/08 vs. LA (18-0-2)

2013-14 SEASON IN REVIEW



2013-14 SHARKS HIGHS/LOWS

3 games, 2X, MR, 1/27/14 vs. Los Angeles thru 1/30/14 at Calgary (0-3-0)

5 games, 10/30/13 at Los Angeles thru 11/10/13 at Winnipeg, (0-1-4)

4, 5X, MR J. Pavelski (3-1=4), 3/25/14 at Edmonton (5-2 W)

4, T. Hertl (4-0=4), 10/8/13 vs. NY Rangers (9-2 W)

3, 8X, MR, J. Thornton, 3/11/14 vs. Toronto (6-2 W)

44, A. Stalock, 12/21/13 vs. Dallas (3-2 W SO)

10, L. Couture, 11/2/13 vs. Phoenix (3-2 L SO)

12, T. Wingels, 3/25/14 at Edmonton (5-2 W)

8, J. Braun, 11/29/13 vs. St. Louis (6-3 W)

4, 2X, MR, J. Braun 1/11/14 vs. Boston (0-1 L)

19, S. Hannan, 1/9/14 vs. Detroit (4-1 W)

4, 2X, MR, T. Hall, 4/1/14 vs. Edmonton (5-4 W)

4, M. St. Louis, 1/19/14 at Tampa Bay (5-4 W)

3, 2X, MR, T. Hall 4/1/14 vs. Edmonton (5-4 W)

59, B. Scrivens, 1/29/14 at Edmonton (0-3 L)

Longest Losing in Regulation

Longest Winless

SHARKS INDIVIDUAL

Most Points, Game

Most Goals, Game

Most Assists, Game

Most Saves, Game

Most Shots, Game

Most Hits, Game

Most Blocked Shots, Game

Most Takeaways, Game

Most PIM, Game

OPPONENTS INDIVIDUAL

Most Points, Game

Most Goals, Game

Most Assists, Game

Most Saves, Game

17 games, 1/4/93 thru 2/12/93 (ties NHL record)

20 games, 12/29/92-2/12/93, (0-19-1)

6, O. Nolan (3-3=6) 10/4/99 vs. Chicago (7-1 W)

4, 2X, MR T. Hertl (4-0=4), 10/8/13 vs. NY Rangers (9-2 W)

4, 19X MR, J. Pavelski (0-4=4), 3/15/11 at Dallas (6-3 W)

57, Jeff Hackett, 12/26/92 vs. Los Angeles (7-2 W)

12, P. Marleau, 3/31/11 vs. Dallas (6-0 W)

12, T. Wingels, 3/25/14 at Edmonton (5-2 W)

8, 2X, MR J. Braun 11/29/13 vs. St. Louis (6-3 W)

7, J. Thornton, 11/3/11 vs. Pittsburgh (4-3 WSO)

41, J. Shelley, 4/6/08 at Dallas (2-4 L), 7 penalties

7, M. Lemieux (1-6=7), 12/5/92 vs. Pittsburgh (4-9 L)

5, M. Ricci, 2/17/94 vs. Quebec (2-8 L)

6, M. Lemieux, 12/5/92 vs. Pittsburgh (4-9 L)

59, B. Scrivens, 1/29/14 at Edmonton (0-3 L)



Joe Pavelski

SHARKS 2013-14 SEASON RECORD BOOK

HAT TRICKS

SHARKS (6)

GOALS	PLAYER	DATE	GAME	SCORE	GOALTENDER(S)
4	Tomas Hertl	Oct. 8, 2013	vs. NY Rangers	9-2 W	Henrik Lundqvist (1), Martin Biron (3)
3	Brent Burns	Nov. 29, 2013	vs. St. Louis	6-3 W	Brian Elliot (2), Jaroslav Halak (1)
3	Joe Pavelski	Jan. 18, 2014	at Tampa Bay	5-4 W	Ben Bishop
3	Joe Pavelski	Feb. 27, 2014	at Philadelphia	7-3 W	Steve Mason (2), Ray Emery (1)
3	Joe Pavelski	Mar. 25, 2014	at Edmonton	5-2 W	Ben Scrivens (3)
3	Martin Havlat	Apr. 11, 2014	vs. Colorado	5-1 W	Jean-Sebastien Giguere (3)

OPPONENTS (1)

GOALS	PLAYER	DATE	GAME	SCORE	GOALTENDER(S)
4	Martin St. Louis	Jan. 18, 2014	at Tampa Bay	4-6 L	Antti Niemi

SHUTOUTS

SHARKS (6)

DATE	OPPONENT	GOALTENDER	SCORE	SAVES
Oct. 21, 2013	at Detroit	Antti Niemi	1-0 SO	24 (3/3 in shootout)
Oct. 26, 2013	at Montreal	Antti Niemi	2-0	22
Jan. 16, 2014	Florida	Alex Stalock	3-0	24
Jan. 23, 2014	Winnipeg	Alex Stalock	1-0	20
Mar. 8, 2014	Montreal	Antti Niemi	4-0	27
Mar. 16, 2014	at NY Rangers	Antti Niemi	1-0	41

OPPONENTS (5)

DATE	OPPONENT	GOALTENDER	SCORE	SAVES
Oct. 21, 2013	at Detroit	Jimmy Howard	0-1	27 (1/2 in shootout)
Jan. 11, 2014	Boston	Tuukka Rask	0-1	26
Jan. 27, 2014	Los Angeles	Jonathan Quick	0-1	23
Jan. 29, 2014	Edmonton	Ben Scrivens	0-3	59
Apr. 5, 2014	Nashville	Carter Hutton	0-3	35



Antti Niemi



SHARKS 2013-14 SEASON RECORD BOOK



Tommy Wingels

PENALTY SHOTS

SHARKS (1)

DATE	OPPONENT	PLAYER	GOALTENDER	RESULT	TIME	PERIOD	SCORE
Oct. 19, 2013	vs. Calgary	Brent Burns	Karri Ramo	Unsuccessful	4:21	1st	6-3 W

OPPONENTS (1)

DATE	OPPONENT	PLAYER	GOALTENDER	RESULT	TIME	PERIOD	SCORE
Nov. 17, 2013	at Chicago	Patrick Sharp	Antti Niemi	Successful	18:49	3rd	1-5 L

EXTRA ATTACKER GOALS

SHARKS (6)

DATE	OPPONENT	GOAL SCORER	TIME	PERIOD	FINAL SCORE
Nov. 14, 2013	at Vancouver	Tomas Hertl	18:55	3rd	2-1 W (OT)
Dec. 8, 2013	at Minnesota	Patrick Marleau	18:19	3rd	1-3 L
Dec. 14, 2013	at Nashville	Patrick Marleau	19:05	3rd	2-3 L
Dec. 23, 2013	vs. Colorado	Joe Pavelski	19:40	3rd	5-4 W (SO)
Jan. 4, 2014	at Colorado	Patrick Marleau	10:11	2nd	3-4 L
Jan. 7, 2014	at Nashville	Patrick Marleau	18:38	3rd	2-3 L

OPPONENTS (1)

DATE	OPPONENT	GOAL SCORER	TIME	PERIOD	FINAL SCORE
Dec. 10, 2013	vs. NY Islanders	Kyle Okposo	18:23	3rd	2-3 L (SO)

OVERTIME VICTORIES (4)

DATE	OPPONENT	GWG	GOALTENDER	TIME	SCORE
Nov. 12, 2013	at Calgary	Brad Stuart	Reto Berra	1:13	3-2
Nov. 14, 2013	at Vancouver	Dan Boyle	Roberto Luongo	2:38	2-1
Jan. 25, 2014	vs. Minnesota	Joe Thornton	Darcy Kuemper	3:30	3-2
Feb. 5, 2014	vs. Dallas	Tommy Wingels	Kari Lehtonen	1:52	2-1



SHARKS 2013-14 SEASON RECORD BOOK

SHOOTOUT VICTORIES (9)

DATE	OPPONENT	SO WINNER	SJ CON/ ATT.	OPP CON/ ATT.	SCORE	GOALTENDER (SJ/ OPP)
Oct. 21, 2013	at Detroit	Logan Couture	1/2	0/3	1-0	Antti Niemi/Jimmy Howard
Nov. 27, 2013	vs. Los Angeles	Joe Thornton	4/8	3/8	3-2	Antti Niemi/Ben Scrivens
Nov. 30, 2013	vs. Anaheim	Joe Pavelski	1/3	0/3	4-3	Antti Niemi/Jonas Hiller
Dec. 21, 2013	vs. Dallas	Joe Thornton	1/5	0/5	3-2	Alex Stalock/Kari Lehtonen
Dec. 23, 2013	vs. Colorado	Logan Couture	2/3	0/2	5-4	Antti Niemi/Semyon Varlamov
Jan. 5, 2014	at Chicago	Logan Couture	2/2	0/2	3-2	Alex Stalock/Corey Crawford
Jan. 14, 2014	at Washington	Patrick Marleau	1/2	0/3	2-1	Antti Niemi/Philipp Grubauer
Feb. 1, 2014	vs. Chicago	Patrick Marleau	3/3	1/2	2-1	Antti Niemi/Corey Crawford
Mar. 13, 2014	at Columbus	Joe Pavelski	1/2	0/3	4-3	Alex Stalock/Sergei Bobrovsky

OVERTIME LOSSES (2)

DATE	OPPONENT	GWG	GOALTENDER	TIME	SCORE
Oct. 30, 2013	at Los Angeles	Anze Kopitar	Antti Niemi	2:32	3-4
Mar. 7, 2014	vs. Carolina	Jay Harrison	Anton Khudobin	4:18	2-3

SHOOTOUT LOSSES (7)

DATE	OPPONENT	SO WINNER	SJ CON/ ATT.	OPP CON/ ATT.	SCORE	GOALTENDER (SJ/ OPP)
Oct. 17, 2013	at Dallas	Alex Chiasson	0/3	1/3	3-4	Antti Niemi/ Dan Ellis
Nov. 2, 2013	vs. Phoenix	Antoine Vermette	1/5	2/5	2-3	Antti Niemi/ Mike Smith
Nov. 5, 2013	vs. Buffalo	Cody Hodgson	1/4	2/4	4-5	Antti Niemi/ Ryan Miller
Nov. 10, 2013	at Winnipeg	Andrew Ladd	0/3	1/3	4-5	Antti Niemi/ Ondrej Pavelec
Dec. 10, 2013	vs. NY Islanders	Kyle Okposo	0	2/4	2-3	Antti Niemi/ Kevin Poullion
Mar. 22, 2014	vs. Washington	Niclas Backstrom	1/3	2/3	2-3	Antti Niemi/ Braden Holtby
Mar. 24, 2014	at Calgary	Mike Cammalleri	0/3	1/3	1-2	Alex Stalock/ Karri Ramo



MAJOR TRANSACTIONS SINCE 2013-14

DATE	TRANSACTION
July 16, 2014	Re-signed D Jason Demers and Taylor Doherty
July 10, 2014	Re-signed D Scott Hannan and D Matt Tennyson. Signed F Bryan Lerg and F Micheal Haley.
July 8, 2014	Re-signed F Tommy Wingels and F James Sheppard.
July 2, 2014	Acquired F Tye McGinn from Philadelphia in exchange for a third-round draft selection in the 2015 NHL Draft.
July 2, 2014	Signed F John Scott and D Taylor Fedun.
July 1, 2014	Acquired a second-round draft selection in 2016 and sixth-round draft selection in the 2017 NHL Draft from the Colorado Avalanche in exchange for D Brad Stuart.
June 27, 2014	Re-signed F Travis Oleksuk.
June 17, 2014	Re-signed F Mike Brown and G Alex Stalock.
June 5, 2014	Acquired a conditional fifth-round draft selection in the 2015 NHL Draft from the New York Islanders in exchange for D Dan Boyle.
May 30, 2014	Signed F Melker Karlsson.
March 26, 2014	Signed F Ryan Carpenter.
March 6, 2014	Signed F Barclay Goodrow.
March 5, 2014	Acquired future considerations from Los Angeles in exchange for F James Livingston.
February 5, 2014	Acquired F Chad Rau from Minnesota in exchange for Curt Gogol.
January 24, 2014	Re-signed C Joe Thornton and LW Patrick Marleau.
October 21, 2013	Acquired F Mike Brown from Edmonton in exchange for a fourth-round selection (111th overall) in the 2014 NHL Draft



Jason Demers





ALL-TIME SHARKS REGULAR SEASON RECORDS

Thru 2013-14 season • & Indicates set NHL Record • \$ Indicates tied NHL Record
Bold indicates accomplished in 2013-14 season

TEAM — GOALS

MOST GOALS, GAME AT HOME — 10, 3/30/01 vs. Columbus (10-2 W)

MOST GOALS, GAME ON ROAD — 10, 1/13/96 at Pittsburgh (10-8 W)

MOST GOALS AGAINST, GAME AT HOME — 11, 11/8/92 vs. Los Angeles (4-11 L)

MOST GOALS AGAINST, GAME ON ROAD — 13, 2/10/93 at Calgary (1-13 L)

MOST GOALS, GAME BY BOTH TEAMS AT HOME — 15 (2 times, most recent — 12/12/92 vs. Quebec [7-8 L OT])

MOST GOALS, GAME BY BOTH TEAMS ON ROAD — 18, 1/13/96 at Pittsburgh (10-8 W)

FEWEST GOALS, GAME AT HOME — 0 (52 times, most recent — 3/5/14 vs. Nashville [0-3 L])

FEWEST GOALS, GAME ON ROAD — 0 (59 times, most recent — 1/22/14 at Edmonton [0-3 L])

FEWEST GOALS ALLOWED, GAME AT HOME — 0 (63 times, most recent — 3/8/14 vs. Montreal [4-0 W])

FEWEST GOALS ALLOWED, GAME ON ROAD — 0 (57 times, most recent — 3/14/14 at NY Rangers [1-0 W])

FEWEST GOALS BY BOTH TEAMS, GAME AT HOME — 0 (7 times, most recent — 2/9/13 vs. Phoenix [0-1 L^{SO}])

FEWEST GOALS BY BOTH TEAMS, GAME ON ROAD — 0 (4 times, most recent — 10/21/13 at Detroit [1-0 W^{SO}])

EARLIEST GOAL FROM START OF GAME, FOR — :08, 1/11/00 vs. St. Louis (2-5 L); Stephane Matteau

EARLIEST GOAL FROM START OF 2nd PERIOD, FOR — :12, 11/28/92 at Minnesota (3-10 L); Lyndon Byers

EARLIEST GOAL FROM START OF 3rd PERIOD, FOR — :09, 2 times, most recent — 10/10/09 vs. Minnesota (4-2 W); Patrick Marleau

EARLIEST GOAL FROM START OF OVERTIME, FOR — :22, 12/3/91 vs. Los Angeles (3-2 W OT); Brian Mullen

EARLIEST GOAL FROM START OF GAME, AGAINST — :10, 3/6/12 vs. Edmonton (2-3 L^{SO}); Jordan Eberle

EARLIEST GOAL FROM START OF 2nd PERIOD, AGAINST — :12, 10/31/95 vs. N.Y. Rangers (3-5 L); Adam Graves

EARLIEST GOAL FROM START OF 3rd PERIOD, AGAINST — :09, 3/23/95 vs. Anaheim (3-6 L); Bobby Dollas

EARLIEST GOAL FROM START OF OVERTIME, AGAINST — :19, 3/18/07 at Colorado (3-4 L OT); Milan Hejduk

FASTEST 2 GOALS FROM START OF GAME, FOR — :47, 10/22/98 vs. Chicago (2-2 T), O. Nolan, J. Murphy

FASTEST 3 GOALS FROM START OF GAME, FOR — 5:56, 3/29/94 vs. Winnipeg (9-4W), J. Norton, S. Makarov, R. Whitney

FASTEST 4 GOALS FROM START OF GAME, FOR — 6:16, 3/29/94 vs. Winnipeg (9-4 W), J. Norton, S. Makarov, R. Whitney, G. Duchesne

FASTEST 5 GOALS FROM START OF GAME, FOR —14:47, 12/21/11 vs. Tampa Bay (7-2- W), B. Ferriero, J. Pavelski, A. Desjardins, L. Couture (2)

FASTEST 6 GOALS FROM START OF GAME, FOR — 19:20, 1/24/13 at Edmonton (6-3 W), D. Boyle, L. Couture, P. Marleau, P. Marleau, L. Couture, M. Vlasic

FASTEST 2 GOALS FROM START OF GAME, AGAINST — 1:05, 12/32/92 at Edmonton (2-4 L), P. Klima, Scott Mellanby

FASTEST 3 GOALS FROM START OF GAME, AGAINST — 6:24, 10/16/91 at Los Angeles (5-8 L), P. Ahola, B. Kudelski (2)

FASTEST 4 GOALS FROM START OF GAME, AGAINST — 9:51, 11/8/92 vs. Los Angeles (4-11 L), L. Robitaille, J. Kurri, C. Millen, L. Robitaille

FASTEST 5 GOALS FROM START OF GAME, AGAINST — 14:11, 12/5/95 at Colorado (2-12 L), V. Kamensky, M. Ricci, P. Forsberg, V. Kamensky, M. Rucinsky

FASTEST 6 GOALS FROM START OF GAME, AGAINST — 19:17, 12/5/95 at Colorado (2-12 L), V. Kamensky, M. Ricci, P. Forsberg, V. Kamensky, M. Rucinsky, J. Sakic

FASTEST 2 GOALS, FOR — :07, 11/5/92 vs. Buffalo (7-5 W); Larry DePalma, Dave Snuggerud

FASTEST 3 GOALS, FOR — :36, 11/3/01 vs. Vancouver (5-1 W), Jeff Jillson, Scott Thornton, Marco Sturm

FASTEST 4 GOALS, FOR — 2:27, 3/29/94 vs. Winnipeg (9-4 W); Jeff Norton, Sergei Makarov, Ray Whitney, Gaetan Duchesne

FASTEST 5 GOALS, FOR — 12:12, 1/13/09 vs. Tampa Bay (7-1 W), J. Thornton, M. Michalek, R. Clowe, J. Pavelski, T. Plihal

FASTEST 2 GOALS, AGAINST — :08, (2 times, most recent—2/11/13 at Columbus [6-2 L]; Vinny Prospal, Mark Letestu)



ALL-TIME SHARKS REGULAR SEASON RECORDS



FASTEST 3 GOALS, AGAINST — :36, 2/10/93 at Calgary (1-13 L); Gary Suter, Chris Lindberg, Ronnie Stern

FASTEST 4 GOALS, AGAINST — 1:21, 2/10/93 at Calgary (1-13 L); Theo Fleury, Gary Suter, Chris Lindberg, Ronnie Stern

FASTEST 5 GOALS, AGAINST — 6:43, 10/21/02 vs. Vancouver (2-5 L); Markus Naslund (3), Brendan Morrison, Trent Klatt

MOST CONSECUTIVE GOALS GAME, FOR — 9, 1/4/07 vs. Detroit (9-4 W)

MOST CONSECUTIVE GOALS GAME, AGAINST — 13, 2/10/93 at Calgary (1-13 L)

MOST GOALS FOR, PERIOD AT HOME — 6, (2 times, most recent — 3/11/10 vs. Nashville (8-5 W), 3rd period

MOST GOALS FOR, PERIOD ON ROAD — 6, 1/22/13 at Edmonton (6-3 W), 1st period

MOST GOALS AGAINST, PERIOD AT HOME — 6, 12/5/91 vs. Pittsburgh (0-8 L), 2nd period

MOST GOALS AGAINST, PERIOD ON ROAD — 8, 12/17/91 at Pittsburgh (2-10 L), 2nd period

MOST GOALS FOR, BOTH TEAMS, PERIOD — 8 (3 times, most recent — 3/29/98 at Toronto, 3rd period [8-5 W], S.J.: 4, TOR 4)

POINTS

MOST POINTS, GAME — 28, 1/13/96 at Pittsburgh (10-8 W; 10-18=28)

MOST POINTS AGAINST, GAME — 36, 2/10/93 at Calgary (1-13 L)

MOST POINTS GAME BY/O BOTH TEAMS — 50, 1/13/96 at Pittsburgh (10-8 W); 28 S.J., 22 PIT

FEWEST POINTS, GAME — 0 (110 times, most recent — 4/5/14 vs. Nashville [0-3 L])

FEWEST POINTS AGAINST, GAME — 0 (122 times, most recent — 3/14/14 at NY Rangers [1-0 W])

SHOTS

MOST SHOTS, GAME AT HOME — 57, 11/11/08 vs. Nashville (3-4 L^{OT})

MOST SHOTS, GAME ON ROAD — 59, 1/29/14 at Edmonton (0-3 L)

MOST SHOTS FACED, GAME AT HOME — 59, 12/26/92 vs. Los Angeles (7-2 W)

MOST SHOTS FACED, GAME ON ROAD — 57, 3/5/96 at Colorado (5-3 W)

MOST SHOTS, GAME BY BOTH TEAMS AT HOME — 99, 12/26/92 vs. Los Angeles (7-2 W); 59 L.A., 40 S.J.

MOST SHOTS, GAME BY BOTH TEAMS ON ROAD — 88, 2/14/92 at Buffalo (6-7 L); 49 BUF, 39 S.J.

FEWEST SHOTS, GAME AT HOME — 9, 11/4/98 vs. Dallas (4-0 W); Dal 21, S.J. 9

FEWEST SHOTS, GAME ON ROAD — 11 10/26/07 at Detroit (1-5 L); Det 39, S.J. 11



ALL-TIME SHARKS REGULAR SEASON RECORDS



FEWEST SHOTS FACED, GAME AT HOME — 11, 10/28/08 vs. Pittsburgh (2-1 W)
FEWEST SHOTS FACED, GAME ON ROAD — 13, 4 times, most recent — 12/08/13 at Minnesota (1-3 L)

FEWEST SHOTS, GAME BY BOTH TEAMS AT HOME — 29, 11/27/93 vs. Anaheim (1-0 W); 15 ANA, 14 S.J.
FEWEST SHOTS, GAME BY BOTH TEAMS ON ROAD — 33, 11/20/93 at Hartford (3-2 W); 20 HFD, 13 S.J.

MOST SHOTS, PERIOD AT HOME — 29, 03/18/14 vs. Florida (3-2 L), 3rd period
MOST SHOTS, PERIOD ON ROAD — 25, 1/20/11 at Vancouver [2-1 WSO], 2nd period

MOST SHOTS, OT AT HOME — 9, 3/10/11 vs. Vancouver (4-5 L^{SO})
MOST SHOTS, OT ON ROAD — 8, 2X, MR 3/5/13 at Vancouver (3-2 W^{SO})

MOST SHOTS FACED, PERIOD AT HOME — 25, 3/6/92 vs. Pittsburgh (3-7 L), 1st period
MOST SHOTS FACED, PERIOD ON ROAD — 25 (3 times, most recent — 12/31/13 at Anaheim [3-6 L], 2nd period)

MOST SHOTS FACED, OT AT HOME — 7, 11/2/13 vs. Phoenix (2-3 L^{SO})
MOST SHOTS FACED, OT ON ROAD — 7 (3 times, most recent — 3/10/13 at Colorado [3-2 OTL])

FEWEST SHOTS, PERIOD AT HOME — 0, 2/26/98 vs. St. Louis (3-1 W), 3rd period
FEWEST SHOTS, PERIOD ON ROAD — 0, 1/24/96 at Detroit (2-4 L), 2nd period
FEWEST SHOTS FACED, PERIOD AT HOME — 0, (3 times, most recent — 3/21/08 vs. Anaheim (2-1 W), 3rd period)
FEWEST SHOTS FACED, PERIOD ON ROAD — 0, 11/23/02 at Pittsburgh (1-4 L), 3rd period

LARGEST MARGIN OUTSHOOTING, HOME — 30 — (2 times, most recent — 3/19/14 vs. Florida [2-3 L]; 24 FLA, 54 S.J.)
LARGEST MARGIN OUTSHOOTING, ROAD — 32 — 1/29/14 at Edmonton [0-3 L], 27 EDM, 59 S.J.)

LARGEST MARGIN OUTSHOT, HOME — 29, 1/11/94 vs. Los Angeles (2-2 T); 39 L.A., 10 S.J.
LARGEST MARGIN OUTSHOT, ROAD — 33, 12/22/09 at Chicago (3-2 W); 47 CHI, 14 S.J.

SPECIAL TEAMS

MOST PPG FOR, GAME AT HOME — 6, 1/4/07 vs. Detroit (9-5 W), 6 of 9
MOST PPG FOR, GAME ON ROAD — 4, 3 times, most recent — 10/6/09 at Los Angeles [4-6 L], 4 of 4)



ALL-TIME SHARKS REGULAR SEASON RECORDS

MOST PPG AGAINST, GAME AT HOME — 5 (2 times, most recent — 12/5/92 vs. Pittsburgh [4-9 L], 5 of 7)

MOST PPG AGAINST, GAME ON ROAD — 5 (3 times, most recent — 2/18/04 at Nashville [3-7 L], 5 of 7)

MOST PPG FOR, PERIOD, AT HOME — 4, 1/4/07 vs. Detroit (9-5 W), 3rd period

MOST PPG FOR, PERIOD, ON ROAD — 3, 2X MR, 1/22/13 at Edmonton (6-3 W), 1st period

MOST PPG AGAINST, PERIOD, AT HOME — 3, (2 times, most recent — 4/07/01 vs. Dallas (4-5 L), 2nd period

MOST PPG AGAINST, PERIOD, ON ROAD — 4, 2X MR, 1/14/06 at Montreal (2-6 L), 2nd period

MOST PPG, GAME BY BOTH TEAMS AT HOME — 7, 3 times, most recent — 1/6/07 vs. Columbus (5-2 W); 2 CBJ, 5 S.J.

MOST PPG, GAME BY BOTH TEAMS ON ROAD — 7, 2 times, most recent — 4/6/12 at Los Angeles (6-5 WSO); 4 LA, 3 S.J.

MOST PP ATTEMPTS FOR, GAME AT HOME — 13, (10/21/06 vs. Detroit (5-1 W), 5 of 13

MOST PP ATTEMPTS FOR, GAME ON ROAD — 10, 2X MR, 10/12/06 at Edmonton (4-6 L), 3 of 10

MOST PP ATTEMPTS AGAINST, GAME AT HOME — 11, 12/5/91 vs. Pittsburgh (0-8 L), 5 of 11

MOST PP ATTEMPTS AGAINST, GAME ON ROAD — 13, 3/6/01 at Tampa Bay (1-2 L OT), 0 of 13

MOST PP ATTEMPTS, GAME, BOTH TEAMS AT HOME — 19 (5 times, most recent — 10/21/06 vs. Detroit [5-1 W]; DET: 1 of 6, SJ: 5 of 13)

MOST PP ATTEMPTS, GAME, BOTH TEAMS ON ROAD — 21, 3/6/01 at Tampa Bay (1-2 L OT), SJ: 0 of 9, TB: 0 of 13

MOST CONSECUTIVE GAMES SCORING PPG — 11, 3/17/09 at Phoenix thru 4/5/09 at Anaheim [13 of 37]

MOST CONSECUTIVE GAMES ALLOWING PPG — 13, 11/22/95 at Detroit thru 12/19/95 at Anaheim (17 of 68)

MOST CONSECUTIVE GAMES NOT SCORING A PPG — 7, 10/4/97 vs. Chicago thru 10/18/97 at Phoenix (0 for 34)

MOST CONSECUTIVE GAMES NOT ALLOWING A PPG — 11, 2/12/03 at Columbus thru 3/6/03 vs. Montreal (0 for 44)

MOST CONSECUTIVE CHANCES NOT SCORING PPG — 41, 10/4/97 vs. Chicago thru 10/18/97 at Phoenix

MOST CONSECUTIVE CHANCES NOT ALLOWING PPG — 45, 2/10/03 at Detroit thru 3/8/03 at Phoenix

MOST SHG, GAME — 3, 10/18/96 at Anaheim (4-1 W)

MOST SHG ALLOWED, GAME — 3, 11/25/09 vs. Chicago [2-7 L]

MOST SHG, PERIOD — 2, (4 times, most recent — 3/15/11 at Dallas (6-3 W) (Joe Thornton, Dany Heatley), 3rd period

MOST SHG ALLOWED, PERIOD — 2 (5 times, most recent — 3/16/10 at Dallas [2-8 L]) 3rd period

MOST CONSECUTIVE GAMES SCORING A SH GOAL — 4, 12/1/96 at St. Louis thru 12/11/96 vs. Washington (Bernie Nicholls, Marty McSorley, Ron Sutter, Tony Granato)

MOST CONSECUTIVE GAMES ALLOWING A SH GOAL — 3, 11/10/95 vs. Pittsburgh thru 11/14/95 vs. N.Y. Islanders (Ron Francis, Sergei Fedorov, Dan Plante)

MOST PENALTIES FOR, GAME AT HOME — 18 (4 times, most recent — 10/4/99 vs. Chicago [7-1 W], 99 PIM)

MOST PENALTIES FOR, GAME ON ROAD — 21, 1/26/93 at Los Angeles (1-7 L), 92 PIM

MOST PENALTIES AGAINST, GAME AT HOME — 22, 2/18/93 vs. Winnipeg (5-3 W), 82 PIM

MOST PENALTIES AGAINST, GAME ON ROAD — 18, 10/13/91 at Chicago (3-7 L)

MOST PIM FOR, GAME AT HOME — 102, 2/5/97 vs. Los Angeles (3-2 W), 17 penalties

MOST PIM FOR, GAME ON ROAD — 95, 4/6/08 at Dallas (2-4 L), 20 penalties

MOST PIM AGAINST, GAME AT HOME — 88, 2/5/97 vs. Los Angeles (3-2 W), 14 penalties

MOST PIM AGAINST, GAME ON ROAD — 75, 2/13/97 at Chicago (3-7 L), 17 penalties

FEWEST PENALTIES FOR, GAME AT HOME — 0, (4 times, most recent - 1/20/14 vs. Calgary [3-2 W]), 0 PIM

FEWEST PENALTIES FOR, GAME ON ROAD — 0, (6 times, most recent — 3/14/14 at New York Islanders [4-3 W^{so}]), 0 PIM

FEWEST PENALTIES AGAINST, GAME AT HOME — 0, 3/28/13 vs. Detroit (2-0 W), 0 PIM

FEWEST PENALTIES AGAINST, GAME ON ROAD — 0, 4/27/13 at Los Angeles (2-3 L), 0 PIM



ALL-TIME SHARKS REGULAR SEASON RECORDS

FEWEST PIM FOR, GAME AT HOME — 0, (4 times, most recent — 1/20/14 vs. Calgary [3-2 W]), 0 PIM
FEWEST PIM FOR, GAME ON ROAD — 0, (6 times, most recent — 3/14/14 at New York Islanders [4-3 W^{SO}]), 0 PIM

FEWEST PIM AGAINST, GAME AT HOME — 0, 3/28/13 vs. Detroit (2-0 W), 0 penalties
FEWEST PIM AGAINST, GAME ON ROAD — 0, 4/27/13 at Los Angeles (2-3 L), 0 penalties

MOST PENALTY MINUTES, GAME BY BOTH TEAMS, HOME — 190, 2/5/97 vs. Los Angeles (3-2 W); 88 L.A., 102 S.J.
MOST PENALTY MINUTES, GAME BY BOTH TEAMS, ROAD — 160, 4/6/08 at Dallas (2-4 L); 65 DAL., 95 S.J.

FEWEST PENALTY MINUTES, GAME BY BOTH TEAMS, HOME — 2, 3/28/13 vs. Detroit (2-0 W); 2 SJ, 0 DET
FEWEST PENALTY MINUTES, GAME BY BOTH TEAMS, ROAD — 2, (3 times, most recent -- 3/14/14 at New York Islanders [4-3 W]) 0 SJ, 1 NYI)

FEWEST PENALTIES, GAME BY BOTH TEAMS, HOME — 1, 3/28/13 vs. Detroit (2-0 W); 1 SJ, 0 DET
FEWEST PENALTIES, GAME BY BOTH TEAMS, ROAD — 1, (3 times, most recent -- 3/14/14 at New York Islanders [4-3 W]); 0 SJ, 1 NYI

STREAKS

LONGEST WINNING STREAK, OVERALL — 11 games, (2/21/08 at Philadelphia thru 3/14/08 vs. St. Louis)
LONGEST WINNING STREAK, HOME — 14 games, 3/19/08 vs. Minnesota thru 11/8/08 vs. Dallas
LONGEST WINNING STREAK, ROAD — 10 games, 11/14/07 at Dallas thru 12/31/07 at Minnesota

MOST CONSECUTIVE GAMES RECORDING A POINT, OVERALL — 20, 2/21/08 at Philadelphia thru 4/1/08 vs. Los Angeles (18-0-2)
MOST CONSECUTIVE GAMES RECORDING A POINT, HOME — 31, 3/3/08 vs. Montreal thru 1/13/09 vs. Tampa Bay (28-0-3)
MOST CONSECUTIVE GAMES RECORDING A POINT, ROAD — 14, 10/29/07 at Dallas thru 1/13/08 at Anaheim (12-0-2)

LONGEST LOSING STREAK, OVERALL — 17 games, 1/4/93 at Montreal (at Sacramento) thru 2/12/93 at Edmonton \$
LONGEST LOSING STREAK, HOME — 9 games, 11/19/92 vs. Toronto thru 12/19/92 vs. Vancouver
LONGEST LOSING STREAK, ROAD — 19 games, 11/27/92 at Winnipeg thru 2/12/93 at Edmonton

LONGEST WINLESS STREAK, OVERALL — 20 games, 12/29/92 at Vancouver thru 2/12/93 at Edmonton (0-19-1-0)
LONGEST WINLESS STREAK, HOME — 11 games, 3/29/03 vs. Dallas thru 11/18/03 vs. N.Y. Rangers (0-4-6-1) *(carries over 2002-03 and 2003-04 seasons)*
LONGEST WINLESS STREAK, ROAD — 19 games, 11/27/92 at Winnipeg thru 2/12/93 at Edmonton (0-19-0)

LONGEST SCORELESS STREAK, FOR — 190:22, 2/13/07 at St. Louis (3rd period) thru 2/18/07 at Dallas (3rd period)
LONGEST SCORELESS STREAK, OPPONENT — 190:51, 1/23/12 at Edmonton (2nd period) thru 2/2/12 vs. Dallas (2nd period)

WIDEST MARGIN OF VICTORY, HOME — 8 goals, 1/18/10 vs. Calgary [9-1 W])
WIDEST MARGIN OF VICTORY, ROAD — 8 goals, (2 times, most recent — 12/4/00 at Calgary [8-0 W])

WIDEST MARGIN OF DEFEAT, HOME — 8 goals (2 times, most recent — 11/10/95 vs. Pittsburgh [1-9 L])
WIDEST MARGIN OF DEFEAT, ROAD — 12 goals, 2/10/93 at Calgary (1-13 L)

MOST CONSECUTIVE OVERTIME GAMES — 3 (10 times, most recent — 12/21/13 vs. Dallas [3-2 W SO] through 11/27/13 at Phoenix [4-3 W SO])
MOST CONSECUTIVE GAMES WITHOUT GOING TO OVERTIME — 49, 10/7/06 vs. New York Islanders thru 1/26/07 at Edmonton
MOST CONSECUTIVE GAMES WITHOUT RECORDING A TIE — 49, 1/4/93 at Montreal (at Sacramento) thru 10/14/93 vs. Calgary
MOST CONSECUTIVE GAMES WITHOUT BEING SHUTOUT — 62, 4/19/95 at Dallas thru 2/10/96 at Los Angeles

MOST HAT TRICKS IN A GAME — 2, Owen Nolan and Jeff Friesen, 10/4/99 vs. Chicago (7-1 W)
MOST CONSECUTIVE GAMES SCORING A HAT TRICK — None
MOST CONSECUTIVE GAMES ALLOWING A HAT TRICK — 4, 2/9/92 thru 2/15/92; John Druce (WSH), Stephan Lebeau (MTL), Dale Hawerchuk (BUF), Jimmy Carson (DET)



ALL-TIME SHARKS REGULAR SEASON RECORDS

INDIVIDUAL

MOST POINTS, GAME — 6, Owen Nolan (3-3=6) 10/4/99 vs. Chicago (7-1 W)

MOST GOALS, GAME — 4, 2x, Tomas Hertl, 10/8/13 vs. NY Rangers (9-2 W)

MOST ASSISTS, GAME — 4 (19 times, most recent — Joe Pavelski, 3/15/11 at Dallas [6-3 W])

MOST PPG, GAME — 3, [2 times, most recent — Ryane Clowe, 1/6/07 vs. Columbus (5-2 W)]

MOST SHG, GAME — 2 (2 times, most recent — Marco Sturm, 10/14/00 vs. Boston [5-2 W])

MOST SHOTS, GAME — 12, Patrick Marleau, 3/31/11 vs. Dallas (6-0 W)

MOST PENALTIES, GAME — 8, 2X, MR Ryane Clowe, 1/27/13 vs. Vancouver (4-1 W), 35 PIM

MOST PIM, GAME — 41, Jody Shelley, 4/6/08 at Dallas (2-4 L), 7 penalties

BEST PLUS/MINUS, GAME — +6, 2 times, most recent, Dany Heatley, 10/8/09 vs. Columbus (6-3 W)

WORST PLUS/MINUS, GAME — -7, Doug Wilson, 2/10/93 at Calgary (1-13 L)

MOST POINTS, PERIOD — 4, (5 times, most recent — Joe Pavelski (2-2=4), 3/11/10 vs. Nashville (8-5 W, 3rd period)
MOST GOALS, PERIOD — 3 (6 times, most recent — Joe Pavelski (3-0=3), 2/28/14 at Philadelphia (7-3 W, 2nd period)

MOST ASSISTS, PERIOD — 4, Joe Thornton (0-4=4), 4/1/07 vs. Los Angeles (6-2 W, 2nd period)

MOST PPG, PERIOD — 3, Owen Nolan, 12/19/95 at Anaheim (7-4 W, 2nd period)

MOST SHG, PERIOD — 2, Jamie Baker, 1/6/96 at Los Angeles (5-7 L, 3rd period)

MOST SHOTS, PERIOD — 7, (2 times, most recent — Dany Heatley, 12/3/09 vs. St. Louis (2-3 LSO), 1st period

MOST PENALTIES, PERIOD — 6, Jeff Odgers, 1/26/93 at Los Angeles [1-7 L], 1st period, 37 PIM

MOST PIM, PERIOD — 37 (2 times, most recent — Marty McSorley, 3/24/97 vs. Edmonton [1-5 L], 3rd period, 5 penalties)

MOST POINTS BY OPPONENT, GAME — 7, Mario Lemieux (1-6=7), 12/5/92 vs. Pittsburgh (4-9 L)

MOST GOALS BY OPPONENT, GAME — 5, Mike Ricci, 2/17/94 vs. Quebec (2-8 L)

MOST ASSISTS BY OPPONENT, GAME — 6, Mario Lemieux, 12/5/92 vs. Pittsburgh (4-9 L)

MOST PPG BY OPPONENT, GAME — 3, (2 times, most recent, Steve Sullivan, 2/18/04 at Nashville (3-7 L)

MOST SHG BY OPPONENT, GAME — 2, Brendan Shanahan, 10/4/01 vs. Detroit (3-4 L OT)

MOST SHOTS BY OPPONENT, GAME — 14, John Tucker, 12/16/92 vs. Tampa Bay (4-5 L OT)

MOST PENALTIES BY OPPONENT, GAME — 6, (2 times, most recent — Doug Weight, 12/28/00 vs. Edmonton [2-2 T])

MOST PIM BY OPPONENT, GAME — 39, Doug Weight, 12/28/00 vs. Edmonton (2-2 T)

BEST PLUS/MINUS BY OPPONENT, GAME — +9, Theo Fleury, 2/10/93 at Calgary, (1-13 L)



Marc-Edouard Vlasic



ALL-TIME SHARKS REGULAR SEASON RECORDS

- WORST PLUS/MINUS BY OPPONENT, GAME** — -6, Ryan Suter, 3/11/10 vs. Nashville (8-5 W)
MOST POINTS BY OPPONENT, PERIOD — 4 (4 times, most recent — Patrick Sharp [0-4=4], 3/14/11 at Chicago [3-6 L], 2nd period)
MOST GOALS BY OPPONENT, PERIOD — 3 (11 times, most recent — Martin St.Louis, 1/18/14 at Tampa Bay [5-4 W], 1st period)
MOST ASSISTS BY OPPONENT, PERIOD — 4, Patrick Sharp (0-4=4), 3/14/11 at Chicago (3-6 L), 2nd period
MOST PPG BY OPPONENT, PERIOD — 2 (14 times, most recent — Justin Williams, 4/6/12 at Los Angeles [6-5 WSO], 3rd period)
MOST SHG BY OPPONENT, PERIOD — 2, Kirk Maltby, 10/10/02 vs. Detroit (3-6 L)
MOST SHOTS BY OPPONENT, PERIOD — 8, 2 times, most recent — Alexander Ovechkin, 10/15/09 at Washington (1-4 L), 1st period
MOST PENALTIES BY OPPONENT, PERIOD — 6, Doug Weight, 12/28/00 vs. Edmonton (2-2 T), 1st period
MOST PIM BY OPPONENT, PERIOD — 39, Doug Weight, 12/28/00 vs. Edmonton (2-2 T), 1st period
- MOST CONSECUTIVE GAMES, GOAL** — 6, (4 times, most recent — Owen Nolan 1/20/03 thru 1/30/03)
MOST CONSECUTIVE GAMES, ASSIST — 9, Joe Thornton [2-15=17], 11/15/09 thru 12/3/09)
MOST CONSECUTIVE GAMES, POINT — 12, (2 times, most recent — Jonathan Cheechoo (10-9=19), 12/26/05 thru 1/24/06)
MOST CONSECUTIVE GAMES PLAYED — 379, Joe Thornton - 12/2/05 thru 3/27/10
- FASTEST 2 GOALS, FOR** — :17 Brad Stuart, 4/04/04 vs. Los Angeles (4-3 W OT)
FASTEST 3 GOALS, FOR — 6:12, Joe Pavelski, 01/18/14 at Tampa Bay (5-4 W)
FASTEST 4 GOALS, FOR — 22:46, Tomas Hertl, 10/08/13 vs. NY Rangers (9-2 W)
- FASTEST 2 GOALS, AGAINST** — :14, Ryan Smyth, 10/12/06 at Edmonton (4-6 L)
FASTEST 3 GOALS, AGAINST — 2:01, Ryan Smyth, 10/12/06 at Edmonton (4-6 L)
FASTEST 4 GOALS, AGAINST — 10:48, Mike Ricci, 2/17/94 vs. Quebec (2-8 L)
FASTEST 5 GOALS, AGAINST — 40:16, Mike Ricci, 2/17/94 vs. Quebec (2-8 L)

GOALTENDERS

SHARKS

- MOST MINUTES, GAME** — 65:00 (numerous times, most recent — Antti Niemi, 1/14/14 at Washington [2-1 WSO])
FEWEST GOALS ALLOWED, GAME — 0 (122 times, most recent — Antti Niemi, 3/16/14 vs. New York Rangers [1-0 W])
MOST GOALS ALLOWED, PERIOD — 8, Jarmo Myllys, 12/17/91 at Pittsburgh (2-10 L), 2nd period
MOST SHOTS FACED, GAME — 59, Jeff Hackett, 12/26/92 vs. Los Angeles (7-2 W)
MOST SHOTS FACED, PERIOD — 25 (4 times, most recent — Antti Niemi, 12/31/13 at Anaheim [6-3 L], 2nd period)
MOST SAVES, GAME — 57, Jeff Hackett, 12/26/92 vs. Los Angeles (7-2 W)
MOST SAVES PERIOD — 24, Wade Flaherty, 3/5/96 at Colorado (5-3 W), 3rd period
FEWEST SHOTS FACED, GAME — 11, Evgeni Nabokov, 10/28/08 vs. Pittsburgh [2-1 W]
FEWEST SHOTS FACED, PERIOD — 0 (4 times, most recent — Evgeni Nabokov, 3/21/08 vs. Anaheim [2-1 W], 3rd period)
MOST PENALTIES, GAME — 3 (2 times, most recent — Steve Shields, 10/4/99 vs. Chicago [7-1 W])
MOST PIM, GAME — 17, Steve Shields, 10/4/99 vs. Chicago, 3 penalties [7-1 W]
MOST POINTS, GAME — 2, Vesa Toskala, 2/3/07 vs. Chicago (4-2 W)



Wade Flaherty



ALL-TIME SHARKS REGULAR SEASON RECORDS



Vesa Toskala

LONGEST SHUTOUT STREAK — 178:55, Alex Stalock, 1/5/14 at Chicago (3rd period) thru 1/27/14 vs. Los Angeles (2nd period)

MOST SHUTOUTS, SEASON — 8, Evgeni Nabokov, 2003-04

MOST CONSECUTIVE STARTS — 50, Evgeni Nabokov, 3/24/07 at Carolina thru 1/12/08 vs. Toronto (30-12-7)

MOST CONSECUTIVE WINS IN A SINGLE SEASON — 10, Evgeni Nabokov, 2/21/08 at Philadelphia thru 3/14/08 vs. St. Louis

LONGEST UNBEATEN STREAK — 12, (Vesa Toskala, 4/3/06 at Dallas thru 10/23/06 at Columbus [12-0-0])

LONGEST WINLESS STREAK — 19, (0-18-1) Jeff Hackett, 12/30/02 vs. Philadelphia thru 4/01/93 vs. Winnipeg

OPPONENTS

MOST MINUTES, GAME BY OPPONENT — 65:00 (Numerous times, most recent — Corey Crawford, 2/1/14 vs. Chicago [2-1 WSO])

FEWEST GOALS ALLOWED, GAME BY OPPONENT — 0 (109 times, most recent — Carter Hutton, 4/5/14 vs. Nashville [0-3 L])

MOST GOALS ALLOWED, GAME BY OPPONENT — 10, Tom Barrasso, 1/13/96 at Pittsburgh (10-8 W)

MOST GOALS ALLOWED, PERIOD BY OPPONENT — 6, Devan Dubnyk, 1/22/13 at Edmonton (6-3 W), 1st period

MOST SHOTS FACED, GAME BY OPPONENT — 57, Dan Ellis, 11/11/08 vs. Nashville (3-4 LOT)

MOST SHOTS FACED, PERIOD BY OPPONENT — 25, 3 times, most recent — Niklas Backstrom, 1/22/11 vs. Minnesota (4-3 W), 2nd period

MOST SAVES, GAME BY OPPONENT — 59, Ben Scrivens, 1/29/14 at Edmonton (0-3 L)

MOST SAVES, PERIOD BY OPPONENT — 28, Roberto Luongo, 3/18/14 vs. Florida (2-3 L), 3rd period

FEWEST SHOTS FACED BY OPPONENT, GAME — 10, Kelly Hradek, 1/11/94 vs. Los Angeles (2-2 T)

FEWEST SHOTS FACED BY OPPONENT, PERIOD — 0 (2 times, most recent — Jamie McLennan, 2/26/98 vs. St. Louis (3-1 W), 3rd period)

MOST PENALTIES, GAME BY OPPONENT — 2, (3 times, most recent) Marty Turco, 4/9/06 vs. Dallas (4-1 W)

MOST PIM, GAME BY OPPONENT — 10 (2 times, most recent — Ed Belfour, 2/11/94 vs. Chicago [4-3 W])

MOST POINTS, GAME BY OPPONENT — 3 (0-3=3), Jeff Reese, 2/10/93 at Calgary (1-13 L) &

KEY:

(& - NHL RECORD; \$ - TIES AN NHL RECORD)



SHARKS ALL-TIME ROSTER

* - on Sharks roster at beginning of 2014-15 season

SKATERS

-A-

	YEARS	POS.	NO. GP	G	A	PTS	PIM	
Ahola, Peter	1992-93	D	21	20	2	3	5	16
Acquired from Pittsburgh in exchange for future considerations, Feb. 26, 1993. Traded to Tampa Bay in exchange for Dave Capuano, June 19, 1993.								
Anderson, Perry	1991-92	LW	27	48	4	8	12	143
Signed as free agent, July 8, 1991. Released, July 23, 1992.								
Andersson, Niklas	1997-98	LW	34	5	0	0	0	2
Signed as free agent, Sept. 10, 1997. Became free agent, July 1, 1998.								
Armstrong, Riley	2008-09	RW	40	2	0	2		
Signed as free agent, Sept. 15, 2004. Became free agent, July 1, 2009.								

-B-

Baker, Jamie	1993-96, 98	C	13	187	35	27	62	139
Signed as free agent, Aug. 18, 1993. Traded to Toronto with a fifth round selection (110th overall) in the 1996 NHL Entry Draft in exchange for Todd Gill, June 14, 1996. Signed as a free agent, September 1998. Released, Oct. 18, 1998.								
Bancroft, Steve	2001-02	D	3	5	0	1	1	2
Signed as a free agent, July 10, 2001. Became free agent, July 1, 2002.								
Barber, Don	1991-92	LW	37	12	1	3	4	2
Acquired from Quebec in exchange for Murray Garbutt, March 7, 1992. Released, Jan. 15, 1993.								
Bautin, Sergei	1995-96	D	28	1	0	0	0	2
Signed as a free agent, Oct. 11, 1995. Became free agent, July 1, 1996.								
Bawa, Robin	1992-93	RW	26	42	5	0	5	47
Acquired from Vancouver in exchange for Rick Lessard, Dec. 15, 1992. Selected by Anaheim in Expansion Draft, June 24, 1993.								
Beaufait, Mark	1992-93	C	40	5	1	0	1	0
Selected seventh overall in the NHL Supplemental Draft, June 22, 1991. Became free agent, July 1, 1994.								
Berezan, Perry	1991-93	C	16	94	15	11	26	58
Signed as free agent, Oct. 10, 1991. Became free agent, June 10, 1993.								
Bernier, Steve	2005-08	RW	26/46	160	42	39	81	126
Selected in the first round (16th overall) of the 2003 NHL Entry Draft. Traded to Buffalo, along with a first round selection (26th overall) in the 2008 NHL Entry Draft in exchange for Brian Campbell and a seventh round selection (194th overall, Drew Daniels) in the 2008 NHL Entry Draft, Feb. 26, 2008.								
Bell, Mark	2006-07	LW	7	71	11	10	21	83
Acquired from Chicago in exchange for Tom Preissing and Josh Hennessy, July 10, 2006. Traded to Toronto, along with Vesa Toskala, in exchange for a first round selection (13th overall — traded to St. Louis, June 22, 2007) in the 2007 NHL Entry Draft, a second round selection (44th overall — traded to St. Louis, June 22, 2007) and a fourth round selection (98th overall traded to Nashville, June 21, 2008) in the 2009 NHL Entry Draft, June 22, 2007.								
Blake, Rob	2008-10	D	4	143	17	58	75	170
Signed as free agent, July 3, 2008. Retired, June 18, 2010.								
Bodger, Doug	1995-97	D	5/3	164	9	40	49	146
Acquired from Buffalo in exchange for Vaclav Varada, rights to Martin Spahnel, Philadelphia's fourth round selection (106th overall) in the 1996 Entry Draft and Philadelphia's first round selection in the 1996 NHL Entry Draft (24th overall) (all previously acquired from Philadelphia in exchange for Pat Falloon), Nov. 16, 1995. Traded to New Jersey with Dody Wood in exchange for John MacLean and Ken Sutton, Dec. 7, 1997.								
Boyes, Brad	2003-04	C	24	1	0	0	0	2
Acquired from Toronto along with Alyn McCauley and a first round selection (21st overall) in the 2003 NHL Entry Draft in exchange for Owen Nolan, March 5, 2003. 21st overall selection in 2003, along with a fourth round selection (compensatory pick for Theoren Fleury) later traded to Boston in exchange for a first round selection (16th overall, Steve Bernier) in the 2003 NHL Entry Draft, June 21, 2003. Boyes traded to Boston in exchange for D Jeff Jillson, March 9, 2003. Jillson was immediately shipped to Buffalo, along with a ninth round								



SHARKS ALL-TIME ROSTER

	YEARS	POS.	NO.	GP	G	A	PTS	PIM
	selection in the 2005 NHL Entry Draft, in exchange for Curtis Brown and Andy Delmore. Delmore was traded to Boston to complete the transaction.							
Boyle, Dan	2008-14	D	22	431	68	201	269	305
	Acquired from Tampa Bay along with Brad Lukowich in exchange for Matt Carle, Ty Wishart, a first round selection in the 2009 NHL Entry Draft (25th overall) and a fourth round (118th overall) selection in the 2010 NHL Entry Draft, July 4, 2008. Traded to the New York Islanders in exchange for a fifth round selection in the 2015 NHL Draft on June 5, 2014.							
Bozek, Steve	1991-92	LW/C	14	58	8	8	6	27
	Signed as free agent, Aug. 9, 1991. Released, July 23, 1992.							
Bradley, Matt	2000-03	RW	28/44	121	12	17	29	99
	Selected in the fourth round (102nd overall) of the 1996 NHL Entry Draft. Traded to Pittsburgh in exchange for Wayne Primeau, March 11, 2003.							
Braun, Justin*	2010-14	D	61	217	8	38	46	51
	Selected in the seventh round (201st overall) of the 2007 NHL Entry Draft.							
Brennan, Richard	1997-98	D	7	11	1	2	3	2
	Signed as free agent, July 9, 1997. Traded to New York Rangers in exchange for Jason Muzzatti, March 24, 1998.							
Brown, Curtis	2003-04, 06-08	C	37	123	15	18	33	72
	Acquired from Buffalo along with Andy Delmore in exchange for D Jeff Jillson and a ninth round selection in the 2005 NHL Entry Draft, March 9, 2003. Jillson acquired previously from Boston in exchange for C Brad Boyes. Delmore was sent to Boston from San Jose to complete the transaction. Became a free agent, July 1, 2004. Signed as free agent, July 3, 2006. Became a free agent, July 1, 2008.							
Brown, Dave	1995-96	RW	21	37	3	1	4	46
	Signed as free agent, Aug. 10, 1995. Retired, June 18, 1996.							
Brown, Mike	2013-14	RW	18	48	2	3	5	75
	Acquired from Edmonton in exchange for a fourth round selection in the 2014 NHL Draft (Zach Nagelvoort) on Oct. 21, 2013.							
Bruce, David	1991-94	LW/RW	15	79	24	19	43	79
	Acquired from St. Louis in Expansion Draft, May 30, 1991. Released, Aug. 30, 1994.							
Burish, Adam*	2012-14	RW	37	61	1	2	3	31
	Signed as free agent, July 1, 2012.							
Burns, Brent*	2011-14	RW/D	88	180	42	63	105	88
	Acquired from Minnesota along with a second round selection (37th overall, later traded to Tampa Bay on Feb. 16, 2011 in exchange for Dominic Moore and a seventh round selection in the 2012 NHL Draft) in the 2012 NHL Draft in exchange for Devin Setoguchi, Charlie Coyle and a first round selection (28th overall, Zack Phillips) in the 2011 NHL Entry Draft on June 24, 2011.							
Burr, Shawn	1997-99	LW	7/28	60	6	7	13	79
	Acquired from Tampa Bay in exchange for a fifth round selection (108th overall) in the 1997 NHL Entry Draft, June 21, 1997. Traded along with Bill Houlder, Andrei Zyuzin and Stephen Guolla to Tampa Bay in exchange for Niklas Sundstrom and a third round selection (74th overall) in the 2000 NHL Entry Draft, Aug. 4, 1999. 74th overall selection later traded to Chicago, along with an additional second round selection in 2000 (49th overall) in exchange for a second round selection in 2000 (41st overall, Tero Maatta), June 24, 2000.							
Butsayev, Viacheslav	1993-95	C	9	18	2	2	4	10
	Acquired from Philadelphia in exchange for Rob Zettler, Feb. 1, 1994. Became free agent, July 1, 1995.							



Curtis Brown



SHARKS ALL-TIME ROSTER

	YEARS	POS.	NO.	GP	G	A	PTS	PIM
Byakin, Ilya	1994-95	D	3	13	0	5	5	14
	Signed as free agent, Sept. 4, 1994. Became free agent, July 1, 1995.							
Byers, Lyndon	1992-93	RW	22	18	4	1	5	122
	Signed to a tryout contract, Nov. 5, 1992. Placed on waivers for purpose of unconditional release, Feb. 19, 1993.							

-C-

Callahan, Joe	2009-10	D	47	1	0	1	1	0
	Signed as free agent, July 16, 2009. Became free agent, July 1, 2010.							
Caloun, Jan	1995-99	RW	91/43	13	8	3	11	0
	Selected in fourth round (75th overall) of the 1992 NHL Entry Draft. Traded to Columbus along with a ninth round selection (278th overall) in the 2000 NHL Entry Draft in exchange for future considerations (protection of Evgeni Nabokov in the 2000 NHL Expansion Draft), June 12, 2000.							
Campbell, Brian	2007-08	D	51	20	3	16	19	8
	Acquired from Buffalo, along with a seventh round selection (194th overall, Drew Daniels) in the 2008 NHL Entry Draft, in exchange for Steve Bernier and a first round selection (26th overall) in the 2008 NHL Entry Draft, Feb. 26, 2008. Became a free agent, July 1, 2008.							
Capuano, Dave	1993-94	C	27	4	0	1	1	0
	Acquired from Tampa Bay in exchange for Peter Ahola, June 19, 1993. Traded to Boston in exchange for future considerations, Nov. 5, 1993.							
Carkner, Matt	2005-06	D	43	1	0	1	1	2
	Signed as free agent, June 7, 2001. Became free agent, July 1, 2006.							
Carle, Matthew	2005-08	D	18/25	151	16	47	63	70
	Selected in the second round (47th overall) in the 2003 NHL Entry Draft. Traded with Ty Wishart, San Jose's first round selection (25th overall) in the 2009 NHL Entry Draft and San Jose's fourth round selection (118th overall) in the 2010 NHL Entry Draft in exchange for Dan Boyle and Brad Lukowich, July 4, 2008.							
Carter, John	1991-93	LW	20	59	7	9	16	81
	Signed as free agent, Aug. 22, 1991. Became free agent, July 1, 1993.							
Cavanagh, Tom	2007-09	C	47	18	1	2	3	4
	Selected in the sixth round (182nd overall) of the 2001 NHL Entry Draft. Became free agent, July 1, 2009.							
Cheechoo, Jonathan	2002-09	RW	14	440	165	126	291	304
	Selected in the second round (29th overall) of the 1998 NHL Entry Draft. Traded to Ottawa, along with Milan Michalek and a second round selection (58th overall) in the 2010 NHL Entry Draft, in exchange for Dany Heatley and a fifth round selection (136th overall, Isaac MacLeod) in the 2010 NHL Entry Draft, Sept. 12, 2009.							
Clowe, Ryane	2005-13	LW	29	423	101	170	271	567
	Selected in the sixth round (175th overall) of the 2001 NHL Entry Draft. Traded to N.Y. Rangers in exchange for a second round selection (49th overall, Gabriel Boudreau) in the 2013 NHL Draft, a third round selection (traded to Phoenix in exchange for Raffi Torres, April 3, 2013) in the 2013 NHL Draft and a fifth round selection (149th overall, Rourke Chartier) in the 2014 NHL Draft, April 2, 2013.							
Colman, Mike	1991-93	D	34	15	0	1	1	32
	Signed as free agent, Sept. 3, 1991. Deceased, April 5, 1994.							
Corriveau, Yvon	1992-93	LW	21/11	20	3	7	10	0
	Acquired from Washington in NHL Waiver Draft, Oct. 4, 1992. Traded to Hartford as the future considerations in Oct. 9, 1992 trade for Michel Picard, Jan. 21, 1993.							
Courtenay, Ed	1991-93	RW	39	44	7	13	20	10
	Acquired from Minnesota in Dispersal Draft, May 30, 1991. Released, Aug. 30, 1994.							
Couture, Logan*	2009-14	C	39	297	112	109	221	87
	Selected in first round (9th overall) of the 2007 NHL Entry Draft.							
Coxe, Craig	1991-92	LW	21	10	2	0	2	19
	Acquired from Vancouver in Expansion Draft, May 30, 1991. Became free agent, Sept. 21, 1992.							
Craig, Mike	1998-99, 01-02	RW	26/25	3	0	0	0	2
	Signed as free agent, July 13, 1998. Became free agent, July 1, 2000. Signed as free agent, Sept. 5, 2001. Became free agent, July 1, 2002.							
Craigwell, Dale	1991-94	C	33	98	11	18	29	28
	Selected in 10th round (199th overall) of 1991 NHL Entry Draft. Became free agent, July 1, 1995.							





Ulf Dahlen

SHARKS ALL-TIME ROSTER

	YEARS	POS.	NO.	GP	G	A	PTS	PIM
--	-------	------	-----	----	---	---	-----	-----

Craven, Murray	1997-00	LW/C	32/22	129	16	29	45	47
Acquired from Chicago in exchange for Petri Varis and a sixth round selection (158th overall) in the 1998 NHL Entry Draft. Contact bought out, Jan. 20, 2000.								

Cronin, Shawn	1993-95	D	44	63	0	4	4	137
Acquired from Philadelphia in exchange for future considerations, Aug. 5, 1993. Released, Aug. 1, 1995.								

-D-								
-----	--	--	--	--	--	--	--	--

Dahlen, Ulf	1993-97	RW	22	161	41	52	93	46
Acquired with a seventh round selection (167th overall, Brad Mehalko) in the 1995 NHL Entry Draft from Dallas in exchange for Mike Lalor and Doug Zmolek, March 19, 1994. Traded with Michal Sykora and Chris Terreri to Chicago in exchange for Ed Belfour, Jan. 25, 1997.								

Damphousse, Vincent	1998-04	C	25	385	92	197	289	316
Acquired from Montreal in exchange for a fifth round selection (145th overall, previously acquired from Phoenix on June 27, 1998) in the 1999 NHL Entry Draft, a first round selection (16th overall) in the 2000 NHL Entry Draft and a second round selection (53rd overall) in the 2001 NHL Entry Draft, March 23, 1999. Became free agent, July 1, 2004.								

Darche, Mathieu	2006-07	RW	49	2	0	0	0	0
Signed as free agent, July 10, 2006. Became free agent, July 1, 2007.								

Davison, Rob	2002-08	D	5/38	176	2	12	14	238
Selected in the fourth round (98th overall) of the 1998 NHL Entry Draft. Traded to the New York Islanders in exchange for a seventh round selection (186th overall, Jason Demers) in the 2008 NHL Entry Draft, Feb. 26, 2008. Signed as free agent, July 10, 2013. Became a free agent on July 1, 2014.								

Demers, Jason*	2009-14	D	5/60	280	16	79	95	111
Selected in seventh round (186th overall) of the 2008 NHL Entry Draft.								

DePalma, Larry	1991-93	LW	8	20	2	6	8	41
Signed as free agent, Aug. 30, 1991. Became free agent, July 1, 1993.								

Desjardins, Andrew*	2010-14	C	10/69	216	10	30	40	198
Signed as free agent, June 26, 2010.								

Dimitrakos, Niko	2002-04	RW	23	134	19	34	53	83
Selected in the fifth round (155th overall) of the 1999 NHL Entry Draft. Traded to Philadelphia on March 9, 2006 in exchange for a third round selection (85th overall) in the 2006 NHL Entry Draft. Pick was later traded to Columbus on June 24, 2006, along with a fourth round selection in 2006 (113th overall) and the Sharks second round selection [53rd overall] in the 2007 NHL Entry Draft) in exchange for a second round selection in the 2006 NHL Entry Draft (36th overall, Jamie McGinn).								



SHARKS ALL-TIME ROSTER

	YEARS	POS.	NO.	GP	G	A	PTS	PIM
Dallas, Bobby	2000-01	D	2	16	1	1	2	14
	Signed as a free agent, Nov. 4, 2001. Traded along with Johan Hedberg to Pittsburgh in exchange for Jeff Norton, March 12, 2001.							
Donovan, Shean	1994-97	RW	42	181	25	17	42	109
	Selected in second round (28th overall) of 1993 NHL Entry Draft. Traded with a first round selection (12th overall) in the 1998 NHL Entry Draft to Colorado in exchange for Mike Ricci and a second round selection (50th overall) in the 1998 NHL Entry Draft, Nov. 21, 1997. 50th overall selection in 1998 later traded to Buffalo along with Kay Whitmore in exchange for Steve Shields and a fourth round selection (104th overall, Miroslav Zalesak) in the 1998 NHL Entry Draft, June 18, 1998.							
Duchesne, Gaetan	1993-95	LW	11	117	14	25	39	44
	Acquired from Dallas in exchange for sixth round selection (132nd overall, Petri Varis — later traded back to San Jose for Dean Evason on June 26, 1993) in the 1993 NHL Entry Draft, June 20, 1993. Traded to Florida in exchange for a sixth round selection (140th, Timo Hakanen) in the 1995 NHL Entry Draft, April 7, 1995.							

-E-

Eager, Ben	2010-11	LW	55	34	4	3	7	43
	Acquired from Atlanta in exchange for a fifth round selection (148th overall) in the 2011 NHL Entry Draft, Jan. 18, 2011. Became free agent, July 1, 2011.							
Ehrhoff, Christian	2003-09	D	10/44	341	25	107	132	244
	Selected in fourth round (108th overall) of the 2001 NHL Entry Draft. Traded to Vancouver, along with D Brad Lukowich, in exchange for D Daniel Rahimi and C Patrick White, Aug. 28, 2009.							
Ekman, Nils	2003-06	LW	28	159	43	69	112	88
	Acquired from N.Y. Rangers in exchange for Chad Wiseman, Aug. 12, 2003. Traded to Pittsburgh along with Patrick Enechneer for a second round selection (41st overall) in the 2007 NHL Entry Draft, July 20, 2006. 41st overall pick, along with a second round selection in 2008, later traded to Washington in exchange for a first round selection in 2007 (28th overall, Nick Petrecki), June 22, 2007.							
Elik, Todd	1993-95	C	27	97	32	51	83	107
	Acquired via waivers from Edmonton, Oct. 26, 1993. Traded to St. Louis in exchange for Kevin Miller, March 26, 1995.							
Emmons, Gary	1993-94	C	9	3	1	0	1	0
	Signed as a free agent, Oct. 18, 1993. Released, Nov. 1, 1993.							
Errey, Bob	1993-95, 96-97	LW	12/22	107	17	36	43	173
	Signed as free agent, Aug. 17, 1993. Traded to Detroit in exchange for a fifth round selection (130th overall, Michal Bros) in the 1995 NHL Entry Draft, Feb. 27, 1995. Claimed via waivers from Detroit, Feb. 8, 1997. Became free agent, July 1, 1997.							
Evans, Kevin	1991-92	LW	44	5	0	1	1	25
	Acquired from Minnesota in Dispersal Draft, May 30, 1991. Became free agent, July 1, 1992.							
Evason, Dean	1991-93	C	12/8158	23 34	57231			
	Acquired from Hartford in exchange for Dan Kecmer, Oct. 2, 1991. Traded to Dallas in exchange for a sixth round pick (132nd overall, Petri Varis) in the 1993 NHL Entry Draft, June 26, 1993.							
Ewen, Todd	1996-98	RW	36	51	0	2	2	162
	Signed as free agent, July 25, 1996. Became free agent, July 1, 1998.							

-F-

Fahey, Jim	2002-06	D	21	79	1	23	24	65
	Selected in the eighth round (212th overall) of the 1998 NHL Entry Draft. Traded to New Jersey along with Alexander Korolyuk for a first round selection (26th overall) in the 2007 NHL Entry Draft and the rights to Vladimir Malakhov, Oct. 1, 2006. 26th overall pick later traded to St. Louis along with Ville Nieminen and Jay Barriball in exchange for RW Bill Guerin, Feb. 27, 2007.							
Falloon, Pat	1991-96	RW	17	258	76	86	162	75
	Selected in first round (2nd overall) of the 1991 NHL Entry Draft. Traded to Philadelphia in exchange for rights to prospect Martin Spahnel, Philadelphia's fourth round selection (106th overall) in 1996 Entry Draft and Philadelphia's first round selection (24th overall) in the 1996 NHL Entry Draft (all of which were traded immediately to Buffalo for Doug Bodger), Nov. 16, 1995.							



SHARKS ALL-TIME ROSTER



Pat Falloon

	YEARS	POS.	NO.	GP	G	A	PTS	PIM
Fenton, Paul	1991-92	LW	22	60	11	4	15	33
	Acquired from Hartford in exchange for Mike McHugh, Oct. 18, 1991. Released, July 23, 1992.							
Ferriero, Benn	2009-12	RW	78	92	14	8	22	25
	Signed as free agent, Sept. 1, 2009. Became free agent, July 1, 2012.							
Fibiger, Jesse	2002-03	D	53	16	0	0	0	2
	Signed as free agent, Aug. 15, 2001. Became free agent, July 1, 2004.							
Fraser, Iain	1996-97	C	28	2	0	0	0	2
	Signed as free agent, Aug. 26, 1996. Became free agent, July 1, 1997.							
Friesen, Jeff	1994-01	LW/C	19/39	512	149	201	350	316
	Selected in first round (11th overall) of 1994 NHL Entry Draft. Traded to Anaheim, along with Steve Shields and a second round selection (36th overall) in the 2003 NHL Entry Draft in exchange for Teemu Selanne, March 5, 2001.							

-G-

Gaetz, Link	1991-93	D	23	48	6	6	12	326
	Acquired from Minnesota in Dispersal Draft, May 30, 1991. Traded to Edmonton in exchange for a 10th round selection (240th overall, Tomas Pisa) in the 1994 Entry Draft, Sept. 10, 1993.							
Galiardi, TJ	2012-13	C	21/37	50	6	9	15	20
	Acquired from the Colorado Avalanche along with Daniel Winnik and a seventh round selection (207th overall, previously acquired from Anaheim, Emil Galimov) in the 2013 NHL Entry Draft in exchange for Jamie McGinn, Mike Connolly and Michael Sgarbossa, Feb. 27, 2012. Traded to Calgary in exchange for fourth round selection in the 2015 NHL Draft, ? July 2, 2013.							
Garpenlov, Johan	1991-95	LW	10	184	46	86	132	90
	Acquired from Detroit in exchange for Bob McGill and an eighth round selection (189th overall) in the 1992 NHL Entry Draft, March 10, 1992. Traded to Florida in exchange for fifth round selection in the 1998 NHL Entry Draft (117th overall, traded to Florida in exchange for Dave Lowry, Nov. 14, 1997), March 3, 1995.							
Gaudreau, Rob	1992-95	RW	37	143	38	40	78	46
	Acquired from Minnesota in Dispersal Draft, May 30, 1991. Selected by Ottawa in Waiver Draft, Jan. 18, 1995.							
Gill, Todd	1996-98	D	23	143	8	34	42	45
	Acquired from Toronto in exchange for Jamie Baker and a fifth round draft selection (110th overall) in the 1996 NHL Entry Draft, June 14, 1996. Traded to St. Louis in exchange for Joe Murphy and cash considerations, March 24, 1998.							
Goc, Marcel	2005-09	C	11/57	265	20	34	54	76
	Selected in the first round (20th overall) in the 2001 NHL Entry Draft. Became free agent, July 1, 2009.							



SHARKS ALL-TIME ROSTER


	YEARS	POS.	NO.	GP	G	A	PTS	PIM
Gomez, Scott	2012-13	C	23	39	2	13	15	22
	Signed as free agent, Jan. 23, 2013. Became free agent, July 5, 2013.							
Gorges, Josh	2005-07	D	6	96	1	9	10	57
	Signed as free agent on Sept. 20, 2002. Traded to Montreal along with a first round selection (22nd overall) in the 2007 NHL Entry Draft for Craig Rivet and a fifth round selection (146th overall, Julien Demers) in the 2008 NHL Entry Draft, Feb. 25, 2007.							
Granato, Tony	1996-01	RW/LW	21	279	57	42	99	387
	Signed as free agent, Aug. 15, 1996. Retired, Sept. 10, 2001.							
Graves, Adam	2001-03	LW	9	163	26	23	49	83
	Acquired from N.Y. Rangers, along with Rich Pilon and future considerations, in exchange for Mikael Samuelsson and Christian Gosselin and a seventh round draft selection (226th overall) in the 2002 NHL Entry Draft, June 24, 2001. Became free agent, July 1, 2003.							
Grier, Mike	2006-09	RW	25	221	35	43	78	92
	Signed as a free agent, July 3, 2006. Became free agent, July 1, 2009.							
Guerin, Bill	2006-07	RW	13	16	8	1	9	14
	Acquired from St. Louis in exchange for Ville Nieminen, Jay Barriball and a first round selection (26th overall) in the 2007 NHL Entry Draft, Feb. 27, 2007. Became free agent, July 1, 2007.							
Guolla, Steve	1996-99	LW/C	36/17	64	16	11	27	20
	Signed as free agent, Aug. 26, 1996. Traded along with Bill Houlder, Andrei Zyuzin and Shawn Burr to Tampa Bay in exchange for Niklas Sundstrom and a third round selection (74th overall) in the 2000 NHL Entry Draft, Aug. 4, 1999. 74th overall selection in 2000 later traded to Chicago, along with an additional second round selection in 2000 (49th overall) in exchange for a second round selection in 2000 (41st overall, Tero Maatta), June 24, 2000.							

-H-

Hamilton, Freddie	2013-14	C	75	11	0	0	0	2
	Selected in fifth round (129th overall) of the 2010 NHL Draft.							
Hammond, Ken	1991-92	D	6	46	5	10	15	82
	Signed as free agent, Aug. 9, 1991. Traded to Vancouver for eighth round selection in the 1992 NHL Entry Draft (189th overall, traded to Detroit along with Bob McGill in exchange for Johan Garpenlov, March 10, 1992), March 9, 1992.							
Handzus, Michal	2011-13	C	26	95	8	18	26	30
	Signed as a free agent, July 1, 2011. Traded to Chicago in exchange for a fourth round selection (111th overall) in the 2013 NHL Draft. 111th overall selection in the 2013 NHL Draft later traded to Chicago along with a fifth round selection in the 2014 NHL Draft in exchange for a fourth round selection (117th overall, Fredrik Bergvik) and a fifth round selection (151st overall, Gage Ausmus) in the 2013 NHL Draft.							
Hannan, Scott*	1998-07, 12-14	D	27/22/43/6		568	28	111	139 386
	Selected in the first round (23rd overall) of the 1997 NHL Entry Draft. Became free agent, July 1, 2007. Acquired from Nashville in exchange for a sixth round selection (171st overall) in the 2013 NHL Draft.							
Harvey, Todd	1999-04	RW/C	13/9	301	34	49	83	335
	Acquired from N.Y. Rangers, along with a fourth round selection (107th overall, Dimitri Patzold) in the 2001 NHL Entry Draft in exchange for Radek Dvorak (previously acquired from Florida in exchange for Mike Vernon and a third round selection (82nd overall) in the 2000 NHL Entry Draft), Dec. 30, 1999. Became free agent, July 1, 2004.							
Havlat, Marty	2011-14	RW	9	79	15	30	45	52
	Acquired from Minnesota in exchange for Dany Heatley, July 3, 2011. Bought out of contract on June 28, 2014.							
Hayes, Eriah*	2013-14	RW	76	15	1	0	1	2
	Signed as a free agent, April 5, 2013.							
Hawgood, Greg	1996-97	D	4	63	6	12	18	69
	Signed as free agent, Sept. 7, 1996. Became free agent, July 1, 1997.							
Heatley, Dany	2009-11	RW	15	162	65	81	146	110
	Acquired from Ottawa, along with a fifth round selection (136th overall, Isaac MacLeod) in the 2010 NHL Entry Draft in exchange for Jonathan Cheechoo, Milan Michalek and a second round selection (58th overall) in the 2010 NHL Entry Draft, Sept. 12, 2009. Traded to Minnesota in exchange for Martin Havlat, July 3, 2011.							



SHARKS ALL-TIME ROSTER



Tomas Hertl

	YEARS	POS.	NO.	GP	G	A	PTS	PIM
Heins, Shawn	1997-03	D	23	81	3	7	10	105
	Signed as free agent, Jan. 5, 1998. Traded to Pittsburgh in exchange for a fifth round selection (139th overall, Patrick Echelechner) in the 2003 NHL Entry Draft, Feb. 9, 2003.							
Helminen, Dwight	2009-10	RW	36	4	1	0	1	0
	Signed as free agent, July 16, 2009. Became free agent, July 1, 2010.							
Hertl, Tomas*	2013-14	C	48	37	15	10	25	4
	Selected in first round (17th overall) of the 2012 NHL Draft.							
Hicks, Alex	1998-99	LW	6	4	0	1	1	4
	Signed as free agent, Sept. 12, 1998. Traded to Florida with a fifth round selection (140th overall) in the 1999 NHL Entry Draft in exchange for Jeff Norton, Nov. 11, 1998.							
Hrkac, Tony	1991-92	C	10	22	2	10	12	4
	Acquired from Quebec for Greg Paslawski, May 30, 1991. Traded to Chicago for a conditional choice in 1993 Entry Draft (sixth round, 154th overall, Fredrik Oduya), Feb. 7, 1992.							
Houlder, Bill	1997-99	D	2	158	16	48	64	88
	Signed as free agent, July 9, 1997. Traded along with Andre Zyuzin, Stephen Guolla and Shawn Burr to Tampa Bay in exchange for Niklas Sundstrom and a third round selection (74th overall) in the 2000 NHL Entry Draft on Aug. 4, 1999. 74th overall selection in 2000 was later traded to Chicago, along with an additional second round selection in 2000 [49th overall] in exchange for a second round selection in 2000 [41st overall, Tero Maatta], June 24, 2000.							
Hunter, Tim	1996-97	RW	19	46	0	4	4	135
	Signed as free agent, July 25, 1996. Retired, July 1, 1997.							
Huskins, Kent	2009-11	D	40	132	5	27	32	59
	Acquired from Anaheim along with Travis Moen in exchange for Nick Bonino, Timo Pielmeier and a fourth round selection (108th overall) in the 2012 NHL Entry Draft, March 4, 2009. Became free agent, July 1, 2011.							
Hyvonen, Hannes	2001-02	RW	50	6	0	0	0	0
	Selected by San Jose in the ninth round (257th overall) of the 1999 NHL Entry Draft. Traded to Florida in exchange for a seventh round selection (201st overall, Jonathan Tremblay) in the 2003 NHL Entry Draft, July 16, 2002.							



SHARKS ALL-TIME ROSTER

	YEARS	POS.	NO.	GP	G	A	PTS	PIM
-I-J-								
Iafrate, Al	1996-98	D	43	59	8	16	24	119
	Acquired from Boston for Jeff Odgers and a fifth round selection in the 1996 NHL Entry Draft (132nd overall, previously acquired from Pittsburgh in exchange for Kevin Miller, March 20, 1996), June 21, 1996. Selected by Nashville in Expansion Draft, June 26, 1998.							
Iggulden, Mike	2007-08	C	46	1	0	0	0	0
	Signed as a free agent, Jan. 16, 2006. Became free agent, July 1, 2008.							
Irwin, Matt*	2012-14	D	52	100	8	23	31	45
	Signed as a free agent, March 23, 2010.							
Jakopin, John	2002-03	D	4	12	0	0	0	11
	Signed as a free agent, Sept. 5, 2002. Became free agent, July 1, 2003.							
Janney, Craig	1994-96	C	15	98	18	64	82	36
	Acquired from St. Louis in exchange for Jeff Norton and a third round selection (55th overall) in the 1997 NHL Entry Draft, March 6, 1995. Traded to Winnipeg in exchange for Darren Turcotte and a second round selection (31st overall) in the 1996 NHL Entry Draft, March 18, 1996. 31st overall selection in 1996 later traded to Chicago, along with an additional 1996 second round selection (46th overall, previously acquired from Detroit on March 16, 1996) in exchange for a 1996 first round selection (21st overall, Marco Sturm), June 22, 1996.							
Jillson, Jeff	2001-03	D	5	74	5	19	24	38
	Selected by San Jose in the first round (14th overall) 1999 NHL Entry Draft. Traded to Boston along with Jeff Hackett in exchange for Kyle McLaren and a fourth round selection (126th overall, Torrey Mitchell) in the 2004 NHL Entry Draft, Jan. 23, 2003. Hackett previously acquired from Montreal in exchange for Niklas Sundstrom and a third round selection (95th overall) in the 2004 NHL Entry Draft.							
Joslin, Derek	2008-11	D	65	53	1	6	7	26
	Selected by San Jose in the fifth round (149th overall) of the 2005 NHL Entry Draft. Traded to Carolina in exchange for future considerations, Feb. 18, 2011.							
-K-								
Kaspar, Lukas	2007-09	LW	43	16	2	2	4	8
	Selected in the first round (22nd overall) of the 2004 NHL Entry Draft. Became free agent, July 1, 2009.							
Kearns, Bracken	2012-14	C	38	26	3	2	5	6
	Signed as free agent, July 2, 2012. Became free agent, July 1, 2014.							
Kennedy, Tim	2013-14	RW	81	67	4	13	17	34
	Acquired from Pittsburgh in exchange for a second round selection in the 2013 NHL Draft (50th overall) on June 30, 2013							
Kisio, Kelly	1991-93	C	11	126	37	78	115	144
	Acquired from Minnesota in exchange for Shane Churla, June 3, 1991. Became free agent, July 1, 1993.							
Kolstad, Dean	1991-93	D	29	10	0	2	2	12
	Acquired from Minnesota in Dispersal Draft, May 30, 1991. Became free agent, July 1, 1993.							
Korolyuk, Alexander	1997-06	LW/RW	94/27/15/48	296	62	80	142	140
	Selected in sixth round (141st overall) of the 1994 NHL Entry Draft. Selected in sixth round (141st overall) of the 1994 NHL Entry Draft. Traded to New Jersey, along with Jim Fahey, in exchange for Vladimir Malakhov and a first round selection (26th overall, later traded to St. Louis) in the 2007 NHL Entry Draft, Oct. 1, 2006.							
Kozlov, Viktor	1994-97	C/LW	25/47	174	29	40	69	50
	Selected in first round (sixth overall) of the 1993 NHL Entry Draft. Traded to Florida in exchange for a first round selection in the 1998 NHL Entry Draft, Nov. 14, 1997. Tampa Bay later acquired the right to swap 1998 first round picks with San Jose, along with Andrei Zyuzin, in exchange for Bryan Marchment and David Shaw on March 24, 1998. Florida won the 1998 NHL Lottery and the first round draft selection acquired by San Jose from Florida became first overall, which Tampa swapped with San Jose for the second overall pick in 1998. San Jose then traded the 1998 second overall pick to Nashville, along with a 1998 third round selection (85th overall [previously acquired from New Jersey, in exchange for Vlastimil Kroupa, Aug. 22, 1997]) in exchange for the 1998 third overall selection (Brad Stuart) and a second round selection (29th overall, Jonathan Cheechoo) in the 1998 NHL Entry Draft, June 27, 1998.							
Kraft, Ryan	2002-03	C	41	7	0	1	1	0
	Selected in the eighth round (194th overall) of the 1995 NHL Entry Draft. Became free agent, July 1, 1998. Signed as free agent, Aug. 11, 2000. Became free agent, July 1, 2003.							



SHARKS ALL-TIME ROSTER

	YEARS	POS.	NO.	GP	G	A	PTS	PIM
Kravets, Mikhail	1991-93	RW	7/40	2	0	0	0	0
	Selected in 12th round (243rd overall) of 1991 NHL Entry Draft. Became free agent, July 1, 1994.							
Kroupa, Vlastimil	1993-97	D	44/26	103	4	18	22	66
	Selected in second round (45th overall) of 1993 NHL Entry Draft. Traded to New Jersey in exchange for a third round selection (85th overall) in the 1998 NHL Entry Draft, Aug. 22, 1997. 85th overall selection in 1998 later traded to Nashville, along with a first round selection in the 1998 NHL Entry Draft (second overall), in exchange for a first round selection in the 1998 NHL Entry Draft (third overall, Brad Stuart) and a second round selection in the 1998 NHL Entry Draft (29th overall, Jonathan Cheechoo), June 27, 1998.							
Kruse, Paul	2000-01	LW	29	1	0	0	0	5
	Signed as free agent, Sept. 10, 2000. Became free agent, July 1, 2001.							
Kyte, Jim	1994-96	D	2	75	3	12	15	179
	Signed as free agent, March 30, 1995. Became free agent, July 1, 1996.							
-L-								
Lalor, Mike	1993-94	D	5/18	23	0	2	2	8
	Signed as free agent, Aug. 16, 1993. Traded to Dallas with Doug Zmolek in exchange for Ulf Dahlen, March 19, 1994.							
Langfeld, Josh	2005-06	RW	24	39	2	9	11	16
	Signed as a free agent, Sept. 12, 2005. Claimed on waivers by Boston, Jan. 31, 2006.							
Lappin, Peter	1991-92	RW	26	1	0	0	0	0
	Acquired from Minnesota in Dispersal Draft, May 30, 1991. Became free agent, Sept. 1, 1992.							
Larionov, Igor	1993-95	C	7	97	23	59	82	54
	Acquired from Vancouver in 1992 NHL Waiver Draft. Traded to Detroit in exchange for Ray Sheppard, Oct. 24, 1995.							
Lawton, Brian	1991-93	C	9	80	17	30	47	54
	Signed as free agent, Aug. 9, 1991. Traded to New Jersey in exchange for future considerations, Jan. 26, 1993.							
Leach, Jay	2009-11	D	28	28	1	1	2	20
	Claimed off waivers from Montreal, Dec. 1, 2009. Traded to New Jersey along with Steven Zalewski in exchange for Patrick Davis and Mike Swift, Feb. 9, 2011.							
Lemieux, Claude	2008-09	RW	32	18	0	1	1	21
	Signed as free agent, Dec. 28, 2008. Retired, July 8, 2009.							
Lessard, Rick	1991-93	D	13	8	0	2	2	16
	Acquired from Calgary in Expansion Draft, May 30, 1991. Traded to Vancouver for Robin Bawa, Dec. 15, 1992.							
LiPuma, Chris	1996-97	D	26	8	0	0	0	22
	Signed as free agent, Aug. 26, 1996. Became free agent, July 1, 1997.							
Lindsay, Bill	2000-01	LW	12	16	0	4	4	29
	Acquired from Calgary in exchange for an eighth round selection in the 2001 NHL Entry Draft (233rd overall, previously acquired from Minnesota along with future considerations [protection of Evgeni Nabokov in the 2000 NHL Expansion Draft] in exchange for Andy Sutton, a seventh round selection [214th overall] in the 2000 NHL Entry Draft and a third round selection [85th overall] in the 2001 NHL Entry Draft on June 12, 2000), March 6, 2001. Became free agent, July 1, 2001.							
Lowry, Dave	1997-00	LW	26/15	143	11	17	28	93
	Acquired from Florida in exchange for fifth round selection in the 1998 NHL Entry Draft (117th overall, previously acquired from Florida in exchange for Johan Garpenlov, March 3, 1995), Nov. 13, 1997. Became free agent, July 1, 2000.							
Loyns, Lynn	2002-04	LW/C	26	21	3	0	3	19
	Signed as free agent, Oct. 3, 2001. Traded to Calgary in exchange for a fifth round selection (152nd overall, traded to Florida on June 27, 2004) in the 2004 NHL Entry Draft and future considerations, Jan. 9, 2004.							
Lukowich, Brad	2008-09	D	37	58	0	8	8	12
	Acquired from Tampa Bay along with Dan Boyle in exchange for Matt Carle, Ty Wishart, a first round selection in the 2009 NHL Entry Draft (26th overall) and a fourth round selection (118th overall) in the 2010 NHL Entry Draft on July 4, 2008. Traded to Vancouver, along with D Christian Ehrhoff, in exchange for D Daniel Rahimi and C Patrick White, Aug. 28, 2009.							





Igor Larionov

SHARKS ALL-TIME ROSTER

	YEARS	POS.	NO.	GP	G	A	PTS	PIM
-M-								
MacLean, John	1997-98	RW	15	51	13	19	32	28
	Acquired with Ken Sutton from New Jersey in exchange for Doug Bodger and Dody Wood, Dec. 7, 1997. Became free agent, July 1, 1998.							
MacLeod, Pat	1991-93	D	38	50	5	12	17	14
	Acquired from Minnesota in Dispersal Draft, May 30, 1991. Became free agent, July 1, 1993.							
Makarov, Sergei	1993-95	RW	24	123	40	52	92	118
	Acquired from Hartford as future considerations of June 26, 1993 trade, Aug. 6, 1993. Removed from NHL roster, Sept. 30, 1995.							
Maley, David	1992-94	LW	25	62	1	6	7	156
	Claimed off waivers from Edmonton, Jan. 1, 1993. Traded to N.Y. Islanders in exchange for future considerations, Jan. 24, 1994.							
Malhotra, Manny	2009-10	C	27	71	14	19	33	41
	Signed as free agent, Sept. 23, 2009. Became free agent, July 1, 2010.							
Marchment, Bryan	1997-03	D	27	334	15	53	66	706
	Acquired with David Shaw in exchange for Andrei Nazarov and Tampa Bay's option to swap first round picks in the 1998 NHL Entry Draft, March 24, 1998. Traded to Colorado in exchange for third (97th overall) and fifth round (163rd overall) selections in the 2003 NHL Entry Draft, March 8, 2003. 97th overall selection in 2003 traded to Calgary, along with a fifth round selection (143rd overall) and a sixth round selection (173rd overall) in the 2003 NHL Entry Draft in exchange for a second round selection (47th overall, Matthew Carle) in the 2003 NHL Entry Draft on June 21, 2003. 163rd overall selection in 2003 NHL Entry Draft traded back to Colorado in exchange for Scott Parker, June 21, 2003.							
Marleau, Patrick	1997-14	LW/C	12/14	1247	437	494	931	409
	Selected in first round (second overall) of the 1997 NHL Entry Draft.							
Marshall, Jason	2003-04	D	6	12	0	2	2	8
	Acquired from Minnesota in exchange for fifth round selection (161st overall) in 2004 NHL Entry Draft, March 3, 2004. Became free agent, July 1, 2004.							
Mashinter, Brandon	2010-12	LW	72	13	0	0	0	17
	Signed as a free agent, March 3, 2009. Traded to the NY Rangers in exchange for Tommy Grant and a sixth-round selection (179th overall, later traded to Chicago along with the 20th overall selection in exchange for the 27th selection, Nikolay Goldobin, and the 62nd selection, which was traded to Nashville in exchange for the 72nd selection, Alex Schoenborn, and the 102nd selection, Alexis Vanier) on June 28, 2014.							
Matteau, Stephane	1997-02	RW/LW	32/37	345	55	64	119	241
	Acquired from St. Louis in exchange for Darren Turcotte, July 25, 1997. Became free agent, July 1, 2002.							
Mayers, Jamal	2010-11	RW	10	78	3	11	14	124
	Signed as free agent, Aug. 4, 2010. Became free agent, July 1, 2011.							



SHARKS ALL-TIME ROSTER

	YEARS	POS.	NO.	GP	G	A	PTS	PIM
McCarthy, John	2009-14	LW	43	87	3	3	6	22
	Selected in the seventh round (202nd overall) of the 2006 NHL Entry Draft. Became free agent, July 1, 2014.							
McCauley, Alyn	2002-06	C/LW	10	174	35	48	83	62
	Acquired from Toronto along with Brad Boyes and a first round selection (21st overall) in the 2003 NHL Entry Draft in exchange for Owen Nolan, March 5, 2003. 21st overall selection in 2003 later traded to Boston, along with a second round selection (66th overall) and a fourth round selection (107th overall) in the 2003 NHL Entry Draft in exchange for a first round selection (16th overall, Steve Bernier) in the 2003 NHL Entry Draft, June 21, 2003. Became a free agent, July 1, 2006.							
McDonough, Hubie	1992-93	C	27	30	6	2	8	6
	Acquired from N.Y. Islanders in exchange for cash considerations, Aug. 31, 1992. Became free agent, June 10, 1993.							
McGill, Bob	1991-92	D	25	62	3	1	4	70
	Acquired from Chicago in Expansion Draft, May 30, 1991. Traded to Detroit, along with an eighth round draft selection (189th overall) in the 1992 NHL Entry Draft in exchange for Johan Garpenlov, March 10, 1992.							
McGillis, Dan	2002-03	D	3	37	3	13	16	30
	Acquired from Philadelphia in exchange for Marcus Ragnarsson, Dec. 6, 2001. Traded to Boston in exchange for a second round selection (50th overall) in the 2003 NHL Entry Draft, March 11, 2003. 50th overall selection in 2003 later traded to the N.Y. Rangers, along with a third round selection in the 2003 NHL Entry Draft (75th overall), in exchange for a second round selection (43rd overall, Joshua Hennessy) in the 2003 NHL Entry Draft, June 21, 2003.							
McGinn, Jamie	2008-12	LW	64	204	27	22	49	99
	Selected in second round (36th overall) of the 2006 NHL Entry Draft. Traded to Colorado along with Mike Connolly and Michael Sgarbossa in exchange for Daniel Winnik, TJ Galiardi and a seventh round selection (207th overall, Emil Galimov) in the 2013 NHL Entry Draft, Feb. 27, 2012.							
McHugh, Mike	1991-92	LW	22	8	1	0	1	14
	Acquired from Minnesota in Dispersal Draft, May 30, 1991. Traded to Hartford in exchange for Paul Fenton, Oct. 18, 1991.							
McLaren, Frazer	2009-13	LW	68/38	40	1	5	6	85
	Selected in the seventh round (203rd overall) of the 2007 NHL Entry Draft. Claimed by Toronto via waivers, Jan. 31, 2013.							
McLaren, Kyle	2002-08	D	4	302	12	71	83	301
	Acquired from Boston along with a fourth round selection (126th overall, Torrey Mitchell) in the 2004 NHL Entry Draft in exchange for Jeff Jillson and Jeff Hackett, Jan. 23, 2003. Hackett was previously acquired from Montreal on Jan. 23, 2003 in exchange for Niklas Sundstrom and a third round selection (95th overall) in the 2004 NHL Entry Draft. Became free agent, July 1, 2009.							
McLean, Jeff	1993-94	C	43	6	1	0	1	0
	Selected by San Jose in 1991 Supplemental Draft (first overall). Became free agent, July 1, 1994.							
McSorley, Marty	1996-98	D	33	113	6	22	28	326
	Acquired from N.Y. Rangers in exchange for Jayson More, Brian Swanson and a fourth round selection in the 1997 NHL Entry Draft (82nd overall), Aug. 20, 1996. Became free agent, July 1, 1998.							
Michalek, Milan	2003-09	LW	9	317	91	123	214	184
	Selected in first round (sixth overall) of the 2003 NHL Entry Draft. Traded to Ottawa, along with RW Jonathan Cheechoo and a second round selection (58th overall) in the 2010 NHL Entry draft, in exchange for LW Dany Heatley and a fifth round selection (136th overall, Isaac MacLeod) in the 2010 NHL Entry Draft, Sept. 12, 2009.							
Miller, Kevin	1994-96	RW/LW	8/12	89	28	27	55	54
	Acquired from St. Louis in exchange for Todd Elik, March 23, 1995. Traded to Pittsburgh in exchange for a fifth round selection in the 1996 NHL Entry Draft (132nd overall, traded to Boston with Jeff Odgers in exchange for Al Iafrate on June 21, 1996), March 20, 1996.							
Miller, Kip	1993-94	C	20	11	2	2	4	6
	Signed as free agent, Aug. 10, 1993. Became free agent July 1, 1994.							
Mitchell, Torrey	2007-12	C	17	280	30	43	73	152
	Selected by San Jose in the fourth round (126th overall) of the 2004 NHL Entry Draft. Became free agent, July 1, 2012.							





Kyle McLaren

SHARKS ALL-TIME ROSTER

	YEARS	POS.	NO.	GP	G	A	PTS	PIM
Moen, Travis	2008-09	LW	24	19	3	2	5	14
	Acquired from Anaheim along with Kent Huskins in exchange for Nick Bonino, Timo Pielmeier and a fourth round selection (108th overall) in the 2012 NHL Draft, March 4, 2009. Became free agent, July 1, 2009.							
Montgomery, Jim	2000-01	C	26	28	1	6	7	19
	Signed as free agent, Aug. 14, 2000. Became free agent, July 1, 2001.							
Moore, Dominic	2012	C	18	23	0	6	6	6
	Acquired from Tampa Bay along with a seventh round selection (191st overall) in the 2012 NHL Draft in exchange for a second round selection (37th overall, previously acquired from Minnesota), Feb. 16, 2012. 191st selection later traded with a fourth round selection (111th overall) in 2013 to Chicago in exchange for a fourth round selection (109th overall, Christophe Lalancette) in the 2012 NHL Draft. Became free agent, July 1, 2012.							
Moore, Mike	2010-12	D	55	6	1	0	1	7
	Signed as free agent, April 8, 2010. Became free agent, July 1, 2012.							
More, Jay	1991-96	D	4	287	12	38	50	545
	Acquired from Montreal in Expansion Draft, May 30, 1991. Traded with Brian Swanson and a fourth round selection (82nd overall) in the 1997 NHL Entry Draft to N.Y. Rangers for Marty McSorley, Aug. 20, 1996.							
Morris, Jon	1992-93	C	9	13	0	3	3	6
	Claimed via waivers from New Jersey, March 13, 1993. Traded to Boston in exchange for future considerations, Oct. 29, 1993.							
Mullen, Brian	1991-92	LW	19	72	18	28	46	66
	Acquired from N.Y. Rangers in exchange for Tim Kerr, May 30, 1991. Traded to N.Y. Islanders in exchange for rights to Marcus Thuresson, Aug. 24, 1992.							
Murphy, Joe	1997-99	RW	17	86	30	27	57	87
	Acquired with cash considerations from St. Louis in exchange for Todd Gill, March 24, 1998. Became free agent, July 1, 1999.							
Murray, Andrew	2011-12	LW	28	39	1	3	4	4
	Signed as a free agent, July 19, 2011. Traded with a seventh round selection in the 2014 NHL Draft to Detroit in exchange for Brad Stuart, June 10, 2012.							
Murray, Douglas	2005-13	D	3/41	451	6	53	59	361
	Selected in the eighth round (241st overall) in the 1999 NHL Entry Draft. Traded to Pittsburgh in exchange for a second-round selection (58th overall, later traded along with the 20th selection to Detroit in exchange for the 18th selection, Mirco Mueller, on June 30, 2013) in the 2013 NHL Draft and a second-round selection (46th overall, Julius Bergman) in the 2014 NHL Draft on March 25, 2013.							
Myhres, Brantt	1998-00	RW	33	43	1	1	2	213
	Signed as free agent, Sept. 11, 1998. Became free agent, July 1, 2000.							



SHARKS ALL-TIME ROSTER

YEARS	POS.	NO.	GP	G	A	PTS	PIM
-N-O-							

Nazarov, Andrei	1993-98	LW	62/23	169	23	28	51	490
Selected in first round (10th overall) of the 1992 NHL Entry Draft. Traded to Tampa Bay with the option to swap first round selections with San Jose in the 1998 NHL Entry Draft in exchange for Bryan Marchment and David Shaw, March 24, 1998.								
Nichol, Scott	2009-11	C	21	135	8	18	26	122
Signed as free agent, July 15, 2009. Became free agent, July 1, 2011.								
Nicholls, Bernie	1996-98	C	9	135	18	57	75	93
Signed as free agent, July 30, 1996. Retired, Nov. 22, 1998.								
Nieminen, Ville	2005-07	LW	15	52	4	5	9	24
Acquired from New York Rangers in exchange for a third round selection (83rd overall) in the 2006 NHL Entry Draft, March 8, 2006. Traded to St. Louis along with Jay Barriball and a first round selection (26th overall) in the 2007 NHL Entry Draft in exchange for Bill Guerin, Feb. 27, 2007.								
Nieto, Matt*	2013-14	LW	83	66	10	14	24	16
Selected in second round (47th overall) of the 2011 NHL Draft.								
Nolan, Owen	1995-03	RW	11	568	206	245	451	934
Acquired from Colorado in exchange for Sandis Ozolinsh, Oct. 26, 1995. Traded to Toronto in exchange for Alyn McCauley, Brad Boyes and a first round selection (21st overall) in the 2003 NHL Entry Draft, March 5, 2003. 21st overall selection in 2003 later traded to Boston, along with a second round selection (66th overall) and a fourth round selection (107th overall) in the 2003 NHL Entry Draft in exchange for a first round selection (16th overall, Steve Bernier) in the 2003 NHL Entry Draft, June 21, 2003.								
Norton, Jeff	1993-95, 98-00, 00-01	D	5/8	225	12	81	91	74
Acquired from N.Y. Islanders in exchange for a third round selection (63rd overall) in the 1994 NHL Entry Draft, June 20, 1993. Traded to St. Louis along with a third round selection (55th overall) in the 1997 NHL Entry Draft in exchange for Craig Janney, March 6, 1995. Acquired from Florida in exchange for Alex Hicks and a fifth round selection (140th overall) in the 1999 NHL Entry Draft, Nov. 11, 1998. Became free agent, July 1, 2000. Acquired from Pittsburgh in exchange for Bobby Dollas and Johan Hedberg, March 12, 2001. Became free agent, July 1, 2001.								
Odgers, Jeff	1991-96	RW	36	334	48	34	82	1001
Signed as free agent, Sept. 3, 1991. Traded to Boston with a fifth round selection in the 1996 NHL Entry Draft (132nd overall, previously acquired from Pittsburgh in exchange for Kevin Miller, March 20, 1996) in exchange for Al Iafate, June 21, 1996.								
Ortmeyer, Jed	2009-10	RW	41	76	8	11	19	37
Signed as free agent, July 16, 2009. Became free agent, July 1, 2010.								
Otevre, Jaroslav	1992-94	LW	50/42	16	3	4	7	2
Selected in seventh round (133rd overall) of the 1991 NHL Entry Draft. Became a free agent, July 1, 1994.								
Ozolinsh, Sandis	1992-95, 07-08	D	24/6	212	46	86	132	122
Selected in second round (30th overall) of the 1991 NHL Entry Draft. Traded to Colorado in exchange for Owen Nolan, Oct. 26, 1995. Signed as a free agent, Nov. 2, 2007. Became free agent, July 1, 2008.								

-P-							
-----	--	--	--	--	--	--	--

Parker, Scott	2003-07	RW	27	71	2	3	5	161
Acquired from Colorado in exchange for a fifth round selection (163rd overall) in 2003 NHL Entry Draft, June 21, 2003. Traded to Colorado in exchange for a sixth round selection (170th overall) in the 2008 NHL Entry Draft, Feb. 27, 2007. 170th selection in 2008 later traded back to Colorado, along with fourth (113th) and fifth (143rd) selections in the 2007 NHL Entry Draft in exchange for a third round selection (91st, Tyson Sexsmith) in the 2007 NHL Entry Draft, June 23, 2007.								
Pavelich, Mark	1991-92	C	16	2	0	1	1	4
Signed as free agent, Aug. 9, 1991. Released, Oct. 8, 1991.								
Pavelski, Joe*	2006-14	C	8/53	561	191	224	415	215
Selected in the seventh round (205th overall) of the 2003 NHL Entry Draft.								
Pederson, Mark	1992-93	LW	18	27	7	3	10	22
Acquired from Philadelphia in exchange for Dave Snuggard, Dec. 19, 1992. Released, Aug. 10, 1993.								





Tom Preissing

SHARKS ALL-TIME ROSTER

	YEARS	POS.	NO.	GP	G	A	PTS	PIM
Pederson, Tom	1991-96	D	41	225	19	47	66	133
	Acquired from Minnesota in Dispersal Draft, May 30, 1991. Became free agent, July 1, 1996.							
Pelech, Matt	2012-14	RW	42	8	1	0	1	29
	Signed as free agent, July 6, 2011. Became free agent, July 1, 2014.							
Peltonen, Ville	1995-97	LW	37	59	4	14	18	14
	Selected in third round (58th overall) of 1993 NHL Entry Draft. Traded to Nashville in exchange for a fifth round selection in the 1998 NHL Entry Draft (116th overall), June 26, 1998. 116th overall selection in 1998 later traded to Phoenix for a fifth round selection (145th overall) in the 1999 NHL Entry Draft, June 27, 1998. 145th overall selection in 1999 later traded to Montreal on March 23, 1999 as part of Vincent Damphousse deal.							
Petrecki, Nick	2012-13	D	54	1	0	0	0	0
	Selected in the first round (28th overall) of the 2007 NHL Entry Draft. Became free agent, July 1, 2014.							
Picard, Michel	1992-93	LW	44	25	4	0	4	24
	Acquired from Hartford in exchange for future considerations, Oct. 9, 1992. Became free agent, July 1, 1993.							
Plihal, Tomas	2006-09	LW	39	89	7	9	16	26
	Selected in the fifth round (140th overall) of the 2001 NHL Entry Draft. Became free agent, July 1, 2009.							
Potomski, Barry	1997-98	LW	24	9	0	1	1	30
	Signed as free agent, Aug. 15, 1997. Became free agent, July 1, 1998.							
Presley, Wayne	1991-92	RW	7	47	8	14	22	76
	Acquired from Chicago in exchange for third round selection (54th overall) in the 1993 NHL Entry Draft, Sept. 20, 1991. Traded to Buffalo in exchange for Dave Snuggerud, March 9, 1992.							
Primeau, Wayne	2002-06	C	15	100	15	24	39	107
	Acquired from Pittsburgh in exchange for Matt Bradley, March 11, 2003. Traded to Boston along with Brad Stuart and Marco Sturm in exchange for Joe Thornton, Nov. 30, 2005.							
Preissing, Tom	2003-06	D	42	143	13	49	62	38
	Signed as a free agent, April 4, 2003. Traded to Chicago along with Josh Hennessy in exchange for Mark Bell, July 10, 2006.							



SHARKS ALL-TIME ROSTER

YEARS	POS.	NO.	GP	G	A	PTS	PIM
-------	------	-----	----	---	---	-----	-----

-Q-

Quintin, J.F.	1991-93	LW	28	22	5	510	4
---------------	---------	----	----	----	---	-----	---

Acquired from Minnesota in Dispersal Draft, May 30, 1991. Became free agent, June 10, 1993.

-R-S-

Racine, Yves	1995-96	D	34	32	1	16	17	28
Claimed off waivers from Montreal, Jan. 23, 1996. Traded to Calgary for future considerations, Dec. 18, 1996.								
Ragnarsson, Marcus	1995-03	D	10/33	519	28	125	153	392
Selected by San Jose in the fifth round (99th overall) of 1992 NHL Entry Draft. Traded to Philadelphia in exchange for Dan McGillis, Dec. 6, 2003.								
Rathje, Mike	1993-04	D	2/40	671	27	128	155	439
Selected by San Jose in first round (third overall) of the 1992 NHL Entry Draft. Became free agent, Aug. 1, 2005.								
Ricci, Mike	1997-04	C	18	529	101	162	263	355
Acquired from Colorado, along with a second round selection (50th overall) in the 1998 NHL Entry Draft in exchange for Shean Donovan and a first round selection (12th overall) in the 1998 NHL Entry Draft, Nov. 21, 1997. 50th overall selection in 1998 later traded to Buffalo, along with Kay Whitmore in exchange for Steve Shields and a fourth round selection (104th overall, Miroslav Zalesak), June 18, 1998. Became free agent, July 1, 2004.								
Rissmiller, Patrick	2003-08	C	34	180	18	27	45	60
Signed as a free agent, June 30, 2003. Became free agent, July 1, 2008.								
Rivet, Craig	2006-08	D	52	91	6	37	43	116
Acquired from Montreal along with a fifth round selection (146th overall, Julien Demers) in the 2008 NHL Entry Draft in exchange for Josh Gorges and the Sharks first round selection (22nd overall) in the 2007 NHL Entry Draft, Feb. 25, 2007. Traded to Buffalo along with a seventh round selection (208th overall) in the 2010 NHL Entry Draft in exchange for second round selections in the 2009 (43rd overall, William Wrenn) and 2010 (53rd overall, later traded to Carolina for Niclas Wallin, Feb. 7, 2010) NHL Entry Drafts, July 4, 2008.								
Roenick, Jeremy	2007-09	C	27	69	14	19	33	26
Signed as a free agent, Sept. 4, 2007. Retired, Aug. 6, 2009.								
Rouse, Bob	1998-00	D	3	96	0	12	12	63
Signed as free agent, July 13, 1998. Contract bought out, Jan. 5, 2000.								
Samuelsson, Mikael	2000-01	RW	28	4	0	0	0	0
Selected by San Jose in the fifth round (145th overall) in the 1998 NHL Entry Draft. Traded to N.Y. Rangers with Christian Gosselin and a seventh round selection (226th) in the 2002 NHL Entry Draft in exchange for Adam Graves, Rich Pilon and future considerations, June 24, 2001.								
Scremin, Claudio	1991-93	D	45	17	0	1	1	29
Signed as free agent, Sept. 3, 1991. Became free agent, July 1, 1993.								
Selanne, Teemu	2000-03	RW/LW	8	176	64	67	131	70
Acquired from Anaheim in exchange for Jeff Friesen, Steve Shields and a second round selection (36th overall) in the 2003 NHL Entry Draft, March 5, 2001. Became free agent, July 1, 2003.								
Semenov, Alexei	2007-09	D/F	21	69	2	10	12	93
Signed as a free agent, July 27, 2007. Became free agent, July 1, 2009.								
Setoguchi, Devin	2007-11	RW	16	267	84	75	159	89
Selected in the first round (eighth overall) in the 2005 NHL Entry Draft. Traded to Minnesota along with Charlie Coyle and a first round selection (28th overall) in the 2011 NHL Entry Draft in exchange for Brent Burns and a second round selection (37th overall) in the 2012 NHL Entry Draft, June 24, 2011. 37th selection in 2012 later traded to Tampa Bay in exchange for Dominic Moore and a seventh round selection (191st overall, later traded to Chicago) in the 2012 NHL Draft, Feb. 16, 2012.								
Shelley, Jody	2007-10	LW	45	137	3	11	14	285
Acquired from Columbus in exchange for a sixth round selection (177th overall) in the 2009 NHL Entry Draft. Traded to the New York Rangers in exchange for a sixth round selection (166th overall, Daniil Sobchenko) in the 2011 NHL Entry Draft, Feb. 12, 2010.								



SHARKS ALL-TIME ROSTER

	YEARS	POS.	NO.	GP	G	A	PTS	PIM
Sheppard, James*	2012-14	C/LW	15	99	5	19	24	47
	Acquired from Minnesota in exchange for a third round selection (81st overall, Kurtis Gabriel) in the 2013 NHL Draft.							
Sheppard, Ray	1995-96	RW	26	51	27	19	46	10
	Acquired from Detroit in exchange for Igor Larionov, Oct. 24, 1995. Traded to Florida along with a fourth round selection (82nd overall) in the 1996 NHL Entry Draft in exchange for a second round selection (46th overall) and a fourth round selection (102nd overall, Matt Bradley) in the 1996 NHL Entry Draft, March 16, 1996. The 46th overall selection in 1996 was later traded to Chicago, along with an additional second round selection (31st overall, previously acquired from Winnipeg in a March 18, 1996 trade) in exchange for a first round selection in the 1996 NHL Entry Draft (21st overall, Marco Sturm), June 22, 1996.							
Skalde, Jarrod	1997-99	C	8	38	5	7	12	18
	Signed as free agent, Aug. 13, 1997. Claimed off waivers by Chicago, Jan. 8, 1998. Claimed off waivers from Chicago, Jan. 22, 1998. Claimed off waivers by Dallas, Jan. 17, 1998. Claimed off waivers from Chicago, March 6, 1998. Became a free agent, July 1, 2000.							
Skriko, Petri	1992-93	C	26	17	4	3	7	6
	Signed as free agent, Aug. 27, 1992. Placed on waivers for purposes of unconditional release, Nov. 30, 1992.							
Smith, Mark	2000-07	C	16	323	22	44	66	398
	Selected by San Jose in the ninth round (219th overall) in the 1997 NHL Entry Draft. Became a free agent, July 1, 2007.							
Snuggerud, Dave	1991-93	LW	18	36	4	6	10	18
	Acquired from Buffalo in exchange for Wayne Presley, March 9, 1992. Traded to Philadelphia in exchange for Mark Pederson, Dec. 19, 1992.							
Staubitz, Brad	2008-10	RW	59	82	4	5	9	186
	Signed as free agent, Sept. 19, 2005. Traded to Minnesota in exchange for a fifth round selection (129th overall, Freddie Hamilton) in the 2010 NHL Entry Draft, June 21, 2010.							
Stern, Ron	1998-00	RW	22	145	11	14	25	309
	Signed as free agent, Aug. 25, 1998. Retired, Sept. 22, 2000.							
Stevenson, Grant	2005-06	RW	37/55	47	10	12	22	14
	Signed as free agent, April 18, 2003. Became free agent, July 1, 2007.							
Stuart, Brad	1999-06, 12-14	D	7	486	39	131	170	281
	Selected by San Jose in the first round (third overall) of the 1998 NHL Entry Draft. Traded to Boston along with Wayne Primeau and Marco Sturm in exchange for Joe Thornton, Nov. 30, 2005. Acquired by San Jose from Detroit in exchange for Andrew Murray and a seventh round selection (202nd overall) in the 2014 NHL Draft, June 10, 2012. Traded to Colorado in exchange for a 2016 second round selection and 2017 sixth round selection on July 1, 2014.							
Sturm, Marco	1997-06	LW/C	19	553	128	145	273	242
	Selected by San Jose in the first round (21st overall) of the 1996 NHL Entry Draft. Traded to Boston along with Wayne Primeau and Brad Stuart in exchange for Joe Thornton, Nov. 30, 2005.							
Sullivan, Mike	1991-93	C	47	171	16	21	37	49
	Signed as free agent, Aug. 9, 1991. Claimed by Calgary via waivers, Jan. 6, 1994.							
Sundstrom, Niklas	1999-03	RW	24	281	33	104	137	122
	Acquired from Tampa Bay along with a third round selection (74th overall) in the 2000 NHL Entry Draft, in exchange for Andrei Zyuzin, Bill Houlder, Steve Guolla and Shawn Burr, Aug. 4, 1999. 74th overall selection in 2000 was later traded to Chicago, along with an additional second round selection in 2000 (49th overall) in exchange for a second round selection in 2000 (41st overall, Tero Maatta), June 24, 2000. Traded to Montreal along with a third round selection (95th overall) in the 2004 NHL Entry Draft in exchange for Jeff Hackett, Jan. 23, 2003. Hackett immediately traded to Boston along with Jeff Jillson in exchange for Kyle McLaren and a fourth round selection (126th overall, Torrey Mitchell) in the 2004 NHL Entry Draft.							
Suter, Gary	1998-02	D	20	227	22	79	101	193
	Acquired rights from Chicago on June 27, 1998 in exchange for a ninth round selection (240th overall) in the 1998 NHL Entry Draft. Signed as a free agent, July 1, 1998. Retired, Sept. 10, 2002.							
Sutter, Ron	1996-00	C	12	272	15	26	41	161
	Signed as free agent, Oct. 12, 1996. Became a free agent, July 1, 2000.							
Sutton, Andy	1998-00	D	42	71	1	4	5	145
	Signed as free agent, March 20, 1998. Traded to Minnesota along with a seventh round selection (214th overall) in the 2000 NHL Entry Draft and a third round selection (85th							



SHARKS ALL-TIME ROSTER

YEARS POS. NO. GP G A PTS PIM

overall) in the 2001 NHL Entry Draft in exchange for an eighth round selection in the 2001 NHL Entry Draft (233rd overall, traded to Calgary in exchange for Bill Lindsay on March 6, 2001) and future considerations (protection of Evgeni Nabokov in the 2000 NHL Expansion Draft), June 12, 2000.

Sutton, Ken **1997-98** **D** **5** **8** **0** **0** **0** **15**
Acquired with John MacLean from New Jersey in exchange for Doug Bodger and Dody Wood, Dec. 7, 1997. Traded to New Jersey in exchange for a fifth round selection (155th overall, Niko Dimitrakos) in the 1999 NHL Entry Draft, Aug. 26, 1998.

Sykora, Michal **1993-97** **D** **38** **152** **7** **29** **36** **137**
Selected by San Jose in the sixth round (123rd overall) of the 1992 NHL Entry Draft. Traded to Chicago with Ulf Dahlen and Chris Terreri in exchange for Ed Belfour, Jan. 25, 1997.

-T-

Tancill, Chris **1994-97** **RW/LW** **18** **96** **14** **27** **41** **38**
Signed as free agent, Aug. 31, 1994. Became a free agent, July 1, 1997.

Tennyson, Matt* **2012-13** **D** **80** **4** **0** **2** **2** **2**
Signed as free agent, March 29, 2012.

Thornton, Joe* **2005-14** **C** **19** **675** **173** **567** **740** **404**
Acquired from Boston in exchange for Wayne Primeau, Brad Stuart and Marco Sturm, Nov. 30, 2005.

Thornton, Scott **2000-06** **LW** **17** **342** **77** **70** **147** **439**
Signed as free agent, July 1, 2000. Became a free agent, July 1, 2006.

Torres, Raffi* **2012-14** **LW** **13** **16** **5** **6** **11** **11**
Acquired from Phoenix in exchange for a third round selection (62nd overall, previously acquired from N.Y. Rangers) in the 2013 NHL Draft, April 3, 2013.

Turcotte, Darren **1995-97** **C** **9/8/47** **74** **22** **26** **48** **20**
Acquired from Winnipeg with a second round selection (31st overall) in the 1996 NHL Entry Draft in exchange for Craig Janney, March 18, 1996. The 31st overall selection in 1996 was later traded to Chicago, along with an additional 1996 second round selection (46th overall, previously acquired from Detroit on March 16, 1996) in exchange for a first round selection (21st overall, Marco Sturm), June 22, 1996. Traded to St. Louis in exchange for Stephane Matteau, July 25, 1997.

-U-V-W-

Vandermeer, Jim **2011-12** **D** **2** **25** **1** **3** **4** **33**
Signed as free agent, July 1, 2011. Became free agent, July 1, 2012.

Vesce, Ryan **2008-10** **RW** **53** **19** **3** **2** **5** **4**
Signed as free agent, Aug. 12, 2008. Became a free agent, July 1, 2010.

Vlasic, Marc-Edouard* **2006-14** **D** **44** **600** **30** **134** **164** **242**
Selected in the second round (35th overall) of the 2005 NHL Entry Draft.

Wallin, Niclas **2010-11** **D** **7** **97** **3** **7** **10** **69**
Acquired from Carolina along with a fifth round selection (127th overall, Cody Ferriero) in the 2010 NHL Entry Draft in exchange for a second round selection (53rd overall, previously acquired from Buffalo) in the 2010 NHL Entry Draft, Feb. 7, 2010. Became free agent, July 1, 2011.

Wellwood, Kyle **2010-11** **C/RW** **20** **35** **5** **8** **13** **0**
Claimed off waivers from St. Louis, Jan. 18, 2011. Became free agent, July 1, 2011.

White, Colin **2011-12** **D** **5** **54** **1** **3** **4** **21**
Signed as free agent, Aug. 3, 2011. Became free agent, July 1, 2012.

White, Ian **2010-11** **D** **9** **23** **2** **8** **10** **8**
Acquired from Carolina in exchange for a second round selection (47th overall) in the 2012 NHL Entry Draft, Feb. 18, 2011. Became free agent, July 1, 2011.

Whitney, Ray **1991-97** **LW/C** **14/43** **200** **48** **73** **121** **52**
Selected in second round (23rd overall) of the 1991 NHL Entry Draft. Contract bought out, Aug. 21, 1997.

Widmer, Jason **1996-97** **D** **5** **2** **0** **1** **1** **0**
Signed as free agent, Aug. 26, 1996. Became free agent, July 1, 1998.

Wilkinson, Neil **1991-93** **D** **5/45** **119** **5** **22** **27** **203**
Acquired from Minnesota in Dispersal Draft, May 30, 1991. Traded to Chicago as future considerations in June 18, 1993 trade for Jimmy Waite, July 9, 1993.





Ray Whitney

SHARKS ALL-TIME ROSTER

	YEARS	POS.	NO.	GP	G	A	PTS	PIM
Williams, David	1991-93	D	3/41	96	4	36	40	89
	Signed as free agent, Aug. 9, 1991. Selected by Anaheim in Expansion Draft, June 24, 1993.							
Wilson, Doug	1991-93	D	24	86	12	36	48	66
	Acquired from Chicago in exchange for Kerry Toporowski and a second round selection (27th overall) in the 1992 NHL Entry Draft, Sept. 6, 1991. Retired, Sept. 10, 1993.							
Winchester, Brad	2011-12	LW	10	67	6	4	10	88
	Signed as free agent, Oct. 3, 2011. Became free agent, July 1, 2012.							
Wingels, Tommy*	2010-14	C/RW	57	157	24	36	60	79
	Selected in sixth round (177th overall) of the 2008 NHL Entry Draft.							
Winnik, Daniel	2012	LW	34	21	3	2	5	10
	Acquired along with TJ Galiardi and a seventh round selection (207th overall, Emil Galimov) in the 2013 NHL Entry Draft in exchange for Jamie McGinn, Mike Connolly and Michael Sgarbossa, Feb. 27, 2012. Became free agent, July 1, 2012.							
Wiseman, Chad	2002-03	LW	49	4	0	0	0	4
	Selected in the eighth round (246th overall) of the 2000 NHL Entry Draft. Traded to the N.Y. Rangers in exchange for Nils Ekman, Aug. 12, 2003.							
Wood, Dody	1992-98	LW/C	16/45	106	8	10	18	471
	Selected in the third round (45th overall) of the 1991 NHL Entry Draft. Traded with Doug Bodger to New Jersey in exchange for John MacLean and Ken Sutton, Dec. 7, 1997.							

-X-Y-Z-

Yegorov, Alexei	1995-99	C	48	11	3	3	6	2
	Selected in third round (66th overall) of 1994 NHL Entry Draft. Selected by Atlanta in the 1999 Expansion Draft.							
Zalesak, Miroslav	2002-04	RW	32/46	12	1	2	3	0
	Selected in the fourth round (104th overall) in the 1998 NHL Entry Draft. Became free agent, Aug. 1, 2005.							



SHARKS ALL-TIME ROSTER

	YEARS	POS.	NO.	GP	G	A	PTS	PIM
Zalewski, Steven	2009-11	C	48	3	0	0	0	0
	Selected in the fifth round (153rd overall) of the 2004 NHL Entry Draft. Traded to New Jersey along with Jay Leach in exchange for Patrick Davis and Mike Swift, Feb. 9, 2011.							
Zettler, Rob	1991-94	D	2	196	1	18	19	314
	Acquired from Minnesota in Dispersal Draft, May 30, 1991. Traded to Philadelphia in exchange for Vyacheslav Butsayev, Feb. 1, 1994.							
Zmolek, Doug	1992-94	D	19	152	5	14	19	351
	Acquired from Minnesota in Dispersal Draft, May 30, 1991. Traded with Mike Lalor to Dallas in exchange for Ulf Dahlen, March 19, 1994.							
Zyuzin, Andrei	1997-99	D	4/20	81	9	8	17	104
	Selected in the first round (second overall) of the 1996 NHL Entry Draft. Traded along with Shawn Burr, Bill Houlder and Stephen Guolla to Tampa Bay in exchange for Niklas Sundstrom and a third round selection (74th overall) in the 2000 NHL Entry Draft, Aug. 4, 1999. 74th overall selection later traded to Chicago, along with an additional second round selection in 2000 (49th overall), in exchange for a second round selection in 2000 (41st overall, Tero Maatta), June 24, 2000.							



Rob Zettler



SHARKS ALL-TIME GOALTENDER ROSTER

GOALTENDERS

	YEARS	NO	GP	MINS	GA	W-L-O/T	SO	GAA
Belfour, Ed	1996-97	20/30	13	757	43	3-9-0	1	3.41
	Acquired from Chicago in exchange for Ulf Dahlen, Michal Sykora and Chris Terreri, Jan. 25, 1997. Became a free agent, July 1, 1997.							
Boucher, Brian	2008-09	33	27	1529	54	15-7-4	3	2.12
	Signed as a free agent, Feb. 26, 2008. Became free agent, July 1, 2009.							
Flaherty, Wade	1991-97	31/35	53	2586	185	10-26-2	1	4.29
	Signed as free agent, Sept. 3, 1991. Became free agent, July 1, 1997.							
Gauthier, Sean	1998-99	30	1	3	0	0-0-0	0	0.00
	Signed as a free agent, July 22, 1998. Became free agent, July 1, 1999.							
Greiss, Thomas	2007-13	1	44	2262	95	17-16-3	1	2.52
	Selected in the third round (94th overall) of the 2004 NHL Entry Draft. Became free agent, July 5, 2013.							
Hackett, Jeff	1991-93	30	78	4314	324	13-57-2	0	4.51
	Acquired from N.Y. Islanders in Expansion Draft, May 30, 1991. Traded to Chicago in exchange for a third round selection (66th overall, Alexei Yegorov) in the 1994 NHL Entry Draft, July 13, 1993.							
Hayward, Brian	1991-93	1	25	1235	111	3-18-1	0	5.39
	Acquired from Minnesota in Dispersal Draft, May 30, 1991. Became free agent, June 10, 1993.							
Hrudey, Kelly	1996-98	32	76	3564	202	20-40-7	1	3.04
	Signed as free agent, July 18, 1996. Retired, July 30, 1998.							
Irbe, Arturs	1991-96	32	183	10286	595	57-91-26	8	3.47
	Acquired from Minnesota in Dispersal Draft, May 30, 1991. Became free agent, July 1, 1996.							
Kiprusoff, Miikka	2000-04	37/34	47	2390	113	14-21-3	3	2.84
	Selected in the fifth round (116th overall) of the 1995 NHL Entry Draft. Traded to Calgary in exchange for a second round selection (35th overall, Marc-Edouard Vlasic) in 2005 NHL Entry Draft, Nov. 16, 2003.							
Muzzatti, Jason	1997-98	30	1	27	2	0-0-0	0	4.44
	Acquired from N.Y. Rangers in exchange for Richard Brennan, March 24, 1998. Became free agent, July 1, 1998.							
Myllys, Jarmo	1991-92	35	27	1374	115	3-18-1	0	5.02
	Acquired from Minnesota in Dispersal Draft, May 30, 1991. Traded to Toronto in exchange for future considerations, June 15, 1992.							
Nabokov, Evgeni	1999-10	20/35	563	3249	1294	293-178-66	50	2.39
	Selected in the ninth round (215th overall) of the 1994 NHL Entry Draft. Became free agent, July 1, 2010.							
Niemi, Antti*	2010-14	31	235	13781	541	132-69-28	20	2.35
	Signed as free agent, Sept. 2, 2010.							
Niittymäki, Antero	2010-11	30	24	1414	64	12-7-3	0	2.72
	Signed as free agent, July 1, 2010. Became free agent, July 1, 2012.							
Patzold, Dimitri	2007-08	30	3	44	4	0-0-0	0	5.45
	Selected in the fourth round (107th overall) of the 2001 NHL Entry Draft. Became free agent, July 1, 2008.							
Sarjeant, Geoff	1995-96	29	4	171	14	0-2-1	0	4.91
	Signed as free agent, Sept. 7, 1995. Became free agent, July 1, 1996.							
Schaefer, Nolan	2005-06	31	7	352	11	5-1-0	1	1.88
	Selected in the fifth round (166th overall) of the 2000 NHL Entry Draft. Traded to Pittsburgh in exchange for a seventh round selection (201st overall, Justin Braun) in the 2007 NHL Entry Draft, Feb. 27, 2007.							
Shields, Steve	1998-01	31	125	7094	289	48-49-21	10	2.44
	Acquired from Buffalo, along with a fourth round selection (104th overall, Miroslav Zalesak) in the 1998 NHL Entry Draft in exchange for Kay Whitmore, a second round selection (50th overall, previously acquired from Colorado, Nov. 20, 1997) and a fifth round selection (150th overall) in the 2000 NHL Entry Draft, June 18, 1998. Traded to Anaheim, along with Jeff Friesen and a second round (36th overall) selection in the 2003 NHL Entry Draft in exchange for Teemu Selanne, March 5, 2001.							
Stalock, Alex*	2010-14	32	27	1324	41	13-5-3	2	1.86
	Selected in the fourth round (112th overall) of the 2005 NHL Entry Draft.							



SHARKS ALL-TIME GOALTENDER ROSTER



Chris Terreri

	YEARS	NO	GP	MINS	GA	W-L-O/T	SO	GAA
Terreri, Chris	1995-97	30	68	3716	210	19-39-4	0	3.39
	Acquired from New Jersey in exchange for second round selection (28th overall) in the 1996 NHL Entry Draft, Nov. 15, 1995. Traded with Ulf Dahlen and Michal Sykora to Chicago in exchange for Ed Belfour, Jan. 25, 1997.							
Toskala, Vesa	2001-07	35/29	115	6269	245	65-28-10	8	2.34
	Selected in the fourth round (90th overall) of the 1995 NHL Entry Draft. Traded to Toronto, along with Mark Bell, in exchange for a first round selection (13th overall, traded to St. Louis on June 22, 2007) in the 2007 NHL Entry Draft, a second round selection (44th overall, traded to St. Louis on June 22, 2007) and a fourth round selection (98th overall, later traded to Nashville on June 21, 2008) in the 2009 NHL Entry Draft, June 22, 2007.							
Vernon, Mike	1997-99	29	111	6395	253	46-44-18	9	2.30
	Acquired from Detroit in exchange for a second round selection (41st overall) in the 1998 NHL Entry Draft and a second round selection (47th overall) in the 1999 NHL Entry Draft, Aug. 18, 1997. Traded to Florida along with a third round selection (82nd overall) in the 2000 NHL Entry Draft in exchange for Radek Dvorak. Dvorak immediately traded to N.Y. Rangers in exchange for Todd Harvey and a fourth round selection (107th overall, Dimitri Patzold) in the 2001 NHL Entry Draft, Dec. 30, 1999.							
Waite, Jimmy	1993-95	29	15	697	50	3-7-0	0	4.30
	Acquired from Chicago in exchange for future considerations (Neil Wilkinson on July 9, 1993), June 18, 1993. Traded to Chicago in exchange for fourth round selection (93rd overall) in the 1997 NHL Entry Draft on Feb. 6, 1995. 93rd overall selection in 1997 was later traded to N.Y. Rangers, along with a 1997 sixth round selection (136th overall) in exchange for a fourth round selection (82nd overall, Adam Colagiaco), June 21, 1997.							



SHARKS BY THE NUMBERS

The following lists the numbers worn by those who've played at least one regular season game for the San Jose Sharks. Additional numbers worn by a player are in parenthesis. Players on the current Sharks roster are in **bold**.

NO	PLAYER	YEARS
1	Brian Hayward	1991-93
	Thomas Greiss	2007-13
2	Rob Zettler	1991-94
	Jim Kyte	1994-96
	Bill Houlder	1997-99
	Bobby Dollas	2000-01
	Mike Rathje (40)	2001-04
	Jim Vandermeer	2011-2012
3	David Williams (41)	1991-93
	Ilya Byakin	1994-95
	Doug Bodger (5)	1995-97
	Bob Rouse	1998-00
	Steve Bancroft	2001-02
	Daniel McGillis	2002-03
	Douglas Murray (41)	2006-2013
4	Andrei Zyuzin (20)	1998-99
	Greg Hawgood	1996-97
	Jay More	1991-96
	John Jakopin	2002-03
	Kyle McLaren	2002-08
	Rob Blake	2008-10
5	Neil Wilkinson	1991-93
	Mike Lalor	1993-94
	Jason Widmer	1996-97
	Doug Bodger (3)	1997-98
	Ken Sutton	1997-98
	Jeff Norton (8)	1998-01
	Jeff Jillson	2001-03
	Rob Davison (38)	2003-08
	Colin White	2011-2012
	Jason Demers (60)	2012-current
6	Ken Hammond	1991-92
	Sandis Ozolinsh (24)	1992-96
	Scott Hannan (22, 27, 43)	1998-99
	Jason Marshall	2003-04
	Josh Gorges	2005-07
7	Wayne Presley	1991-92
	Mikhail Kravets	1992-93
	Igor Larionov	1993-95
	Ville Peltonen	1996-97
	Richard Brennan	1997-98
	Shawn Burr (28)	1998-99
	Brad Stuart (12)	1999-05, 2012-current
	Mark Bell	2006-07
	Niclas Wallin	2009-2011
8	Dean Evason (12)	1991-92
	Larry DePalma	1992-93
	Jeff Norton (5)	1993-95
	Kevin Miller (12)	1995-96
	Darren Turcotte (9, 47)	1996-97
	Jarrod Skalde	1997-99



Andrei Zyuzin

NO	PLAYER	YEARS
8	Teemu Selanne	2001-03
	Joe Pavelski (53)	2006-current
9	Brian Lawton	1991-93
	Jon Morris	1992-93
	Gary Emmons	1993-94
	Darren Turcotte (8, 47)	1995-96
	Bernie Nicholls	1996-99
	Todd Harvey (13)	1999-01
	Adam Graves	2001-03
	Viacheslav Butsayev	2001-04
	Milan Michalek	2003-09
	Ian White	2011
	Martin Havlat	2011-2014
10	Tony Hrkac	1991-92
	Johan Garpenlov	1991-95
	Marcus Ragnarsson (33)	1996-03
	Alyn McCauley	2003-06
	Christian Ehrhoff (44)	2006-09
	Jamal Mayers	2010-11
	Brad Winchester	2011-2012
	Andrew Desjardins (69)	2012-current
11	Kelly Kisio	1991-93
	Yvon Corriveau	1992-93
	Gaetan Duchesne	1993-95
	Owen Nolan	1995-03
	Marcel Goc (57)	2005-09



SHARKS BY THE NUMBERS

NO	PLAYER	YEARS
12	Dean Evason (8)	1992-93
	Bob Errey (14, 22)	1993-95
	Kevin Miller (8)	1994-95
	Ron Sutter	1996-00
	Bill Lindsay	2000-01
	Brad Stuart (7)	2000-01
	Patrick Marleau (14)	2001-current
13	Rick Lessard	1991-92
	Jamie Baker	1993-96/1998-99
	Todd Harvey (9)	2001-04
	Bill Guerin	2006-07
	Raffi Torres	2013-current
14	Steve Bozek	1991-92
	Ray Whitney (43)	1992-97
	Bob Errey (12, 22)	1996-97
	Patrick Marleau (12)	1997-01
15	Jonathan Cheechoo	2002-09
	David Bruce	1991-92
	Craig Janney	1994-95
	Alexei Yegorov (48)	1996-97
	Dave Lowry (26)	1997-00
	John MacLean	1997-98
	Alexander Korolyuk (27, 48, 94)	1998-02
	Wayne Primeau	2003-06
	Ville Nieminen	2006-07
	Dany Heatley	2009-11
	James Sheppard	2013-current
16	Mark Pavelich	1991-92
	Perry Berezan	1991-92
	Dody Wood (45)	1994-98
	Alex Hicks	1998-99
	Mark Smith	2000-07
	Devin Setoguchi	2007-11
17	Pat Falloon	1991-92
	Stephen Guolla (36)	1996-98
	Joe Murphy	1997-99
	Scott Thornton	2000-06
	Torrey Mitchell	2007-2012
18	Dave Snuggerrud	1991-92
	Mark Pederson	1992-93
	Mike Lalor	1993-94
	Chris Tancill	1994-97
	Mike Ricci	1997-04
	Matthew Carle (25)	2006-08
	Dominic Moore	2012
	Mike Brown	2013-current
19	Brian Mullen	1991-92
	Doug Zmolek	1992-94
	Jeff Friesen (39)	1995-96
	Tim Hunter	1996-97
	Marco Sturm	1997-05
	Joe Thornton	2005-current
20	Ed Belfour (30)	1997
	John Carter	1991-92



Dave Lowry

NO	PLAYER	YEARS
20	Kip Miller	1993-94
	Andrei Zyuzin (4)	1997-98
	Gary Suter	1998-02
	Evgeni Nabokov (35)	2002-10
	Kyle Wellwood	2011
21	Craig Cox	1991-92
	Peter Ahola	1992-93
	Yvon Corriveau	1992-93
	Dave Brown	1995-96
	Tony Granato	1996-01
22	Jim Fahey	2002-06
	Alexei Semenov	2007-09
	Scott Nichol	2009-2011
	TJ Galiardi (37)	2013-2013
	Mike McHugh	1991-92
	Paul Fenton	1991-92
	Lyndon Byers	1992-93
	Ulf Dahlen	1993-97
	Bob Errey (12, 14)	1996-97
	Murray Craven (32)	1997-98
23	Ronnie Stern	1998-00
	Scott Hannan (6, 27, 43)	2000-07
	Dan Boyle	2008-2014
	Link Gaetz	1991-92
	Andrei Nazarov (62)	1993-96



SHARKS BY THE NUMBERS

NO	PLAYER	YEARS	NO	PLAYER	YEARS
23	Todd Gill	1996-98	29	Paul Kruse	2000-01
	Shawn Heins	1998-03		Vesa Toskala (35)	2002-03
	Nicholas Dimitrakos	2002-06		Ryane Clowe	2005-2013
	Scott Gomez	2013	30	Ed Belfour (20)	1997
24	Travis Moen	2009		Jeff Hackett	1991-92
	Doug Wilson	1991-92		Chris Terreri	1996-97
	Sergei Makarov	1993-95		Jason Muzzatti	1997-98
	Barry Potomski	1997-98		Sean Gauthier	1998-99
	Niklas Sundstrom	1999-03		Dimitri Patzold	2007-08
	Brad Boyes	2003-04		Antero Niitymaki	2010-2012
	Josh Langfeld	2005-06	31	Wade Flaherty	1991-92
	Sandis Ozolinsh (6)	2007-08		Steve Shields	1998-01
25	Bob McGill	1991-92		Nolan Schaefer	2005-06
	Dave Maley	1992-94		Antti Niemi	2010-current
	Viktor Kozlov (47)	1995-98	32	Arturs Irbe	1991-92
	Mike Craig (26)	1998-99		Kelly Hrudey	1996-98
	Vincent Damphousse	1999-04		Murray Craven (22)	1998-00
	Matthew Carle (18)	2005-06		Stephane Matteau (37)	2000-02
	Mike Grier	2006-09		Miroslav Zalesak (46)	2003-04
26	Peter Lappin	1991-92		Claude Lemieux	2008-09
	Petri Skriko	1992-93		Alex Stalock	2011-current
	Robin Bawa	1992-93	33	Dale Craigwell	1991-92
	Vlastimil Kroupa (44)	1993-95		Marcus Ragnarsson (10)	1995-96
	Ray Sheppard	1995-96		Marty McSorley	1996-98
	Chris Lipuma	1996-97		Brantt Myhres	1998-00
	Dave Lowry (15)	1997-00		Brian Boucher	2007-09
	Jim Montgomery	2000-01	34	Mike Colman	1991-92
	Mike Craig (25)	2001-02		Yves Racine (47)	1995-96
	Lynn Loynes	2002-04		Niklas Andersson	1997-98
	Steve Bernier (46)	2005-08		Miikka Kiprusoff (37)	2000-01
	Michal Handzus	2011-2013		Patrick Rissmiller	2003-08
27	Perry Anderson	1991-92		Daniel Winnik	2012
	Hubie McDonough	1992-93	35	Jarmo Myllys	1991-92
	Dave Capuano	1993-94		Evgeni Nabokov (20)	1999-02
	Todd Elik	1993-95		Vesa Toskala (29)	2001/2003-07
	Bryan Marchment	1997-03	36	Jeff Odgers	1991-92
	Alexander Korolyuk (15, 48, 94)	1997-98		Todd Ewen	1996-97
	Scott Parker	2003-07		Stephen Guolla (17)	1998-99
	Jeremy Roenick	2007-09		Dwight Helminen	2009-10
	Manny Malhotra	2009-10	37	Don Barber	1991-92
	Scott Hannan (6, 22, 43)	2013-current		Rob Gaudreau	1992-93
28	J.F. Quintin	1991-92		Ville Peltonen	1995-96
	Sergei Bautin	1995-96		Stephane Matteau (32)	1997-00
	Iain Fraser	1996-97		Miikka Kiprusoff (34)	2001-03
	Shawn Burr (7)	1997-98		Curtis Brown	2004/2006-08
	Mikael Samuelsson	2000-01		Grant Stevenson (55)	2005-06
	Matt Bradley (44)	2001-03		Brad Lukowich	2008-09
	Nils Ekman	2003-06		Adam Burish	2012-current
	Jay Leach	2009-10		TJ Galiardi (21)	2012
	Andrew Murray	2011-12	38	Pat MacLeod	1991-92
29	Dean Kolstad	1992-93		Michal Sykora	1993-97
	Jimmy Waite	1993-94		Rob Davison (5)	2002-03
	Geoff Sarjeant	1995-96		Bracken Kearns	2013-14
	Mike Vernon	1997-00	39	Ed Courtenay	1991-92



SHARKS BY THE NUMBERS

NO	PLAYER	YEARS
39	Jeff Friesen (19)	1994-01
	Tomas Plihal	2006-09
	Logan Couture	2009-current
40	Mikhail Kravets	1991-92
	Mark Beaufait	1992-93
	Mike Rathje (2)	1993-2001
	Riley Armstrong	2008-09
	Kent Huskins	2009-2011
41	David Williams (3)	1991-93
	Tom Pederson	1992-96
	Ryan Kraft	2002-03
	Douglas Murray (3)	2005-06
	Jed Ortmeyer	2009-10
42	Dave Maley	1992-93
	Jaroslav Otevrel (50)	1992-93
	Shean Donovan	1994-97
	Andy Sutton	1998-00
	Tom Preissing	2003-06
	Matt Pelech	2013-current
43	Ray Whitney (14)	1991-92
	Jeff McLean	1993-94
	Jan Caloun (91)	1995-96
	Al Iafate	1996-98
	Scott Hannan (6, 22, 27)	1999-00
	Matt Carkner	2005-06
	Lukas Kaspar	2007-09
	John McCarthy	2010-current
44	Kevin Evans	1991-92
	Michel Picard	1992-93
	Shawn Cronin	1993-95
	Vlastimil Kroupa (26)	1995-97
	Matt Bradley (28)	2000-01
	Christian Ehrhoff (10)	2003-06
	Marc-Edouard Vlasic	2006-current
45	Neil Wilkinson	1991
	Claudio Scremin	1991-92
	Dody Wood (16)	1992-93
	Jody Shelley	2007-10
46	Steve Bernier (26)	2005
	Miroslav Zalesak (32)	2002-03
	Mike Iggulden	2007-08
	Tim Kennedy	2013
47	Mike Sullivan	1991-94
	Viktor Kozlov (25)	1994-95
	Darren Turcotte (8, 9)	1995-96
	Yves Racine (34)	1995-96
	Tom Cavanagh	2007-09
	Joe Callahan	2009-10
48	Alexei Yegorov	1995-96
	Alexander Korolyuk (15, 27, 94)	1997
	Steven Zalewski	2009-10
	Tomas Hertl	2013-current
49	Chad Wiseman	2002-03
	Mathieu Darche	2006-07

NO	PLAYER	YEARS
50	Jaroslav Otevrel (42)	1993-94
	Hannes Hyvonen	2001-02
51	Brian Campbell	2008
52	Craig Rivet	2006-08
	Matt Irwin	2013-current
53	Jesse Fibiger	2002-03
	Joe Pavelski (8)	2006
	Ryan Vesce	2008-10
54	Nick Petrecki	2013-14
55	Grant Stevenson (37)	2005-06
	Mike Moore	2010-11
	Ben Eager	2011
57	Marcel Goc (11)	2004
	Tommy Wingels	2010-current
59	Brad Staubitz	2008-10
60	Jason Demers (5)	2009-12
61	Justin Braun	2010-current
62	Andrei Nazarov (23)	1996-98
64	Jamie McGinn	2008-12
65	Derek Joslin	2008-11
68	Frazer McLaren	2009-13
69	Andrew Desjardins (10)	2010-12
72	Brandon Mashinter	2010-2013
75	Freddie Hamilton	2013-current
76	Eriah Hayes	2014-current
78	Benn Ferriero	2009-2012
80	Matt Tennyson	2013-current
81	Tyler Kennedy	2013-current
83	Matt Nieto	2013-current
88	Brent Burns	2011-current
91	Jan Caloun (43)	1996-97
94	Alexander Korolyuk (15, 27, 48)	2003-04



Craig Rivet





Jonathan Cheechoo

ALL-TIME SHARKS SCORING

Current Sharks players are in **BOLD**.

RANK	POS	NO	PLAYER	GP	G	A	PTS	+/-	PIM	PP	SH	GW	S	PCTG	PT/GM
1	L/C	12,14	Patrick Marleau	1247	437	494	931	27	409	135	16	83	3159	13.8	0.75
2	C	19	Joe Thornton	675	173	567	740	153	404	61	3	28	1318	13.1	1.10
3	R	11	Owen Nolan	568	206	245	451	-34	934	75	14	25	1668	12.4	0.79
4	C	8, 53	Joe Pavelski	561	191	224	415	64	215	64	8	30	1718	11.1	0.74
5	C/L	39,19	Jeff Friesen	512	149	201	350	-19	316	43	13	25	1121	13.3	0.68
6	R	14	Jonathan Cheechoo	440	165	126	291	42	304	62	3	36	1208	13.7	0.66
7	C	25	Vincent Damphousse	385	92	197	289	14	316	39	3	19	852	10.8	0.75
8	C/L	19	Marco Sturm	553	128	145	273	42	242	32	14	27	1119	11.4	0.49
9	L	29	Ryane Clowe	423	101	170	271	13	567	28	0	10	909	11.1	0.64
10	D	22	Dan Boyle	431	68	201	269	19	305	32	0	12	1095	6.2	0.62
11	C	18	Mike Ricci	529	101	162	263	19	355	38	6	15	723	14.0	0.50
12	C	39	Logan Couture	297	112	109	221	52	87	33	4	25	924	12.1	0.74
13	R	9	Milan Michalek	317	91	123	214	49	184	26	1	25	763	11.9	0.68
14	D	7, 12	Brad Stuart	486	39	131	170	35	281	16	1	11	684	5.7	0.35
15	D	44	Marc-Edouard Vlasic	600	30	134	164	98	242	7	1	4	748	4.0	0.27
16	R	17	Pat Falloon	258	76	86	162	-65	75	16	1	6	614	12.4	0.63
17	R	16	Devin Setoguchi	267	84	75	159	20	89	26	0	14	715	11.7	0.60
18	D	2,40	Mike Rathje	671	27	128	155	11	439	11	1	2	687	3.9	0.23
19	D	10,33	Marcus Ragnarsson	519	28	125	153	-25	392	12	0	5	558	5.0	0.29
20	L	17	Scott Thornton	342	77	70	147	-6	439	16	0	10	616	12.5	0.43
21	L	15	Dany Heatley	162	65	81	146	22	110	29	2	14	497	13.1	0.90
22	R/L	94,27,41,15	Alexander Korolyuk	296	62	80	142	26	140	13	0	5	540	11.5	0.48
23	D	27,22,6,43	Scott Hannan	568	28	111	139	43	386	3	1	4	653	4.3	0.24
24	R	24	Niklas Sundstrom	281	33	104	137	22	122	6	3	2	300	11.0	0.49
25	L	10	Johan Garpenlov	184	46	86	132	-22	90	22	0	5	333	13.8	0.72
26	D	24,6	Sandis Ozolinsh	212	46	86	132	-8	122	12	1	5	383	12.0	0.62



ALL-TIME SHARKS SCORING

RANK	POS	NO	PLAYER	GP	G	A	PTS	+/-	PIM	PP	SH	GW	S	PGTG	PT/GM
27	D	44, 10	Christian Ehrhoff	341	25	107	132	19	244	14	0	8	608	4.1	0.39
28	R	8	Teemu Selanne	176	64	67	131	-16	70	18	1	15	486	13.2	0.74
29	L/C	43,14	Ray Whitney	200	48	73	121	-49	52	10	2	3	307	15.6	0.61
30	L	32,37	Stephane Matteau	345	55	64	119	12	241	3	1	8	348	15.8	0.34
31	C	11	Kelly Kisio	126	37	78	115	-22	144	11	5	4	220	16.8	0.91
32	L	28	Nils Ekman	159	43	69	112	50	88	6	4	7	323	13.3	0.70
33	D	20	Gary Suter	227	22	79	101	28	193	9	1	2	507	4.3	0.44
34	R/D	88	Brent Burns	180	42	63	105	34	88	9	0	5	527	8.0	0.58
35	R	21	Tony Granato	278	57	42	99	1	387	10	2	8	567	10.1	0.36
36	R	22	Ulf Dahlen	161	41	52	93	-34	46	15	1	9	309	13.3	0.58
37	D	5, 8	Jeff Norton	225	12	81	93	21	174	3	0	1	231	5.2	0.41
38	D	60, 5	Jason Demers	280	16	79	95	26	111	6	0	2	362	4.4	0.34
39	R	24	Sergei Makarov	123	40	52	92	7	118	11	0	6	211	19.0	0.75
40	C	27	Todd Elik	97	32	51	83	0	107	13	0	4	230	13.9	0.86
41	C	10	Alyn McCauley	174	35	48	83	18	62	12	2	7	280	12.5	0.48
42	R/C	13,9	Todd Harvey	301	34	49	83	28	335	3	0	3	306	11.1	0.28
43	D	4	Kyle McLaren	302	12	71	83	19	301	1	1	1	259	4.6	0.27
44	C	7	Igor Larionov	97	23	59	82	11	54	4	2	3	146	15.8	0.85
45	C	15	Craig Janney	98	18	64	82	-39	36	7	0	2	109	16.5	0.84
46	R	36	Jeff Odgers	334	48	34	82	-72	1001	13	0	2	368	13.0	0.25
47	R	26,46	Steve Bernier	160	42	39	81	7	126	12	1	5	275	15.3	0.51
48	R	37	Rob Gaudreau	143	38	40	78	-28	46	11	2	5	342	11.1	0.55
49	R	25	Mike Grier	221	35	43	78	-5	92	3	7	7	365	9.6	0.35
50	C	9	Bernie Nicholls	135	18	57	75	-29	93	5	1	0	229	7.9	0.56
51	D	4	Rob Blake	143	17	58	75	29	170	10	0	2	380	4.5	0.52
52	C	17	Torrey Mitchell	280	30	43	73	7	152	1	2	1	385	7.8	0.26
53	C/L	25,47	Viktor Kozlov	174	29	40	69	-38	50	7	0	4	365	7.9	0.40
54	D	41	Tom Pederson	225	19	47	66	-36	133	6	0	4	405	4.7	0.29
55	C	16	Mark Smith	323	22	44	66	-4	398	4	1	2	316	7.0	0.20
56	D	27	Bryan Marchment	334	13	53	66	33	706	0	1	3	320	4.1	0.20
57	D	2	Bill Houlder	158	16	48	64	21	88	11	0	7	217	7.4	0.41
58	D	25, 18	Matthew Carle	151	16	47	63	-1	70	12	0	3	185	8.6	0.42
59	D	42	Tom Preissing	143	13	49	62	25	38	4	0	3	220	5.9	0.43
60	C	13	Jamie Baker	186	35	27	62	-23	139	2	7	2	246	14.2	0.33
61	D	41, 3	Douglas Murray	451	6	53	59	32	361	1	0	1	414	1.4	0.13
62	C	57	Tommy Wingels	157	24	36	60	0	79	0	3	7	304	7.9	0.38
63	R	17	Joe Murphy	86	30	27	57	11	87	9	0	2	205	14.6	0.66
64	C	8,12	Dean Evason	158	23	34	57	-57	231	4	0	2	195	11.8	0.36
65	L/R	8,12	Kevin Miller	89	28	27	55	-8	54	3	3	4	187	15.0	0.62
66	C	11	Marcel Goc	265	20	34	54	-30	76	2	1	3	383	5.2	0.20
67	R	23	Nicholas Dimitrakos	134	19	34	53	-1	83	5	0	4	216	8.8	0.40
68	L	23,62	Andrei Nazarov	169	23	28	51	-24	490	3	0	2	221	10.4	0.30
69	D	4	Jay More	287	12	38	50	-97	545	1	1	1	297	4.0	0.17
70	R	9	Adam Graves	163	26	23	49	-3	83	2	3	1	257	10.1	0.30
71	D	3,5	Doug Bodger	166	9	40	49	-32	146	3	0	2	231	3.9	0.30
72	L	64	Jamie McGinn	204	27	22	49	-14	99	4	0	3	270	10.0	0.24
73	C	8,9,47	Darren Turcotte	74	22	26	48	0	20	3	2	6	159	13.8	0.65
74	D	24	Doug Wilson	86	12	36	48	-66	66	5	0	0	233	5.2	0.56
75	C	9	Brian Lawton	80	17	30	47	-34	54	7	0	1	160	10.6	0.59
76	R	26	Ray Sheppard	51	27	19	46	-19	10	12	0	4	170	15.9	0.90
77	L	19	Brian Mullen	72	18	28	46	-14	66	5	3	1	168	10.7	0.64
78	C	27	Jeremy Roenick	111	18	28	46	-9	50	8	0	10	139	12.9	0.41
79	R	9	Martin Havlat	79	15	30	45	17	52	5	0	2	185	8.1	0.57
80	C/L	22, 32	Murray Craven	129	16	29	45	-1	47	2	4	4	180	8.9	0.35



ALL-TIME SHARKS SCORING

RANK	POS	NO	PLAYER	GP	G	A	PTS	+/-	PIM	PP	SH	GW	S	PCTG	PT/GM
81	C	34	Patrick Rissmiller	180	18	27	45	-6	60	2	0	3	247	7.3	0.25
82	D	61	Justin Braun	217	8	38	46	11	51	4	0	1	326	2.5	0.21
83	L/R	15	David Bruce	79	24	19	43	-36	79	12	1	1	178	13.5	0.54
84	D	52	Craig Rivet	91	6	37	43	11	116	2	0	0	136	4.4	0.47
85	L	12,22	Bob Errey	107	17	26	43	-9	173	5	0	2	146	11.6	0.40
86	D	23	Todd Gill	143	8	34	42	-33	132	4	0	1	201	4.0	0.29
87	R	42	Shean Donovan	181	25	17	42	-38	109	0	2	2	225	11.1	0.23
88	L/R	18	Chris Tancill	96	14	27	41	-16	38	1	2	0	152	9.2	0.43
89	C	12	Ron Sutter	272	15	26	41	-21	161	1	3	4	270	5.6	0.15
90	D	3,41	David Williams	96	4	36	40	-40	89	3	0	1	151	2.6	0.42
91	C	15	Wayne Primeau	100	15	24	39	0	107	1	2	2	190	7.9	0.39
92	L	11	Gaetan Duchesne	117	14	25	39	2	44	0	1	3	169	8.3	0.33
93	C	69, 10	Andrew Desjardins	216	10	30	40	-11	198	0	0	4	238	4.2	0.19
94	C	32,47	Mike Sullivan	171	16	21	37	-63	49	1	4	2	188	8.5	0.22
95	D	38	Michal Sykora	152	7	29	36	-12	137	2	0	0	147	4.8	0.24
96	C	27	Manny Malhotra	71	14	19	33	17	41	2	0	4	111	12.6	0.46
97	C	37	Curtis Brown	123	15	18	33	3	72	0	2	3	143	10.5	0.27
98	R	15	John MacLean	51	13	19	32	0	28	5	0	2	139	9.4	0.63
99	D	40	Kent Huskins	132	5	27	32	14	59	0	0	0	85	5.9	0.24
100	D	52	Matt Irwin	100	8	23	31	4	45	5	0	0	226	3.5	0.31
101	C	33	Dale Craigwell	98	11	18	29	-20	28	4	1	2	80	13.8	0.30
102	R	28,44	Matt Bradley	121	12	17	29	21	99	0	0	2	100	12.0	0.24
103	D	33	Marty McSorley	113	6	22	28	4	326	0	1	1	120	5.0	0.25
104	L	15,26	Dave Lowry	143	11	17	28	-4	93	2	0	1	130	8.5	0.20
105	C/L	17	Stephen Guolla	64	16	11	27	-9	20	2	0	2	112	14.3	0.42
106	D	5	Neil Wilkinson	119	5	22	27	-61	203	1	1	0	146	3.4	0.23
107	C	16	Perry Berezan	94	15	11	26	-44	58	5	2	2	149	10.1	0.28
108	C	26	Michal Handzus	95	8	18	26	-15	30	2	0	0	112	7.1	0.27
109	C	21	Scott Nichol	135	8	18	26	-3	122	0	1	0	154	5.2	0.19
110	RW	48	Tomas Hertl	37	15	10	25	11	4	3	0	3	98	15.3	0.68
111	R	22	Ronnie Stern	145	11	14	25	-12	309	1	0	2	157	7.0	0.17
112	D	43	Al Iafrate	59	8	16	24	-11	119	5	0	0	128	6.3	0.41
113	LW	83	Matthew Nieto	66	10	14	24	-4	16	1	0	2	124	8.1	0.36
114	D	5	Jeff Jillson	74	5	19	24	-5	38	3	0	2	69	7.2	0.32
115	D	21	Jim Fahey	79	1	23	24	-16	65	0	0	0	107	0.9	0.30
116	F	15	James Sheppard	99	5	19	24	-6	47	0	0	1	124	4.0	0.24
117	C	37, 55	Grant Stevenson	47	10	12	22	-7	14	5	0	2	67	14.9	0.47
118	R	7	Wayne Presley	47	8	14	22	-29	76	3	0	0	114	7.0	0.47
119	RW	78	Benn Ferriero	92	14	8	22	12	25	1	0	5	166	8.4	0.24
120	D	26,44	Vlastimil Kroupa	103	4	18	22	-47	66	2	0	1	55	7.3	0.21
121	L	7	Mark Bell	71	11	10	21	-9	83	3	0	2	116	9.5	0.30
122	R	39	Ed Courtenay	44	7	13	20	-21	10	2	0	1	63	11.1	0.45
123	D	51	Brian Campbell	20	3	16	19	9	8	2	0	0	40	7.5	0.95
124	RW	41	Jed Ortmeyer	76	8	11	19	4	37	0	0	1	131	6.1	0.25
125	D	19	Doug Zmolek	152	5	14	19	-59	351	2	0	0	123	4.1	0.13
126	D	2	Rob Zettler	196	1	18	19	-80	314	0	0	0	160	0.6	0.10
127	L	7,37	Ville Peltonen	59	4	14	18	-15	14	1	0	0	93	4.3	0.31
128	D	4	Greg Hawgood	63	6	12	18	-22	69	3	0	0	83	7.2	0.29
129	C/L	45,16	Dody Wood	106	8	10	18	-11	471	0	1	0	95	8.4	0.17
130	D	47,34	Yves Racine	32	1	16	17	-3	28	0	0	0	35	2.9	0.53
131	D	38	Pat MacLeod	50	5	12	17	-51	14	3	0	0	97	5.2	0.34
132	D	20, 4	Andrei Zyuzin	81	9	8	17	13	104	4	0	2	116	7.8	0.21
133	D	3	Daniel McGillis	37	3	13	16	-6	30	2	0	0	71	4.2	0.43
134	L/C	14	Steve Bozek	58	8	8	16	-30	27	2	0	0	105	7.6	0.28



ALL-TIME SHARKS SCORING

RANK	POS	NO	PLAYER	GP	G	A	PTS	+/-	PIM	PP	SH	GW	S	PCTG	PT/GM
135	L	20	John Carter	59	7	9	16	-27	81	0	1	0	115	6.1	0.27
136	RW	81	Tyler Kennedy	67	4	13	17	-10	34	0	0	1	143	2.8	0.25
137	L	39	Tomas Plihal	89	7	9	16	0	26	0	1	1	123	5.7	0.18
138	C	23	Scott Gomez	39	2	13	15	-10	22	0	0	0	58	3.4	0.38
139	D	6	Ken Hammond	46	5	10	15	-17	82	2	0	0	93	5.4	0.33
140	R	37, 21	TJ Galiardi	50	6	9	15	-1	20	1	0	0	80	7.5	0.30
141	L	22	Paul Fenton	60	11	4	15	-39	33	3	2	1	96	11.5	0.25
142	D	2	Jim Kyte	75	3	12	15	-19	179	0	0	1	46	6.5	0.20
143	R	10	Jamal Mayers	78	3	11	14	3	124	0	0	0	62	4.8	0.18
144	L	45	Jody Shelley	137	3	11	14	-7	285	0	0	1	95	3.2	0.10
145	D	5, 38	Rob Davison	176	2	12	14	2	238	0	0	0	108	1.9	0.08
146	C	20	Kyle Wellwood	35	5	8	13	10	0	0	0	0	50	10.0	0.37
147	L	28, 7	Shawn Burr	60	6	7	13	-1	79	0	0	0	85	7.1	0.22
148	C	10	Tony Hrkac	22	2	10	12	-2	4	0	0	0	31	6.5	0.55
149	C	8	Jarrod Skalde	39	5	7	12	-8	18	0	0	0	47	10.6	0.31
150	D	23	Link Gaetz	48	6	6	12	-27	326	3	0	0	73	8.2	0.25
151	L	27	Perry Anderson	48	4	8	12	-17	143	0	0	0	57	7.0	0.25
152	D	21	Alexei Semenov	69	2	10	12	-5	93	1	0	0	51	3.9	0.17
153	D	3	Bob Rouse	96	0	12	12	-3	63	0	0	0	95	0.0	0.13
154	R	91, 43	Jan Caloun	13	8	3	11	2	0	2	0	0	23	34.8	0.85
155	L	13	Raffi Torres	16	5	6	11	5	11	1	0	0	29	17.2	0.69
156	R	24	Josh Langfeld	39	2	9	11	4	16	0	1	0	53	3.8	0.28
157	L	11, 21	Yvon Corriveau	20	3	7	10	-7	0	1	0	0	32	9.4	0.50
158	L	28	J.F. Quintin	22	5	5	10	-2	4	0	0	0	24	20.8	0.45
159	D	9	Ian White	23	2	8	10	9	8	0	0	0	51	3.9	0.43
160	L	18	Mark Pederson	27	7	3	10	-20	22	1	0	0	42	16.7	0.37
161	L	18	Dave Snuggerud	36	4	6	10	-15	18	0	1	1	70	5.7	0.28
162	L	10	Brad Winchester	67	6	4	10	-5	88	0	0	0	72	8.3	0.15
163	D	23	Shawn Heins	81	3	7	10	0	105	2	0	0	80	3.8	0.12
164	D	6	Josh Gorges	96	1	9	10	2	57	0	0	0	62	1.6	0.10
165	D	7	Niclas Wallin	97	3	7	10	0	69	0	0	0	108	2.8	0.10



Jody Shelley



ALL-TIME SHARKS SCORING



Dave Maley

RANK	POS	NO	PLAYER	GP	G	A	PTS	+/-	PIM	PP	SH	GW	S	PCTG	PT/GM
166	G	20, 35	Evgeni Nabokov	563	1	9	10	0	100	1	0	0	2	50.0	0.02
167	R	13	Bill Guerin	16	8	1	9	2	14	2	0	1	36	22.2	0.56
168	L	15	Ville Nieminen	52	4	5	9	-10	24	0	1	0	71	5.6	0.17
169	R	59	Brad Staubitz	82	4	5	9	0	186	0	0	2	46	8.7	0.11
170	L	8	Larry DePalma	20	2	6	8	-14	41	1	0	0	29	6.9	0.40
171	C	27	Hubie McDonough	30	6	2	8	-21	6	2	0	0	41	14.6	0.27
172	D	37	Brad Lukowich	58	0	8	8	5	12	0	0	0	43	0.0	0.14
173	L	42, 50	Jaroslav Otevrel	16	3	4	7	-11	2	1	0	0	15	20.0	0.44
174	C	26	Petri Skriko	17	4	3	7	-8	6	2	1	0	35	11.4	0.41
175	C	26	Jim Montgomery	28	1	6	7	-1	19	1	0	0	17	5.9	0.25
176	L	55	Ben Eager	34	4	3	7	0	43	0	0	0	43	9.3	0.21
177	D	65	Derek Joslin	53	1	6	7	-4	26	0	0	0	39	2.6	0.13
178	L	25, 42	Dave Maley	62	1	6	7	-26	156	1	0	0	52	1.9	0.11
179	C	15, 48	Alexei Yegorov	11	3	3	6	-4	2	2	0	0	10	30.0	0.55
180	C	18	Dominic Moore	23	0	6	6	-8	6	0	0	0	29	0.0	0.26
181	LW	68	Frazer McLaren	40	1	5	6	5	85	0	0	0	16	6.3	0.15
182	L	43	John McCarthy	87	3	3	6	-24	22	0	0	0	107	2.8	0.07
183	D	3	Ilya Byakin	13	0	5	5	-9	14	0	0	0	19	0.0	0.38
184	R	22	Lyndon Byers	18	4	1	5	-2	122	0	0	0	18	22.2	0.28
185	LW	24	Travis Moen	19	3	2	5	-1	14	0	1	1	24	12.5	0.26
186	C	53	Ryan Vesce	19	3	2	5	-3	4	0	0	1	31	9.7	0.26
187	D	21	Peter Ahola	20	2	3	5	-6	16	0	0	0	32	6.3	0.25
188	L	34	Daniel Winnik	21	3	2	5	0	10	0	0	1	29	10.3	0.24
189	R	26	Robin Bawa	42	5	0	5	-25	47	0	0	1	25	20.0	0.12
190	R	18	Mike Brown	48	2	3	5	-10	75	0	0	0	44	4.5	0.10
191	G	30	Chris Terreri	68	0	5	5	0	4	0	0	0	0	0.0	0.07
192	R	27	Scott Parker	71	2	3	5	3	161	0	0	0	29	6.9	0.07
193	D	42	Andy Sutton	71	1	4	5	-9	145	0	0	0	53	1.9	0.07



ALL-TIME SHARKS SCORING

RANK	POS	NO	PLAYER	GP	G	A	PTS	+/-	PIM	PP	SH	GW	S	PCTG	PT/GM
194	G	29, 35	Vesa Toskala	115	0	5	5	0	6	0	0	0	0	0.0	0.04
195	C	20	Kip Miller	11	2	2	4	-1	6	0	0	0	21	9.5	0.36
196	L	37	Don Barber	12	1	3	4	-7	2	0	0	0	17	5.9	0.33
197	L	43	Lukas Kaspar	16	2	2	4	-2	8	0	0	1	19	10.5	0.25
198	L	12	Bill Lindsay	16	0	4	4	2	29	0	0	0	14	0.0	0.25
199	C	9	V. Butsayev	18	2	2	4	-4	10	0	0	0	12	16.7	0.22
200	L	38	Bracken Kearns	26	3	2	5	-2	6	1	0	0	37	8.1	0.19
201	L	44	Michel Picard	25	4	0	4	-17	24	2	0	0	32	12.5	0.16
202	D	2	Jim Vandermeer	25	1	3	4	3	33	0	0	0	19	5.3	0.16
203	R	21	Dave Brown	37	3	1	4	4	46	0	0	0	8	37.5	0.11
204	R	28	Andrew Murray	39	1	3	4	3	4	0	0	0	33	3.0	0.10
205	R	19	Tim Hunter	46	0	4	4	0	135	0	0	0	13	0.0	0.09
206	D	5	Colin White	54	1	3	4	-5	21	0	0	0	33	3.0	0.07
207	D	25	Bob McGill	62	3	1	4	-34	70	0	1	1	56	5.4	0.06
208	D	44	Shawn Cronin	63	0	4	4	2	137	0	0	0	26	0.0	0.06
209	G	31	Antti Niemi	235	0	4	4	0	6	0	0	0	0	0.0	0.02
210	D	7	Richard Brennan	11	1	2	3	-4	2	1	0	0	24	4.2	0.27
211	R	46, 32	Miroslav Zalesak	12	1	2	3	-3	0	0	0	0	11	9.1	0.25
212	C	9	Jon Morris	13	0	3	3	-10	6	0	0	0	11	0.0	0.23
213	C	47	Tom Cavanagh	18	1	2	3	-1	4	0	0	0	9	11.1	0.17
214	L	26	Lynn Loyns	21	3	0	3	-5	19	0	0	0	12	25.0	0.14
215	R	37	Adam Burish	61	1	2	3	-11	31	0	1	0	48	2.1	0.05
216	G	30	Jeff Hackett	78	0	3	3	0	12	0	0	0	0	0.0	0.04
217	G	32	Arturs Irbe	183	0	3	3	0	34	0	0	0	0	0.0	0.02
218	D	80	Matt Tennyson	4	0	2	2	2	0	0	0	0	8	0.0	0.50
219	D	13	Rick Lessard	8	0	2	2	-4	16	0	0	0	4	0.0	0.25
220	L	21	Craig Cox	10	2	0	2	-4	19	0	0	0	11	18.2	0.20
221	D	29	Dean Kolstad	10	0	2	2	-9	12	0	0	0	22	0.0	0.20
222	D	6	Jason Marshall	12	0	2	2	-2	8	0	0	0	14	0.0	0.17
223	F	46	Tim Kennedy	13	2	0	2	-3	2	0	0	1	24	8.3	0.15
224	D	2	Bobby Dollas	16	1	1	2	4	14	0	0	0	5	20.0	0.13
225	D	18,5	Mike Lalor	23	0	2	2	-5	8	0	0	0	19	0.0	0.09
226	D	28	Jay Leach	28	1	1	2	3	20	0	0	0	26	3.8	0.07
227	R	33	Brantt Myhres	43	1	1	2	-2	213	0	0	0	9	11.1	0.05
228	R	36	Todd Ewen	51	0	2	2	-5	162	0	0	0	22	0.0	0.04
229	G	29	Mike Vernon	111	0	2	2	0	32	0	0	0	0	0.0	0.02
230	G	31	Steve Shields	125	0	2	2	0	37	0	0	0	0	0.0	0.02
231	D	43	Matt Carkner	1	0	1	1	0	2	0	0	0	0	0.0	1.00
232	D	47	Joe Callahan	1	0	1	1	1	0	0	0	0	0	0.0	1.00
233	C	16	Mark Pavelich	2	0	1	1	-2	4	0	0	0	0	0.0	0.50
234	D	5	Jason Widmer	2	0	1	1	1	0	0	0	0	0	0.0	0.50
235	C	9	Gary Emmons	3	1	0	1	-4	0	1	0	0	6	16.7	0.33
236	C	36	Dwight Helminen	4	1	0	1	-1	0	0	0	0	1	100.0	0.25
237	L	16	Alex Hicks	4	0	1	1	-1	4	0	0	0	4	0.0	0.25
238	C	27	Dave Capuano	4	0	1	1	-5	0	0	0	0	5	0.0	0.25
239	C	40	Mark Beaufait	5	1	0	1	-1	0	0	0	0	3	33.3	0.20
240	L	44	Kevin Evans	5	0	1	1	0	25	0	0	0	4	0.0	0.20
241	D	3	Steve Bancroft	5	0	1	1	-2	2	0	0	0	5	0.0	0.20
242	D	55	Mike Moore	6	1	0	1	-1	7	0	0	0	5	20.0	0.17
243	C	43	Jeff McLean	6	1	0	1	1	0	0	0	0	5	20.0	0.17
244	C	41	Ryan Kraft	7	0	1	1	2	0	0	0	0	1	0.0	0.14
245	R	42	Matt Pelech	8	1	0	1	1	29	0	0	1	3	33.3	0.13
246	L	22	Mike McHugh	8	1	0	1	-3	14	0	0	0	5	20.0	0.13
247	L	24	Barry Potomski	9	0	1	1	1	30	0	0	0	4	0.0	0.11



ALL-TIME SHARKS SCORING

RANK	POS	NO	PLAYER	GP	G	A	PTS	+/-	PIM	PP	SH	GW	S	PCTG	PT/GM
248	D	34	Mike Colman	15	0	1	1	-8	32	0	0	0	7	0.0	0.07
249	R	76	Eriah Hayes	15	1	0	1	-2	2	0	0	0	17	5.9	0.07
250	D	45	Claudio Scremin	17	0	1	1	-5	29	0	0	0	22	0.0	0.06
251	R	32	Claude Lemieux	18	0	1	1	-5	21	0	0	0	17	0.0	0.06
252	G	1	Brian Hayward	25	0	1	1	0	16	0	0	0	0	0.0	0.04
253	G	35	Jarmo Myllys	27	0	1	1	0	2	0	0	0	0	0.0	0.04
254	G	31	Wade Flaherty	53	0	1	1	0	0	0	0	0	0	0.0	0.02
255	L	28	Paul Kruse	1	0	0	0	0	5	0	0	0	0	0.0	0.00
256	C	24	Brad Boyes	1	0	0	0	-2	2	0	0	0	0	0.0	0.00
257	D	28	Sergei Bautin	1	0	0	0	-1	2	0	0	0	0	0.0	0.00
258	G	30	Jason Muzzatti	1	0	0	0	0	0	0	0	0	0	0.0	0.00
259	R	26	Peter Lappin	1	0	0	0	0	0	0	0	0	2	0.0	0.00
260	R	46	Mike Iggulden	1	0	0	0	-1	0	0	0	0	1	0.0	0.00
261	G	30	Sean Gauthier	1	0	0	0	0	0	0	0	0	0	0.0	0.00
262	D	54	Nick Petrecki	1	0	0	0	0	0	0	0	0	0	0.0	0.00
263	C	28	Iain Fraser	2	0	0	0	-1	2	0	0	0	0	0.0	0.00
264	R	40	Riley Armstrong	2	0	0	0	-1	2	0	0	0	1	0.0	0.00
265	R	7,40	Mikhail Kravets	2	0	0	0	-1	0	0	0	0	2	0.0	0.00
266	R	49	Mathieu Darche	2	0	0	0	0	0	0	0	0	3	0.0	0.00
267	R	25	Mike Craig	3	0	0	0	-1	2	0	0	0	3	0.0	0.00
268	RW	48	Steven Zalewski	3	0	0	0	-2	0	0	0	0	3	0.0	0.00
269	G	30	Dimitri Patzold	3	0	0	0	0	0	0	0	0	0	0.0	0.00
270	C	49	Chad Wiseman	4	0	0	0	-2	4	0	0	0	1	0.0	0.00
271	G	29	Geoff Sarjeant	4	0	0	0	0	2	0	0	0	0	0.0	0.00
272	R	28	Mikael Samuelsson	4	0	0	0	0	0	0	0	0	3	0.0	0.00
273	L	34	Niklas Andersson	5	0	0	0	-1	2	0	0	0	6	0.0	0.00
274	R	50	Hannes Hyvonen	6	0	0	0	-2	0	0	0	0	4	0.0	0.00
275	G	31	Nolan Schaefer	7	0	0	0	0	2	0	0	0	0	0.0	0.00
276	D	26	Chris Lipuma	8	0	0	0	-2	22	0	0	0	4	0.0	0.00
277	D	5	Ken Sutton	8	0	0	0	-4	15	0	0	0	7	0.0	0.00
278	C	75	Freddie Hamilton	11	0	0	0	-5	2	0	0	0	13	0.0	0.00
279	D	4	John Jakopin	12	0	0	0	0	11	0	0	0	3	0.0	0.00
280	G	20	Ed Belfour	13	0	0	0	0	8	0	0	0	0	0.0	0.00
281	L	72	Brandon Mashinter	13	0	0	0	-2	17	0	0	0	5	0.0	0.00
282	G	29	Jimmy Waite	15	0	0	0	0	6	0	0	0	0	0.0	0.00
283	D	53	Jesse Fibiger	16	0	0	0	-5	2	0	0	0	2	0.0	0.00
284	G	30	Antero Niittymaki	24	0	0	0	0	2	0	0	0	0	0.0	0.00
285	G	32	Alex Stalock	27	0	0	0	0	2	0	0	0	0	0.0	0.00
286	G	33	Brian Boucher	27	0	0	0	0	2	0	0	0	0	0.0	0.00
287	G	1	Thomas Greiss	44	0	0	0	0	4	0	0	0	0	0.0	0.00
288	G	37,34	Miikka Kiprusoff	47	0	0	0	0	4	0	0	0	0	0.0	0.00
289	G	32	Kelly Hrudey	76	0	0	0	0	2	0	0	0	0	0.0	0.00





Vesa Toskala

SHARKS ALL-TIME GOALTENDER STATISTICS

NO.	GOALTENDER	GPI	MINS	GAA	W	L	O/T	EN	SO	GA	SA	SPCT.	G	A	PIM	DEC
30	Sean Gauthier	1	3	0	0	0	0	0	0	0	2	1.000	0	0	0	0
32	Alex Stalock	27	1324	1.86	13	5	3	3	2	41	593	0.931	0	0	2	21
31	Nolan Schaefer	7	352	1.88	5	1	0	1	1	11	138	0.920	0	0	2	6
33	Brian Boucher	27	1529	2.12	15	7	4	2	3	54	666	0.919	0	0	2	26
29, 35	Vesa Toskala	115	6269	2.34	65	28	10	8	8	245	2842	0.914	0	5	6	103
31	Antti Niemi	235	13781	2.36	132	69	28	11	20	541	6531	0.917	0	4	4	229
29	Mike Vernon	126	7167	2.39	52	49	19	5	9	285	2961	0.904	0	2	32	120
20, 35	Evgeni Nabokov	563	32492	2.39	293	178	66	29	50	1294	14757	0.912	1	9	100	537
31	Steve Shields	125	7094	2.44	48	49	21	5	10	289	3368	0.914	0	2	37	118
1	Thomas Greiss	44	2262	2.52	17	16	3	5	1	95	1074	0.912	0	0	4	36
30	Antero Niittymäki	24	1414	2.72	12	7	3	2	0	64	615	0.896	0	0	2	22
37, 34	Miikka Kiprusoff	47	2390	2.84	14	21	3	4	3	113	1096	0.897	0	0	4	38
32	Kelly Hrudey	76	3991	3.04	20	40	7	8	1	202	1863	0.892	0	0	2	67
30	Chris Terreri	68	3716	3.39	19	39	4	14	0	210	1875	0.888	0	5	4	62
30, 20	Ed Belfour	13	757	3.41	3	9	0	1	1	43	371	0.884	0	0	8	12
32	Arturs Irbe	183	10286	3.47	57	91	26	12	8	595	5342	0.889	0	3	34	174
31	Wade Flaherty	53	2586	4.29	10	26	2	4	1	185	1512	0.878	0	1	0	38
29	Jimmy Waite	15	697	4.30	3	7	0	2	0	50	319	0.843	0	0	6	10
30	Jason Muzzatti	1	27	4.44	0	0	0	0	0	2	13	0.846	0	0	0	0
30	Jeff Hackett	78	4314	4.51	13	57	2	3	0	324	2586	0.875	0	3	12	72
29	Geoff Sarjeant	4	171	4.91	0	2	1	1	0	14	87	0.839	0	0	2	3
35	Jarmo Myllys	27	1374	5.02	3	18	1	6	0	115	862	0.867	0	1	2	22
1	Brian Hayward	25	1235	5.39	3	18	1	0	0	11	736	0.849	0	1	16	22
30	Dimitri Patzold	3	44	5.45	0	0	0	0	0	4	20	0.800	0	0	0	0
TOTALS		1887	105275	2.79	797	737	204	126	118	4887	50229	0.903	1	36	281	1738





SHARKS ALL-TIME LEADERS

Active players on Sharks Roster in **bold**

GAMES PLAYED

RNK	PLAYER	GP
1	Patrick Marleau	1247
2	Joe Thornton	675
3	Mike Rathje	671
4	Marc-Edouard Vlasic	600
5	Owen Nolan	568
	Scott Hannan	568
7	Evgeni Nabokov	563
8	Joe Pavelski	561
9	Marco Sturm	553
10	Mike Ricci	529

GOALS

RNK	PLAYER	G
1	Patrick Marleau	437
2	Owen Nolan	206
3	Joe Pavelski	191
4	Joe Thornton	173
5	Jonathan Cheechoo	165
6	Jeff Friesen	149
7	Marco Sturm	128
8	Logan Couture	112
9	Mike Ricci	101
	Ryane Clowe	101

ASSISTS

RNK	PLAYER	A
1	Joe Thornton	567
2	Patrick Marleau	494
3	Owen Nolan	245
4	Joe Pavelski	224
5	Jeff Friesen	201
	Dan Boyle	201
7	Vincent Damphousse	197
8	Ryane Clowe	170

9	Mike Ricci	162
10	Marco Sturm	145

POINTS

RNK	PLAYER	PTS
1	Patrick Marleau	931
2	Joe Thornton	740
3	Owen Nolan	451
4	Joe Pavelski	415
5	Jeff Friesen	350
6	Jonathan Cheechoo	291
7	Vincent Damphousse	289
8	Marco Sturm	273
9	Ryane Clowe	271
10	Dan Boyle	269

PENALTY MINUTES

RNK	PLAYER	PIM
1	Jeff Odgers	1001
2	Owen Nolan	934
3	Bryan Marchment	706
4	Ryane Clowe	567
5	Jay More	545
6	Andrei Nazarov	490
7	Dody Wood	471
8	Mike Rathje	439
	Scott Thornton	439
10	Patrick Marleau	409

PLUS/MINUS

(MINIMUM 100 GP)		
1	Joe Thornton	153
2	Marc-Edouard Vlasic	98
3	Joe Pavelski	64
4	Logan Couture	52
5	Nils Ekman	50
6	Milan Michalek	49

7	Scott Hannan	43
8	Jonathan Cheechoo	42
	Marco Sturm	42
10	Brad Stuart	35

POWER PLAY GOALS

RNK	PLAYER	PP
1	Patrick Marleau	135
2	Owen Nolan	75
3	Joe Pavelski	64
4	Jonathan Cheechoo	62
5	Joe Thornton	61
6	Jeff Friesen	43
7	Vincent Damphousse	39
8	Mike Ricci	38
9	Logan Couture	33
10	Dan Boyle	32
	Marco Sturm	32

SHORTHANDED GOALS

RNK	PLAYER	SH
1	Patrick Marleau	16
2	Owen Nolan	14
	Marco Sturm	14
4	Jeff Friesen	13
5	Joe Pavelski	8
6	Mike Grier	7
	Jamie Baker	7
8	Mike Ricci	6
9	Kelly Kisio	5
10	Logan Couture	4
	Nils Ekman	4
	Murray Craven	4
	Mike Sullivan	4



SHARKS ALL-TIME LEADERS

GAME-WINNING GOALS

RNK	PLAYER	GW
1	Patrick Marleau	83
2	Jonathan Cheechoo	36
3	Joe Pavelski	30
4	Joe Thornton	28
5	Marco Sturm	27
6	Owen Nolan	25
	Jeff Friesen	25
	Logan Couture	25
	Milan Michalek	25
10	Vincent Damphousse	19

CONSECUTIVE GAMES PLAYED

1	Joe Thornton	379	12/2/05-3/27/10
2	Patrick Marleau	378	4/9/09-present
3	Joe Thornton	281	11/11/10-present
4	Marc-Edouard Vlasic	255	1/15/07-1/28/10
5	Joe Pavelski	250	1/13/11-present
6	Vincent Damphousse	247	4/8/01-4/4/04
7	Mike Ricci	228	11/22/97-10/20/00
8	Marc-Edouard Vlasic	217	3/26/11-4/9/14
9	Patrick Marleau	181	12/8/01-1/15/04
10	Teemu Selanne	176	3/17/01-4/6/03

SHOTS

RNK	PLAYER	S
1	Patrick Marleau	3159
2	Joe Pavelski	1718
3	Owen Nolan	1668
4	Joe Thornton	1318
5	Jonathan Cheechoo	1208
6	Jeff Friesen	1121
7	Marco Sturm	1119
8	Dan Boyle	1095
9	Logan Couture	924
10	Ryane Clowe	909

HAT TRICKS

1	Jonathan Cheechoo	9
2.	Patrick Marleau	4
3.	Joe Pavelski	3
	Rob Gaudreau	3
	Owen Nolan	3
6.	Joe Thornton	2
	Dany Heatley	2
	Tony Granato	2
	Jeff Friesen	2
	Igor Larionov	2



Joe Thornton



ALL-TIME GOALTENDERS

Active players on Sharks Roster in **bold**

GAMES PLAYED

1	Evgeni Nabokov	563
2	Antti Niemi	235
3	Arturs Irbe	183
4	Mike Vernon	126
5	Steve Shields	125
6	Vesa Toskala	115
7	Jeff Hackett	78
8	Kelly Hrudey	76
9	Chris Terreri	68
10	Wade Flaherty	53

MINUTES

1	Evgeni Nabokov	32492
2	Antti Niemi	13781
3	Arturs Irbe	10286
4	Mike Vernon	7167
5	Steve Shields	7094
6	Vesa Toskala	6269
7	Jeff Hackett	4314
8	Kelly Hrudey	3991
9	Chris Terreri	3716
10	Wade Flaherty	2586

GOALS-AGAINST AVERAGE

(Min. 25 GP)

1	Alex Stalock	1.86
2	Brian Boucher	2.12
3	Vesa Toskala	2.34
4	Antti Niemi	2.36
5	Mike Vernon	2.39
6	Evgeni Nabokov	2.39
7	Steve Shields	2.44
8	Thomas Greiss	2.52
9	Miikka Kiprusoff	2.84
10	Kelly Hrudey	3.04

WINS

1	Evgeni Nabokov	293
2	Antti Niemi	132
3	Vesa Toskala	65
4	Arturs Irbe	57
5	Mike Vernon	52
6	Steve Shields	48
7	Kelly Hrudey	20
8	Chris Terreri	19
9	Thomas Greiss	17
10	Brian Boucher	15



Antti Niemi

SHOOTOUT WINS

1	Antti Niemi	21
2	Evgeni Nabokov	19
3.	Alex Stalock	3
4.	Antero Niittymäki	2
	Thomas Greiss	2
6.	Brian Boucher	1
	Nolan Schaefer	1

DECISIONS

1	Evgeni Nabokov	537
2	Antti Niemi	229
3	Arturs Irbe	174
4	Mike Vernon	120
5	Steve Shields	118
6	Vesa Toskala	103
7	Jeff Hackett	72
8	Kelly Hrudey	67
9	Chris Terreri	62
10	Miikka Kiprusoff	38
	Wade Flaherty	38



ALL-TIME GOALTENDERS

EMPTY-NET GOALS

1	Evgeni Nabokov	29
2	Chris Terreri	14
3	Arturs Irbe	12
4	Antti Niemi	11
5	Vesa Toskala	8
	Kelly Hrudey	8
7	Jarmo Myllys	6
8	Mike Vernon	5
	Steve Shields	5
	Thomas Greiss	5

SHUTOUTS

1	Evgeni Nabokov	50
2	Antti Niemi	20
3	Steve Shields	10
4	Mike Vernon	9
5	Arturs Irbe	8
	Vesa Toskala	8
7	Miikka Kiprusoff	3
	Brian Boucher	3
9	Alex Stalock	2
10	Kelly Hrudey	1
	Thomas Greiss	1
	Wade Flaherty	1
	Nolan Schaefer	1
	Ed Belfour	1

GOALS ALLOWED

1	Evgeni Nabokov	1294
2	Arturs Irbe	595
3	Antti Niemi	541
4	Jeff Hackett	324
5	Steve Shields	289
6	Mike Vernon	285
7	Vesa Toskala	245
8	Chris Terreri	210
9	Kelly Hrudey	202
10	Wade Flaherty	185

SHOTS AGAINST

1	Evgeni Nabokov	14757
2	Antti Niemi	6531
3	Arturs Irbe	5342
4	Steve Shields	3368
5	Mike Vernon	2961
6	Vesa Toskala	2842
7	Jeff Hackett	2586
8	Chris Terreri	1875
9	Kelly Hrudey	1863
10	Wade Flaherty	1512

SAVE PERCENTAGE

(min. 25 GP)

1	Alex Stalock	.931
2	Brian Boucher	.919
3	Antti Niemi	.917
4	Steve Shields	.914
5	Vesa Toskala	.914
6	Evgeni Nabokov	.912
7	Thomas Greiss	.912
8	Mike Vernon	.904
9	Miikka Kiprusoff	.897
10	Kelly Hrudey	.892

GOALS

1	Evgeni Nabokov	1
---	----------------	---

ASSISTS

1	Evgeni Nabokov	9
2	Vesa Toskala	5
	Chris Terreri	5
4	Antti Niemi	4
5	Arturs Irbe	3
	Jeff Hackett	3
7	Steve Shields	2
	Mike Vernon	2
9	Wade Flaherty	1
	Jarmo Myllys	1
	Brian Hayward	1

PENALTY MINUTES

1	Evgeni Nabokov	100
2	Steve Shields	37
3	Arturs Irbe	34
4	Mike Vernon	32
5	Brian Hayward	16
6	Jeff Hackett	12
7	Ed Belfour	8
8	Vesa Toskala	6
	Jimmy Waite	6
10	Chris Terreri	4
	Antti Niemi	4
	Thomas Greiss	4
	Miikka Kiprusoff	4
10.	Patrick Marleau	12
	'09-10	
	Owen Nolan	12



ALL-TIME GOALTENDERS

CONSECUTIVE GAMES STARTED IN GOAL

RANK	GOALTENDER	GAMES	DATES
1.	Evgeni Nabokov	50	3/24/07 - 1/12/08
2.	Antti Niemi	34	1/15/11 - 4/4/11
3.	Antti Niemi	24	3/9/13 - 4/23/13
	Antti Niemi	24	2/28/12 - 1/24/13
	Chris Terreri	24	11/16/95 - 1/08/96
6.	Arturs Irbe	21	2/23/94 - 4/07/94
7.	Evgeni Nabokov	18	3/01/01 - 4/07/01
	Steve Shields	18	2/01/00 - 3/17/00
9.	Arturs Irbe	17	12/22/93 - 2/05/94
10.	Evgeni Nabokov	15	1/15/08 - 2/18/08

LONGEST UNBEATEN STREAKS

RANK	GOALTENDER	GAMES	W-L-O/T	DATES
1.	Evgeni Nabokov	16	15-0-1	2/21/08 - 4/1/08
2.	Evgeni Nabokov	14	12-0-2	10/28/08 - 12/17/08
3.	Evgeni Nabokov	13	11-0-2	3/4/07 - 4/5/07
4.	Vesa Toskala	12	12-0-0	4/3/06 - 10/23/06
	Evgeni Nabokov	12	9-0-3	10/17/09 - 11/21/09
6.	Evgeni Nabokov	11	9-0-2	10/20/00 - 11/14/00
	Steve Shields	11	9-0-2	3/09/99 - 4/09/99
8.	Mike Vernon	10	6-0-4	3/26/98 - 10/09/98
9.	Antti Niemi	9	8-0-1	3/15/11 - 4/4/11
	Antti Niemi	9	8-0-1	1/15/11 - 2/9/11
	Evgeni Nabokov	9	7-0-2	12/9/09 - 1/2/10
	Evgeni Nabokov	9	7-0-2	1/11/10 - 1/30/10
	Evgeni Nabokov	9	8-0-1	11/27/01 - 12/19/01
	Arturs Irbe	9	7-0-2	3/20/94 - 4/05/94
	Brian Boucher	9	7-0-2	11/11/08 - 2/26/09



Antti Niemi

SINGLE SEASON LEADERS

Active players on Sharks Roster in **bold**

POINTS		
1. Joe Thornton	114	'06-07
2. Joe Thornton	96	'07-08
3. Jonathan Cheechoo	93	'05-06
4. Joe Thornton	#92	'05-06
5. Joe Thornton	89	'09-10
6. Joe Thornton	86	'08-09
Patrick Marleau	86	'05-06
8. Owen Nolan	84	'99-00
9. Patrick Marleau	83	'09-10
10. Dany Heatley	82	'09-10

PLUS-MINUS		
1. Marc-Edouard Vlasic	31	'13-14
Joe Thornton	31	'05-06
3. Nils Ekman	30	'03-04
4. Brent Burns	26	'13-14
5. Joe Thornton	24	'06-07
6. Joe Pavelski	23	'13-14
Jonathan Cheechoo	23	'05-06
Alyn McCauley	23	'03-04
Mike Rathje	23	'01-02
Marco Sturm	23	'01-02

GOALS		
1. Jonathan Cheechoo	*56	'05-06
2. Patrick Marleau	44	'09-10
Owen Nolan	44	'99-00
4. Joe Pavelski	41	'13-14
5. Dany Heatley	39	'09-10
6. Patrick Marleau	38	'08-09
7. Patrick Marleau	37	'10-11
Jonathan Cheechoo	37	'06-07
9. Patrick Marleau	34	'05-06
10. Patrick Marleau	33	'13-14

* — led NHL

ASSISTS		
1. Joe Thornton	*92	'06-07
2. Joe Thornton	**72	'05-06
3. Joe Thornton	69	'09-10
4. Joe Thornton	*67	'07-08
5. Joe Thornton	65	'13-14
6. Joe Thornton	61	'08-09
7. Joe Thornton	59	'11-12
8. Patrick Marleau	52	'05-06
Kelly Kisio	52	'92-93
10. Joe Thornton	49	'10-11
Vincent Damphousse	49	'99-00
Craig Janney	49	'95-96

* — led NHL ** — led NHL (96 total)

PENALTY MINUTES		
1. Link Gaetz	326	'91-92
2. Jeff Odgers	253	'92-93
3. Doug Zmolek	229	'92-93
4. Andrei Nazarov	222	'96-97
Jeff Odgers	222	'93-94
6. Jeff Odgers	217	'91-92
7. Bryan Marchment	204	'00-01
8. Dody Wood	193	'96-97
9. Jeff Odgers	192	'95-96
10. Marty McSorley	186	'96-97

POWER PLAY GOALS		
1. Jonathan Cheechoo	24	'05-06
2. Patrick Marleau	20	'05-06
3. Dany Heatley	18	'09-10
Owen Nolan	18	'99-00
5. Joe Pavelski	16	'13-14
6. Vincent Damphousse	15	'02-03
Jonathan Cheechoo	15	'06-07
8. Patrick Marleau	14	'06-07
Johan Garpenlov	14	'92-93
10. Patrick Marleau	12	'09-10
Owen Nolan	12	'95-96
Ray Sheppard	12	'95-96

SHORTHANDED GOALS		
1. Jeff Friesen	6	'97-98
Jamie Baker	6	'95-96
3. Patrick Marleau	5	'08-09
4. Patrick Marleau	4	'09-10
Marco Sturm	4	'99-00
Nils Ekman	4	'03-04
Owen Nolan	4	'99-00
8. 11 tied	3	

GAME-WINNING GOALS		
1. Jonathan Cheechoo	11	'05-06
2. Patrick Marleau	10	'08-09
Jeremy Roenick	10	'07-08
4. Patrick Marleau	9	'10-11
Dany Heatley	9	'09-10
Jonathan Cheechoo	9	'03-04
Patrick Marleau	9	'06-07
Milan Michalek	9	'06-07
9. Patrick Marleau	8	'11-12
Logan Couture	8	'10-11
Milan Michalek	8	'07-08
Teemu Selanne	8	'01-02



SINGLE SEASON LEADERS


Active players on Sharks Roster in **bold**

SHOTS

1.	Jonathan Cheechoo	317	'05-06
2.	Patrick Marleau	285	'13-14
3.	Joe Pavelski	282	'10-11
4.	Dany Heatley	280	'09-10
5.	Patrick Marleau	279	'10-11
6.	Patrick Marleau	274	'09-10
7.	Joe Pavelski	269	'11-12
8.	Joe Pavelski	266	'08-09
9.	Owen Nolan	261	'99-00
10.	Patrick Marleau	260	'05-06

HAT TRICKS

1.	Jonathan Cheechoo	5	'05-06
2.	Joe Pavelski	3	'13-14
	Jonathan Cheechoo	3	'06-07
4.	Dany Heatley	2	'09-10
	Tony Granato	2	'96-97
	Igor Larionov	2	'93-94
	Rob Gaudreau	2	'92-93
8.	32 players tied at 1		



Jeff Friesen



Jonathan Cheechoo



GOALTENDING SINGLE SEASON LEADERS

Active players on Sharks Roster in **bold**



Alex Stalock

GAMES PLAYED

1.	Evgeni Nabokov	^77	'07-08
2.	Arturs Irbe	*74	'93-94
3.	Evgeni Nabokov	71	'09-10
4.	Antti Niemi	68	'11-12
5.	Evgeni Nabokov	67	'01-02
	Steve Shields	67	'99-00
7.	Evgeni Nabokov	66	'00-01
8.	Antti Niemi	64	'13-14
9.	Evgeni Nabokov	62	'08-09
	Mike Vernon	62	'97-98

* — Led NHL ^ — Tied for NHL Lead

MINUTES

1.	Evgeni Nabokov	4,561	'07-08
2.	Arturs Irbe	*4,412	'93-94
3.	Evgeni Nabokov	4,194	'09-10
4.	Antti Niemi	3,936	'11-12
5.	Evgeni Nabokov	3,901	'01-02
6.	Steve Shields	3,797	'99-00
7.	Antti Niemi	3,740	'13-14
8.	Evgeni Nabokov	3,700	'00-01
9.	Evgeni Nabokov	3,686	'08-09
10.	Mike Vernon	3,564	'97-98

* — Led NHL

GOALS-AGAINST AVERAGE

(Min. 15 GP)

1.	Alex Stalock	1.87	'13-14
2.	Vesa Toskala	2.06	'03-04
3.	Evgeni Nabokov	2.14	'07-08
4.	Antti Niemi	2.16	'12-13
5.	Brian Boucher	2.18	'08-09
6.	Evgeni Nabokov	2.19	'00-01
7.	Evgeni Nabokov	2.20	'03-04
8.	Steve Shields	2.22	'98-99
9.	Mike Vernon	2.27	'98-99
10.	Evgeni Nabokov	2.29	'06-07
	Evgeni Nabokov	2.29	'01-02

WINS

1.	Evgeni Nabokov	*46	'07-08
2.	Evgeni Nabokov	44	'09-10
3.	Evgeni Nabokov	41	'08-09
4.	Antti Niemi	39	'13-14
4.	Evgeni Nabokov	37	'01-02
5.	Antti Niemi	35	'10-11
6.	Antti Niemi	34	'11-12
7.	Evgeni Nabokov	32	'00-01
8.	Evgeni Nabokov	31	'03-04
9.	Mike Vernon	30	'97-98
	Arturs Irbe	30	'93-94

* — Led NHL



GOALTENDING SINGLE SEASON LEADERS

Active players on Sharks Roster in **bold**



Steve Shields

DECISIONS

1.	Evgeni Nabokov (46-21-8)	75	'07-08
2.	Arturs Irbe (30-28-16)	74	'93-94
3.	Evgeni Nabokov (44-16-10)	70	'09-10
4.	Evgeni Nabokov (37-24-5)	67	'01-02
5.	Antti Niemi (34-22-9)	65	'11-12
	Steve Shields (27-30-8)	65	'99-00
7.	Antti Niemi (39-17-7)	63	'13-14
8.	Evgeni Nabokov (41-12-8)	61	'08-09
9.	Evgeni Nabokov (32-21-7)	60	'00-01
	Mike Vernon (30-22-8)	60	'97-98

EMPTY-NET GOALS ALLOWED

1.	Chris Terreri	10	'95-96
2.	Evgeni Nabokov	6	'07-08
	Jarmo Myllys	6	'91-92
4.	Evgeni Nabokov	5	'02-03
	Evgeni Nabokov	5	'01-02
6.	Antti Niemi	4	'11-12
	Evgeni Nabokov	4	'06-07
	Kelly Hrudey	4	'97-98
	Kelly Hrudey	4	'96-97
	Chris Terreri	4	'96-97
	Arturs Irbe	4	'93-94
	Arturs Irbe	4	'94-95

SHUTOUTS

1.	Evgeni Nabokov	^9	'03-04
2.	Evgeni Nabokov	7	'08-09
	Evgeni Nabokov	7	'06-07
	Evgeni Nabokov	7	'01-02
5.	Antti Niemi	6	'11-12
	Antti Niemi	6	'10-11
	Evgeni Nabokov	6	'07-08
	Evgeni Nabokov	*6	'00-01
9.	Mike Vernon	#5	'97-98
10.	Antti Niemi	4	'13-14
	Antti Niemi	4	'12-13
	Vesa Toskala	4	'06-07
	Steve Shields	4	'99-00
	Arturs Irbe	4	'94-95
	Mike Vernon	4	'98-99
	Steve Shields	4	'98-99

*Evgeni Nabokov and Vesa Toskala shared a shutout on Nov. 21, 2003, but it is not counted in Nabokov's totals.

*Evgeni Nabokov and Miikka Kiprusoff shared a shutout on March 12, 2001. Kiprusoff faced no shots in 38 seconds, but the shutout is not counted in Nabokov's totals. # Mike Vernon and Kelly Hrudey shared a shutout on April 7, 1998 vs. Calgary but it is not counted in Vernon's totals.



LEADERS BY SEASON

Active players on Sharks Roster in **bold**.* — Led the NHL ** — Tied for NHL lead

GAMES PLAYED			1995-96	Jeff Friesen	79	
2013-14	Joe Pavelski	82	1994-95	Michal Sykora	48	
	Joe Thornton			Jeff Friesen		
	Patrick Marleau			Jeff Odgers		
	Justin Braun			Sandis Ozolinsh		
2012-13	Joe Thornton	48	1993-94	Gaetan Duchesne	84	
	Logan Couture		1992-93	Rob Gaudreau	84	
	Patrick Marleau			Dean Evason		
	Joe Pavelski		1991-92	Doug Zmolek	79	
2011-12	Marc-Edouard Vlasic	82	GOALS			
	Brad Stuart		2013-14	Joe Pavelski	41	
	Joe Thornton		2012-13	Logan Couture	21	
	Patrick Marleau		2011-12	Logan Couture	31	
2010-11	Joe Pavelski	82	2010-11	Joe Pavelski	37	
	Marc-Edouard Vlasic			Patrick Marleau	37	
	Patrick Marleau			Patrick Marleau	44	
	2009-10			Patrick Marleau	38	
2009-10	Dany Heatley	82	2008-09	Patrick Marleau	29	
	Ryane Clowe		2007-08	Joe Thornton	37	
	Kent Huskins		2006-07	Jonathan Cheechoo	*56	
	2008-09		Joe Thornton	82	2005-06	Jonathan Cheechoo
2008-09	Marc-Edouard Vlasic	82	2003-04	Patrick Marleau	28	
	Joe Thornton		2002-03	Jonathan Cheechoo	28	
	Torrey Mitchell			Patrick Marleau		
	Joe Pavelski			Marco Sturm		
2006-07	Marc-Edouard Vlasic	82		2001-02		Teemu Selanne
	Joe Thornton		Teemu Selanne		25	
	Christian Ehrhoff		2000-01		Patrick Marleau	44
	2005-06		Patrick Marleau		82	1999-00
2003-04	Jonathan Cheechoo	82	1998-99	Joe Murphy	31	
	Scott Hannan		1997-98	Jeff Friesen	31	
	Nils Ekman		1996-97	Owen Nolan	29	
	Alyn McCauley		1995-96	Owen Nolan	15	
2002-03	Vincent Damphousse	82	1994-95	Jeff Friesen	30	
	Patrick Marleau		1993-94	Sergei Makarov	26	
	Marco Sturm		1992-93	Kelly Kisio	25	
	Mike Rathje		1991-92	Pat Falloon		
2001-02	Vincent Damphousse	82				
	Adam Graves					
	Teemu Selanne					
	Brad Stuart					
2000-01	Vincent Damphousse	82				
	Teemu Selanne					
	Gary Suter					
	Niklas Sundstrom					
1999-00	Brad Stuart	82				
	Mike Ricci					
	Vincent Damphousse					
	Jeff Friesen					
1998-99	Mike Rathje	82				
	Mike Ricci					
	Bill Houlder					
	Jeff Friesen					
1997-98	Brad Stuart	82				
	Mike Ricci					
	Jeff Friesen					
	Brad Stuart					
1996-97	Mike Ricci	82				
	Jeff Friesen					
	Brad Stuart					
	Mike Rathje					



LEADERS BY SEASON

Active players on Sharks Roster in **bold*** — Led the NHL ** — Tied for NHL lead

ASSISTS

2013-14	Joe Thornton	65
2012-13	Joe Thornton	33
2011-12	Joe Thornton	59
2010-11	Joe Thornton	49
2009-10	Joe Thornton	69
2008-09	Joe Thornton	61
2007-08	Joe Thornton	*67
2006-07	Joe Thornton	*92
2005-06	Joe Thornton	**72
2003-04	Nils Ekman	33
2002-03	Vincent Damphousse	38
2001-02	Owen Nolan	43
2000-01	Niklas Sundstrom	39
1999-00	Vincent Damphousse	49
1998-99	Jeff Friesen	35
1997-98	Jeff Friesen	32
1996-97	Jeff Friesen	34
1995-96	Craig Janney	49
1994-95	Ulf Dahlen	23
1993-94	Todd Elik	41
1992-93	Kelly Kisio	52
1991-92	Pat Falloon	34

POINTS

2013-14	Joe Pavelski	79
2012-13	Joe Thornton	40
2011-12	Joe Thornton	77
2010-11	Patrick Marleau	73
2009-10	Joe Thornton	89
2008-09	Joe Thornton	86
2007-08	Joe Thornton	96
2006-07	Joe Thornton	**114
2005-06	Jonathan Cheechoo	93
2003-04	Patrick Marleau	57
2002-03	Teemu Selanne	64
2001-02	Owen Nolan	66
2000-01	Patrick Marleau	52
1999-00	Owen Nolan	84
1998-99	Jeff Friesen	57
1997-98	Jeff Friesen	63
1996-97	Owen Nolan	63
1995-96	Craig Janney	62
1994-95	Ulf Dahlen	34
1993-94	Sergei Makarov	68
1992-93	Kelly Kisio	78
1991-92	Pat Falloon	59

PLUS/MINUS

(MIN. 60 PERCENT OF TEAM'S GAMES PLAYED)

2013-14	Marc-Edouard Vlasic	+31
2012-13	Logan Couture	+7
	Martin Havlat	
2011-12	Joe Pavelski	+18
2010-11	Jason Demers	+19
2009-10	Patrick Marleau	+21
	Marc-Edouard Vlasic	
2008-09	Joe Thornton	+16
	Patrick Marleau	
	Devin Setoguchi	
2007-08	Douglas Murray	+20
2006-07	Joe Thornton	+24
2005-06	Joe Thornton	+31
2003-04	Nils Ekman	+30
2002-03	Marco Sturm	+9
2001-02	Marco Sturm	+23
	Mike Rathje	
2000-01	Vincent Damphousse	+17
1999-00	Mike Ricci	+14
1998-99	Owen Nolan	+16
1997-98	Bill Houlder	+13
1996-97	Andrei Nazarov	-4
1995-96	Jeff Odgers	-4
1994-95	Jayson More	+7
1993-94	Igor Larionov	+20
1992-93	Kelly Kisio	-15
1991-92	Neil Wilkinson	-11

PENALTY MINUTES

2013-14	Andrew Desjardins	86
2012-13	Ryane Clowe	79
2011-12	Ryane Clowe	97
2010-11	Jamal Mayers	124
2009-10	Ryane Clowe	131
2008-09	Jody Shelley	116
2007-08	Craig Rivet	104
2006-07	Mark Bell	83
2005-06	Mark Smith	97
2003-04	Scott Parker	101
2002-03	Bryan Marchment	108
2001-02	Bryan Marchment	178
2000-01	Bryan Marchment	204
1999-00	Ron Stern	151
1998-99	Ron Stern	158
1997-98	Owen Nolan	144
1996-97	Andrei Nazarov	222
1995-96	Jeff Odgers	192
1994-95	Jeff Odgers	117
1993-94	Jeff Odgers	222
1992-93	Jeff Odgers	253
1991-92	Link Gaetz	326



LEADERS BY SEASON

Active players on Sharks Roster in **bold**

POWER PLAY GOALS

2013-14	Joe Pavelski	16
2012-13	Logan Couture	7
2011-12	Logan Couture	11
2010-11	Patrick Marleau	11
	Dany Heatley	
	Joe Pavelski	
2009-10	Dany Heatley	18
2008-09	Joe Thornton	11
	Patrick Marleau	
	Devin Setoguchi	
	Ryane Clowe	
2007-08	Joe Thornton	11
2006-07	Jonathan Cheechoo	15
2005-06	Jonathan Cheechoo	24
2003-04	Marco Sturm	10
2002-03	Vincent Damphousse	15
2001-02	Teemu Selanne	9
2000-01	Owen Nolan	10
1999-00	Owen Nolan	18
1998-99	Jeff Friesen	10
1997-98	Jeff Friesen	7
1996-97	Owen Nolan	10
1995-96	Owen Nolan	12
	Ray Sheppard	
1994-95	Jeff Friesen	5
1993-94	Sergei Makarov	10
1992-93	Johan Garpenlov	14
1991-92	David Bruce	10

SHORTHANDED GOALS

2013-14	Tommy Wingels	2
	Logan Couture	
	Patrick Marleau	
2012-13	Patrick Marleau	1
	Tommy Wingels	
	Adam Burish	
2011-12	Logan Couture	2
2010-11	Patrick Marleau	2
	Joe Thornton	
2009-10	Patrick Marleau	4
2008-09	Patrick Marleau	5
2007-08	Mike Grier	3
2006-07	Mike Grier	3
2005-06	Jonathan Cheechoo	2
	Alyn McCauley	
2003-04	Nils Ekman	4
2002-03	Owen Nolan	3
2001-02	Marco Sturm	3
	Adam Graves	
2000-01	Marco Sturm	3
1999-00	Owen Nolan	4
	Marco Sturm	



Tommy Wingels

1998-99	3 players tied with	2
1997-98	Jeff Friesen	6
1996-97	Jeff Friesen	2
	Ron Sutter	
1995-96	Jamie Baker	6
1994-95	6 players tied	1
1993-94	Igor Larionov	2
	Mike Sullivan	
1992-93	3 players tied	2
1991-92	Kelly Kisio	3
	Brian Mullen	3

GAME-WINNING GOALS

2013-14	Tommy Wingels	7
2012-13	Logan Couture	5
	Joe Pavelski	
2011-12	Patrick Marleau	8
2010-11	Patrick Marleau	9
2009-10	Dany Heatley	9
2008-09	Patrick Marleau	10
2007-08	Jeremy Roenick	10
2006-07	Patrick Marleau	9
	Milan Michalek	
2005-06	Jonathan Cheechoo	11
2003-04	Jonathan Cheechoo	9
2002-03	Vincent Damphousse	6
2001-02	Teemu Selanne	8
2000-01	Patrick Marleau	6
1999-00	Jeff Friesen	7
1998-99	Bill Houlder	5
1997-98	Jeff Friesen	7
1996-97	Jeff Friesen	5
1995-96	Ray Sheppard	4
1994-95	Ulf Dahlen	4
1993-94	Sergei Makarov	5
1992-93	Kelly Kisio	2
	Tom Pederson	
1991-92	3 players tied	2



LEADERS BY SEASON

Active players on Sharks Roster in **bold**

SHOTS

2013-14	Patrick Marleau	285
2012-13	Logan Couture	151
2011-12	Joe Pavelski	269
2010-11	Joe Pavelski	282
2009-10	Dany Heatley	280
2008-09	Joe Pavelski	266
2007-08	Milan Michalek	233
2006-07	Jonathan Cheechoo	250
2005-06	Jonathan Cheechoo	317
2003-04	Patrick Marleau	220
2002-03	Teemu Selanne	253
2001-02	Owen Nolan	217
2000-01	Owen Nolan	190
1999-00	Owen Nolan	261
1998-99	Jeff Friesen	215
1997-98	Owen Nolan	192
1996-97	Tony Granato	231
1995-96	Owen Nolan	184
1994-95	Pat Falloon	91
1993-94	Pat Falloon	193
1992-93	Rob Gaudreau	191
1991-92	Pat Falloon	181

HAT TRICKS

2013-14	Joe Pavelski	3
2012-13	None	
2011-12	Patrick Marleau	1
2010-11	Joe Thornton	1
	Devin Setoguchi	1
2009-10	Dany Heatley	2
2008-09	None	
2007-08	Joe Thornton	1
	Jonathan Cheechoo	
2006-07	Jonathan Cheechoo	3
2005-06	Jonathan Cheechoo	5
2003-04	Alyn McCauley	1
2002-03	None	
2001-02	Patrick Marleau	1
2000-01	Scott Thornton/Todd Harvey/ Mike Ricci/Teemu Selanne	1
1999-00	Owen Nolan/Jeff Friesen	1
1998-99	Marco Sturm/ Vincent Damphousse	1
1997-98	None	
1996-97	Tony Granato	2
1995-96	Owen Nolan/Ray Sheppard/ Kevin Miller/Alexei Yegorov/ Jeff Friesen	1
1994-95	None	
1993-94	Igor Larionov	2
1992-93	Rob Gaudreau	2
1991-92	None	



Owen Nolan

POINTS BY DEFENSEMAN

2013-14	Dan Boyle	36
2012-13	Dan Boyle	20
2011-12	Dan Boyle	48
2010-11	Dan Boyle	50
2009-10	Dan Boyle	58
2008-09	Dan Boyle	57
2007-08	Craig Rivet	35
2006-07	Matt Carle	42
2005-06	Tom Preissing	43
2003-04	Brad Stuart	39
2002-03	Mike Rathje	29
2001-02	Gary Suter	33
2000-01	Gary Suter	34
1999-00	Brad Stuart	36
1998-99	Bill Houlder	32
1997-98	Bill Houlder	32
1996-97	Todd Gill	21
1995-96	Marcus Ragnarsson	39
1994-95	Sandis Ozolinsh	25
1993-94	Sandis Ozolinsh	64
1992-93	Sandis Ozolinsh	23
1991-92	Doug Wilson	28
	David Williams	28



GOALTENDING LEADERS BY SEASON

Active players on Sharks Roster in **bold**.* — Led the NHL ** — Tied for NHL Lead

GAMES PLAYED

2013-14	Antti Niemi	64
2012-13	Antti Niemi	43
2011-12	Antti Niemi	68
2010-11	Antti Niemi	60
2009-10	Evgeni Nabokov	71
2008-09	Evgeni Nabokov	62
2007-08	Evgeni Nabokov	**77
2006-07	Evgeni Nabokov	50
2005-06	Evgeni Nabokov	45
2003-04	Evgeni Nabokov	59
2002-03	Evgeni Nabokov	55
2001-02	Evgeni Nabokov	67
2000-01	Evgeni Nabokov	66
1999-00	Steve Shields	67
1998-99	Mike Vernon	49
1997-98	Mike Vernon	62
1996-97	Kelly Hrudey	48
1995-96	Chris Terreri	46
1994-95	Arturs Irbe	38
1993-94	Arturs Irbe	74
1992-93	Arturs Irbe	36
	Jeff Hackett	
1991-92	Jeff Hackett	42

GOALS-AGAINST AVERAGE

(MIN. 15 GP)

2013-14	Alex Stalock	1.87
2012-13	Antti Niemi	2.16
2011-12	Thomas Greiss	2.30
2010-11	Antti Niemi	2.38
2009-10	Evgeni Nabokov	2.43
2008-09	Brian Boucher	2.18
2007-08	Evgeni Nabokov	2.14
2006-07	Evgeni Nabokov	2.29
2005-06	Vesa Toskala	2.56
2003-04	Evgeni Nabokov	2.20
2002-03	Evgeni Nabokov	2.71
2001-02	Evgeni Nabokov	2.29
2000-01	Evgeni Nabokov	2.19
1999-00	Mike Vernon	2.49
1998-99	Steve Shields	2.22
1997-98	Mike Vernon	2.46
1996-97	Chris Terreri	2.75
1995-96	Chris Terreri	3.70
1994-95	Arturs Irbe	3.26
1993-94	Arturs Irbe	2.84
1992-93	Arturs Irbe	4.11
1991-92	Jeff Hackett	3.84

MINUTES

2013-14	Antti Niemi	3740
2012-13	Antti Niemi	*2,581
2011-12	Antti Niemi	3,936
2010-11	Antti Niemi	3,524
2009-10	Evgeni Nabokov	4,194
2008-09	Evgeni Nabokov	3,686
2007-08	Evgeni Nabokov	4,561
2006-07	Evgeni Nabokov	2,778
2005-06	Evgeni Nabokov	2,575
2003-04	Evgeni Nabokov	3,456
2002-03	Evgeni Nabokov	1,561
2001-02	Evgeni Nabokov	3,901
2000-01	Evgeni Nabokov	3,700
1999-00	Steve Shields	3,797
1998-99	Mike Vernon	2,831
1997-98	Mike Vernon	3,564
1996-97	Kelly Hrudey	2,631
1995-96	Chris Terreri	2,516
1994-95	Arturs Irbe	2,043
1993-94	Arturs Irbe	4,412
1992-93	Arturs Irbe	2,074
1991-92	Jeff Hackett	2,314

WINS

2013-14	Antti Niemi	39
2012-13	Antti Niemi	**24
2011-12	Antti Niemi	34
2010-11	Antti Niemi	35
2009-10	Evgeni Nabokov	44
2008-09	Evgeni Nabokov	41
2007-08	Evgeni Nabokov	*46
2006-07	Vesa Toskala	26
2005-06	Vesa Toskala	23
2003-04	Evgeni Nabokov	31
2002-03	Evgeni Nabokov	19
2001-02	Evgeni Nabokov	37
2000-01	Evgeni Nabokov	32
1999-00	Steve Shields	27
1998-99	Mike Vernon	16
1997-98	Mike Vernon	30
1996-97	Kelly Hrudey	16
1995-96	Chris Terreri	13
1994-95	Arturs Irbe	14
1993-94	Arturs Irbe	30
1992-93	Arturs Irbe	7
1991-92	Jeff Hackett	11



GOALTENDING LEADERS BY SEASON

Active players on Sharks Roster in **bold**

DECISIONS

2013-14	Antti Niemi	63
2012-13	Antti Niemi (24-12-6)	42
2011-12	Antti Niemi (34-22-9)	65
2010-11	Antti Niemi (35-18-6)	59
2009-10	Evgeni Nabokov (44-16-10)	70
2008-09	Evgeni Nabokov (41-12-8)	61
2007-08	Evgeni Nabokov (46-21-8)	75
2006-07	Evgeni Nabokov (25-16-4)	45
2005-06	Evgeni Nabokov (16-19-7)	42
2003-04	Evgeni Nabokov (31-19-8)	58
2002-03	Evgeni Nabokov (19-28-8)	55
2001-02	Evgeni Nabokov (37-24-5)	67
2000-01	Evgeni Nabokov (32-21-7)	60
1999-00	Steve Shields (27-30-8)	65
1998-99	Mike Vernon (16-22-10)	38
1997-98	Mike Vernon (30-22-8)	60
1996-97	Kelly Hrudey (16-24-5)	45
1995-96	Chris Terreri (13-29-1)	43
1994-95	Arturs Irbe (14-19-3)	36
1993-94	Arturs Irbe (30-28-16)	74
1992-93	Jeff Hackett (2-30-1)	33
	Arturs Irbe (7-26-0)	
1991-92	Jeff Hackett (11-27-1)	39

EMPTY NET GOALS ALLOWED

2013-14	Alex Stalock	3
2012-13	Antti Niemi	3
2011-12	Antti Niemi	4
2010-11	Antti Niemi	2
	Antero Niittymaki	2
2009-10	Thomas Greiss	2
	Evgeni Nabokov	2
2008-09	Brian Boucher	2
2007-08	Evgeni Nabokov	6
2006-07	Evgeni Nabokov	4
2005-06	Evgeni Nabokov	2
2003-04	Vesa Toskala	3
2002-03	Evgeni Nabokov	5
2001-02	Evgeni Nabokov	5
2000-01	Evgeni Nabokov	3
1999-00	Steve Shields	3
1998-99	Mike Vernon	3
1997-98	Kelly Hrudey	4
1996-97	Kelly Hrudey	4
	Chris Terreri	4
1995-96	Chris Terreri	10
1994-95	Arturs Irbe	4
1993-94	Arturs Irbe	4
1992-93	Arturs Irbe	3
1991-92	Jarmo Myllys	6

SHUTOUTS

2013-14	Antti Niemi	4
2012-13	Antti Niemi	4
2011-12	Antti Niemi	6
2010-11	Antti Niemi	6
2009-10	Evgeni Nabokov	3
2008-09	Evgeni Nabokov	7
2007-08	Evgeni Nabokov	6
2006-07	Evgeni Nabokov	7
2005-06	Vesa Toskala	2
2003-04	Evgeni Nabokov	^9
2002-03	Evgeni Nabokov	3
2001-02	Evgeni Nabokov	7
2000-01	Evgeni Nabokov	*6
1999-00	Steve Shields	4
1998-99	Mike Vernon/Steve Shields	4
1997-98	Mike Vernon	#5
1996-97	Ed Belfour	1
1995-96	None	
1994-95	Arturs Irbe	4
1993-94	Arturs Irbe	3
1992-93	Arturs Irbe	1
1991-92	None	

*Nabokov and Vesa Toskala shared a shutout on Nov. 21, 2003, but it is not counted in Nabokov's totals.

*Nabokov and Miikka Kiprusoff shared a shutout on March 12, 2001. Kiprusoff faced no shots in 38 seconds, but the shutout is not counted in Nabokov's totals.

#Vernon and Kelly Hrudey shared a shutout on April 7, 1998 but it is not counted in Vernon's totals.

GOALS ALLOWED

2013-14	Antti Niemi	149
2012-13	Antti Niemi	93
2011-12	Antti Niemi	159
2010-11	Antti Niemi	140
2009-10	Evgeni Nabokov	170
2008-09	Evgeni Nabokov	150
2007-08	Evgeni Nabokov	163
2006-07	Evgeni Nabokov	106
2005-06	Evgeni Nabokov	133
2003-04	Evgeni Nabokov	127
2002-03	Evgeni Nabokov	146
2001-02	Evgeni Nabokov	149
2000-01	Evgeni Nabokov	135
1999-00	Steve Shields	162
1998-99	Mike Vernon	107
1997-98	Mike Vernon	146
1996-97	Kelly Hrudey	140
1995-96	Chris Terreri	155
1994-95	Arturs Irbe	111
1993-94	Arturs Irbe	209
1992-93	Jeff Hackett	176
1991-92	Jeff Hackett	148



GOALTENDING LEADERS BY SEASON

Active players on Sharks Roster in **bold**

SHOTS AGAINST

2013-14	Antti Niemi	1705
2012-13	Antti Niemi	1,220
2011-12	Antti Niemi	1,865
2010-11	Antti Niemi	1,741
2009-10	Evgeni Nabokov	2,168
2008-09	Evgeni Nabokov	1,663
2007-08	Evgeni Nabokov	1,802
2006-07	Evgeni Nabokov	1,227
2005-06	Evgeni Nabokov	1,160
2003-04	Evgeni Nabokov	1,610
2002-03	Evgeni Nabokov	1,561
2001-02	Evgeni Nabokov	1,818
2000-01	Evgeni Nabokov	1,582
1999-00	Steve Shields	1,826
1998-99	Mike Vernon	1,200
1997-98	Mike Vernon	1,401
1996-97	Kelly Hrudey	1,263
1995-96	Chris Terreri	1,322
1994-95	Arturs Irbe	1,056
1993-94	Arturs Irbe	2,064
1992-93	Arturs Irbe	1,250
1991-92	Jeff Hackett	1,366

SAVE PERCENTAGE

(MIN. 15 OF TEAM'S GAMES PLAYED)

2013-14	Antti Niemi	.932
2012-13	Antti Niemi	.924
2011-12	Antti Niemi	.915
	Thomas Greiss	
2010-11	Antti Niemi	.920
2009-10	Evgeni Nabokov	.922
2008-09	Brian Boucher	.917
2007-08	Evgeni Nabokov	.910
2006-07	Evgeni Nabokov	.914
2005-06	Vesa Toskala	.901
2003-04	Evgeni Nabokov	.921
2002-03	Evgeni Nabokov	.906
2001-02	Evgeni Nabokov	.918
2000-01	Evgeni Nabokov	.915
1999-00	Steve Shields/Mike Vernon	.911
1998-99	Steve Shields	.921
1997-98	Kelly Hrudey	.897
1996-97	Chris Terreri	.901
1995-96	Chris Terreri	.883
1994-95	Wade Flaherty	.903
1993-94	Arturs Irbe	.899
1992-93	Arturs Irbe	.886
1991-92	Jeff Hackett	.892

GOALS

2001-02	Evgeni Nabokov	1
---------	----------------	---

ASSISTS

2013-14	Antti Niemi	2
2012-13	Antti Niemi	1
2011-12	None	
2010-11	Antti Niemi	1
2009-10	None	
2008-09	Evgeni Nabokov	1
2007-08	Evgeni Nabokov	2
2006-07	Vesa Toskala	3
2005-06	Vesa Toskala	1
	Evgeni Nabokov	1
2003-04	None	
2002-03	None	
2001-02	Evgeni Nabokov	3
2000-01	Evgeni Nabokov	2
1999-00	Steve Shields	1
1998-99	Steve Shields	1
1997-98	Mike Vernon	2
1996-97	None	
1995-96	Chris Terreri	5
1994-95	Wade Flaherty	1
1993-94	Arturs Irbe	2
1992-93	Jeff Hackett	1
	Brian Hayward	
1991-92	Jeff Hackett	2

PENALTY MINUTES

2013-14	Alex Stalock	2
2012-13	Antti Niemi	2
2011-12	Antti Niemi	2
	Thomas Greiss	2
2010-11	Antti Niemi	2
	Antero Niittymaki	2
2009-10	Evgeni Nabokov	6
2008-09	Evgeni Nabokov	12
2007-08	Evgeni Nabokov	12
2006-07	Evgeni Nabokov	6
2005-06	Evgeni Nabokov	18
2003-04	Evgeni Nabokov	14
2002-03	Evgeni Nabokov	10
2001-02	Evgeni Nabokov	14
2000-01	Evgeni Nabokov	8
1999-00	Steve Shields	29
1998-99	Mike Vernon	8
1997-98	Mike Vernon	24
1996-97	Ed Belfour	8
1995-96	Arturs Irbe	4
	Chris Terreri	4
1994-95	Arturs Irbe	4
1993-94	Arturs Irbe	16
1992-93	Arturs Irbe	10
1991-92	Brian Hayward	14



ROOKIE SINGLE SEASON LEADERS

Active players on Sharks Roster in **bold**

GAMES PLAYED

1. Doug Zmolek	84	'92-93
2. Torrey Mitchell	82	'07-08
Brad Stuart	82	'99-00
4. Marc-Edouard Vlasic	81	'06-07
Milan Michalek	81	'05-06
Marcel Goc	81	'05-06
7. Logan Couture	79	'10-11
Pat Falloon	79	'91-92
9. Matt Carle	77	'06-07
10. Andrew Desjardins	76	'11-12

GOALS

1. Logan Couture	32	'10-11
2. Pat Falloon	25	'91-92
3. Rob Gaudreau	23	'92-93
4. Milan Michalek	17	'05-06
5. Ryane Clowe	16	'06-07
6. Tomas Hertl	15	'13-14
Jeff Friesen	15	'94-95
7. Joe Pavelski	14	'06-07
Steve Bernier	14	'05-06
9. Patrick Marleau	13	'97-98
Steve Guolla	13	'96-97
Shean Donovan	13	'95-96

ASSISTS

1. Pat Falloon	34	'91-92
2. Matt Carle	31	'06-07
Marcus Ragnarsson	31	'95-96
Brad Stuart	26	'99-00
5. David Williams	25	'91-92
6. Logan Couture	24	'10-11
7. Marc-Edouard Vlasic	23	'06-07
8. Marco Sturm	20	'97-98
Rob Gaudreau	20	'92-93
10. Jim Fahey	19	'02-03
Patrick Marleau	19	'97-98

POINTS

1. Pat Falloon	59	'91-92
2. Logan Couture	56	'10-11
3. Rob Gaudreau	43	'92-93
4. Matt Carle	42	'06-07
5. Marcus Ragnarsson	39	'95-96
6. Brad Stuart	36	'99-00
7. Milan Michalek	35	'05-06
8. Ryane Clowe	34	'06-07
9. Patrick Marleau	32	'97-98
10. Marco Sturm	30	'97-98
Alexander Korolyuk	30	'98-99

PLUS/MINUS

(MIN. 60 PERCENT OF TEAM'S GAMES PLAYED)

1. Matt Bradley	22	'01-02
2. Logan Couture	18	'10-11
3. Marc-Edouard Vlasic	13	'06-07
4. Tomas Hertl	11	'13-14
5. Matt Carle	9	'06-07
6. Benn Ferriero	8	'10-11
Tom Preissing	8	'03-04
Andrei Zyuzin	8	'97-98
9. Niko Dimitrakos	6	'03-04
10. Jason Demers	5	'09-10
Patrick Marleau	5	'97-98
Josh Gorges	5	'05-06

PENALTY MINUTES

1. Link Gaetz	326	'91-92
2. Doug Zmolek	229	'92-93
3. Jeff Odgers	217	'91-92
4. Dody Wood	138	'95-96
5. Neil Wilkinson	107	'91-92
6. Andrei Nazarov	94	'94-95
7. Rob Davison	92	'03-04
8. Jay More	85	'91-92
9. Ryane Clowe	78	'06-07
10. Brad Staubitz	76	'08-09

POWER PLAY GOALS

1. Logan Couture	10	'10-11
2. Matt Carle	8	'06-07
3. Joe Pavelski	5	'06-07
Grant Stevenson	5	'05-06
Brad Stuart	5	'99-00
Pat Falloon	5	'91-92
Jeff Friesen	5	'94-95
Rob Gaudreau	5	'92-93
9. Matt Nieto	4	'13-14
Ryane Clowe	4	'06-07
Milan Michalek	4	'05-06
Marcus Ragnarsson	4	'95-96
Dale Craigwell	4	'91-92

SHORTHANDED GOALS

1. Torrey Mitchell	2	'07-08
Rob Gaudreau	2	'92-93
3. Tomas Plihal	1	'08-09
Steve Bernier	1	'05-06
Brad Stuart	1	'99-00
Jeff Friesen	1	'94-95
Dody Wood	1	'95-96
Shean Donovan	1	'95-96



ROOKIE SINGLE SEASON LEADERS

Active players on Sharks Roster in **bold**



Matt Nieto

GAME-WINNING GOALS

1. Logan Couture	8	'10-11
2. Niko Dimitrakos	4	'03-04
3. Tomas Hertl	3	'13-14
Andrew Desjardins	3	'11-12
Joe Pavelski	3	'06-07
Ryane Clowe	3	'06-07
Jonathan Cheechoo	3	'02-03
Marco Sturm	3	'97-98
9. Matt Nieto	2	'13-14
Devin Setoguchi	2	'07-08
Milan Michalek	2	'05-06
Marcel Goc	2	'05-06
Grant Stevenson	2	'05-06
Jeff Jillson	2	'01-02
Matt Bradley	2	'01-02
Patrick Marleau	2	'97-98
Andrei Zyuzin	2	'97-98
Shean Donovan	2	'95-96
Dale Craigwell	2	'91-92
Jeff Friesen	2	'94-95
Tom Pederson	2	'92-93

SHOTS

1. Logan Couture	253	'10-11
2. Rob Gaudreau	191	'92-93
3. Pat Falloon	181	'91-92
4. Milan Michalek	159	'05-06
5. Brad Stuart	133	'99-00
6. Matt Nieto	124	'13-14
7. Marco Sturm	118	'97-98
8. Niko Dimitrakos	116	'03-04
9. Joe Pavelski	111	'06-07
Matt Carle	111	'06-07

HAT TRICKS

1. Rob Gaudreau	2	'92-93
2. Tomas Hertl	1	'13-14
Ryane Clowe	1	'06-07
Alexei Yegorov	1	'95-96

POINTS BY DEFENSEMAN

1. Matt Carle	42	'06-07
2. Marcus Ragnarsson	39	'95-96
3. Brad Stuart	36	'99-00
4. David Williams	28	'91-92
5. Marc-Edouard Vlasic	26	'06-07
6. Sandis Ozolinsh	23	'92-93
7. Jason Demers	21	'09-10
8. Tom Pederson	20	'92-93
9. Jim Fahey	19	'02-03
Tom Preissing	19	'03-04



TEAM STATISTICS BY SEASON



Rob Blake

Franchise best in **bold**

OVERALL RECORD

2013-14	51-22-9	(111 points)	2002-03	17-16-5-3	(42 points)
2012-13	25-16-7	(57 points)	2001-02	25-11-3-2	(55 points)
2011-12	43-29-10	(96 points)	2000-01	22-14-4-1	(49 points)
2010-11	48-25-9	(105 points)	1999-00	21-17-3-3	(48 points)
2009-10	51-20-11	(113 points)	1998-99	17-15-9	(43 points)
2008-09*	53-18-11	(117 points)	1997-98	17-19-5	(39 points)
2007-08	49-23-10	(108 points)	1996-97	14-23-4	(32 points)
2006-07	51-26-5	(107 points)	1995-96	12-26-3	(27 points)
2005-06	44-27-11	(99 points)	1994-95	10-13-1	(21 points)
2003-04	43-21-12-6	(104 points)	1993-94	19-13-10	(48 points)
2002-03	28-37-9-8	(73 points)	1992-93	8-33-1	(17 points)
2001-02	44-27-8-3	(99 points)	1991-92	14-23-3	(31 points)
2000-01	40-27-12-3	(95 points)			
1999-00	35-30-10-7	(87 points)			
1998-99	31-33-18	(80 points)			
1997-98	34-38-10	(78 points)			
1996-97	27-47-8	(62 points)			
1995-96	20-55-7	(47 points)			
1994-95	19-25-4	(42 points)			
1993-94	33-35-16	(82 points)			
1992-93	11-71-2	(24 points)			
1991-92	17-58-5	(39 points)			

* — Presidents' Trophy

HOME RECORD

2013-14	29-7-5	(63 points)	2002-03	17-16-5-3	(42 points)
2012-13	17-2-5	(39 points)	2001-02	25-11-3-2	(55 points)
2011-12	26-12-3	(55 points)	2000-01	22-14-4-1	(49 points)
2010-11	25-11-5	(55 points)	1999-00	21-17-3-3	(48 points)
2009-10	27-6-8	(62 points)	1998-99	17-15-9	(43 points)
2008-09	32-5-4 (led NHL)	(68 points)	1997-98	17-19-5	(39 points)
2007-08	22-13-6	(50 points)	1996-97	14-23-4	(32 points)
2006-07	25-12-4	(54 points)	1995-96	12-26-3	(27 points)
2005-06	25-9-7	(57 points)	1994-95	10-13-1	(21 points)
2003-04	24-8-7-2	(57 points)	1993-94	19-13-10	(48 points)
			1992-93	8-33-1	(17 points)
			1991-92	14-23-3	(31 points)

ROAD RECORD

2013-14	22-15-4	(48 points)
2012-13	8-14-2	(18 points)
2011-12	17-17-7	(41 points)
2010-11	23-14-4	(50 points)
2009-10	24-14-3	(51 points)
2008-09	21-13-7	(49 points)
2007-08	27-10-4 (led NHL)	(58 points)
2006-07	26-14-1 (led NHL)	(53 points)
2005-06	19-18-4	(42 points)
2003-04	19-13-5-4	(47 points)
2002-03	11-21-4-5	(31 points)
2001-02	19-16-5-1	(44 points)
2000-01	18-13-8-2	(46 points)
1999-00	14-20-7-4	(39 points)
1998-99	14-18-9	(37 points)
1997-98	17-19-5	(39 points)
1996-97	13-24-4	(30 points)
1995-96	8-29-4	(20 points)
1994-95	9-12-3	(21 points)
1993-94	14-22-6	(34 points)
1992-93	3-38-1	(7 points)
1991-92	3-35-2	(8 points)



TEAM STATISTICS BY SEASON

GOALS FOR

2013-14	249	(3.04 avg.)
2012-13	116	(2.42 avg.)
2011-12	219	(2.67 avg.)
2010-11	243	(2.96 avg.)
2009-10	257	(3.13 avg.)
2008-09	251	(3.06 avg.)
2007-08	216	(2.63 avg.)
2006-07	256	(3.12 avg.)
2005-06	265	(3.23 avg.)
2003-04	219	(2.67 avg.)
2002-03	214	(2.60 avg.)
2001-02	248	(3.02 avg.)
2000-01	217	(2.65 avg.)
1999-00	225	(2.74 avg.)
1998-99	196	(2.39 avg.)
1997-98	210	(2.56 avg.)
1996-97	211	(2.57 avg.)
1995-96	252	(3.07 avg.)
1994-95	129	(2.69 avg.)
1993-94	252	(3.00 avg.)
1992-93	218	(2.60 avg.)
1991-92	219	(2.74 avg.)

GOALS AGAINST

2013-14	200	(2.44 avg.)
2012-13	112	(2.33 avg.)
2011-12	205	(2.50 avg.)
2010-11	208	(2.54 avg.)
2009-10	209	(2.55 avg.)
2008-09	199	(2.43 avg.)
2007-08	187	(2.28 avg.)
2006-07	197	(2.40 avg.)
2005-06	235	(2.87 avg.)
2003-04	183	(2.23 avg.)
2002-03	239	(2.91 avg.)
2001-02	199	(2.42 avg.)
2000-01	192	(2.34 avg.)
1999-00	214	(2.61 avg.)
1998-99	191	(2.33 avg.)
1997-98	216	(2.63 avg.)
1996-97	278	(3.39 avg.)
1995-96	357	(4.35 avg.)
1994-95	161	(3.35 avg.)
1993-94	265	(3.15 avg.)
1992-93	414	(4.93 avg.)
1991-92	359	(4.49 avg.)

SHOTS FOR

2013-14	2851	(34.8 avg.)
2012-13	1,526	(31.8 avg.)
2011-12	2,773	(33.8 avg.)
2010-11	2,832	(34.5 avg.)
2009-10	2,601	(31.7 avg.)
2008-09	2,720	(33.2 avg.)
2007-08	2,428	(29.6 avg.)
2006-07	2,346	(28.6 avg.)
2005-06	2,483	(30.1 avg.)
2003-04	2,300	(28.0 avg.)
2002-03	2,303	(28.0 avg.)
2001-02	2,228	(27.1 avg.)
2000-01	2,266	(27.6 avg.)
1999-00	2,248	(27.4 avg.)
1998-99	2,143	(26.1 avg.)
1997-98	2,169	(26.5 avg.)
1996-97	2,277	(27.8 avg.)
1995-96	2,143	(26.1 avg.)
1994-95	1,152	(24.0 avg.)
1993-94	2,101	(25.0 avg.)
1992-93	2,384	(28.4 avg.)
1991-92	2,340	(29.3 avg.)

SHOTS AGAINST

2013-14	2281	(27.8 avg.)
2012-13	1,390	(29.0 avg.)
2011-12	2,342	(28.6 avg.)
2010-11	2,369	(28.9 avg.)
2009-10	2,571	(31.3 avg.)
2008-09	2,228	(27.1 avg.)
2007-08	1,981	(24.1 avg.)
2006-07	2,149	(26.2 avg.)
2005-06	2,180	(26.6 avg.)
2003-04	2,373	(28.9 avg.)
2002-03	2,392	(29.2 avg.)
2001-02	2,335	(28.5 avg.)
2000-01	2,169	(26.5 avg.)
1999-00	2,357	(27.4 avg.)
1998-99	2,217	(27.0 avg.)
1997-98	2,020	(24.6 avg.)
1996-97	2,398	(29.2 avg.)
1995-96	2,716	(33.1 avg.)
1994-95	1,517	(31.6 avg.)
1993-94	2,389	(28.4 avg.)
1992-93	3,080	(36.7 avg.)
1991-92	2,900	(36.3 avg.)



TEAM STATISTICS BY SEASON



Mike Grier

PENALTY MINUTES

2013-14	737	(9.0 avg.)	2001-02	15
2012-13	521	(10.9 avg.)	2000-01	8
2011-12	792	(9.6 avg.)	1999-00	16
2010-11	931	(11.4 avg.)	1998-99	8
2009-10	1,155	(14.1 avg.)	1997-98	10
2008-09	1,053	(12.8 avg.)	1996-97	9
2007-08	1,075	(13.1 avg.)	1995-96	15
2006-07	955	(11.6 avg.)	1994-95	6
2005-06	1,058	(12.9 avg.)	1993-94	6
2003-04	1,091	(13.3 avg.)	1992-93	13
2002-03	1,112	(13.5 avg.)	1991-92	11
2001-02	1,249	(15.2 avg.)		
2000-01	1,364	(16.6 avg.)		
1999-00	1,292	(15.8 avg.)		
1998-99	1,423	(17.4 avg.)		
1997-98	1,397	(17.0 avg.)		
1996-97	2,085	(25.4 avg.)		
1995-96	1,480	(18.0 avg.)		
1994-95	840	(17.5 avg.)		
1993-94	1,343	(16.0 avg.)		
1992-93	2,134	(25.4 avg.)		
1991-92	1,894	(23.7 avg.)		

SHORTHANDED GOALS

2013-14	8	2001-02	10
2012-13	3	2000-01	6
2011-12	3	1999-00	10
2010-11	6	1998-99	4
2009-10	8	1997-98	4
2008-09	12	1996-97	5
2007-08	7	1995-96	11
2006-07	7	1994-95	20
2005-06	10	1993-94	5
2003-04	9	1992-93	13
2002-03	5	1991-92	15
			17



TEAM STATISTICS BY SEASON

POWER PLAY PERCENTAGE

2013-14	17.2%	(50-291)
2012-13	20.1%	(34-169)
2011-12	21.1%	(57-270)
2010-11	23.5%	(68-289)
2009-10	21.0%	(65-309)
2008-09	24.2%	(87-360)
2007-08	18.8%	(70-372)
2006-07	22.4%	(92-410)
2005-06	18.2%	(91-500)
2003-04	16.6%	(56-337)
2002-03	18.1%	(68-375)
2001-02	16.0%	(59-369)
2000-01	14.0%	(57-406)
1999-00	16.4%	(62-377)
1998-99	13.3%	(53-399)
1997-98	13.5%	(54-400)
1996-97	14.3%	(50-349)
1995-96	16.1%	(62-385)
1994-95	11.8%	(24-203)
1993-94	16.0%	(68-424)
1992-93	16.1%	(66-409)
1991-92	17.1%	(64-374)

TEAM SHUTOUTS

2013-14	6
2012-13	5
2011-12	6
2010-11	6
2009-10	3
2008-09	9
2007-08	7
2006-07	11
2005-06	5
2003-04	11
2002-03	5
2001-02	9
2000-01	9
1999-00	5
1998-99	8
1997-98	7
1996-97	1
1995-96	0
1994-95	5
1993-94	3
1992-93	1
1991-92	0

PENALTY KILLING PERCENTAGE

2013-14	84.9%	(33-219)
2012-13	85.0%	(22-147)
2011-12	76.9%	(52-225)
2010-11	79.6%	(56-274)
2009-10	85.0%	(49-327)
2008-09	83.3%	(51-306)
2007-08	85.8% (led NHL)	(44-310)
2006-07	83.3%	(55-330)
2005-06	80.7%	(77-399)
2003-04	85.3%	(47-319)
2002-03	81.0%	(68-358)
2001-02	85.8%	(54-381)
2000-01	86.2%	(61-441)
1999-00	83.6%	(61-372)
1998-99	85.0%	(61-407)
1997-98	85.2%	(59-398)
1996-97	83.9%	(66-409)
1995-96	76.6%	(93-397)
1994-95	81.3%	(39-208)
1993-94	78.6%	(77-360)
1992-93	76.7%	(113-483)
1991-92	78.1%	(89-407)

POINTS PERCENTAGE

2013-14	.677
2012-13	.594
2011-12	.585
2010-11	.640
2009-10	.689
2008-09	.713 (led NHL)
2007-08	.659
2006-07	.652
2005-06	.604
2003-04	.634
2002-03	.445
2001-02	.603
2000-01	.579
1999-00	.530
1998-99	.488
1997-98	.476
1996-97	.378
1995-96	.329
1994-95	.438
1993-94	.488
1992-93	.143
1991-92	.244



SPECIAL TEAMS BY SEASON

POWER PLAY

SEASON	PPG	HOME ATT	PCT.	PPG	ROAD ATT	PCT.	PPG	TOTAL ATT	PCT.
2013-14	26	162	16.0	24	129	18.6	50	291	17.2
2012-13	21	82	25.6	13	87	14.9	34	169	20.1
2011-12	29	139	20.9	28	131	21.4	57	270	21.1
2010-11	41	153	26.8*	27	136	19.9	68	289	23.5
2009-10	31	158	19.6	34	151	22.5	65	309	21.0
2008-09	41	197	20.8	46	163	28.2*	87	360	24.2
2007-08	39	206	18.9	31	166	18.7	70	372	18.8
2006-07	53	223	23.8	39	187	20.9	92	410	22.4
2005-06	48	257	18.7	43	243	17.7	91	500	18.2
2003-04	29	172	16.9	27	165	16.4	56	337	16.6
2002-03	37	190	19.5	31	185	16.8	68	375	18.1
2001-02	35	195	17.9	24	174	13.8	59	369	16.0
2000-01	32	219	14.6	25	187	13.4	57	406	14.0
1999-00	34	204	16.7	28	173	16.2	62	377	16.4
1998-99	23	199	11.6	30	200	15.0	53	399	13.3
1997-98	26	219	11.9	28	181	15.5	54	400	13.5
1996-97	29	175	16.6	21	174	12.1	50	349	14.3
1995-96	30	199	15.1	32	186	17.2	62	385	16.1
1994-95	14	114	12.3	10	89	11.2	24	203	11.8
1993-94	38	236	16.1	30	188	16.0	68	424	16.0
1992-93	41	225	18.2	25	184	13.6	66	409	16.1
1991-92	36	204	17.6	28	170	16.5	64	374	17.1
TOTALS	686	3884	17.7	587	3433	17.1	1273	7317	17.4

PENALTY KILLING

SEASON	PPGA	HOME TSH	PCT.	PPGA	ROAD TSH	PCT.	PPGA	TOTAL TSH	PCT.
2013-14	16	122	86.9	17	97	82.5	33	219	84.9
2012-13	8	64	87.5	14	83	83.1	22	147	85.0
2011-12	28	105	73.3	24	120	80.0	52	225	76.9
2010-11	26	124	79.0	30	150	80.0	56	274	79.6
2009-10	22	151	85.4	27	176	84.7	49	327	85.0
2008-09	20	135	85.2	31	171	81.9	51	306	83.3
2007-08	27	149	81.9	17	161	89.4*	44	310	85.8*
2006-07	23	167	86.2	32	163	80.4	55	330	83.3
2005-06	36	169	81.7	41	203	79.8	77	399	80.7
2003-04	13	145	91.0	34	174	80.5	47	319	85.3
2002-03	34	169	79.9	34	189	82.0	68	358	81.0
2001-02	22	170	87.1	32	211	84.8	54	381	85.8
2000-01	34	197	82.7	27	244	88.9	61	441	86.2
1999-00	31	188	83.5	30	184	83.7	61	372	83.6
1998-99	27	215	87.4	34	192	82.3	61	407	85.0
1997-98	32	191	83.2	27	207	87.0	59	398	85.2
1996-97	33	189	82.5	33	220	85.0	66	409	83.9
1995-96	45	191	76.4	48	206	76.7	93	397	76.6
1994-95	17	96	82.3	22	112	80.4	39	208	81.3
1993-94	40	181	77.9	37	179	79.3	77	360	78.6
1992-93	58	231	74.9	55	252	78.2	113	483	76.6
1991-92	35	211	83.4	54	196	72.4	89	407	78.1
TOTALS	603	3374	82.1	669	3710	82.0	1272	7084	82.0

* — led NHL



HAT TRICKS

Active players on Sharks Roster in **bold**

SHARKS (51)

GOALS	PLAYER	DATE	GAME	SCORE	GOALTENDER(S)
3	Martin Havlat	Apr. 11, 2014	vs. Colorado	5-1 W	Jean-Sebastien Giguere (3)
3	Joe Pavelski	Mar. 25, 2014	at Edmonton	5-2 W	Ben Scrivens (3)
3	Joe Pavelski	Feb. 27, 2014	at Philadelphia	7-3 W	Steve Mason (2), Ray Emery (1)
3	Joe Pavelski	Jan. 18, 2014	at Tampa Bay	5-4 W	Ben Bishop
3	Brent Burns	Nov. 29, 2013	vs. St. Louis	6-3 W	Brian Elliott (2), Jaroslav Halak (1)
4	Tomas Hertl	Oct. 8, 2013	vs. NY Rangers	9-2 W	Henrik Lundqvist (1), Martin Biron (3)
3	Patrick Marleau	Nov. 20, 2011	at Colorado	4-1 W	J.S. Giguere (2), Empty Net (1)
3	Devin Setoguchi	Feb. 19, 2011	vs. Colorado	4-0 W	Peter Budaj
3	Joe Thornton	Oct. 27, 2010	vs. New Jersey	5-2 W	Martin Brodeur
3	Patrick Marleau	Nov. 27, 2009	at Edmonton	5-4 W (SO)	Jeff Deslauriers
3	Dany Heatley	Nov. 20, 2009	vs. Philadelphia	6-3 W	Ray Emery
3	Dany Heatley	Oct. 8, 2009	vs. Columbus	6-3 W	Steve Mason (2), Mathieu Garon (1)
3	Joe Thornton	Mar. 25, 2008	at Phoenix	4-5 L (OT)	Ilya Bryzgalov
3	Jonathan Cheechoo	Feb. 9, 2008	vs. Nashville	4-3 W	Chris Mason
3	Jonathan Cheechoo	April 1, 2007	vs. Los Angeles	6-2 W	Sean Burke
3	Jonathan Cheechoo	Mar. 22, 2007	at Atlanta	5-1 W	Kari Lehtonen (2), Johan Hedberg (1)
3	Bill Guerin	Mar. 13, 2007	vs. Chicago	7-1 W	Patrick Lalime
3	Ryane Clowe	Jan. 6, 2007	vs. Columbus	5-2 W	Fredrik Norrena
3	Patrick Marleau	Nov. 9, 2006	at Los Angeles	7-3 W	Mathieu Garon
3	Jonathan Cheechoo	Oct. 12, 2006	at Edmonton	4-6 L	Dwayne Roloson
3	Jonathan Cheechoo	April 15, 2006	vs. Anaheim	6-3 W	J.S. Giguere (2), Ilya Bryzgalov (0), Empty Net (1)
3	Jonathan Cheechoo	Mar. 13, 2006	vs. Los Angeles	4-3 W	Mathieu Garon
3	Jonathan Cheechoo	Feb. 1, 2006	at Anaheim	6-4 W	Ilya Bryzgalov
3	Jonathan Cheechoo	Jan. 5, 2006	vs. Columbus	6-3 W	Marc Denis
3	Jonathan Cheechoo	Dec. 20, 2005	vs. Anaheim	4-2 W	J.S. Giguere
3	Alyn McCauley	Nov. 1, 2003	at Florida	6-2 W	Steve Shields
3	Patrick Marleau	April 6, 2002	vs. Detroit	6-3 W	Manny Legace
3	Mike Ricci	April 7, 2001	vs. Dallas	4-5 L (OT)	Ed Belfour
3	Teemu Selanne	Mar. 29, 2001	vs. Anaheim	7-4 W	Jean-Sebastien Giguere (2), Empty Net (1)
3	Scott Thornton	Mar. 7, 2001	at Florida	3-3 T	Roberto Luongo
3	Todd Harvey	Dec. 18, 2000	at Washington	5-3 W	Olaf Kolzig (2), Empty Net (1)
3	Jeff Friesen	Oct. 4, 1999	vs. Chicago	7-1 W	Joceyln Thibault (1), Steve Passmore (2)
3	Owen Nolan	Oct. 4, 1999	vs. Chicago	7-1 W	Jocelyn Thibault
3	Vincent Damphousse	April 3, 1999	vs. Vancouver	5-2 W	Garth Snow (2), Empty Net (1)
3	Marco Sturm	Dec. 23, 1998	at Edmonton	5-3 W	Bob Essensa (1), Mikhail Shtalenkov (1), Empty Net (1)
3	Tony Granato	April 4, 1997	vs. Colorado	7-6 W	Craig Billington
3	Owen Nolan	Oct. 27, 1996	at Chicago	6-2 W	Jimmy Waite (2), E. Belfour (1)
3	Tony Granato	Oct. 6, 1996	at Los Angeles	7-6 W	Stephane Fiset
3	Jeff Friesen	Mar. 20, 1996	at Winnipeg	7-1 W	Nikolai Khabibulin (2), Dominic Roussel (1)
3	Alexei Yegorov	Feb. 20, 1996	at Calgary	3-5 L	Rick Tabaracci
3	Kevin Miller	Jan. 30, 1996	vs. Hartford	8-2 W	Sean Burke (1), Jason Muzzatti (2)
3	Ray Sheppard	Jan. 13, 1996	at Pittsburgh	10-8 W	Tom Barrasso
4	Owen Nolan	Dec. 19, 1995	at Anaheim	7-4 W	Guy Hebert (1), Mikhail Shtalenkov (3)
3	Ulf Dahlen	April 2, 1994	vs. Vancouver	7-4 W	Kay Whitmore
3	Sergei Makarov	Mar. 29, 1994	vs. Winnipeg	9-4 W	Tim Cheveldae
3	Igor Larionov	Mar. 25, 1994	at Winnipeg	8-3 W	Tim Cheveldae
3	Rob Gaudreau	Feb. 6, 1994	at Dallas	7-1 W	D. Wakaluk (2), Andy Moog (1)
3	Igor Larionov	Jan. 15, 1994	vs. Hartford	8-2 W	Sean Burke
3	Johan Garpenlov	April 1, 1993	vs. Winnipeg	5-9 L	Bob Essensa
3	Rob Gaudreau	Dec. 12, 1992	vs. Quebec	7-8 L	Ron Hextall
3	Rob Gaudreau	Dec. 3, 1992	vs. Hartford	5-7 L	Sean Burke



HAT TRICKS

Active players on Sharks Roster in **bold**



OPPONENTS (75)

GOALS	PLAYER	DATE	GAME	SCORE	GOALTENDER(S)
4	Martin St.Louis	Jan. 18, 2014	at Tampa Bay	5-4 W	Antti Niemi
3	Vladimir Sobotka	Mar. 9, 2013	vs. St. Louis	3-4 OT	Antti Niemi
3	Jeff Carter	Feb. 21, 2012	at Columbus	3-6 L	Antti Niemi (1), Thomas Greiss (2)
3	Olli Jokinen	Feb. 8, 2012	vs. Calgary	3-4 L	Antti Niemi
3	Corey Perry	April 6, 2011	at Anaheim	2-6 L	Antero Niittymaki
3	Rick Nash	Nov. 20, 2010	vs. Columbus	0-3 L	Antero Niittymaki
3	Steve Ott	Mar. 31, 2010	at Dallas	1-5 L	Evgeni Nabokov
3	Owen Nolan	Jan. 30, 2008	at Calgary	4-5 L	Evgeni Nabokov
3	Bill Guerin	Feb. 13, 2007	at St. Louis	6-5 W	Vesa Toskala
3	Jeremy Roenick	Dec. 30, 2006	at Phoenix	0-8 L	Evgeni Nabokov (1), Vesa Toskala (2)
3	Ryan Smyth	Oct. 12, 2006	at Edmonton	4-6 L	Evgeni Nabokov
3	Steven Reinprecht	Apr. 1, 2006	vs. Phoenix	3-4 L OT	Vesa Toskala
3	Mathieu Schneider	Nov. 26, 2005	vs. Detroit	6-7 L	Evgeni Nabokov
3	Brian Rolston	Nov. 5, 2005	vs. Minnesota	1-3 L	Nolan Schaefer (2), Empty Net (1)
3	Steve Sullivan	Feb. 18, 2004	at Nashville	3-7 L	Evgeni Nabokov
3	Josef Vasicek	Oct. 28, 2003	at Carolina	0-3 L	Vesa Toskala
3	Steven Reinprecht	Jan. 4, 2003	vs. Colorado	1-6 L	Evgeni Nabokov (1), Miikka Kiprusoff (2)
3	Tyler Arnason	Dec. 28, 2002	vs. Chicago	3-3 T	Evgei Nabokov
3	Andreas Johansson	Nov. 27, 2002	at Nashville	2-4 L	Evgeni Nabokov
3	Markus Naslund	Oct. 21, 2002	vs. Vancouver	2-5 L	Vesa Toskala (1), Miikka Kiprusoff (2)
3	Espen Knutsen	Jan. 24, 2002	at Columbus	2-6 L	Evgeni Nabokov (2), Miikka Kiprusoff (1)
3	Patrik Elias	Oct. 18, 2001	at New Jersey	1-6 L	Evgeni Nabokov (2), Miikka Kiprusoff (1)
3	Brendan Shanahan	Oct. 4, 2001	vs. Detroit	3-4 L OT	Evgeni Nabokov
3	Paul Kariya	Mar. 29, 2001	vs. Anaheim	7-4 W	Evgeni Nabokov (2), Miikka Kiprusoff (1)
3	Tomas Holmstrom	Mar. 18, 2001	vs. Detroit	4-6 L	Evgeni Nabokov (2), Miikka Kiprusoff (1)



HAT TRICKS

Active players on Sharks Roster in **bold**

GOALS	PLAYER	DATE	GAME	SCORE	GOALTENDER(S)
3	Daniel Alfredsson	Mar. 1, 2001	at Ottawa	4-8 L	Evgeni Nabokov (1), Steve Shields (2)
3	Harold Druken	Dec. 8, 2000	vs. Vancouver	1-6 L	Evgeni Nabokov (1), Steve Shields (2)
3	Theoren Fleury	Oct. 10, 1998	vs. Calgary	3-2 L	Mike Vernon
3	Keith Tkachuk	Dec. 26, 1997	vs. Phoenix	0-4 L	Kelly Hrudey (1), Mike Vernon (2)
3	Teemu Selanne	Nov. 10, 1997	at Anaheim	6-4 W	Mike Vernon
3	Zigmund Palffy	Oct. 16, 1997	vs. NY Islanders	2-5 L	Mike Vernon
3	Brendan Shanahan	Feb. 12, 1997	at Detroit	1-7 L	Wade Flaherty
3	Teemu Selanne	Nov. 1, 1996	at Anaheim	3-4 L	Kelly Hrudey
3	John LeClair	Mar. 17, 1996	at Philadelphia	2-8 L	Geoff Sarjeant
3	Brett Hull	Mar. 15, 1996	vs. St. Louis	2-4 L	Terreri (1), Sarjeant (2)
3	Brian Bellows	Mar. 1, 1996	vs. Tampa Bay	3-7 L	Wade Flaherty
3	Jason Wiemer	Mar. 1, 1996	vs. Tampa Bay	3-7 L	Wade Flaherty
3	Teemu Selanne	Feb. 25, 1996	at Anaheim	3-4 L	Chris Terreri
3	Gary Roberts	Feb. 20, 1996	at Calgary	3-5 L	Chris Terreri
3	Valeri Kamensky	Dec. 5, 1995	at Colorado	2-12 L	Chris Terreri (2), Wade Flaherty (1)
3	Cliff Ronning	Dec. 1, 1995	at Vancouver	2-7 L	Chris Terreri (2), Wade Flaherty (1)
3	Ron Francis	Nov. 10, 1995	vs. Pittsburgh	1-9 L	Arturs Irbe (2), Wade Flaherty (1)
3	Donald Audette	Nov. 8, 1995	at Buffalo	2-7 L	Wade Flaherty
3	Alexander Mogilny	Oct. 14, 1995	vs. Vancouver	6-7 L	Wade Flaherty
3	Joe Nieuwendyk	April 10, 1995	at Calgary	3-8 L	Wade Flaherty (3), Arturs Irbe
3	Nelson Emerson	Mar. 28, 1995	vs. Winnipeg	6-5 W	Arturs Irbe (3), Wade Flaherty
3	Bernie Nicholls	Mar. 21, 1995	vs. Chicago	3-7 L	Wade Flaherty
3	Mike Modano	Feb. 21, 1994	vs. Dallas	3-6 L	Jimmy Waite
5	Mike Ricci	Feb. 17, 1994	vs. Quebec	2-8 L	Arturs Irbe (3), Jimmy Waite (2)
3	Mikael Renberg	Feb. 15, 1994	vs. Philadelphia	4-6 L	Arturs Irbe
3	Patrick Flatley	Feb. 1, 1994	at N.Y. Islanders	4-5 L	Arturs Irbe
3	Vyacheslav Kozlov	Jan. 6, 1994	vs. Detroit	3-10 L	Arturs Irbe (2), Jimmy Waite (1)
3	Ray Sheppard	Jan. 6, 1994	vs. Detroit	3-10 L	Arturs Irbe (2), Jimmy Waite (1)
3	Scott Young	Dec. 19, 1993	at Quebec	5-7 L	Jimmy Waite
3	Kevin Miller	Oct. 21, 1993	at St. Louis	2-5 L	Jimmy Waite
3	Stephane Richer	Mar. 29, 1993	at New Jersey	0-5 L	Jeff Hackett
3	Ronnie Stern	Feb. 10, 1993	at Calgary	1-13 L	Arturs Irbe (2), Jeff Hackett (1)
3	Robert Reichel	Feb. 10, 1993	at Calgary	1-13 L	Arturs Irbe (2), Jeff Hackett (1)
3	Bob Kudelski	Jan. 10, 1993	at Ottawa	2-3 L	Jeff Hackett
3	Scott Young	Dec. 12, 1992	vs. Quebec	7-8	Brian Hayward
3	Mike Donnelly	Nov. 8, 1992	vs. Los Angeles	4-11 L	Arturs Irbe
3	Jari Kurri	Nov. 8, 1992	vs. Los Angeles	4-11 L	Arturs Irbe
3	Luc Robitaille	Nov. 8, 1992	vs. Los Angeles	4-11 L	Arturs Irbe
3	Rick Tocchet	Mar. 6, 1992	vs Pittsburgh	3-7 L	Jarmo Myllys
3	Jimmy Carson	Feb. 15, 1992	at Detroit	1-11 L	Arturs Irbe (3), Jarmo Myllys
3	Dale Hawerchuk	Feb. 14, 1992	at Buffalo	6-7 L	Jarmo Myllys
3	Stephan Lebeau	Feb. 12, 1992	at Montreal	1-6	Jeff Hackett
3	John Druce	Feb. 9, 1992	at Washington	2-6 L	Jeff Hackett (3), Jarmo Myllys
3	John Cullen	Feb. 4, 1992	vs Hartford	6-5 W	Jeff Hackett
3	Igor Larionov	Dec. 28, 1991	vs Vancouver	2-3 L	Jeff Hackett
3	Kevin Stevens	Dec. 5, 1991	vs Pittsburgh	0-8 L	Jeff Hackett, Arturs Irbe (1),
3	Wayne Gretzky	Nov. 23, 1991	at Los Angeles	4-6 L	Arturs Irbe
3	Pat Lafontaine	Nov. 12, 1991	vs Buffalo	1-7 L	Arturs Irbe (1), Jeff Hackett (2)
3	Bob Kudelski	Oct. 16, 1991	at Los Angeles	5-8 L	Jeff Hackett



SHUTOUTS

Active players on Sharks Roster in **bold**

SHARKS(122)

DATE	OPPONENT	GOALTENDER	SCORE	SAVES
Mar. 16, 2014	at NY Rangers	Antti Niemi	1-0	41
Mar. 8, 2014	Montreal	Antti Niemi	4-0	27
Jan. 23, 2014	Winnipeg	Alex Stalock	1-0	20
Jan. 16, 2014	Florida	Alex Stalock	3-0	24
Oct. 26, 2013	at Montreal	Antti Niemi	2-0	22
Oct. 21, 2013	at Detroit	Antti Niemi	1-0 SO	24 (3/3 in shootout)
Apr. 15, 2013	at Phoenix	Antti Niemi	4-0 W	35
Mar. 28, 2013	vs. Detroit	Antti Niemi	2-0 W	27
Mar. 27, 2013	vs. Anaheim	Antti Niemi	4-0 W	22
Feb. 9, 2013	vs. Phoenix	Antti Niemi	0-1 SOL	21 (0/2 in shootout)
Mar. 31, 2012	vs. Dallas	Antti Niemi	3-0	22
Feb. 28, 2012	vs. Philadelphia	Antti Niemi	1-0	26
Jan. 31, 2012	vs. Columbus	Antti Niemi	6-0	30
Jan. 24, 2012	at Calgary	Antti Niemi	1-0	25
Jan. 12, 2012	at Winnipeg	Antti Niemi	2-0	24
Nov. 23, 2011	vs. Chicago	Antti Niemi	1-0	34
Mar. 31, 2011	vs. Dallas	Antti Niemi	6-0	29
Feb. 19, 2011	vs. Colorado	Antti Niemi	4-0	25
Feb. 8, 2011	at Washington	Antti Niemi	2-0	25
Feb. 5, 2011	at Boston	Antti Niemi	2-0	26
Jan. 1, 2011	at Los Angeles	Antti Niemi	1-0	29
Dec. 2, 2010	at Ottawa	Antti Niemi	4-0	28
Nov. 7, 2009	vs. Pittsburgh	Evgeni Nabokov	5-0	27
Oct. 12, 2009	vs. Phoenix	Evgeni Nabokov	0-1 SOL	30 (1/3 in shootout)
April 7, 2009	vs. Colorado	Evgeni Nabokov	1-0 SOW	20 (3/3 in shootout)
Mar. 15, 2009	at Anaheim	Evgeni Nabokov	1-0	34
Feb. 23, 2009	at Dallas	Evgeni Nabokov	1-0	29
Jan. 29, 2009	vs. Phoenix	Evgeni Nabokov	2-0	24
Jan. 27, 2009	at Colorado	Evgeni Nabokov	3-0	31
Dec. 23, 2008	vs. Vancouver	Evgeni Nabokov	5-0	33
Dec. 11, 2008	vs. Anaheim	Evgeni Nabokov	2-0	31
Oct. 25, 2008	at Tampa Bay	Brian Boucher	3-0	22
Oct. 12, 2008	at Los Angeles	Brian Boucher	1-0	21
Mar. 1, 2008	at St. Louis	Brian Boucher	2-0	24
Jan. 29, 2008	at Edmonton	Evgeni Nabokov	3-0	13
Dec. 28, 2007	at St. Louis	Evgeni Nabokov	1-0	26
Dec. 7, 2007	at Phoenix	Evgeni Nabokov	1-0	27
Nov. 15, 2007	at Phoenix	Evgeni Nabokov	6-0	15
Nov. 12, 2007	vs. Phoenix	Evgeni Nabokov	5-0	25
Oct. 20, 2007	vs. Nashville	Evgeni Nabokov	3-0	22
Mar. 16, 2007	vs. Columbus	Evgeni Nabokov	3-0	35
Mar. 11, 2007	vs. Edmonton	Evgeni Nabokov	3-0	22
Mar. 6, 2007	at Minnesota	Evgeni Nabokov	3-0	26
Mar. 4, 2007	at Dallas	Evgeni Nabokov	4-0	26
Feb. 22, 2007	at Chicago	Evgeni Nabokov	2-0	21
Dec. 11, 2006	vs. Phoenix	Vesa Toskala	4-0	23
Nov. 28, 2006	at St. Louis	Vesa Toskala	2-0	29
Nov. 25, 2006	vs. New Jersey	Evgeni Nabokov	2-0	24
Oct. 23, 2006	at Columbus	Vesa Toskala	3-0	23
Oct. 17, 2006	vs. Dallas	Evgeni Nabokov	2-0	32
Oct. 7, 2006	vs. New York Islanders	Evgeni Nabokov	2-0	26
April 6, 2006	at Los Angeles	Vesa Toskala	5-0	14
Mar. 21, 2006	at St. Louis	Vesa Toskala	6-0	33
Jan. 12, 2006	at Ottawa	Evgeni Nabokov	2-0	40
Dec. 2, 2005	at Buffalo	Evgeni Nabokov, Nolan Schaefer	5-0	20
Nov. 4, 2005	at Anaheim	Nolan Schaefer	1-0	21
Mar. 31, 2004	at Los Angeles	Evgeni Nabokov	3-0	22
Mar. 26, 2004	at Phoenix	Vesa Toskala	3-0	30
Feb. 29, 2004	vs. St. Louis	Evgeni Nabokov	1-0	24



SHUTOUTS

Active players on Sharks Roster in **bold**

DATE	OPPONENT	GOALTENDER	SCORE	SAVES
Feb. 5, 2004	vs. Phoenix	Evgeni Nabokov	5-0	20
Feb. 3, 2004	vs. Florida	Evgeni Nabokov	3-0	26
Jan. 24, 2004	vs. Minnesota	Evgeni Nabokov	4-0	24
Dec. 31, 2003	at Columbus	Evgeni Nabokov	1-0	26
Dec. 27, 2003	vs. Los Angeles	Evgeni Nabokov	5-0	25
Dec. 13, 2003	vs. Anaheim	Evgeni Nabokov	2-0	28
Nov. 21, 2003	at Phoenix	Evgeni Nabokov, Vesa Toskala	5-0	9
Oct. 16, 2003	vs. Philadelphia	Evgeni Nabokov	0-0 OT	26
Mar. 27, 2003	vs. Detroit	Vesa Toskala	3-0	25
Feb. 21, 2003	vs. Columbus	Evgeni Nabokov	6-0	29
Jan. 27, 2003	at Los Angeles	Evgeni Nabokov	3-0	32
Jan. 11, 2003	vs. Vancouver	Miikka Kiprusoff	3-0	29
Dec. 14, 2002	vs. Washington	Evgeni Nabokov	2-0	34
Mar. 9, 2002	vs. Vancouver	Miikka Kiprusoff	2-0	32
Feb. 10, 2002	vs. Carolina	Evgeni Nabokov	4-0	24
Feb. 6, 2002	vs. Calgary	Evgeni Nabokov	2-0	27
Jan. 15, 2002	at Colorado	Evgeni Nabokov	1-0 (OT)	38
Jan. 5, 2002	vs. Florida	Miikka Kiprusoff	6-0	28
Dec. 14, 2001	at Colorado	Evgeni Nabokov	3-0	38
Nov. 29, 2001	vs. Pittsburgh	Evgeni Nabokov	5-0	38
Oct. 27, 2001	vs. Columbus	Evgeni Nabokov	2-0	16
Oct. 6, 2001	vs. Minnesota	Evgeni Nabokov	0-0 (OT)	19
April 5, 2001	vs. Phoenix	Evgeni Nabokov	3-0	28
Mar. 26, 2001	at Los Angeles	Evgeni Nabokov	0-0 (OT)	27
Mar. 12, 2001	vs. Montreal	Evgeni Nabokov, Miikka Kiprusoff	3-0	20
Feb. 16, 2001	at Nashville	Evgeni Nabokov	2-0	19
Feb. 14, 2001	at Chicago	Steve Shields	7-0	31
Feb. 8, 2001	at Vancouver	Steve Shields	0-0 (OT)	26
Dec. 20, 2000	at Detroit	Evgeni Nabokov	2-0	31
Dec. 4, 2000	at Calgary	Evgeni Nabokov	8-0	21
Nov. 11, 2000	at NY Islanders	Evgeni Nabokov	4-0	24
April 3, 2000	at Edmonton	Steve Shields	1-0	20
Feb. 11, 2000	at Atlanta	Steve Shields	3-0	24
Feb. 8, 2000	at Tampa Bay	Steve Shields	8-0	23



Miikka Kiprusoff



SHUTOUTS

Active players on Sharks Roster in **bold**

DATE	OPPONENT	GOALTENDER	SCORE	SAVES
Jan. 19, 2000	at Colorado	Evgeni Nabokov	0-0 (OT)	39
Oct. 13, 1999	at Dallas	Steve Shields	2-0	35
April 6, 1999	at Phoenix	Steve Shields	1-0	33
April 2, 1999	at Vancouver	Steve Shields	7-0	18
Mar. 12, 1999	vs. Detroit	Steve Shields	2-0	26
Feb. 8, 1999	at Phoenix	Mike Vernon	3-0	27
Jan. 11, 1999	vs. Los Angeles	Mike Vernon	4-0	30
Dec. 26, 1998	vs. Vancouver	Steve Shields	2-0	25
Nov. 12, 1998	vs. Carolina	Mike Vernon	3-0	20
Nov. 4, 1998	vs. Dallas	Mike Vernon	4-0	21
April 7, 1998	vs. Calgary	Mike Vernon, Kelly Hrudey	6-0	13, 3
Mar. 6, 1998	at Anaheim	Mike Vernon	3-0	23
Feb. 4, 1998	at Edmonton	Mike Vernon	3-0	21
Dec. 18, 1997	vs. Vancouver	Mike Vernon	0-0 (OT)	21
Dec. 12, 1997	at Dallas	Kelly Hrudey	1-0	24
Nov. 20, 1997	at Philadelphia	Mike Vernon	3-0	28
Nov. 4, 1997	vs. Toronto	Mike Vernon	0-0 (OT)	19
Mar. 6, 1997	vs. Ottawa	Ed Belfour	2-0	29
April 28, 1995	vs. Los Angeles	Arturs Irbe	4-0	29
April 16, 1995	vs. Los Angeles	Arturs Irbe	2-0	22
April 7, 1995	vs. Edmonton	Wade Flaherty	5-0	26
Feb. 17, 1995	at Los Angeles	Arturs Irbe	2-0	37
Jan. 25, 1995	vs. Winnipeg	Arturs Irbe	4-0	28
Mar. 6, 1994	vs. Anaheim	Arturs Irbe	6-0	25
Feb. 13, 1994	vs. Chicago	Arturs Irbe	1-0	23
Nov. 27, 1993	vs. Anaheim	Arturs Irbe	1-0	15
Nov. 17, 1992	vs. Los Angeles	Arturs Irbe	6-0	39

OPPONENTS (111)

DATE	OPPONENT	GOALTENDER	SCORE	SAVES
Apr. 5, 2014	Nashville	Carter Hutton	0-3	35
Jan. 29, 2014	Edmonton	Ben Scrivens	0-3	59
Jan. 27, 2014	Los Angeles	Jonathan Quick	0-1	23
Jan. 11, 2014	Boston	Tuukka Rask	0-1	26
Oct. 21, 2013	at Detroit	Jimmy Howard	0-1	27 (1/2 in shootout)
Apr. 9, 2013	at Columbus	Sergei Bobrovsky	0-4	30
Mar. 23, 2013	at Minnesota	Niklas Backstrom	0-2	33
Feb. 12, 2013	at Nashville	Pekka Rinne	0-1	25
Feb. 9, 2013	vs. Phoenix	Mike Smith	0-1 SOW	33 (2/2 in shootout)
March 29, 2012	at Phoenix	Mike Smith	0-2	38
March 10, 2012	at Phoenix	Mike Smith	0-3	42
March 1, 2012	vs. Buffalo	Ryan Miller	0-1	39
Feb. 12, 2012	at St. Louis	Jaroslav Halak	0-3	25
Dec. 10, 2011	at St. Louis	Brian Elliot	0-1	24
Nov. 28, 2011	at Los Angeles	Jonathan Quick	0-2	33
Nov. 12, 2011	vs. Phoenix	Mike Smith	0-3	31
Oct. 14, 2011	at Anaheim	Jonas Hiller	0-1	31
Jan. 9, 2011	at Anaheim	Jonas Hiller	0-1	37
Jan. 6, 2011	vs. Buffalo	Ryan Miller	0-3	36
Dec. 27, 2010	vs. Los Angeles	Jonathan Quick	0-4	24
Nov. 20, 2010	vs. Columbus	Mathieu Garon	0-3	35
Nov. 4, 2010	at St. Louis	Jaroslav Halak	0-2	25
Nov. 2, 2010	at Minnesota	Niklas Backstrom	0-1	36
Oct. 24, 2010	at Calgary	Miikka Kiprusoff	0-4	27
Feb. 10, 2010	at Columbus	Steve Mason	0-3	40
Oct. 12, 2009	vs. Phoenix	Ilja Bryzgalov	1-0 SOW	26 (2/3 in shootout)
April 7, 2009	vs. Colorado	Peter Budaj	1-0 SOL	30 (2/3 in shootout)
Dec. 18, 2008	at Detroit	Ty Conklin	0-6	24
Oct. 17, 2008	at Anaheim	J.S. Giguere	0-4	38
Dec. 18, 2007	vs. Anaheim	J.S. Giguere	0-2	20
Feb. 16, 2007	at Columbus	Frederic Norrena	0-3	29



SHUTOUTS

Active players on Sharks Roster in **bold**

DATE	OPPONENT	GOALTENDER	SCORE	SAVES
Feb. 14, 2007	at Nashville	Tomas Vokoun	0-5	22
Jan. 20, 2007	vs. St. Louis	Manny Legace	0-1	31
Dec. 30, 2006	at Phoenix	Curtis Joseph	0-8	40
Dec. 21, 2006	vs. Dallas	Marty Turco	0-3	20
Dec. 4, 2006	at Dallas	Marty Turco	0-1	25
Nov. 21, 2006	at Anaheim	J.S. Giguere	0-5	23
April 17, 2006	vs. Los Angeles	Jason Labarbera	0-4	31
Mar. 23, 2006	at Detroit	Manny Legace	0-4	28
Mar. 4, 2006	at Calgary	Miikka Kiprusoff	0-2	26
Feb. 4, 2006	vs. Anaheim	J.S. Giguere	0-2	35
Jan. 26, 2006	vs. Anaheim	Ilya Bryzgalov	0-2	24
Mar. 7, 2004	at Dallas	Marty Turco	0-4	22
Jan. 13, 2004	vs. Dallas	Marty Turco	0-3	17
Oct. 28, 2003	at Carolina	Kevin Weekes	0-3	28
Oct. 21, 2003	vs. Anaheim	Martin Gerber	0-2	34
Oct. 16, 2003	vs. Philadelphia	Jeff Hackett	0-0 (OT)	27
Mar. 20, 2003	at Colorado	Patrick Roy	0-2	29
Mar. 9, 2003	at Dallas	Ron Tugnutt	0-3	23
Feb. 19, 2003	vs. NY Islanders	Garth Snow	0-3	29
Feb. 12, 2003	at Columbus	Marc Denis	0-1	38
Mar. 23, 2002	at Los Angeles	Felix Potvin	0-3	17
Mar. 13, 2002	vs. St. Louis	Brent Johnson	0-2	18
Mar. 5, 2002	vs. Nashville	Mike Dunham	0-2	26
Dec. 21, 2001	at Detroit	Dominik Hasek	0-3	19
Nov. 21, 2001	vs. Minnesota	Manny Fernandez	0-2	22
Oct. 6, 2001	vs. Minnesota	Dwayne Roloson	0-0 (OT)	36
Mar. 26, 2001	at Los Angeles	Felix Potvin	0-0 (OT)	15
March 17, 2001	at Los Angeles	Felix Potvin	0-1 OTL	18
Mar. 10, 2001	vs. Nashville	Tomas Vokoun	0-3	17
Feb. 21, 2001	at Anaheim	J.S. Giguere	0-1	24
Feb. 8, 2001	at Vancouver	Bob Essensa	0-0 (OT)	31
Jan. 3, 2001	vs. Calgary	Fred Brathwaite	0-1	30
April 1, 2000	at Calgary	Fred Brathwaite	0-3	29
Feb. 1, 2000	vs. Phoenix	Bob Essensa	0-1 OTL	34
Jan. 19, 2000	at Colorado	Patrick Roy	0-0 (OT)	15
Dec. 26, 1999	vs. Anaheim	Dominic Roussel	0-1	26
April 16, 1999	vs. Los Angeles	Stephane Fiset	0-2	33
Mar. 6, 1999	vs. Chicago	Jocelyn Thibault	0-4	23
Feb. 6, 1999	at Los Angeles	Jamie Storr	0-2	27
Jan. 30, 1999	at Colorado	Patrick Roy	0-5	22
Jan. 26, 1999	vs. St. Louis	Rich Parent	0-3	20
Dec. 15, 1998	vs. N.Y. Islanders	Tommy Salo	0-1	13



SHUTOUTS

Active players on Sharks Roster in **bold**



Kelly Hrudey

DATE	OPPONENT	GOALTENDER	SCORE	SAVES
Dec. 2, 1998	vs. Dallas	Ed Belfour	0-3	26
Nov. 25, 1998	at Carolina	Trevor Kidd	0-3	36
Oct. 18, 1998	vs. Boston	Rob Tallas	0-3	22
Mar. 21, 1998	vs. Colorado	Patrick Roy	0-2	23
Jan. 29, 1998	vs. Chicago	Jeff Hackett	0-3	29
Jan. 3, 1998	at Boston	Byron Dafoe	0-3	23
Dec. 26, 1997	vs. Phoenix	Nikolai Khabibulin	0-4	30
Dec. 18, 1997	vs. Vancouver	Arturs Irbe	0-0 (OT)	38
Nov. 4, 1997	vs. Toronto	Glenn Healy, Marcel Cousineau	0-0 (OT)	16, 6
Nov. 1, 1997	at St. Louis	Grant Fuhr	0-2	24
Oct. 7, 1997	vs. Ottawa	Damien Rhodes	0-1	23
Dec. 13, 1996	vs. Pittsburgh	Pat Lalime	0-4	20
Nov. 23, 1996	vs. Anaheim	Guy Hebert	0-3	25
Oct. 8, 1996	at Colorado	Patrick Roy	0-6	24
April 12, 1996	vs. Calgary	Rick Tabaracci	0-6	25
Feb. 12, 1996	at Montreal	Jocelyn Thibault	0-3	21
April 17, 1995	at Anaheim	Guy Hebert	0-3	27
April 13, 1995	at Detroit	Mike Vernon	0-3	12
Feb. 24, 1995	vs. Calgary	Trevor Kidd	0-3	17
Feb. 7, 1995	at Detroit	Chris Osgood	0-6	16
Mar. 12, 1994	at Calgary	Mike Vernon	0-2	16
Feb. 26, 1994	at Detroit	Chris Osgood	0-2	22
Nov. 11, 1993	at Dallas	Jon Casey	0-4	20
Mar. 29, 1993	at New Jersey	Chris Terreri	0-5	24
Mar. 16, 1993	vs. N.Y. Islanders	Glen Healy	0-6	26
Feb. 25, 1993	vs. Toronto	Daren Puppa	0-5	22
Feb. 22, 1993	vs. N.Y. Rangers	John Vanbiesbrouck	0-4	29
Feb. 12, 1993	at Edmonton	Bill Ranford	0-6	28
Nov. 19, 1992	vs. Toronto	Grant Fuhr	0-2	23
Mar. 11, 1992	at Winnipeg	Stephane Beauregard	0-3	20
Mar. 1, 1992	vs. Philadelphia	Ron Hextall	0-1	30
Feb. 2, 1992	at Winnipeg	Bob Essensa	0-6	40
Jan. 4, 1992	vs. Montreal	Patrick Roy	0-1 OTL	25
Dec. 19, 1991	at St. Louis	Curtis Joseph	0-4	21
Dec. 5, 1991	vs. Pittsburgh	Tom Barrasso	0-8	39
Nov. 16, 1991	at Vancouver	Kirk McLean	0-1	20
Oct. 26, 1991	at New Jersey	Chris Terreri	0-9	26
Oct. 23, 1991	at Hartford	Kay Whitmore	0-3	33



PENALTY SHOTS

SHARKS (36)

DATE	OPPONENT	PLAYER	GOALTENDER	RESULT	TIME	PERIOD	SCORE
Oct. 19, 2013	vs. Calgary	Brent Burns	Karri Ramo	Unsuccessful	4:21	1st	6-3 W
March 23, 2013	at Minnesota	Andrew Desjardins	Niklas Backstrom	Unsuccessful	3:06	1st	0-2 L
March 16, 2013	at Los Angeles	Tommy Wingels	Jonathan Bernier	Unsuccessful	7:58	2nd	2-5 L
Mar. 4, 2010	vs. Montreal	Dan Boyle	Carey Price	Unsuccessful	13:31	2nd	3-2 W
Dec. 30, 2009	vs. Washington	Joe Thornton	Michael Neuirth	Successful	8:08	3rd	5-2 W
Dec. 30, 2009	vs. Washington	Ryane Clowe	Michael Neuirth	Successful	16:37	2nd	5-2 W
Dec. 17, 2009	vs. Anaheim	Torrey Mitchell	J.S. Giguere	Unsuccessful	13:40	1st	4-1 W
Oct. 8, 2009	vs. Columbus	Dany Heatley	Mathieu Garon	Successful	7:08	3rd	6-3 W
Dec. 29, 2008	at Dallas	Patrick Marleau	Marty Turco	Unsuccessful	16:17	3rd	3-1 W
Mar. 14, 2008	vs. St. Louis	Patrick Marleau	Hannu Toivonen	Successful	13:25	1st	4-1 W
Mar. 9, 2008	at Minnesota	Tomas Plihal	Niklas Backstrom	Successful	13:44	1st	3-2 WSO
Dec. 28, 2007	at St. Louis	Christian Ehrhoff	Manny Legace	Unsuccessful	11:11	3rd	1-0 W
Dec. 16, 2007	at Anaheim	Milan Michalek	J.S. Giguere	Unsuccessful	19:33	1st	2-1 WSO
Nov. 12, 2007	vs. Phoenix	Joe Pavelski	Mikael Tellqvist	Unsuccessful	8:22	1st	5-0 W
Mar. 13, 2007	vs. Chicago	Bill Guerin	Patrick Lalime	Successful	19:47	3rd	7-1 W
Dec. 7, 2006	vs. Colorado	Mike Grier	Jose Theodore	Unsuccessful	14:48	2nd	2-5 L
Feb. 28, 2006	vs. Detroit	Nils Ekman	Manny Legace	Unsuccessful	7:06	3rd	5-1 W
Dec. 20, 2005	vs. Anaheim	Jonathan Cheechoo	J.S. Giguere	Successful	5:16	3rd	4-2 W
Oct. 26, 2005	at Dallas	Marcel Goc	Marty Turco	Unsuccessful	17:22	1st	5-4 W
Oct. 8, 2005	at St. Louis	Patrick Marleau	Patrick Lalime	Successful	7:36	1st	7-6 W
Feb. 23, 2004	vs. Columbus	Jonathan Cheechoo	Pascal Leclaire	Successful	:32	3rd	4-2 W
Dec. 6, 2003	vs. Dallas	Nils Ekman	Ron Tugnutt	Successful	11:59	2nd	2-1 W
Nov. 15, 2003	vs. Toronto	Marco Sturm	Mikael Tellqvist	Unsuccessful	10:00	1st	2-2 T
Mar. 21, 2003	vs. Boston	Patrick Marleau	Steve Shields	Unsuccessful	10:14	2nd	3-2 W
Nov. 11, 2002	vs. NY Rangers	Patrick Marleau	Dan Blackburn	Successful	10:02	3rd	4-5 L
Nov. 24, 2001	at Los Angeles	Alexander Korolyuk	Jamie Storr	Unsuccessful	1:39	3rd	1-3 L
Jan. 24, 2001	vs. Edmonton	Jeff Friesen	Dominic Roussel	Unsuccessful	2:20	2nd	6-1 W
Jan. 11, 2000	vs. St. Louis	Alex Korolyuk	Roman Turek	Successful	13:12	3rd	2-5 L
Dec. 30, 1999	at St. Louis	Jeff Friesen	Roman Turek	Unsuccessful	7:50	2nd	1-2 L (OT)
Oct. 24, 1999	at Los Angeles	Mike Ricci	Stephane Fiset	Unsuccessful	19:09	2nd	3-4 L
Dec. 26, 1998	vs. Vancouver	Owen Nolan	Garth Snow	Unsuccessful	6:37	2nd	2-0 W
Mar. 28, 1996	vs. Colorado	Jamie Baker	Patrick Roy	Unsuccessful	13:27	1st	3-8 L
Mar. 5, 1996	at Colorado	Ville Peltonen	Patrick Roy	Unsuccessful	14:41	2nd	5-3 W
Dec. 5, 1995	at Colorado	Kevin Miller	Stephane Fiset	Successful	19:47	3rd	2-12 L
Dec. 2, 1995	vs. Washington	Jeff Friesen	Jim Carey	Successful	7:33	1st	5-3 W
Mar. 29, 1994	vs. Winnipeg	Sergei Makarov	Tim Cheveldae	Successful	18:34	2nd	9-4 W



PENALTY SHOTS

OPPONENTS (28)

DATE	OPPONENT	PLAYER	GOALTENDER	RESULT	TIME	PERIOD	SCORE
Nov. 17, 2013	at Chicago	Patrick Sharp	Antti Niemi	Successful	18:49	3RD	1-5 L
Oct. 21, 2011	at New Jersey	Zach Parise	Antti Niemi	Successful	:36	2nd	4-3 W (SO)
Dec. 18, 2010	at St. Louis	David Backes	Antero Niittymäki	Successful	10:44	2nd	4-1 W
April 2, 2010	vs. Phoenix	James Sheppard	Evgeni Nabokov	Unsuccessful	10:53	2nd	3-2 W
Feb. 5, 2009	vs. Carolina	Matt Cullen	Evgeni Nabokov	Successful	4:55	2nd	3-4 LSO
Feb. 8, 2008	vs. Columbus	Rick Nash	Evgeni Nabokov	Unsuccessful	13:03	2nd	2-1 W
Dec. 22, 2007	vs. Anaheim	Todd Bertuzzi	Evgeni Nabokov	Unsuccessful	13:07	1st	2-5 L
Nov. 24, 2007	vs. Los Angeles	Ladislav Nagy	Evgeni Nabokov	Unsuccessful	11:58	2nd	1-2 L
Nov. 7, 2007	vs. Dallas	Sergei Zubov	Evgeni Nabokov	Unsuccessful	6:54	1st	1-3 L
Feb. 28, 2007	vs. Nashville	Martin Erat	Evgeni Nabokov	Unsuccessful	12:07	2nd	3-4 L (SO)
Feb. 2, 2006	vs. Minnesota	Marion Gaborik	Vesa Toskala	Successful	14:59	3rd	2-3 L (OT)
Nov. 30, 2005	at Dallas	Antti Miettinen	Evgeni Nabokov	Successful	5:10	1st	1-4 L
Oct. 29, 2005	vs. Calgary	Tony Amonte	Nolan Schaefer	Unsuccessful	9:28	1st	3-2 W
Dec. 2, 2003	at Calgary	Shean Donovan	Vesa Toskala	Successful	19:06	2nd	1-2 L
Oct. 18, 2003	vs. Ottawa	Marian Hossa	Evgeni Nabokov	Successful	9:22	3rd	1-4 L
April 3, 2003	at Edmonton	Mike Comrie	Vesa Toskala	Unsuccessful	9:04	2nd	3-3 T
Mar. 24, 2003	vs. Tampa Bay	Martin St. Louis	Evgeni Nabokov	Unsuccessful	17:56	3rd	1-4 L
Mar. 15, 2003	vs. Calgary	Jarome Iginla	Vesa Toskala	Unsuccessful	6:23	3rd	3-2 W
Feb. 17, 2003	at Los Angeles	Ziggy Palffy	Evgeni Nabokov	Unsuccessful	2:12	3rd	2-3 L
Jan. 8, 2002	vs. St. Louis	Sergei Varlamov	Evgeni Nabokov	Unsuccessful	5:11	2nd	2-6 L
Feb. 26, 2001	at St. Louis	Marty Reasoner	Evgeni Nabokov	Successful	6:39	1st	2-7 L
Nov. 9, 2000	at Columbus	Robert Kron	Steve Shields	Unsuccessful	5:34	1st	2-5 L
Nov. 1, 2000	vs. Pittsburgh	Martin Straka	Evgeni Nabokov	Unsuccessful	:40	1st	3-2 W
Dec. 30, 1999	at St. Louis	Pierre Turgeon	Steve Shields	Unsuccessful	19:39	3rd	1-2 L
Jan. 26, 1999	vs. St. Louis	Terry Yake	Steve Shields	Unsuccessful	18:27	2nd	0-3 L
Nov. 12, 1997	vs. Vancouver	Pavel Bure	Mike Vernon	Successful	6:27	1st	2-5 L
Mar. 18, 1996	at Boston	Rick Tocchet	Geoff Sarjeant	Unsuccessful	9:47	1st	3-3 T
Nov. 22, 1995	at Detroit	Igor Larionov	Arturs Irbe	Successful	13:30	3rd	2-5 L
Mar. 15, 1995	vs. Toronto	Mats Sundin	Arturs Irbe	Successful	6:47	1st	1-2 L



Antero Niittymäki

EXTRA ATTACKER GOALS

Active players on Sharks Roster in **bold**

SHARKS (76)

DATE	OPPONENT	GOAL SCORER	TIME	PERIOD	FINAL SCORE
Jan. 7, 2014	at Nashville	Patrick Marleau	18:38	3rd	2-3 L
Jan. 4, 2014	at Colorado	Patrick Marleau	10:11	2nd	3-4 L
Dec. 23, 2013	vs. Colorado	Joe Pavelski	19:40	3rd	5-4 W (SO)
Dec. 14, 2013	at Nashville	Patrick Marleau	19:05	3rd	2-3 L
Dec. 8, 2013	at Minnesota	Patrick Marleau	18:19	3rd	1-3 L
Nov. 14, 2013	at Vancouver	Tomas Hertl	18:55	3rd	2-1 W (OT)
Feb. 8, 2012	vs. Calgary	Logan Couture	6:29	2nd	3-4 L
Feb. 4, 2012	at Phoenix	Patrick Marleau	19:27	3rd	3-5 L
Dec. 13, 2011	vs. Colorado	Patrick Marleau	19:38	3rd	3-4 L (SO)
Dec. 1, 2011	vs. Montreal	Ryane Clowe	18:34	3rd	4-3 W (SO)
Nov. 26, 2011	vs. Vancouver	Patrick Marleau	18:45	3rd	2-3 L
Oct. 21, 2011	at New Jersey	Joe Pavelski	19:27	3rd	4-3 W (SO)
March 24, 2011	at Los Angeles	Patrick Marleau	19:55	3rd	3-4 L (SO)
March 10, 2011	vs. Vancouver	Ryane Clowe	19:39	3rd	4-5 L (SO)
Jan. 13, 2011	vs. Edmonton	Ryane Clowe	19:11	3rd	2-5 L
March 19, 2010	at Calgary	Dan Boyle	18:09	3rd	3-4 L
Nov. 27, 2009	at Edmonton	Ryane Clowe	8:28	3rd	5-4 W SO
Nov. 17, 2009	at Nashville	Patrick Marleau	19:08	3rd	3-4 L
Nov. 17, 2009	at Nashville	Scott Nichol (SH)	14:23	1st	3-4 L
Jan. 20, 2009	vs. Vancouver	Devin Setoguchi	19:20	3rd	2-1 W
Jan. 17, 2009	vs. Detroit	Joe Pavelski	7:22	1st	6-5 W
Dec. 31, 2008	at Minnesota	Milan Michalek	19:34	3rd	2-3 L OT
Dec. 4, 2008	vs. Columbus	Joe Thornton	7:41	3rd	3-2 W
Dec. 2, 2008	vs. Toronto	Joe Thornton	6:35	1st	5-2 W
March 28, 2008	at Anaheim	Jeremy Roenick	11:10	2nd	3-1 W
Jan. 30, 2008	at Calgary	Jonathan Cheechoo	18:59	3rd	4-5 L
Oct. 13, 2007	vs. Boston	Milan Michalek	19:22	3rd	1-2 L
Oct. 4, 2007	at Edmonton	Joe Thornton	19:49	3rd	2-3 L SO
April 7, 2007	vs. Vancouver	Jonathan Cheechoo	:34	3rd	3-4 L OT
Jan. 6, 2007	vs. Columbus	Ryane Clowe	5:24	3rd	5-2 W
Dec. 26, 2006	vs. Anaheim	Patrick Marleau	18:52	1st	3-4 L
Dec. 26, 2006	vs. Anaheim	Christian Ehrhoff	11:25	1st	3-4 L
Jan. 21, 2006	at Los Angeles	Joe Thornton	19:31	3rd	4-3 W OT
Oct. 29, 2005	vs. Calgary	Brad Stuart	19:37	3rd	3-2 W SO
Oct. 26, 2005	at Dallas	Marco Sturm	19:40	3rd	5-4 W OT
April 4, 2004	vs. Los Angeles	Brad Stuart	19:40	3rd	4-3 W OT
March 16, 2004	at Dallas	Jonathan Cheechoo	19:26	3rd	3-3 T
April 3, 2003	at Edmonton	Teemu Selanne	19:19	3rd	3-3 T
March 29, 2003	vs. Dallas	Marco Sturm	17:07	2nd	3-4 L
Nov. 11, 2002	vs. NY Rangers	Mike Ricci	4:35	3rd	4-5 L
Oct. 19, 2002	vs. Colorado	Mike Ricci	11:53	1st	1-3 L
Oct. 22, 2001	at NY Rangers	Brad Stuart	9:30	1st	5-1 W
Oct. 20, 2001	at NY Islanders	Vincent Damphousse	19:54	3rd	2-2 T
Oct. 11, 2001	vs. Tampa Bay	Owen Nolan	17:51	2nd	4-3 W
April 7, 2001	vs. Dallas	Mike Ricci	19:56	3rd	4-5 L OT
March 22, 2001	vs. Ottawa	Patrick Marleau	19:46	3rd	1-2 L
Jan. 11, 2001	vs. St. Louis	Stephane Matteau	6:09	1st	6-3 W
Jan. 1, 2001	at Phoenix	Tony Granato	6:01	3rd	3-2 W
Nov. 8, 2000	at Chicago	Marco Sturm	19:50	3rd	3-2 W OT
March 15, 2000	vs. Buffalo	Vincent Damphousse	19:32	3rd	6-5 W OT
March 13, 2000	vs. Calgary	Vincent Damphousse	3:35	2nd	5-3 W
Dec. 6, 1999	vs. Tampa Bay	Vincent Damphousse	15:45	2nd	3-3 T



EXTRA ATTACKER GOALS

DATE	OPPONENT	GOAL SCORER	TIME	PERIOD	FINAL SCORE
March 31, 1999	vs. Colorado	Mike Ricci	15:41	2nd	2-3 L
Jan. 16, 1999	vs. Calgary	Patrick Marleau	19:59	3rd	3-3 T
Jan. 24, 1998	vs. Florida	John MacLean	19:44	3rd	1-1 T
April 2, 1997	vs. Anaheim	Marty McSorley	19:38	3rd	5-5 T
Nov. 15, 1997	v. Phoenix	Marco Sturm	18:55	3rd	2-3 L
Oct. 22, 1996	at Toronto	Andrei Nazarov	19:29	3rd	3-4 L
Oct. 5, 1996	vs. N.Y. Islanders	Bernie Nicholls	19:44	3rd	2-2 T
Feb. 17, 1996	at N.Y. Islanders	Shean Donovan	19:22	3rd	2-4 L
Dec. 22, 1995	vs. Los Angeles	Viktor Kozlov	10:42	1st	4-3 W
Dec. 17, 1995	at Dallas	Kevin Miller	14:41	2nd	2-4 L
Dec. 2, 1995	vs. Washington	Owen Nolan	14:13	1st	5-3 W
Nov. 2, 1995	vs. New Jersey	Kevin Miller	19:51	3rd	3-3 T
Oct. 30, 1995	at Vancouver	Kevin Miller	19:45	3rd	3-4 L
Oct. 22, 1995	at Edmonton	Ulf Dahlen	19:48	3rd	1-1 T
Oct. 14, 1995	vs. Vancouver	Igor Larionov	19:37	3rd	6-7 L
April 19, 1995	at Dallas	Sergei Makarov	19:11	3rd	5-5 T
April 2, 1995	at Anaheim	Jeff Friesen	19:59	3rd	4-5 L
Feb. 15, 1995	vs. Vancouver	Ray Whitney	9:40	1st	3-1 W
Feb. 19, 1994	vs. Los Angeles	Jayson More	11:36	2nd	4-3 W
April 4, 1993	vs. Calgary	Jeff Odgers	19:30	3rd	3-4 L
Feb. 1, 1993	vs. Tampa Bay	Johan Garpenlov	19:13	3rd	4-5 L
Jan. 10, 1993	at Ottawa	Jeff Odgers	18:02	3rd	2-3 L
Nov. 29, 1992	at Calgary	Kelly Kisio	19:10	3rd	4-3 W (OT)
Feb. 28, 1992	vs. Montreal	Pat Falloon	19:59	3rd	3-3 T

OPPONENTS (56)

DATE	OPPONENT	GOAL SCORER	TIME	PERIOD	FINAL SCORE
Dec. 10, 2013	vs. NY Islanders	Kyle Okposo	18:23	3rd	2-3 L (SO)
Dec. 11, 2011	at Chicago	Andrew Brunette	18:54	3rd	2-3 L (OT)
April 6, 2011	at Anaheim	Corey Perry	6:46	2nd	2-6 L
Feb. 23, 2011	at Pittsburgh	Tyler Kennedy	19:10	3rd	3-2 W (OT)
Dec. 21, 2010	vs. Edmonton	Ryan Whitney	18:01	3rd	2-1 W
Nov. 13, 2010	vs. Calgary	Jarome Iginla	19:23	3rd	4-3 W
Dec. 22, 2009	at Chicago	Marian Hossa	18:09	3rd	3-2 W
Dec. 3, 2009	vs. St. Louis	Carlo Colaiacovo	19:53	3rd	2-3 L (SO)
March 7, 2009	at Vancouver	Alexander Edler	3:15	1st	1-3 L
Feb. 13, 2009	at Buffalo	Jason Pominville	19:56	3rd	5-6 L (SO)
Jan. 31, 2009	vs. Chicago	Jonathan Toews	:48	1st	2-4 L
Jan. 3, 2009	vs. NY Islanders	Thomas Pock	18:57	3rd	5-3 W
Dec. 6, 2008	vs. Edmonton	Dustin Penner	17:49	2nd	2-3 L
Oct. 22, 2008	at Philadelphia	Daniel Briere	18:55	3rd	7-6 W (SO)
April 6, 2008	at Dallas	Mattias Norstrom	19:47	2nd	2-4 L
March 19, 2008	vs. Minnesota	Marian Gaborik	19:31	3rd	4-3 W (SO)
March 9, 2008	at Minnesota	Brian Rolston	19:31	3rd	3-2 W (SO)
Feb. 12, 2008	vs. Calgary	Dion Phaneuf	19:10	3rd	3-4 L (OT)
Jan. 13, 2008	at Anaheim	Doug Weight	19:32	3rd	3-4 L (OT)
Dec. 26, 2007	at Los Angeles	Lubomir Visnovsky	19:32	3rd	3-2 W
Jan. 30, 2007	vs. Dallas	Phillipe Boucher	19:57	3rd	2-3 L (SO)
Nov. 13, 2006	at Los Angeles	Alexander Frolov	19:19	1st	2-4 L
Oct. 12, 2006	at Edmonton	Patrick Thoresen	3:20	1st	4-6 L
Oct. 5, 2006	vs. St. Louis	Bill Guerin	19:54	3rd	5-4 W (OT)
March 26, 2006	at Chicago	Kyle Calder	18:48	3rd	5-4 W
March 11, 2006	vs. Nashville	Paul Kariya	19:49	3rd	3-2 W
Feb. 12, 2006	at Phoenix	Steven Reinprecht	16:18	3rd	5-4 W



EXTRA ATTACKER GOALS

DATE	OPPONENT	GOAL SCORER	TIME	PERIOD	FINAL SCORE
Feb. 1, 2006	at Anaheim	Dustin Penner	19:37	3rd	4-6 W
Jan. 8, 2004	vs. Columbus	Mark Hartigan	14:11	2nd	3-2 L (OT)
Dec. 17, 2003	at Detroit	Pavel Datsyuk	19:41	3rd	2-3 L (OT)
Nov. 6, 2003	at Boston	Sergei Samsonov	19:46	3rd	5-5 T
Jan. 22, 2003	vs. New Jersey	Joe Nieuwendyk	19:47	3rd	4-5 L (OT)
Nov. 25, 2002	at St. Louis	Scott Mellanby	16:01	3rd	4-1 W
March 16, 2002	vs. Chicago	Steve Sullivan	19:22	3rd	2-2 T
Dec. 23, 2001	at Nashville	Petr Tenkrat	19:25	3rd	1-1 T
Oct. 11, 2001	vs. Tampa Bay	Fredrik Modin	18:56	3rd	4-3 W
Jan. 1, 2001	at Phoenix	Keith Tkachuk	18:17	3rd	3-2 W
Dec. 28, 2000	vs. Edmonton	Daniel Cleary	18:58	3rd	2-2 T
Dec. 12, 2000	vs. N.Y. Rangers	Mark Messier	19:27	3rd	3-2 W
Oct. 11, 1999	at Anaheim	Fredrik Olausson	19:02	1st	3-5 L
April 12, 1999	vs. Edmonton	Todd Marchant	19:42	3rd	4-5 L (OT)
March 26, 1999	at Ottawa	Wade Redden	19:14	3rd	1-1 T
April 11, 1998	vs. Vancouver	Bret Hedican	3:44	3rd	1-1 T
Jan. 6, 1998	vs. St. Louis	Jim Campbell	14:26	2nd	5-1 L
Dec. 10, 1997	vs. Washington	Peter Bondra	19:31	3rd	3-3 T
March 17, 1996	at Philadelphia	Dale Hawerchuk	11:56	3rd	2-8 L
March 5, 1996	at Colorado	Joe Sakic	19:18	3rd	5-3 W
Nov. 8, 1995	at Buffalo	Donald Audette	15:25	2nd	2-7 L
Oct. 14, 1995	vs. Vancouver	Alex Mogilny	16:56	3rd	6-7 L
March 28, 1995	vs. Winnipeg	Igor Korolev	19:13	3rd	6-5 W (OT)
March 23, 1995	vs. Anaheim	Steve Rucchin	12:47	2nd	3-6 L
April 5, 1994	at Los Angeles	Luc Robitaille	18:43	3rd	2-1 W
March 20, 1994	vs. Los Angeles	Wayne Gretzky	19:11	3rd	6-6 T
Feb. 17, 1994	vs. Quebec	Mike Ricci	17:02	1st	2-8 L
Dec. 3, 1993	vs. Winnipeg	Keith Tkachuk	19:16	3rd	3-3 T
Nov. 9, 1993	vs. Toronto	Dave Ellett	19:37	3rd	2-2 T
Oct. 28, 1993	vs. Anaheim	Bob Corkum	19:16	3rd	4-3 W





Bob Errey

ALL-TIME OVERTIME RECORDS (1991-92 TO 1998-99)

TEAM	HOME					ROAD					OVERALL				
	GP	W	L	T	PTS	GP	W	L	T	PTS	GP	W	L	T	PTS
ANA	2	0	0	2	2	2	1	0	1	3	4	1	0	3	5
ATL	0	0	0	0	0	0	0	0	0	0	0	0	0	0	0
BOS	2	0	0	2	2	2	0	0	2	2	4	0	0	4	4
BUF	3	0	0	3	3	0	0	0	0	0	3	0	0	3	3
CAR	0	0	0	0	0	0	0	0	0	0	0	0	0	0	0
CBJ	0	0	0	0	0	0	0	0	0	0	0	0	0	0	0
CGY	3	0	1	2	2	5	2	1	2	6	8	2	2	4	8
CHI	0	0	0	0	0	2	0	0	2	2	2	0	0	2	2
COL	3	1	2	0	2	1	0	0	1	1	4	1	2	1	3
DAL	0	0	0	0	0	2	0	0	2	2	2	0	0	2	2
DET	2	0	0	2	2	0	0	0	0	0	2	0	0	2	2
EDM	3	0	1	2	2	3	0	0	3	3	6	0	1	5	5
FLA	2	0	0	2	2	4	0	0	4	4	6	0	0	6	6
LAK	6	1	2	3	5	2	1	0	1	3	8	2	2	4	8
MIN	0	0	0	0	0	0	0	0	0	0	0	0	0	0	0
MTL	4	1	1	2	4	2	0	0	2	2	6	1	1	4	6
NJD	1	0	0	1	1	1	0	0	1	1	2	0	0	2	2
NSH	0	0	0	0	0	0	0	0	0	0	0	0	0	0	0
NYI	1	0	0	1	1	2	1	0	1	3	3	1	0	2	4
NYR	1	0	0	1	1	4	1	2	1	3	5	1	2	2	4
OTT	1	1	0	0	2	4	0	0	4	4	5	1	0	4	6
PHI	2	0	1	1	1	2	1	0	1	3	4	1	1	2	4
PHX	5	2	1	2	6	4	0	1	3	3	9	2	2	5	9
PIT	1	0	0	1	1	1	0	0	1	1	2	0	0	2	2
STL	1	0	0	1	1	0	0	0	0	0	1	0	0	1	1
TBL	1	0	1	0	0	0	0	0	0	0	1	0	1	0	0
TOR	2	0	0	2	2	1	0	0	1	1	3	0	0	3	3
VAN	5	0	0	5	5	2	0	1	1	1	7	0	1	6	6
WSH	1	0	0	1	1	0	0	0	0	0	1	0	0	1	1
TOTAL	52	6	10	36	48	46	7	5	34	48	98	13	15	70	96

Teams received two points for an overtime win, one point for an overtime tie and zero points for an overtime loss.



Vincent Damphousse

ALL-TIME OVERTIME RECORDS (1999-00 TO 2003-04)

TEAM	HOME					ROAD					OVERALL				
	GP	W	L	T	PTS	GP	W	L	T	PTS	GP	W	L	T	PTS
ANA	2	1	1	0	3	2	0	1	1	2	4	1	2	1	5
ATL	1	0	0	1	1	2	0	1	1	2	3	0	1	2	3
BOS	0	0	0	0	0	1	0	0	1	1	1	0	0	1	1
BUF	1	0	0	1	1	0	0	0	0	0	1	0	0	1	1
CAR	0	0	0	0	0	0	0	0	0	0	0	0	0	0	0
CBJ	2	1	1	0	3	1	1	0	0	2	3	2	1	0	5
CGY	2	0	0	2	2	3	0	1	2	3	5	0	1	4	5
CHI	5	1	1	3	6	3	1	2	0	4	8	2	3	3	10
COL	1	0	0	1	1	4	1	0	3	5	5	1	0	4	6
DAL	4	1	2	1	5	2	0	0	2	2	6	1	2	3	7
DET	2	0	1	1	2	2	0	1	1	2	4	0	2	2	4
EDM	5	2	0	3	7	4	0	0	4	4	9	2	0	7	11
FLA	0	0	0	0	0	1	0	0	1	1	1	0	0	1	1
LAK	3	3	0	0	6	5	0	2	3	5	8	3	2	3	11
MIN	1	0	0	1	1	2	0	1	1	2	3	0	1	2	3
MTL	2	1	1	0	3	0	0	0	0	0	2	1	1	0	3
NJD	2	1	1	0	3	1	0	1	0	1	3	1	2	0	4
NSH	1	0	0	1	1	2	0	1	1	2	3	0	1	2	3
NYI	1	0	1	0	1	1	0	0	1	1	2	0	1	1	2
NYR	1	0	0	1	1	1	0	1	0	1	2	0	1	1	2
OTT	0	0	0	0	0	0	0	0	0	0	0	0	0	0	0
PHI	1	0	0	1	1	1	0	0	1	1	2	0	0	2	2
PHX	3	0	1	2	3	3	2	1	0	5	6	2	2	2	8
PIT	1	0	0	1	1	0	0	0	0	0	1	0	0	1	1
STL	1	0	1	0	1	3	1	1	1	4	4	1	2	1	5
TBL	1	0	0	1	1	2	0	1	1	2	3	0	1	2	3
TOR	1	0	0	1	1	1	0	0	1	1	2	0	0	2	2
VAN	0	0	0	0	0	4	0	1	3	4	4	0	1	3	4
WSH	0	0	0	0	0	0	0	0	0	0	0	0	0	0	0
TOTAL	44	11	11	22	55	51	6	16	29	57	95	17	27	51	112

Teams received two points for an overtime win and one point for either an overtime loss or tie.



ALL-TIME OVERTIME RECORDS (2005-06 TO PRESENT)

	HOME						ROAD						OVERALL					
Team	GP	W	L	SOW	SOL	PTS	GP	W	L	SOW	SOL	PTS	GP	W	L	SOW	SOL	PTS
ANA	4	0	1	2	1	6	6	1	2	2	1	9	10	1	3	4	2	15
ARI/ PHX	10	0	1	4	5	14	3	1	0	2	0	6	13	1	1	6	5	20
BOS	1	0	0	0	1	1	0	0	0	0	0	0	1	0	0	0	1	1
BUF	1	0	0	0	1	1	1	0	0	0	1	1	2	0	0	0	2	2
CAR	2	0	1	0	1	2	0	0	0	0	0	0	2	0	1	0	1	2
CBJ	2	1	1	0	0	3	4	0	2	2	0	6	6	1	3	2	0	9
CGY	4	0	2	2	0	6	4	1	1	1	1	6	8	1	3	3	1	12
CHI	5	2	1	2	0	9	4	1	2	0	1	5	9	3	3	2	1	14
COL	4	0	0	4	0	8	5	0	4	0	1	5	9	0	4	4	1	13
DAL	10	2	0	1	7	13	8	3	2	1	2	12	18	5	2	2	9	25
DET	2	1	0	0	1	3	5	0	1	3	1	8	7	1	1	3	2	11
EDM	6	0	1	2	3	8	4	0	0	1	3	5	10	0	1	3	6	13
FLA	1	0	1	0	0	1	0	0	0	0	0	0	1	0	1	0	0	1
LAK	8	1	1	5	1	14	7	1	1	2	3	10	15	2	2	7	4	24
MIN	4	1	1	1	1	6	4	1	1	1	1	6	8	2	2	2	2	12
MTL	1	0	0	1	0	2	0	0	0	0	0	0	1	0	0	1	0	2
NJD	0	0	0	0	0	0	1	0	0	1	0	2	1	0	0	1	0	2
NSH	9	3	2	2	2	14	2	1	1	0	0	3	11	4	3	2	2	17
NYI	1	0	0	1	0	2	1	1	0	0	0	2	2	1	0	1	0	4
NYR	2	0	0	0	2	2	0	0	0	0	0	0	2	0	0	0	2	2
OTT	1	1	0	0	0	2	0	0	0	0	0	0	1	1	0	0	0	2
PHI	2	1	0	1	0	4	1	0	0	1	0	2	3	1	0	2	0	6
PIT	1	0	0	1	0	2	3	1	0	1	1	5	4	1	0	2	1	7
STL	7	3	1	1	2	11	1	0	0	0	1	1	8	3	1	1	3	12
TBL	0	0	0	0	0	0	1	0	1	0	0	1	1	0	1	0	0	1
TOR	0	0	0	0	0	0	0	0	0	0	0	0	0	0	0	0	0	0
VAN	6	1	3	1	1	8	4	2	0	2	0	8	10	3	3	3	1	16
WSH	1	0	0	0	1	1	2	0	0	2	0	4	3	0	0	2	1	5
WPG/ ATL	0	0	0	0	0	0	1	0	0	0	1	1	1	0	0	0	1	1
TOTAL	95	17	17	31	30	143	72	14	18	22	18	108	167	31	35	53	48	251

Teams received two points for either an overtime or shootout win and one point for either an overtime or shootout loss.



OVERTIME VICTORIES (60)

DATE	OPPONENT	GWG	GOALTENDER	TIME	SCORE
Feb. 5, 2014	vs. Dallas	Tommy Wingels	Kari Lehtonen	1:52	2-1
Jan. 25, 2014	vs. Minnesota	Joe Thornton	Darcy Kuemper	3:30	3-2
Nov. 14, 2013	at Vancouver	Dan Boyle	Roberto Luongo	2:38	2-1
Nov. 12, 2013	at Calgary	Brad Stuart	Reto Berra	1:13	3-2
April 7, 2012	vs. Los Angeles	Dan Boyle	Jonathan Quick	3:58	3-2
March 17, 2012	vs. Detroit	Martin Havlat	Jimmy Howard	3:23	3-2
Oct. 29, 2011	at NY Islanders	Brent Burns	Rick DiPietro	1:07	3-2
March 8, 2011	vs. Nashville	Patrick Marleau	Pekka Rinne	3:24	3-2
Feb. 23, 2011	at Pittsburgh	Patrick Marleau	Marc-Andre Fleury	4:56	3-2
Feb. 15, 2011	at Nashville	Patrick Marleau	Pekka Rinne	3:53	2-1
Dec. 16, 2010	at Dallas	Logan Couture	Kari Lehtonen	1:20	4-3
Dec. 11, 2010	vs. Chicago	Ryane Clowe	Corey Crawford	3:52	2-1
Jan. 6, 2010	vs. St. Louis	Dany Heatley	Chris Mason	4:06	2-1
March 10, 2009	at Minnesota	Christian Ehrhoff	Niklas Backstrom	3:34	5-4
Jan. 20, 2009	vs. Vancouver	Patrick Marleau	Roberto Luongo	3:08	2-1
Nov. 26, 2008	vs. Chicago	Joe Thornton	Cristobal Huet	:35	3-2
Oct. 18, 2008	vs. Philadelphia	Dan Boyle	Antero Niittymaki	1:25	5-4
March 27, 2008	vs. Dallas	Joe Thornton	Marty Turco	2:58	3-2
March 5, 2008	vs. Ottawa	Patrick Marleau	Martin Gerber	3:05	3-2
Feb. 8, 2008	vs. Columbus	Joe Thornton	Frederik Norrena	1:49	2-1
Oct. 5, 2006	vs. St. Louis	Curtis Brown	Manny Legace	2:12	5-4
April 12, 2006	at Vancouver	Christian Ehrhoff	Alex Auld	:34	5-4
April 3, 2006	at Dallas	Joe Thornton	Marty Turco	4:39	3-2
March 26, 2006	at Chicago	Tom Preissing	Nikolai Khabibulin	1:24	5-4
March 11, 2006	vs. Nashville	Christian Ehrhoff	Tomas Vokoun	2:56	3-2
Feb. 12, 2006	at Phoenix	Tom Preissing	Curtis Joseph	1:54	5-4
Jan. 21, 2006	at Los Angeles	Patrick Marleau	Matthieu Garon	4:51	4-3
Nov. 4, 2005	at Anaheim	Marcel Goc	J.S. Giguere	:51	1-0
Nov. 2, 2005	vs. Nashville	Alyn McCauley	Chris Mason	1:44	3-2
Oct. 26, 2005	at Dallas	Patrick Marleau	Marty Turco	3:20	5-4
April 4, 2004	vs. Los Angeles	Vincent Damphousse	Roman Cechmanek	3:10	4-3
March 28, 2004	vs. Dallas	Wayne Primeau	Ron Tugnutt	2:56	2-1
Feb. 14, 2004	at Columbus	Marco Sturm	Marc Denis	4:43	2-1
March 6, 2003	vs. Montreal	Marco Sturm	Jose Theodore	3:58	4-3
Dec. 3, 2002	at Phoenix	Teemu Selanne	Brian Boucher	4:16	3-2
Jan. 15, 2002	at Colorado	Teemu Selanne	Patrick Roy	4:57	1-0
Dec. 11, 2001	vs. Edmonton	Brad Stuart	Tommy Salo	4:08	5-4
March 27, 2001	vs. Los Angeles	Mike Ricci	Felix Potvin	1:53	3-2
Feb. 20, 2001	vs. Columbus	Marco Sturm	Ron Tugnutt	4:18	3-2
Feb. 10, 2001	vs. Chicago	Bryan Marchment	Jocelyn Thibault	2:07	3-2
Jan. 27, 2001	at St. Louis	Brad Stuart	Roman Turek	1:51	4-3
Dec. 16, 2000	at Phoenix	Gary Suter	Sean Burke	1:53	2-1
Nov. 30, 2000	vs. Anaheim	Scott Hannan	Dominic Roussel	4:50	3-2
Nov. 8, 2000	at Chicago	Marco Sturm	Jocelyn Thibault	4:44	3-2
March 15, 2000	vs. Buffalo	Jeff Friesen	Domink Hasek	2:56	6-5
Jan. 15, 2000	vs. Los Angeles	Jeff Friesen	Jeff Storr	1:05	3-2
Nov. 28, 1999	vs. New Jersey	Patrick Marleau	Martin Brodeur	4:54	4-3
\$Oct. 7, 1999	vs. Edmonton	Mike Ricci	Bill Ranford	3:44	3-2
Jan. 2, 1999	at N.Y. Islanders	Marco Sturm	Marcel Cousineau	1:47	4-3
April 4, 1997	vs. Colorado	Steve Guolla	Craig Billington	:35	7-6
Nov. 2, 1996	vs. Montreal	Darren Turcotte	Jose Theodore	3:07	4-3
Oct. 6, 1996	at Los Angeles	Viktor Kozlov	Stephane Fiset	4:55	7-6
March 22, 1996	at Calgary	Owen Nolan	Rick Tabaracci	1:09	2-1
March 28, 1995	vs. Winnipeg	Jeff Friesen	N. Khabibulin	4:27	6-5
Feb. 3, 1994	at Philadelphia	Sergei Makarov	Dominick Roussel	3:13	3-2
Oct. 31, 1993	at Anaheim	Tom Pederson	Guy Hebert	1:47	2-1
March 2, 1993	vs. Ottawa	Johan Garpenlov	Peter Sidorkiewicz	4:24	3-2
Nov. 25, 1992	at Calgary	Tom Pederson	Jeff Reese	3:53	4-3
Oct. 8, 1992	vs. Winnipeg	Kelly Kisio	Bob Essensa	4:00	4-3
Dec. 3, 1991	vs. Los Angeles	Brian Mullen	Kelly Hrudey	:22	3-2

\$=Games listed on or after Oct. 7, 1999 are played with the four-on-four overtime format. The winning team receives two points while the losing team receives one point in the NHL standings.



SHOOTOUT VICTORIES (53)

DATE	OPPONENT	GWG	SJ	OPP	SCORE	GOALTENDERS
Mar. 13, 2014	at Columbus	Joe Pavelski	1/2	0/3	4-3	Alex Stalock/Sergei Bobrovsky
Feb. 1, 2014	vs. Chicago	Patrick Marleau	3/3	1/2	2-1	Antti Niemi/Corey Crawford
Jan. 14, 2014	at Washington	Patrick Marleau	1/2	0/3	2-1	Antti Niemi/Philipp Grubauer
Jan. 5, 2014	at Chicago	Logan Couture	2/2	0/2	3-2	Alex Stalock/Corey Crawford
Dec. 23, 2013	vs. Colorado	Logan Couture	2/3	0/2	5-4	Antti Niemi/Semyon Varlamov
Dec. 21, 2013	vs. Dallas	Joe Thornton	1/5	0/5	3-2	Alex Stalock/Kari Lehtonen
Nov. 30, 2013	vs. Anaheim	Joe Pavelski	1/3	0/3	4-3	Antti Niemi/Jonas Hiller
Nov. 27, 2013	vs. Los Angeles	Joe Thornton	4/8	3/8	3-2	Antti Niemi/Ben Scrivens
Oct. 21, 2013	at Detroit	Logan Couture	1/2	0/3	1-0	Antti Niemi/Jimmy Howard
Apr. 16, 2013	vs. Los Angeles	Raffi Torres	1/3	1/3	3-2	Antti Niemi/Jonathan Quick
Apr. 11, 2013	at Detroit	Patrick Marleau	2/3	1/3	3-2	Antti Niemi/Jimmy Howard
Mar. 30, 2013	vs. Phoenix	Logan Couture	1/3	0/3	3-2	Antti Niemi/Jason Labarbera
Mar. 20, 2013	vs. Edmonton	Dan Boyle	2/3	1/3	4-3	Antti Niemi/Devan Dubnyk
Mar. 5, 2013	vs. Vancouver	Joe Pavelski	2/4	1/4	3-2	Antti Niemi/Cory Schneider
Feb. 26, 2013	vs. Colorado	Patrick Marleau	2/4	1/4	3-2	Antti Niemi/Semyon Varlamov
Jan. 31, 2013	vs. Edmonton	Michal Handzus	2/3	0/2	3-2	Antti Niemi/Devan Dubnyk
Jan. 29, 2013	vs. Anaheim	Michal Handzus	1/3	0/3	3-2	Antti Niemi/Jonas Hiller
April 5, 2012	at Los Angeles	Joe Pavelski	1/2	0/3	6-5	Antti Niemi/Jonathan Quick
March 24, 2012	vs. Phoenix	Michal Handzus	2/2	0/2	4-3	Antti Niemi/Mike Smith
March 15, 2012	vs. Nashville	Ryane Clowe	1/3	0/3	2-1	Antti Niemi/Pekka Rinne
Jan. 17, 2012	vs. Calgary	Michal Handzus	2/3	0/2	2-1	Antti Niemi/Miikka Kiprusoff
Jan. 2, 2012	at Vancouver	Michal Handzus	1/3	0/3	3-2	Antti Niemi/Roberto Luongo
Dec. 23, 2011	vs. Los Angeles	Ryane Clowe	1/4	0/4	2-1	Antti Niemi/Jonathan Quick
Dec. 1, 2011	vs. Montreal	Joe Pavelski	3/6	2/6	4-3	Antti Niemi/Carey Price
Nov. 3, 2011	vs. Pittsburgh	Ryane Clowe	1/3	0/3	4-3	Thomas Greiss/Marc-Andre Fleury
Oct. 21, 2011	at New Jersey	Ryane Clowe	2/3	1/3	4-3	Antti Niemi/Johan Hedberg
March 1, 2011	vs. Colorado	Ryane Clowe	1/3	0/3	2-1	Antti Niemi/Brian Elliot
Feb. 25, 2011	at Calgary	Ryane Clowe	1/3	0/3	4-3	Antti Niemi/Miikka Kiprusoff
Jan. 20, 2011	at Vancouver	Joe Pavelski	1/2	0/3	2-1	Antti Niemi/Roberto Luongo
Dec. 8, 2010	vs. Philadelphia	Logan Couture	2/2	0/2	5-4	Antero Niittymaki/Sergei Bobrovsky
Nov. 11, 2010	vs. NY Islanders	Logan Couture	2/3	0/2	2-1	Antero Niittymaki/Dwayne Roloson
April 10, 2010	vs. Phoenix	Logan Couture	3/5	2/5	3-2	Evgeni Nabokov/Ilya Bryzgalov
Feb. 11, 2010	at Detroit	Patrick Marleau	1/3	0/3	3-2	Evgeni Nabokov/Jimmy Howard
Dec. 31, 2009	at Phoenix	Ryane Clowe	1/6	0/6	3-2	Thomas Greiss/Ilya Bryzgalov
Dec. 28, 2009	vs. Phoenix	Joe Pavelski	1/2	0/3	3-2	Evgeni Nabokov/Ilya Bryzgalov
Nov. 27, 2009	at Edmonton	Joe Pavelski	1/2	0/3	5-4	Evgeni Nabokov/Jeff Deslauriers
Nov. 4, 2009	at Columbus	Dan Boyle	1/2	0/3	3-2	Evgeni Nabokov/Steve Mason
Oct. 28, 2009	vs. Los Angeles	Ryane Clowe	2/6	1/6	2-1	Evgeni Nabokov/Jonathan Quick
April 7, 2009	vs. Colorado	Joe Pavelski	1/3	0/3	1-0	Evgeni Nabokov/Peter Budaj
March 19, 2009	vs. Nashville	Jonathan Cheechoo	2/3	1/3	3-2	Evgeni Nabokov/Pekka Rinne
March 14, 2009	vs. Los Angeles	Jonathan Cheechoo	2/7	1/7	2-1	Evgeni Nabokov/Erik Ersberg
Dec. 15, 2008	at Los Angeles	Ryane Clowe	2/2	1/3	3-2	Brian Boucher/Jason LaBarbera
Nov. 6, 2008	vs. St. Louis	Ryane Clowe	2/4	1/4	5-4	Evgeni Nabokov/Ben Bishop
Oct. 22, 2008	at Philadelphia	Joe Pavelski	2/2	0/2	7-6	Evgeni Nabokov/Martin Biron
April 4, 2007	at Anaheim	Ryane Clowe	2/2	1/3	3-2	Evgeni Nabokov/Ilya Bryzgalov
Feb. 21, 2007	at Washington	Jonathan Cheechoo	2/3	1/3	3-2	Evgeni Nabokov/Brent Johnson
March 19, 2008	vs. Minnesota	Jeremy Roenick	2/3	1/3	4-3	Evgeni Nabokov/Niklas Backstrom
March 9, 2008	at Minnesota	Patrick Marleau	2/3	1/3	3-2	Evgeni Nabokov/Niklas Backstrom
Feb. 24, 2008	at Pittsburgh	Jeremy Roenick	3/3	2/3	2-1	Evgeni Nabokov/Ty Conklin
Feb. 2, 2008	vs. Chicago	Jeremy Roenick	2/5	1/5	3-2	Evgeni Nabokov/Nikolai Khabibulin
Dec. 16, 2007	at Anaheim	Joe Thornton	3/6	2/6	2-1	Evgeni Nabokov/J.S. Giguere
Nov. 14, 2007	at Dallas	Devin Setoguchi	2/2	0/2	4-3	Evgeni Nabokov/Marty Turco
Oct. 29, 2005	vs. Calgary	Nils Ekman	2/4	1/4	3-2	Nolan Schaefer/Miikka Kiprusoff

LOSSES (15)/OVERTIME LOSSES (63)

DATE	OPPONENT	GWG	GOALTENDER	TIME	SCORE
Mar. 4, 2014	vs. Carolina	Jay Harrison	Alex Stalock	4:18	2-3
Oct. 30, 2013	at Los Angeles	Anze Kopitar	Antti Niemi	2:32	3-4
Mar. 10, 2013	at Colorado	Matt Duchene	Antti Niemi	4:59	2-3
Mar. 9, 2013	vs. St. Louis	Patrik Berglund	Alex Stalock	1:12	3-4
Feb. 12, 2013	at Nashville	Colin Wilson	Antti Niemi	2:08	0-1
March 13, 2012	at Calgary	Matt Stajan	Antti Niemi	4:20	2-3
Feb. 16, 2012	at Tampa Bay	Martin St. Louis	Antti Niemi	4:27	5-6
Dec. 28, 2011	vs. Vancouver	Andrew Ebbett	Antti Niemi	3:23	2-3
Dec. 11, 2011	at Chicago	Patrick Sharp	Antti Niemi	4:26	2-3
Nov. 5, 2011	vs. Nashville	David Legwand	Antti Niemi	2:53	3-4
Nov. 18, 2010	at Dallas	Mike Ribeiro	Antti Niemi	2:52	4-5
Nov. 17, 2010	at Colorado	Kevin Porter	Antero Niittymaki	2:07	3-4
Nov. 9, 2010	vs. Anaheim	Lubomir Visnovsky	Antero Niittymaki	4:27	2-3
Oct. 9, 2010	vs. Columbus	Ethan Moreau	Antero Niittymaki	1:56	2-3
April 4, 2010	at Colorado	John-Michael Liles	Evgeni Nabokov	2:59	4-5
Mar. 13, 2010	vs. Florida	Bryan Allen	Thomas Greiss	2:46	2-3
Jan. 28, 2010	vs. Chicago	Troy Brouwer	Evgeni Nabokov	1:37	3-4
Dec. 9, 2009	vs. Los Angeles	Dustin Brown	Evgeni Nabokov	1:16	4-5
Nov. 15, 2009	at Chicago	Brent Seabrook	Evgeni Nabokov	:41	3-4
Mar. 5, 2009	vs. Minnesota	Mikko Koivu	Brian Boucher	4:46	3-4
Feb. 7, 2009	at Columbus	Christian Backman	Evgeni Nabokov	1:33	2-3
Dec. 31, 2008	at Minnesota	Brent Burns	Evgeni Nabokov	1:38	2-3
Dec. 17, 2008	at Columbus	R.J. Umberger	Evgeni Nabokov	2:55	1-2
Dec. 6, 2008	vs. Edmonton	Kyle Brodziak	Evgeni Nabokov	2:40	2-3
Nov. 11, 2008	vs. Nashville	Ville Koistinen	Brian Boucher	2:28	3-4
Mar. 25, 2008	at Phoenix	Martin Hanzal	Brian Boucher	3:23	4-5
Feb. 12, 2008	vs. Calgary	Jarome Iginla	Evgeni Nabokov	4:35	3-4
Jan. 13, 2008	at Anaheim	Francois Beauchemin	Thomas Greiss	:33	3-4
Jan. 3, 2008	vs. Calgary	Jarome Iginla	Evgeni Nabokov	3:26	2-3
April 7, 2007	vs. Vancouver	Mattias Ohlund	Evgeni Nabokov	:34	3-4
Mar. 18, 2007	at Colorado	Milan Hejduk	Evgeni Nabokov	:19	3-4
Mar. 9, 2007	vs. Vancouver	Henrik Sedin	Evgeni Nabokov	3:30	1-2
April 1, 2006	vs. Phoenix	Steve Reinprecht	Vesa Toskala	3:55	3-4
Mar. 7, 2006	at Anaheim	Sandis Ozolinsh	Evgeni Nabokov	:58	4-5
Jan. 30, 2006	at Dallas	Jason Arnott	Evgeni Nabokov	4:24	2-3
Oct. 17, 2005	at Detroit	Jiri Fischer	Evgeni Nabokov	4:09	2-3
Feb. 26, 2004	at Vancouver	Brent Sopel	Vesa Toskala	2:14	2-3
Jan. 31, 2004	at Nashville	Marek Zidlicky	Evgeni Nabokov	4:44	2-3
Jan. 8, 2004	vs. Columbus	Rick Nash	Evgeni Nabokov	4:57	2-3
Dec. 17, 2003	at Detroit	Brenden Shanahan	Evgeni Nabokov	3:51	2-3
Nov. 13, 2003	vs. St. Louis	Peter Cajanek	Evgeni Nabokov	4:45	3-4
Nov. 5, 2003	at New Jersey	Jamie Langenbrunner	Evgeni Nabokov	4:17	2-3
Mar. 22, 2003	vs. Anaheim	Niclas Havelid	Evgeni Nabokov	1:33	2-3
Mar. 17, 2003	vs. Chicago	Theo Fleury	Vesa Toskala	1:26	2-3
Mar. 1, 2003	at Anaheim	Steve Thomas	Miikka Kiprusoff	2:04	2-3
Jan. 22, 2003	vs. New Jersey	Joe Nieuwendyk	Miikka Kiprusoff	4:32	4-5
Jan. 13, 2003	at Los Angeles	Jason Allison	Miikka Kiprusoff	3:50	2-3
Dec. 16, 2002	at N.Y. Rangers	Petr Nedved	Miikka Kiprusoff	2:25	1-2
Nov. 13, 2002	at Atlanta	Vyacheslav Kozlov	Evgeni Nabokov	2:19	2-3
Oct. 31, 2002	at Minnesota	Sergei Zholtok	Evgeni Nabokov	4:50	1-2
Nov. 17, 2001	vs. Dallas	Richard Matvichuk	Evgeni Nabokov	:50	2-3
Nov. 11, 2001	at Chicago	Tony Amonte	Evgeni Nabokov	1:01	2-3
Oct. 4, 2001	vs. Detroit	Brendan Shanahan	Evgeni Nabokov	1:55	3-4
April 7, 2001	vs. Dallas	Mike Modano	Evgeni Nabokov	2:10	4-5





LOSSES (15)/OVERTIME LOSSES (63)

DATE	OPPONENT	GWG	GOALTENDER	TIME	SCORE
Mar. 17, 2001	at Los Angeles	Bryan Smolinski	Evgeni Nabokov	0:40	0-1
Mar. 6, 2001	at Tampa Bay	Brad Richards	Evgeni Nabokov	4:02	1-2
Feb. 1, 2000	vs. Phoenix	Keith Carney	Steve Shields	1:32	0-1
Jan. 29, 2000	vs. N.Y. Islanders	Mathieu Biron	Steve Shields	2:43	2-3
Jan. 23, 2000	at Phoenix	Jyrki Lumme	Steve Shields	4:16	2-3
Jan. 17, 2000	at Chicago	Doug Gilmour	Steve Shields	:56	4-5
Dec. 30, 1999	at St. Louis	Al MacInnis	Steve Shields	3:40	1-2
Nov. 23, 1999	vs. Montreal	Craig Rivet	Mike Vernon	3:50	2-3
\$Nov. 10, 1999	at Calgary	Cory Stillman	Mike Vernon	4:23	3-4
April 12, 1999	vs. Edmonton	Tom Poti	Steve Shields	3:55	4-5
Nov. 20, 1998	vs. Phoenix	Dallas Drake	Steve Shields	0:37	1-2
Dec. 1, 1997	at Calgary	German Titov	Mike Vernon	1:22	2-3
Oct. 13, 1997	vs. Philadelphia	Eric Lindros	Kelly Hrudey	1:49	2-3
Mar. 3, 1997	at N.Y. Rangers	Niklas Sundstrom	Ed Belfour	1:24	4-5
Jan. 27, 1996	vs. Colorado	Valeri Kamensky	Chris Terreri	2:49	3-4
Oct. 24, 1993	at Vancouver	Geoff Courtnall	Arturs Irbe	:28	2-3
April 10, 1993	vs. Los Angeles	Tomas Sandstrom	Arturs Irbe	3:22	2-3
April 3, 1993	vs. Calgary	Theoren Fleury	Arturs Irbe	3:06	2-3
Dec. 16, 1992	vs. Tampa Bay	John Tucker	Jeff Hackett	2:53	4-5
Dec. 12, 1992	vs. Quebec	Scott Young	Brian Hayward	4:19	7-8
Nov. 27, 1992	at Winnipeg	Tomas Steen	Brian Hayward	1:29	2-3
Jan. 4, 1992	vs. Montreal	Guy Carbonneau	Jeff Hackett	1:00	0-1
Dec. 16, 1991	at N.Y. Rangers	Brian Leetch	Brian Hayward	:23	3-4
Nov. 19, 1991	vs. Los Angeles	Mike Donnelly	Jeff Hackett	3:47	2-3

\$=Before the 1999-00 season, teams that lost in overtime received a loss and no points. Beginning in the 1999-00 season, teams that lost in overtime were credited with an overtime loss (OTL), earning the losing team one point.




SHOOTOUT LOSSES (46)

DATE	OPPONENT	GWG	SJ	OPP	SCORE	GOALTENDERS
Mar. 24, 2014	at Calgary	Mike Cammalleri	0/3	1/3	1-2	Alex Stalock/Karri Ramo
Mar. 22, 2014	vs Washington	Niklas Backstrom	1/3	2/3	2-3	Antti Niemi/Braden Holtby
Dec. 10, 2013	vs. NY Islanders	Kyle Okposo	0	2/4	2-3	Antti Niemi/Kevin Poullion
Nov. 10, 2013	at Winnipeg	Andrew Ladd	0/3	1/3	4-5	Antti Niemi/Ondrej Pavelec
Nov. 5, 2013	vs. Buffalo	Cody Hodgson	1/4	2/4	4-5	Antti Niemi/Ryan Miller
Nov. 2, 2013	vs. Phoenix	Antoine Vermette	1/5	2/5	2-3	Antti Niemi/Mike Smith
Oct. 17, 2013	at Dallas	Alex Chiasson	0/3	1/3	3-4	Antti Niemi/Dan Ellis
Apr. 7, 2013	vs. Dallas	Jamie Benn	0/3	1/2	4-5	Antti Niemi/Kari Lehtonen
Feb. 28, 2013	vs. Detroit	Damien Brunner	0/3	1/2	1-2	Antti Niemi/Jimmy Howard
Feb. 9, 2013	vs. Phoenix	Mikkel Boedker	0/2	2/2	0-1	Antti Niemi/Mike Smith
Feb. 2, 2013	vs. Nashville	Craig Smith	0/3	1/2	1-2	Antti Niemi/Pekka Rinne
March 8, 2012	at Dallas	Tomas Vincour	0/5	1/5	3-4	Antti Niemi/Kari Lehtonen
March 6, 2012	vs. Edmonton	Sam Gagner	0/3	1/2	2-3	Antti Niemi/Devan Dubnyk
Jan. 23, 2012	at Edmonton	Taylor Hall	1/4	2/4	1-2	Thomas Greiss/Devan Dubnyk
Jan. 10, 2012	at Minnesota	Matt Cullen	0/2	2/2	4-5	Antti Niemi/Josh Harding
Dec. 13, 2011	at Colorado	Gabriel Landeskog	1/5	2/5	3-4	Antti Niemi/Semyon Varlamov
Mar. 24, 2011	at Los Angeles	Dustin Brown	1/5	2/5	3-4	Antti Niemi/Jonathan Quick
Mar. 12, 2011	vs. NY Rangers	Brandon Dubinsky	1/6	2/6	2-3	Antti Niemi/Henrik Lundqvist
Mar. 10, 2011	vs. Vancouver	Alexandre Burrows	0/3	1/2	4-5	Antti Niemi/Cory Schneider
Jan. 26, 2011	at Los Angeles	Jarret Stoll	0/4	1/4	2-3	Antti Niemi/Jonathan Quick
Dec. 13, 2010	vs. Dallas	Brad Richards	1/3	2/2	2-3	Antti Niemi/Andrew Raycroft
Jan. 14, 2010	vs. Boston	Zdeno Chara	0/4	1/4	1-2	Evgeni Nabokov/Tim Thomas
Dec. 11, 2009	vs. Dallas	Matt Niskanen	1/11	2/11	2-3	Evgeni Nabokov/Marty Turco
Dec. 3, 2009	vs. St. Louis	T.J. Oshie	1/3	2/3	2-3	Evgeni Nabokov/Ty Conklin
Nov. 12, 2009	vs. Dallas	Stephan Robidas	0/3	1/3	2-3	Evgeni Nabokov/Marty Turco
Nov. 5, 2009	at Detroit	Pavel Datsyuk	0/2	2/3	1-2	Evgeni Nabokov/Chris Osgood
Oct. 12, 2009	vs. Phoenix	Lauri Korpikoski	1/3	2/3	0-1	Evgeni Nabokov/Ilya Bryzgalov
Mar. 25, 2009	at Chicago	Patrick Kane	0/2	2/2	5-6	Evgeni Nabokov/Nikolai Khabibulin
Feb. 12, 2009	at Buffalo	Derek Roy	1/5	2/5	5-6	Evgeni Nabokov/Ryan Miller
Feb. 11, 2009	at Pittsburgh	Sidney Crosby	0/3	1/3	1-2	Brian Boucher/Marc-Andre Fleury
Feb. 5, 2009	vs. Carolina	Sergei Samsonov	1/3	2/3	3-4	Evgeni Nabokov/Michael Leighton
Dec. 27, 2008	at St. Louis	Brad Winchester	1/3	2/3	2-3	Evgeni Nabokov/Manny Legace
Mar. 16, 2008	vs. Edmonton	Fernando Pisani	1/4	2/4	1-2	Evgeni Nabokov/Dwayne Roloson
Dec. 20, 2007	vs. Phoenix	Peter Mueller	0/3	1/2	2-3	Evgeni Nabokov/Ilya Bryzgalov
Nov. 28, 2007	vs. Los Angeles	Dustin Brown	2/3	3/3	2-3	Evgeni Nabokov/Jason LaBarbera
Nov. 17, 2007	vs. Anaheim	Corey Perry	0/3	1/2	1-2	Evgeni Nabokov/J.S. Giguere
Nov. 9, 2007	at Anaheim	Ryan Getzlaf	2/3	0/2	2-3	Evgeni Nabokov/J.S. Giguere
Oct. 4, 2007	at Edmonton	Jarret Stoll	1/4	2/4	2-3	Evgeni Nabokov/Dwayne Roloson
Feb. 28, 2007	vs. Nashville	Jean-Pierre Dumont	1/4	2/4	3-4	Evgeni Nabokov/Tomas Vokoun
Jan. 30, 2007	vs. Dallas	Mike Ribeiro	2/3	3/3	2-3	Vesa Toskala/Marty Turco
Mar. 18, 2006	vs. Dallas	Antti Miettinen	1/4	2/4	3-4	Vesa Toskala/Marty Turco
Feb. 2, 2006	vs. Minnesota	Brian Rolston	0/5	1/5	2-3	Vesa Toskala/Manny Fernandez
Jan. 19, 2006	vs. Edmonton	Ryan Smyth	1/3	2/3	2-3	Vesa Toskala/Mike Morrison
Dec. 23, 2005	vs. St. Louis	Petr Cajanek	1/4	2/4	1-2	Evgeni Nabokov/Jason Bacashihua
Nov. 21, 2005	at Edmonton	Ryan Smyth	1/3	2/3	1-2	Evgeni Nabokov/Mike Morrison
Nov. 19, 2005	vs. Phoenix	G. Sanderson	1/4	2/4	3-4	Evgeni Nabokov/Curtis Joseph
Nov. 12, 2005	vs. Dallas	Sergei Zubov	0/2	2/2	2-3	Evgeni Nabokov/Marty Turco



HEAD COACHES



George Kingston



Kevin Constantine



Jim Wiley



Al Sims



Darryl Sutter



Ron Wilson



Todd McLellan

ALL-TIME HEAD COACHING RECORDS

NAME	GC	RECORD	PTS PCT.	SEASONS
Todd McLellan	458	271-130-57	.654	2008-14
Ron Wilson	385	206-134-45	.594	2002-08
Cap Raeder&	1	1-0-0-0	1.000	2002
Darryl Sutter	434	192-167-75	.529	1997-02
Al Sims	82	27-47-8	.378	1996-97
Jim Wiley	57	17-37-3	.325	1995-96
Kevin Constantine	157	55-78-24	.427	1993-95
George Kingston	164	28-129-7	.192	1991-93

&Cap Raeder served as interim head coach for the Dec. 3, 2003 game at Phoenix, a 3-2 overtime win

ALL-TIME GENERAL MANAGERS

NAME	YEAR(S)
Jack Ferreira	1991-92
Chuck Grillo	1992-96
(Vice President, Director of Player Personnel)	
Dean Lombardi	1996-03
Doug Wilson	2003-present

ALL-TIME TEAM CAPTAINS

PLAYER	YEAR(S)
Doug Wilson	1991-93
Bob Errey	1993-95
Jeff Odgers	1995-96
Todd Gill	1996-98
Owen Nolan	1998-03
Vincent Damphousse	2003*
Mike Ricci	2003*
Alyn McCauley	2003*
Patrick Marleau	2004-09*
Rob Blake	2009-10
Joe Thornton	2010-2014

* Served as captain for part of the season as part of a rotating captaincy plan in 2003-04.





ALL-TIME ATTENDANCE

SEASON	HOME DATES	TOTAL	AVERAGE	% OF CAPACITY	SELLOUTS	CAPACITY
2013-14	41	720,042	17,562	100%	41	17,562
2012-13#	24	421,488	17,562	100%	24	17,562
2011-12	41	720,042	17,562	100%	41	17,562
2010-11*	40	702,480	17,562	100%	40	17,562
2009-10!	41	719,904	17,559	99.9%	40	17,562
2008-09	41	717,023	17,488	99.9%	40	17,496
2007-08	41	713,863	17,411	99.5%	31	17,496
2006-07	41	714,316	17,422	99.6%	36	17,496
2005-06	41	690,095	16,831	96.2%	21	17,496
2003-04	41	649,261	15,836	90.5%	10	17,496
2002-03	41	711,386	17,350	99.2%	26	17,496
2001-02	41	714,357	17,423	99.6%	33	17,496
2000-01@	41	716,196	17,468	99.9%	35	17,496
1999-00	41	708,925	17,291	98.8%	32	17,483
1998-99*	40	685,929	17,148	98.1%	23	17,483
1997-98	41	701,164	17,101	97.8%	20	17,483
1996-97 \$	41	714,238	17,420	99.9%	38	17,442
1995-96	41	704,790	17,190	100%	41	17,190
1994-95 #	24	412,560	17,190	100%	24	17,190
1993-94 *	41	680,407	16,595	96.5%	28	17,190
1992-93 *&	41	452,849	11,045	99.6%	34	11,089
1991-92 &	40	435,520	10,888	100%	40	10,888

! — Capacity increased from 17,496 to 17,562.

@ — Capacity increased from 17,442 to 17,496.

\$ — Capacity increased from 17,190 to 17,442 after first home game.

* — One neutral site game as designated home team not counted in totals.

& — Seasons played at Cow Palace in Daly City, Calif.

— Shortened schedule due to labor stoppage.



ALL-TIME ASSISTANT COACHES

1991-92	Bob Murdoch Drew Remenda	2001-02	Rich Preston Lorne Molleken Warren Strelow (goaltending coach)
1992-93	Bob Murdoch Drew Remenda		
1993-94	Wayne Thomas (assistant coach and assistant to director of hockey operations) Vasily Tikhonov Drew Remenda	2002-07	Tim Hunter Rob Zettler Warren Strelow (goaltending coach)
1994-95	Wayne Thomas (assistant coach and assistant to director of hockey operations) Vasily Tikhonov Drew Remenda	2007-08	Tim Hunter Rob Zettler
1995-96	Wayne Thomas (assistant coach and assistant to hockey player personnel director) Drew Remenda (assigned to Kansas City development team, Oct. 10, 1995) Vasily Tikhonov (assigned to Kansas City development team, Oct. 10, 1995) Jim Wiley (promoted from Kansas City development team, Oct. 10, 1995) Mark Kaufman (promoted from Kansas City development team, Oct. 10, 1995)	2008-09	Trent Yawney Todd Richards Jay Woodcroft Mike Ricci (development coach) Corey Schwab (goaltending coach)
		2009-11	Trent Yawney Matt Shaw Jay Woodcroft Mike Ricci (development coach) Corey Schwab (goaltending coach)
		2011-12	Matt Shaw Jay Woodcroft Mike Ricci (development coach) Corey Schwab (goaltending coach)
		2012-14	Larry Robinson (associate coach) Jim Johnson Jay Woodcroft Mike Ricci (development coach) Corey Schwab (goaltending coach)
1996-97	Wayne Cashman Roy Sommer		
1997-98	Roy Sommer Paul Baxter		
1998-99	Paul Baxter Bob Berry		
1999-00	Paul Baxter Bob Berry		
2000-01	Rich Preston Cap Raeder Warren Strelow (goaltending coach; served as goaltending consultant from 1997-00)		



TEAM RECORD BY SEASON

HOME SEASON	GP	W	L	T	O/T	PTS	PTS PCT
2013-14	41	29	7	-	5	63	.768
2012-13	24	17	2	-	5	39	.813
2011-12	41	26	12	-	3	55	.671
2010-11	*41	25	11	-	5	55	.671
2009-10	41	27	6	-	8	62	.756
2008-09*	41	32	5	-	4	68	.829
2007-08	41	22	13	-	6	50	.610
2006-07	41	25	12	-	4	54	.659
2005-06	41	25	9	-	7	57	.695
2003-04	41	24	8	7	2	57	.695
2002-03	41	17	16	5	3	42	.512
2001-02	41	25	11	3	2	55	.671
2000-01	41	22	14	4	1	49	.598
1999-00	41	21	17	3	3	48	.585
1998-99	*41	17	15	9	—	43	.524
1997-98	41	17	19	5	—	39	.476
1996-97	41	14	23	4	—	32	.390
1995-96	41	12	26	3	—	27	.329
1994-95	24	10	13	1	—	21	.438
1993-94	*42	19	13	10	—	48	.571
1992-93	*42	8	33	1	—	17	.202
1991-92	40	14	23	3	—	31	.388
TOTALS	828	419	301	58	53	949	.573

ROAD SEASON	GP	W	L	T	OTL	PTS	PTS PCT
2013-14	41	22	15	-	4	48	.585
2012-13	24	8	14	-	2	18	.375
2011-12	41	17	17	-	7	41	.500
2010-11	**41	23	14	-	4	50	.610
2009-10	41	24	14	-	3	51	.622
2008-09&	41	21	13	-	7	49	.598
2007-08	41	27	10	-	4	58	.707
2006-07	41	26	14	-	1	53	.646
2005-06	41	19	18	-	4	42	.512
2003-04	41	19	13	5	4	47	.573
2002-03	41	11	21	4	5	31	.378
2001-02	41	19	16	5	1	44	.537
2000-01	41	18	13	8	2	46	.561
1999-00	41	14	16	7	4	39	.476
1998-99	**41	14	18	9	—	37	.451
1997-98	41	17	19	5	—	39	.476
1996-97	41	13	24	4	—	30	.366
1995-96	41	8	29	4	—	20	.244
1994-95	24	9	12	3	—	21	.438
1993-94	**42	14	22	6	—	34	.405
1992-93	**42	3	28	1	—	7	.083
1991-92	40	3	35	2	—	8	.100
TOTALS	828	327	380	63	48	765	.462

& — Won Presidents' Trophy

* — Includes one game at neutral site designated as home game.

** — Includes one game at neutral site designated as road game.



TEAM RECORD BY SEASON

OVERALL SEASON	GP	W	L	T	OTL	PTS	PTS PCT	FINISH
2013-14	82	51	22	-	9	111	.721	2nd Div./4th Conf.
2012-13	48	25	16	-	7	57	.594	3rd Div./6th Conf.
2011-12	82	43	29	-	10	96	.585	2nd Div./7th Conf.
2010-11#	82	48	25	-	9	105	.640	1st Div./2nd Conf.
2009-10#	82	51	20	-	11	113	.689	1st Div./1st Conf.
2008-09&#	82	53	18	-	11	117	.713	1st Div./1st Conf.
2007-08#	82	49	23	-	10	108	.659	1st Div./2nd Conf.
2006-07	82	51	26	-	5	107	.652	2nd Div./5th Conf.
2005-06	82	44	27	-	11	99	.604	2nd Div./5th Conf.
2003-04#	82	43	21	12	6	104	.634	1st Div./2nd Conf.
2002-03	82	28	37	9	8	73	.445	5th Div./14th Conf.
2001-02#	82	44	27	8	3	99	.604	1st Div./3rd Conf.
2000-01	82	40	27	12	3	95	.579	2nd Div./5th Conf.
1999-00	82	35	33	10	7	87	.530	4th Div./8th Conf.
1998-99	82	31	33	18	—	80	.488	4th Div./7th Conf.
1997-98	82	34	38	10	—	78	.476	4th Div./8th Conf.
1996-97	82	27	47	8	—	62	.378	7th Div./13th Conf.
1995-96	82	20	55	7	—	47	.287	7th Div./13th Conf.
1994-95	48	19	25	4	—	42	.438	3rd Div./7th Conf.
1993-94	84	33	35	16	—	82	.488	3rd Div./8th Conf.
1992-93	84	11	61	2	—	24	.143	6th Division
1991-92	80	17	58	5	—	39	.244	6th Division
TOTALS	1656	746	688	121	101	1714	.518	

& — Won Presidents' Trophy

— Won Pacific Division

* — Includes one game at neutral site designated as home game.

** — Includes one game at neutral site designated as road game.



SHARKS IN THE NHL ALL-STAR GAME

SEASON	HOST	SKATERS	G	A	PTS	NOTES
2013-14	NO ALL-STAR GAME DUE TO PARTICIPATION IN THE WINTER OLYMPICS					
2012-13	NO ALL-STAR GAME					
2011-12	Ottawa	Logan Couture	0	1	1	Drafted by Team Alfredsson, last selection in the draft and won a car
2010-11	Carolina	Dan Boyle	0	1	1	Drafted by Team Staal
2009-10	NO ALL-STAR GAME DUE TO PARTICIPATION IN THE WINTER OLYMPICS					
2008-09	Montreal	Joe Thornton	0	3	3	6th consecutive appearance
		Dan Boyle	1	1	2	1st career appearance
		Patrick Marleau	1	2	3	3rd career appearance
2007-08	Atlanta	Joe Thornton	0	1	1	5th consecutive appearance
2006-07	Dallas	Joe Thornton	0	0	0	Voted to starting lineup
		Jonathan Cheechoo	0	1	1	Voted to starting lineup
		Patrick Marleau	1	0	1	2nd Fastest Skater during NHL Skills Competition
2005-06	NO ALL-STAR GAME DUE TO PARTICIPATION IN THE WINTER OLYMPICS					
2004-05	NO ALL-STAR GAME					
2003-04	Minnesota	Patrick Marleau	0	0	0	1st career appearance
2002-03	Florida	Teemu Selanne	0	0	0	Voted to starting lineup
2001-02	Los Angeles	Teemu Selanne	2	0	2	One of 2 players to score 2 goals in the contest. Voted to starting lineup
		Owen Nolan	0	0	0	Plus-3, 5 shots. Voted to starting lineup
		Vincent Damphousse	1	2	3	Scored opening goal, plus-3. Voted to starting lineup
2000-01	Colorado***	Marcus Ragnarsson	0	0	0	Led World Team in ice time (21:04)
1999-00	Toronto	Owen Nolan	0	0	0	4th career All-Star Appearance
1998-99	Tampa Bay	Marco Sturm	1	0	1	Scored World Team's first goal
1997-98	Vancouver	None Selected				
1996-97	San Jose**	Owen Nolan	3	0	3	Hat trick; led West in goals
		Tony Granato	0	0	0	Named as a starter
1995-96	Boston	Owen Nolan	0	0	0	2nd career appearance
1994-95	NO ALL-STAR GAME					
1993-94	N.Y. Rangers	Sandis Ozolinsh	2	1	3	Led Western Conf. in scoring
1992-93	Montreal*	Kelly Kisio	1	1	2	1st career appearance
1991-92	Philadelphia	Doug Wilson	0	0	0	7th appearance, 6 with Chicago

SEASON	HOST	GOALTENDER	G	A	PTS	NOTES
2007-08	Atlanta	Evgeni Nabokov	20	0	8	First goalie to stop all shots in a period since Nikolai Khabibulin in 2002
2000-01	Colorado	Evgeni Nabokov	20	5	11	Finished 2nd in NHL Skills Competition
1993-94	N.Y. Rangers	Arturs Irbe	20	2	16	Stopped 16 of 18 shots

SEASON	HOST	COACH	G	A	PTS	NOTES
2011-12	Ottawa	Todd McLellan				12-9 L; Sons helped form team's lines
2008-09	Montreal	Todd McLellan				12-11 SO loss; 2nd first-year coach in ASG

* Pat Falloon was selected to play in 1992-93, but was unable to participate due to injury.

** Tony Granato was the Commissioner's Special Selection from the Western Conference and named starter for Joe Sakic (COL, injured).

*** Vincent Damphousse was selected to play in 2000-01, but was unable to participate due to injury.



SHARKS IN THE OLYMPICS

SEASON	HOST	SKATER	GP	G	A	PTS	COUNTRY
2014	Sochi, Russia	Joe Pavelski	6	1	4	5	USA
		Patrick Marleau	6	0	4	4	Canada
		Marc-Edouard Vlasic	6	0	0	0	Canada
2010	Vancouver, B.C.	Dany Heatley	7	4	3	7	Canada
		Dan Boyle	7	1	5	6	Canada
		Patrick Marleau	7	2	3	5	Canada
		Joe Pavelski	7	0	3	3	USA
		Joe Thornton	7	1	1	2	Canada
		Douglas Murray	4	0	0	0	Sweden
2006	Torino, Italy	Joe Thornton	6	1	2	3	Canada
		Christian Ehrhoff	5	1	1	2	Germany
		Marcel Goc	5	1	0	1	Germany
		Ville Nieminen	8	0	1	1	Finland
2002	Salt Lake City	Niklas Sundstrum	4	1	3	4	Sweden
		Teemu Selanne	4	3	0	3	Finland
		Owen Nolan	6	0	3	3	Canada
		Marcus Ragnarsson	4	0	2	2	Sweden
		Marco Sturm	5	0	1	1	Germany
		*Christian Ehrhoff	7	0	0	0	Germany
		Gary Suter	6	0	1	1	USA

SEASON	HOST	GOALTENDER	GP	SV%	GAA	SO	COUNTRY
2014	Sochi, Russia	Antti Niemi	0	0	0	0	Finland
2010	Vancouver, B.C.	Thomas Greiss	3	.815	5.03	0	Germany
		Evgeni Nabokov	3	.853	4.16	0	Russia
2006	Torino, Italy	Evgeni Nabokov	6	.940	1.34	3	Russia
		**Thomas Greiss	1	.875	5.00	0	Germany

* — Christian Ehrhoff was Sharks a prospect playing in Germany at the time of the Olympics

** — Thomas Greiss was a Sharks prospect playing in Germany at the time of the Olympics



Patrick Marleau, Joe Thornton, Dany Heatley, and Dan Boyle won gold for Team Canada in 2010.



NHL AWARD WINNERS

HART MEMORIAL TROPHY

2005-06	Joe Thornton	Led the League with 125 points (29-96=125) in 81 games played. He edged out New York Rangers forward Jaromir Jagr and Calgary goaltender Miikka Kiprusoff.
---------	--------------	--

ART ROSS TROPHY

2005-06	Joe Thornton	Led the League with 125 points (29-96=125) in 81 games played.
---------	--------------	--

MAURICE "ROCKET" RICHARD TROPHY

2005-06	Jonathan Cheechoo	Led NHL and set a career high with 56 goals. He also led the NHL in divisional goals, game-winning goals and home goals.
---------	-------------------	--

CALDER MEMORIAL TROPHY

2000-01	Evgeni Nabokov	Led rookie goaltenders in games played (66), minutes (3,700), wins (32), shots against (1,582) and shutouts (6). Also third in GAA (2.19) and save percentage (.915). Named NHL Player of the Week Jan. 22-28 and NHL Rookie of the Month for November and December 2000. First NHL goaltender to post 20 wins that season. Finished fourth in Vezina Trophy voting.
---------	----------------	--

FIRST TEAM NHL ALL-STAR

2007-08	Evgeni Nabokov	Led NHL in wins (46) and tied for third in GAA (2.14).
2005-06	Joe Thornton	Led the League with 125 points (29-96=125).

SECOND TEAM NHL ALL-STAR

2013-14	Joe Pavelski	Third in NHL in goals (41) and tied for eighth in points (79).
2008-09	Dan Boyle	Sixth amongst NHL defensemen in points (57).
2007-08	Joe Thornton	Led NHL in assists (67) for third straight season.
2007-08	Brian Campbell	Among NHL top-five defensemen in points (62).

BILL MASTERTON MEMORIAL TROPHY

1996-97	Tony Granato	76 GP, 25-15=40 pts., two hat tricks, started in All-Star Game, returned from February 1996 brain surgery.
---------	--------------	--



NHL AWARD FINALISTS

LESTER B. PEARSON AWARD

2005-06	Joe Thornton	Finished second in voting
---------	--------------	---------------------------

LADY BYNG MEMORIAL TROPHY

2013-14	Patrick Marleau	Finished third in voting
2005-06	Patrick Marleau	Finished third in voting

JACK ADAMS AWARD

2008-09	Todd McLellan	Finished third in voting
2003-04	Ron Wilson	Finished second in voting
1993-94	Kevin Constantine	Finished second in voting

CALDER MEMORIAL TROPHY

2010-11	Logan Couture	Finished second in voting
1999-00	Brad Stuart	Finished second in voting

FRANK J. SELKE TROPHY

2003-04	Alyn McCauley	Finished third in voting
1999-00	Mike Ricci	Finished third in voting

BILL MASTERTON MEMORIAL TROPHY

2009-10	Jed Ortmeyer	Finalist
---------	--------------	----------

VEZINA TROPHY

2012-13	Antti Niemi	Finished third in voting
2007-08	Evgeni Nabokov	Finished second in voting

NHL FOUNDATION AWARD

2013-14	Brent Burns	Finalist
---------	-------------	----------

NHL HONORS

NHL ALL-ROOKIE TEAM

2010-11	Logan Couture	Led all rookies in game-winning goals, power-play goals, shots and face-offs, finished second in goals and points and was fifth in plus-minus.
2006-07	Matt Carle	Led all rookie defensemen and finished sixth among all NHL rookies in points (42) and set several franchise rookie highs — including goals and points by a defenseman and power play goals.
	Marc-Edouard Vlasic	He and teammate Matt Carle became the second set of defensive teammates to be named to the NHL All-Rookie Team in the same season joining Detroit's Niklas Lidstrom and Vladimir Konstantinov (1991-92). Youngest defenseman in the League in 2006-07. His 23 assists were tied for seventh among all NHL rookies and also placed him sixth on the Sharks all-time single season list for rookies.
2000-01	Evgeni Nabokov	First among rookie goaltenders in games played (66), minutes (3,700), wins (32), shots against (1,582), shutouts (six), third in GAA (2.19) and save percentage (.915). Named NHL Player of the Week Jan. 22-28, NHL Rookie of the Month for November and December 2000. First NHL goaltender to post 20 wins in 2000-01 season. Overall, 11th in wins, sixth in GAA, T-10th in save pct., seventh in games played and eighth in minutes. Named to NHL's World All-Star Team. Finished fourth in Vezina Trophy voting.
1999-00	Brad Stuart	82 GP, 36 points (10 goals, 26 assists), first in scoring defensemen on team, seventh overall among rookie scorers, first among rookie defensemen.
1994-95	Jeff Friesen	48 GP, 25 points (15 goals, 10 assists), team-high five PPG.



NHL HONORS

NHL PLAYER OF THE MONTH

Jan. 2014	Joe Pavelski	Named Third Star for January, registering 16 points (12-4=16) in 15 games, including a league-leading 12 goals during the month. Notched his first NHL hat trick on 1/18 at TBL, scoring all three goals in 6:12 during the second period.
Oct. 2013	Antti Niemi	Named Third Star for October, posting a 9-1-2 record, 1.72 GAA, .924 SV%, and two shutouts.
Jan. 2013	Patrick Marleau	7 GP, 9-5=14 (Second Star); Became the second player in NHL history – and first since Ottawa's Cy Denneny in 1917-18 – to record four consecutive multi-goal games to begin a season.
Feb. 2011	Antti Niemi	10-2-0, 1.89 GAA, .934 sv. %, 3 SO in starting all 13 games
Nov. 2009	Joe Thornton	14 GP, 4-16=20 (Second Star)
Dec. 2007	Evgeni Nabokov	10-4-1, 1.96 GAA, .925 sv. pct., 2 SO (NHL Third Star of the Month)
Mar 2007	Joe Thornton	Named NHL's Second Star of the Month leading all players in points (24, five goals and 19 assists) in 14 games.
Feb. 2004	Evgeni Nabokov	8-2-0, 1.75 GAA, .934 save pct., 3 shutouts (named DEFENSIVE PLAYER OF THE MONTH)
Feb. 2002	Evgeni Nabokov	6-0-0, 1.17 GAA, .952 save pct., 2 shutouts — first Shark to win the honor.

NHL ROOKIE OF THE MONTH

Oct. 2013	Tomas Hertl	13 GP, 8-3=11 pts (four goal game on 10/8 vs. Rangers)
Dec. 2010	Logan Couture	15 GP, 10-4=14 pts., +7
Jan. 2007	Ryane Clowe	11 GP, 9-7=16 pts.
Dec. 2000	Evgeni Nabokov	7-2-2, 2.11 GAA, .924 save pct., 2 shutouts
Nov. 2000	Evgeni Nabokov	8-2-1, 1.96 GAA, .925 save pct., 1 shutout
Nov. 1997	Marco Sturm	15 GP, 3-7=10 pts.
Dec. 1992	Rob Gaudreau	14 GP, 14-5=19 pts. (also recorded first two Sharks hat tricks on Dec. 3 and 12)

NHL PLAYER OF THE WEEK

Mar. 10-16, 2014	Antti Niemi	3 GP, 3-0-0, 1.67 GAA, .950 SV%, 1 SO (Third Star)
Oct. 14-20, 2013	Patrick Marleau	3 GP, 3-3=6 (Third Star)
Oct. 7-13, 2013	Tomas Hertl	3 GP, 5-0=5 (First Star)
April 14-21, 2013	Logan Couture	4 GP, 3-3=6 (Third Star)
March 25-31, 2013	Antti Niemi	4 GP, 4-0-0, 1.22 GAA, .952 sv%, 2 SO (Second Star)
Jan. 20-27, 2013	Patrick Marleau	5 GP, 9-4=13 (First Star)
Nov. 14-20, 2011	Marc-Edouard Vlasic	3 GP, 1-6=7, +7 (Second Star)
March 14-20, 2011	Joe Pavelski	4 GP, 3-8=11 (First Star)
Feb. 14-20, 2011	Antti Niemi	3 GP, 3-0-0, 0.98 GAA, .963 sv% (First Star)
Dec. 6-12, 2010	Ryane Clowe	4 GP, 3-5=8 (First Star)
Oct. 25-31, 2010	Joe Thornton	2 GP, 3-5=8, hat trick (Second Star)
Nov. 16-22, 2009	Joe Thornton	3 GP, 2-6=8 (First Star)
Nov. 2-8, 2009	Evgeni Nabokov	3 GP, 2-0-1, .95 GAA, .967 sv.% (Second Star)
Oct. 26-		
Nov. 1, 2009	Evgeni Nabokov	3 GP, 3-0-0, .97 GAA, .963 sv. % (Third Star)
Oct. 19-25, 2009	Patrick Marleau	4 GP, 3-6=9 (Third Star)
Oct. 5-11, 2009	Dany Heatley	3 GP, 5-3=8 (First Star)
March 24-30, 2008	Joe Thornton	4 GP, 7-1=8 (First Star)
March 3-9, 2008	Joe Thornton	4 GP, 2-5=7 (Third Star)
Dec. 24-30, 2007	Evgeni Nabokov	3-0-0, 1.34 GAA, .949 sv. pct., 1 SO (Third Star)
Nov. 12-18, 2007	Evgeni Nabokov	3-0-1, .96 GAA, .959 sv. pct., 2 SO (Second Star)
March 19-25, 2007	Jonathan Cheechoo	3 GP, 6-2=8 (Second Star)
March 12-18, 2007	Joe Thornton	4 GP, 4-6=10 (First Star)



NHL HONORS

NHL PLAYER OF THE WEEK continued

March 5-11, 2007	Evgeni Nabokov	2-0-1, .66 GAA, .976 sv. pct. (Third Star)
Jan. 1-7, 2007	Joe Thornton	2 GP, 0-7=7 (Third Star)
April 10-16, 2006	Joe Thornton	4 GP, 1-11=12, plus-7 plus/minus rating for the week
	Jonathan Cheechoo	4 GP, 7-4=11, plus-5 plus/minus rating for the week
April 3-9, 2006	Vesa Toskala	4-0-0, .98 GAA, .950 save pct., 1 SO (named DEFENSIVE PLAYER OF THE WEEK)
March 20-26, 2006	Vesa Toskala	3-0-0, 1.66 GAA, .946 save pct, 1 SO (named DEFENSIVE PLAYER OF THE WEEK)
Feb. 6-12, 2006	Patrick Marleau	4 GP, 4-6=10, plus-1 plus/minus rating for week
Dec. 5-11, 2005	Joe Thornton	3 GP, 2-6=8, plus-2 plus/minus rating for week
Nov. 28-Dec. 4, 2005		Patrick Marleau 3 GP, 1-5=6, plus-3 plus/minus rating for week
March 22-28, 2004	Evgeni Nabokov	3-0-0, 1.64 GAA, .944 save pct., 2 SO (named DEFENSIVE PLAYER OF THE WEEK)
Feb. 4-10, 2002	Evgeni Nabokov	3-0-0, 0.67 GAA, .968 save pct., 2 SO
Jan. 22-28, 2001	Evgeni Nabokov	2-0-1, 1.30 GAA, .947 save pct.
Dec. 6-12, 2000	Owen Nolan	3 GP, 4-2=6, plus-5
Oct. 11-17, 1999	Steve Shields	3-0-0, 0.83 GAA, .979 sv pct., 1 SO, set Sharks consecutive scoreless streak at 141:46
March 8-14, 1999	Steve Shields	3-0-0, 1.33 GAA, .948 save pct., 1 SO
Feb. 8-14, 1999	Mike Vernon	3-0-0, 1.00 GAA, .961 save pct.
Dec. 15-21, 1997	Mike Vernon	2-0-1, 0.97 GAA, .958 save pct., 1 SO
Nov. 22-28, 1993	Arturs Irbe	
	(co-Player of the Week)	3-0-0 2.33 GAA, 2nd career shutout
Feb. 28-March 6, 1994	Sergei Makarov	3 GP, 4-3=7, plus-6 plus/minus rating for week

BILL MASTERTON MEMORIAL TROPHY NOMINEES

The Bay Area chapter of the Professional Hockey Writers Association votes for the San Jose Sharks nominee for the Bill Masterton Memorial Trophy. Each NHL team selects a nominee for the award, which is presented to the player who best exemplifies the qualities of perseverance, sportsmanship and dedication to hockey.

2013-14	Alex Stalock	1998-99	Bryan Marchment
2012-13	James Sheppard	1997-98	Kelly Hrudey
2011-12	Tommy Wingels	1996-97	Tony Granato*
2010-11	Joe Pavelski	1995-96	Jeff Odgers
2009-10	Jed Ortmeyer**	1994-95	Igor Larionov
2008-09	Claude Lemieux	1993-94	Sergei Makarov
2007-08	Jeremy Roenick	1992-93	Kelly Kisio
2006-07	Curtis Brown	1991-92	Doug Wilson
2005-06	Scott Thornton		* — won trophy
2003-04	Vincent Damphousse		** — finalist
2002-03	Teemu Selanne		
2001-02	Vincent Damphousse		
2000-01	Gary Suter		
1999-00	Gary Suter		



NHL AWARD FINALISTS/HONORS

KING CLANCY MEMORIAL TROPHY NOMINEES

The King Clancy Memorial Trophy is presented to “the player who best exemplifies leadership qualities on-and-off the ice and has made a noteworthy contribution in his community.” Team members nominate a player to represent each NHL club in League-wide voting.

2013-14	Brent Burns	2000-01	Tony Granato
2012-13	Tommy Wingels	1999-00	Tony Granato
2011-12	Joe Pavelski	1998-99	Ron Sutter
2010-11	Joe Pavelski	1997-98	Jeff Friesen
2009-10	Manny Malhotra	1996-97	Tony Granato
2008-09	Patrick Marleau	1995-96	Jeff Odgers
2007-08	Curtis Brown	1994-95	Jeff Odgers
2006-07	Patrick Marleau	1993-94	Arturs Irbe
2005-06	Scott Thornton	1992-93	Doug Wilson
2003-04	Mike Ricci	1991-92	Doug Wilson
2002-03	Adam Graves		
2001-02	Adam Graves		

TEAM HONORS

BROCADE “SHARKS PLAYER OF THE YEAR” AWARD

This annual award was established in the franchise's inaugural season and is voted upon by Bay Area media to recognize the Sharks player making the greatest overall contribution to the success of the San Jose Sharks.

2013-14	Joe Pavelski
2012-13	Antti Niemi
2011-12	Logan Couture
2010-11	Antti Niemi
2009-10	Patrick Marleau
2008-09	Patrick Marleau
2007-08	Evgeni Nabokov
2006-07	Joe Thornton
2005-06	Joe Thornton
2003-04	Patrick Marleau
2002-03	Teemu Selanne
2001-02	Mike Ricci
2000-01	Evgeni Nabokov
1999-00	Owen Nolan
1998-99	Mike Vernon/ Steve Shields
1997-98	Mike Vernon
1996-97	Jeff Friesen
1995-96	Jamie Baker
1994-95	Ulf Dahlen
1993-94	Arturs Irbe
1992-93	Kelly Kisio
1991-92	Jeff Hackett



Joe Pavelski



TEAM HONORS



Marco Sturm

BROCADE "SHARKS PLAYER OF THE MONTH" AWARD

This monthly award was established in the 1997-98 season and is voted upon by Bay Area media to recognize the Sharks player making the greatest overall contribution to the success of the San Jose Sharks.

1997-98

October 1997	Bill Houlder
November 1997	Marco Sturm
December 1997	Mike Vernon
January 1998	Mike Rathje
February 1998	None — Olympics
March 1998	Jeff Friesen

1998-99

October 1998	Marco Sturm
November 1998	Jeff Friesen
December 1998	Mike Ricci
January 1999	Owen Nolan
February 1999	Mike Vernon
March 1999	Steve Shields

1999-00

October 1999	Owen Nolan/ Steve Shields
November 1999	Vincent Damphousse
December 1999	Owen Nolan
January 2000	Mike Ricci
February 2000	Brad Stuart
March 2000	Vincent Damphousse

2000-01

October 2000	Evgeni Nabokov
November 2000	Vincent Damphousse
December 2000	Evgeni Nabokov
January 2001	Owen Nolan
February 2001	Niklas Sundstrom
March 2001	Mike Ricci

2001-02

October 2001	Vincent Damphousse
November 2001	Evgeni Nabokov
December 2001	Mike Ricci
January 2002	Brad Stuart
February 2002	Evgeni Nabokov
March 2002	Scott Thornton

2002-03

October 2002	Vincent Damphousse
November 2002	Patrick Marleau
December 2002	Teemu Selanne
January 2003	Owen Nolan
February 2003	Scott Hannan

2003-04

October 2003	Scott Hannan
November 2003	Vesa Toskala
December 2003	Patrick Marleau, Evgeni Nabokov
January 2004	Mike Rathje
February 2004	Marco Sturm
March 2004	Jonathan Cheechoo

2005-06

October 2005	Kyle McLaren
November 2005	Patrick Marleau
December 2005	Joe Thornton
January 2006	Jonathan Cheechoo
February 2006	Vesa Toskala
March 2006	Vesa Toskala
April 2006	Joe Thornton



TEAM HONORS

BROCADE "SHARKS PLAYER OF THE MONTH" AWARD continued

2006-07

October 2006	Milan Michalek
November 2006	Evgeni Nabokov
	Vesa Toskala
December 2006	Joe Thornton
January 2007	Patrick Marleau
February 2007	Joe Thornton
March 2007	Evgeni Nabokov

2007-08

October 2007	Evgeni Nabokov
November 2007	Joe Thornton
December 2007	Evgeni Nabokov
January 2008	Craig Rivet
February 2008	Jonathan Cheechoo
March 2008	Entire Sharks Team

2008-09

October 2008	Patrick Marleau
November 2008	Rob Blake
December 2008	Joe Thornton
January 2009	Milan Michalek
February 2009	Joe Pavelski
March 2009	Evgeni Nabokov

2009-10

October 2009	Patrick Marleau
November 2009	Joe Thornton
December 2009	Douglas Murray
January 2010	Evgeni Nabokov
February 2010	Dany Heatley
March 2010	Ryane Clowe

2010-11

October 2010	Antero Niittymaki
November 2010	Ryane Clowe
December 2010	Logan Couture
January 2011	Antti Niemi
February 2011	Antti Niemi
March 2011	Patrick Marleau

2011-12

October 2011	Joe Pavelski
	Marc-Edouard Vlasic
November 2011	Patrick Marleau
December 2011	Logan Couture
January 2012	Dan Boyle
February 2012	Joe Thornton
March 2012	Joe Thornton

2012-13

January/February 2013	Antti Niemi
March 2013	Brent Burns
April 2013	Logan Couture

2013-14

October 2014	Marc-Edouard Vlasic
November 2014	Joe Thornton
December 2014	Joe Pavelski
January 2014	Joe Pavelski
February/March 2014	James Sheppard

GORDIE HOWE HAT TRICKS

Named after the Hockey Hall of Famer, a player must score a goal, record an assist and pick up a fighting major in the same game. Entering this season, there have been 12 "Gordie Howe Hat Tricks" in Sharks history.

DATE	GAME	SCORE	PLAYER	G	A	FM
Mar. 11, 2014	vs. Toronto	6-2 W	Tommy Wingels	1	1	1
April 5, 2012	@ Los Angeles	6-5 WSO	Ryane Clowe	1	1	2
April 5, 2012	@ Los Angeles	6-5 WSO	Joe Thornton	1	1	1
April 4, 2011	vs. Los Angeles	6-1 W	Dan Boyle	1	1	1
March 26, 2011	@ Phoenix	4-1 W	Ryane Clowe	1	2	1
Nov. 4, 2008	vs. Minnesota	3-1 W	Ryane Clowe	1	1	1
Jan. 6, 2007	vs. Columbus	5-2 W	Christian Ehrhoff	1	1	1
Nov. 25, 2002	@ St. Louis	4-1 W	Brad Stuart	1	1	2
Jan. 5, 2002	vs. Florida	6-0 W	Matt Bradley	1	1	1
Dec. 10, 1999	vs. Atlanta	4-1 W	Patrick Marleau	1	1	1
Jan. 7, 1999	@ Nashville	4-3 W	Ronnie Stern	1	1	1
March 10, 1996	vs. Buffalo	6-4 W	Owen Nolan	1	1	1
Jan. 13, 1996	@ Pittsburgh	10-8 W	Jim Kyte	1	1	1
Dec. 2, 1995	vs. Washington	5-3 W	Owen Nolan	1	2	1
Jan. 25, 1992	vs. Edmonton	5-2 W	Link Gaetz	1	1	1





Tomas Hertl

TEAM HONORS

PLAYSTATION "SHARKS ROOKIE OF THE YEAR" AWARD

This annual award was introduced in 1994-95 and is voted upon by Bay Area media to recognize the Sharks player adjudged to be the best in his first season of NHL competition. Sony Computer Entertainment presented a check for \$2,500 to the Sharks Foundation as recognition of the winner's accomplishment.

2013-14	Tomas Hertl, Matt Nieto	2002-03	Jim Fahey
2012-13	Matt Irwin	2001-02	Matt Bradley
2011-12	Andrew Desjardins	2000-01	Evgeni Nabokov
2010-11	Logan Couture	1999-00	Brad Stuart
2009-10	Jason Demers	1998-99	Alexander Korolyuk
2008-09	Tomas Plihal	1997-98	Patrick Marleau, Marco Sturm,
2007-08	Torrey Mitchell		Andrei Zyuzin
2006-07	Marc-Edouard Vlasic	1996-97	Stephen Guolla
2005-06	Milan Michalek	1995-96	Marcus Ragnarsson
2003-04	Tom Preissing	1994-95	Jeff Friesen

PLAYSTATION "THREE STARS OF THE GAME" AWARD

Introduced in 2003-04, this award recognizes the Sharks players who received the most credit for being selected as one of the three stars of the game. Each No. 1 star selection earned five points, No. 2 stars received three points and No. 3 stars got one point. The three stars are listed on the official NHL game sheet distributed by the game's official scorekeepers. The three stars are chosen by members of the media based on the player's performance each game. Sony Computer Entertainment presented a check for \$2,500 to the Sharks Foundation as recognition of the winner's accomplishment.

2013-14	Joe Thornton	2008-09	Patrick Marleau
2012-13	Antti Niemi	2007-08	Joe Thornton
2011-12	Joe Pavelski	2006-07	Joe Thornton
2010-11	Antti Niemi	2005-06	Jonathan Cheechoo
2009-10	Evgeni Nabokov	2003-04	Patrick Marleau

RAM SHARKS "FAN FAVORITE" AWARD

In 2010-11, the Sharks announced the inception of the "Fan Favorite" Award, which was determined by fan voting at sjsharks.com.

2013-14	Joe Pavelski
2012-13	Patrick Marleau
2011-12	Patrick Marleau
2010-11	Patrick Marleau



OPPONENT LEADERS VS. SAN JOSE

GAMES PLAYED

PLAYER	GP
Shane Doan	97
Teemu Selanne	92
Todd Marchant	82
Mike Modano	81
Darryl Sydor	78
Nicklas Lidstrom	74
Derek Morris	72
Ryan Smyth	71
Rob Blake	69
Sergei Zubov	68
Keith Tkachuk	67
Doug Weight	66
Mattias Norstrom	66
Sean O'Donnell	66
Jarome Iginla	65
Jere Lehtinen	65
Stephane Robidas	64
Luc Robitaille	62
Brenden Morrow	62
Ian Laperriere	61
Cliff Ronning	61
Keith Carney	61
Kelly Buchberger	60
Teppo Numminen	60
Ed Jovanovski	60
Chris Pronger	60
Craig Conroy	60

GOALS

PLAYER	GP	G
Teemu Selanne	92	51
Brendan Shanahan	53	34
Keith Tkachuk	67	33
Theo Fleury	54	30
Joe Nieuwendyk	53	29
Joe Sakic	52	28
Jarome Iginla	65	27
Jason Arnott	59	26
Luc Robitaille	62	26
Scott Young	49	26
Pavel Bure	39	24
Mike Modano	81	24
Paul Kariya	59	24
Cliff Ronning	61	23
Sergei Fedorov	55	23
Shane Doan	97	22
Brett Hull	51	22
Ryan Smyth	71	22
Pierre Turgeon	42	21
Corey Perry	52	21
Tomas Sandstrom	32	20
Jeremy Roenick	55	19
Jere Lehtinen	65	18
Bill Guerin	42	18
Martin Gelas	53	18



Teemu Selanne

ASSISTS

PLAYER	GP	A
Nicklas Lidstrom	74	52
Mike Modano	81	49
Teemu Selanne	92	48
Joe Sakic	52	47
Al MacInnis	53	43
Doug Weight	66	42
Wayne Gretzky	32	39
Shane Doan	97	38
Paul Kariya	59	37
Cliff Ronning	61	37
Ryan Getzlaf	53	35
Brendan Shanahan	53	33
Keith Tkachuk	67	32
Mario Lemieux	14	32
Sergei Fedorov	55	31
Adam Oates	27	31
Theo Fleury	54	31
Scott Niedermayer	52	31
Luc Robitaille	62	31
Chris Pronger	60	30
Brett Hull	51	30
Sergei Zubov	68	30
Phil Housley	45	29
Teppo Numminen	60	29
Paul Coffey	25	29



OPPONENT LEADERS VS. SAN JOSE

POINTS

PLAYER	GP	A	A	PTS
Teemu Selanne	92	51	48	99
Joe Sakic	52	28	47	75
Mike Modano	81	24	49	73
Brendan Shanahan	53	34	33	67
Keith Tkachuk	67	33	32	65
Nicklas Lidstrom	74	11	52	63
Theo Fleury	54	30	31	61
Paul Kariya	59	24	37	61
Shane Doan	97	22	38	60
Cliff Ronning	61	23	37	60
Luc Robitaille	62	26	31	57
Al MacInnis	53	12	43	55
Sergei Fedorov	55	23	31	54
Doug Weight	66	11	42	53
Jason Arnott	59	26	26	52
Brett Hull	51	22	30	52
Wayne Gretzky	32	12	39	51
Jarome Iginla	65	27	24	51
Mario Lemieux	14	17	32	49
Pierre Turgeon	42	21	25	46
Joe Nieuwendyk	53	29	16	45
Ryan Getzlaf	53	9	35	44
Jeremy Roenick	55	19	25	44
Scott Young	49	26	18	44
Steve Yzerman	45	15	28	43

PIM

PLAYER	GP	PIM
Steve Ott	47	147
Donald Brashear	36	138
Warren Rychel	27	127
Rob Blake	69	126
Keith Tkachuk	67	123
Tie Domi	30	121
Matt Johnson	25	118
Bob Probert	33	16
Gino Odjick	32	114
Darren McCarty	41	110
Ian Laperriere	61	102
Luke Richardson	56	101
Dave Manson	42	101

George Parros	37	101
Dana Murzyn	32	99
Brendan Shanahan	53	99
Doug Weight	66	95
Theo Fleury	54	95
Louie DeBrusk	28	94
Ken Baumgartner	19	93
Jamal Mayers	38	93
Derian Hatcher	48	92
Cale Hulse	36	91
Sean O'Donnell	66	90
Todd Ewen	18	87
Krys Barch	24	87

WINS

PLAYER	GP	W	L
Curtis Joseph	47	34	11
Patrick Roy	36	25	6
Marty Turco	46	24	16
Mike Vernon	26	19	3
Nikolai Khabibulin	35	17	12
Chris Osgood	28	17	9
Kirk McLean	24	17	5
Felix Potvin	33	17	11
Guy Hebert	34	17	13
Mikka Kiprusoff	33	16	14
Tomas Vokoun	26	16	9
Jean-Sebastien Giguere	37	15	17
Ed Belfour	37	14	17
Bill Ranford	29	14	9
Grant Fuhr	23	13	7
Dwayne Roloson	31	12	12
Roberto Luongo	28	11	12
Jonathan Quick	21	11	4
Martin Brodeur	20	10	8
Ilya Bryzgalov	28	10	11
Kelly Hrudey	21	10	7
Roman Turek	20	9	7
Bob Essensa	18	9	4
Jocelyn Thibault	22	9	11
Dominik Hasek	17	9	5
Trevor Kidd	15	9	5
Manny Legace	19	9	8



OPPONENT GOALTENDING LEADERS VS. SAN JOSE

LOSSES

PLAYER	GP	W	L
Ed Belfour	37	14	17
Jean-Sebastien Giguere	37	15	17
Sean Burke	26	8	16
Marty Turco	46	24	16
Mikka Kiprusoff	33	16	14
Guy Hebert	34	17	13
Niklas Backstrom	22	6	13
Nikolai Khabibulin	35	17	12
Dwayne Roloson	31	12	12
Roberto Luongo	28	11	12
Felix Potvin	33	17	11
Jocelyn Thibault	22	9	11
Ilya Bryzgalov	28	10	11
Curtis Joseph	47	34	11
Ron Tugnutt	21	6	10
Jonas Hiller	21	8	10
Chris Osgood	28	17	9
Marc Denis	14	4	9
Bill Ranford	29	14	9
Jason LaBarbera	15	3	9
Tomas Vokoun	26	16	9
Martin Brodeur	20	10	8
Olaf Kolzig	10	1	8
Patrick Lalime	12	4	8
Manny Legace	19	9	8

MINUTES

PLAYER	GP	MIN
Curtis Joseph	47	2785
Marty Turco	46	2665
Ed Belfour	37	2168
Patrick Roy	36	2118
Jean-Sebastien Giguere	37	2110
Nikolai Khabibulin	35	2063
Felix Potvin	33	1931
Guy Hebert	34	1922
Miikka Kiprusoff	33	1913
Dwayne Roloson	31	1755
Roberto Luongo	28	1658
Bill Ranford	29	1647
Chris Osgood	28	1575
Ilya Bryzgalov	28	1556
Tomas Vokoun	26	1528
Mike Vernon	26	1469
Sean Burke	26	1458
Kirk McLean	24	1401
Tommy Salo	21	1297
Niklas Backstrom	22	1291
Jocelyn Thibault	22	1287
Kelly Hradey	21	1273
Jonathan Quick	21	1228
Jonas Hiller	21	1215
Grant Fuhr	23	1202

GOALS-AGAINST AVERAGE

PLAYER	GP	MIN	GA	GAA
Kevin Weekes	5	263	6	1.37
Chris Terreri	9	459	12	1.57
Patrick Roy	36	2118	56	1.59
Jamie Storr	12	702	21	1.79
John Vanbiesbrouck	14	858	26	1.82
Mike Vernon	26	1469	45	1.84
Manny Fernandez	15	841	27	1.93
Jeff Hackett	11	647	21	1.95
Pekka Rinne	15	869	29	2.00
Ty Conklin	11	622	21	2.03
Jon Casey	6	342	12	2.11
Fred Brathwaite	11	541	19	2.11
Mike Smith	15	904	32	2.12
Ken Wregget	5	309	11	2.14
Brent Johnson	11	643	23	2.15
Tim Thomas	8	445	16	2.16
Ryan Miller	9	553	20	2.17
Mike Dunham	9	548	20	2.19
Curtis Joseph	47	2785	102	2.20
Fredrik Norrena	6	271	10	2.21
Kirk McLean	24	1401	52	2.23
Tommy Salo	21	1297	49	2.27
Corey Crawford	9	551	21	2.29
Daren Puppa	8	419	16	2.29
Jonas Hiller	21	1215	47	2.32

SAVE PCT

MINIMUM 5 GAMES PLAYED

	GP	SOG	GA	SV%
Mike Smith	15	566	32	.944
Chris Terreri	9	204	12	.941
Pekka Rinne	15	491	29	.941
Kevin Weekes	5	98	6	.939
Patrick Roy	36	883	56	.937
Jamie Storr	12	322	21	.935
Ryan Miller	9	296	20	.932
Marc-Andre Fleury	6	205	14	.932
John Vanbiesbrouck	14	376	26	.931
Ty Conklin	11	297	21	.930
Manny Fernandez	15	379	27	.929
Jonas Hiller	21	653	47	.928
Fred Brathwaite	11	261	19	.927
Jean-Sebastien Aubin	6	164	12	.927
Tim Thomas	8	218	16	.927
Mike Vernon	26	612	45	.927
Sergei Bobrovsky	5	172	13	.924
Ilya Bryzgalov	28	806	61	.924
Corey Crawford	9	276	21	.924
David Aebischer	7	193	15	.922
Curtis Joseph	47	1306	102	.922
Martin Gerber	8	216	17	.921
Ron Hextall	9	266	21	.921
Jose Theodore	13	397	32	.919
Henrik Lundqvist	6	160	13	.919



2012-13 SEASON REVIEW

SEASON HIGHLIGHTS

- Two regulation losses on home ice was an NHL-best. The .812 home points percentage was the second-best in franchise history, second to only the 2008-09 Presidents' Trophy team that had an .829 points percentage.
- Todd McLellan** became the Sharks all-time winningest coach with a victory on March 14 vs. Los Angeles. He also became the second-fastest coach to 200 career wins in NHL history in his 333rd career game on Jan. 27 vs. Vancouver.
- Joe Thornton** posted his 1,100th career point with an assist on March 2 vs. Nashville and played his 1,100th career game on March 9 vs. St. Louis.
- Patrick Marleau** scored his 400th career NHL goal on March 10 at Colorado, becoming just the 30th player in history to score his first 400 goals with one team.

MAJOR TRANSACTIONS

- Acquired LW **Raffi Torres** from Phoenix in exchange for a third round selection (FLA via NYR) in the 2013 NHL Draft on April 3.
- Acquired D **Scott Hannan** from Nashville in exchange for a conditional selection in the 2013 NHL Draft on April 3.
- Acquired a second and third round selection (originally Florida's) in the 2013 NHL Draft and a second round selection in the 2014 NHL Draft from the New York Rangers in exchange for LW **Ryane Clowe** on April 2.
- Acquired a fourth round selection in the 2013 NHL Draft (San Jose's original pick) from Chicago in exchange for C **Michal Handzus** on April 1.
- Acquired second round selections in the 2013 and 2014 NHL Drafts from Pittsburgh in exchange for D **Douglas Murray** on March 25.

PACIFIC DIVISION

	GP	W	L	OTL	GF	GA	PTS
ANAHEIM (2)	48	30	12	6	140	118	66
LOS ANGELES (5)	48	27	16	5	133	118	59
SAN JOSE (6)	48	25	16	7	124	116	57
PHOENIX (10)	48	21	18	9	125	131	51
DALLAS (11)	48	22	22	4	130	142	48

FINAL STATISTICS

P	NO	PLAYER	GP	G	A	PTS	PIM
C	19	JOE THORNTON	48	7	33	40	26
C	39	LOGAN COUTURE	48	21	16	37	4
L	12	PATRICK MARLEAU	48	17	14	31	24
C	8	JOE PAVELSKI	48	16	15	31	10
D	88	BRENT BURNS	30	9	11	20	20
D	22	DAN BOYLE	46	7	13	20	27
L	9	MARTIN HAVLAT	40	8	10	18	30
L	13	RAFFI TORRES	(TOTAL) 39	7	11	18	17
		PHX	28	5	7	12	13
		SJ	11	2	4	6	4
C	23	SCOTT GOMEZ	39	2	13	15	22
L	21	T.J. GALLIARDI	36	5	9	14	14
C	57	TOMMY WINGELS	42	5	8	13	26
D	52	*MATT IRWIN	38	6	6	12	10
L	29	RYANE CLOWE	28	0	11	11	79
D	44	MARC-EDOUARD VLASIC	48	3	4	7	29
D	61	JUSTIN BRAUN	41	0	7	7	6
D	7	BRAD STUART	48	0	6	6	25
C	15	JAMES SHEPPARD	32	1	3	4	12
C	10	ANDREW DESJARDINS	42	2	1	3	61
D	5	JASON DEMERS	22	1	2	3	10
R	37	ADAM BURISH	46	1	2	3	25
D	3	DOUGLAS MURRAY	29	0	3	3	26
C	46	TIM KENNEDY	13	2	0	2	2
C	26	MICHAEL HANDZUS	28	1	1	2	12
D	80	*MATT TENNYSON	4	0	2	2	2
D	27	SCOTT HANNAN	(TOTAL) 33	0	1	1	22
		NSH	29	0	1	1	20
		SJ	4	0	0	0	2
G	31	ANTTI NIEMI	43	0	1	1	2
C	38	BRACKEN KEARNS	1	0	0	0	0
D	54	*NICK PETRECKI	1	0	0	0	0
L	38	FRAZER MCLAREN	1	0	0	0	0
R	42	*MATT PELECH	2	0	0	0	7
G	32	*ALEX STALOCK	2	0	0	0	0
G	1	THOMAS GREISS	6	0	0	0	0

*ROOKIE

GOALTENDERS

NO.	GOALTENDER	GP	MINS	AVG	W	L	T	EN	SO	GA	SA	SV%	G	A	PIM
31	ANTTI NIEMI	43	2581	2.16	24	12	6	3	4	93	1220	.924	0	1	2
1	THOMAS GREISS	6	308	2.53	1	4	0	1	1	13	153	.915	0	0	0
32	ALEX STALOCK	2	42	2.86	0	0	1	0	0	2	13	.846	0	0	0
	TOTALS	48	2948	2.28	25	16	7	4	5	112	1390	.919	0	1	2

* — ROOKIE

GAME-BY-GAME RESULTS

GA	DATE	OPPONENT	RESULT	RECORD
1	1/20	@ Calgary	4-1, W	1-0-0
2	1/22	@ Edmonton	6-3, W	2-0-0
3	1/24	Phoenix	5-3, W	3-0-0
4	1/26	Colorado	4-0, W	4-0-0
5	1/27	Vancouver	4-1, W	5-0-0
6	1/29	Anaheim	3-2, W**	6-0-0
7	1/31	Edmonton	3-2, W**	7-0-0
8	2/2	Nashville	1-2, L**	7-0-1
9	2/4	@ Anaheim	1-2, L	7-1-1
10	2/5	Chicago	3-5, L	7-2-1
11	2/9	Phoenix	0-1, L**	7-2-2
12	2/11	@ Columbus	2-6, L	7-3-2
13	2/12	@ Nashville	0-1, L*	7-3-3
14	2/15	@ Chicago	1-4, L	7-4-3
15	2/19	@ St. Louis	2-1, W	8-4-3
16	2/22	@ Chicago	1-2, L	8-5-3
17	2/23	@ Dallas	1-3, L	8-6-3
18	2/26	Colorado	3-2, W**	9-6-3
19	2/28	Detroit	1-2, L**	9-6-4
20	3/2	Nashville	2-1, W	10-6-4
21	3/5	@ Vancouver	3-2, W**	11-6-4
22	3/6	@ Calgary	1-4, L	11-7-4
23	3/9	St. Louis	3-4, L*	11-7-5
24	3/10	@ Colorado	2-3, L*	11-7-6
25	3/12	@ St. Louis	2-4, L	11-8-6
26	3/14	Los Angeles	4-3, W	12-8-6
27	3/16	@ Los Angeles	2-5, L	12-9-6
28	3/18	@ Anaheim	3-5, L	12-10-6
29	3/20	@ Edmonton	4-3, W**	13-10-6
30	3/23	@ Minnesota	0-2, L	13-11-6
31	3/25	@ Anaheim	5-3, W	14-11-6
32	3/27	Anaheim	4-0, W	15-11-6
33	3/28	Detroit	2-0, W	16-11-6
34	3/30	Phoenix	3-2, W**	17-11-6
35	4/1	Vancouver	3-2, W	18-11-6
36	4/3	Minnesota	4-2, W	19-11-6
37	4/5	Calgary	2-1, W	20-11-6
38	4/7	Dallas	4-5, L**	20-11-7
39	4/9	@ Columbus	0-4, L	20-12-7
40	4/11	@ Detroit	3-2, W**	21-12-7
41	4/13	@ Dallas	1-2, L	21-13-7
42	4/15	@ Phoenix	4-0, W	22-13-7
43	4/16	Los Angeles	3-2, W**	23-13-7
44	4/18	Minnesota	6-1, W	24-13-7
45	4/21	Columbus	3-4, L	24-14-7
46	4/23	Dallas	3-2, W	25-14-7
47	4/24	@ Phoenix	1-2, L	25-15-7
48	4/27	@ Los Angeles	2-3, L	25-16-7

* — OVERTIME ** — SHOOTOUT

2011-12 SEASON REVIEW

SEASON HIGHLIGHTS

- **Todd McLellan** moved into second place on the franchise's head coach all-time wins list on April 3 at Dallas, eclipsing Darryl Sutter with his 193rd win. Made his second All-Star Game appearance, joining New York Rangers head coach John Tortorella on the bench for Team Alfredsson.
- **Logan Couture** tied for the team lead with 31 goals and appeared in the 2012 All-Star Game, his first career selection. He was voted the Brocade "Sharks Player of the Year."
- **Joe Thornton**, who led the team in points and assists, became the 266th player in NHL history to play in 1,000 games on Oct. 21 at New Jersey. He became the 50th player in NHL history to record 700 career assists with his two helpers at Nashville on Oct. 25.
- **Dan Boyle's** goal on March 20 at Los Angeles made him the highest goal-scoring defenseman in team history. He recorded his 500th career point vs. Colorado on March 26, becoming the fourth undrafted defenseman in League history to record 500 points (Borje Salming-787, Steve Duchesne-752 and Brian Rafalski-515).

MAJOR TRANSACTIONS

- Acquired forwards **TJ Galiardi** and **Daniel Winnik** and a seventh round selection in the 2013 NHL Entry Draft (previously acquired from Anaheim) from Colorado in exchange for forwards Jamie McGinn, Mike Connolly, and Michael Sgarbossa on Feb. 27.
- Acquired **F Dominic Moore** and a seventh round selection in the 2012 NHL Entry Draft from Tampa Bay in exchange for a second round selection, previously acquired from Minnesota, in the 2012 NHL Entry Draft on Feb. 16.

PACIFIC DIVISION

	GP	W	L	OTL	GF	GA	PTS
PHOENIX (3)	82	42	27	13	216	204	97
SAN JOSE (7)	82	43	29	10	229	210	96
LOS ANGELES (8)	82	40	27	15	194	179	95
DALLAS (10)	82	42	35	5	211	222	89
ANAHEIM (13)	82	34	36	12	204	231	80

FINAL STATISTICS

P	NO	PLAYER	GP	G	A	PTS	PIM
C	19	JOE THORNTON	82	18	59	77	31
C	39	LOGAN COUTURE	80	31	34	65	16
C	12	PATRICK MARLEAU	82	30	34	64	26
C	8	JOE PAVELSKI	82	31	30	61	31
D	22	DAN BOYLE	81	9	39	48	57
L	29	RYANE CLOWE	76	17	28	45	97
D	88	BRENT BURNS	81	11	26	37	34
R	9	MARTIN HAVLAT	39	7	20	27	22
C	18	DOMINIC MOORE	(T.B.) 56	4	15	19	48
		(S.J.) 23	0	6	6	6	6
		TOTAL	79	4	21	25	54
L	64	JAMIE MCGINN	61	12	12	24	26
C	26	MICHAEL HANDZUS	67	7	17	24	18
C	34	DANIEL WINNIK	(COL.) 63	5	13	18	42
		(S.J.) 21	3	2	5	10	4
		TOTAL	84	8	15	23	52
D	44	MARC-EDOUARD VLASIC	82	4	19	23	40
C	17	TORREY MITCHELL	76	9	10	19	29
C	69	*ANDREW DESJARDINS	76	4	13	17	47
L	37	TJ GALIARDI	(COL.) 55	8	6	14	47
		(S.J.) 14	1	0	1	6	6
		TOTAL	69	9	6	15	53
D	60	JASON DEMERS	57	4	9	13	22
D	61	JUSTIN BRAUN	66	2	9	11	23
L	10	BRAD WINCHESTER	67	6	4	10	88
C	57	*TOMMY WINGELS	33	3	6	9	18
R	78	BENN FERRIERO	35	7	1	8	8
D	2	JIM VANDERMEER	25	1	3	4	33
C	28	ANDREW MURRAY	39	1	3	4	4
D	5	COLIN WHITE	54	1	3	4	21
D	3	DOUGLAS MURRAY	60	0	4	4	31
L	68	FRAZER MCCAREN	7	0	0	0	9
L	43	JOHN MCCARTHY	10	0	0	0	10
G	1	*THOMAS GREISS	19	0	0	0	2
G	31	ANTTI NIEMI	68	0	0	0	2

* — ROOKIE

GOALTENDERS

NO.	GOALTENDER	GP	MINS	AVG	W	L	T	EN	SO	GA	SA	SV %	G	A	PIM
1	*THOMAS GREISS	19	1043	2.30	9	7	1	2	0	40	472	.915	0	0	2
31	ANTTI NIEMI	68	3936	2.42	34	22	9	4	6	159	1865	.915	0	0	2
	TOTALS	82	5018	2.45	43	29	10	6	6	205	2342	.912	0	0	4

* — ROOKIE

GAME-BY-GAME RESULTS

GA	DATE	OPPONENT	RESULT	RECORD
1	10/8	PHOENIX	6-3, W	1-0-0
2	10/14	@ANAHEIM	0-1, L	1-1-0
3	10/15	ST. LOUIS	2-4, L	1-2-0
4	10/17	ANAHEIM	2-3, L	1-3-0
5	10/21	@NEW JERSEY	4-3, W**	2-3-0
6	10/22	@BOSTON	4-2, W	3-3-0
7	10/25	@NASHVILLE	3-1, W	4-3-0
8	10/28	@DETROIT	4-2, W	5-3-0
9	10/29	@NY ISLANDERS	3-2, W*	6-3-0
10	10/31	@NY RANGERS	2-5, L	6-4-0
11	11/3	PITTSBURGH	4-3, W**	7-4-0
12	11/5	NASHVILLE	3-4, L*	7-4-1
13	11/7	LOS ANGELES	4-2, W	8-4-1
14	11/10	MINNESOTA	3-1, W	9-4-1
15	11/12	PHOENIX	0-3, L	9-5-1
16	11/17	DETROIT	5-2, W	10-5-1
17	11/19	@DALLAS	4-1, W	11-5-1
18	11/20	@COLORADO	4-1, W	12-5-1
19	11/23	CHICAGO	1-0, W	13-5-1
20	11/26	VANCOUVER	2-3, L	13-6-1
21	11/28	@LOS ANGELES	0-2, L	13-7-1
22	12/1	MONTREAL	4-3, W**	14-7-1
23	12/3	FLORIDA	3-5, L	14-8-1
24	12/6	MINNESOTA	1-2, L	14-9-1
25	12/8	DALLAS	5-2, W	15-9-1
26	12/10	@ST. LOUIS	0-1, L	15-10-1
27	12/11	@CHICAGO	2-3, L*	15-10-2
28	12/13	@COLORADO	3-4, OT**	15-10-3
29	12/15	COLORADO	5-4, W	16-10-3
30	12/17	EDMONTON	3-2, W	17-10-3
31	12/21	TAMPA BAY	7-2, W	18-10-3
32	12/23	LOS ANGELES	3-1, W**	19-10-3
33	12/26	ANAHEIM	2-2, L	19-11-3
34	12/28	VANCOUVER	2-3, L*	19-11-4
35	1/2	@VANCOUVER	3-2, W**	20-11-4
36	1/4	@ANAHEIM	3-1, W	21-11-4
37	1/5	COLUMBUS	2-1, W	22-11-4
38	1/7	WASHINGTON	5-2, W	23-11-4
39	1/10	@MINNESOTA	4-5, OT**	23-11-5
40	1/12	@WINNIPEG	2-0, W	24-11-5
41	1/14	@COLUMBUS	2-1, W	25-11-5
42	1/15	@COLUMBUS	3-4, L	25-12-5
43	1/17	CALGARY	2-1, W**	26-12-5
44	1/19	OTTAWA	1-4, L	26-13-5
45	1/21	@VANCOUVER	3-4, L	26-14-5
46	1/23	@EDMONTON	1-2, OT**	26-14-6
47	1/24	@CALGARY	1-0, W	27-14-6
48	1/31	COLUMBUS	6-0, W	28-14-6
49	2/2	DALLAS	5-2, W	29-14-6
50	2/4	@PHOENIX	3-5, L	29-15-6
51	2/8	CALGARY	3-4, L	29-16-6
52	2/10	CHICAGO	5-3, W	30-16-6
53	2/12	@ST. LOUIS	0-3, L	30-17-6
54	2/13	@WASHINGTON	5-3, W	31-17-6
55	2/16	@TAMPA BAY	5-6, L*	31-17-7
56	2/17	@CAROLINA	2-3, L	31-18-7
57	2/19	@DETROIT	2-3, L	31-19-7
58	2/21	@COLUMBUS	3-6, L	31-20-7
59	2/23	@TORONTO	2-1, W	32-20-7
60	2/25	@NASHVILLE	2-6, L	32-21-7
61	2/26	@MINNESOTA	3-4, L	32-22-7
62	2/28	PHILADELPHIA	1-0, W	33-22-7
63	3/1	BUFFALO	0-1, L	33-23-7
64	3/3	ST. LOUIS	1-3, L	33-24-7
65	3/6	EDMONTON	2-3, OT**	33-24-8
66	3/8	@DALLAS	3-4, OT**	33-24-9
67	3/10	@PHOENIX	0-3, L	33-25-9
68	3/12	@EDMONTON	3-2, W	34-25-9
69	3/13	@CALGARY	2-3, L*	34-25-10
70	3/15	NASHVILLE	2-1, W**	35-25-10
71	3/17	DETROIT	3-2, W	36-25-10
72	3/19	ANAHEIM	3-5, L	36-26-10
73	3/20	@LOS ANGELES	2-5, L	36-27-10
74	3/22	BOSTON	2-1, W	37-27-10
75	3/24	PHOENIX	4-3, W**	38-27-10
76	3/26	COLORADO	5-1, W	39-27-10
77	3/28	@ANAHEIM	1-3, L	39-28-10
78	3/29	@PHOENIX	0-2, L	39-29-10
79	3/31	DALLAS	3-0, W	40-29-10
80	4/3	@DALLAS	5-2, W	41-29-10
81	4/5	@LOS ANGELES	6-5, W**	42-29-10
82	4/7	LOS ANGELES	3-2, W*	43-29-10

* — OVERTIME ** — SHOOTOUT



2010-11 SEASON REVIEW

SEASON HIGHLIGHTS

- San Jose won its sixth Pacific Division Championship (fourth straight) and advanced to the Western Conference Final for the second consecutive season.
- Logan Couture** was named to the NHL All-Rookie Team and finished second in the Calder Trophy voting.
- Dan Boyle** represented the Sharks at the NHL All-Star Game that was played in Carolina.
- Patrick Marleau** appeared in his 1,000th career NHL game on Jan. 15 at Phoenix and **Joe Thornton** recorded his 1,000th career NHL point with a goal on April 8 at Phoenix.

MAJOR TRANSACTIONS

- Acquired **D Ian White** from Carolina in exchange for a second round selection in the 2012 NHL Entry Draft on Feb. 18.
- Acquired **LW Ben Eager** from Atlanta in exchange for a fifth round selection in the 2011 NHL Entry Draft on Jan. 18.
- Claimed **F Kyle Wellwood** off waivers from St. Louis on Jan. 18.

PACIFIC DIVISION

	GP	W	L	OTL	GF	GA	PTS
SAN JOSE (2)	82	48	25	9	248	213	105
ANAHEIM (4)	82	47	30	5	239	235	99
PHOENIX (6)	82	43	26	13	231	226	99
LOS ANGELES (7)	82	46	30	6	219	198	98
DALLAS (9)	82	42	29	11	227	233	95

FINAL STATISTICS

P	NO	PLAYER	GP	G	A	PTS	PIM
C	12	PATRICK MARLEAU	82	37	36	73	16
C	19	JOE THORNTON	80	21	49	70	47
C	8	JOE PAVELSKI	74	20	46	66	24
L	15	DAN HEATLEY	80	26	38	64	56
L	29	RYANE CLOWE	75	24	38	62	100
C	39	*LOGAN COUTURE	79	32	24	56	41
D	22	DAN BOYLE	76	9	41	50	67
R	16	DEVIN SETOGUCHI	72	22	19	41	37
D	9	IAN WHITE	(CGY) 16	2	4	6	6
		(CAR)	39	0	10	10	12
		(S.J.)	23	2	8	10	8
		TOTAL	78	4	22	26	26
D	60	JASON DEMERS	75	2	22	24	28
C	17	TORREY MITCHELL	66	9	14	23	46
D	44	MARC-EDOUARD VLASIC	80	4	14	18	18
L	55	BEN EAGER	(ATL) 34	3	7	10	77
		(S.J.)	34	4	3	7	43
		TOTAL	68	7	10	17	120
R	10	JAMAL MAYERS	78	3	11	14	124
D	3	DOUGLAS MURRAY	73	1	13	14	44
C	20	KYLE WELLWOOD	35	5	8	13	0
D	61	*JUSTIN BRAUN	28	2	9	11	2
D	40	KENT HUSKINS	50	2	8	10	12
R	78	*BENN FERRIERO	33	5	4	9	9
D	7	NICLAS WALLIN	74	3	5	8	46
C	21	SCOTT NICHOL	56	4	3	7	50
L	64	JAMIE MCGINN	49	1	5	6	33
L	43	*JOHN MCCARTHY	37	2	2	4	8
C	69	*ANDREW DESJARDINS	17	1	2	3	4
D	55	*MIKE MOORE	6	1	0	1	7
G	31	ANTTI NIEMI	60	0	1	1	2
G	32	*ALEX STALOCK	1	0	0	0	0
C	57	*TOMMY WINGELS	5	0	0	0	0
L	68	*FRAZER MCLAREN	9	0	0	0	22
L	72	*BRANDON MASHINTER	13	0	0	0	17
G	30	ANTERO NIITYMAKI	24	0	0	0	2

* — ROOKIE

GOALTENDERS

NO.	GOALTENDER	GP	MINS	AVG	W	L	T	EN	SO	GA	SA	SV%	G	A	PIM
32	*ALEX STALOCK	1	30	.00	1	0	0	0	0	0	9	1.000	0	0	0
31	ANTTI NIEMI	60	3524	2.38	35	18	6	2	6	140	1741	.920	0	1	2
30	A. NIITYMAKI	24	1414	2.72	12	7	3	2	0	64	615	.896	0	0	2
	TOTALS	82	4999	2.50	48	25	9	4	6	208	2369	.912	0	1	4

* — ROOKIE

GAME-BY-GAME RESULTS

GA	DATE	OPPONENT	RESULT	RECORD
1	10/8	@COLUMBUS%	3-2 W	1-0-0
2	10/9	COLUMBUS%	2-3 L*	1-0-1
3	10/16	ATLANTA	2-4 L	1-1-1
4	10/19	CAROLINA	2-5 L	1-2-1
5	10/21	@COLORADO	4-2 W	2-2-1
6	10/23	@EDMONTON	6-1 W	3-2-1
7	10/24	@CALGARY	0-4 L	3-3-1
8	10/27	NEW JERSEY	5-2 W	4-3-1
9	10/30	ANAHEIM	5-2 W	5-3-1
10	11/2	@MINNESOTA	0-1 L	5-4-1
11	11/4	@ST. LOUIS	0-2 L	5-5-1
12	11/6	TAMPA BAY	5-2 W	6-5-1
13	11/9	ANAHEIM	2-3 L*	6-5-2
14	11/11	NY ISLANDERS	2-1 W**	7-5-2
15	11/13	CALGARY	4-3 W	8-5-2
16	11/15	LOS ANGELES	6-3 W	9-5-2
17	11/17	@COLORADO	3-4 L*	9-5-3
18	11/18	@DALLAS	4-5 L*	9-5-4
19	11/20	COLUMBUS	0-3 L	9-6-4
20	11/24	CHICAGO	5-2 W	10-6-4
21	11/26	@VANCOUVER	1-6 L	10-7-4
22	11/27	@EDMONTON	4-3 W	11-7-4
23	11/30	DETROIT	3-5 L	11-8-4
24	12/2	@OTTAWA	4-0 W	12-8-4
25	12/4	@MONTREAL	1-3 L	12-9-4
26	12/6	DETROIT	5-2 W	13-9-4
27	12/8	@PHILADELPHIA	5-4 W**	14-9-4
28	12/9	@BUFFALO	3-6 L	14-10-4
29	12/11	CHICAGO	2-1 W*	15-10-4
30	12/13	DALLAS	2-3 OT**	15-10-5
31	12/15	@NASHVILLE	2-3 L	15-11-5
32	12/16	@DALLAS	4-3 W*	16-11-5
33	12/18	@ST. LOUIS	4-1 W	17-11-5
34	12/21	EDMONTON	2-1 W	18-11-5
35	12/23	PHOENIX	4-1 W	19-11-5
36	12/27	LOS ANGELES	0-4 L	19-12-5
37	12/29	@MINNESOTA	3-5 L	19-13-5
38	12/30	@CHICAGO	5-3 W	20-13-5
39	1/1	@LOS ANGELES	1-0 W	21-13-5
40	1/3	VANCOUVER	3-4 L	21-14-5
41	1/6	BUFFALO	0-3 L	21-15-5
42	1/8	NASHVILLE	1-2 L	21-16-5
43	1/9	@ANAHEIM	0-1 L	21-17-5
44	1/11	TORONTO	2-4 L	21-18-5
45	1/13	EDMONTON	2-5 L	21-19-5
46	1/15	ST. LOUIS	4-2 W	22-19-5
47	1/17	@PHOENIX	4-2 W	23-19-5
48	1/20	@VANCOUVER	2-1 W**	24-19-5
49	1/22	MINNESOTA	4-3 W	25-19-5
50	1/26	@LOS ANGELES	2-3 OT**	25-19-6
51	2/1	PHOENIX	5-3 W	26-19-6
52	2/2	@ANAHEIM	4-3 W	27-19-6
53	2/5	@BOSTON	2-0 W	28-19-6
54	2/8	@WASHINGTON	2-0 W	29-19-6
55	2/9	@COLUMBUS	3-2 W	30-19-6
56	2/11	@NEW JERSEY	1-2 L	30-20-6
57	2/13	@FLORIDA	2-3 L	30-21-6
58	2/15	@NASHVILLE	2-1 W*	31-21-6
59	2/17	WASHINGTON	3-2 W	32-21-6
60	2/19	COLORADO	4-0 W	33-21-6
61	2/22	DETROIT	4-3 W	34-21-6
62	2/23	@PITTSBURGH	3-2 W*	35-21-6
63	2/25	@CALGARY	4-3 W**	36-21-6
64	3/1	COLORADO	2-1 W**	37-21-6
65	3/3	DETROIT	3-1 W	38-21-6
66	3/5	DALLAS	2-3 L	38-22-6
67	3/8	NASHVILLE	3-2 W*	39-22-6
68	3/10	VANCOUVER	4-5 OT**	39-22-7
69	3/12	NY RANGERS	2-3 OT**	39-23-7
70	3/14	@CHICAGO	3-6 L	39-23-8
71	3/15	@DALLAS	6-3 W	40-23-8
72	3/17	MINNESOTA	3-2 W	41-23-8
73	3/19	ST. LOUIS	5-3 W	42-23-8
74	3/23	CALGARY	6-3 W	43-23-8
75	3/24	@LOS ANGELES	3-4 OT**	43-23-9
76	3/26	@PHOENIX	4-1 W	44-23-9
77	3/31	DALLAS	6-0 W	45-23-9
78	4/2	ANAHEIM	4-2 W	46-23-9
79	4/4	LOS ANGELES	6-1 W	47-23-9
80	4/6	@ANAHEIM	2-6 L	47-24-9
81	4/8	@PHOENIX	3-4 L	47-25-9
82	4/9	PHOENIX	3-1 W	48-25-9

* — OVERTIME ** — SHOOTOUT

2009-10 SEASON REVIEW

SEASON HIGHLIGHTS

- San Jose won its second consecutive Western Conference Regular Season Championship as well as its fifth Pacific Division Championship (third straight). The Sharks also played in its second Western Conference Final (vs. Chicago).
- San Jose had a National Hockey League-best eight players in the 2010 Winter Olympics. Among those players, four (**Dan Boyle**, **Dany Heatley**, **Patrick Marleau** and **Joe Thornton**) won gold for Team Canada, and **Joe Pavelski** helped Team USA win silver.
- As a team, San Jose finished amongst the NHL's top-5 in the power play (21.0, fourth), penalty kill (85.0, fifth), even strength differential (plus-32, fourth), goals per game (3.13, fourth) and faceoff percentage (55.6, first).
- The Sharks were only one of two teams to have three players with 80-plus points (**Thornton**, 89; **Marleau**, 83 and **Heatley**, 82).

MAJOR TRANSACTIONS

- Acquired D **Niclas Wallin** and a fifth round selection in the 2010 NHL Entry Draft from Carolina in exchange for a section round selection in the 2010 NHL Entry Draft (from Buffalo) on Feb. 7, 2010.
- Signed C **Manny Malhotra** on Sept. 23, 2009.
- Acquired LW **Dany Heatley** and a fifth round selection in the 2010 NHL Entry Draft from Ottawa (136th overall, Isaac MacLeod) in exchange for LW Milan Michalek, RW Jonathan Cheechoo and a second round selection in the 2010 NHL Entry Draft on Sept. 12, 2009.

PACIFIC DIVISION

	GP	W	L	OTL	GF	GA	PTS
SAN JOSE (1)	82	51	20	11	264	215	113
PHOENIX (4)	82	50	25	7	225	202	107
LOS ANGELES (6)	82	46	27	9	247	219	101
ANAHEIM (11)	82	39	32	11	238	251	89
DALLAS (12)	82	37	31	14	237	254	88

FINAL STATISTICS

P	NO	PLAYER	GP	G	A	PTS	PIM	
C	19	JOE THORNTON	79	20	69	89	54	
C	12	PATRICK MARLEAU	82	44	39	83	22	
L	15	DANY HEATLEY	82	39	43	82	54	
D	22	DAN BOYLE	76	15	43	58	70	
L	29	RYANE CLOWE	82	19	38	57	131	
C	8	JOE PAVELSKI	67	25	26	51	26	
R	16	DEVIN SETOGUCHI	70	20	16	36	19	
C	27	MANNY MALHOTRA	71	14	19	33	41	
D	4	ROB BLAKE	70	7	23	30	60	
D	40	KENT HUSKINS	82	3	19	22	47	
D	60	*JASON DEMERS	51	4	17	21	21	
R	41	JED ORTMAYER	76	8	11	19	37	
C	21	SCOTT NICHOL	79	4	15	19	72	
D	3	DOUGLAS MURRAY	79	4	13	17	66	
D	44	MARC-EDOUARD VLASIC	64	3	13	16	33	
L	64	JAMIE MCGINN	59	10	3	13	38	
C	17	TORREY MITCHELL	56	2	9	11	27	
C	39	*LOGAN COUTURE	25	5	4	9	6	
D	7	NICLAS WALLIN	(CAR)	47	0	5	5	26
		(S.J.)	23	0	2	2	23	
		(TOTAL)	70	0	7	7	49	
R	59	BRAD STAUBITZ	47	3	3	6	110	
L	68	*FRAZER MCLAREN	23	1	5	6	54	
R	53	RYAN VESCE	9	3	2	5	0	
C	78	*BENN FERRIERO	24	2	3	5	8	
D	65	*DEREK JOSLIN	24	0	3	3	12	
D	28	JAY LEACH	(MTL)	7	0	0	0	5
		(S.J.)	28	1	1	2	20	
		(TOTAL)	35	1	1	2	25	
L	45	JODY SHELLEY	36	0	3	3	78	
C	36	DWIGHT HELMINEN	4	1	0	1	0	
D	47	JOE CALLAHAN	1	0	1	1	0	
C	48	*STEVEN ZALEWSKI	3	0	0	0	0	
L	43	*JOHN MCCARTHY	4	0	0	0	0	
G	1	*THOMAS GREISS	16	0	0	0	2	
G	20	EVGENI NABOKOV	71	0	0	0	6	

* — ROOKIE

GOALTENDERS

NO.	GOALTENDER	GP	MINS	AVG	W	L	T	EN	SO	GA	SA	SV %	G	A	PIM
20	EVGENI NABOKOV	71	4194	2.43	44	16	10	2	3	170	2168	.922	0	0	6
1	*THOMAS GREISS	16	782	2.69	7	4	1	2	0	35	399	.912	0	0	2
	TOTALS	82	4998	2.51	51	20	11	4	3	209	2571	.919	0	0	8

* — ROOKIE

GAME-BY-GAME RESULTS

GA	DATE	OPPONENT	RESULT	RECORD
1	10/1	@COLORADO	2-5 L	0-1-0
2	10/3	@ANAHEIM	4-1 W	1-1-0
3	10/6	@LOS ANGELES	4-6 L	1-2-0
4	10/8	COLUMBUS	6-3 W	2-2-0
5	10/10	MINNESOTA	4-2 W	3-2-0
6	10/12	PHOENIX	0-1 L**	3-2-1
7	10/15	@WASHINGTON	1-4 L	3-3-1
8	10/17	@N.Y. ISLANDERS	4-1 W	4-3-1
9	10/19	@N.Y. RANGERS	7-3 W	5-3-1
10	10/22	@TAMPA BAY	2-5 L	5-4-1
11	10/24	@ATLANTA	4-3 W	6-4-1
12	10/25	@PHILADELPHIA	4-1 W	7-4-1
13	10/28	LOS ANGELES	2-1 W**	8-4-1
14	10/30	COLORADO	3-1 W	9-4-1
15	11/1	@CAROLINA	5-1 W	10-4-1
16	11/4	@COLUMBUS	3-2 W**	11-4-1
17	11/5	@DETROIT	1-2 L**	11-4-2
18	11/7	PITTSBURGH	5-0 W	12-4-2
19	11/10	NASHVILLE	4-3 W	13-4-2
20	11/12	DALLAS	2-3 L**	13-4-3
21	11/14	@ST. LOUIS	3-1 W	14-4-3
22	11/15	@CHICAGO	3-4 L*	14-4-4
23	11/17	@NASHVILLE	3-4 L	14-4-5
24	11/20	PHILADELPHIA	6-3 W	15-4-5
25	11/21	@ANAHEIM	3-2 W	16-4-5
26	11/25	CHICAGO	2-7 L	16-6-4
27	11/27	@EDMONTON	5-4 W**	17-6-4
28	11/29	@VANCOUVER	4-2 W	18-6-4
29	12/1	OTTAWA	5-2 W	19-6-4
30	12/3	ST. LOUIS	2-3 L**	19-6-5
31	12/5	CALGARY	1-2 L	19-7-5
32	12/9	LOS ANGELES	4-5 L*	19-7-6
33	12/11	DALLAS	2-3 L**	19-7-7
34	12/12	@PHOENIX	1-2 L	19-8-7
35	12/17	ANAHEIM	4-1 W	20-8-7
36	12/21	@DALLAS	4-2 W	21-8-7
37	12/22	@CHICAGO	3-2 W	22-8-7
38	12/26	ANAHEIM	5-2 W	23-8-7
39	12/28	PHOENIX	3-2 W**	24-8-7
40	12/30	WASHINGTON	5-2 W	25-8-7
41	12/31	@PHOENIX	3-2 W**	26-8-7
42	1/2	EDMONTON	4-1 W	27-8-7
43	1/4	LOS ANGELES	2-6 L	27-9-7
44	1/6	ST. LOUIS	2-1 W*	28-9-7
45	1/9	DETROIT	1-4 L	28-10-7
46	1/11	@LOS ANGELES	2-1 W	29-10-7
47	1/12	@PHOENIX	3-1 W	30-10-7
48	1/14	BOSTON	1-2 L**	30-10-8
49	1/16	EDMONTON	4-2 W	31-10-8
50	1/18	CALGARY	9-1 W	32-10-8
51	1/19	@LOS ANGELES	5-1 W	33-10-8
52	1/21	ANAHEIM	3-1 W	34-10-8
53	1/23	BUFFALO	5-2 W	35-10-8
54	1/28	CHICAGO	3-4 L*	35-10-9
55	1/30	MINNESOTA	5-2 W	36-10-9
56	2/2	DETROIT	2-4 L	36-11-9
57	2/4	@ST. LOUIS	4-2 W	37-11-9
58	2/6	@NASHVILLE	4-3 W	38-11-9
59	2/8	@TORONTO	3-2 W	39-11-9
60	2/10	@COLUMBUS	0-3 L	39-12-9
61	2/11	@DETROIT	3-2 W**	40-12-9
62	2/13	@BUFFALO	1-3 L	40-13-9
63	3/2	NEW JERSEY	3-4 L	40-14-9
64	3/4	MONTREAL	3-2 W	41-14-9
65	3/6	COLUMBUS	2-1 W	42-14-9
66	3/11	NASHVILLE	8-5 W	43-14-9
67	3/13	FLORIDA	2-3 L*	43-14-10
68	3/14	@ANAHEIM	2-4 L	43-15-10
69	3/16	@DALLAS	2-8 L	43-16-10
70	3/18	@VANCOUVER	2-3 L	43-17-10
71	3/19	@CALGARY	3-4 L	43-18-10
72	3/21	@EDMONTON	1-5 L	43-19-10
73	3/23	@MINNESOTA	4-1 W	44-19-10
74	3/25	DALLAS	3-0 W	45-19-10
75	3/27	VANCOUVER	4-2 W	46-19-10
76	3/28	COLORADO	4-3 W	47-19-10
77	3/31	@DALLAS	1-5 L	47-20-10
78	4/2	@MINNESOTA	3-2 W	48-20-10
79	4/4	@COLORADO	4-5 L*	48-20-11
80	4/6	@CALGARY	2-1 W	49-20-11
81	4/8	VANCOUVER	4-2 W	50-20-11
82	4/10	PHOENIX	3-2 W**	51-20-11

* — OVERTIME ** — SHOOTOUT



2008-09 SEASON REVIEW

SEASON HIGHLIGHTS

- San Jose wins first Presidents' Trophy. For the first time, the Sharks finish first in the Western Conference while winning its fourth overall and second straight Pacific Division Championship. San Jose accomplishes these feats while setting franchise records for wins (53), home wins (32) and points (117).
- Under rookie Head Coach **Todd McLellan**, San Jose gets off to the best start in National Hockey League history by recording 52 points (25-3-2) through the first 30 games. The Sharks set a franchise standard by going undefeated (20-0-2) in their first 22 home games while extending a streak from 2007-08 by not losing in regulation for 31 straight games (28-0-3).
- As a team, San Jose ranks among the NHL's top-five in road power play percentage (28.2 — No. 1 in club record), overall power play (24.2 — fifth), 83.3 penalty kill (fifth), 27.2 shots allowed (No. 1), 33.2 shots per game (third and club record) and 2.43 goals allowed per game (third).
- McLellan finished as a finalist for the Jack Adams Trophy (third in voting). **C Jeremy Roenick** ended his career and the season as the third-highest American-born goal scorer (513) in NHL history. **RW Claude Lemieux**, at the age of 43, returns to the NHL after a five-year absence to play in 18 games.

MAJOR TRANSACTIONS

- Todd McLellan** hired as head coach on June 12, 2008.
- Acquired **LW Travis Moen** and **D Kent Huskins** from Anaheim in exchange for C Nick Bonino, G Timo Plemeier and a fourth round selection in the 2012 NHL Entry Draft on March 4, 2009.

PACIFIC DIVISION

	GP	W	L	OTL	GF	GA	PTS
SAN JOSE (1)	82	53	18	11	257	204	117
ANAHEIM (8)	82	42	33	7	245	238	91
DALLAS (12)	82	36	35	11	230	257	83
PHOENIX (13)	82	36	39	7	208	252	79
LOS ANGELES (14)	82	34	37	11	207	234	79

FINAL STATISTICS

P	NO	PLAYER	GP	G	A	PTS	PIM
C	19	JOE THORNTON	82	25	61	86	56
C	12	PATRICK MARLEAU	76	38	33	71	18
R	16	DEVIN SETOGUCHI	81	31	34	65	25
C	8	JOE PAVELSKI	80	25	34	59	46
L	9	MILAN MICHALEK	77	23	34	57	52
D	22	DAN BOYLE	77	16	41	57	52
L	29	RYANE CLOWE	71	22	30	52	51
D	4	ROBERT BLAKE	73	10	35	45	110
D	10	CHRISTIAN EHROFF	77	8	34	42	63
D	44	MARC-EDOUARD VLASIC	82	6	30	36	42
R	14	JONATHAN CHEECHOO	66	12	17	29	59
R	25	MIKE GRIER	62	10	13	23	25
L	24	TRAVIS MOEN	(ANA)	63	4	7	11
		(S.J.)	19	3	2	5	14
		(TOTAL)	82	7	9	16	91
C	39	*TOMAS PLIHAL	64	5	8	13	22
C	27	JEREMY ROENICK	42	4	9	13	24
C	11	MARCEL GOC	55	2	9	11	18
D	21	ALEXEI SEMENOV	47	1	7	8	57
D	37	BRAD LUKOWICH	58	0	8	8	12
D	3	DOUGLAS MURRAY	75	0	7	7	38
L	64	*JAMIE MCGINN	35	4	2	6	2
D	40	KENT HUSKINS	(ANA)	33	2	4	6
L	43	*LUKAS KASPAR	13	2	2	4	8
L	45	JODY SHELLEY	70	2	2	4	116
R	59	*BRAD STAUBITZ	35	1	2	3	76
R	47	TOM CAVANAGH	17	1	1	2	4
R	32	CLAUDE LEMIEUX	18	0	1	1	21
G	20	EVGENI NABOKOV	62	0	0	0	12
C	40	*RILEY ARMSTRONG	2	0	0	0	2
R	53	*RYAN VESCE	10	0	0	0	4
D	65	*DEREK JOSLIN	12	0	0	0	6
G	33	BRIAN BOUCHER	22	0	0	0	2

* — ROOKIE

GOALTENDERS

NO.	GOALTENDER	GP	MINS	AVG	W	L	T	EN	SO	GA	SA	SV	%	G	A	PIM
33	BRIAN BOUCHER	22	1291	2.18	12	6	3	2	2	47	563	.917	0	0	2	
20	EVGENI NABOKOV	62	3686	2.44	41	12	8	0	7	150	1663	.910	0	1	12	
	TOTALS	82	5000	2.39	53	18	11	2	9	199	2228	.911	0	1	14	

GAME-BY-GAME RESULTS

GA	DATE	OPPONENT	RESULT	RECORD
1	10/9	ANAHEIM	4-1 W	1-0-0
2	10/11	LOS ANGELES	3-1 W	2-0-0
3	10/12	@LOS ANGELES	1-0 W	3-0-0
4	10/14	COLUMBUS	5-2 W	4-0-0
5	10/17	@ANAHEIM	0-4 L	4-1-0
6	10/18	PHILADELPHIA	5-4 W*	5-1-0
7	10/22	@PHILADELPHIA	7-6 W**	6-1-0
8	10/24	@FLORIDA	3-4 L	6-2-0
9	10/25	@TAMPA BAY	3-0 W	7-2-0
10	10/28	PITTSBURGH	2-1 W	8-2-0
11	10/30	DETROIT	4-2 W	9-2-0
12	11/2	@COLORADO	5-3 W	10-2-0
13	11/4	MINNESOTA	3-1 W	11-2-0
14	11/6	ST. LOUIS	5-4 W**	12-2-0
15	11/8	DALLAS	2-1 W	13-2-0
16	11/9	@PHOENIX	2-4 L	13-3-0
17	11/11	NASHVILLE	3-4 L*	13-3-1
18	11/13	CALGARY	6-1 W	14-3-1
19	11/16	@CHICAGO	6-5 W	15-3-1
20	11/17	@NASHVILLE	4-1 W	16-3-1
21	11/22	WASHINGTON	7-2 W	17-3-1
22	11/26	CHICAGO	3-2 W	18-3-1
23	11/28	@DALLAS	6-2 W	19-3-1
24	11/29	@PHOENIX	3-2 W	20-3-1
25	12/2	TORONTO	5-2 W	21-3-1
26	12/4	COLUMBUS	3-2 W	22-3-1
27	12/6	EDMONTON	2-3 L*	22-3-2
28	12/11	ANAHEIM	2-0 W	23-3-2
29	12/13	ST. LOUIS	5-4 W	24-3-2
30	12/15	@LOS ANGELES	3-2 W**	25-3-2
31	12/17	@COLUMBUS	1-2 L*	25-3-3
32	12/18	@DETROIT	0-6 L	25-4-3
33	12/20	NY RANGERS	3-2 W	26-4-3
34	12/23	VANCOUVER	5-0 W	27-4-3
35	12/27	@ST. LOUIS	2-3 L*	27-4-4
36	12/29	@DALLAS	3-1 W	28-4-4
37	12/31	@MINNESOTA	2-3 L*	28-4-5
38	1/3	NY ISLANDERS	5-3 W	29-4-5
39	1/6	@CALGARY	2-5 L	29-5-5
40	1/9	@EDMONTON	4-1 W	30-5-5
41	1/10	@VANCOUVER	4-2 W	31-5-5
42	1/13	TAMPA BAY	7-1 W	32-5-5
43	1/15	CALGARY	2-3 L	32-6-5
44	1/17	DETROIT	6-5 W	33-6-5
45	1/20	VANCOUVER	2-1 W*	34-6-5
46	1/27	@COLORADO	3-0 W	35-6-5
47	1/29	PHOENIX	2-0 W	36-6-5
48	1/31	CHICAGO	2-4 L	36-7-5
49	2/5	CAROLINA	3-4 L*	36-7-6
50	2/7	@COLUMBUS	2-3 L*	36-7-7
51	2/10	@BOSTON	5-2 W	37-7-7
52	2/11	@PITTSBURGH	1-2 L**	37-7-8
53	2/13	@BUFFALO	5-6 L**	37-7-9
54	2/15	@NEW JERSEY	5-6 L	37-8-9
55	2/17	EDMONTON	4-2 W	38-8-9
56	2/19	LOS ANGELES	4-2 W	39-8-9
57	2/21	ATLANTA	3-1 W	40-8-9
58	2/23	@DALLAS	1-0 W	41-8-9
59	2/25	@DETROIT	1-4 L	41-9-9
60	2/26	@OTTAWA	2-1 W	42-9-9
61	2/28	@MONTREAL	2-3 L	42-10-9
62	3/3	DALLAS	1-4 L	42-11-9
63	3/5	MINNESOTA	3-4 L*	42-11-10
64	3/7	@VANCOUVER	1-3 L	42-12-10
65	3/10	@MINNESOTA	5-4 W*	43-12-10
66	3/12	@ST. LOUIS	1-3 L	43-13-10
67	3/14	LOS ANGELES	2-1 W**	44-13-10
68	3/15	@ANAHEIM	1-0 W	45-13-10
69	3/17	@PHOENIX	3-4 L	45-14-10
70	3/19	NASHVILLE	3-2 W**	46-14-10
71	3/21	DALLAS	5-2 W	47-14-10
72	3/22	COLORADO	3-1 W	48-14-10
73	3/25	@CHICAGO	5-6 L**	48-14-11
74	3/26	@NASHVILLE	2-3 L	48-15-11
75	3/28	PHOENIX	3-2 W	49-15-11
76	3/30	@CALGARY	2-1 W	50-15-11
77	4/2	@EDMONTON	2-1 W	51-15-11
78	4/4	ANAHEIM	2-5 L	51-16-11
79	4/5	@ANAHEIM	3-2 W	52-16-11
80	4/7	COLORADO	1-0 W**	53-16-11
81	4/9	PHOENIX	1-4 L	53-17-11
82	4/11	@LOS ANGELES	3-4 L	53-18-11

* — OVERTIME ** — SHOOTOUT

2007-08 SEASON REVIEW

SEASON HIGHLIGHTS

- San Jose set then-team records for most points (108) and points percentage (.659), road wins (27), most road points (58), fewest shots allowed (1,981), fewest power play goals allowed (44) and fewest regulation losses (23) in a single season.
- San Jose also set team standards for longest overall winning streak (11 games, Feb. 21, 2008 at Philadelphia through March 14, 2008 vs. St. Louis), longest road winning streak (10 games, Nov. 14, 2007 at Dallas through Dec. 31, 2007 at Minnesota), most consecutive overall games recording a point (20, Feb. 21, 2008 at Philadelphia through April 1, 2008 vs. Los Angeles) and most consecutive road games recording a point (14, Oct. 29, 2007 at Dallas through Jan. 13, 2008 at Anaheim).
- G **Evgeni Nabokov** finished second in the Vezina Trophy voting after achieving team regular season goaltending records in wins (50), appearances (77), minutes (4,561), most consecutive starts (50) and most consecutive wins (10). Nabokov also played in his second NHL All-Star Game and became the first goaltender since 2002 to stop all of the shots he faced (eight in the second).
- Coach **Ron Wilson** led San Jose to their third Pacific Division Championship, second in his tenure. He became the 11th coach to win 500 NHL games on Feb. 9, 2008 vs. Nashville. Wilson also won his 200th game as Sharks head coach on March 18, 2008 at Los Angeles, surpassing Darryl Sutter to set the record for most wins (206).

MAJOR TRANSACTIONS

- Acquired D **Brian Campbell** along with a seventh round selection in the 2008 NHL Entry Draft from Buffalo in exchange for RW Steve Bernier and a first round selection in the 2008 NHL Entry Draft on Feb. 26, 2008.
- Relieved Ron Wilson of head coaching duties on May 12, 2008.

PACIFIC DIVISION

	GP	W	L	OTL	GF	GA	PTS
SAN JOSE (2)	82	49	23	10	222	193	108
ANAHEIM (4)	82	47	27	8	205	191	102
DALLAS (5)	82	45	30	7	242	207	97
PHOENIX (12)	82	38	37	7	214	231	83
LOS ANGELES (15)	82	32	43	7	231	266	71

FINAL STATISTICS

P	NO	PLAYER	GP	G	A	PTS	PIM
C	19	JOE THORNTON	82	29	67	96	59
D	51	BRIAN CAMPBELL	(BUF)	63	5	38	43
		(S.J.)	20	3	16	19	8
		(TOTAL)	83	8	54	62	20
L	9	MILAN MICHALEK	79	24	31	55	47
C	12	PATRICK MARLEAU	78	19	29	48	33
C	8	JOE PAVELSKI	82	19	21	40	28
R	14	JONATHAN CHEECHOO	69	23	14	37	46
D	52	CRAIG RIVET	74	5	30	35	104
C	27	JEREMY ROENICK	69	14	19	33	26
R	26	*STEVE BERNIER	59	13	10	23	62
R	25	MIKE GRIER	78	9	13	22	24
D	10	CHRISTIAN EHROFF	77	1	21	22	72
C	17	*TORREY MITCHELL	82	10	10	20	50
R	16	*DEVIN SETOGUCHI	44	11	6	17	8
L	34	PATRICK RISSMILLER	79	8	9	17	30
D	24	SANDIS OZOLINS	39	3	13	16	24
D	18	MATT CARLE	62	2	13	15	26
D	44	MARC-EDOUARD VLASIC	82	2	12	14	24
D	4	KYLE McLAREN	61	3	8	11	84
D	3	DOUGLAS MURRAY	66	1	9	10	98
C	37	CURTIS BROWN	33	5	4	9	10
C	11	MARCEL COC	51	5	3	8	12
L	29	RYANE CLOWE	15	3	5	8	22
L	45	JODY SHELLEY	(CBJ)	31	0	0	44
		(S.J.)	31	1	6	7	91
		(TOTAL)	62	1	6	7	135
D	21	ALEXEI SEMENOV	22	1	3	4	36
C	39	*TOMAS PLIHAL	22	2	1	3	4
G	20	EVGENI NABOKOV	77	0	2	2	12
C	47	*TOM CAVANAGH	1	0	1	1	0
D	5	*ROB DAVISON	15	0	0	0	21
C	46	*MIKE IGGULDEN	1	0	0	0	0
G	30	*DIMITRI PATZOLD	3	0	0	0	0
L	43	*LUKAS KASPAR	3	0	0	0	0
G	1	*THOMAS GREISS	3	0	0	0	0
G	33	BRIAN BOUCHER	5	0	0	0	0

* - ROOKIE

** - TRADED DURING THE SEASON (STATS ARE WITH SAN JOSE ONLY)

GOALTENDERS

NO.	GOALTENDER	GP	MIN	AVG	W	L	T	EN	SO	GA	SA	SV %	G	A	PIM
33	BRIAN BOUCHER	5	238	1.76	3	1	1	0	1	7	103	.932	0	0	0
20	EVGENI NABOKOV	77	4561	2.14	46	21	6	6	163	1802	990	0	2	12	
1	*THOMAS GREISS	3	129	3.26	0	1	1	0	0	7	50	.860	0	0	0
30	*DIMITRI PATZOLD	3	44	5.45	0	0	0	0	0	4	20	.800	0	0	0
TOTALS		8	5000	2.24	49	23	10	6	7	187	1981	.906	0	2	12

GAME-BY-GAME RESULTS

GA	DATE	OPPONENT	RESULT	RECORD
1	10/4	@ EDMONTON	2-3 L**	0-0-1
2	10/5	@ VANCOUVER	3-1 W	1-0-1
3	10/7	@ COLORADO	2-6 L	1-1-1
4	10/10	@ CHICAGO	2-1 W	2-1-1
5	10/13	BOSTON	1-2 L	2-2-1
6	10/15	@ VANCOUVER	4-2 W	3-2-1
7	10/18	DETROIT	2-4 L	3-3-1
8	10/20	NASHVILLE	3-0 W	4-3-1
9	10/22	@ CALGARY	4-1 W	5-3-1
10	10/26	@ DETROIT	1-5 L	5-4-1
11	10/27	@ COLUMBUS	1-2 L	5-5-1
12	10/29	@ DALLAS	4-2 W	6-5-1
13	11/2	LOS ANGELES	2-5 L	6-6-1
14	11/3	@ LOS ANGELES	3-1 W	7-6-1
15	11/7	DALLAS	1-3 L	7-7-1
16	11/9	@ ANAHEIM	2-3 L**	7-7-2
17	11/10	PHOENIX	4-1 W	8-7-2
18	11/12	PHOENIX	5-0 W	9-7-2
19	11/14	@ DALLAS	4-3 W**	10-7-2
20	11/15	@ PHOENIX	6-0 W	11-7-2
21	11/17	ANAHEIM	1-2 L**	11-7-3
22	11/24	LOS ANGELES	1-2 L	11-8-3
23	11/28	LOS ANGELES	2-3 L**	11-8-4
24	11/30	COLORADO	3-2 W	12-8-4
25	12/3	@ COLORADO	3-2 W	13-8-4
26	12/5	@ DALLAS	3-2 W	14-8-4
27	12/7	@ PHOENIX	1-0 W	15-8-4
28	12/8	BUFFALO	1-7 L	15-9-4
29	12/11	MINNESOTA	4-1 W	16-9-4
30	12/13	VANCOUVER	5-2 W	17-9-4
31	12/15	DALLAS	2-4 L	17-10-4
32	12/16	@ ANAHEIM	2-1 W	18-10-4
33	12/18	ANAHEIM	0-2 L	18-11-4
34	12/20	PHOENIX	2-3 L**	18-11-5
35	12/22	ANAHEIM	2-5 L	18-12-5
36	12/26	@ LOS ANGELES	3-2 W	19-12-5
37	12/28	@ ST. LOUIS	1-0 W	20-12-5
38	12/29	@ NASHVILLE	5-2 W	21-12-5
39	12/31	@ MINNESOTA	3-2 W	22-12-5
40	1/3	CALGARY	2-3 L*	22-12-6
41	1/5	COLUMBUS	3-2 W	23-12-6
42	1/10	VANCOUVER	3-1 W	24-12-6
43	1/12	TORONTO	3-2 W	25-12-6
44	1/13	@ ANAHEIM	3-4 L*	25-12-7
45	1/15	@ PHOENIX	3-5 L	25-13-7
46	1/17	DALLAS	2-4 L	25-14-7
47	1/19	DETROIT	3-6 L	25-15-7
48	1/22	CHICAGO	3-2 W	26-15-7
49	1/24	ST. LOUIS	4-1 W	27-15-7
50	1/29	@ EDMONTON	3-0 W	28-15-7
51	1/30	@ CALGARY	4-5 L	28-16-7
52	2/2	CHICAGO	3-2 W**	29-16-7
53	2/6	COLORADO	1-3 L	29-17-7
54	2/8	COLUMBUS	2-1 W	30-17-7
55	2/9	NASHVILLE	4-3 W	31-17-7
56	2/12	CALGARY	3-4 L*	31-17-8
57	2/14	EDMONTON	2-3 L	31-18-8
58	2/17	@ NY RANGERS	1-3 L	31-19-8
59	2/18	@ NY ISLANDERS	2-3 L	31-20-8
60	2/20	@ NEW JERSEY	2-3 L	31-21-8
61	2/21	@ PHILADELPHIA	3-1 W	32-21-8
62	2/24	@ PITTSBURGH	2-1 W**	33-21-8
63	2/27	@ COLUMBUS	4-2 W	34-21-8
64	2/29	@ DETROIT	3-2 W	35-21-8
65	3/1	@ ST. LOUIS	2-0 W	36-21-8
66	3/3	MONTREAL	6-4 W	37-21-8
67	3/5	OTTAWA	3-2 W*	38-21-8
68	3/7	@ CHICAGO	3-2 W	39-21-8
69	3/9	@ MINNESOTA	3-2 W**	40-21-8
70	3/11	@ NASHVILLE	2-1 W	41-21-8
71	3/14	ST. LOUIS	4-1 W	42-21-8
72	3/16	EDMONTON	1-2 L**	42-21-9
73	3/18	@ LOS ANGELES	2-1 W	43-21-9
74	3/19	MINNESOTA	4-3 W**	44-21-9
75	3/21	ANAHEIM	2-1 W	45-21-9
76	3/25	@ PHOENIX	4-5 L*	45-21-10
77	3/27	DALLAS	3-2 W*	46-21-10
78	3/28	@ ANAHEIM	3-1 W	47-21-10
79	3/30	PHOENIX	3-1 W	48-21-10
80	4/1	LOS ANGELES	5-2 W	49-21-10
81	4/3	@ LOS ANGELES	2-4 L	49-22-10
82	4/6	@ DALLAS	2-4 L	49-23-10

* - OVERTIME

** - SHOOTOUT



2006-07 SEASON REVIEW

SEASON HIGHLIGHTS

- San Jose set a franchise record and led the League with 26 road wins. In addition, the Sharks set club marks for wins in a season (51) and points (107).
- Goaltenders **Evgeni Nabokov** (seven) and **Vesa Toskala** (four) combined to tie a San Jose record with 11 shutouts.
- Defensemen **Marc-Edouard Vlasic** and **Matt Carle** were named to the NHL All-Rookie Team. The duo became the second pair of defensive teammates in NHL history to be named to the team in the same year (1991-92 — Detroit's Nicklas Lidstrom and Vladimir Konstantinov).
- C **Patrick Marleau** broke the franchise record for most goals in franchise history (Owen Nolan, 26) with the game-winner vs. Los Angeles on Jan. 11. Marleau also surpassed Nolan's all-time marks for points (451), assists (245) and Mike Rathje's standard for games played (671).
- San Jose set an NHL record by playing in 49 consecutive games without going into overtime (surpassing Toronto's 41 in 1996-97).
- Ron Wilson** became the 13th coach in NHL history to coach in 1,000 games on March 18 at Colorado.

MAJOR TRANSACTIONS

- Acquired D **Craig Rivet** and a fifth round selection in the 2008 NHL Entry Draft from Montreal in exchange for D Josh Gorges and San Jose's first selection in the 2007 NHL Entry Draft on Feb. 25, 2007.
- Acquired RW **Bill Guerin** from St. Louis in exchange for LW Ville Nieminen, RW Jay Barriball and a first round selection in the 2007 NHL Entry Draft on Feb. 27, 2007.

PACIFIC DIVISION

	GP	W	L	OTL	GF	GA	PTS
ANAHEIM (2)	82	48	20	14	258	208	110
SAN JOSE (5)	82	51	26	5	258	199	107
DALLAS (6)	82	50	25	7	226	197	107
LOS ANGELES (14)	82	27	41	14	227	283	68
PHOENIX (15)	82	31	46	5	216	284	67

FINAL STATISTICS

P	NO	PLAYER	GP	G	A	PTS	PIM
C	19	JOE THORNTON	82	22	92	114	44
C	12	PATRICK MARLEAU	77	32	46	78	33
R	14	JONATHAN CHEECHOO	76	37	32	69	69
R	9	MILAN MICHALEK	78	26	40	66	36
R	13	BILL GUERIN	(STL)	61	28	19	47
		(S.J)	16	8	1	9	14
		(TOTAL)	77	36	20	56	66
D	18	*MATT CARLE	77	11	31	42	30
L	29	*RYANE CLOWE	58	16	18	34	78
R	25	MIKE GRIER	81	16	17	33	43
D	10	CHRISTIAN EHROFF	82	10	23	33	63
R	26	STEVE BERNIER	62	15	16	31	29
C	8	*JOE PAVELSKI	46	14	14	28	18
D	44	*MARC-EDOUARD VLASIC	81	3	23	26	118
D	52	CRAIG RIVET	(MTL)	54	6	10	16
		(S.J)	17	1	7	8	12
		(TOTAL)	71	7	17	24	69
D	22	SCOTT HANNAN	79	4	20	24	38
C	34	PATRICK RISSMILLER	79	7	15	22	22
L	7	MARK BELL	71	11	10	21	83
C	37	CURTIS BROWN	78	8	12	20	56
D	4	KYLE MCLAREN	67	5	12	17	61
C	11	MARCEL GOC	78	5	8	13	24
C	16	MARK SMITH	41	3	10	13	42
D	6	**JOSH GORGES	47	1	3	4	26
D	3	DOUGLAS MURRAY	35	0	3	3	31
G	35	VESA TOSKALA	38	0	3	3	0
D	5	ROB DAVISON	22	0	2	2	27
L	15	**VILLE NIEMINEN	30	1	1	2	14
R	29	**SCOTT PARKER	11	0	0	0	22
G	20	EVGENI NABOKOV	50	0	0	0	6
L	49	MATHIEU DARCHÉ	2	0	0	0	0
C	39	*TOMAS PILHAL	3	0	0	0	0

* — ROOKIE

** — TRADED DURING THE SEASON (SAN JOSE STATS ONLY)

GOALTENDERS

NO.	GOALTENDER	GP	MINS	AVG	W	L	T	EN	SO	GA	SA	SV %	G	A	PIM
20	EVGENI NABOKOV	50	2778	2.29	25	16	4	4	7	106	1227	.914	0	0	6
35	VESA TOSKALA	38	2142	2.35	26	10	1	3	4	84	915	.908	0	3	0
	TOTALS	82	4947	2.39	51	26	5	7	11	197	2149	.908	0	3	6

GAME-BY-GAME RESULTS

GA	DATE	OPPONENT	RESULT	RECORD
1	10/5	ST. LOUIS	5-4 W*	1-0-0
2	10/7	NY ISLANDERS	2-0 W	2-0-0
3	10/9	@ CALGARY	4-1 W	3-0-0
4	10/12	@ EDMONTON	4-6 L	3-1-0
5	10/13	@ VANCOUVER	6-4 W	4-1-0
6	10/17	DALLAS	2-0 W	5-1-0
7	10/19	DETROIT	5-1 W	6-1-0
8	10/21	MINNESOTA	1-4 L	6-2-0
9	10/23	@ COLUMBUS	3-0 W	7-2-0
10	10/25	@ DETROIT	1-2 L	7-3-0
11	10/26	@ NASHVILLE	3-4 L	7-4-0
12	10/29	@ TAMPA BAY	4-2 W	8-4-0
13	10/31	@ FLORIDA	2-1 W	9-4-0
14	11/2	NY RANGERS	1-3 L	9-5-0
15	11/4	PITTSBURGH	3-2 W	10-5-0
16	11/7	MINNESOTA	3-1 W	11-5-0
17	11/9	@ LOS ANGELES	7-3 W	12-5-0
18	11/11	@ PHOENIX	2-1 W	13-5-0
19	11/13	@ LOS ANGELES	2-4 L	13-6-0
20	11/15	@ COLORADO	4-3 W	14-6-0
21	11/18	PHILADELPHIA	6-1 W	15-6-0
22	11/21	@ ANAHEIM	0-5 L	15-7-0
23	11/22	LOS ANGELES	6-3 W	16-7-0
24	11/25	NEW JERSEY	2-0 W	17-7-0
25	11/28	@ ST. LOUIS	2-0 W	18-7-0
26	11/29	@ MINNESOTA	2-1 W	19-7-0
27	12/2	@ DETROIT	3-2 W	20-7-0
28	12/4	@ DALLAS	0-1 L	20-8-0
29	12/7	COLORADO	2-5 L	20-9-0
30	12/9	NASHVILLE	3-1 W	21-9-0
31	12/11	PHOENIX	4-0 W	22-9-0
32	12/12	@ LOS ANGELES	3-1 W	23-9-0
33	12/14	LOS ANGELES	2-4 L	23-10-0
34	12/16	ANAHEIM	4-3 W	24-10-0
35	12/21	DALLAS	0-3 L	24-11-0
36	12/23	CALGARY	4-1 W	25-11-0
37	12/26	ANAHEIM	3-4 L	25-12-0
38	12/28	PHOENIX	2-3 L	25-13-0
39	12/30	@ PHOENIX	0-8 L	25-14-0
40	12/31	@ DALLAS	4-2 W	26-14-0
41	1/4	DETROIT	9-4 W	27-14-0
42	1/6	COLUMBUS	5-2 W	28-14-0
43	1/10	EDMONTON	2-3 L	28-15-0
44	1/11	@ LOS ANGELES	5-2 W	29-15-0
45	1/13	@ PHOENIX	4-1 W	30-15-0
46	1/15	COLORADO	3-1 W	31-15-0
47	1/18	PHOENIX	5-2 W	32-15-0
48	1/20	ST. LOUIS	0-1 L	32-16-0
49	1/26	@ EDMONTON	5-1 W	33-16-0
50	1/28	@ VANCOUVER	1-3 L	33-17-0
51	1/30	DALLAS	2-3 L**	33-17-1
52	2/1	DALLAS	2-4 L	33-18-1
53	2/3	CHICAGO	4-2 W	34-18-1
54	2/6	ANAHEIM	4-7 L	34-19-1
55	2/7	@ ANAHEIM	3-2 W	35-19-1
56	2/13	@ ST. LOUIS	6-5 W	36-19-1
57	2/14	@ NASHVILLE	0-5 L	36-20-1
58	2/16	@ COLUMBUS	0-3 L	36-21-1
59	2/18	@ DALLAS	2-5 L	36-22-1
60	2/21	@ WASHINGTON	3-2 W**	37-22-1
61	2/22	@ CHICAGO	2-0 W	38-22-1
62	2/24	@ CALGARY	4-7 L	38-23-1
63	2/26	ANAHEIM	2-3 L	38-24-1
64	2/28	NASHVILLE	3-4 L**	38-24-2
65	3/2	@ ANAHEIM	1-3 L	38-25-2
66	3/4	@ DALLAS	4-0 W	39-25-2
67	3/6	@ MINNESOTA	3-0 W	40-25-2
68	3/9	VANCOUVER	1-2 L*	40-25-3
69	3/11	EDMONTON	3-0 W	41-25-3
70	3/13	CHICAGO	7-1 W	42-25-3
71	3/15	@ PHOENIX	5-1 W	43-25-3
72	3/16	COLUMBUS	3-0 W	44-25-3
73	3/18	@ COLORADO	3-4 L*	44-25-4
74	3/21	@ CHICAGO	4-1 W	45-25-4
75	3/22	@ ATLANTA	5-1 W	46-25-4
76	3/24	@ CAROLINA	4-6 L	46-26-4
77	3/27	LOS ANGELES	3-1 W	47-26-4
78	3/30	PHOENIX	4-2 W	48-26-4
79	4/1	LOS ANGELES	6-3 W	49-26-4
80	4/4	@ ANAHEIM	3-2 W**	50-26-4
81	4/5	CALGARY	4-3 W	51-26-4
82	4/7	VANCOUVER	3-4 L*	51-26-5

* — OVERTIME

** — SHOOTOUT

2005-06 SEASON REVIEW

SEASON HIGHLIGHTS

- The Sharks acquired C **Joe Thornton** as part of a four-player deal with Boston on Nov. 30.
- Thornton** became the first Sharks player to win the Art Ross Trophy (scoring title) and the Hart Memorial Trophy (Most Valuable Player). Thornton was also voted as the "Sharks Player of the Year" and was a finalist for the Lester B. Pearson Award (MVP as chosen by the players).
- RW **Jonathan Cheechoo** received the Maurice "Rocket" Richard Trophy for leading the League and becoming the first Sharks player to score 50-plus goals in a season (56).
- C **Patrick Marleau** broke the franchise record for most points in a season (Owen Nolan, 84 in 1999-00) when he assisted on Cheechoo's game-winning power play goal on April 10 in Phoenix.
- San Jose set franchise records in goals scored (266), power play goals scored (91), most shots on goal (2,483) and power play percentage (18.2).

MAJOR TRANSACTIONS

- Acquired C **Joe Thornton** from Boston in exchange for D Brad Stuart, C Wayne Primeau and C Marco Sturm on Nov. 30, 2005.
- Acquired LW **Ville Nieminen** from the N.Y. Rangers in exchange for a third round selection (83rd overall) in the 2006 NHL Entry Draft on March 6, 2006.

PACIFIC DIVISION

	GP	W	L	OTL	GF	GA	PTS
DALLAS (2)	82	53	23	6	265	218	112
SAN JOSE (5)	82	44	27	11	266	242	99
ANAHEIM (6)	82	43	27	12	254	229	98
LOS ANGELES (10)	82	42	35	5	249	270	89
PHOENIX (12)	82	38	39	5	246	271	81

FINAL STATISTICS

P	NO	PLAYER	GP	G	A	PTS	PIM
C	19	JOE THORNTON (BOS)	23	9	24	33	6
		(SJ)	58	20	72	92	55
		(TOTAL)	81	29	96	125	61
R	14	JONATHAN CHEECHOO	82	56	37	93	58
C	12	PATRICK MARLEAU	82	34	52	86	26
L	28	NILS EKMAN	77	21	36	57	54
D	42	TOM PREISSING	74	11	32	43	26
R	9	*MILAN MICHALEK	81	17	18	35	45
R	26	*STEVE BERNIER	39	14	13	27	35
C	10	ALYN MCCAULEY	76	12	14	26	30
C	16	MARK SMITH	80	9	15	24	97
L	15	VILLE NIEMINEN (NYR)	48	5	12	17	53
		(SJ)	22	3	4	7	10
		(TOTAL)	70	8	16	24	63
D	22	SCOTT HANNAN	81	6	18	24	58
D	44	CHRISTIAN EHRRHOFF	64	5	18	23	32
D	4	KYLE MCLAREN	77	2	21	23	66
C	37	*GRANT STEVENSON	47	10	12	22	14
C	11	*MARCEL GOC	81	8	14	22	22
L	17	SCOTT THORNTON	71	10	11	21	84
L	19	MARCO STURM	23	6	10	16	16
R	23	*NIKO DIMITRAKOS	45	4	12	16	26
D	7	*BRAD STUART	23	2	10	12	14
L	24	*JOSH LANGFELD	39	2	9	11	16
C	15	*WAYNE PRIMEAU	21	5	3	8	17
D	25	*MATT CARLE	12	3	3	6	14
C	34	PATRICK RISSMILLER	18	3	3	6	8
D	5	ROB DAVISON	69	1	5	6	76
D	6	*JOSH GORGES	49	0	6	6	31
L	29	*RYANE CLOWE	18	0	2	2	9
D	21	JIM FAHEY	21	0	2	2	14
R	27	SCOTT PARKER	10	1	0	1	38
D	41	*DOUG MURRAY	34	0	1	1	27
G	35	VESA TOSKALA	37	0	1	1	4
G	20	EVGENI NABOKOV	45	0	1	1	18
G	31	*NOLAN SCHAEFER	7	0	0	0	2

* — ROOKIE ** — TRADED DURING THE SEASON (SAN JOSE STATS ONLY)

GOALTENDERS

NO.	GOALTENDER	GP	MINS	AVG	W	L	T	EN	SO	GA	SA	SV %	G	A	PIM
31	*NOLAN SCHAEFER	7	352	1.88	5	1	0	1	1	11	138	.920	0	0	2
35	VESA TOSKALA	37	2039	2.56	23	7	4	1	2	87	878	.901	0	1	4
20	EVGENI NABOKOV	45	2575	3.10	16	19	7	2	1	133	1160	.885	0	1	18
TOTALS		82	4996	2.82	44	27	11	4	5	235	2180	.892	0	2	24

EVGENI NABOKOV and NOLAN SCHAEFER shared a shutout vs. Buffalo on Dec. 2, 2005.

GAME-BY-GAME RESULTS

GA	DATE	OPPONENT	RESULT	RECORD
1	10/5	@ NASHVILLE	2-3 L	0-1-0
2	10/7	@ CHICAGO	3-6 L	0-2-0
3	10/8	@ ST. LOUIS	7-6 W	1-2-0
4	10/12	COLUMBUS	4-1 W	2-2-0
5	10/15	CHICAGO	4-3 W	3-2-0
6	10/17	@ DETROIT	2-3 L*	3-2-1
7	10/19	@ MINNESOTA	1-4 L	3-3-1
8	10/21	@ COLUMBUS	1-4 L	3-4-1
9	10/22	@ NASHVILLE	1-2 L	3-5-1
10	10/26	@ DALLAS	5-4 W*	4-5-1
11	10/28	@ LOS ANGELES	5-4 W	5-5-1
12	10/29	CALGARY	3-2 W**	6-5-1
13	11/2	NASHVILLE	3-2 W*	7-5-1
14	11/4	@ ANAHEIM	1-0 W*	8-5-1
15	11/5	MINNESOTA	1-3 L	8-6-1
16	11/8	@ COLORADO	2-5 L	8-7-1
17	11/12	DALLAS	2-3 L**	8-7-2
18	11/16	VANCOUVER	1-3 L	8-8-2
19	11/19	PHOENIX	3-4 L**	8-8-3
20	11/21	@ EDMONTON	1-2 L**	8-8-4
21	11/23	@ CALGARY	2-3 L	8-9-4
22	11/24	@ VANCOUVER	2-3 L	8-10-4
23	11/26	DETROIT	6-7 L	8-11-4
24	11/30	@ DALLAS	1-4 L	8-12-4
25	12/2	@ BUFFALO	5-0 W	9-12-4
26	12/3	@ TORONTO	5-4 W	10-12-4
27	12/6	ATLANTA	5-3 W	11-12-4
28	12/8	FLORIDA	6-2 W	12-12-4
29	12/10	CAROLINA	4-3 W	13-12-4
30	12/16	WASHINGTON	4-1 W	14-12-4
31	12/18	@ ANAHEIM	4-5 L	14-13-4
32	12/20	ANAHEIM	4-2 W	15-13-4
33	12/22	@ PHOENIX	1-2 L	15-14-4
34	12/23	ST. LOUIS	1-2 L**	15-14-5
35	12/26	@ LOS ANGELES	3-4 L	15-15-5
36	12/28	PHOENIX	4-5 L	15-16-5
37	12/30	COLORADO	5-2 W	16-16-5
38	1/5	COLUMBUS	6-3 W	17-16-5
39	1/7	LOS ANGELES	3-2 W	18-16-5
40	1/10	@ BOSTON	6-2 W	19-16-5
41	1/12	@ OTTAWA	2-0 W	20-16-5
42	1/14	@ MONTREAL	2-6 L	20-17-5
43	1/16	TAMPA BAY	3-1 W	21-17-5
44	1/19	EDMONTON	2-3 L**	21-17-6
45	1/21	@ LOS ANGELES	4-3 W*	22-17-6
46	1/24	LOS ANGELES	4-1 W	23-17-6
47	1/26	ANAHEIM	0-2 L	23-18-6
48	1/28	@ PHOENIX	2-6 L	23-19-6
49	1/30	@ DALLAS	2-3 L*	23-19-7
50	2/1	@ ANAHEIM	6-4 W	24-19-7
51	2/2	MINNESOTA	2-3 L**	24-19-8
52	2/4	ANAHEIM	0-2 L	24-20-8
53	2/6	CALGARY	3-4 L	24-21-8
54	2/8	CHICAGO	2-1 W	25-21-8
55	2/10	DALLAS	6-3 W	26-21-8
56	2/12	@ PHOENIX	5-4 W*	27-21-8
57	2/28	DETROIT	5-1 W	28-21-8
58	3/3	@ EDMONTON	2-3 L	28-22-8
59	3/4	@ CALGARY	0-2 L	28-23-8
60	3/7	@ ANAHEIM	4-5 L*	28-23-9
61	3/9	EDMONTON	5-2 W	29-23-9
62	3/11	NASHVILLE	3-2 W*	30-23-9
63	3/13	LOS ANGELES	4-3 W	31-23-9
64	3/16	ST. LOUIS	5-2 W	32-23-9
65	3/18	DALLAS	3-4 L**	32-23-10
66	3/19	COLORADO	6-5 W	33-23-10
67	3/21	@ ST. LOUIS	6-0 W	34-23-10
68	3/23	@ DETROIT	0-4 L	34-24-10
69	3/25	@ MINNESOTA	5-1 W	35-24-10
70	3/26	@ CHICAGO	5-4 W*	36-24-10
71	3/28	@ COLUMBUS	1-4 L	36-25-10
72	3/30	PHOENIX	2-5 L	36-26-10
73	4/1	PHOENIX	3-4 L*	36-26-11
74	4/3	@ DALLAS	3-2 W*	37-26-11
75	4/5	@ COLORADO	2-1 W	38-26-11
76	4/6	@ LOS ANGELES	5-0 W	39-26-11
77	4/9	DALLAS	4-1 W	40-26-11
78	4/10	@ PHOENIX	3-2 W	41-26-11
79	4/12	@ VANCOUVER	5-4 W*	42-26-11
80	4/13	VANCOUVER	5-3 W	43-26-11
81	4/15	ANAHEIM	6-3 W	44-26-11
82	4/17	LOS ANGELES	0-4 L	44-27-11

* — OVERTIME

** — SHOOTOUT



2003-04 SEASON REVIEW

SEASON HIGHLIGHTS

- For the first time in franchise history, the San Jose Sharks advanced to the Western Conference Finals.
- The Sharks captured their second Pacific Division title by recording a franchise-best 104 points in the regular season.
- The Sharks set records in road points (47), shutouts (11) and most wins in a calendar month (10 — March).
- San Jose set a record by playing 11 consecutive home games without a loss from Nov. 15-Dec. 29 (7-0-4-0) and by recording eight consecutive home wins from Jan. 28-March 3.
- RW **Jonathan Cheechoo** set a franchise record with nine game-winning goals on the season.
- LW **Nils Ekman** set a franchise record by compiling a plus-30 plus/minus rating for the season.
- G **Evgeni Nabokov** set a franchise record with nine shutouts.
- D **Brad Stuart** scored two goals in the last 17 seconds of regulation on April 4, 2003 vs. Los Angeles.

MAJOR TRANSACTIONS

- Acquired C **Curtis Brown** from Buffalo in a three-team trade. Traded C Brad Boyes to Boston in exchange for D Jeff Jillson. Jillson was immediately sent to Buffalo along with the Sharks ninth-round selection (ninth round eliminated after 2004 NHL Entry Draft) in the 2005 NHL Entry Draft in exchange for Brown and D **Andy Delmore**. Delmore was then traded by San Jose to Boston for future considerations (all on March 9, 2004).
- Acquired D **Jason Marshall** from Minnesota in exchange for a fifth round selection (161st overall) in the 2004 NHL Entry Draft on March 3, 2004.
- Acquired a fifth round selection (152nd overall, traded to Florida on June 27, 2004) and future considerations from Calgary in exchange for LW Lynn Loyns on Jan. 9, 2004.
- Acquired a second round selection (35th overall, D Marc-Edouard Vlasic) in the 2005 NHL Entry Draft from Calgary in exchange for G Miikka Kiprusoff on Nov. 16, 2003.

PACIFIC DIVISION

	GP	W	L	T	OTL	GF	GA	PTS
SAN JOSE (2)	82	43	21	12	6	219	183	104
DALLAS (5)	82	41	26	13	2	194	175	97
LOS ANGELES (11)	82	28	29	16	9	205	217	81
ANAHEIM (12)	82	29	35	10	8	184	213	76
PHOENIX (13)	82	22	36	18	6	188	245	68

FINAL STATISTICS

P	NO	PLAYER	GP	G	A	PTS	PIM
C	12	PATRICK MARLEAU	80	28	29	57	24
L	28	NILS EKMAN	82	22	33	55	34
R	14	JONATHAN CHEECHOO	81	28	19	47	33
C	10	ALYN MCCAULEY	82	20	27	47	28
L	19	MARCO STURM	64	21	20	41	36
C	25	VINCENT DAMPHOUSSE	82	12	29	41	66
D	7	BRAD STUART	77	9	30	39	34
L	94	ALEXANDER KOROLYUK	63	19	18	37	18
C	15	WAYNE PRIMEAU	72	9	20	29	90
L	17	SCOTT THORNTON	80	13	14	27	84
C	18	MIKE RICCI	71	7	19	26	40
C	37	CURTIS BROWN	12	2	2	4	6
R	23	*NIKO DIMITRAKOS	68	9	15	24	49
D	4	KYLE MCLAREN	64	2	22	24	60
D	22	SCOTT HANNAN	82	6	15	21	48
D	42	*TOM PREISSING	69	2	17	19	12
D	2	MIKE RATHJE	80	2	17	19	46
D	44	*CHRISTIAN EHROFF	41	1	11	12	14
R	13	TODD HARVEY	47	4	5	9	38
D	6	JASON MARSHALL	12	0	2	2	8
C	16	MARK SMITH	36	1	3	4	72
R	27	SCOTT PARKER	50	1	3	4	101
D	5	*ROB DAVIDSON	55	0	3	3	92
D	21	JIM FAHEY	15	0	2	2	18
R	9	*MILAN MICHALEK	2	1	0	1	4
G	35	VESA TOSKALA	28	0	1	1	2
C	24	*BRAD BOYES	1	0	0	0	2
R	32	*MIROSLAV ZALESK	2	0	0	0	0
C	34	*PATRICK RISSMILLER	4	0	0	0	0
G	20	EVGENI NABOKOV	59	0	0	0	14

* — ROOKIE

GOALTENDERS

NO	GOALTENDER	GP	MIN	AVG	W	L	T	EN	SO	GA	SA	SV	%	G	API
35	VESA TOSKALA	28	1541	2.06	12	8	4	3	1	53	760	.930	0	1	2
20	EVGENI NABOKOV	59	3456	2.20	31	19	8	0	9	127	1610	.921	0	0	14
	TOTALS	82	5016	2.19	43	27	12	3	11	183	2373	.923	0	1	16

GAME-BY-GAME RESULTS

GA	DATE	OPPONENT	RESULT	RECORD
1	10/09	@EDMONTON	2-5 L	0-1-0-0
2	10/11	@CALGARY	2-3 L	0-2-0-0
3	10/12	@MINNESOTA	3-2 W	1-2-0-0
4	10/16	PHILADELPHIA	0-0 T	1-2-1-0
5	10/18	OTTAWA	1-4 L	1-3-1-0
6	10/21	ANAHEIM	0-2 L	1-4-1-0
7	10/23	CHICAGO	3-3 T	1-4-2-0
8	10/25	PHOENIX	4-4 T	1-4-3-0
9	10/28	@CAROLINA	0-3 L	1-5-3-0
10	10/31	@TAMPA BAY	2-2 T	1-5-4-0
11	11/01	@FLORIDA	6-2 W	2-5-4-0
12	11/02	@ATLANTA	2-2 T	2-5-5-0
13	11/05	@NEW JERSEY	2-3 O*	2-5-5-1
14	11/06	@BOSTON	5-5 T	2-5-6-1
15	11/08	@WASHINGTON	3-2 W	3-5-6-1
16	11/11	COLORADO	3-4 L	3-6-6-1
17	11/13	ST. LOUIS	3-4 O*	3-6-6-2
18	11/15	TORONTO	2-2 T	3-6-7-2
19	11/18	N.Y. RANGERS	2-2 T	3-6-8-2
20	11/21	@PHOENIX	5-0 W	4-6-8-2
21	11/22	NASHVILLE	3-1 W	5-6-8-2
22	11/26	CHICAGO	3-2 W	6-6-8-2
23	11/28	@MINNESOTA	2-1 W	7-6-8-2
24	11/30	@EDMONTON	2-1 W	8-6-8-2
25	12/02	@CALGARY	1-3 L	8-7-8-2
26	12/04	COLORADO	2-2 T	8-7-9-2
27	12/06	DALLAS	2-1 W	9-7-9-2
28	12/10	@ANAHEIM	2-3 L	9-8-9-2
29	12/11	EDMONTON	2-2 T	9-8-10-2
30	12/13	ANAHEIM	2-0 W	10-8-10-2
31	12/17	@DETROIT	2-3 O*	10-8-10-3
32	12/18	@ST. LOUIS	2-4 L	10-9-10-3
33	12/21	@ANAHEIM	2-1 W	11-9-10-3
34	12/22	ANAHEIM	2-1 W	12-9-10-3
35	12/26	LOS ANGELES	5-0 W	13-9-10-3
36	12/27	@LOS ANGELES	4-4 T	13-9-11-3
37	12/29	NASHVILLE	5-2 W	14-9-11-3
38	12/31	@COLUMBUS	1-0 W	15-9-11-3
39	1/2	@CHICAGO	1-2 L	15-10-11-3
40	1/3	@ST. LOUIS	3-1 W	16-10-11-3
41	1/5	@VANCOUVER	2-1 W	17-10-11-3
42	1/8	COLUMBUS	2-3 O*	17-10-11-4
43	1/10	ATLANTA	5-2 W	18-10-11-4
44	1/13	DALLAS	0-3 L	18-11-11-4
45	1/15	VANCOUVER	3-1 W	19-11-11-4
46	1/17	@COLORADO	2-1 W	20-11-11-4
47	1/19	DETROIT	2-1 W	21-11-11-4
48	1/21	@PHOENIX	4-2 W	22-11-11-4
49	1/22	PHOENIX	1-2 L	22-12-11-4
50	1/24	MINNESOTA	4-0 W	23-12-11-4
51	1/28	CALGARY	4-1 W	24-12-11-4
52	1/30	@DALLAS	1-3 L	24-13-11-4
53	1/31	@NASHVILLE	2-3 O*	24-13-11-5
54	2/3	FLORIDA	3-0 W	25-13-11-5
55	2/5	PHOENIX	5-0 W	26-13-11-5
56	2/10	@BUFFALO	1-2 L	26-14-11-5
57	2/11	@DETROIT	2-4 L	26-15-11-5
58	2/14	@COLUMBUS	2-1 W*	27-15-11-5
59	2/16	@PHILADELPHIA	5-2 W	28-15-11-5
60	2/18	@NASHVILLE	3-7 L	28-16-11-5
61	2/19	@CHICAGO	6-3 W	29-16-11-5
62	2/23	COLUMBUS	4-2 W	30-16-11-5
63	2/26	@VANCOUVER	2-3 O*	30-16-11-6
64	2/27	PITTSBURGH	4-2 W	31-16-11-6
65	2/29	ST. LOUIS	1-0 W	32-16-11-6
66	3/3	MONTREAL	4-3 W	33-16-11-6
67	3/5	@COLORADO	1-5 L	33-17-11-6
68	3/7	@DALLAS	0-4 L	33-18-11-6
69	3/9	MINNESOTA	3-4 L	33-19-11-6
70	3/11	N.Y. ISLANDERS	5-4 W	34-19-11-6
71	3/13	LOS ANGELES	3-1 W	35-19-11-6
72	3/16	@DALLAS	3-3 T	35-19-12-6
73	3/18	@LOS ANGELES	5-3 W	36-19-12-6
74	3/19	@ANAHEIM	4-2 W	37-19-12-6
75	3/21	EDMONTON	2-5 L	37-20-12-6
76	3/23	DETROIT	5-2 W	38-20-12-6
77	3/25	CALGARY	3-2 W	39-20-12-6
78	3/26	@PHOENIX	3-0 W	40-20-12-6
79	3/28	DALLAS	2-1 W*	41-20-12-6
80	3/31	@LOS ANGELES	3-0 W	42-20-12-6
81	4/2	VANCOUVER	1-4 L	42-21-12-6
82	4/4	LOS ANGELES	4-3 W*	43-21-12-6

* — OVERTIME

2002-03 SEASON REVIEW

SEASON HIGHLIGHTS

- Six players scored their first NHL goal — RW **Jonathan Cheechoo**, D **Jim Fahey**, LW **Lynn Loyns**, RW **Niko Dimitrakos**, D **Rob Davison** and **Rob Miroslav Zalesak**.
- **Jim Fahey** led all NHL rookie defensemen in points (1-19=20), despite playing in only 43 NHL games.
- **C Vincent Damphousse** became the 71st player to score 400 NHL goals with his tally on Oct. 17 at Edmonton.
- **C Patrick Marleau** played in his 400th NHL game on Oct. 19 vs. Colorado, the youngest current player (23 years, 34 days) to accomplish the feat and the youngest overall since Bob Carpenter in April 1986 (22 years, 268 days).
- RW **Teemu Selanne** was voted to the starting lineup for the Western Conference at the NHL All-Star Game.
- **G Evgeni Nabokov** became the franchise leader in games played, minutes played and decisions.

MAJOR TRANSACTIONS

- **Doug Wilson** named executive vice president and general manager, May 13, 2003.
- Executive Vice President and General Manager **Dean Lombardi** relieved of his duties, March 18, 2003.
- Acquired a second round selection in the 2003 NHL Entry Draft from Boston in exchange for D Dan McGillis. Acquired C Wayne Primeau from Pittsburgh in exchange for RW Matt Bradley, March 11, 2003.
- Acquired Colorado's third and fifth round selections in the 2003 NHL Entry Draft in exchange for D Bryan Marchant, March 8, 2003.
- Acquired C **Alyn McCauley**, **C Brad Boyes** and a first round draft selection in the 2003 NHL Entry Draft from Toronto in exchange for RW Owen Nolan, March 5, 2003.
- Acquired D **Kyle McLaren** and a fourth selection round in the 2004 NHL Entry Draft from Boston in exchange for **G Jeff Hackett** and **D Jeff Jyllson**. (Hackett previously acquired from Montreal in exchange for RW Niklas Sundstrom and a third round selection in the 2004 NHL Entry Draft), Jan. 23, 2003.
- Acquired D **Dan McGillis** from Philadelphia in exchange for D Marcus Ragnarsson, Dec. 6, 2002.
- Named **Ron Wilson** head coach and **Tim Hunter** and **Rob Zettler** assistant coaches, Dec. 4, 2002.
- Head Coach **Darryl Sutter** and Assistant Coaches **Rich Preston** and **Lorne Molleken** relieved of their duties, Dec. 1, 2002.

PACIFIC DIVISION

	GP	W	L	T	OTL	GF	GA	PTS
DALLAS (1)	82	46	17	15	4	245	169	111
ANAHEIM (7)	82	40	27	9	6	203	193	95
LOS ANGELES (10)	82	33	37	6	6	203	221	78
PHOENIX (11)	82	31	35	11	5	204	230	78
SAN JOSE (14)	82	28	37	9	8	214	239	73

FINAL STATISTICS

P	NO	PLAYER	GP	G	A	PTS	PIM
R	8	TEEMU SELANNE	82	28	36	64	30
C	25	VINCENT DAMPHOUSSE	82	23	38	61	66
C	12	PATRICK MARLEAU	82	28	29	57	33
L	19	MARCO STURM	82	28	20	48	16
R	11	BOWEN NOLAN	61	22	20	42	91
D	12	MIKE RYCI	75	11	23	34	53
D	2	MIKE RATHJE	82	7	22	29	48
C	10	ALYN MCCAULEY	(TOR) 64	6	9	15	16
		(SJ) 16	3	7	10	4	
		(TOTAL) 80	9	16	25	20	
L	22	SCOTT HANNAN	81	3	19	22	61
D	17	SCOTT THORNTON	41	9	12	21	41
D	21	*JIM FAHEY	43	1	19	20	33
R	13	TODD HARVEY	76	3	16	19	74
L	9	ADAM GRAMES	72	9	9	18	32
C	15	WAYNE PRIMEAU (PIT)	80	5	11	16	55
		(SJ) 7	1	1	2	0	
		(TOTAL) 77	6	12	18	55	
R	14	*JONATHAN CHEECHOO	66	9	7	16	39
D	3	*DAN MCGILLIS	37	3	13	16	30
C	16	MARK SMITH	75	4	11	15	64
D	7	BRAD STUART	36	4	10	14	46
R	23	*NIKO DIMITRAKOS	21	6	7	13	3
R	24	*NIKLAS SUNDSTROM	47	2	10	12	22
D	27	*BRYAN MARCHANT	67	2	9	11	108
D	4	KYLE MCLAREN	33	0	8	8	30
D	10	*MARCUS RAGNARSSON	26	1	7	8	30
D	5	*JEFF JYLLSON	33	0	6	6	39
R	28	*MATT BRADLEY	46	2	3	5	37
L	26	*LYNN LOYNS	19	3	0	3	19
R	46	*MIROSLAV ZALESAK	10	1	2	3	0
D	38	*ROB DAVISON	15	1	2	3	22
C	41	*RYAN KRAFT	7	0	1	1	0
D	23	*SHAWN HEINS	20	0	1	1	9
L	49	*CHAD WISEMAN	4	0	0	0	4
D	4	JOHN JAKOPIN	12	0	0	0	11
D	63	*JESSE FIBBER	16	0	0	0	2
D	20	EVGENI NABOKOV	55	0	0	0	10
G	29	*VESA TOSKALA	11	0	0	0	0
G	37	*MIIKKA KIPRUSOFF	22	0	0	0	0

GOALTENDERS

NO	GOALTENDER	GP	MINS	AVG	W	L	T	EN	SO	GA	SA	SV %	G	APIM
29	*VESA TOSKALA	11	537	2.35	4	3	1	1	21	287	927	0	0	0
20	EVGENI NABOKOV	55	3227	2.71	19	28	8	5	3	146	1561	.906	0	0
37	MIIKKA KIPRUSOFF	22	1189	3.25	5	14	0	1	6	53	537	.879	0	0
	TOTALS	82	4996	2.87	28	45	9	7	5	239	2392	.900	0	0

KEY: * — rookie — traded ** — includes OTL

GAME-BY-GAME RESULTS

GA	DATE	OPPONENT	RESULT	RECORD
1	10/10	DETROIT	3-6 L	0-1-0-0
2	10/12	VANCOUVER	3-5 L	0-2-0-0
3	10/17	EDMONTON	4-3 W	1-2-0-0
4	10/19	COLORADO	1-3 L	1-3-0-0
5	10/21	VANCOUVER	2-5 L	1-4-0-0
6	10/24	@ NASHVILLE	2-1 W	2-4-0-0
7	10/25	@ COLUMBUS	5-4 W	3-4-0-0
8	10/27	@ CHICAGO	2-3 L	3-5-0-0
9	10/29	@ DETROIT	2-3 L	3-6-0-0
10	10/31	@ MINNESOTA	1-2 O*	3-6-0-1
11	11/3	@ ANAHEIM	4-3 W	4-6-0-1
12	11/5	LOS ANGELES	5-2 W	5-6-0-1
13	11/7	NASHVILLE	2-2 T	5-6-1-1
14	11/9	MINNESOTA	2-4 L	5-7-1-1
15	11/11	N.Y. RANGERS	4-5 L	5-8-1-1
16	11/13	@ ATLANTA	2-3 O*	5-8-1-2
17	11/15	@ TAMPA BAY	2-4 L	5-9-1-2
18	11/16	@ FLORIDA	7-3 W	6-9-1-2
19	11/19	@ WASHINGTON	3-2 W	7-9-1-2
20	11/21	@ PHILADELPHIA	2-2 T	7-9-2-2
21	11/23	@ PITTSBURGH	1-4 L	7-10-2-2
22	11/25	@ ST. LOUIS	4-1 W	8-10-2-2
23	11/27	@ NASHVILLE	2-4 L	8-11-2-2
24	11/30	PHOENIX	2-3 L	8-12-2-2
25	12/3	@ PHOENIX	3-2 W*	9-12-2-2
26	12/6	COLUMBUS	3-2 W	10-12-2-2
27	12/7	NASHVILLE	2-4 L	10-13-2-2
28	12/12	PITTSBURGH	5-2 W	11-13-2-2
29	12/14	WASHINGTON	2-0 W	12-13-2-2
30	12/16	@ N.Y. RANGERS	1-2 O*	12-13-3-2
31	12/17	@ MONTREAL	3-1 W	13-13-3-2
32	12/19	@ OTTAWA	3-9 L	13-14-3-2
33	12/21	@ TORONTO	3-3 T	13-14-3-3
34	12/23	@ BOSTON	2-5 L	13-15-3-3
35	12/26	ANAHEIM	4-1 W	14-15-3-3
36	12/28	CHICAGO	3-3 T	14-15-4-3
37	12/30	PHILADELPHIA	2-1 W	15-15-4-3
38	1/2	DALLAS	1-3 L	15-16-4-3
39	1/4	COLORADO	1-6 L	15-17-4-3
40	1/6	EDMONTON	5-5 T	15-17-5-3
41	1/9	ST. LOUIS	1-4 L	15-18-5-3
42	1/11	VANCOUVER	3-0 W	16-18-5-3
43	1/13	@ LOS ANGELES	2-3 O*	16-18-5-4
44	1/16	BUFFALO	2-2 T	16-18-6-4
45	1/18	DALLAS	1-3 L	16-19-6-4
46	1/20	@ PHOENIX	1-3 L	16-20-6-4
47	1/22	NEW JERSEY	4-5 O*	16-20-6-5
48	1/25	MINNESOTA	4-1 W	17-20-6-5
49	1/27	@ LOS ANGELES	3-0 W	18-20-6-5
50	1/28	LOS ANGELES	3-1 W	19-20-6-5
51	1/30	ANAHEIM	3-4 L	19-21-6-5
52	2/5	CAROLINA	6-2 W	20-21-6-5
53	2/7	@ MINNESOTA	3-4 L	20-22-6-5
54	2/8	@ ST. LOUIS	1-4 L	20-23-6-5
55	2/10	@ DETROIT	4-5 L	20-24-6-5
56	2/12	@ COLUMBUS	0-1 L	20-25-6-5
57	2/14	@ CHICAGO	4-2 W	21-25-6-5
58	2/16	@ DALLAS	1-3 L	21-26-6-5
59	2/17	@ LOS ANGELES	2-3 L	21-27-6-5
60	2/19	N.Y. ISLANDERS	0-3 L	21-28-6-5
61	2/21	COLUMBUS	6-0 W	22-28-6-5
62	2/24	CALGARY	5-2 W	23-28-6-5
63	2/27	@ VANCOUVER	3-2 W	24-28-6-5
64	3/1	@ CALGARY	3-4 L	24-29-6-5
65	3/4	@ EDMONTON	1-2 L	24-30-6-5
66	3/6	MONTREAL	4-3 W*	25-30-6-5
67	3/8	@ PHOENIX	4-6 L	25-31-6-5
68	3/9	@ DALLAS	0-3 L	25-32-6-5
69	3/11	ST. LOUIS	2-4 L	25-33-6-5
70	3/13	@ ANAHEIM	2-3 O*	25-33-6-6
71	3/15	CALGARY	3-2 W	26-33-6-6
72	3/17	CHICAGO	2-3 O*	26-33-6-7
73	3/20	@ COLORADO	0-2 L	26-34-6-7
74	3/21	BOSTON	3-2 W	27-34-6-7
75	3/22	ANAHEIM	2-3 O*	27-34-6-8
76	3/24	TAMPA BAY	1-4 L	27-35-6-8
77	3/27	DETROIT	3-0 W	28-35-6-8
78	3/29	DALLAS	3-4 L	28-36-6-8
79	3/31	@ COLORADO	1-3 L	28-37-6-8
80	4/1	@ CALGARY	2-2 T	28-37-7-8
81	4/3	@ EDMONTON	3-3 T	28-37-8-8
82	4/6	PHOENIX	3-3 T	28-37-9-8

* — OVERTIME



2001-02 SEASON REVIEW

SEASON HIGHLIGHTS

- San Jose becomes just the second team in NHL history (N.Y. Islanders) to post six consecutive seasons of point improvement.
- The Sharks make the Stanley Cup Playoffs for a franchise-record sixth consecutive season.
- The Sharks win their first Pacific Division title, posting franchise records in wins (44) and points (99).
- The Sharks narrowly miss advancing to the Western Conference Finals, losing consecutive one-goal matches in Games Six and Seven to the Colorado Avalanche in the Western Conference Semifinals. The Sharks defeated the Phoenix Coyotes in the Western Conference Quarterfinals, 4-1.
- RW **Owen Nolan** becomes the Sharks all-time points leader with his 351st point as a Shark.
- The Sharks set a franchise record with a 10-game unbeaten streak (9-0-1-0) from Nov. 27-Dec. 19.
- The Sharks set a franchise record with a six-game road win streak (Dec. 6 -19).
- G **Evgeni Nabokov** sets franchise records in all-time wins (58), single-season wins (37), all-time shutouts (11) single-season shutouts (seven) and became the seventh NHL goaltender (first European-born NHL goaltender) to score a goal.
- The Sharks tie a franchise record by scoring 10 goals on March 30 vs. Columbus — the most ever at home.

MAJOR TRANSACTIONS

- Acquired LW **Adam Graves**, D **Rich Pilon** and future considerations from the N.Y. Rangers in exchange for RW Mikael Samuelsson, D Christian Gosselin and a seventh round selection in the 2002 NHL Entry Draft, June 24, 2001.

PACIFIC DIVISION

	GP	W	L	T	OTL	GF	GA	PTS
SAN JOSE (3)	82	44	27	8	3	248	199	99
PHOENIX (6)	82	40	27	9	6	228	210	95
LOS ANGELES (7)	82	40	27	11	4	214	190	95
DALLAS (10)	82	36	28	13	5	215	213	90
ANAHEIM (13)	82	29	42	8	3	175	198	69

FINAL STATISTICS

P	NO	PLAYER	GP	G	A	PTS	PIM
R	11	OWEN NOLAN	75	23	43	66	93
C	25	VINCENT DAMPHOUSSE	82	20	38	58	60
R	8	TEEMU SELANNE	82	29	25	54	40
C	18	MIKE RICCI	79	19	34	53	44
C	12	PATRICK MARLEAU	79	21	23	44	40
L	17	SCOTT THORNTON	77	26	16	42	116
L	19	MARCO STURM	77	21	20	41	32
R	24	NIKLAS SUNDSTROM	73	9	30	39	50
D	20	GARY SUTER	82	6	27	33	57
L	9	ADAM GRAVES	81	17	14	31	51
D	7	BRAD STUART	82	6	23	29	39
R	28	MATT BRADLEY	54	9	13	22	43
R	13	TODD HARVEY	69	9	13	22	73
D	27	BRYAN MARCHMENT	72	2	20	22	178
D	10	MARCUS RAGNARSSON	70	5	15	20	44
D	5	JEFF JILLSON	48	5	13	18	29
D	2	MIKE RATHJE	52	5	12	17	48
D	22	SCOTT HANNAN	75	2	12	14	57
L	32	STEPHANE MATTEAU	55	7	4	11	15
R	15	ALEXANDER KOROLYUK	32	3	7	10	14
C	16	MARK SMITH	49	3	6	7	72
G	35	EVGENI NABOKOV	67	1	3	4	14
D	23	SHAWN HEINS	17	0	2	2	24
D	3	STEVE BANCROFT	5	0	1	1	2
G	29	*VESA TOSKALA	1	0	0	0	0
R	26	MIKE CRAIG	2	0	0	0	2
R	50	*HANNES HYVONEN	6	0	0	0	0
G	37	*MIKKKA KIPRUOFF	20	0	0	0	4

* — ROOKIE

GOALTENDERS

NO	GOALTENDER	GP	MINS	AVG	W	L	T	EN	SO	GA	SA	SV %	G	APIM	
35	*VESA TOSKALA	1	10	0.00	0	0	0	0	0	2	1.000	0	0	0	
20	EVGENI NABOKOV	67	3901	2.29	37	24	5	7	149	1818	.918	1	3	14	
37	*M.KIPRUSOFF	20	1037	2.49	7	6	3	2	2	43	508	.915	0	0	4

** — INCLUDES OTL

GAME-BY-GAME RESULTS

GA	DATE	OPPONENT	RESULT	RECORD
1	10/4	DETROIT	3-4 L*	0-0-0-1
2	10/6	MINNESOTA	0-0 T	0-0-1-1
3	10/11	TAMPA BAY	4-3 W	1-0-1-1
4	10/13	BOSTON	3-2 W	2-0-1-1
5	10/16	@ MINNESOTA	3-3 T	2-0-2-1
6	10/18	@ NEW JERSEY	1-6 L	2-1-2-1
7	10/20	@ N.Y. ISLANDERS	2-2 T	2-1-3-1
8	10/22	@ N.Y. RANGERS	5-1 W	3-1-3-1
9	10/23	@ BUFFALO	1-4 L	3-2-3-1
10	10/25	@ CHICAGO	2-4 L	3-3-3-1
11	10/27	COLUMBUS	2-0 W	4-3-3-1
12	10/31	@ ANAHEIM	4-2 W	5-3-3-1
13	11/1	ATLANTA	5-2 W	6-3-3-1
14	11/3	VANCOUVER	5-1 W	7-3-3-1
15	11/6	@ ST. LOUIS	4-1 W	8-3-3-1
16	11/7	@ DALLAS	2-2 T	8-3-4-1
17	11/9	@ CAROLINA	2-3 L	8-4-4-1
18	11/11	@ CHICAGO	2-3 L*	8-4-4-2
19	11/14	@ ANAHEIM	4-2 W	9-4-4-2
20	11/15	@ PHOENIX	3-5 L	9-5-4-2
21	11/17	DALLAS	2-3 L*	9-5-4-3
22	11/21	MINNESOTA	0-2 L	9-6-4-3
23	11/24	@ LOS ANGELES	1-3 L	9-7-4-3
24	11/27	NASHVILLE	3-2 W	10-7-4-3
25	11/29	PITTSBURGH	5-0 W	11-7-4-3
26	11/30	@ ANAHEIM	5-2 W	12-7-4-3
27	12/4	CALGARY	2-2 T	12-7-5-3
28	12/6	@ CALGARY	3-1 W	13-7-5-3
29	12/8	@ VANCOUVER	5-3 W	14-7-5-3
30	12/11	EDMONTON	5-4 W*	15-7-5-3
31	12/14	@ COLORADO	3-0 W	16-7-5-3
32	12/17	@ DALLAS	4-1 W	17-7-5-3
33	12/19	@ ATLANTA	4-2 W	18-7-5-3
34	12/21	@ DETROIT	0-3 L	18-8-5-3
35	12/23	@ NASHVILLE	1-1 T	18-8-6-3
36	12/26	ANAHEIM	1-2 L	18-9-6-3
37	12/28	N.Y. RANGERS	3-5 L	18-10-6-3
38	12/30	PHOENIX	2-4 L	18-11-6-3
39	1/2	PHILADELPHIA	5-2 W	19-11-6-3
40	1/4	PHOENIX	5-3 W	20-11-6-3
41	1/5	FLORIDA	6-0 W	21-11-6-3
42	1/8	ST. LOUIS	2-6 L	21-12-6-3
43	1/9	@ PHOENIX	6-5 W	22-12-6-3
44	1/12	LOS ANGELES	2-3 L	22-13-6-3
45	1/15	@ COLORADO	1-0 W*	23-13-6-3
46	1/17	N.Y. ISLANDERS	3-2 W	24-13-6-3
47	1/19	COLORADO	1-3 L	24-14-6-3
48	1/21	EDMONTON	4-3 W	25-14-6-3
49	1/23	@ DETROIT	2-2 T	25-14-7-3
50	1/24	@ COLUMBUS	2-6 L	25-15-7-3
51	1/27	@ MONTREAL	1-3 L	25-16-7-3
52	1/29	@ TORONTO	3-4 L	25-17-7-3
53	1/30	@ PITTSBURGH	6-3 W	26-17-7-3
54	2/6	CALGARY	2-0 W	27-17-7-3
55	2/8	CHICAGO	4-2 W	28-17-7-3
56	2/10	CAROLINA	4-0 W	29-17-7-3
57	2/12	@ EDMONTON	3-2 W	30-17-7-3
58	2/26	@ NASHVILLE	5-1 W	31-17-7-3
59	2/28	@ WASHINGTON	5-2 W	32-17-7-3
60	3/1	@ TAMPA BAY	2-4 L	32-18-7-3
61	3/3	@ DALLAS	1-4 L	32-19-7-3
62	3/5	NASHVILLE	0-2 L	32-20-7-3
63	3/7	OTTAWA	5-2 W	33-20-7-3
64	3/9	VANCOUVER	2-0 W	34-20-7-3
65	3/10	@ VANCOUVER	7-4 W	35-20-7-3
66	3/13	ST. LOUIS	0-2 L	35-21-7-3
67	3/15	WASHINGTON	5-4 W	36-21-7-3
68	3/16	CHICAGO	2-2 T	36-21-8-3
69	3/18	LOS ANGELES	2-3 L	36-22-8-3
70	3/20	@ EDMONTON	1-2 L	36-23-8-3
71	3/21	@ CALGARY	4-1 W	37-23-8-3
72	3/23	@ LOS ANGELES	0-3 L	37-24-8-3
73	3/26	DALLAS	3-2 W	38-24-8-3
74	3/28	COLORADO	2-3 L	38-25-8-3
75	3/30	COLUMBUS	10-2 W	39-25-8-3
76	4/2	ANAHEIM	3-1 W	40-25-8-3
77	4/4	PHOENIX	5-2 W	41-25-8-3
78	4/6	DETROIT	6-3 W	42-25-8-3
79	4/8	@ MINNESOTA	1-3 L	42-26-8-3
80	4/10	@ COLUMBUS	5-3 W	43-26-8-3
81	4/11	@ ST. LOUIS	1-4 L	43-27-8-3
82	4/13	LOS ANGELES	3-1 W	44-27-8-3

* — OVERTIME

2000-01 SEASON REVIEW

SEASON HIGHLIGHTS

- The Sharks advanced to the Stanley Cup Playoffs for a franchise-record fourth consecutive season and became just the fifth franchise in NHL history to improve its point total for the fifth consecutive season, setting franchise records for wins (40) and points (95).
- The Sharks finished with the sixth-best road record in the NHL (fourth-best in the Western Conference) and set a franchise record with a 10-game unbeaten streak on the road.
- **G Evgeni Nabokov** received the Calder Memorial Trophy as the NHL's Rookie of the Year. "Nabby" set new franchise records for wins (32), goals-against average (2.19) and shutouts (six) en route to being named the "Sharks Player of the Year" and the PlayStation "Sharks Rookie of the Year." He was named to the NHL's 2001 World All-Star Team, NHL Rookie of the Month for November and December and "Sharks Player of the Month" for October and December. He's also the first NHL goaltender to reach 20 victories on the season.
- **C Vincent Damphousse** became the 59th NHL player to score 1,000 points when he assists on LW **Marco Sturm's** goal on Oct. 14 vs. Boston.
- **D Gary Suter** became the 153rd NHL player to appear in 1,000 games on Oct. 25 at Calgary. He also scored San Jose's first goal in a 3-1 win.

MAJOR TRANSACTIONS

- Acquired **D Jeff Norton** from the Pittsburgh Penguins in exchange for D Bobby Dollas and G Johan Hedberg, March 12, 2001.
- Acquired LW **Bill Lindsay** from the Calgary Flames in exchange for an eighth round pick (253rd overall, previously acquired from Minnesota) in the 2001 NHL Entry Draft, March 6, 2001.
- Acquired RW **Teemu Selanne** from Anaheim in exchange for LW Jeff Friesen, G Steve Shields and a second round selection (36th overall) in the 2003 NHL Entry Draft, March 3, 2001.
- Signed free agent **D Bobby Dollas**, Nov. 4, 2000.
- Signed LW/C **Scott Thornton** as a free agent, July 1, 2000.

PACIFIC DIVISION

	GP	W	L	T	OTL	GF	GA	PTS
DALLAS (3)	82	48	24	8	2	241	187	106
SAN JOSE (5)	82	40	27	12	3	217	192	95
LOS ANGELES (7)	82	38	28	13	3	252	228	92
PHOENIX (9)	82	35	27	17	3	214	212	90
ANAHEIM (15)	82	25	41	11	5	188	245	66

FINAL STATISTICS

P	NO	PLAYER	GP	G	A	PTS	PIM	
R	8	TEEMU SELANNE	(ANA)	61	26	33	59	36
		(SJ)	12	7	6	13	0	
		(TOTAL)	73	33	39	72	36	
C	14	PATRICK MARLEAU	81	25	27	52	22	
R	11	OWEN NOLAN	57	24	25	49	75	
R	24	NIKLAS SUNDSTROM	82	10	39	49	28	
C	25	VINCENT DAMPHOUSSE	45	9	37	46	62	
C	18	MIKE RICO	82	21	22	44	60	
L	17	SCOTT THORNTON	73	19	17	36	114	
L	39	&JEFF FRIESEN	64	12	24	36	56	
D	20	GARY SUTER	68	10	24	34	84	
L	19	MARCO STURM	81	14	18	32	28	
L	32	STEPHANE MATTEAU	80	13	19	32	32	
L	15	ALEXANDER KOROLYUK	70	12	13	25	41	
D	7	BRAD STUART	77	5	18	23	56	
R	9	TODD HARVEY	69	10	11	21	72	
D	27	BRYAN MARCHMENT	75	7	11	18	204	
D	22	SCOTT HANNAN	75	3	14	17	51	
D	10	MARCUS RAGNARSSON	68	3	12	15	44	
L	12	BILL LINDSAY	(CGY)	52	1	9	10	97
		(SJ)	16	0	4	4	29	
		(TOTAL)	68	1	13	14	126	
D	5	JEFF NORTON	(PIT)	32	2	10	12	20
		(SJ)	10	0	1	1	8	
		(TOTAL)	42	2	11	13	28	
D	40	MIKE RATHJE	81	0	11	11	48	
R	21	TONY GRANATO	60	4	5	9	65	
D	23	SHAWN HEINS	38	3	4	7	57	
C	26	JIM MONTGOMERY	28	1	6	7	19	
C	16	*MARK SMITH	42	2	2	4	51	
D	2	&BOBBY DOLLAS	16	1	1	2	14	
R	44	*MATT BRADLEY	21	1	1	2	19	
G	35	*EVGENI NABOKOV	66	0	2	2	8	
L	29	PAUL KRUSE	1	0	0	0	5	
C	28	*MIKAEL SAMUELSSON	4	0	0	0	0	
G	34	*MIKKKA KIPRUSOFF	5	0	0	0	0	
G	31	&STEVE SHIELDS	21	0	0	0	2	

GOALTENDERS

NO	GOALTENDER	GP	MINS	AVG	W	L	T	EN	SO	GA	SA	SV %	G	APIM
34	*MIKKKA KIPRUSOFF	5	154	1.95	2	1	0	1	0	51	902	0	0	0
35	*EVGENI NABOKOV	66	3700	2.19	32	21	7	3	6	135	1582	.915	0	2
31	&STEVE SHIELDS	21	1135	2.48	6	8	5	1	2	47	531	.911	0	2
TOTALS		82	5008	2.30	40	30	12	5	9	192	2169	.911	0	2

NABOKOV and KIPRUSOFF shared a shutout vs. MTL on March 12, 2001 * -- ROOKIE; & -- TRADED
** -- Includes OTL

GAME-BY-GAME RESULTS

GA	DATE	OPPONENT	RESULT	RECORD
1	10/6	ST. LOUIS	1-4 L	0-1-0-0
2	10/12	PHOENIX	2-1 W	1-1-0-0
3	10/14	BOSTON	5-2 W	2-1-0-0
4	10/18	@ DALLAS	1-2 L	2-2-0-0
5	10/20	@ MINNESOTA	3-1 W	3-2-0-0
6	10/21	@ NASHVILLE	5-3 W	4-2-0-0
7	10/24	@ CAROLINA	3-2 W	5-2-0-0
8	10/25	@ COLUMBUS	3-1 W	6-2-0-0
9	10/28	ATLANTA	2-2 T	6-2-1-0
10	11/1	PIZZBURGH	3-2 W	7-2-1-0
11	11/4	CAROLINA	4-1 W	8-2-1-0
12	11/5	@ VANCOUVER	2-2 T	8-2-2-0
13	11/8	@ CHICAGO	3-2 W*	9-2-2-0
14	11/9	@ COLUMBUS	2-5 L	9-3-2-0
15	11/11	@ NY ISLANDERS	4-0 W	10-3-2-0
16	11/14	@ NEW JERSEY	3-2 W	11-3-2-0
17	11/15	@ DETROIT	1-4 L	11-4-2-0
18	11/18	NY ISLANDERS	5-3 W	12-4-2-0
19	11/22	CHICAGO	4-1 W	13-4-2-0
20	11/25	NEW JERSEY	2-3 L	13-5-2-0
21	11/28	MINNESOTA	4-1 W	14-5-2-0
22	11/30	ANAHEIM	3-2 W*	15-5-2-0
23	12/3	@ EDMONTON	3-3 T	15-5-3-0
24	12/4	@ CALGARY	8-0 W	16-5-3-0
25	12/6	DALLAS	2-2 T	16-5-4-0
26	12/8	VANCOUVER	1-6 L	16-6-4-0
27	12/12	NY RANGERS	3-2 W	17-6-4-0
28	12/14	COLUMBUS	2-1 W	18-6-4-0
29	12/16	@ PHOENIX	2-1 W*	19-6-4-0
30	12/18	@ WASHINGTON	5-3 W	20-6-4-0
31	12/20	@ DETROIT	2-0 W	21-6-4-0
32	12/21	@ PHILADELPHIA	3-4 L	21-7-4-0
33	12/23	@ BUFFALO	2-5 L	21-8-4-0
34	12/26	@ LOS ANGELES	2-1 W	22-8-4-0
35	12/28	EDMONTON	2-2 T	22-8-5-0
36	12/30	VANCOUVER	3-6 T	22-9-5-0
37	1/1	@ PHOENIX	3-2 W	23-9-5-0
38	1/3	CALGARY	0-1 L	23-10-5-0
39	1/4	@ COLORADO	2-2 T	23-10-6-0
40	1/6	FLORIDA	3-1 W	24-10-6-0
41	1/9	BUFFALO	2-1 W	25-10-6-0
42	1/11	ST. LOUIS	6-3 W	26-10-6-0
43	1/13	NASHVILLE	3-5 L	26-11-6-0
44	1/15	DETROIT	2-3 L	26-12-6-0
45	1/17	CALGARY	4-4 T	26-12-7-0
46	1/20	COLORADO	1-2 L	26-13-7-0
47	1/22	@ EDMONTON	2-2 T	26-13-8-0
48	1/24	EDMONTON	6-1 W	27-13-8-0
49	1/26	@ DALLAS	2-1 W	28-13-8-0
50	1/27	@ ST. LOUIS	4-3 W*	29-13-8-0
51	1/30	COLORADO	1-3 L	29-14-8-0
52	2/1	DALLAS	2-4 L	29-15-8-0
53	2/6	@ CALGARY	1-1 T	29-15-9-0
54	2/8	@ VANCOUVER	0-0 T	29-15-10-0
55	2/10	CHICAGO	3-2 W*	30-15-10-0
56	2/14	@ CHICAGO	7-0 W	31-15-10-0
57	2/16	@ NASHVILLE	2-0 W	32-15-10-0
58	2/18	@ MINNESOTA	1-3 L	32-16-10-0
59	2/20	COLUMBUS	3-2 W*	33-16-10-0
60	2/21	@ ANAHEIM	0-1 L	33-17-10-0
61	2/23	ANAHEIM	3-1 W	34-17-10-0
62	2/26	@ ST. LOUIS	2-7 L	34-18-10-0
63	2/28	@ TORONTO	1-2 L	34-19-10-0
64	3/1	@ OTTAWA	4-8 L	34-20-10-0
65	3/3	@ BOSTON	2-3 L	34-21-10-0
66	3/6	@ TAMPA BAY	1-2 L*	34-21-10-1
67	3/7	@ FLORIDA	3-3 T	34-21-11-1
68	3/10	NASHVILLE	0-3 L	34-22-11-1
69	3/12	MONTREAL	3-0 W	35-22-11-1
70	3/14	LOS ANGELES	1-4 L	35-23-11-1
71	3/17	@ LOS ANGELES	0-1 L*	35-23-11-2
72	3/18	DETROIT	4-6 L	35-24-11-2
73	3/20	@ COLORADO	1-4 L	35-25-11-2
74	3/22	OTTAWA	1-2 L	35-26-11-2
75	3/26	@ LOS ANGELES	0-0 T	35-26-12-2
76	3/27	LOS ANGELES	3-2 W*	36-26-12-2
77	3/29	ANAHEIM	7-4 W	37-26-12-2
78	3/31	@ PHOENIX	1-3 L	37-27-12-2
79	4/2	MINNESOTA	4-2 W	38-27-12-2
80	4/5	PHOENIX	3-0 W	39-27-12-2
81	4/7	DALLAS	4-5 L*	39-27-12-3
82	4/8	@ ANAHEIM	4-1 W	40-27-12-3

* -- OVERTIME



1999-2000 SEASON REVIEW

SEASON HIGHLIGHTS

- Sharks upset the President's Trophy-winning St. Louis Blues in the Stanley Cup Playoffs in seven games. The team improved its points total for the fourth consecutive season, setting a new franchise mark for points (87).
- Team sets a franchise record for winning percentage (.530).
- RW **Owen Nolan** and LW **Jeff Friesen** record the Sharks first dual hat trick game on Oct. 4, 1999 to defeat the Chicago Blackhawks, 7-1.
- G **Steve Shields** is named NHL Player of the Week for Oct. 11-17, posting a 3-0-0 record, .083 GAA and a .979 save percentage. He set the franchise record for scoreless streak by a goaltender at 141:46.
- RW **Owen Nolan** was named NHL Player of the Week for Dec. 6-12 with six points (4-2=6) and a plus-5 rating in three games. He would go on to set franchise records for most points (84), goals (44), and PP goals (18) and would finish fifth in voting for the Hart Trophy as the league's MVP.
- D **Brad Stuart** was named as a finalist (second) for the Calder Memorial Trophy. He is also named to the NHL's All-Rookie Team. C **Mike Ricci** was named as a finalist (third) for the Frank J. Selke Trophy.

MAJOR TRANSACTIONS

- Named **Rich Preston** and **Cap Raeder** assistant coaches, June 24, 2000.
- To prevent the loss of G **Evgeni Nabokov** in the NHL Expansion Draft, the Sharks trade RW Jan Caloun, a ninth round selection in the 2000 NHL Entry Draft and future considerations to Columbus for future considerations and trade D Andy Sutton, a seventh round selection in 2000 and a third round selection in 2001 to Minnesota in exchange for an eighth round selection in 2001 and future considerations on June 12, 2000.
- Re-signed Head Coach **Darryl Sutter** on June 5, 2000.
- Acquired RW **Todd Harvey** and a fourth round selection in the 2001 NHL Entry Draft from the New York Rangers in exchange for RW Radek Dvorak (previously acquired from Florida in exchange for G Mike Vernon and a third round selection in the 2000 NHL Entry Draft) on Dec. 30, 1999.

PACIFIC DIVISION

	GP	W	L	T	OTL	GF	GA	PTS
DALLAS (2)	82	43	29	10	6	211	184	102
LOS ANGELES (5)	82	39	31	12	4	245	228	94
PHOENIX (6)	82	39	35	8	4	232	228	90
SAN JOSE (8)	82	35	37	10	7	225	214	87
ANAHEIM (9)	82	34	36	12	3	217	227	83

FINAL STATISTICS

P	NO	PLAYER	GP	G	A	PTS	PIM
R	11	OWEN NOLAN	78	44	40	84	110
C	25	VINCENT DAMPHOUSSE	82	21	49	70	58
L	39	JEFF FRIESEN	82	26	35	61	47
C	18	MIKE RICCI	82	20	24	44	60
C	14	PATRICK MARLEAU	81	17	23	40	36
R	24	NIKLAS SUNDSTROM	79	12	25	37	22
D	7	*BRAD STUART	82	10	26	36	32
R	15	ALEX KOROLYUK	57	14	21	35	35
D	20	GARY SUTER	76	6	28	34	52
L	19	MARCO STURM	74	12	15	27	22
L	32/37	STEPHANE MATTEAU	69	12	12	24	61
D	5	JEFF NORTON	62	0	20	20	49
R	9	TODD HARVEY (SJ)	40	8	4	12	78
		(NYR)	31	3	3	6	62
		(TOTAL)	71	11	7	18	140
D	10	MARCUS RAGNARSSON	63	3	13	16	38
D	40	MIKE RATHJE	66	2	14	16	31
R	21	TONY GRANATO	48	6	7	13	39
C	12	RON SUTTER	78	5	6	11	34
R	22	RONNIE STERN	67	4	5	9	151
L	26	DAVE LOWRY	32	1	4	5	18
D	27	BRYAN MARCHMENT	49	0	4	4	72
D	43	*SCOTT HANNAN	30	1	2	3	10
D	42	ANDY SUTTON	40	1	1	2	80
L	32	MURRAY CRAVEN	19	0	2	2	4
R	33	BRANT MYHRES	13	0	1	1	97
D	3	BOB ROUSE	26	0	1	1	19
G	31	STEVE SHIELDS	67	0	1	1	29
D	23	*SHAWN HEINS	1	0	0	0	2
G	35	*EVGENI NABOKOV	11	0	0	0	0
G	29	MIKE VERNON	15	0	0	0	0

GOALTENDERS

NO	GOALTENDER	GP	MIN	AVG	W	L	T	EN	SO	GA	SA	SV %	G	API
35	*EVGENI NABOKOV	11	414	2.17	2	2	1	2	1	15	166	.910	0	0
29	& MIKE VERNON	15	772	2.49	6	5	1	0	0	32	360	.911	0	0
31	STEVE SHIELDS	67	3797	2.56	27	30	8	3	4	162	1826	.911	0	1
	TOTALS	82	5004	2.57	35	37	10	5	5	214	2357	.909	0	1

* - ROOKIE & - TRADED

GAME-BY-GAME RESULTS

GA	DATE	OPPONENT	RESULT	RECORD
1	10/2	CALGARY	5-3 W	1-0-0-0
2	10/4	CHICAGO	7-1 W	2-0-0-0
3	10/7	EDMONTON	3-2 W*	3-0-0-0
4	10/9	DALLAS	2-3 L	3-1-0-0
5	10/11	@ ANAHEIM	3-5 L	3-2-0-0
6	10/13	@ DALLAS	2-0 W	4-2-0-0
7	10/14	@ NASHVILLE	5-1 W	5-2-0-0
8	10/16	@ WASHINGTON	3-2 W	6-2-0-0
9	10/19	@ N.Y. RANGERS	2-1 W	7-2-0-0
10	10/20	@ DETROIT	3-6 L	7-3-0-0
11/0/23		BOSTON	1-3 L	7-4-0-0
12	10/24	@ LOS ANGELES	3-4 L	7-5-0-0
13	10/28	NASHVILLE	3-2 W	8-5-0-0
14	10/30	PITTSBURGH	1-1 T	8-5-1-0
15	10/31	WASHINGTON	2-1 W	9-5-1-0
16	11/3	PHOENIX	6-3 W	10-5-1-0
17	11/5	PHILADELPHIA	1-3 L	10-6-1-0
18	11/6	DALLAS	2-1 W	11-6-1-0
19	11/9	@ VANCOUVER	4-4 T	11-6-2-0
20	11/10	@ CALGARY	3-4 L*	11-7-2-1
21	11/13	@ PHILADELPHIA	2-3 L	11-8-2-1
22	11/15	@ TORONTO	2-4 L	11-9-2-1
23	11/16	@ MONTREAL	4-1 W	12-9-2-1
24	11/18	@ OTTAWA	4-1 W	13-9-2-1
25	11/20	@ ST. LOUIS	1-1 T	13-9-3-1
26	11/23	MONTREAL	2-3 L*	13-10-3-2
27	11/27	@ LOS ANGELES	1-4 L	13-11-3-2
28	11/28	NEW JERSEY	4-3 W*	14-11-3-2
29	12/1	@ DETROIT	2-4 L	14-12-3-2
30	12/2	@ PITTSBURGH	5-2 W	15-12-3-2
31	12/4	@ ST. LOUIS	2-4 L	15-13-3-2
32	12/6	TAMPA BAY	3-3 T	15-13-4-2
33	12/8	COLORADO	4-2 W	16-13-4-2
34	12/10	ATLANTA	4-1 W	17-13-4-2
35	12/14	CHICAGO	2-5 L	17-14-4-2
36	12/19	@ PHOENIX	3-4 L	17-15-4-2
37	12/20	DETROIT	3-4 L	17-16-4-2
38	12/22	LOS ANGELES	2-1 W	18-16-4-2
39	12/26	ANAHEIM	0-1 L	18-17-4-2
40	12/27	@ DALLAS	3-1 W	19-17-4-2
41	12/30	@ ST. LOUIS	1-2 L*	19-18-4-3
42	1/1	@ NASHVILLE	2-3 L	19-19-4-3
43	1/2	@ CHICAGO	4-1 W	20-19-4-3
44	1/5	@ EDMONTON	1-1 T	20-19-5-3
45	1/8	FLORIDA	2-4 L	20-20-5-3
46	1/11	ST. LOUIS	2-5 L	20-21-5-3
47	1/15	LOS ANGELES	3-2 W*	21-21-5-3
48	1/17	@ CHICAGO	4-5 L*	21-22-5-4
49	1/19	@ COLORADO	0-0 T	21-22-6-4
50	1/22	ANAHEIM	4-3 W	22-22-6-4
51	1/23	@ PHOENIX	2-3 L*	22-23-6-5
52	1/25	COLORADO	3-4 L	22-24-6-5
53	1/28	@ VANCOUVER	1-4 L	22-25-6-5
54	1/29	N.Y. ISLANDERS	2-3 L*	22-26-6-6
55	2/1	PHOENIX	0-1 L*	22-27-6-7
56	2/3	@ COLORADO	3-3 T	22-27-7-7
57	2/8	@ TAMPA BAY	8-0 W	23-27-7-7
58	2/9	@ FLORIDA	1-4 L	23-28-7-7
59	2/11	@ ATLANTA	3-0 W	24-28-7-7
60	2/13	@ NEW JERSEY	1-3 L	24-29-7-7
61	2/15	@ N.Y. ISLANDERS	4-1 W	25-29-7-7
62	2/18	@ ANAHEIM	4-4 T	25-29-8-7
63	2/23	ST. LOUIS	1-4 L	25-30-8-7
64	2/26	LOS ANGELES	6-3 W	26-30-8-7
65	2/29	ANAHEIM	2-4 L	26-31-8-7
66	3/2	NASHVILLE	4-3 W	27-31-8-7
67	3/4	CAROLINA	2-5 L	27-32-8-7
68	3/6	N.Y. RANGERS	2-1 W	28-32-8-7
69	3/8	DETROIT	1-1 T	28-32-9-7
70	3/13	CALGARY	5-3 W	29-32-9-7
71	3/15	BUFFALO	6-5 W*	30-32-9-7
72	3/17	@ ANAHEIM	2-4 L	30-33-9-7
73	3/19	@ DALLAS	3-5 L	30-34-9-7
74	3/22	VANCOUVER	4-3 W	31-34-9-7
75	3/24	PHOENIX	5-1 W	32-34-9-7
76	3/27	EDMONTON	1-2 L	32-35-9-7
77	3/29	@ LOS ANGELES	11-1 T	32-35-10-7
78	4/1	@ CALGARY	0-3 L	32-36-10-7
79	4/3	@ EDMONTON	1-0 W	33-36-10-7
80	4/5	DALLAS	5-2 W	34-36-10-7
81	4/7	@ PHOENIX	3-1 W	35-36-10-7
82	4/9	VANCOUVER	2-5 L	35-37-10-7

* - OVERTIME

1998-99 SEASON REVIEW

SEASON HIGHLIGHTS

- Tied or set six club records, including most ties (18), lowest goals-against average (2.28), fewest goals against (191), short-handed goals against (4, T-1st in NHL), and shutouts (8).
- Winning percentage of .488 tied all-time mark set in 1993-94.
- Trade deadline acquisition **C Vincent Damphousse** scores 13 points (7-6=13) in 12 games with San Jose to help boost the Sharks into the Stanley Cup Playoffs for the second consecutive season.
- Head Coach **Darryl Sutter** becomes franchise's all-time winningest coach with his 56th win at Vancouver on March 3, surpassing Kevin Constantine's 55 wins.
- RW **Owen Nolan** becomes fifth team captain in franchise history, Oct. 28, 1998.

MAJOR TRANSACTIONS

- Acquired RW **Niklas Sundstrom** and a third round selection in the 2000 NHL Entry Draft from Tampa Bay in exchange for LW Shawn Burr, D Andrei Zyuzin, LW Steve Guolla and D Bill Houlder on Aug. 4, 1999.
- Acquired **C Vincent Damphousse** from Montreal in exchange for a fifth round selection in the 1999 NHL Entry Draft, a first round selection in the 2000 NHL Entry Draft and a second round selection in the 2001 NHL Entry Draft on March 23, 1999.
- Acquired D **Jeff Norton** from Florida in exchange for LW Alex Hicks and a fifth round selection in the 1999 NHL Entry Draft on Nov. 11, 1999.
- Acquired G **Johan Hedberg** from Philadelphia in exchange for a seventh round selection in the 1999 NHL Entry Draft on July 6, 1998.

PACIFIC DIVISION

	GP	W	L	T	OTL	GF	GA	PTS
DALLAS (1)	82	51	19	12	236	168	114	.695
PHOENIX (4)	82	39	31	12	205	197	90	.549
ANAHEIM (6)	82	35	34	13	215	206	83	.506
SAN JOSE (7)	82	31	33	18	196	191	80	.488
LOS ANGELES (11)	82	32	45	5	189	222	69	.421

FINAL STATISTICS

P	NO	PLAYER	GP	G	A	PTS	PIM
L	39	JEFF FRIESEN	78	22	35	57	42
C	25	V. DAMPHOUSSE (MTL)	65	12	24	36	46
		(SJ)	12	7	6	13	4
		(TOTAL)	77	19	30	49	50
R	17	JOE MURPHY	76	25	23	48	73
C	14	PATRICK MARLEAU	81	21	24	45	24
R	11	OWEN NOLAN	78	19	26	45	129
C	18	MIKE RICCI	82	13	26	39	68
L	19	MARCO STURM	78	16	22	38	52
D	2	BILL HOULDER	76	9	23	32	40
R	15	*ALEX KOROLYUK	55	12	18	30	26
R	37	STEPHANE MATTEAU	68	8	15	23	73
D	5	JEFF NORTON (FLA)	3	0	0	0	2
		(SJ)	69	4	18	22	42
		(TOTAL)	72	4	18	22	44
R	22	RONNIE STERN	78	7	9	16	158
L	26	DAVE LOWRY	61	6	9	15	24
D	40	MIKE RATHJE	82	5	9	14	36
L	32	MURRAY CRAVEN	43	4	10	14	18
D	10	MARCUS RAGNARSSON	74	0	13	13	66
L	21	TONY GRANATO	35	6	6	12	54
D	3	BOB ROUSE	70	0	11	11	44
C	12	RON SUTTER	59	3	6	9	40
D	27	BRYAN MARCHMENT	59	2	6	8	101
D	4	ANDREI ZYUZIN	25	3	1	4	38
L	36	STEPHEN GUOLLA	14	2	2	4	6
D	42	*ANDY SUTTON	31	0	3	3	65
C	8	JARROD SKALDE	17	1	1	2	4
D	6	*SCOTT HANNAN	5	0	2	2	6
C	9	BERNIE NICHOLLS	10	0	2	2	4
R	33	BRANTT MYHRES	30	1	0	1	116
C	13	JAMIE BAKER	1	0	1	1	0
L	7	SHAWN BURR	18	0	1	1	29
G	31	STEVE SHIELDS	37	0	1	1	6
R	25	MIKE CRAIG	1	0	0	0	0
D	20	GARY SUTER	1	0	0	0	0
G	30	SEAN GAUTHIER	1	0	0	0	0
D	23	*SHAWN HEINS	5	0	0	0	13
G	29	MIKE VERNON	49	0	0	0	8

GOALTENDERS

NO	GOALTENDER	GP	MIN	AVG	W	L	T	SO	GA
30	SEAN GAUTHIER	1	3	.00	0	0	0	0	0
31	STEVE SHIELDS	37	2162	2.22	15	11	8	4	80
29	MIKE VERNON	49	2831	2.27	16	22	10	4	107
	TOTALS	82	5016	2.28	31	33	18	8	191

* — ROOKIE

GAME-BY-GAME RESULTS

GA	DATE	OPPONENT	RESULT	RECORD
1	10/9	@ CALGARY (TOKYO)	3-3 T	0-0-1
2	10/10	CALGARY (TOKYO)	3-5 L	0-1-1
3	10/18	BOSTON	0-3 L	0-2-1
4	10/20	@ PHILADELPHIA	1-3 L	0-3-1
5	10/22	@ CHICAGO	2-2 T	0-3-2
6	10/24	@ DALLAS	1-2 L	0-4-2
7	10/28	PHOENIX	2-4 L	0-5-2
8	10/29	@ COLORADO	2-4 L	0-6-2
9	10/31	TAMPA BAY	6-1 W	1-6-2
10	11/4	DALLAS	4-0 W	2-6-2
11	11/6	@ ANAHEIM	2-2 T	2-6-3
12	11/7	ST. LOUIS	2-2 T	2-6-4
13	11/10	NASHVILLE	2-4 L	2-7-4
14	11/12	CAROLINA	3-0 W	3-7-4
15	11/18	LOS ANGELES	5-4 W	4-7-4
16	11/20	PHOENIX	1-2 L*	4-8-4
17	11/21	N.Y. RANGERS	2-2 T	4-8-5
18	11/23	@ DALLAS	2-3 L	4-9-5
19	11/25	@ CAROLINA	0-3 L	4-10-5
20	11/27	@ ST. LOUIS	4-2 W	5-10-5
21	11/29	@ DETROIT	1-4 L	5-11-5
22	12/2	DALLAS	0-3 L	5-12-5
23	12/4	DETROIT	2-2 T	5-12-6
24	12/6	ANAHEIM	1-2 L	5-13-6
25	12/9	@ DALLAS	3-3 T	5-13-7
26	12/10	@ NASHVILLE	1-2 L	5-14-7
27	12/12	WASHINGTON	2-1 W	6-14-7
28	12/15	N.Y. ISLANDERS	0-1 L	6-15-7
29	12/17	NASHVILLE	3-1 W	7-15-7
30	12/19	COLORADO	2-1 W	8-15-7
31	12/23	@ EDMONTON	5-3 W	9-15-7
32	12/26	VANCOUVER	2-0 W	10-15-7
33	12/28	PHILADELPHIA	1-1 T	10-15-8
34	12/30	@ LOS ANGELES	1-5 L	10-16-8
35	1/2	@ N.Y. ISLANDERS	4-3 W*	11-16-8
36	1/4	@ N.Y. RANGERS	3-4 L	11-17-8
37	1/5	@ NEW JERSEY	3-3 T	11-17-9
38	1/7	@ NASHVILLE	4-3 W	12-17-9
39	1/9	BUFFALO	2-2 T	12-17-10
40	1/11	LOS ANGELES	4-0 W	13-17-10
41	1/13	DALLAS	1-2 L	13-18-10
42	1/15	PITTSBURGH	3-2 W	14-18-10
43	1/16	CALGARY	3-3 T	14-18-11
44	1/18	NEW JERSEY	3-1 W	15-18-11
45	1/21	EDMONTON	3-3 T	15-18-12
46	1/26	ST. LOUIS	0-3 L	15-19-12
47	1/30	@ COLORADO	0-5 L	15-20-12
48	2/1	CHICAGO	5-1 W	16-20-12
49	2/4	@ PHOENIX	1-3 L	16-21-12
50	2/6	@ LOS ANGELES	0-2 L	16-22-12
51	2/8	@ PHOENIX	3-0 W	17-22-12
52	2/10	@ CHICAGO	5-2 W	18-22-12
53	2/11	@ ST. LOUIS	5-1 W	19-22-12
54	2/13	@ TAMPA BAY	3-1 W	20-22-12
55	2/15	@ FLORIDA	2-2 T	20-22-13
56	2/17	@ DETROIT	1-3 L	20-23-13
57	2/19	@ BUFFALO	2-4 L	20-24-13
58	2/20	@ WASHINGTON	1-3 L	20-25-13
59	2/24	VANCOUVER	1-1 T	20-25-14
60	2/26	@ ANAHEIM	1-3 L	20-26-14
61	2/27	ANAHEIM	1-4 L	20-27-14
62	3/1	@ CALGARY	2-1 W	21-27-14
63	3/2	@ VANCOUVER	4-3 W	22-27-14
64	3/6	CHICAGO	0-4 L	22-28-14
65	3/9	PHOENIX	4-2 W	23-28-14
66	3/12	DETROIT	2-0 W	24-28-14
67	3/13	OTTAWA	3-2 W	25-28-14
68	3/17	FLORIDA	4-2 W	26-28-14
69	3/20	@ BOSTON	2-2 T	26-28-15
70	3/22	@ MONTREAL	1-1 T	26-28-16
71	3/24	@ TORONTO	8-5 W	27-28-16
72	3/26	@ OTTAWA	1-1 T	27-28-17
73	3/28	@ EDMONTON	2-5 L	27-29-17
74	3/31	COLORADO	2-3 L	27-30-17
75	4/2	@ VANCOUVER	7-0 W	28-30-17
76	4/3	VANCOUVER	5-2 W	29-30-17
77	4/6	@ PHOENIX	1-0 W	30-30-17
78	4/8	@ LOS ANGELES	2-3 L	30-31-17
79	4/9	@ ANAHEIM	4-1 W	31-31-17
80	4/12	EDMONTON	4-5 L*	31-32-17
81	4/16	LOS ANGELES	0-2 L	31-33-17
82	4/17	ANAHEIM	3-3 T	31-33-18

* — OVERTIME



1997-98 SEASON REVIEW

SEASON HIGHLIGHTS

- Set a franchise record for most wins (34).
- Sharks qualify for the Stanley Cup Playoffs after a two-year absence.
- Posted a seven-game unbeaten streak, April 1-6 (4-0-3).
- LW **Jeff Friesen** (63 points) became the youngest NHL player (21 years old) ever to lead his team in scoring.
- Team posts second-highest point total ever (78) (34-38-10).

MAJOR TRANSACTIONS

- Acquired a first round selection (third overall, D Brad Stuart) and second round selection (29th overall, RW Jonathan Cheechoo) in the 1998 NHL Entry Draft from Nashville in exchange for San Jose's first round selection (second overall) and second round selection (85th overall) in the 1998 NHL Entry Draft.
- Acquired **G Steve Shields** and a fourth round selection in the 1998 NHL Entry Draft from Buffalo Sabres in exchange for G Kay Whitmore, a second round selection in 1998 (from Colorado) and future considerations on June 26, 1998.
- Acquired **D Bryan Marchment** and **D David Shaw** from Tampa Bay in exchange for LW Andrei Nazarov and Tampa Bay's option to swap first round picks in the 1998 NHL Entry Draft on March 24, 1998.
- Acquired **C Mike Ricci** and a second round selection in the 1998 NHL Entry Draft from Colorado in exchange for RW Shean Donovan and a first round selection in the 1998 NHL Entry Draft on Nov. 20, 1997.
- Acquired **G Mike Vernon** from Detroit in exchange for second round draft selections in the 1998 and 1999 NHL Entry Drafts on Aug. 18, 1997.
- Acquired LW **Stephane Matteau** from St. Louis in exchange for C Darren Turcotte on July 25, 1997.
- Acquired LW **Murray Craven** from Chicago in exchange for LW Petri Varis and a sixth round selection in the 1998 NHL Entry Draft on July 24, 1997.

PACIFIC DIVISION

	GP	W	L	T	OTL	GF	GA	PTS
COLORADO (2)	82	39	26	17	231	205	95	579
LOS ANGELES (5)	82	38	33	11	227	225	87	530
EDMONTON (7)	82	35	37	10	215	224	80	488
SAN JOSE (8)	82	34	38	10	210	216	78	476
CALGARY (11)	82	26	41	15	217	252	67	409
ANAHEIM (12)	82	26	43	13	205	261	65	396
VANCOUVER (13)	82	25	43	14	224	273	64	390

FINAL STATISTICS

P	NO	PLAYER	GP	G	A	PTS	PIM
L	39	JEFF FRIESEN	79	31	32	63	40
R	15	JOHN MACLEAN	(NJ)	26	3	8	11
		(SJ)	51	13	19	32	28
		(TOTAL)	77	16	27	43	4
R	11	OWEN NOLAN	75	14	27	41	144
C	14	"PATRICK MARLEAU	74	13	19	32	14
D	2	BILL HOULDER	82	7	25	32	48
L	19	"MARCO STURM	74	10	20	30	40
L	37	STEPHANE MATTEAU	73	15	14	29	60
L	22	MURRAY CRAVEN	67	12	17	29	25
C	9	BERNIE NICHOLLS	60	6	22	28	26
C	18	MIKE RICCI	(COL)	6	0	4	2
		(SJ)	59	9	14	23	30
		(TOTAL)	65	9	18	27	32
R	21	TONY GRANATO	59	16	9	25	70
D	10	MARCUS RAGNARSSON	79	5	20	25	65
R	17	JOE MURPHY	(STL)	27	4	9	13
		(SJ)	10	5	4	9	14
		(TOTAL)	37	9	13	22	36
D	5	8TODD GILL	64	8	13	21	31
D	40	MIKE RATHJE	81	3	12	15	59
D	20	"ANDREI ZVUZIN	56	6	7	13	66
D	27	BRYAN MARCHMENT	(EDM)	27	0	4	4
		(TB)	22	2	4	6	43
		(SJ)	12	0	3	3	43
		(TOTAL)	61	2	11	13	144
L	28	SHAWN BURR	42	6	6	12	50
D	33	MARTY MCSORLEY	56	2	10	12	140
C	16	JARROD SKALDE	(SJ)	22	4	6	10
		(CHI)	4	0	1	1	2
		(DAL)	1	0	0	0	0
		(CHI)	3	0	0	0	2
		(TOTAL)	30	4	7	11	18
D	5	DOUG BODGER	28	4	6	10	32
D	43	AL IAFRATE	21	2	7	9	28
C	12	RON SUTTER	57	2	7	9	22
L	26	DAVE LOWRY	(FLA)	7	0	0	0
		(SJ)	50	4	4	8	51
		(TOTAL)	57	4	4	8	53
R	25	VIKTOR KOZLOV	18	5	2	7	2
R	12	SHEAN DONOVAN	20	3	3	6	22
R	27	"ALEXANDER KOROLYUK	19	2	3	5	6
D	7	RICHARD BRENNAN	11	1	2	3	2
L	17	STEPHEN GUOLLA	7	1	1	2	0
L	62	ANDREI NAZAROV	40	1	1	2	112
G	29	MIKE VERNON	62	0	3	0	24
L	24	BARRY POTOMSKI	9	0	1	1	30
G	30	JASON MUZZATTI	(NYR)	6	0	0	0
		(SJ)	1	0	0	0	0
		(TOTAL)	7	0	0	0	10
D	5	KEN SUTTON	(NJ)	13	0	0	0
		(SJ)	8	0	0	0	15
		(TOTAL)	21	0	0	0	21
G	32	KELLY HRUDEY	28	0	0	0	2
C	16	DODY WOOD	8	0	0	0	40
L	34	NIKLAS ANDERSSON	5	0	0	0	2

GOALTENDERS

NO	GOALTENDER	GP	MINS	AVG	W	L	T	SO	GA
29	MIKE VERNON	62	3564	2.46	30	22	8	5	146
32	KELLY HRUDEY	28	1360	2.74	4	16	2	1	62
30	JASON MUZZATTI	1	27	4.44	0	0	0	0	2
TOTALS		82	4973	2.61	34	38	10	7	216
* = BROOKIE		& = TRADED							

* — ROOKIE

& — TRADED

GAME-BY-GAME RESULTS

GA	DATE	OPPONENT	RESULT	RECORD
1	10/1	EDMONTON	3-5 L	0-1-0
2	10/4	CHICAGO	3-2 W	1-1-0
3	10/7	OTTAWA	0-1 L	1-2-0
4	10/9	@ COLORADO	2-3 L	1-3-0
5	10/11	BOSTON	5-2 W	2-3-0
6	10/13	PHILADELPHIA	2-3 L*	2-4-0
7	10/16	NY ISLANDERS	2-5 L	2-5-0
8	10/19	@ PHOENIX	3-5 L	2-6-0
9	10/22	PITTSBURGH	2-5 L	2-7-0
10	10/25	@ NEW JERSEY	4-3 W	3-7-0
11	10/27	@ NY ISLANDERS	2-1 W	4-7-0
12	10/29	@ DETROIT	3-4 L	4-8-0
13	10/31	@ CHICAGO	3-5 L	4-9-0
14	11/1	@ ST. LOUIS	0-2 L	4-10-0
15	11/4	TORONTO	0-0 T	4-10-1
16	11/7	MONTREAL	3-4 L	4-11-1
17	11/8	TAMPA BAY	3-1 W	5-11-1
18	11/10	@ ANAHEIM	6-4 W	6-11-1
19	11/12	VANCOUVER	2-5 L	6-12-1
20	11/13	@ LOS ANGELES	3-6 L	6-13-1
21	11/15	PHOENIX	2-3 L	6-14-1
22	11/18	ANAHEIM	4-2 W	7-14-1
23	11/20	@ PHILADELPHIA	3-0 W	8-14-1
24	11/22	@ WASHINGTON	5-2 W	9-14-1
25	11/24	@ MONTREAL	2-2 T	9-14-2
26	11/25	@ TORONTO	1-3 L	9-15-2
27	11/28	NEW JERSEY	2-4 L	9-16-2
28	11/30	@ EDMONTON	1-6 L	9-17-2
29	12/1	@ CALGARY	2-3 L*	9-18-2
30	12/4	@ VANCOUVER	3-2 W	10-18-2
31	12/10	WASHINGTON	3-3 T	10-18-3
32	12/12	@ DALLAS	1-0 W	11-18-3
33	12/14	@ CHICAGO	2-1 W	12-18-3
34	12/16	DETROIT	5-1 W	13-18-3
35	12/18	VANCOUVER	0-0 T	13-18-4
36	12/21	@ ANAHEIM	4-2 W	14-18-4
37	12/26	PHOENIX	0-4 L	14-19-4
38	12/29	@ TAMPA BAY	1-2 L	14-20-4
39	12/30	@ FLORIDA	2-2 T	14-20-5
40	1/2	@ DETROIT	4-1 W	15-20-5
41	1/3	@ BOSTON	0-3 L	15-21-5
42	1/6	ST. LOUIS	1-5 L	15-22-5
43	1/10	BUFFALO	5-2 W	16-22-5
44	1/12	DALLAS	1-3 L	16-23-5
45	1/14	LOS ANGELES	2-4 L	16-24-5
46	1/15	@ COLORADO	2-2 T	16-24-6
47	1/21	CALGARY	7-1 W	17-24-6
48	1/23	EDMONTON	3-2 W	18-24-6
49	1/24	FLORIDA	1-1 T	18-24-7
50	1/27	ANAHEIM	4-2 W	19-24-7
51	1/29	CHICAGO	0-3 L	19-25-7
52	1/31	COLORADO	5-2 W	20-25-7
53	2/2	NY RANGERS	2-3 L	20-26-7
54	2/4	@ EDMONTON	3-0 W	21-26-7
55	2/5	@ CALGARY	2-4 L	21-27-7
56	2/7	@ VANCOUVER	3-6 L	21-28-7
57	2/26	ST. LOUIS	3-1 W	22-28-7
58	2/28	@ EDMONTON	1-4 L	22-29-7
59	3/3	CAROLINA	1-3 L	22-30-7
60	3/5	DETROIT	5-4 W	23-30-7
61	3/6	@ ANAHEIM	3-0 W	24-30-7
62	3/9	TORONTO	3-2 W	25-30-7
63	3/11	@ NY RANGERS	3-5 L	25-31-7
64	3/12	@ BUFFALO	1-3 L	25-32-7
65	3/14	@ CAROLINA	2-1 W	26-32-7
66	3/16	LOS ANGELES	2-1 W	27-32-7
67	3/18	DALLAS	1-3 L	27-33-7
68	3/21	COLORADO	0-2 L	27-34-7
69	3/22	@ PHOENIX	1-3 L	27-35-7
70	3/24	LOS ANGELES	3-4 L	27-36-7
71	3/26	@ LOS ANGELES	5-2 W	28-36-7
72	3/28	@ DALLAS	4-1 W	29-36-7
73	3/30	@ ST. LOUIS	2-6 L	29-37-7
74	4/1	@ PITTSBURGH	3-2 W	30-37-7
75	4/2	@ OTTAWA	3-3 T	30-37-8
76	4/4	@ TORONTO	5-3 W	31-37-8
77	4/7	CALGARY	6-0 W	32-37-8
78	4/9	ANAHEIM	4-2 W	33-37-8
79	4/11	VANCOUVER	1-1 T	33-37-9
80	4/15	@ CALGARY	3-3 T	33-37-10
81	4/16	@ COLORADO	1-4 L	33-38-10
82	4/18	CALGARY	4-1 W	34-38-10

* — OVERTIME

1996-97 SEASON REVIEW

SEASON HIGHLIGHTS

- C **Bernie Nicholls** played in his NHL 1,000th game at St. Louis on Oct. 20.
- D **Todd Gill** named fourth team captain in franchise history on Dec. 3.
- Sharks achieve their 100th consecutive sellout on Dec. 17 as 17,442 see the Sharks play hosts to Toronto.
- The 47th NHL All-Star Game was played at San Jose Arena on Jan. 18. Sharks are represented by RW **Owen Nolan** and LW **Tony Granato**, who was selected as the commissioner's special selection for the Western Conference. Granato is named a starter on the Western Conference squad and Nolan recorded a hat trick.
- Tony **Granato** became the first player in franchise history to win a major postseason NHL award by receiving the Bill Masterton Memorial Trophy on June 21. The trophy is presented annually by the Professional Hockey Writers' Association to "the National Hockey League player who best exemplifies the qualities of perseverance, sportsmanship and dedication to hockey."

MAJOR TRANSACTIONS

- Acquired G **Ed Belfour** from Chicago in exchange for G Chris Terreri, RW Ulf Dahlen and D Michal Szykora on Jan. 25, 1997.
- Signed C **Ron Sutter** on Oct. 12, 1996.
- Acquired D **Marty McSorley** from New York Rangers in exchange for D Jay More, C Brian Swanson and fourth round draft selection in 1998 on Aug. 20, 1996.
- Signed free agent LW **Tony Granato** on Aug. 15, 1996.
- Signed free agent C **Bernie Nicholls** on July 30, 1996.
- Signed free agent G **Kelly Hruddy** on July 18, 1996.
- Acquired Chicago's 1996 first round draft selection (21st overall, LW Marco Sturm) in exchange for two 1996 second round draft selections on June 22, 1996.
- Acquired D **Al Iafra** from Boston in exchange for RW Jeff Odgers and fifth round draft selection in 1996 on June 21, 1996.
- Acquired D **Todd Gill** from Toronto in exchange for C Jamie Baker and fifth round draft selection in 1996 on June 14, 1996.
- **Al Sims** named as head coach on June 6, 1996.

PACIFIC DIVISION

	GP	W	L	T	OTL	GF	GA	PTS
COLORADO (1)	82	49	24	9	277	205	107	.652
ANAHEIM (4)	82	36	33	13	245	233	85	.518
EDMONTON (7)	82	36	37	9	252	247	81	.494
VANCOUVER (9)	82	35	40	7	257	273	77	.470
CALGARY (10)	82	32	41	9	214	239	73	.445
SAN ANGELES (12)	82	28	43	11	214	268	67	.409
SAN JOSE (13)	82	27	47	8	211	278	62	.378

FINAL STATISTICS

P	NO	PLAYER	GP	G	A	PTS	PIM
R	11	OWEN NOLAN	72	31	32	63	155
C	39	JEFF FRIESEN	82	28	34	62	75
C	9	BERNIE NICHOLLS	65	12	33	45	63
L	25	VIKTOR KOZLOV	78	16	25	41	40
L	21	TONY GRANATO	76	25	15	40	159
C	8	DARREN TURCOTTE	65	16	21	37	16
L	62	ANDREI NAZAROV	60	12	15	27	222
L	17	*STEPHEN GUOLLA	43	13	8	21	14
D	23	TODD GILL	79	0	21	21	101
R	22	ULF DAHLEN	43	8	11	19	8
D	4	GREG HAWGOOD	63	6	12	18	69
D	10	MARCUS RAGNARSSON	69	3	14	17	63
D	33	MARTY MCSORLEY	57	4	12	16	186
D	3	DOUG BODGER	81	1	15	16	64
D	44	SHEAN DONOVAN	73	9	6	15	42
C	43	AL IAFRA	38	6	9	15	91
D	12	RON SUTTER	78	5	7	12	65
L	22	BOB ERREY	(DET)	36	1	2	3
			(SJ)	30	3	6	9
			(TOTAL)	66	4	8	12
D	44	VLASTIMIL KROUPA	35	2	6	8	12
D	40	MIKE RATHJE	31	0	8	8	21
D	6	MICHAL SYKORA	35	2	5	7	59
C	16	DODDY WOOD	44	3	2	5	193
L	7	VILLE PELTONEN	28	2	3	5	0
R	18	CHRIS TANCILL	25	4	0	4	8
R	19	TIM HUNTER	46	0	4	4	135
L	14	RAY WHITNEY	12	0	2	2	4
R	36	TODD EWEN	51	0	2	2	162
C	5	*JASON WIDMER	2	0	1	1	0
C	16	ALEXEI VEGOROV	2	0	1	1	0
C	28	IAIN FRASER	2	0	0	0	2
R	91	*JAN CALOUN	2	0	0	0	0
G	31	WADE FLAHERTY	7	0	0	0	0
D	26	CHRIS LIPUMA	8	0	0	0	22
D	20	ED BELFOUR	(CHI)	33	0	0	26
			(SJ)	13	0	0	8
			(TOTAL)	46	0	0	34
G	32	KELLY HRUDEY	48	0	0	0	0
		CHRIS TERRERI	22	0	0	0	0

GOALTENDERS

NO	GOALTENDER	GP	MINS	AVG	W	L	T	SO	GA
30	CHRIS TERRERI	22	1200	2.75	6	10	3	0	55
32	KELLY HRUDEY	48	2631	3.19	16	24	5	0	140
20	ED BELFOUR (CHI)	33	1966	2.69	11	15	6	1	45
	(SJ)	13	757	3.41	3	9	0	1	43
	(TTL)	46	2723	2.89	14	24	6	1	131
31	WADE FLAHERTY	7	359	5.18	2	4	0	0	31
	TOTALS	82	4970	3.36	27	47	8	1	278

* - ROOKIE

GAME-BY-GAME RESULTS

GA	DATE	OPPONENT	RESULT	RECORD
1	10/5	NY ISLANDERS	2-2 T	0-0-1
2	10/6	@ LOS ANGELES	7-6 W*	1-0-1
3	10/8	@ COLORADO	0-6 L	1-1-1
4	10/10	@ PHOENIX	1-4 L	1-2-1
5	10/12	BOSTON	3-5 L	1-3-1
6	10/16	FLORIDA	3-3 T	1-3-2
7	10/18	@ ANAHEIM	4-1 W	2-3-2
8	10/20	@ ST. LOUIS	3-2 W	3-3-2
9	10/22	@ TORONTO	3-4 L	3-4-2
10	10/24	@ NEW JERSEY	1-3 L	3-5-2
11	0/26	@ NY ISLANDERS	2-2 T	3-5-3
12	10/27	@ CHICAGO	6-2 W	4-5-3
13	10/30	CALGARY	3-1 W	5-5-3
14	11/1	@ ANAHEIM	3-4 L	5-6-3
15	11/2	MONTREAL	4-3 W*	6-6-3
16	11/6	COLORADO	1-4 L	6-7-3
17	11/8	DALLAS	3-1 W	7-7-3
18	11/12	HARTFORD	3-4 L	7-8-3
19	11/15	@ DETROIT	1-5 L	7-9-3
20	11/16	@ PHILADELPHIA	2-2 T	7-9-4
21	11/18	@ BOSTON	2-4 L	7-10-4
22	11/21	DETROIT	1-6 L	7-11-4
23	11/23	ANAHEIM	0-3 L	7-12-4
24	11/27	CHICAGO	3-2 W	8-12-4
25	11/29	EDMONTON	2-4 L	8-13-4
26	12/1	@ ST. LOUIS	4-3 W	9-13-4
27	12/4	@ DALLAS	2-1 W	10-13-4
28	12/7	TAMPA BAY	3-4 L	10-14-4
29	12/11	WASHINGTON	3-2 W	11-14-4
30	12/13	PITTSBURGH	0-4 L	11-15-4
31	12/17	TORONTO	3-6 L	11-16-4
32	12/20	@ WASHINGTON	2-3 L	11-17-4
33	12/21	@ PITTSBURGH	1-3 L	11-18-4
34	12/23	@ DALLAS	2-1 W	12-18-4
35	12/26	VANCOUVER	6-1 W	13-18-4
36	12/28	@ EDMONTON	3-5 L	13-19-4
37	12/29	@ VANCOUVER	PPD TO 1/20/97	
37	12/31	@ CALGARY	5-1 W	14-19-4
38	1/2	PHILADELPHIA	1-4 L	14-20-4
39	1/4	CALGARY	3-4 L	14-21-4
40	1/7	BUFFALO	1-1 T	14-21-5
41	1/9	ST. LOUIS	3-4 L	14-22-5
42	1/11	@ EDMONTON	2-1 W	15-22-5
43	1/13	PHOENIX	5-4 W	16-22-5
44	1/20	@ VANCOUVER	1-6 L	16-23-5
45	1/22	LOS ANGELES	7-2 W	17-23-5
46	1/24	NEW JERSEY	1-3 L	17-24-5
47	1/27	@ VANCOUVER	2-5 L	17-25-5
48	1/29	@ EDMONTON	1-3 L	17-26-5
49	1/30	@ CALGARY	6-3 W	18-26-5
50	2/1	COLORADO	2-1 W	19-26-5
51	2/3	CHICAGO	2-4 L	19-27-5
52	2/5	LOS ANGELES	3-2 W	20-27-5
53	2/8	@ OTTAWA	3-3 T	20-27-6
54	2/10	@ MONTREAL	2-4 L	20-28-6
55	2/12	@ DETROIT	1-7 L	20-29-6
56	2/13	@ CHICAGO	3-7 L	20-30-6
57	2/16	@ BUFFALO	2-6 L	20-31-6
58	2/18	DALLAS	3-1 W	21-31-6
59	2/20	VANCOUVER	1-6 L	21-31-6
60	2/23	@ TAMPA BAY	3-4 L	21-32-6
61	2/25	@ FLORIDA	2-2 T	21-32-7
62	2/28	@ HARTFORD	3-2 W	22-32-7
63	3/1	@ TORONTO	2-3 L	22-33-7
64	3/3	@ NY RANGERS	4-5 L*	22-34-7
65	3/6	OTTAWA	2-0 W	23-35-7
66	3/9	NY RANGERS	1-2 L	23-36-7
67	3/11	ST. LOUIS	3-4 L	23-37-7
68	3/14	PHOENIX	1-4 L	23-38-7
69	3/15	DETROIT	4-7 L	23-39-7
70	3/19	@ CALGARY	2-4 L	23-40-7
71	3/20	@ VANCOUVER	2-1 W	24-40-7
72	3/22	@ LOS ANGELES	1-2 L	24-41-7
73	3/24	EDMONTON	1-5 L	24-42-7
74	3/26	TORONTO	1-2 L	24-43-7
75	3/28	EDMONTON	4-3 W	25-43-7
76	4/1	@ PHOENIX	1-7 L	25-44-7
77	4/2	ANAHEIM	5-5 T	25-44-8
78	4/4	COLORADO	7-6 W*	26-44-8
79	4/7	VANCOUVER	2-3 L	26-45-8
80	4/9	@ COLORADO	4-1 W	27-45-8
81	4/11	ANAHEIM	3-4 L	27-46-8
82	4/12	@ LOS ANGELES	1-4 L	27-47-8

* - OVERTIME



1995-96 SEASON REVIEW

SEASON HIGHLIGHTS

- **RW Owen Nolan** represented the Sharks at the 1995-96 NHL All-Star Game in Boston on Jan. 20, 1996.
- Rookie **C Alexei Yegorov** became the first Sharks player to record a hat trick in the first game which he has ever scored a goal, accomplishing the feat in Calgary on Feb. 20, 1996.
- On the third goal of his hat trick on Feb. 20, **Yegorov** also posted the 100th goal in Sharks history, assisted by **LW Viktor Kozlov** and Nolan.
- **D Marcus Ragnarsson** was a leading candidate for the Calder Memorial Trophy, presented annually to the NHL's top rookie.
- Sharks sold out all 41 home games.
- Owner **George Gund** received the prestigious Lester Patrick Trophy, awarded for outstanding service and contributions to hockey in the United States. Gund was one of three (Milt Schmidt and Ken Morrow) who were honored on May 1, 1996.

MAJOR TRANSACTIONS

- Acquired **C Darren Turcotte** and a second round selection in the 1996 NHL Entry Draft from Winnipeg in exchange for **C Craig Janney**, March 18, 1996.
- Acquired a second and fourth round selection in the 1996 NHL Entry Draft from Florida in exchange for **RW Ray Sheppard**, March 16, 1996.
- Named **Jim Wiley** head coach and announced dismissal of Head Coach Kevin Constantine, Dec. 2, 1995.
- Acquired **D Doug Bodger** from Buffalo in exchange for **LW Vlastislav Varada**, rights to **RW Martin Spahnel**, Philadelphia's fourth round pick in 1996 NHL Entry Draft and one of Philadelphia's two first round selections in the 1996 NHL Entry Draft, Nov. 16, 1995.
- Acquired one of Philadelphia's two first round selections in 1996 NHL Entry Draft, Philadelphia's fourth round pick in 1996 NHL Entry Draft and rights to **RW Martin Spahnel** in exchange for **RW Pat Falloon**, Nov. 16, 1995.
- Acquired **RW Owen Nolan** from Colorado in exchange for **D Sandis Ozolins**, Oct. 26, 1995.
- Acquired **RW Ray Sheppard** from Detroit in exchange for **C Igor Larionov**, Oct. 24, 1995.

PACIFIC DIVISION

	GP	W	L	T	GF	GA	PTS	P/PCT
COLORADO (2)	82	47	25	10	326	240	104	.634
CALGARY (6)	82	34	37	11	241	240	79	.482
VANCOUVER (7)	82	32	35	15	278	279	79	.482
ANAHEIM (9)	82	35	39	8	234	247	78	.476
EDMONTON (10)	82	30	44	8	240	304	68	.415
LOS ANGELES (12)	82	24	40	18	256	302	66	.402
SAN JOSE (13)	82	20	55	7	252	357	47	.287

FINAL STATISTICS

P	NO	PLAYER	GP	G	A	PTS	PIM
R	11	OWEN NOLAN (COL)	9	4	4	8	9
		(S.J.)	72	29	32	61	137
		(TOTAL)	81	33	36	69	146
C	29	CRAIG JANNEY	71	13	49	62	26
L	39	JEFF FRIESEN	79	15	31	46	42
R	26	RAY SHEPPARD	51	27	19	46	10
C	9	DARREN TURCOTTE (WPG)	59	16	16	32	26
		(S.J.)	9	6	5	11	4
		(TOTAL)	68	22	21	43	30
R/L	8	KEVIN MILLER	68	22	20	42	41
L/C	14	RAY WHITNEY	60	17	24	41	16
D	33	MARCUS RAGNARSSON	71	8	31	39	42
C	13	JAMIE BAKER	77	16	17	33	79
R	22	ULF DAHLÉN	59	16	12	28	27
D	3	DOUG BODGER (BUF)	16	0	5	5	18
		(S.J.)	57	4	19	23	50
		(TOTAL)	73	4	24	28	68
R	18	CHRIS TANCILL	45	7	16	23	20
R	42	"SHEAN DONOVAN	74	13	8	21	39
D	38	MICHAEL SYKORA	79	4	16	20	54
D	34	YVES RACINE (MTL)	25	0	3	3	26
		(S.J.)	32	1	16	17	28
		(TOTAL)	57	1	19	20	54
L	25	"VIKTOR KOZLOV	62	6	13	19	6
R	36	JEFF ODGERS	78	12	4	16	192
L	23	ANDREI NAZAROV	42	7	7	14	62
L	37	"VILLE PELTONEN	31	2	11	13	14
R	43	"JAN CALOUN	11	8	3	11	0
C	16	"DODY WOOD	32	3	6	9	138
D	4	JAY MORE	27	2	7	9	147
D	44	VLASTIMIL KROUPA	74	1	7	8	18
D	2	JIM KYTE	57	1	7	8	146
D	40	MIKE RATHJE	27	0	7	7	14
C	48	ALEXEI YEGOROV	9	3	2	5	2
D	41	TOM PEDERSON	60	1	4	5	40
G	30	CHRIS TERRERI (NJ)	4	0	0	0	0
		(S.J.)	46	0	5	5	4
		(TOTAL)	50	0	5	5	4
R	21	DAVE BROWN	37	3	1	4	46
D	6	SANDIS OZOLINS	7	1	3	4	4
R	17	PAT FALLOON	9	3	0	3	4
C	8	IGOR LARIONOV	4	1	1	2	0
D	28	SERGEI BAUTIN	1	0	0	0	2
G	29	"GEOFF SARJEANT	4	0	0	0	2
G	32	ARTURS IRBE	22	0	0	0	4
G	31	WADE FLAHERTY	24	0	0	0	0

GOALTENDERS

NO	GOALTENDER	GP	MIN	AVG	W	L	T	SO	GA
30	CHRIS TERRERI (S.J.)	46	2516	3.70	13	29	1	0	155
	(NJ)	4	210	2.57	3	0	0	0	9
	(TTL)	50	2726	3.61	16	29	1	0	164
32	ARTURS IRBE	22	1112	4.59	4	12	4	0	85
31	WADE FLAHERTY	24	1137	4.85	3	12	1	0	92
29	"GEOFF SARJEANT	4	171	4.91	0	2	1	0	140
TOTALS		82	4959	4.32	20	55	7	0	357

* — ROOKIE

GAME-BY-GAME RESULTS

GA	DATE	OPPONENT	RESULT	RECORD
1	10/7	CHICAGO	3-4 L	0-1-0
2	10/12	BOSTON	6-6 T	0-1-1
3	10/14	VANCOUVER	6-7 L	0-2-1
4	10/17	@ TORONTO	2-7 L	0-3-1
5	10/19	@ WINNIPEG	3-3 T	0-3-2
6	10/22	@ EDMONTON	1-1 T	0-3-3
7	10/25	WINNIPEG	1-6 L	0-4-3
8	10/28	DALLAS	3-4 L	0-5-3
9	01/30	@ VANCOUVER	3-4 L	0-6-3
10	10/31	N.Y. RANGERS	3-5 L	0-7-3
11	11/2	NEW JERSEY	3-3 T	0-7-4
12	11/4	ST. LOUIS	7-3 W	1-7-4
13	11/7	@ HARTFORD	3-7 L	1-8-4
14	11/8	@ BUFFALO	2-7 L	1-9-4
15	11/10	PITTSBURGH	1-9 L	1-10-4
16	11/11	DETROIT	2-5 L	1-11-4
17	11/14	N.Y. ISLANDERS	3-5 L	1-12-4
18	11/16	@ ST. LOUIS	1-3 L	1-13-4
19	11/17	@ DALLAS	1-2 L	1-14-4
20	11/19	@ CHICAGO	3-2 W	2-14-4
21	11/21	@ WASHINGTON	2-3 L	2-15-4
22	11/22	@ DETROIT	2-5 L	2-16-4
23	11/25	VANCOUVER	7-2 W	3-16-4
24	11/29	CALGARY	3-5 L	3-17-4
25	12/1	@ VANCOUVER	2-7 L	3-18-4
26	12/2	WASHINGTON	5-3 W	4-18-4
27	12/5	@ COLORADO	2-12 L	4-19-4
28	12/7	WINNIPEG	5-3 W	5-19-4
29	12/9	EDMONTON	2-4 L	5-20-4
30	12/12	OTTAWA	2-1 W	6-20-4
31	12/14	TORONTO	1-4 L	6-21-4
32	12/16	@ ST. LOUIS	2-3 L	6-22-4
33	12/17	@ DALLAS	2-4 L	6-23-4
34	12/19	@ ANAHEIM	7-4 W	7-23-4
35	12/22	LOS ANGELES	4-3 W	8-23-4
36	12/26	COLORADO	1-5 L	8-24-4
37	12/29	@ ANAHEIM	2-4 L	8-25-4
38	1/3	PHILADELPHIA	1-3 L	8-26-4
39	1/5	LOS ANGELES	2-5 L	8-27-4
40	1/6	@ LOS ANGELES	5-7 L	8-28-4
41	1/8	FLORIDA	2-5 L	8-29-4
42	1/10	@ N.Y. RANGERS	4-7 L	8-30-4
43	1/11	@ NEW JERSEY	2-1 W	9-30-4
44	1/13	@ PITTSBURGH	10-30 W	10-30-4
45	1/16	@ FLORIDA	1-4 L	10-31-4
46	1/17	@ TAMPA BAY	4-6 L	10-32-4
47	1/24	@ DETROIT	2-4 L	10-33-4
48	1/25	@ CHICAGO	1-2 L	10-34-4
49	1/27	COLORADO	3-4 L*	10-35-4
50	1/30	HARTFORD	8-2 W	11-35-4
51	2/1	LOS ANGELES	6-6 T	11-35-5
52	2/3	CHICAGO	1-4 L	11-36-5
53	2/5	TORONTO	6-4 W	12-36-5
54	2/10	@ LOS ANGELES	6-1 W	13-36-5
55	2/12	@ MONTREAL	0-3 L	13-37-5
56	2/14	@ TORONTO	3-4 L	13-38-5
57	2/15	@ OTTAWA	2-2 T	13-38-6
58	2/17	@ N.Y. ISLANDERS	2-4 L	13-39-6
59	2/20	@ CALGARY	3-5 L	13-40-6
60	2/23	@ VANCOUVER	1-3 L	13-41-6
61	2/25	@ ANAHEIM	3-4 L	13-42-6
62	2/26	MONTREAL	7-4 W	14-42-6
63	3/1	TAMPA BAY	3-7 L	14-43-6
64	3/3	CALGARY	1-5 L	14-44-6
65	3/5	@ COLORADO	5-3 W	15-44-6
66	3/6	DALLAS	1-2 L	15-45-6
67	3/8	@ EDMONTON	2-4 L	15-46-6
68	3/10	BUFFALO	6-4 W	16-46-6
69	3/13	EDMONTON	3-8 L	16-47-6
70	3/15	ST. LOUIS	2-4 L	16-48-6
71	3/17	@ PHILADELPHIA	2-8 L	16-49-6
72	3/18	@ BOSTON	3-3 T	16-49-7
73	3/20	@ WINNIPEG	7-1 W	17-49-7
74	3/22	@ CALGARY	2-1 W*	18-49-7
75	3/28	COLORADO	3-8 L	18-50-7
76	3/31	ANAHEIM	2-4 L	18-51-7
77	4/2	DETROIT	6-3 W	19-51-7
78	4/4	EDMONTON	5-3 W	20-51-7
79	4/6	@ COLORADO	1-5 L	20-52-7
80	4/7	ANAHEIM	3-5 L	20-53-7
81	4/10	@ LOS ANGELES	2-6 L	20-54-7
82	4/12	CALGARY	0-6 L	20-55-7

* — OVERTIME

1994-95 SEASON REVIEW

SEASON HIGHLIGHTS

- NHL season postponed from October 1994-January 1995 due to labor strife.
- San Jose opened the shortened season by winning five of their first six games.
- Sharks qualified for the playoffs as the Western Conference's No. 7 seed. They advanced to the Western Conference Semifinals for the second consecutive season after stunning Calgary in a dramatic double overtime Game Seven thriller.

MAJOR TRANSACTIONS

- Acquired a 1995 sixth round selection from Florida in exchange for LW Gaetan Duchesne, April 7, 1995.
- Acquired RW **Kevin Miller** from St. Louis in exchange for C Todd Elik, March 30, 1995.
- Acquired C **Craig Janney** and other considerations from St. Louis in exchange for D Jeff Norton, a fourth round selection in 1997 and future considerations, March 6, 1995.
- Acquired a 1998 fifth round selection and future considerations from Florida in exchange for LW Johan Garpenlov, March 3, 1995.
- Acquired a 1995 fifth round selection from Detroit in exchange for LW Bob Errey, Feb. 27, 1995.
- Acquired a 1997 fourth round selection from Chicago in exchange for G Jimmy Waite, Feb. 6, 1995.

PACIFIC DIVISION

	GP	W	L	T	GF	GA	PTS	P/PCT
CALGARY (3)	48	24	17	7	163	135	55	.573
VANCOUVER (6)	48	18	18	12	153	148	48	.500
SAN JOSE (7)	48	19	25	4	129	161	42	.438
LOS ANGELES (9)	48	16	23	9	142	174	41	.427
EDMONTON (11)	48	17	27	4	136	183	38	.396
ANAHEIM (12)	48	16	27	5	125	164	37	.385

FINAL STATISTICS

P	NO	PLAYER	GP	G	A	PTS	PIM
R	22	ULF DAHLEN	46	11	23	34	11
C	15	CRAIG JANNEY	(STL) 8	2	5	7	0
		(SJ)	27	5	15	20	10
		(TOTAL)	35	7	20	27	10
L	39	*JEFF FRIESEN	48	15	10	25	14
C	14	RAY WHITNEY	39	13	12	25	14
D	6	SANDIS OZOLINSH	48	9	16	25	30
R	24	SERGEI MAKAROV	43	10	14	24	40
C	7	IGOR LARIONOV	33	4	20	24	14
R	8	KEVIN MILLER	(STL) 15	2	5	7	0
		(SJ)	21	6	7	13	13
		(TOTAL)	36	8	12	20	13
R	17	PAT FALLOON	46	12	7	19	25
C	27	TODD ELIK	22	7	10	17	18
D	41	TOM PEDERSON	47	5	11	16	31
R	18	CHRIS TANCILL	26	3	11	14	10
C	13	JAMIE BAKER	43	7	4	11	22
D	8	JEFF NORTON	20	1	9	10	39
D	40	MIKE RATHJE	42	2	7	9	29
L	11	GAETAN DUCHESNE	33	2	7	9	16
L	23	*ANDREI NAZAROV	26	3	5	8	94
R	36	JEFF ODGERS	48	4	3	7	117
D	2	JIM KYTE	18	2	5	7	33
D	4	JAY MORE	45	0	6	6	71
D	3	ILYA BYAKIN	13	0	5	5	14
D	38	*MICHAL SYKORA	16	0	4	4	10
L	12	BOB ERREY	13	2	2	4	27
C	9	VYACHESLAV BUTSAYEV	6	2	0	2	0
L	47	*VIKTOR KOZLOV	16	2	0	2	2
C	16	*DODY WOOD	9	1	1	2	29
D	26	VLASTIMIL KROUPA	14	0	2	2	16
D	44	SHAWN CRONIN	29	0	2	2	61
L	10	JOHAN GARPENLOV	13	1	1	2	2
G	31	WADE FLAHERTY	18	0	1	1	0
R	42	*SHEAN DONOVAN	14	0	0	0	6
G	32	ARTURS IRBE	38	0	0	0	4

GOALTENDERS

NO	GOALTENDER	GP	MIN	AVG	W	L	T	SO	GA
31	WADE FLAHERTY	18	852	3.10	5	6	1	1	44
32	ARTURS IRBE	38	2043	3.26	14	19	3	4	111
	TOTALS	48	2904	3.33	19	25	4	5	161

* — ROOKIE

GAME-BY-GAME RESULTS

GA	DATE	OPPONENT	RESULT	RECORD
1	1/20	ST. LOUIS	2-5 L	0-1-0
2	1/21	TORONTO	3-2 W	1-1-0
3	1/25	WINNIPEG	4-0 W	2-1-0
4	1/28	DALLAS	3-2 W	3-1-0
5	1/30	CHICAGO	2-1 W	4-1-0
6	2/2	@ DALLAS	2-1 W	5-1-0
7	2/4	@ WINNIPEG	3-3 T	5-1-1
8	2/6	@ TORONTO	3-7 L	5-2-1
9	2/7	@ DETROIT	0-6 L	5-3-1
10	2/10	@ EDMONTON	1-5 L	5-4-1
11	2/11	@ VANCOUVER	1-1 T	5-4-2
12	2/15	VANCOUVER	3-1 W	6-4-2
13	2/17	@ LOS ANGELES	2-0 W	7-4-2
14	2/18	ANAHEIM	3-6 L	7-5-2
15	2/20	@ CHICAGO	2-3 L	7-6-2
16	2/22	@ ST. LOUIS	3-4 L	7-7-2
17	2/24	CALGARY	0-3 L	7-8-2
18	2/26	VANCOUVER	1-5 L	7-9-2
19	2/28	@ VANCOUVER	4-3 W	8-9-2
20	3/2	@ TORONTO	4-3 W	9-9-2
21	3/4	@ WINNIPEG	2-4 L	9-10-2
22	3/8	EDMONTON	2-5 L	9-11-2
--	3/10	DETROIT POSTPONED TO 4/5/95		
23	3/15	TORONTO	1-2 L	9-12-2
24	3/17	@ EDMONTON	3-5 L	9-13-2
25	3/19	@ CALGARY	5-3 W	10-13-2
26	3/21	CHICAGO	3-7 L	10-14-2
27	3/23	ANAHEIM	3-6 L	10-15-2
28	3/25	@ LOS ANGELES	3-1 W	11-15-2
29	3/26	LOS ANGELES	3-7 L	11-16-2
30	3/28	WINNIPEG	6-5 W*	12-16-2
31	3/31	@ ST. LOUIS	1-4 L	12-17-2
32	4/2	@ ANAHEIM	4-5 L	12-18-2
33	4/5	DETROIT	3-5 L	12-19-2
34	4/7	EDMONTON	5-0 W	13-19-2
35	4/9	@ EDMONTON	5-2 W	14-19-2
36	4/10	@ CALGARY	3-8 L	14-20-2
37	4/12	@ CHICAGO	3-2 W	15-20-2
38	4/13	@ DETROIT	0-3 L	15-21-2
39	4/16	LOS ANGELES	2-0 W	16-21-2
40	4/17	@ ANAHEIM	0-3 L	16-22-2
41	4/19	@ DALLAS	5-5 T	16-23-3
42	4/23	DETROIT	1-5 L	16-23-3
43	4/25	CALGARY	2-3 L	16-24-3
44	4/26	@ ANAHEIM	5-2 W	17-24-3
45	4/28	LOS ANGELES	4-0 W	18-24-3
46	4/30	ST. LOUIS	3-4 L	18-25-3
47	5/1	DALLAS	3-1 W	19-25-3
48	5/3	VANCOUVER	3-3 T	19-25-4

* — OVERTIME



1993-94 SEASON REVIEW

SEASON HIGHLIGHTS

- Sharks finished 33-35-16 (82 points) and make first playoff appearance in club history. This marks the greatest single-season turnaround in NHL history — 58 points better than 1992-93's output of 24 points (11-71-2).
- G **Arturs Irbe** and D **Sandis Ozolinsh** participated in the NHL All-Star Game at New York's Madison Square Garden.
- Team recorded nine-game unbeaten streak (7-0-2).
- Rookie Head Coach **Kevin Constantine** finishes second in voting for Jack Adams Award (NHL Coach of the Year).
- Irbe** sets NHL record for most minutes played in a season (4,412).
- Team upsets first-seed Detroit in opening round of Stanley Cup Playoffs before falling to Toronto in seven games.
- RW **Sergei Makarov** becomes the first 30-goal scorer in franchise history.

MAJOR TRANSACTIONS

- Acquired D **Jeff Norton** from N.Y. Islanders in exchange for 1994 a third round draft pick on June 20, 1993.
- Acquired LW **Gaetan Duchesne** from Dallas in exchange for 1994 a sixth round draft pick on June 20, 1993.
- Acquired RW **Ulf Dahlen** from Dallas in exchange for D Doug Zmolek and D Mike Lalor on March 19, 1994.
- Acquired C **Todd Elik** off waivers from Edmonton on Oct. 26, 1993.
- Signed free agents C **Jamie Baker** on Aug. 18, 1993 and LW **Bob Errey** on Aug. 17, 1993.

PACIFIC DIVISION

	GP	W	L	T	GF	GA	PTS
CALGARY (4)	84	42	29	13	302	256	97
VANCOUVER (7)	84	41	40	3	279	276	85
SAN JOSE (8)	84	33	35	16	252	265	82
ANAHEIM (9)	84	33	46	5	229	251	71
LOS ANGELES (10)	84	27	45	12	294	322	66
EDMONTON (11)	84	25	45	14	261	305	64

FINAL STATISTICS

P	NO	PLAYER	GP	G	A	PTS	PIM
R	22	ULF DAHLEN (DAL)	65	19	38	57	10
		(SJ)	13	6	6	12	0
		(TOTAL)	78	25	44	69	10
R	24	SERGEI MAKAROV	80	30	38	68	78
C	27	TODD ELIK (EDM)	4	0	0	0	6
		(SJ)	75	25	41	66	89
		(TOTAL)	79	25	41	66	95
D	6	SANDIS OZOLINSH	81	26	38	64	24
C	7	IGOR LARIONOV	60	18	38	56	40
R	17	PAT FALLOON	83	22	31	53	18
L	10	JOHAN GARPENLOV	80	18	35	53	28
L	14	RAY WHITNEY	61	14	26	40	14
D	8	JEFF NORTON	64	7	33	40	36
R	37	ROB GAUDREAU	84	15	20	35	28
L	12	BOB ERREY	64	12	18	30	126
L	11	GAETAN DUCHESNE	84	12	18	30	28
D	41	TOM PEDERSON	74	6	19	25	31
C	9	V. BUTSAEV (PHI)	47	12	9	21	58
		(SJ)	12	0	2	2	10
		(TOTAL)	59	12	11	23	68
R	36	JEFF ODGERS	81	13	8	21	222
C	13	JAMIE BAKER	65	12	5	17	38
D	40	*MIKE RATHJE	47	1	9	10	59
C	33	DALE CRAIGWELL	58	3	6	9	16
D	4	JAY MORE	49	1	4	7	63
D	38	*MICHAL SYKORA	22	1	4	5	14
L	50	JAROSLAV OTEVREL	9	3	2	5	2
C	47	MIKE SULLIVAN	26	2	2	4	4
D	19	DOUG ZMOLEK	68	0	4	4	122
C	20	KIP MILLER	11	2	2	4	6
D	26	*VLASTIMIL KROUPA	27	1	3	4	20
D	2	ROB ZETTLER	42	0	3	3	65
D	44	SHAWN CRONIN	34	0	2	2	76
G	32	ARTURS IRBE	74	0	2	2	16
D	5	MIKE LALOR	23	0	2	2	8
C	43	JEFF MCLEAN	6	1	0	1	0
C	9	GARY EMMONS	3	1	0	1	0
C	27	DAVE CAPUANO	4	0	1	1	0
L	23	*ANDREI NAZAROV	1	0	0	0	0
L	25	DAVE MALEY	19	0	0	0	30
R	15	DAVID BRUCE	2	0	0	0	0
G	29	JIM WAITE	15	0	0	0	6

GOALTENDERS

NO	GOALTENDER	GP	MINS	AVG	W	L	T	SO	GA
32	ARTURS IRBE	74	4412	2.84	30	28	16	3	209
29	JIMMY WAITE	15	697	4.30	3	7	0	0	50
	TOTALS	84	5125	3.10	33	35	16	3	265

* — ROOKIE

GAME-BY-GAME RESULTS

GA	DATE	OPPONENT	RESULT	RECORD
1	10/06	@ EDMONTON	2-3 L	0-1-0
2	10/07	@ CALGARY	2-6 L	0-2-0
3	10/10	@ LOS ANGELES	2-5 L	0-3-0
4	10/14	CALGARY	1-2 L	0-4-0
5	10/16	BOSTON	1-1 T	0-4-1
6	10/19	ST. LOUIS	1-4 L	0-5-1
7	10/21	ST. LOUIS (@ SAC.)	2-5 L	0-6-1
8	10/23	VANCOUVER	4-6 L	0-7-1
9	10/24	@ VANCOUVER	2-3 L	0-8-1
10	10/26	EDMONTON	3-1 W	1-8-1
11	10/28	ANAHEIM	4-3 W	2-8-1
12	10/30	WASHINGTON	2-4 L	2-9-1
13	10/31	@ ANAHEIM	2-1 W*	3-9-1
14	11/2	PITTSBURGH	3-3 T	3-9-2
15	11/5	DALLAS	4-2 W	4-9-2
16	11/7	NEW JERSEY	1-2 L	4-10-2
17	11/9	TORONTO	2-2 T	4-10-3
18	11/11	@ DALLAS	0-4 L	4-11-3
19	11/13	@ NEW JERSEY	4-2 W	5-11-3
20	11/14	@ N.Y. RANGERS	3-1 T	5-11-4
21	11/16	@ WASHINGTON	2-3 W	6-11-4
22	11/18	@ BOSTON	1-3 L	6-12-4
23	11/20	@ HARTFORD	3-2 W	7-12-4
24	11/21	@ BUFFALO	5-6 L	7-13-4
25	11/23	DETROIT	6-4 W	8-13-4
26	11/26	@ ANAHEIM	4-3 W	9-13-4
27	11/27	ANAHEIM	1-0 W	10-13-4
28	12/3	WINNIPEG	3-3 T	10-13-5
29	12/5	FLORIDA	2-1 W	11-13-5
30	12/7	TAMPA BAY	1-3 L	11-14-5
31	12/11	@ DETROIT	3-5 L	11-15-5
32	12/12	@ CHICAGO	1-2 L	11-16-5
33	12/15	ST. LOUIS	1-3 L	11-17-5
34	12/17	@ EDMONTON	2-4 L	11-18-5
35	12/19	@ QUEBEC	5-7 W	11-19-5
36	12/22	@ TORONTO	2-2 T	11-19-6
37	12/23	@ CHICAGO	3-5 L	11-20-6
38	12/28	CALGARY	3-3 T	11-20-7
39	12/31	@ VANCOUVER	3-2 W	12-20-7
40	1/2/94	@ EDMONTON	4-4 T	12-20-8
41	1/4	MONTREAL	2-2 T	12-20-9
42	1/6	DETROIT	3-10 L	12-21-9
43	1/11	LOS ANGELES	2-2 T	12-21-10
44	1/12	@ ANAHEIM	5-2 W	13-21-10
45	1/15	HARTFORD	8-2 W	14-21-10
46	1/17	CALGARY	3-2 W	15-21-10
47	1/25	N.Y. RANGERS	3-8 L	15-22-10
48	1/28	@ FLORIDA	3-3 T	15-22-11
49	1/29	@ TAMPA BAY	2-1 W	16-22-11
50	2/1	@ N.Y. ISLANDERS	4-5 L	16-23-11
51	2/3	@ PHILADELPHIA	3-2 W*	17-23-11
52	2/5	@ ST. LOUIS	3-4 L	17-24-11
53	2/6	@ DALLAS	7-1 W	18-24-11
54	2/8	CHICAGO (@ SAC.)	4-3 W	19-24-11
55	2/11	CHICAGO	4-3 W	20-24-11
56	2/13	CHICAGO	1-0 W	21-24-11
57	2/15	PHILADELPHIA	4-6 L	21-25-11
58	2/17	QUEBEC	2-8 L	21-26-11
59	2/19	LOS ANGELES	4-3 W	22-26-11
60	2/21	DALLAS	3-6 L	22-27-11
61	2/23	@ MONTREAL	1-3 L	22-28-11
62	2/24	@ OTTAWA	4-6 L	22-29-11
63	2/26	@ DETROIT	0-2 L	22-30-11
64	2/28	@ WINNIPEG	3-3 T	22-30-12
65	3/3	EDMONTON	4-2 W	23-30-12
66	3/6	ANAHEIM	6-0 W	24-30-12
67	3/8	BUFFALO	4-4 T	24-30-13
68	3/10	N.Y. ISLANDERS	4-3 W	25-30-13
69	3/12	@ CALGARY	0-2 L	25-31-13
70	3/17	OTTAWA	1-2 L	25-32-13
71	3/19	@ LOS ANGELES	1-2 L	25-33-13
72	3/20	LOS ANGELES	6-6 T	25-33-14
73	3/22	@ PITTSBURGH	2-2 T	25-33-15
74	3/24	@ TORONTO	2-1 W	26-33-15
75	3/25	@ WINNIPEG	8-3 W	27-33-15
76	3/27	@ ST. LOUIS	4-3 W	28-33-15
77	3/29	WINNIPEG	9-4 W	29-33-15
78	3/31	TORONTO	5-3 W	30-33-15
79	4/2	VANCOUVER	7-4 W	31-33-15
80	4/5	@ LOS ANGELES	2-1 W	32-33-15
81	4/7	@ VANCOUVER	2-3 L	32-34-15
82	4/8	@ CALGARY	2-5 L	32-35-15
83	4/10	VANCOUVER	3-1 W	33-35-15
84	4/13	EDMONTON	2-2 T	33-35-16

* — OVERTIME

1992-93 SEASON REVIEW

SEASON HIGHLIGHTS

- **G Arturs Irbe** records first shutout in team history. He blanks the Kings, 6-0, at the Cow Palace on Nov. 17.
- **RW Rob Gaudreau** scores 19 points (14-5=19) from Dec. 3-29 and is named NHL's December Rookie of the Month — the Sharks first League-wide award.
- **Gaudreau** recorded the first Sharks hat trick on Dec. 3 vs. Hartford.
- **C Kelly Kisio** represented San Jose at the NHL All-Star Game in Montreal, posting a goal and an assist for the Campbell Conference team.
- Sharks tied the NHL record for most consecutive losses (17) from Jan. 4 through Feb. 12.
- Sharks played last regular season game at the Cow Palace on April 10 vs. Los Angeles before moving to San Jose Arena for 1993-94.
- Sharks finished the season 11-71-2, establishing NHL record for most losses in single season.

MAJOR TRANSACTIONS

- Acquired LW **Michel Picard** from Hartford in exchange for future considerations on Oct. 9, 1992.
- Traded LW **Yvon Corriveau** to Hartford in exchange for future considerations originally acquired on Oct. 9, 1992 deal with Whalers (LW **Michel Picard**) on Jan. 21, 1993.
- Acquired LW **Yvon Corriveau** from Washington and C **Igor Larionov** from Vancouver in NHL Waiver Draft on Oct. 4, 1992.

SMYTHE DIVISION

	GP	W	L	T	GF	GA	PTS
VANCOUVER	84	46	29	9	346	278	101
CALGARY	84	43	30	11	322	282	97
LOS ANGELES	84	39	35	10	338	340	88
WINNIPEG	84	40	37	7	322	320	87
EDMONTON	84	26	50	8	242	337	60
SAN JOSE	84	11	71	2	218	414	24

FINAL STATISTICS

P	NO	PLAYER	GP	G	A	PTS	PIM
C	11	KELLY KISIO	78	26	52	78	90
L	10	JOHAN GARPENLOV	79	22	44	66	56
R	37	*ROB GAUDREAU	59	23	20	43	18
C	12	DEAN EVASON	84	12	19	31	132
R	17	PAT FALLOON	41	14	14	28	12
R	36	JEFF ODDERS	66	12	15	27	253
D	6	*SANDIS OZOLINS	37	7	16	23	40
R	39	*ED COURTEYAN	39	7	13	20	10
D	41	*TOM PEDERSON	44	7	13	20	31
D	24	DOUG WILSON	42	3	17	20	40
L	18	MARK PEDERSON	(PHI)	14	3	4	7
		(S.J.)	27	7	3	10	22
		(TOTAL)	41	10	7	17	28
L	20	JOHN CARTER	55	7	9	16	81
D	19	*DOUG ZMOLEK	84	5	10	15	229
C	47	MIKE SULLIVAN	81	6	8	14	30
C	3	DAVID WILLIAMS	1	40	1	12	49
D	4	JAY MORE	73	5	6	11	179
C	14	*RAY WHITNEY	26	4	6	10	4
C	9	BRIAN LAWTON	21	2	8	10	12
L	11	YVON CORRIVEAU	20	3	7	10	0
L	14	DAVE SNUGGERUD	25	4	5	9	14
L	25	DAVID MALEY	(EDM)	13	1	2	29
		(S.J.)	43	1	6	7	126
		(TOTAL)	56	2	7	9	155
C	27	HUBIE McDONOUGH	30	6	2	8	6
D	21	PETER AHOLA	(LA)	8	1	1	2
		(PIT)	22	0	1	1	14
		(S.J.)	20	2	3	5	16
		(TOTAL)	50	3	5	8	36
L	8	LARRY DEPALMA	20	2	6	8	41
D	5	NEIL WILKINSON	59	1	7	8	96
C	26	PETRI SKRIKO	17	4	3	7	6
C	16	PERRY BEREZAN	28	3	4	7	28
L	28	*J-FRANCOIS QUINTIN	14	2	5	7	4
D	2	ROB ZETTLER	80	0	7	7	150
R	26	ROBIN BAWA	42	5	0	5	47
R	22	LYNDON BYERS	4	18	4	12	122
L	15	DAVID BRUCE	17	2	3	5	33
D	44	MICHEL PICARD	25	4	0	4	24
C	33	DALE CRAIGWELL	8	3	1	4	4
C	9	JON MORRIS	(NJ)	2	0	0	0
		(S.J.)	13	0	3	3	6
		(TOTAL)	15	0	3	3	6
C	45	*DODY WOOD	13	1	1	2	71
L	42	*JAROSLAV OTEVREL	7	0	2	2	0
D	29	DEAN KOLSTAD	10	0	2	2	12
C	40	*MARK BEAUFAIT	5	1	0	1	0
D	45	*CLAUDIO SCREMIN	4	0	1	1	4
D	38	PAT MACLEOD	13	0	1	1	10
G	1	BRIAN HAYWARD	18	0	1	1	2
G	30	JEFF HACKETT	36	0	1	1	4
G	31	*WADE FLAHERTY	1	0	0	0	0
R	7	MIKHAIL KRAVETS	1	0	0	0	0
G	32	*ARTURS IRBE	36	0	0	0	10

GOALTENDERS

NO	GOALTENDER	GP	MIN	AVG	W	L	T	SO	GA
32	*ARTURS IRBE	36	2074	4.11	7	26	0	1	142
31*	WADE FLAHERTY	1	60	5.00	0	1	0	0	5
30	JEFF HACKETT	36	2000	5.28	2	30	1	0	176
1	BRIAN HAYWARD	18	930	5.55	2	14	1	0	86
	TOTALS	84	5077	4.89	11	71	2	1	414

* - ROOKIE

GAME-BY-GAME RESULTS

GA	DATE	OPPONENT	RESULT	RECORD
1	10/8	WINNIPEG	4-3 W*	1-0-0
2	10/10	DETROIT	3-6 L	1-1-0
3	10/12	@ LOS ANGELES	1-2 L	1-2-0
4	10/15	BOSTON	2-8 L	1-3-0
5	10/17	CALGARY	2-6 L	1-4-0
6	10/21	@ MONTREAL	4-8 L	1-5-0
7	10/23	@ BUFFALO	4-5 L	1-6-0
8	10/24	@ TORONTO	1-5 L	1-7-0
9	10/26	@ ST. LOUIS	1-4 L	1-8-0
10	10/28	@ DETROIT	3-4 L	1-9-0
11	10/30	@ TAMPA BAY	2-1 W	2-9-0
12	11/1	@ CHICAGO	4-4 T	2-9-1
13	11/5	BUFFALO	7-5 W	3-9-1
14	11/7	NEW JERSEY	1-6 L	3-10-1
15	11/8	LOS ANGELES	4-11 L	3-11-1
16	11/10	@VANCOUVER	2-6 L	3-12-1
17	11/12	EDMONTON	3-4 L	3-13-1
18	11/14	VANCOUVER	2-5 L	3-14-1
19	11/17	LOS ANGELES	6-0 W	4-14-1
20	11/19	TORONTO	0-2 L	4-15-1
21	11/21	CHICAGO	1-2 L	4-16-1
22	11/25	@ CALGARY	4-3 W*	5-16-1
23	11/27	@ WINNIPEG	2-3 L*	5-17-1
24	11/28	@ MINNESOTA	3-10 L	5-18-1
25	12/1	EDMONTON	1-3 L	5-19-1
26	12/3	HARTFORD	5-7 L	5-20-1
27	12/5	PITTSBURGH	4-9 L	5-21-1
28	12/9	@ VANCOUVER	3-8 L	5-22-1
29	12/10	ST. LOUIS	2-3 L	5-23-1
30	12/12	QUEBEC	7-8 L*	5-24-1
31	12/16	TAMPA BAY	4-5 L*	5-25-1
32	12/18	@ VANCOUVER	1-8 L	5-26-1
33	12/19	VANCOUVER	3-6 L	5-27-1
34	12/21	@ WINNIPEG	4-5 L	5-28-1
35	12/23	@ EDMONTON	2-4 L	5-29-1
36	12/26	LOS ANGELES	7-2 W	6-29-1
37	12/29	@ VANCOUVER	5-7 L	6-30-1
38	12/30	PHILADELPHIA	2-6 L	6-31-1
39	1/2	VANCOUVER	2-2 T	6-31-2
40	1/4	MONTREAL (@SAC)	1-4 L	6-32-2
41	1/5	MONTREAL	1-2 L	6-33-2
42	1/8	@ TORONTO	1-5 L	6-34-2
43	1/10	@ OTTAWA	2-3 L	6-35-2
44	1/12	@ WINNIPEG	1-4 L	6-36-2
45	1/15	@ DETROIT	3-6 L	6-37-2
46	1/16	@ QUEBEC	1-4 L	6-38-2
47	1/18	@ BOSTON	3-4 L	6-39-2
48	1/21	@ HARTFORD	2-4 L	6-40-2
49	1/23	@ TAMPA BAY	1-5 L	6-41-2
50	1/26	@ LOS ANGELES	1-7 L	6-42-2
51	1/29	CHICAGO	2-4 L	6-43-2
52	1/30	CALGARY	4-5 L	6-44-2
53	2/1	TAMPA BAY	4-5 L	6-45-2
54	2/3	MINNESOTA	3-7 L	6-46-2
55	2/10	@ CALGARY	1-13 L	6-47-2
56	2/12	@ EDMONTON	0-6 L	6-48-2
57	2/14	@ WINNIPEG	3-2 W	7-48-2
58	2/16	WASHINGTON	3-4 L	7-49-2
59	2/18	WINNIPEG	5-3 W	8-49-2
60	2/20	N.Y. RANGERS	4-6 L	8-50-2
61	2/22	NYR (@SAC)	0-4 L	8-51-2
62	2/23	CALGARY	3-6 L	8-52-2
63	2/25	TORONTO	0-5 L	8-53-2
64	2/27	@ CALGARY	4-5 L	8-54-2
65	2/28	@ EDMONTON	1-4 L	8-55-2
66	3/2	OTTAWA	3-2 W	9-55-2
67	3/7	EDMONTON	6-3 W	10-55-2
68	3/9	@ MINNESOTA	2-4 L	10-56-2
69	3/11	@ ST. LOUIS	2-5 L	10-57-2
70	3/14	DETROIT	1-4 L	10-58-2
71	3/16	N.Y. ISLANDERS	0-6 L	10-59-2
72	3/19	@ N.Y. RANGERS	1-8 L	10-60-2
73	3/21	@ WASHINGTON	3-5 L	10-61-2
74	3/23	@ PITTSBURGH	2-7 L	10-62-2
75	3/25	@ PHILADELPHIA	2-5 L	10-63-2
76	3/27	@ N.Y. ISLANDERS	3-7 L	10-64-2
77	3/29	@ NEW JERSEY	0-5 L	10-65-2
78	4/1	WINNIPEG	5-9 L	10-66-2
79	4/3	CALGARY	2-3 L*	10-67-2
80	4/4	CALGARY	3-4 L	10-68-2
81	4/6	EDMONTON	5-2 W	11-68-2
82	4/8	@ LOS ANGELES	1-2 L	11-69-2
83	4/10	LOS ANGELES	2-3 L*	11-70-2
84	4/15	@ CALGARY	3-7 L	11-71-2

* - OVERTIME



1991-92 SEASON REVIEW

SEASON HIGHLIGHTS

- Sharks record first-ever franchise victory in a 4-3 decision vs. Calgary on Oct. 8. C **Kelly Kisio** scored game-winner.
- Sharks record first road victory on Nov. 30 with 2-1 win at Calgary.
- D Doug Wilson** becomes first Sharks player to represent San Jose in an NHL All-Star Game on Jan. 18.
- Sharks inaugural season interrupted from April 1-11 by first League-wide players strike.
- The Kansas City Blades, the Sharks International Hockey League development affiliate, capture the Turner Cup (IHL Championship) after recording professional hockey's best record in 1991-92 (56-22-4).

MAJOR TRANSACTIONS

- Acquired D **Doug Wilson** from Chicago in exchange for D Kerry Toporowski and a second round selection in 1992 NHL Entry Draft on Sept. 6, 1991.
- Acquired C **Dean Evason** from Hartford in exchange for D Dan Keczmer on Oct. 2, 1991.
- Acquired LW **Johan Garpenlov** from Detroit in exchange for D Bob McGill and eighth round selection in 1992 NHL Entry Draft (acquired earlier from Vancouver), March 10, 1992.

SMYTHE DIVISION

	GP	W	L	T	GF	GA	PTS
VANCOUVER	80	42	26	12	285	250	96
LOS ANGELES	80	35	31	14	287	296	84
EDMONTON	80	36	34	10	295	297	82
WINNIPEG	80	33	32	15	251	244	81
CALGARY	80	31	37	12	296	305	74
SAN JOSE	80	17	58	5	219	359	39

FINAL STATISTICS

P	NO	PLAYER	GP	G	A	PTS	PIM
R	17	*PAT FALLOON	79	25	34	59	16
L	19	BRIAN MULLEN	72	18	28	46	66
L	15	DAVID BRUCE	60	22	16	38	46
C	9	BRIAN LAWTON	59	15	22	37	42
C	11	KELLY KISIO	48	11	26	37	54
D	24	DOUG WILSON	44	9	19	28	26
D	3	*DAVID WILLIAMS	56	3	25	28	40
C	8	DEAN EVASON	74	11	15	26	99
R	7	WAYNE PRESLEY	47	8	14	22	76
C	16	PERRY BEREZAN	66	12	7	19	30
C	47	*MIKE SULLIVAN	64	8	11	19	107
D	5	NEIL WILKINSON	60	4	15	19	15
L	18	DAVE SMUGGERUD	(BUF)	55	3	15	18
		(SJ)	11	0	1	1	4
		(TOTAL)	66	3	16	19	40
D	4	*JAY MORE	46	4	13	17	85
L	14	STEVE BOZEK	58	8	8	16	27
C	33	*DALE CRAIGWELL	32	5	11	16	8
D	38	*PAT MACLEOD	37	5	11	16	4
L	22	PAUL FENTON	60	11	4	15	33
D	6	KEN HAMMOND	46	5	10	15	82
C	10	TONY HRKAC	22	2	10	12	4
L	10	JOHAN GARPENLOV	(DET)	16	1	1	2
		(SJ)	12	5	6	11	4
		(TOTAL)	28	6	7	13	8
D	23	*LINK GAETZ	48	6	6	12	326
L	27	PERRY ANDERSON	48	4	8	12	143
R	36	*JEFF ODGERS	61	7	4	11	217
D	2	ROB ZETTLER	74	1	8	9	99
L	37	DON BARBER	(WPG)	11	0	3	3
		(QUE)	2	0	0	0	0
		(SJ)	12	1	3	4	2
		(TOTAL)	25	1	6	7	6
L	28	*J.F. QUINTIN	8	3	0	3	0
D	25	BOB MCGILL	62	3	1	4	70
C	43	*RAY WHITNEY	2	0	3	3	0
L	21	CRAIG COXE	10	2	0	2	19
D	13	*RICK LESSARD	8	0	2	2	16
G	30	JEFF HACKETT	42	0	2	2	8
L	22	MIKE MCHUGH	8	1	0	1	14
C	16	MARK PAVELICH	2	0	1	1	4
L	44	KEVIN EVANS	5	0	1	1	25
G	32	*ARTURS IRBE	13	0	1	1	0
D	34	*MICHAEL COLMAN	15	0	1	1	32
G	35	JARMO MYLLYS	27	0	1	1	2
R	26	*PETER LAPPIN	1	0	0	0	0
R	40	MIKHAIL KRAVETS	1	0	0	0	0
G	31	*WADE FLAHERTY	3	0	0	0	0
L	20	JOHN CARTER	4	0	0	0	0
R	39	*ED COURTNEY	5	0	0	0	0
G	1	BRIAN HAYWARD	7	0	0	0	14
D	45	*CLAUDIO SCREMIN	13	0	0	0	25

GOALTENDERS

NO	GOALTENDER	GP	MINS	AVG	W	L	T	SO	GA
30	JEFF HACKETT	42	2314	3.84	11	27	1	0	148
31	*WADE FLAHERTY	3	178	4.38	0	3	0	0	13
32	*ARTURS IRBE	13	645	4.47	2	6	3	0	48
1	BRIAN HAYWARD	7	305	4.52	1	4	0	0	25
35	JARMO MYLLYS	27	1374	5.02	3	18	1	0	115
TOTALS		80	4829	4.46	17	58	5	0	359

* - ROOKIE

GAME-BY-GAME RESULTS

GA	DATE	OPPONENT	RESULT	RECORD
11/0/4		@VANCOUVER	3-4 L	0-1-0
210/5		VANCOUVER	2-5 L	0-2-0
310/8		CALGARY	4-3 W	1-2-0
410/10		WINNIPEG	4-5 L	1-3-0
510/12		@ST. LOUIS	3-6 L	1-4-0
610/13		@CHICAGO	3-7 L	1-5-0
710/16		@LOS ANGELES	5-8 L	1-6-0
810/17		MINNESOTA	2-8 L	1-7-0
910/19		BOSTON	1-4 L	1-8-0
10	10/23	@HARTFORD	0-3 L	1-9-0
1110/25		@BUFFALO	1-3 L	1-10-0
12	10/26	@NEW JERSEY	0-9 L	1-11-0
13	10/29	@N.Y. ISLANDERS	4-8 L	1-12-0
14	10/31	@PHILADELPHIA	2-5 L	1-13-0
15	11/2	@QUEBEC	3-6 L	1-14-0
16	11/4	@TORONTO	1-4 L	1-15-0
17	11/8	EDMONTON	6-2 W	2-15-0
18	11/9	N.Y. ISLANDERS	4-3 W	3-15-0
19	11/12	BUFFALO	1-7 L	3-16-0
20	11/14	DETROIT	3-3 T	3-16-1
21	11/16	@VANCOUVER	0-1 L	3-17-1
22	11/19	LOS ANGELES	2-3 L*	3-18-1
23	11/22	TORONTO	1-3 L	3-19-1
24	11/23	@LOS ANGELES	4-6 L	3-20-1
25	11/26	VANCOUVER	4-1 W	4-20-1
26	11/29	@EDMONTON	4-4 T	4-20-2
27	11/30	@CALGARY	2-1 W	5-20-2
28	12/3	LOS ANGELES	3-2 W*	6-20-2
29	12/5	PITTSBURGH	0-8 L	6-21-2
30	12/8	@EDMONTON	1-3 L	6-22-2
31	12/10	WINNIPEG	3-3 T	6-22-3
32	12/12	EDMONTON	6-3 W	7-22-3
33	12/14	MINNESOTA	2-3 L	7-23-3
34	12/16	@N.Y. RANGERS	3-4 L*	7-24-3
35	12/17	@PITTSBURGH	2-10 L	7-25-3
36	12/19	@ST. LOUIS	0-4 L	7-26-3
37	12/21	QUEBEC	4-1 W	8-26-3
38	12/26	@LOS ANGELES	3-5 L	8-27-3
39	12/28	VANCOUVER	2-3 L	8-28-3
40	1/3	PHILADELPHIA	3-1 W	9-28-3
41	1/4	MONTREAL	0-1 L*	9-29-3
42	1/7	@VANCOUVER	1-4 L	9-30-3
43	1/8	@CALGARY	3-10 L	9-31-3
44	1/11	@MINNESOTA	4-7 L	9-32-3
45	1/12	@WINNIPEG	4-3 W	10-32-3
46	1/14	@LOS ANGELES	3-3 T	10-32-4
47	1/21	@EDMONTON	2-9 L	10-33-4
48	1/24	CALGARY	2-3 L	10-34-4
49	1/25	EDMONTON	5-2 W	11-34-4
50	1/28	N.Y. RANGERS	2-4 L	11-35-4
51	1/30	ST. LOUIS	2-4 L	11-36-4
52	2/2	@WINNIPEG	0-6 L	11-37-4
53	2/4	HARTFORD	6-5 W	12-37-4
54	2/5	CHICAGO	5-2 W	13-37-4
55	2/9	@WASHINGTON	2-6 L	13-38-4
56	2/12	@MONTREAL	1-6 L	13-39-4
57	2/14	@BUFFALO	6-7 L	13-40-4
58	2/15	@DETROIT	1-11 L	13-41-4
59	2/18	WASHINGTON	2-4 L	13-42-4
60	2/21	VANCOUVER	3-5 L	13-43-4
61	2/23	CALGARY	2-4 L	13-44-4
62	2/26	QUEBEC	7-4 W	14-44-4
63	2/28	MONTREAL	3-3 T	14-44-5
64	3/1	PHILADELPHIA	0-1 L	14-45-5
65	3/4	LOS ANGELES	3-4 L	14-46-5
66	3/6	PITTSBURGH	3-7 L	14-47-5
67	3/8	TORONTO	4-1 W	15-47-5
68	3/10	@CHICAGO	1-5 L	15-48-5
69	3/11	@WINNIPEG	0-3 L	15-49-5
70	3/14	NEW JERSEY	3-2 W	16-49-5
71	3/17	DETROIT	4-5 L	16-50-5
72	3/19	@CALGARY	1-3 L	16-51-5
73	3/21	@HARTFORD	5-4 W	17-51-5
74	3/23	@BOSTON	6-7 L	17-52-5
75	3/24	@NEW JERSEY	3-4 L	17-53-5
76	3/26	@N.Y. ISLANDERS	4-7 L	17-54-5
77	3/29	@WINNIPEG	5-6 L	17-55-5

PLAY SUSPENDED 4/1 THRU 4/11 BECAUSE OF NHL PLAYERS' ASSOCIATION STRIKE

78	4/12	@EDMONTON	4-6 L	17-56-5
79	4/15	CALGARY	3-4 L	17-57-5
80	4/16	WINNIPEG	3-5 L	17-58-5

* - OVERTIME



2014 NHL PLAYOFF SUMMARY

FIRST ROUND

EASTERN CONFERENCE

Boston defeated Detroit, 4-1
 Montreal defeated Tampa Bay, 4-0
 Pittsburgh defeated Columbus, 4-2
 NY Rangers defeated Philadelphia, 4-3

WESTERN CONFERENCE

Minnesota defeated Colorado, 4-3
 Chicago defeated St. Louis, 4-2
 Anaheim defeated Dallas, 4-2
Los Angeles defeated San Jose, 4-3

SECOND ROUND

EASTERN CONFERENCE

Montreal defeated Boston, 4-3
 NY Rangers defeated Pittsburgh, 4-3

WESTERN CONFERENCE

Chicago defeated Minnesota, 4-2
 Los Angeles defeated Anaheim, 4-3

CONFERENCE FINALS

EASTERN CONFERENCE

NY Rangers defeated Montreal, 4-2

WESTERN CONFERENCE

Los Angeles defeated Chicago, 4-3

STANLEY CUP FINAL

Los Angeles defeated NY Rangers, 4-1



SHARKS 2014 PLAYOFF STATISTICS

POS	NO.	PLAYER	GP	TOI	G	A	PTS	+/-	PIM	PP	SH	GW	OT	S	PCTG
C	12	PATRICK MARLEAU	7	20:06	3	4	7	0	2	0	0	1	1	25	12
C	8	JOE PAVELSKI	7	20:32	2	4	6	-3	2	1	0	0	0	27	7.4
C	15	JAMES SHEPPARD	7	12:18	2	4	6	3	6	0	0	0	0	10	20
L	83	MATTHEW NIETO	7	14:20	2	3	5	3	0	0	0	0	0	14	14.3
C	48	TOMAS HERTL	7	13:35	2	3	5	-3	2	0	0	0	0	19	10.5
D	22	DAN BOYLE	7	21:51	0	4	4	-1	8	0	0	0	0	17	0
C	19	JOE THORNTON	7	19:19	2	1	3	-6	8	1	0	0	0	16	12.5
L	13	RAFFI TORRES	7	9:10	2	1	3	3	18	0	0	1	0	6	33.3
R	88	BRENT BURNS	7	17:31	2	1	3	-5	23	1	0	0	0	33	6.1
D	44	MARC-EDOUARD VLASIC	5	16:59	1	2	3	0	0	1	0	0	0	10	10
C	39	LOGAN COUTURE	7	18:36	1	2	3	0	7	0	0	0	0	18	5.6
C	57	TOMMY WINGELS	7	16:46	0	3	3	-2	4	0	0	0	0	13	0
R	18	MIKE BROWN	6	6:57	1	1	2	1	26	0	0	0	0	4	25
D	61	JUSTIN BRAUN	7	20:24	1	1	2	1	7	0	0	1	0	7	14.3
D	27	SCOTT HANNAN	7	17:39	0	2	2	1	0	0	0	0	0	7	0
C	10	ANDREW DESJARDINS	7	10:14	0	2	2	0	31	0	0	0	0	3	0
D	52	MATT IRWIN	2	19:47	1	0	1	-1	0	0	0	0	0	4	25
D	5	JASON DEMERS	7	19:57	0	1	1	-4	12	0	0	0	0	10	0
R	9	MARTY HAVLAT	1	11:49	0	0	0	-1	0	0	0	0	0	1	0
G	32	ALEX STALOCK	3	15:00	0	0	0	0	0	0	0	0	0	0	0
G	31	ANTTI NIEMI	6	2:47	0	0	0	0	0	0	0	0	0	0	0
D	7	BRAD STUART	7	19:47	0	0	0	1	0	0	0	0	0	4	0

NO.	GOALTENDER	GP	MINS	GAA	W	L	EN	SO	GA	SA	SV%	G	A	PIM
32	ALEX STALOCK	3	117	2.05	0	1	1	0	4	56	0.929	0	0	0
31	ANTTI NIEMI	6	305	3.74	3	3	2	0	19	164	0.884	0	0	0
S.J GOALTENDING TOTALS		7	426	3.66	3	4	3	0	26	223	0.883			



ALL-TIME SHARKS PLAYOFF SCORING

PLAYERS CURRENTLY ON SHARKS ROSTER IN **BOLD**

RNK	POS	NO	PLAYER	GP	G	A	PTS	+/-	PIM	PP	SH	GW	OT	S	PCTG	S/ GM	
1	C	12,14	Patrick Marleau	147	60	43	103	-11	67	21	4	15	4	404	14.9	2.7	
2	C	19	Joe Thornton	97	18	64	82	-17	75	6	0	5	1	231	7.8	2.4	
3	C	8	Joe Pavelski	81	26	30	56	3	32	12	0	7	3	267	9.7	3.3	
4	D	22	Dan Boyle	62	11	37	48	-13	38	5	0	2	0	184	6.0	3.0	
5	L	29	Ryane Clowe	68	18	27	45	-3	97	5	0	1	0	157	11.5	2.3	
6	C	25	V. Damphousse	53	15	23	38	-6	68	5	3	3	0	119	12.6	2.2	
7	C	39	Logan Couture	56	18	18	36	-4	13	6	0	4	1	152	11.8	2.7	
8	R	14	Jonathan Cheechoo	58	16	19	35	8	32	3	0	3	0	158	10.1	2.7	
9	C	18	Mike Ricci	59	14	19	33	8	26	4	0	2	0	77	18.2	1.3	
10	C	7	Igor Larionov	25	6	21	27	-5	12	0	0	0	0	46	13.0	1.8	
11	R	11	Owen Nolan	40	15	12	27	-10	54	4	2	5	0	146	10.3	3.7	
12	R	16	Devin Setoguchi	48	14	10	24	-7	22	4	0	3	3	152	9.2	3.2	
13	D	2,40	Mike Rathje	71	9	14	23	-14	45	7	0	0	0	61	14.8	0.9	
14	R	15	Dany Heatley	32	5	17	22	-9	28	1	0	0	0	92	5.4	2.9	
15	D	43,22, 27	Scott Hannan	76	1	18	19	11	83	1	0	1	0	91	1.1	1.2	
16	R	22	Ulf Dahlen	25	11	6	17	-16	0	6	0	2	1	55	20.0	2.2	
17	R	24	Sergei Makarov	25	11	5	16	-1	8	3	0	2	0	34	32.4	1.4	
18	R	9	Milan Michalek	39	10	6	16	9	18	3	0	2	0	93	10.8	2.4	
19	D	6	Sandis Ozolinsh	25	3	12	15	-10	14	1	0	0	0	38	7.9	1.5	
20	C/L	39,19	Jeff Friesen	34	5	10	15	-15	30	1	0	0	0	72	6.9	2.1	
21	D	5,8	Jeff Norton	38	1	14	15	4	39	0	0	0	0	41	2.4	1.1	
22	D	10,44	Christian Ehrhoff	38	2	13	15	2	40	1	0	1	0	68	2.9	1.8	
23	C/L	19	Marco Sturm	38	6	9	15	-4	12	0	0	1	0	72	8.3	1.9	
24	L	17	Scott Thornton	41	10	5	15	4	42	0	0	1	0	76	13.2	1.9	
25	L/R	15,94	Alexander Korolyuk	34	6	8	14	-2	18	2	0	2	0	62	9.7	1.8	
26	D	7	Brad Stuart	64	4	10	14	-10	29	1	0	0	0	70	5.7	1.1	
27	D	44	Marc-Edouard Vlasic	84	2	12	14	1	18	1	0	0	0	81	2.5	1.0	
28	D	41	Tom Pederson	24	1	11	12	-20	10	0	1	0	0	48	2.1	2.0	
29	L/C	14	Ray Whitney	25	4	8	12	-7	10	0	0	1	1	31	12.9	1.2	
30	R	24	Niklas Sundstrom	30	1	11	12	1	10	0	0	0	0	31	3.2	1.0	
31	D	52	Craig Rivet	24	2	9	11	-3	34	1	0	0	0	38	5.3	1.6	
32	D	20	Gary Suter	25	2	9	11	-4	20	1	0	1	0	55	3.6	2.2	
33	C	17	Torrey Mitchell	55	2	9	11	-8	30	1	0	0	0	86	2.3	1.6	
34	L	10	Johan Garpenlov	14	4	6	10	0	6	0	0	2	0	23	17.4	1.6	
35	C	27	Todd Elik	14	5	5	10	-5	12	1	0	0	0	45	11.1	3.2	
36	R	8	Teemu Selanne	18	5	5	10	-1	4	2	0	1	0	40	12.5	2.2	
37	R	37, 32	Stephane Matteau	35	2	8	10	-2	16	0	0	0	0	33	6.1	0.9	
38	D	4	Kyle McLaren	43	0	10	10	-3	30	0	0	0	0	26	0.0	0.6	
39	D	41, 3	Douglas Murray	57	2	8	10	-10	46	0	0	0	0	64	3.1	1.1	
40	R	23	Nicholas Dimitrakos	15	1	8	9	2	8	0	0	1	1	22	4.5	1.5	
41	D	9	Ian White	17	1	8	9	3	8	1	0	0	0	40	2.5	2.4	
42	R/D	88	Brent Burns	23	5	4	9	-4	35	2	0	0	0	77	6.5	3.3	
43	C	13	Jamie Baker	25	5	4	9	-8	42	0	0	2	0	33	15.2	1.3	
44	D	25	Matthew Carle	33	2	7	9	4	8	0	1	0	1	0	32	6.3	2.3
45	D	60, 5	Jason Demers	39	3	6	9	-6	32	1	0	0	0	44	6.8	1.1	
46	D	10,33	Marcus Ragnarsson	41	1	8	9	0	40	0	0	0	0	37	2.7	0.9	
47	D	42	Tom Preissing	22	1	7	8	0	4	0	0	0	0	25	4.0	1.1	
48	C	57,11	Marcel Goc	37	3	5	8	3	8	0	0	1	0	38	7.9	1.0	
49	C	15	Craig Janney	11	3	4	7	-13	4	0	0	1	0	17	17.6	1.5	
50	D	51	Brian Campbell	13	1	6	7	3	4	0	0	0	0	22	4.5	1.7	
51	R	20	Kyle Wellwood	18	1	6	7	6	0	0	0	0	0	18	5.6	1.0	
52	R	26	Steve Bernier	26	22	1	6	7	6	10	1	0	1	0	29	3.4	
53	R	17	Pat Falloon	25	4	3	7	-8	6	0	0	0	0	32	13	1.3	
54	L	28	Nils Ekman	27	2	5	7	-4	16	1	0	0	0	53	3.8	2.0	
55	C	34	Patrick Rissmiller	30	3	4	7	-1	10	0	0	1	1	42	7.1	1.4	
56	D	2	Bill Houlder	12	4	2	6	2	6	3	0	0	0	16	25.0	1.3	
57	R	27	Jeremy Roenick	18	2	4	6	-1	14	1	0	0	0	31	6.5	1.7	
58	L	15	James Sheppard	18	2	4	6	2	10	0	0	0	0	21	9.5	1.2	
59	D	4	Rob Blake	21	2	4	6	-5	14	0	0	0	0	64	3.1	3.0	
60	R	57	Tommy Wings	23	0	6	6	0	17	0	0	0	0	0	36	0.0	



ALL-TIME SHARKS PLAYOFF SCORING

RNK	POS	NO	PLAYER	GP	G	A	PTS	+/-	PIM	PP	SH	GW	OT	S	PCTG	S/GM
61	D	4	Jay More	24	0	6	6	-4	38	0	0	0	0	16	0.0	0.7
62	D	27	Bryan Marchment	40	3	3	6	5	38	0	0	0	0	49	6.1	1.2
63	R/C	13,9	Todd Harvey	46	2	4	6	-2	30	1	0	0	0	35	5.7	0.8
64	C	9	Bernie Nicholls	6	0	5	5	-2	8	0	0	0	0	6	0.0	1.0
65	R	15	John MacLean	6	2	3	5	1	4	1	0	0	0	18	11.1	3.0
66	L	83	Matthew Nieto	7	2	3	5	3	0	0	0	0	0	14	14.3	2.0
67	C	48	Tomas Hertl	7	2	3	5	-3	2	0	0	0	0	19	10.5	2.7
68	R	17	Joe Murphy	12	1	4	5	-1	24	1	0	0	0	31	3.2	2.6
69	L	11	Gaetan Duchesne	14	1	4	5	-2	12	0	0	0	0	17	5.9	1.2
70	L	12	Bob Errey	14	3	2	5	-3	10	1	0	0	0	12	25.0	0.9
71	R	25	Mike Grier	30	2	3	5	-3	35	0	0	0	0	61	3.3	2.0
72	L	9	Adam Graves	12	3	1	4	-2	6	0	0	2	0	15	20.0	1.3
73	L	13	Raffi Torres	12	3	1	4	2	20	0	0	2	1	18	16.7	1.5
74	C	10	Alyn McCauley	17	2	2	4	0	6	0	0	0	0	15	13.3	0.9
75	R	21	Tony Granato	23	2	2	4	0	20	0	0	0	0	27	7.4	1.2
76	D	7	Niclas Wallin	24	1	3	4	-1	12	0	0	1	0	26	3.8	1.1
77	C	16	Mark Smith	24	4	0	4	4	21	1	0	1	0	33	12.1	1.4
78	C	69, 10	Andrew Desjardins	26	2	2	4	3	43	0	0	0	0	21	9.5	0.8
79	C	37	Curtis Brown	35	0	4	4	-6	24	0	0	0	0	38	0.0	1.1
80	R	9	Martin Havlat	7	2	1	3	-1	8	1	0	1	1	16	12.5	2.3
81	C	15	Wayne Primeau	17	1	2	3	-7	4	0	0	0	0	28	3.6	1.6
82	L	15,26	Dave Lowry	19	1	2	3	0	24	0	0	0	0	10	10.0	0.5
83	D	26,44	Vlastimil Kroupa	20	1	2	3	-11	25	0	0	1	0	9	11	0.5
84	C	12	Ron Sutter	24	1	2	3	-2	28	0	0	0	0	28	3.6	1.2
85	D	61	Justin Braun	24	1	2	3	-3	22	0	0	1	0	31	3.2	1.3
86	R	18	Mike Brown	6	1	1	2	1	26	0	0	0	0	4	25.0	0.7
87	D	5	Rob Davison	6	0	2	2	0	4	0	0	0	0	3	0.0	0.5
88	C/L	22	Murray Craven	6	1	1	2	-2	0	0	0	0	0	6	16.7	1.0
89	R	13	Bill Guerin	9	0	2	2	-3	12	0	0	0	0	22	0.0	2.4
90	C	23	Scott Gomez	9	0	2	2	0	6	0	0	0	0	12	0.0	1.3
91	L	15	Ville Nieminen	11	0	2	2	-1	24	0	0	0	0	18	0.0	1.6
92	D	2	Jim Kyte	11	0	2	2	-1	14	0	0	0	0	8	0.0	0.7
93	L/R	18	Chris Tancill	11	1	1	2	-7	8	0	0	0	0	16	6.3	1.5
94	D	52	Matt Irwin	13	1	1	2	-5	4	0	0	0	0	22	4.5	1.7
95	L	37	TJ Galiardi	14	1	1	1	2	0	12	0	0	1	0	20	5.0
96	R	37	Rob Gaudreau	14	2	0	2	-1	0	1	1	0	0	14	14.3	1.0
97	R	36	Jeff Odgers	22	1	1	2	-2	34	0	0	0	0	11	9.1	0.5
98	C	21	Scott Nichol	30	1	1	2	-8	43	0	0	0	0	29	3.4	1.0
99	G	35,20	Evgeni Nabokov	80	0	2	2	0	6	0	0	0	0	0	0.0	0.0
100	D	5	Colin White	3	1	0	0	1	0	0	0	0	0	1	100.0	0.3
101	R	41	Jed Ortmeyer	4	0	1	1	-1	0	0	0	0	0	2	0.0	0.5
102	L	34	Daniel Winnik	5	0	1	1	1	1	6	0	0	0	0	3	0.0
103	D	20	Andrei Zyuzin	6	1	0	1	-2	14	0	0	1	1	6	16.7	1.0
104	D	43	Al Iafrate	6	1	0	1	-4	10	1	0	0	0	10	10.0	1.7
105	R	42	Shean Donovan	7	0	1	1	-3	6	0	0	0	0	7	0.0	1.0
106	R	36	Dwight Helminen	7	1	0	1	0	4	0	0	0	0	5	20	0.7
107	R	78	Benn Ferriero	8	1	0	1	0	6	0	0	1	1	3	33	0.4
108	R	22	Ronnie Stern	9	1	0	1	-3	17	0	0	0	0	14	7.1	1.6
109	L	55	Ben Eager	10	1	0	1	-2	41	0	0	0	0	11	9.1	1.1
110	D	6	Josh Gorges	11	0	1	1	-1	4	0	0	0	0	0	6	0.0
111	G	29	Mike Vernon	11	0	1	1	0	0	0	0	0	0	0	0.0	0.0
112	C	27	Manny Malhotra	15	1	0	1	-1	0	1	0	0	0	37	2.7	2.5
113	D	6	Jason Marshall	17	0	1	1	1	25	0	0	0	0	13	0	0.8
114	D	40	Kent Huskins	20	0	1	1	-4	8	0	0	0	0	5	0	0.3
115	L	64	Jamie McGinn	22	0	1	1	1	38	0	0	0	0	14	0.0	0.6
116	D	44	Shawn Cronin	23	1	0	1	-2	25	0	0	0	0	6	17	0.3
117	G	31	Antti Niemi	40	0	1	1	0	0	0	0	0	0	0	0	0.0
118	D	80	Matt Tennyson	0	0	0	0	0	0	0	0	0	0	0	0.0	0.0
119	C	43	John McCarthy	0	0	0	0	0	0	0	0	0	0	0	0.0	0.0
120	R	81	Tyler Kennedy	0	0	0	0	0	0	0	0	0	0	0	0.0	0.0
121	R	42	Matt Pelech	0	0	0	0	0	0	0	0	0	0	0	0.0	0.0



ALL-TIME SHARKS PLAYOFF SCORING

RNK	POS	NO	PLAYER	GP	G	A	PTS	+/-	PIM	PP	SH	GW	OT	S	PCTG	S/ GM
122	R	32	Claude Lemieux	1	0	0	0	0	0	0	0	0	0	1	0.0	1.0
123	G	32	Kelly Hrudey	1	0	0	0	0	0	0	0	0	0	0	0.0	0.0
124	G	33	Brian Boucher	1	0	0	0	0	0	0	0	0	0	0	0.0	0.0
125	G	1	Thomas Greiss	1	0	0	0	0	0	0	0	0	0	0	0.0	0.0
126	L	10	Brad Winchester	1	0	0	0	0	0	0	0	0	0	0.0	0.0	0.0
127	C	26	Michal Handzus	2	0	0	0	0	0	0	0	0	4	4	0.0	0.0
128	D	21	Alexei Semenov	2	0	0	0	0	2	0	0	0	0	3	0.0	1.5
129	D	23	Shawn Heins	2	0	0	0	-1	0	0	0	0	0	2	0.0	1.0
130	G	29	Jim Waite	2	0	0	0	0	0	0	0	0	0	0	0.0	0.0
131	D	21	Jim Fahey	2	0	0	0	0	0	0	0	0	0	0	0.0	0.0
132	G	30	Antero Niittymaki	2	0	0	0	0	0	0	0	0	0	0	0.0	0.0
133	G	32	Alex Stalock	3	0	0	0	0	0	0	0	0	0	0	0.0	0.0
134	C	18	Dominic Moore	3	0	0	0	-1	5	0	0	0	0	5	0.0	0.0
135	C	46	Tim Kennedy	3	0	0	0	0	2	0	0	0	0	0	0.0	0.0
136	L	39	Tomas Plihal	4	0	0	0	1	0	0	0	0	0	9	0.0	2.3
137	L	7	Mark Bell	4	0	0	0	-2	2	0	0	0	0	2	0.0	0.5
138	D	5	Jeff Jillson	4	0	0	0	0	0	0	0	0	0	2	0.0	0.5
139	G	37,34	Miikka Kiprusoff	4	0	0	0	0	0	0	0	0	0	0	0.0	0.0
140	L/R	8,12	Kevin Miller	6	0	0	0	-3	2	0	0	0	0	7	0.0	1.2
141	D	37	Brad Lukowich	6	0	0	0	1	0	0	0	0	0	6	0.0	1.0
142	L	12	Bill Lindsay	6	0	0	0	0	16	0	0	0	0	4	0.0	0.7
143	L	28	Shawn Burr	6	0	0	0	-1	8	0	0	0	0	4	0.0	0.7
144	D	3	Bob Rouse	6	0	0	0	-1	6	0	0	0	0	4	0.0	0.7
145	L	24	Travis Moen	6	0	0	0	-4	2	0	0	0	0	4	0.0	0.7
146	L	62,23	Andrei Nazarov	6	0	0	0	0	9	0	0	0	0	3	0.0	0.5
147	C	37	Adam Burish	6	0	0	0	0	4	0	0	0	0	9	0.0	1.5
148	L	45	Jody Shelley	7	0	0	0	-1	2	0	0	0	0	1	0.0	0.1
149	G	31	Wade Flaherty	7	0	0	0	0	0	0	0	0	0	0	0.0	0.0
150	L	38	Bracken Kearns	7	0	0	0	-1	2	0	0	0	0	4	0.0	0.6
151	R	28	Matt Bradley	10	0	0	0	0	0	0	0	0	0	4	0.0	0.4
152	G	35	Vesa Toskala	11	0	0	0	0	0	0	0	0	0	0	0.0	0.0
153	R	10	Jamal Mayers	12	0	0	0	-3	12	0	0	0	0	5	0.0	0.4
154	G	31	Steve Shields	13	0	0	0	0	0	0	0	0	0	0	0.0	0.0
155	G	32	Arturs Irbe	20	0	0	0	0	16	0	0	0	0	0	0.0	0.0

ALL-TIME SHARKS PLAYOFF GOALTENDING

NO.	GOALTENDER	GPI	MINS	AVG	W	L	EN	SO	GA	SA	SPCT.	G	A	PIM	DECISIONS
33	Brian Boucher	1	2	0.00	0	0	1	0	0	0	.000	0	0	0	0
30	Antero Niittymaki	2	91	0.66	1	0	0	0	1	30	.967	0	0	0	1
34	Miikka Kiprusoff	4	157	1.91	1	1	1	0	5	81	.938	0	0	0	2
32	Alex Stalock	3	117	2.05	0	1	1	0	4	56	.929	0	0	0	1
35, 20	Evgeni Nabokov	80	4820	2.29	40	38	6	7	184	2118	.913	0	2	6	78
29	Mike Vernon	11	669	2.42	4	7	1	1	27	310	.913	0	1	0	11
35	Vesa Toskala	11	686	2.45	6	5	0	1	28	311	.910	0	0	0	11
31	Antti Niemi	40	2340	2.79	19	20	5	0	109	1151	.905	0	1	0	39
32	Kelly Hrudey	1	20	3.00	0	0	0	0	1	6	.833	0	0	0	0
1	Thomas Greiss	1	40	3.00	0	0	0	0	2	28	.929	0	0	0	0
31	Steve Shields	13	756	3.33	5	8	1	0	42	359	.883	0	0	0	13
32	Arturs Irbe	20	1122	4.12	9	11	1	0	77	583	.868	0	0	16	20
29	Jimmy Waite	2	40	4.50	0	0	0	0	3	17	.824	0	0	0	0
31	Wade Flaherty	7	377	4.93	2	3	0	0	31	221	.860	0	0	0	5
S.J. Totals		196	11237	2.74	87	94	17	9	514	5271	.902	0	4	22	181



ALL-TIME SHARKS PLAYOFF LEADERS

PLAYERS CURRENTLY ON SHARKS ROSTER IN **BOLD**

GAMES PLAYED

RNK	PLAYER	GP
1	Patrick Marleau	147
2	Joe Thornton	97
3	Marc-Edouard Vlasic	84
4	Joe Pavelski	81
5	Evgeni Nabokov	80
6	Scott Hannan	76
7	Mike Rathje	71
8	Ryane Clowe	68
9	Brad Stuart	64
10	Dan Boyle	62

GOALS

RNK	PLAYER	G
1	Patrick Marleau	60
2	Joe Pavelski	26
3	Joe Thornton	18
	Ryane Clowe	18
	Logan Couture	18
6	Jonathan Cheechoo	16
7	Vincent Damphousse	15
	Owen Nolan	15
9	Mike Ricci	14
	Devin Setoguchi	14

ASSISTS

RNK	PLAYER	A
1	Joe Thornton	64
2	Patrick Marleau	43
3	Dan Boyle	37
4	Joe Pavelski	30
5	Ryane Clowe	27
6	Vincent Damphousse	23
7	Igor Larionov	21
8	Jonathan Cheechoo	19
	Mike Ricci	19
10	Logan Couture	18
	Scott Hannan	18

POINTS

RNK	PLAYER	PTS
1	Patrick Marleau	103
2	Joe Thornton	82
3	Joe Pavelski	56
4	Dan Boyle	48
5	Ryane Clowe	45
6	Vincent Damphousse	38
7	Logan Couture	36
8	Jonathan Cheechoo	35
9	Mike Ricci	33
10	Igor Larionov	27
	Owen Nolan	27

PLUS/MINUS

RNK	PLAYER	+/-
1	Scott Hannan	11
2	Milan Michalek	9
3	Jonathan Cheechoo	8
	Mike Ricci	8
5	Steve Bernier	6
	Kyle Wellwood	6
7	Bryan Marchment	5
8	Jeff Norton	4
	Scott Thornton	4
	Matthew Carle	4
	Mark Smith	4

PENALTY MINUTES

RNK	PLAYER	PIM
1	Ryane Clowe	97
2	Scott Hannan	83
3	Joe Thornton	75
4	Vincent Damphousse	68
5	Patrick Marleau	67
6	Owen Nolan	54
7	Douglas Murray	46
8	Mike Rathje	45
9	Andrew Desjardins	43
	Scott Nichol	43

POWER PLAY GOALS

RNK	PLAYER	PP
1	Patrick Marleau	21
2	Joe Pavelski	12
3	Mike Rathje	7
4	Joe Thornton	6
	Logan Couture	6
	Ulf Dahlen	6
7	Ryane Clowe	5
	Vincent Damphousse	5
	Dan Boyle	5
10	Owen Nolan	4
	Mike Ricci	4
	Devin Setoguchi	4

SHORTHANDED GOALS

RNK	PLAYER	SH
1	Patrick Marleau	4
2	Vincent Damphousse	3
3	Owen Nolan	2
4	Rob Gaudreau	1
5	Tom Pederson	1



ALL-TIME SHARKS PLAYOFF LEADERS



GAME-WINNING GOALS

RNK	PLAYER	GW
1	Patrick Marleau	15
2	Joe Pavelski	7
3	Owen Nolan	5
	Joe Thornton	5
5	Logan Couture	4
6	Vincent Damphousse	3
	Devin Setoguchi	3
	Jonathan Cheechoo	3
9	Raffi Torres	2
	Nine others tied with	

OVERTIME GOALS

RNK	PLAYER	OT
1	Patrick Marleau	4
2	Joe Pavelski	3
	Devin Setoguchi	3
4	Joe Thornton	1
	Logan Couture	1
	Ulf Dahlen	1
	Raffi Torres	1
	Martin Havlat	1
	Andrei Zyuzin	1
	Patrick Rissmiller	1
	Ray Whitney	1
	Nicholas Dimitrakos	1
	Benn Ferriero	1

SHOTS

RNK	PLAYER	S
1	Patrick Marleau	404
2	Joe Pavelski	267
3	Joe Thornton	231
4	Dan Boyle	184
5	Jonathan Cheechoo	158
6	Ryane Clowe	157
7	Devin Setoguchi	152
	Logan Couture	152
9	Owen Nolan	146
10	Vincent Damphousse	119

SHOOTING PERCENTAGE

(MIN. 30 SHOTS)		
RNK	PLAYER	PCTG
1	Sergei Makarov	32.4
2	Ulf Dahlen	20.0
3	Mike Ricci	18.2
4	Jamie Baker	15.2
5	Patrick Marleau	14.9
6	Mike Rathje	14.8
7	Scott Thornton	13.2
8	Igor Larionov	13.0
9	Ray Whitney	12.9
10	Vincent Damphousse	12.6



ALL-TIME SHARKS GOALTENDING LEADERS

CURRENT SHARKS ON ROSTER IN **BOLD**



Evgeni Nabokov

GAMES PLAYED

RANK	GOALTENDER	GPI
1	Evgeni Nabokov	80
2	Antti Niemi	40
3	Arturs Irbe	20
4	Steve Shields	13
5	Mike Vernon	11
	Vesa Toskala	11
7	Wade Flaherty	7
8	Miikka Kiprusoff	4
9	Alex Stalock	3
10	Antero Niittymäki	2
	Jimmy Waite	2

MINUTES

RANK	GOALTENDER	MIN
1	Evgeni Nabokov	4820
2	Antti Niemi	2340
3	Arturs Irbe	1122
4	Steve Shields	756
5	Vesa Toskala	686
6	Mike Vernon	669
7	Wade Flaherty	377
8	Miikka Kiprusoff	157
9	Alex Stalock	117
10	Antero Niittymäki	91

GOALS-AGAINST AVERAGE

(min. 120 minutes)

RANK	GOALTENDER	AVG
1	Miikka Kiprusoff	1.91
2	Evgeni Nabokov	2.29
3	Mike Vernon	2.42
4	Vesa Toskala	2.45
5	Antti Niemi	2.79
6	Steve Shields	3.33
7	Arturs Irbe	4.12
8	Wade Flaherty	4.93

WINS

RANK	GOALTENDER	W
1	Evgeni Nabokov	40
2	Antti Niemi	19
3	Arturs Irbe	9
4	Vesa Toskala	6
5	Steve Shields	5
6	Mike Vernon	4
7	Wade Flaherty	2
8	Antero Niittymäki	1
	Miikka Kiprusoff	1



ALL-TIME SHARKS GOALTENDING LEADERS

CURRENT SHARKS ON ROSTER IN **BOLD**



Arturs Irbe

DECISIONS

RANK	GOALTENDER	DECISIONS
1	Evgeni Nabokov	78
2	Antti Niemi	39
3	Arturs Irbe	20
4	Steve Shields	13
5	Vesa Toskala	11
	Mike Vernon	11
7	Wade Flaherty	5
8	Miikka Kiprusoff	2
9	Antero Niittymäki	1
	Alex Stalock	1

EMPTY NET GOALS

RANK	GOALTENDER	EN
1	Evgeni Nabokov	6
2	Antti Niemi	5
3	Arturs Irbe	1
	Steve Shields	1
	Mike Vernon	1
	Miikka Kiprusoff	1
	Alex Stalock	1
	Brian Boucher	1

SHUTOUTS

RANK	GOALTENDER	SO
1	Evgeni Nabokov	7
2	Mike Vernon	1
	Vesa Toskala	1

GOALS ALLOWED

RANK	GOALTENDER	GA
1	Evgeni Nabokov	184
2	Antti Niemi	109
3	Arturs Irbe	77
4	Steve Shields	42
5	Wade Flaherty	31
6	Vesa Toskala	28
7	Mike Vernon	27
8	Miikka Kiprusoff	5
9	Alex Stalock	4
10	Jimmy Waite	3

SHOTS AGAINST

RANK	GOALTENDER	SA
1	Evgeni Nabokov	2118
2	Antti Niemi	1151
3	Arturs Irbe	583
4	Steve Shields	359
5	Vesa Toskala	311
6	Mike Vernon	310
7	Wade Flaherty	221
8	Miikka Kiprusoff	81
9	Alex Stalock	56
10	Antero Niittymäki	30

SAVE PERCENTAGE

(Min. 120 minutes)			
RANK	GOALTENDER	MINS	SPCT.
1	Miikka Kiprusoff	157	0.938
2	Evgeni Nabokov	4820	0.913
	Mike Vernon	669	0.913
4	Vesa Toskala	686	0.910
5	Antti Niemi	2340	0.905
6	Steve Shields	756	0.883
7	Arturs Irbe	1122	0.868
8	Wade Flaherty	377	0.860

ASSISTS

RANK	GOALTENDER	A
1	Evgeni Nabokov	2
2	Mike Vernon	1
	Antti Niemi	1

PENALTY MINUTES

RANK	GOALTENDER	PIM
1	Arturs Irbe	16
2	Evgeni Nabokov	6





SHARKS ALL-TIME PLAYOFF RECORD

SERIES	WON	LOST	GP	W	L	GF	GA
31	14	17	182	88	94	460	539

SHARKS PLAYOFF RECORD BY TEAMS

ANAHEIM DUCKS

SERIES	WON	LOST	GP	W	L	GF	GA	PP	PK
2008-09 WQF	0	1	6	2	4	10	18	4/24	18/23
TOTALS	0	1	6	2	4	10	18	4/24	18/23

2008-09 WQF - Anaheim defeated San Jose, 4-2

CALGARY FLAMES

SERIES	WON	LOST	GP	W	L	GF	GA	PP	PK
2007-08 WQF	1	0	7	4	3	19	17	6/31	16/22
2003-04 WCF	0	1	6	2	4	12	16	3/25	21/23
1994-95 WQF	1	0	7	4	3	26	35	6/31	24/31
TOTALS	2	1	20	10	10	57	68	15/87	61/76

1994-95 WQF - San Jose defeated Calgary, 4-3

2003-04 WCF - Calgary defeated San Jose, 4-2

2007-08 WQF - San Jose defeated Calgary, 4-3

CHICAGO BLACKHAWKS

SERIES	WON	LOST	GP	W	L	GF	GA	PP	PK
2009-10 WCF	0	1	4	0	4	7	13	4/13	10/12
TOTALS	0	1	4	0	4	7	13	4/13	10/12

2009-10 WCF - Chicago defeated San Jose, 4-0

COLORADO AVALANCHE

SERIES	WON	LOST	GP	W	L	GF	GA	PP	PK
2009-10 WQF	1	0	6	4	2	19	11	5/26	13/15
2003-04 WSF	1	0	6	4	2	14	7	4/25	24/27
2001-02 WSF	0	1	7	3	4	21	25	3/21	19/23
1998-99 WQF	0	1	6	2	4	17	19	7/41	35/42
TOTALS	2	2	25	13	12	71	62	19/113	91/107

1998-99 WQF - Colorado defeated San Jose, 4-2

2001-02 WSF - Colorado defeated San Jose, 4-3

2003-04 WSF - San Jose defeated Colorado, 4-2

2009-10 WQF - San Jose defeated Colorado, 4-2



SHARKS PLAYOFF RECORD BY TEAMS

DALLAS STARS

SERIES	WON	LOST	GP	W	L	GF	GA	PP	PK
2007-08 WSF	0	1	6	2	4	11	15	2/25	17/22
1999-00 WQF	0	1	5	1	4	7	15	4/28	16/21
1997-98 WSF	0	1	6	2	4	12	16	6/36	31/38
TOTALS	0	3	17	5	12	30	46	12/89	64/81

1997-98 WQF - Dallas defeated San Jose, 4-2

1999-00 WSF - Dallas defeated San Jose, 4-1

2007-08 WSF - Dallas defeated San Jose, 4-2

DETROIT RED WINGS

SERIES	WON	LOST	GP	W	L	GF	GA	PP	PK
2010-11 WSF	1	0	7	4	3	18	18	5/28	24/28
2009-10 WSF	1	0	5	4	1	15	17	6/31	19/23
2006-07 WSF	0	1	6	2	4	9	13	2/27	20/25
1994-95 WSF	0	1	4	0	4	6	24	3/17	9/15
1993-94 WQF	1	0	7	4	3	21	27	6/36	30/35
TOTALS	3	2	29	14	15	69	99	22/139	102/126

1993-94 WQF - San Jose defeated Detroit, 4-3

1994-95 WSF - Detroit defeated San Jose, 4-0

2006-07 WSF - Detroit defeated San Jose, 4-2

2009-10 WSF - San Jose defeated Detroit, 4-1

2010-11 WSF - San Jose defeated Detroit, 4-3

EDMONTON OILERS

SERIES	WON	LOST	GP	W	L	GF	GA	PP	PK
2005-06 WSF	0	1	6	2	4	12	19	2/35	24/29
TOTALS	0	1	6	2	4	12	19	2/35	24/29

2005-06 WSF - Edmonton defeated San Jose, 4-2

LOS ANGELES KINGS

SERIES	WON	LOST	GP	W	L	GF	GA	PP	PK
2013-14 1st Round	0	1	7	3	4	22	26	4/32	6/24
2012-13 WSF	0	1	7	3	4	10	14	4/26	15/20
2010-11 WQF	1	0	6	4	2	20	20	2/23	19/24
TOTALS	1	2	20	10	10	52	60	10/81	40/68

2010-11 WQF - San Jose defeated Los Angeles, 4-2

2012-13 WSF - Los Angeles defeated San Jose, 4-3

2013-14 FR - Los Angeles defeated San Jose, 4-3

NASHVILLE PREDATORS

SERIES	WON	LOST	GP	W	L	GF	GA	PP	PK
2006-07 WQF	1	0	5	4	1	16	14	2/30	19/22
2005-06 WQF	1	0	5	4	1	17	10	9/37	26/34
TOTALS	2	0	10	8	2	23	24	11/67	45/56

2006-07 WQF - San Jose defeated Nashville, 4-1

2005-06 WQF - San Jose defeated Nashville, 4-1

PHOENIX/ARIZONA COYOTES

SERIES	WON	LOST	GP	W	L	GF	GA	PP	PK
2001-02 WQF	1	0	5	4	1	13	7	2/24	24/25
TOTALS	1	0	5	4	1	13	7	2/24	24/25

2001-02 WQF - San Jose defeated Phoenix, 4-1



SHARKS PLAYOFF RECORD BY TEAMS



ST. LOUIS BLUES

SERIES	WON	LOST	GP	W	L	GF	GA	PP	PK
2011-12 WQF	0	1	5	1	4	8	14	2/17	12/18
2003-04 WQF	1	0	5	4	1	12	9	3/31	23/24
2000-01 WQF	0	1	6	2	4	11	16	0/22	22/27
1999-00 WQF	1	0	7	4	3	20	22	6/35	31/39
TOTALS	2	2	23	11	12	51	61	11/105	88/108

1999-00 WQF - San Jose defeated St. Louis, 4-3

2000-01 WQF - St. Louis defeated San Jose, 4-2

2003-04 WQF - San Jose defeated St. Louis, 4-1

2011-12 WQF - St. Louis defeated San Jose, 4-1

TORONTO MAPLE LEAFS

SERIES	WON	LOST	GP	W	L	GF	GA	PP	PK
1993-94 WSF	0	1	7	3	4	21	26	3/38	18/26
TOTALS	0	1	7	3	4	21	26	3/38	18/26

1993-94 WSF - Toronto defeated San Jose, 4-3

VANCOUVER CANUCKS

SERIES	WON	LOST	GP	W	L	GF	GA	PP	PK
2012-13 WQF	1	0	4	4	0	15	8	7/24	8/10
2010-11 WCF	0	1	5	1	4	13	20	7/22	15/24
TOTALS	1	1	9	5	4	28	28	14/46	23/34

2010-11 WCF - Vancouver defeated San Jose, 4-1

2012-13 WQF - San Jose defeated Vancouver 4-0

WCF = Western Conference Final

WQF/FR = Western Conference Quarter Finals/First Round

WSF/SR = Western Conference Semi Finals/Second Round



SHARKS OVERTIME PLAYOFF GAMES (37)

RECORD: 20-17 (Home: 9-8; Road: 11-9)

DATE	SERIES/ GAME #	VS.	SITE	GWG	TIME	SCORE	SERIES WINNER
5/12/94	WSF/6	TOR	Maple Leaf Gardens	Mike Gartner	8:53	2-3 L	Toronto 4-3
5/09/95	WQF/2	CGY	Saddledome	Ulf Dahlen	12:21	5-4 W	San Jose, 4-3
5/19/95	WQF/7	CGY	Saddledome	Ray Whitney	21:54 2OT	5-4 W	San Jose, 4-3
4/28/98	WQF/4	DAL	San Jose Arena	Andrei Zyuzin	6:31	1-0 W	Dallas, 4-2
5/02/98	WQF/6	DAL	San Jose Arena	Mike Keane	3:43	2-3 L	Dallas, 4-2
4/24/99	WQF/2	COL	San Jose Arena	Milan Hejduk	7:53	1-2 L	Colorado, 4-2
5/03/99	WQF/6	COL	San Jose Arena	Milan Hejduk	13:12	2-3 L	Colorado, 4-2
4/21/01	WQF/5	STL	Savvis Center	Bryce Salvador	9:54	2-3 L	St. Louis, 4-2
5/13/02	WSF/6	COL	Compaq Center	Peter Forsberg	2:47	1-2 L	Colorado, 4-3
4/08/04	WQF/1	STL	HP Pavilion	Niko Dimitrakos	9:16	1-0 W	San Jose, 4-1
4/28/04	WSF/4	COL	Pepsi Center	Joe Sakic	5:15	0-1 L	San Jose, 4-2
5/01/04	WSF/5	COL	HP Pavilion	Joe Sakic	1:54	1-2 L	San Jose, 4-2
5/09/04	WCF/1	CGY	HP Pavilion	Steve Montador	18:43	3-4 L	Calgary, 4-2
5/10/06	WSF/3	EDM	Rexall Place	Shawn Horcoff	42:24 3OT	2-3 L	Edmonton, 4-2
4/11/07	WQF/1	NSH	Nashville Arena	Patrick Rissmiller	28:14 2OT	5-4 W	San Jose, 4-1
5/2/07	WSF/4	DET	HP Pavilion	Mathieu Schneider	16:04	2-3 L	Detroit, 4-2
4/25/08	WSF/1	DAL	HP Pavilion	Brendan Morrow	4:39	2-3 L	Dallas, 4-2
4/29/08	WSF/3	DAL	American Airlines Center	Mattias Norstrom	4:37	1-2 L	Dallas, 4-2
5/2/08	WSF/5	DAL	HP Pavilion	Joe Pavelski	1:05	3-2 W	Dallas, 4-2
5/4/08	WSF/6	DAL	American Airlines Center	Brendan Morrow	69:03 4OT	1-2 L	Dallas, 4-2
4/25/09	WQF/5	ANA	HP Pavilion	Patrick Marleau	6:02	3-2 W	Anaheim, 4-2
4/16/10	WQF/2	COL	HP Pavilion	Devin Setoguchi	5:22	6-5 W	San Jose, 4-2
4/18/10	WQF/3	COL	Pepsi Center	Ryan O'Reilly	0:51	0-1 L	San Jose, 4-2
4/20/10	WQF/4	COL	Pepsi Center	Joe Pavelski	10:24	2-1 W	San Jose, 4-2
5/4/10	WSF/3	DET	Joe Louis Arena	Patrick Marleau	7:07	4-3 W	San Jose, 4-1
5/21/10	WCF/3	CHI	United Center	Dustin Byfuglien	12:24	2-3 L	Chicago, 4-0
4/14/11	WQF/1	LA	HP Pavilion	Joe Pavelski	14:44	3-2 W	San Jose, 4-2
4/19/11	WQF/3	LA	Staples Center	Devin Setoguchi	3:09	6-5 W	San Jose, 4-2
5/25/11	WQF/6	LA	Staples Center	Joe Thornton	2:22	4-3 W	San Jose, 4-2
4/29/11	WSF/1	DET	HP Pavilion	Benn Ferriero	7:03	2-1 W	San Jose, 4-3
5/4/11	WSF/3	DET	Joe Louis Arena	Devin Setoguchi	9:21	4-3 W	San Jose, 4-3
5/24/11	WCF/5	VAN	Rogers Arena	Kevin Bieksa	30:18 2OT	2-3 L	Vancouver, 4-1
4/12/12	WQF/1	STL	Scottrade Center	Martin Havlat	23:34 2OT	3-2 W	St. Louis, 4-1
5/3/13	WQF/2	VAN	Rogers Arena	Raffi Torres	5:31	3-2 W	San Jose, 4-0
5/7/13	WQF/4	VAN	HP Pavilion	Patrick Marleau	13:18	4-3 W	San Jose, 4-0
5/23/13	WSF/3	LAK	HP Pavilion	Logan Couture	1:29	2-1 W	Los Angeles, 4-3
4/22/14	FR/3	LAK	Staples Center	Patrick Marleau	6:20	4-3 W	Los Angeles, 4-3

SHARKS PLAYOFF HAT TRICKS (5)

DATE	SERIES/GAME #	VS.	SITE	SCORER	SCORE	SERIES WINNER
5/6/94	WSF/3	TOR	San Jose Arena	Ulf Dahlen	5-2 W	Toronto, 4-3
4/10/04	WQF/2	STL	HP Pavilion	Patrick Marleau	3-1 W	San Jose, 4-1
4/22/04	WSF/1	COL	HP Pavilion	Patrick Marleau	5-2 W	San Jose, 4-2
4/27/06	WQF/4	NSH	HP Pavilion	Patrick Marleau	5-4 W	San Jose, 4-1
5/4/11	WSF/3	DET	Joe Louis Arena	Devin Setoguchi	4-3 W OT	San Jose, 4-3

OPPONENT PLAYOFF HAT TRICKS (5)

DATE	SERIES/GAME #	VS.	SITE	SCORER	SCORE	SERIES WINNER
5/11/95	WQF/3	CGY	San Jose Arena	Mike Sullivan	2-9 L	San Jose, 4-3
5/13/95	WQF/4	CGY	San Jose Arena	Theoren Fleury (4 G)	4-6 L	San Jose, 4-3
4/23/00	WQF/6	STL	San Jose Arena	Scott Young	2-6 L	San Jose, 4-3
4/12/04	WQF/3	STL	Savvis Center	Mike Sillinger	1-4 L	San Jose, 4-1
5/6/10	WSF/4	DET	Joe Louis Arena	Johan Franzen (4 G)	1-7 L	San Jose, 4-1



SHARKS PLAYOFF SHUTOUTS (9)

DATE	SERIES/ GAME #	VS.	SITE	GOALTENDER	SAVES	SCORE	SERIES WINNER
4/28/98	WQF/4	DAL	San Jose Arena	Mike Vernon	26	1-0 OT	Dallas, 4-2
4/14/01	WQF/2	STL	Savvis Center	Evgeni Nabokov	28	1-0	St. Louis, 4-2
4/09/04	WQF/1	STL	HP Pavilion	Evgeni Nabokov	26	1-0 OT	San Jose, 4-1
4/26/04	WSF/3	COL	Pepsi Center	Evgeni Nabokov	33	1-0	San Jose, 4-2
5/13/04	WCF/3	CGY	Pengrowth Saddledome	Evgeni Nabokov	34	3-0	Calgary, 4-2
4/23/06	WQF/2	NSH	Gaylord Entertainment Center	Vesa Toskala	25	3-0	San Jose, 4-1
4/26/07	WSF/1	DET	Joe Louis Arena	Evgeni Nabokov	34	2-0	Detroit, 4-2
4/10/08	WQF/2	CGY	HP Pavilion	Evgeni Nabokov	21	2-0	San Jose, 4-3
4/22/10	WQF/5	COL	HP Pavilion	Evgeni Nabokov	28	5-0	San Jose, 4-2

OPPONENT PLAYOFF SHUTOUTS (18)

DATESERIES	GAME #	VS.	SITE	GOALTENDER	SAVES	SCORE	SERIES WINNER
4/20/94	WQF/2	DET	Joe Louis Arena	Chris Osgood	22	0-4 L	San Jose, 4-3
5/15/95	WQF/5	CGY	Saddledome	Trevor Kidd	25	0-5 L	San Jose, 4-3
5/21/95	WSF/1	DET	Joe Louis Arena	Mike Vernon	15	0-6 L	Detroit, 4-0
4/28/00	WSF/1	DAL	Reunion Arena	Ed Belfour	18	0-4 L	Dallas, 4-2
4/30/00	WSF/2	DAL	Reunion Arena	Ed Belfour	19	0-1 L	Dallas, 4-2
5/15/02	WSF/6	COL	Pepsi Center	Patrick Roy	27	0-1 L	Colorado, 4-3
4/28/04	WSF/4	COL	Pepsi Center	David Aebischer	27	0-1 L OT	San Jose, 4-2
5/15/04	WCF/5	CGY	HP Pavilion	Mikha Kiprusoff	19	0-3 L	Calgary, 4-2
5/17/06	WSF/6	EDM	Rexall Place	Dwayne Roloson	24	0-2 L	Edmonton, 4-2
5/7/07	WSF/6	DET	HP Pavilion	Dominik Hasek	28	0-2 L	Detroit, 4-2
4/20/08	WQF/6	CGY	Pengrowth Saddledome	Mikha Kiprusoff	21	0-2 L	San Jose, 4-3
4/16/09	WQF/1	ANA	HP Pavilion	Jonas Hiller	35	0-2 L	Anaheim, 4-2
4/23/09	WQF/4	ANA	Honda Center	Jonas Hiller	31	0-4 L	Anaheim, 4-2
4/18/10	WQF/3	COL	Pepsi Center	Craig Anderson	51	0-1 L OT	San Jose, 4-2
4/16/11	WQF/2	LA	HP Pavilion	Jonathan Quick	34	0-4 L	San Jose, 4-2
4/14/12	WQF/2	STL	Scottrade Center	J. Halak/B. Elliott	29	0-3 L	St. Louis, 4-1
5/14/13	WSF/1	LAK	Staples Center	Jonathan Quick	35	0-2 L	Los Angeles, 4-3
5/23/13	WSF/5	LAK	Staples Center	Jonathan Quick	24	0-3 L	Los Angeles, 4-3
4/26/14	WFR/5	LAK	SAP Center	Jonathan Quick	30	0-3 L	Los Angeles, 4-3



Vesa Toskala



SHARKS PLAYOFF SCORING LEADERS BY YEAR

YEAR	GOALS	ASSISTS	POINTS	PIM
2013-14	Patrick Marleau (3)	Patrick Marleau (4) Joe Pavelski James Sheppard Dan Boyle	Patrick Marleau (7)	Andrew Desjardins (31)
2012-13	Logan Couture (5) Patrick Marleau	Joe Pavelski (8) Joe Thornton	Joe Pavelski (12)	Brent Burns (8)
2011-12	Joe Thornton (2) Martin Havlat Ryane Clowe	Joe Thornton (3) Logan Couture	Joe Thornton (5)	Douglas Murray (19)
2010-11	Logan Couture (7) Patrick Marleau Devin Setoguchi	Joe Thornton (14)	Joe Thornton (17)	Ben Eager (41)
2009-10	Joe Pavelski (9)	Dan Boyle (12)	Joe Pavelski (17)	Ryane Clowe (28)
2008-09	Patrick Marleau (2) Dan Boyle	Joe Thornton (4)	Joe Thornton (5)	Jeremy Roenick (12)
2007-08	Ryane Clowe (5) Joe Pavelski	Joe Thornton (8)	Joe Thornton (10)	Craig Rivet (16)
2006-07	Ryane Clowe (4) Milan Michalek	Joe Thornton (10)	Joe Thornton (11)	Scott Hannan (33)
2005-06	Patrick Marleau (9)	Joe Thornton (7)	Patrick Marleau (14)	Ville Nieminen (24)
2003-04	Patrick Marleau (8)	Niko Dimitrakos (8)	Vincent Damphousse (14)	Jason Marshall (25)
2001-02	Patrick Marleau (6) Owen Nolan Vincent Damphousse Niklas Sundstrom	Mike Ricci (6) Todd Harvey Scott Hannan Marcus Ragnarsson	Patrick Marleau (11)	Vincent Damphousse (12)
2000-01	Scott Thornton (3) Mike Ricci Niklas Sundstrom	Stephane Matteau (3)	Stephane Matteau (4)	Bill Lindsay (16)
1999-00	Owen Nolan (8)	Vincent Damphousse (7)	Owen Nolan (10)	Vincent Damphousse (16)
1998-99	Vincent Damphousse (2) Bill Houlder	Jeff Norton (7)	Jeff Norton (7)	Jeff Friesen (14)
1997-98	John MacLean (2) Owen Nolan	Bernie Nicholls (5)	John MacLean (5)	Owen Nolan (26)
1994-95	Ulf Dahlen (5) Mike Rathje	Igor Larionov (8)	Ulf Dahlen (9)	Jeff Odgers (23)
1993-94	Sergei Makarov (8)	Igor Larionov (13)	Igor Larionov (18)	Jay More (32)

SHARKS PLAYOFF GOALTENDING LEADERS BY YEAR

YEAR	GAMES PLAYED	DECISIONS	WINS	SAVES
2013-14	Antti Niemi (6)	Antti Niemi (6)	Antti Niemi (3)	Antti Niemi (145)
2012-13	Antti Niemi (11)	Antti Niemi (11)	Antti Niemi (7)	Antti Niemi (277)
2011-12	Antti Niemi (5)	Antti Niemi (5)	Antti Niemi (1)	Antti Niemi (138)
2010-11	Antti Niemi (18)	Antti Niemi (17)	Antti Niemi (8)	Antti Niemi (538)
2009-10	Evgeni Nabokov (15)	Evgeni Nabokov (15)	Evgeni Nabokov (8)	Evgeni Nabokov (369)
2008-09	Evgeni Nabokov (6)	Evgeni Nabokov (6)	Evgeni Nabokov (2)	Evgeni Nabokov (155)
2007-08	Evgeni Nabokov (13)	Evgeni Nabokov (13)	Evgeni Nabokov (6)	Evgeni Nabokov (333)
2006-07	Evgeni Nabokov (11)	Evgeni Nabokov (11)	Evgeni Nabokov (6)	Evgeni Nabokov (323)
2005-06	Vesa Toskala (11)	Vesa Toskala (11)	Vesa Toskala (6)	Vesa Toskala (311)
2003-04	Evgeni Nabokov (17)	Evgeni Nabokov (17)	Evgeni Nabokov (10)	Evgeni Nabokov (431)
2001-02	Evgeni Nabokov (12)	Evgeni Nabokov (12)	Evgeni Nabokov (7)	Evgeni Nabokov (291)
2000-01	Evgeni Nabokov (4)	Evgeni Nabokov (4) Miikka Kiprusoff (1)	Evgeni Nabokov (1)	Evgeni Nabokov (93)
1999-00	Steve Shields (12)	Steve Shields (12)	Steve Shields (5)	Steve Shields (287)
1998-99	Mike Vernon (5)	Mike Vernon (5)	Mike Vernon (2)	Mike Vernon (172)
1997-98	Mike Vernon (6)	Mike Vernon (6)	Mike Vernon (2)	Mike Vernon (124)
1994-95	Wade Flaherty (7)	Arturs Irbe (6) Arturs Irbe (2)	Wade Flaherty (2)	Wade Flaherty (190)
1993-94	Arturs Irbe (14)	Arturs Irbe (14)	Arturs Irbe (7)	Arturs Irbe (349)



SHARKS ALL-TIME PLAYOFF SPECIAL TEAMS

YEAR		PP	PCT.	RANK	PK	PCT.	RANK
2013-14	Overall	4/32	12.5%	12th NHL	18/24	75.0%	14th NHL
	Home	2/20	10%	13th NHL	9/11	81.8%	T-10th NHL
	Road	2/12	16.7%	9th NHL	9/13	69.2%	14th NHL
2012-13	Overall	11/50	22.0%	3rd NHL	23/30	76.7%	11th NHL
	Home	10/29	34.5%	1st NHL	10/12	83.3%	10th NHL
	Road	1/21	4.8%	12th NHL	13/18	72.2%	13th NHL
2011-12	Overall	2/17	11.8%	14th NHL	12/18	66.7%	15th NHL
	Home	1/8	12.5%	11th NHL	3/7	42.9%	16th NHL
	Road	1/9	11.1%	12th NHL	9/11	81.8%	11th NHL
2010-11	Overall	14/73	19.2%	9th NHL	58/76	76.3%	12th NHL
	Home	6/44	13.6%	13th NHL	27/36	75.0%	13th NHL
	Road	8/29	27.6%	3rd NHL	31/40	77.5%	14th NHL
2009-10	Overall	14/71	19.7%	9th NHL	40/49	81.6%	6th NHL
	Home	11/42	26.2%	5th NHL	23/26	88.5%	3rd NHL
	Road	3/29	10.3%	13th NHL	17/23	73.9%	15th NHL
2008-09	Overall	4/24	16.7%	8th NHL	18/23	78.3%	11th NHL
	Home	1/15	6.7%	14th NHL	7/9	77.8%	10th NHL
	Road	3/9	33.3%	1st NHL	11/14	78.6%	13th NHL
2007-08	Overall	8/56	14.3%	12th NHL	33/44	75.0%	14th NHL
	Home	5/31	16.1%	11th NHL	19/26	73.1%	13th NHL
	Road	3/25	12.0%	12th NHL	14/18	77.8%	11th NHL
2006-07	Overall	4/57	7.0%	14th NHL	39/47	83.0%	10th NHL
	Home	1/25	4.0%	15th NHL	14/18	77.8%	14th NHL
	Road	3/32	9.4%	10th NHL	25/29	86.2%	7th NHL
2005-06	Overall	11/72	15.3%	10th NHL	50/62	80.6%	10th NHL
	Home	5/34	14.7%	10th NHL	20/25	80.0%	11th NHL
	Road	6/38	15.8%	7th NHL	30/37	81.1%	11th NHL
2003-04	Overall	11/81	13.6%	7th NHL	66/72	91.7%	3rd NHL
	Home	7/51	13.7%	8th NHL	34/36	94.4%	4th NHL
	Road	4/30	13.6%	6th NHL	32/36	88.9%	9th NHL
2001-02	Overall	5/48	10.4%	12th NHL	43/48	89.6%	3rd NHL
	Home	4/27	14.8%	9th NHL	18/20	90.0%	5th NHL
	Road	1/21	4.8%	15th NHL	25/28	89.3%	4th NHL
2000-01	Overall	0/22	0.0%	16th NHL	22/27	81.4%	10th NHL
	Home	0/12	0.0%	16th NHL	8/12	66.7%	16th NHL
	Road	0/10	0.0%	16th NHL	14/15	93.3%	2nd NHL
1999-00	Overall	10/63	15.9%	7th NHL	48/61	78.7%	13th NHL
	Home	5/27	18.5%	8th NHL	21/25	84.0%	9th NHL
	Road	5/36	13.9%	9th NHL	27/36	75.0%	14th NHL
1998-99	Overall	7/41	17.1%	7th NHL	35/42	83.3%	9th NHL
	Home	2/18	11.1%	12th NHL	14/18	77.8%	12th NHL
	Road	5/23	21.7%	4th NHL	21/24	87.5%	6th NHL
1997-98	Overall	6/36	16.7%	4th NHL	31/38	81.6%	13th NHL
	Home	4/20	20.0%	3rd NHL	7/8	87.5%	T-5th NHL
	Road	2/16	12.5%	9th NHL	24/30	80.0%	12th NHL
1994-95	Overall	9/48	18.8%	8th NHL	33/46	71.7%	14th NHL
	Home	4/24	16.7%	7th NHL	18/21	85.7%	4th NHL
	Road	5/24	20.8%	4th NHL	15/25	60.0%	16th NHL
1993-94	Overall	9/74	12.2%	11th NHL	48/61	78.7%	11th NHL
	Home	7/36	19.4%	7th NHL	18/22	81.8%	T-11th NHL
	Road	2/38	5.3%	T-13th NHL	30/39	76.9%	13th NHL
Totals	Overall	125/833	15.0%		599/744	80.5%	
	Home	73/443	16.5%		261/321	81.3%	
	Road	52/390	13.3%		338/423	79.9%	



SHARKS PLAYOFF RESULTS BY YEAR

YEAR	PLAYOFF SERIES	RESULT
2013-14	Western First Round	Los Angeles (#3 seed) defeated SAN JOSE (#2 seed), 4-3
2012-13	Western Quarterfinals	SAN JOSE (#6 seed) defeated Vancouver (#3 seed), 4-0
	Western Semifinals	Los Angeles (#5 seed) defeated SAN JOSE (#6 seed), 4-3
2011-12	Western Quarterfinals	St. Louis (#2 seed) defeated SAN JOSE (#7 seed), 4-1
2010-11	Western Quarterfinals	SAN JOSE (#2 seed) defeated Los Angeles (#7 seed), 4-2
	Western Semifinals	SAN JOSE (#2 seed) defeated Detroit (#3 seed), 4-3
	Western Conference Finals	Vancouver (#1 seed) defeated SAN JOSE (#2 seed), 4-1
2009-10	Western Quarterfinals	SAN JOSE (#1 seed) defeated Colorado (#8 seed), 4-2
	Western Semifinals	SAN JOSE (#1 seed) defeated Detroit (#5 seed), 4-1
	Western Conference Finals	Chicago (#2 seed) defeated SAN JOSE (#1 seed), 4-0
2008-09	Western Quarterfinals	Anaheim (#8 seed) defeated SAN JOSE (#1 seed), 4-2
2007-08	Western Quarterfinals	SAN JOSE (#2 seed) defeated Calgary (#7 seed), 4-3
	Western Semifinals	Dallas (#5 seed) defeated SAN JOSE (#2 seed), 4-2
2006-07	Western Quarterfinals	SAN JOSE (#5 seed) defeated Nashville (#4 seed), 4-1
	Western Semifinals	Detroit (#1 seed) defeated SAN JOSE (#5 seed), 4-2
2005-06	Western Quarterfinals	SAN JOSE (#5 seed) defeated Nashville (#4 seed), 4-1
	Western Semifinals	Edmonton (#8 seed) defeated SAN JOSE (#5 seed), 4-2
2003-04	Western Quarterfinals	SAN JOSE (#2 seed) defeated St. Louis (#7 seed), 4-1
	Western Semifinals	SAN JOSE (#2 seed) defeated Colorado (#4 seed), 4-2
	Western Conference Finals	Calgary (#6 seed) defeated SAN JOSE (#2 seed), 4-2
2001-02	Western Quarterfinals	SAN JOSE (#3 seed) defeated Phoenix (#6 seed), 4-1
	Western Semifinals	Colorado (#2 seed) defeated SAN JOSE (#3 seed), 4-3
2000-01	Western Quarterfinals	St. Louis (#4 seed) defeated SAN JOSE (#5 seed), 4-2
1999-00	Western Quarterfinals	SAN JOSE (#8 seed) defeated St. Louis (#1 seed), 4-3
	Western Semifinals	Dallas (#2 seed) defeated SAN JOSE (#8 seed), 4-1
1998-99	Western Quarterfinals	Colorado (#2 seed) defeated SAN JOSE (#7 seed), 4-2
1997-98	Western Quarterfinals	Dallas (#1 seed) defeated SAN JOSE (#8 seed), 4-2
1994-95	Western Quarterfinals	SAN JOSE (#7 seed) defeated Calgary (#2 seed), 4-3
	Western Semifinals	Detroit (#1 seed) defeated SAN JOSE (#7 seed), 4-0
1993-94	Western Quarterfinals	SAN JOSE (#8 seed) defeated Detroit (#1 seed), 4-3
	Western Semifinals	Toronto (#3 seed) defeated SAN JOSE (#8 seed), 4-3





SHARKS WHEN FACING ELIMINATION

DATE	OPPONENT	SITE	ROUND/ GAME #	SCORE	GWG
4/30/94	Detroit	Joe Louis Arena	WQF/#7	3-2 W	Baker
5/14/94	Toronto	Maple Leaf Gardens	WSF/#7	2-4 L	Osborne
5/17/95	Calgary	San Jose Arena	WQF/#6	5-3 W	Janney
5/19/95	Calgary	Saddledome	WQF/#7	5-4 W OT	Whitney
5/27/95	Detroit	San Jose Arena	WSF/#4	2-6 L	Brown
5/02/98	Dallas	San Jose Arena	WQF/#6	2-3 L OT	Keane
5/03/99	Colorado	San Jose Arena	WQF/#6	2-3 L OT	Hejduk
4/25/00	St. Louis	Kiel Center	WQF/#7	3-1 W	Nolan
5/07/00	Dallas	Reunion Arena	WSF/#5	1-4 L	Thornton
4/21/01	St. Louis	Compaq Center	WQF/#6	1-2 L	Demitra
5/15/02	Colorado	Pepsi Center	WSF/#7	0-1 L	Forsberg
5/19/04	Calgary	Pengrowth Saddledome	WCF/#6	1-3 L	Gelinas
5/17/06	Edmonton	Rexall Place	WSF/#6	0-2 L	Horcoff
5/7/07	Detroit	HP Pavilion	WSF/#6	0-2 L	Samuelsson
4/22/08	Calgary	HP Pavilion	WQF/#7	5-3 W	Pavelski
4/30/08	Dallas	American Airlines Center	WSF/#4	2-1 W	Michalek
5/2/08	Dallas	HP Pavilion	WSF/#5	3-2 W OT	Pavelski
5/4/08	Dallas	American Airlines Center	WSF/#6	1-2 L 4OT	Morrow
4/25/09	Anaheim	HP Pavilion	WQF/#5	3-2 W OT	Marleau
4/27/09	Anaheim	Honda Center	WQF/#6	1-4 L	Selmanne
5/23/10	Chicago	United Center	WCF/#4	2-4 L	Byfuglien
5/12/11	Detroit	HP Pavilion	WSF/#7	3-2 W	Marleau
5/24/11	Vancouver	Rogers Arena	WCF/#5	2-3 L 2OT	Biekse
4/21/12	St. Louis	Scottrade Center	WQF/#5	1-3 L	Perron
5/26/13	Los Angeles	HP Pavilion	WSF/#6	2-1 W	Galiardi
5/28/13	Los Angeles	Staples Center	WSF/#7	1-2 L	Williams
4/30/14	Los Angeles	SAP Center	FR/#7	1-5 L	Kopitar

Possible Playoff Elimination Games Played: 27

Team Record: 10-17 **Home:** 6-5 **Road:** 4-12





OPPONENTS WHEN FACING ELIMINATION

DATE	OPPONENT	SITE	ROUND/ GAME #	SCORE	GWG
4/28/94	Detroit	Joe Louis Arena	WQF/#6	7-1 W	Chiasson
4/30/94	Detroit	Joe Louis Arena	WQF/#7	2-3 L	Baker
5/12/94	Toronto	Maple Leaf Gardens	WSF/#6	3-2 W OT	Gartner
5/14/94	Toronto	Maple Leaf Gardens	WSF/#7	4-2 W	Osborne
5/19/95	Calgary	Saddledome	WQF/#7	4-5 L OT	Whitney
4/21/00	St. Louis	Kiel Center	WQF/#5	5-3 W	Pronger
4/23/00	St. Louis	San Jose Arena	WQF/#6	6-2 W	Hecht
4/25/00	St. Louis	Kiel Center	WSF/#7	1-3 L	Nolan
4/26/02	Phoenix	Compaq Center	WQF/#5	1-4 L	Graves
5/13/02	Colorado	Compaq Center	WSF/#6	2-1 W	Forsberg
5/15/02	Colorado	Pepsi Center	WSF/#7	1-0 W	Forsberg
4/15/04	St. Louis	HP Pavilion	WQF/#5	1-3 L	Smith
4/28/04	Colorado	Pepsi Center	WSF/#4	1-0 W OT	Sakic
5/01/04	Colorado	HP Pavilion	WSF/#5	2-1 W OT	Sakic
5/04/04	Colorado	Pepsi Center	WSF/#6	1-3 L	Goc
4/30/06	Nashville	Gaylord Ent. Center	WQF/#5	2-1 L	Marleau
4/20/07	Nashville	Nashville Arena	WQF/#5	3-2 L	Marleau
4/20/08	Calgary	Pengrowth Saddledome	WQF/#6	2-0 W	Nolan
4/22/08	Calgary	HP Pavilion	WQF/#7	3-5 L	Pavelski
4/24/10	Colorado	Pepsi Center	WQF/#6	2-5 L	Pavelski
5/6/10	Detroit	Joe Louis Arena	WSF/#4	7-1 W	Zetterberg
5/8/10	Detroit	HP Pavilion	WSF/#5	1-2 L	Marleau
4/23/11	Los Angeles	HP Pavilion	WQF/#5	3-1 W	Clifford
4/25/11	Los Angeles	Staples Center	WQF/#6	3-4 L	Thornton
5/6/11	Detroit	Joe Louis Arena	WSF/#4	4-3 W	Helm
5/8/11	Detroit	HP Pavilion	WSF/#5	4-3 W	Holmstrom
5/10/11	Detroit	Joe Louis Arena	WSF/#6	3-1 W	Filppula
5/12/11	Detroit	HP Pavilion	WSF/#7	2-3 L	Marleau
5/7/13	Vancouver	HP Pavilion	WQF/#4	3-4 L	Marleau
5/28/13	Los Angeles	Staples Center	WSF/#7	2-1 W	Williams
4/24/14	Los Angeles	Staples Center	FR/#4	6-3 W	Toffoli
4/26/14	Los Angeles	SAP Center	FR/#5	3-0 W	Toffoli
4/28/14	Los Angeles	Staples Center	FR/#6	4-1 W	Williams
4/30/14	Los Angeles	SAP Center	FR/#7	5-1 W	Kopitar

Possible Playoff Elimination Games Played: 30

Opponents Record: 16-14 **Home:** 11-8 **Road:** 5-6



SHARKS PLAYOFF RECORD BY GAME OF SERIES

GAME ONE

DATE	OPPONENT	ROUND	LOCATION	SCORE	OT	GWG	GOALTENDERS (SJ/OPP)
4/18/94	Detroit	WQF	Joe Louis Arena	5-4 W	-	Kroupa	Irbe/Essensa
5/2/94	Toronto	WSF	Maple Leaf Gardens	3-2 W	-	Garpenlov	Irbe/Potvin
5/7/95	Calgary	WQF	Saddledome	5-4 W	-	Baker	Irbe/Tabaracci-KIDD
5/21/95	Detroit	WSF	Joe Louis Arena	0-6 L	-	Ciccarelli	Flaherty/Vernon
4/22/98	Dallas	WQF	Reunion Arena	1-4 L	-	Lind	Vernon/Belfour
4/24/99	Colorado	WQF	San Jose Arena	1-3 L	-	Ozolinish	Vernon/Roy
4/12/00	St. Louis	WQF	Kiel Center	3-5 L	-	Pronger	Shields/Turek
4/28/00	Dallas	WSF	Reunion Arena	0-4 L	-	Gavey	Shields/Belfour
4/12/01	St. Louis	WQF	Savvis Center	1-3 L	-	Young	Nabokov/Turek
4/12/02	Phoenix	WQF	Compaq Center	2-1 W	-	Marleau	Nabokov/Burke
5/1/02	Colorado	WSF	Pepsi Center	6-3 W	-	Marleau	Nabokov/Roy
4/08/04	St. Louis	WQF	HP Pavilion	1-0 W OT	9:16	Dimitrakos	Nabokov/Osgood
4/22/04	Colorado	WSF	HP Pavilion	5-2 W	-	Hannan	Nabokov/AEBISCHER-Salo
5/09/04	Calgary	WCF	HP Pavilion	3-4 L OT	18:43	Montador	Nabokov/Kiprusoff
4/21/06	Nashville	WQF	Gaylord Ent. Center	3-4 L	-	Hall	Toskala/Mason
5/7/06	Edmonton	WSF	HP Pavilion	2-1 W	-	Ehrhoff	Toskala/Roloson
4/11/07	Nashville	WQF	Nashville Arena	5-4 W (2OT)	28:14	Rissmiller	Nabokov/Vokoun
4/26/07	Detroit	WSF	Joe Louis Arena	2-0 W	-	Carle	Nabokov/Hasek
4/9/08	Calgary	WQF	HP Pavilion	2-3 L	-	Yelle	Nabokov/Kiprusoff
4/25/08	Dallas	WSF	HP Pavilion	2-3 L OT	4:39	Morrow	Nabokov/Turco
4/16/09	Anaheim	WQF	HP Pavilion	0-2 L	-	S. Niedermayer	Nabokov/Hiller
4/14/10	Colorado	WQF	HP Pavilion	1-2 L	-	Stewart	Nabokov/Anderson
4/29/10	Detroit	WSF	HP Pavilion	4-3 W	-	Pavelski	Nabokov/Howard
5/16/10	Chicago	WCF	HP Pavilion	1-2 L	-	Byfuglien	Nabokov/Niemi
4/14/11	Los Angeles	WQF	HP Pavilion	3-2 W	14:44	Pavelski	Niemi/Quick
4/29/11	Detroit	WSF	HP Pavilion	2-1 W	7:03	Ferriero	Niemi/Howard
5/15/11	Vancouver	WCF	Rogers Arena	2-3 L	-	H. Sedin	Niemi/Luongo
4/12/12	St. Louis	WQF	Scottrade Center	3-2 W (2OT)	23:34	Havlat	Niemi/Halak
5/1/13	Vancouver	WQF	Rogers Arena	3-1 W	-	Boyle	Niemi/Luongo
5/14/13	Los Angeles	WSF	Staples Center	0-2 L	-	Voynov	Niemi/Quick
4/17/14	Los Angeles	FR	SAP Center	6-3 W	-	Torres	Niemi/QUICK-Jones

All-Time Game One Record: 16-15

Home: 8-7

Road 8-8



SHARKS PLAYOFF RECORD BY GAME OF SERIES

GAME TWO

DATE	OPPONENT	ROUND	LOCATION	SCORE	OT	GWG	GOALTENDERS (S/J/OPP)
4/20/94	Detroit	WQF	Joe Louis Arena	0-4 L	-	Burr	Irbe/Osgood
5/4/94	Toronto	WSF	Maple Leaf Gardens	1-5 L	-	Gartner	Irbe/Potvin
5/9/95	Calgary	WQF	Saddledome	5-4 W OT	12:21	Dahlen	Irbe/Kidd
5/23/95	Detroit	WSF	Joe Louis Arena	2-6 L	-	Yzerman	Irbe/Vernon
4/24/98	Dallas	WQF	Reunion Arena	2-5 L	-	Verbeek	VERNON-Hrudey/Belfour
4/26/99	Colorado	WQF	San Jose Arena	1-2 L OT	7:53	Hejduk	Vernon/Roy
4/15/00	St. Louis	WQF	Kiel Center	4-2 W	-	Ricci	Shields/Turek
4/30/00	Dallas	WSF	Reunion Arena	0-1 L	-	Modano	Shields/Belfour
4/14/01	St. Louis	WQF	Savvis Center	1-0 W	-	Thornton	Nabokov/Turek
4/20/02	Phoenix	WQF	Compaq Center	1-3 L	-	Briere	Nabokov/Burke
5/4/02	Colorado	WSF	Pepsi Center	2-8 L	-	Forsberg	NABOKOV-Kiprusoff/Roy
4/10/04	St. Louis	WQF	HP Pavilion	3-1 W	-	Marleau	Nabokov-OSGOOD/Divis
4/24/04	Colorado	WSF	HP Pavilion	4-1 W	-	Marleau	Nabokov/Aebischer
5/11/04	Calgary	WCF	HP Pavilion	1-4 L	-	Donovan	Nabokov/Kiprusoff
4/23/06	Nashville	WQF	Gaylord Ent. Center	3-0 W	-	Cheechoo	Toskala/Mason
5/8/06	Edmonton	WSF	HP Pavilion	2-1 W	-	J. Thornton	Toskala/Roloson
4/13/07	Nashville	WQF	Nashville Arena	2-5 L	-	Dumont	Nabokov/Vokoun
4/28/07	Detroit	WSF	Joe Louis Arena	2-3 L	-	Datsyuk	Nabokov/Hasek
4/10/08	Calgary	WQF	HP Pavilion	2-0 W	-	Pavelski	Nabokov/Kiprusoff
4/27/08	Dallas	WSF	HP Pavilion	2-5 L	-	Modano	NABOKOV-Boucher/Turco
4/19/09	Anaheim	WQF	HP Pavilion	2-3 L	-	Miller	Nabokov/Hiller
4/16/10	Colorado	WQF	HP Pavilion	6-5 W OT	5:22	Setoguchi	Nabokov/Anderson
5/2/10	Detroit	WSF	HP Pavilion	4-3 W	-	Thornton	Nabokov/Howard
5/18/10	Chicago	WCF	HP Pavilion	2-4 L	-	Toews	Nabokov/Niemi
4/16/11	Los Angeles	WQF	HP Pavilion	0-4 L	-	Johnson	Niemi/Quick
5/1/11	Detroit	WSF	HP Pavilion	2-1 W	-	Wallin	Niemi/Howard
5/18/11	Vancouver	WCF	Rogers Arena	3-7 L	-	Higgins	NIEMI-Niittymaki/Luongo
4/14/12	St. Louis	WQF	Scottrade Center	0-3 L	-	Sobotka	Niemi/HALAK-Elliott
5/3/13	Vancouver	WQF	Rogers Arena	3-2 W OT	5:31	Torres	Niemi/Luongo
5/16/13	Los Angeles	WSF	Staples Center	3-4 L	-	Lewis	Niemi/Quick
4/20/14	Los Angeles	FR	SAP Center	7-2 W	-	Braun	Niemi/QUICK-Jones
All-Time Game Two Record: 13-18				Home: 8-7		Road: 5-11	



SHARKS PLAYOFF RECORD BY GAME OF SERIES

GAME THREE

DATE	OPPONENT	ROUND	LOCATION	SCORE	OT	GWG	GOALTENDERS (SJ/OPP)
4/22/94	Detroit	WQF	San Jose Arena	2-3 L	-	Burr	Irbe/Osgood
5/6/94	Toronto	WSF	San Jose Arena	5-2 W	-	Dahlen	Irbe/POTVIN-Rhodes
5/11/95	Calgary	WQF	San Jose Arena	2-9 L	-	Sullivan	IRBE-Flaherty/Kidd
5/25/95	Detroit	WSF	San Jose Arena	2-6 L	-	S. Kozlov	Flaherty/Vernon
4/26/98	Dallas	WQF	San Jose Arena	4-1 W	-	Nolan	Vernon/BELFOUR-Fernandez
4/28/99	Colorado	WQF	McNichols Arena	4-2 W	-	Sturm	Vernon/Roy
4/17/00	St. Louis	WQF	San Jose Arena	2-1 W	-	Nolan	Shields/Turek
5/2/00	Dallas	WSF	San Jose Arena	2-1 W	-	Nolan	Shields/Belfour
4/16/01	St. Louis	WQF	Compaq Center	3-6 L	-	Drake	NABOKOV-Kiprusoff/Turek
4/22/02	Phoenix	WQF	America West Arena	4-1 W	-	Graves	Nabokov/Burke
5/6/02	Colorado	WSF	Compaq Center	6-4 W	-	Marleau	Nabokov/Roy
4/12/04	St. Louis	WQF	Savvis Center	1-4 L	-	Drake	Nabokov/Osgood
4/26/04	Colorado	WSF	Pepsi Center	1-0 W	-	Damphousse	Nabokov/Aebischer
5/13/04	Calgary	WCF	Pengrowth Saddledome	3-0 W	-	Damphousse	Nabokov/Kiprusoff
4/25/06	Nashville	WQF	HP Pavilion	4-1 W	-	Bernier	Toskala/Mason
5/10/06	Edmonton	WSF	Rexall Place	2-3 L (3 OT)	42:24	Horcoff	Toskala/Roloson
4/16/07	Nashville	WQF	HP Pavilion	3-1 W	-	Clowe	Nabokov/Vokoun
4/30/07	Detroit	WSF	HP Pavilion	2-1 W	-	Cheechoo	Nabokov/Hasek
4/13/08	Calgary	WQF	Pengrowth Saddledome	3-4 L	-	Nolan	Nabokov/Kiprusoff/JOSEPH
4/29/08	Dallas	WSF	American Airlines Center	1-2 L OT	4:37	Norstrom	Nabokov/Turco
4/21/09	Anaheim	WQF	Honda Center	4-3 W	-	Marleau	Nabokov/Hiller
4/18/10	Colorado	WQF	Pepsi Center	0-1 L OT	0:54	O'Reilly	Nabokov/Anderson
5/4/10	Detroit	WSF	Joe Louis Arena	4-3 W OT	7:07	Marleau	Nabokov/Howard
5/21/10	Chicago	WCF	United Center	2-3 L OT	12:24	Byfuglien	Nabokov/Niemi
4/19/11	Los Angeles	WQF	Staples Center	6-5 W OT	3:09	Setoguchi	Niemi-NIITYMAKI/Quick
5/4/11	Detroit	WSF	Joe Louis Arena	4-3 W OT	9:21	Setoguchi	Niemi/Howard
5/20/11	Vancouver	WCF	HP Pavilion	4-3 W	-	Boyle	Niemi/Luongo
4/16/12	St. Louis	WQF	HP Pavilion	3-4 L	-	Steen	Niemi/Elliott
5/5/13	Vancouver	WQF	HP Pavilion	5-2 W	-	Couture	Niemi/SCHNEIDER-Luongo
5/18/13	Los Angeles	WSF	HP Pavilion	2-1 W OT	1:29	Couture	Niemi/Quick
4/22/14	Los Angeles	FR	Staples Center	4-3 W OT	6:20	Marleau	Niemi/Quick
All-Time Game Three Record: 20-11				Home: 11-5		Road: 9-6	



SHARKS PLAYOFF RECORD BY GAME OF SERIES

GAME FOUR

DATE	OPPONENT	ROUND	LOCATION	SCORE	OT	GWG	GOALTENDERS (SJ/OPP)
4/23/94	Detroit	WQF	San Jose Arena	4-3 W	-	Makarov	Irbe/Osgood
5/8/94	Toronto	WSF	San Jose Arena	3-8 L	-	Clark	IRBE-Waite/Potvin
5/13/95	Calgary	WQF	San Jose Arena	4-6 L	-	Reichel	Irbe/Kidd
5/27/95	Detroit	WSF	San Jose Arena	2-6 L	-	Brown	Flaherty/Vernon
4/28/98	Dallas	WQF	San Jose Arena	1-0 W OT	6:31	Zyuzin	Vernon/Belfour
4/30/99	Colorado	WQF	McNichols Arena	7-3 W	-	Korolyuk	Vernon/ROY, Billington
4/19/00	St. Louis	WQF	San Jose Arena	3-2 W	-	Suter	Shields/Turek
5/5/00	Dallas	WSF	San Jose Arena	5-4 L	-	Nieuwendyk	Shields/Belfour
4/17/01	St. Louis	WQF	Compaq Center	3-2 W	-	Nolan	Kiprusoff/Turek
4/24/02	Phoenix	WQF	America West Arena	2-1 W	-	Ricci	Nabokov/Burke
5/8/02	Colorado	WSF	Compaq Center	1-4 L	-	Sakic	Nabokov/Roy
4/13/04	St. Louis	WQF	Savvis Center	4-3 W	-	Korolyuk	Nabokov/Osgood
4/28/04	Colorado	WSF	Pepsi Center	0-1 L OT	5:15	Sakic	Nabokov/Aebsicher
5/16/04	Calgary	WCF	Pengrowth Saddledome	4-1 W	-	Damphousse	Nabokov/KIPRUSOFF-Turek
4/27/06	Nashville	WQF	HP Pavilion	5-4 W	-	Marleau	Toskala/Mason
5/12/06	Edmonton	WSF	Rexall Place	3-6 L	-	J. Smith	Toskala/Roloson
4/18/07	Nashville	WQF	HP Pavilion	3-2 W	-	Michalek	Nabokov/Vokoun
5/2/07	Detroit	WSF	HP Pavilion	2-3 L OT	16:04	Schneider	Nabokov/Hasek
4/15/08	Calgary	WQF	Pengrowth Saddledome	3-2 W	-	Thornton	Nabokov/Kiprusoff
4/30/08	Dallas	WSF	American Airlines Center	2-1 W	-	Michalek	Nabokov/Turco
4/23/09	Anaheim	WQF	Honda Center	0-4 L	-	Ryan	Nabokov/Hiller
4/20/10	Colorado	WQF	Pepsi Center	2-1 W OT	10:24	Pavelski	Nabokov/Anderson
5/6/10	Detroit	WSF	Joe Louis Arena	1-7 L	-	Zetterberg	NABOKOV-Greiss/Howard
5/23/10	Chicago	WCF	United Center	2-4 L*	-	Byfuglien	Nabokov/Niemi
4/21/11	Los Angeles	WQF	Staples Center	6-3 W	-	Thornton	Niemi/Quick
5/6/11	Detroit	WSF	Joe Louis Arena	3-4 L	-	Helm	Niemi/Howard
5/22/11	Vancouver	WCF	HP Pavilion	2-4 L	-	Salo	Niemi/Luongo
4/19/12	St. Louis	WQF	HP Pavilion	1-2 L	-	McDonald	Niemi/Elliott
5/7/13	Vancouver	WQF	HP Pavilion	4-3 W OT*	13:18	Marleau	Niemi/Schneider
5/21/13	Los Angeles	WSF	HP Pavilion	2-1 W	-	Couture	Niemi/Quick
4/24/14	Los Angeles	FR	Staples Center	3-6 L	-	Toffoli	NIEMI-Stalock/Quick

All-Time Game Four Record: 16-15

Home: 8-8 Road: 8-7



SHARKS PLAYOFF RECORD BY GAME OF SERIES

GAME FIVE

DATE	OPPONENT	ROUND	LOCATION	SCORE	OT	GWG	GOALTENDERS (SJ/OPP)
4/26/94	Detroit	WQF	San Jose Arena	6-4 W	-	Garpenlov	Irbe/OSGOOD-Essensa
5/10/94	Toronto	WSF	San Jose Arena	5-2 W	-	Makarov	Irbe/Potvin
5/15/95	Calgary	WQF	Saddledome	0-5 L	-	Nieuwendyk	IRBE-Flaherty/Kidd
4/30/98	Dallas	WQF	Reunion Arena	2-3 L	-	Modano	Vernon/Belfour
5/1/99	Colorado	WQF	McNichols Arena	2-6 L	-	Sakic	Shields/Roy
4/21/00	St. Louis	WQF	Kiel Center	3-5 L	-	Pronger	Shields/Turek
5/7/00	Dallas	WSF	Reunion Arena	1-4 L	-	Thornton	Shields/Belfour
4/19/01	St. Louis	WQF	Savvis Center	2-3 L OT	9:54	Salvador	Kiprusoff/Turek
4/26/02	Phoenix	WQF	Compaq Center	4-1 W	-	Graves	Nabokov/Burke
5/11/02	Colorado	WSF	Pepsi Center	5-3 W	-	Selanne	Nabokov/Roy
4/15/04	St. Louis	WQF	HP Pavilion	3-1 W	-	Smith	Nabokov/Osgood
5/01/04	Colorado	WSF	HP Pavilion	1-2 L OT	1:54	Sakic	Nabokov/Aebischer
5/17/04	Calgary	WCF	HP Pavilion	0-3 L	-	Iginla	Nabokov/Kiprusoff
4/30/06	Nashville	WQF	Gaylord Ent. Center	2-1 W	-	Marleau	Toskala/Mason
5/14/06	Edmonton	WSF	HP Pavilion	3-6 L	-	Pisani	Toskala/Rolouson
4/20/07	Nashville	WQF	Nashville Arena	3-2 W	-	Marleau	Nabokov/Vokoun
5/5/07	Detroit	WSF	Joe Louis Arena	1-4 L	-	Datsyuk	Nabokov/Hasek
4/17/08	Calgary	WQF	HP Pavilion	4-3 W	-	Cheechoo	Nabokov/Kiprusoff
5/2/08	Dallas	WSF	HP Pavilion	3-2 W OT	1:05	Pavelski	Nabokov/Turco
4/25/09	Anaheim	WQF	HP Pavilion	3-2 W OT	6:02	Marleau	Nabokov/Hiller
4/22/10	Colorado	WQF	HP Pavilion	5-0 W	-	Couture	Nabokov/ANDERSON-Budaj
5/8/10	Detroit	WSF	HP Pavilion	2-1 W*	-	Marleau	Nabokov/Howard
4/23/11	Los Angeles	WQF	HP Pavilion	1-3 L	-	Clifford	NIEMI-Nittymaki/Quick
5/8/11	Detroit	WSF	HP Pavilion	3-4 L	-	Holmstrom	Niemi/Howard
5/24/11	Vancouver	WCF	Rogers Arena	2-3 L 2 OT*	30:18	Biekse	Niemi/Luongo
4/21/12	St. Louis	WQF	Scottrade Center	1-3 L*	-	Perron	Niemi/Elliott
5/23/13	Los Angeles	WSF	Staples Center	0-3 L	-	Kopitar	Niemi/Quick
4/26/14	Los Angeles	FR	SAP Center	0-3 L	-	Toffoli	NIEMI/Stalock

All-Time Game Five Record: 12-16 Home: 9-6 Road: 3-11



SHARKS PLAYOFF RECORD BY GAME OF SERIES

GAME SIX

DATE	OPPONENT	ROUND	LOCATION	SCORE	OT	GWG	GOALTENDERS (SJ/OPP)
4/28/94	Detroit	WQF	Joe Louis Arena	1-7 L	-	Chiasson	IRBE-Waite/Osgood
5/12/94	Toronto	WSF	Maple Leaf Gardens	2-3 L OT	8:53	Gartner	Irbe/Potvin
5/17/95	Calgary	WQF	San Jose Arena	5-3 W	-	Janney	Flaherty/Kidd
5/2/98	Dallas	WQF	San Jose Arena	2-3 L OT	3:43	Keane	Vernon/Belfour
5/3/99	Colorado	WQF	San Jose Arena	2-3 L OT	13:12	Hejduk	Vernon/Roy
4/23/00	St. Louis	WQF	San Jose Arena	2-6 L	-	Hecht	SHIELDS-Nabokov/Turek
4/21/01	St. Louis	WQF	Compaq Center	1-2 L	-	Demitra	Nabokov/Turek
5/13/02	Colorado	WSF	Compaq Center	1-2 L OT	2:47	Forsberg	Nabokov/Roy
5/04/04	Colorado	WSF	Pepsi Center	3-1 W	-	Goc	Nabokov/Aebischer
5/19/04	Calgary	WCF	Pengrowth Saddledome	1-3 L	-	Gelinas	Nabokov/Kiprusoff
5/17/06	Edmonton	WSF	Rexall Place	0-2 L	-	Peca	Toskala/Roloson
5/7/07	Detroit	WSF	HP Pavilion	0-2 L	-	Samuelsson	Nabokov/Hasek
4/20/08	Calgary	WQF	Pengrowth Saddledome	0-2 L	-	Nolan	Nabokov/Kiprusoff
5/4/08	Dallas	WSF	American Airlines Center	1-2 L (4 OT)*	69:03	Morrow	Nabokov/Turco
4/27/09	Anaheim	WQF	Honda Center	1-4 L*	-	Selanne	Nabokov/Hiller
4/24/10	Colorado	WQF	Pepsi Center	5-2 W*	-	Pavelski	Nabokov/Anderson
4/25/11	Los Angeles	WQF	Staples Center	4-3 OT*	2:22	Thornton	Niemi/Quick
5/10/11	Detroit	WSF	Joe Louis Arena	1-3 L	-	Filppula	Niemi/Howard
5/26/13	Los Angeles	WSF	HP Pavilion	2-1 W	-	Galiardi	Niemi/Quick
4/28/14	Los Angeles	FR	Staples Center	1-4 L	-	Williams	Stalock/Quick

All-Time Game Six Record: 4-18 Home: 2-6 Road: 2-12

GAME SEVEN

DATE	OPPONENT	ROUND	LOCATION	SCORE	OT	GWG	GOALTENDERS (SJ/OPP)
4/30/94	Detroit	WQF	Joe Louis Arena	3-2 W	-	Baker	Irbe/Osgood
5/14/94	Toronto	WSF	Maple Leaf Gardens	2-4 L	-	Osborne	Irbe/Potvin
5/19/95	Calgary	WQF	Saddledome	5-4 W (2 OT)	21:54	Whitney	Flaherty/Kidd
4/25/00	St. Louis	WQF	Kiel Center	3-1 W	-	Nolan	Shields/Turek
5/15/02	Colorado	WSF	Pepsi Center	0-1 L	-	Forsberg	Nabokov/Roy
4/22/08	Calgary	WQF	HP Pavilion	5-3 W	-	Pavelski	Nabokov/KIPRUSOFF-Joseph
5/12/11	Detroit	WSF	HP Pavilion	3-2 W	-	Marleau	Niemi/Howard
5/28/13	Los Angeles	WSF	Staples Center	1-2 L	-	Williams	Niemi/Quick
4/30/14	Los Angeles	FR	SAP Center	1-5 L	-	Kopitar	Niemi/Quick

All-Time Game Seven Record: 5-4 Home: 2-1 Road: 3-3

WCF = Western Conference Final

WQF/FR = Western Conference Quarterfinals/First Round

WSF/SR = Western Conference Semifinals/Second Round



2014 SHARKS PLAYOFF SUMMARY

WESTERN CONFERENCE FIRST ROUND LOS ANGELES KINGS (#3) VS. SAN JOSE SHARKS (#2) SHARKS SUMMARY: WON-3 LOST-4

DATE	SCORE	ATT.	GOALTENDERS	GW GOAL
APRIL 17	@ SHARKS 6; KINGS 3	17,562	NIEMI/QUICK, JONES	RAFFI TORRES
APRIL 20	@ SHARKS 7; KINGS 2	17,562	NIEMI/QUICK, JONES	JUSTIN BRAUN
APRIL 22	SHARKS 4; @ KINGS 3 OT	18,390	NIEMI/QUICK	PATRICK MARLEAU
APRIL 24	SHARKS 3; @KINGS 6	18,376	NIEMI, STALOCK/QUICK	TYLER TOFFOLI
APRIL 26	@ SHARKS 0; KINGS 3	17,562	NIEMI, STALOCK/QUICK	TYLER TOFFOLI
APRIL 28	SHARKS 1; @ KINGS 4	18,384	STALOCK/QUICK	JUSTIN WILLIAMS
APRIL 30	@ SHARKS 1; KINGS 5	17,562	NIEMI/QUICK	ANZE KOPITAR

GOALS BY PERIOD	1ST	2ND	3RD	OT	TOTAL	SHOTS BY PERIOD	1ST	2ND	3RD	OT	TOTAL
SHARKS	5	9	7	1	22	SHARKS	84	80	83	1	248
KINGS	6	8	12	0	26	KINGS	77	70	71	5	223

INDIVIDUAL SCORING

PLAYER	GP	G	A	PTS	+/-	PIM	PP	SH	GW	OT	EN	S	PCTG
PATRICK MARLEAU	7	3	4	7	0	2	0	0	1	1	0	25	12
JOE PAVELSKI	7	2	4	6	-3	2	1	0	0	0	0	27	7.4
JAMES SHEPPARD	7	2	4	6	3	6	0	0	0	0	0	10	20
MATTHEW NIETO	7	2	3	5	3	0	0	0	0	0	0	14	14.3
TOMAS HERTL	7	2	3	5	-3	2	0	0	0	0	0	19	10.5
DAN BOYLE	7	0	4	4	-1	8	0	0	0	0	0	17	0
JOE THORNTON	7	2	1	3	-6	8	1	0	0	0	0	16	12.5
RAFFI TORRES	7	2	1	3	3	18	0	0	1	0	0	6	33.3
BRENT BURNS	7	2	1	3	-5	23	1	0	0	0	0	33	6.1
MARC-EDOUARD VLASIC	5	1	2	3	0	0	1	0	0	0	0	10	10
LOGAN COUTURE	7	1	2	3	0	7	0	0	0	0	0	18	5.6
TOMMY WINGELS	7	0	3	3	-2	4	0	0	0	0	0	13	0
MIKE BROWN	6	1	1	2	1	26	0	0	0	0	0	4	25
JUSTIN BRAUN	7	1	1	2	1	7	0	0	1	0	0	7	14.3
SCOTT HANNAN	7	0	2	2	1	0	0	0	0	0	0	7	0
ANDREW DESJARDINS	7	0	2	2	0	31	0	0	0	0	0	3	0
MATT IRWIN	2	1	0	1	-1	0	0	0	0	0	0	4	25
JASON DEMERS	7	0	1	1	-4	12	0	0	0	0	0	10	0
MARTY HAVLAT	1	0	0	0	-1	0	0	0	0	0	0	1	0
ALEX STALOCK	3	0	0	0	0	0	0	0	0	0	0	0	0
ANTTI NIEMI	6	0	0	0	0	0	0	0	0	0	0	0	0
BRAD STUART	7	0	0	0	1	0	0	0	0	0	0	4	0

POWER PLAY: 4-32 (12.5%)

PENALTY KILLING: 18-24 (75.0%)

GOALTENDING SHARKS	GP	MIN	GA	AVG	EN	SO	W	L	SHOTS	SAVE%
ANTTI NIEMI	6	305	19	3.74	2	0	3	3	164	0.884
ALEX STALOCK	3	117	4	2.05	1	0	0	1	56	0.929



2013 SHARKS PLAYOFF SUMMARY

WESTERN CONFERENCE QUARTERFINALS VANCOUVER CANUCKS (#3) VS. SAN JOSE SHARKS (#6) SHARKS SUMMARY: WON-4 LOST-0

DATE	SCORE	ATT.	GOALTENDERS	GW GOAL
MAY 1	SHARKS 3; @ CANUCKS 1	18,910	NIEMI/LUONGO	DAN BOYLE
MAY 3	SHARKS 3; @ CANUCKS 2 OT	19,500	NIEMI/LUONGO	RAFFI TORRES
MAY 5	@ SHARKS 5; CANUCKS 2	17,562	NIEMI/SCHNEIDER, LUONGO	LOGAN COUTURE
MAY 7	@ SHARKS 4; CANUCKS 3 OT	17,562	NIEMI/SCHNEIDER	PATRICK MARLEAU

GOALS BY PERIOD	1ST	2ND	3RD	OT	TOTAL	SHOTS BY PERIOD	1ST	2ND	3RD	OT	TOTAL
SHARKS	4	2	7	2	15	SHARKS	49	36	41	20	146
CANUCKS	1	2	5	0	8	CANUCKS	40	39	38	9	126

INDIVIDUAL SCORING

SHARKS	GP	G	A	TP	+/-	PM	PP	SH	GW	GT	EN	S	PCTG
JOE PAVELSKI	4	4	4	8	1	0	3	0	0	0	0	21	19
LOGAN COUTURE	4	3	5	8	-1	0	3	0	1	0	0	11	27.3
JOE THORNTON	4	1	5	6	3	0	0	0	0	0	0	14	7.1
PATRICK MARLEAU	4	4	1	5	2	2	1	0	1	0	0	20	20
DAN BOYLE	4	1	3	4	1	0	0	0	1	0	0	11	9.1
BRENT BURNS	4	1	2	3	-1	2	0	0	0	0	0	12	8.3
TOMMY WINGELS	4	0	2	2	1	4	0	0	0	0	0	8	0
SCOTT HANNAN	4	0	2	2	1	0	0	0	0	0	0	3	0
RAFFI TORRES	4	1	0	1	1	0	0	0	1	0	0	10	10
JUSTIN BRAUN	4	0	1	1	-1	0	0	0	0	0	0	4	0
MARC-EDOUARD VLASIC	4	0	1	1	1	2	0	0	0	0	0	2	0
BRAD STUART	4	0	1	1	2	0	0	0	0	0	0	3	0
MATT IRWIN	4	0	1	1	0	4	0	0	0	0	0	5	0
ADAM BURISH	4	0	0	0	0	2	0	0	0	0	0	5	0
ANDREW DESJARDINS	4	0	0	0	1	6	0	0	0	0	0	4	0
JAMES SHEPPARD	4	0	0	0	0	0	0	0	0	0	0	3	0
TJ GALIARDI	4	0	0	0	0	2	0	0	0	0	0	7	0
SCOTT GOMEZ	2	0	0	0	0	2	0	0	0	0	0	2	0
TIM KENNEDY	1	0	0	0	0	0	0	0	0	0	0	0	0
MARTIN HAVLAT	1	0	0	0	0	0	0	0	0	0	0	1	0

POWER PLAY: 7-24 (29.2%) PENALTY KILLING: 8-10 (80.0%)

GOALTENDING SHARKS	GP	MIN	GA	Avg	EN	SO	W	L	SHOTS	SAVE%
Antti Niemi	4	258	8	1.86	0	0	4	0	126	.937



2013 SHARKS PLAYOFF SUMMARY

WESTERN CONFERENCE SEMIFINALS LOS ANGELES KINGS (#5) VS. SAN JOSE SHARKS (#6) SHARKS SUMMARY: WON-3 LOST-4

DATE	SCORE	ATT.	GOALTENDERS	GW GOAL
MAY 14	SHARKS 0; @ KINGS 2	18,118	NIEMI/QUICK	SLAVA VOYNOV
MAY 16	SHARKS 3; @ KINGS 4	18,118	NIEMI/QUICK	TREVOR LEWIS
MAY 18	@ SHARKS 2; KINGS 1 OT	17,562	NIEMI/QUICK	LOGAN COUTURE
MAY 21	@ SHARKS 2; KINGS 1	17,562	NIEMI/QUICK	LOGAN COUTURE
MAY 23	SHARKS 0; @ KINGS 3	18,118	NIEMI/QUICK	ANZE KOPITAR
MAY 26	@ SHARKS 2; KINGS 1	17,562	NIEMI/QUICK	TJ GALIARDI
MAY 28	SHARKS 1; @ KINGS 2	18,118	NIEMI/QUICK	JUSTIN WILLIAMS

GOALS BY PERIOD	1ST	2ND	3RD	OT	TOTAL	SHOTS BY PERIOD	1ST	2ND	3RD	OT	TOTAL
SHARKS	3	4	2	1	10	SHARKS	67	65	71	2	205
KINGS	3	6	5	0	14	KINGS	47	58	68	0	173

INDIVIDUAL SCORING

SHARKS	GP	G	A	TP	+/-	PM	PP	SH	GW	GT	EN	S	PCTG
JOE PAVELSKI	7	0	4	4	-1	0	0	0	0	0	0	15	0.0
JOE THORNTON	7	1	3	4	2	2	1	0	0	0	0	11	9.1
DAN BOYLE	7	2	2	4	-4	2	1	0	0	0	0	15	13.3
LOGAN COUTURE	7	2	1	3	-5	0	2	0	2	0	0	22	9.1
PATRICK MARLEAU	7	1	2	3	-2	0	0	0	0	0	0	21	4.8
SCOTT HANNAN	7	0	2	2	0	4	0	0	0	0	0	6	0.0
BRAD STUART	7	1	1	2	1	2	0	0	0	0	0	7	14.3
TJ GALIARDI	7	1	1	2	1	4	0	0	1	0	0	12	8.3
SCOTT GOMEZ	7	0	2	2	0	4	0	0	0	0	0	10	0.0
BRENT BURNS	7	1	0	1	0	6	0	0	0	0	0	19	5.3
MARC-EDOUARD VLASIC	7	1	0	1	1	4	0	0	0	0	0	9	11.1
TOMMY WINGELS	7	0	0	0	0	2	0	0	0	0	0	12	0.0
BRACKEN KEARNS	7	0	0	0	-1	2	0	0	0	0	0	4	0.0
MATT IRWIN	7	0	0	0	-4	0	0	0	0	0	0	13	0.0
JUSTIN BRAUN	7	0	0	0	0	0	0	0	0	0	0	10	0.0
ANDREW DESJARDINS	7	0	0	0	0	0	0	0	0	0	0	5	0.0
JAMES SHEPPARD	7	0	0	0	-1	4	0	0	0	0	0	8	0.0
ADAM BURISH	2	0	0	0	0	2	0	0	0	0	0	4	0.0
TIM KENNEDY	2	0	0	0	0	2	0	0	0	0	0	0	0.0
MARTIN HAVLAT	1	0	0	0	0	0	0	0	0	0	0	0	0.0
JASON DEMERS	1	0	0	0	0	2	0	0	0	0	0	0	0.0
RAFFI TORRES	1	0	0	0	-2	2	0	0	0	0	0	2	0.0

POWER PLAY: 4-26 (15.4%) PENALTY KILLING: 15-20 (75.0%)

GOALTENDING SHARKS	GP	MIN	GA	Avg	EN	SO	W	L	SHOTS	SAVE%
ANTTI NIEMI	7	415	13	1.88	1	0	3	4	172	.924



2012 SHARKS PLAYOFF SUMMARY

WESTERN CONFERENCE QUARTERFINALS ST. LOUIS BLUES (#2) VS. SAN JOSE SHARKS (#7) SHARKS SUMMARY: WON-1 LOST-4

DATE	SCORE	ATT.	GOALTENDERS	GW GOAL
April 12	SHARKS 3; @ BLUES 2 2OT	19,333	NIEMI/HALAK	MARTY HAVLAT
APRIL 14	SHARKS 0; @ BLUES 3	19,500	NIEMI/HALAK, ELLIOTT	V. SOBOTKA
APRIL 16	@ SHARKS 3; BLUES 4	17,562	NIEMI/ELLIOTT	ALEXANDER STEEN
APRIL 19	@ SHARKS 1; BLUES 2	17,562	NIEMI/ELLIOTT	ANDY McDONALD
April 21	SHARKS 1; @ BLUES 3	19,490	NIEMI/ELLIOTT	DAVID PERRON

Goals by Period	1st	2nd	3rd	OT	Total	Shots by Period	1st	2nd	3rd	OT	Total
SHARKS	1	2	4	1	8	SHARKS	33	51	49	11	144
BLUES	3	3	8	0	14	BLUES	46	56	37	14	153

INDIVIDUAL SCORING

SHARKS	GP	G	A	TP	+/-	PM	PP	SH	GW	GT	EN	S	PCTG
JOE THORNTON	5	2	3	5	2	2	0	0	0	0	0	15	13.3
LOGAN COUTURE	5	1	3	4	-1	0	0	0	0	0	0	19	5.3
MARTIN HAVLAT	5	2	1	3	-1	8	1	0	1	1	0	15	13.3
RYANE CLOWE	5	0	3	3	-3	0	0	0	0	0	0	10	0
BRENT BURNS	5	1	1	2	2	4	1	0	0	0	0	13	7.7
DAN BOYLE	5	0	2	2	0	4	0	0	0	0	0	9	0
ANDREW DESJARDINS	5	1	0	1	1	2	0	0	0	0	0	5	20
COLIN WHITE	3	1	0	1	0	0	0	0	0	0	0	1	100
TORREY MITCHELL	5	0	1	1	0	6	0	0	0	0	0	3	0
TOMMY WINGELS	5	0	1	1	1	7	0	0	0	0	0	3	0
DANIEL WINNIK	5	0	1	1	1	6	0	0	0	0	0	3	0
JUSTIN BRAUN	5	0	0	0	-2	15	0	0	0	0	0	9	0
PATRICK MARLEAU	5	0	0	0	-1	4	0	0	0	0	0	9	0
DOUGLAS MURRAY	5	0	0	0	-1	19	0	0	0	0	0	1	0
JOE PAVELSKI	5	0	0	0	-3	5	0	0	0	0	0	13	0
MARC-EDOUARD VLASIC	5	0	0	0	-2	2	0	0	0	0	0	4	0
JASON DEMERS	3	0	0	0	-1	2	0	0	0	0	0	2	0
TJ GALIARDI	3	0	0	0	-1	6	0	0	0	0	0	1	0
DOMINIC MOORE	3	0	0	0	-1	5	0	0	0	0	0	5	0
MICHAEL HANDZUS	2	0	0	0	0	0	0	0	0	0	0	4	0
BRAD WINCHESTER	1	0	0	0	0	0	0	0	0	0	0	0	0

POWER PLAY: 2-17 (11.8%) PENALTY KILLING: 12-18 (66.7%)

GOALTENDING SHARKS	GP	MIN	GA	Avg	EN	SO	W	L	SHOTS	SAVE%
ANTTI NIEMI	5	318	13	2.45	1	0	1	4	151	.914



2011 SHARKS PLAYOFF SUMMARY

WESTERN CONFERENCE QUARTERFINALS LOS ANGELES KINGS (#7) VS. SAN JOSE SHARKS (#2) SHARKS SUMMARY: WON-4 LOST-2

DATE	SCORE	ATT.	GOALTENDERS	GW GOAL
APRIL 14	@ SHARKS 3; KINGS 2 OT	17,562	NIEMI/QUICK	JOE PAVELSKI
APRIL 16	@ SHARKS 0; KINGS 4	17,562	NIEMI/QUICK	JACK JOHNSON
APRIL 19	SHARKS 6; @ KINGS 5 OT	18,216	NIITYMAKI, NIEMI/QUICK	D. SETOGUCHI
APRIL 21	SHARKS 6; @ KINGS 3	18,234	NIEMI/QUICK	JOE THORNTON
APRIL 23	@ SHARKS 1; KINGS 3	17,562	NIITYMAKI, NIEMI/QUICK	K. CLIFFORD
APRIL 25	SHARKS 6; @ KINGS 5 OT	18,118	NIEMI/QUICK	JOE THORNTON

GOALS BY PERIOD	1ST	2ND	3RD	OT	TOTAL	SHOTS BY PERIOD	1ST	2ND	3RD	OT	TOTAL
SHARKS	1	12	4	3	20	SHARKS	84	73	55	17	229
KINGS	8	8	4	0	20	KINGS	42	72	46	9	169

INDIVIDUAL SCORING

SHARKS	GP	G	A	TP	+/-	PM	PP	SH	GW	GT	EN	S	PCTG
RYANE CLOWE	6	4	3	7	2	8	2	0	0	0	0	16	25.0
LOGAN COUTURE	6	2	3	5	1	0	0	0	0	0	0	20	10.0
PATRICK MARLEAU	6	2	3	5	2	0	0	0	0	0	0	22	9.1
JOE THORNTON	6	2	3	5	1	4	0	0	2	1	0	11	18.2
IAN WHITE	5	0	5	5	4	4	0	0	0	0	0	9	0.0
JOE PAVELSKI	6	3	1	4	4	0	0	0	1	1	0	28	10.7
DANY HEATLEY	6	2	2	4	-1	2	0	0	0	0	0	16	12.5
TORREY MITCHELL	6	1	3	4	3	0	0	0	0	0	0	15	6.7
KYLE WELLWOOD	6	1	3	4	6	0	0	0	0	0	0	9	11.1
JASON DEMERS	6	2	1	3	0	6	0	0	0	0	0	10	20.0
DAN BOYLE	6	0	3	3	-1	4	0	0	0	0	0	19	0.0
NICLAS WALLIN	6	0	3	3	1	10	0	0	0	0	0	10	0.0
DEVIN SETOGUCHI	6	1	1	2	-2	4	0	0	1	1	0	22	4.5
DOUGLAS MURRAY	6	0	1	1	1	2	0	0	0	0	0	9	0.0
MARC-EDOUARD VLASIC	6	0	1	1	2	0	0	0	0	0	0	5	0.0
JAMAL MAYERS	6	0	0	0	-3	12	0	0	0	0	0	2	0.0
SCOTT NICHOL	6	0	0	0	-3	12	0	0	0	0	0	3	0.0
BEN EAGER	4	0	0	0	-2	7	0	0	0	0	0	2	0.0
JAMIE MCGINN	2	0	0	0	-1	15	0	0	0	0	0	0	0.0
JUSTIN BRAUN	1	0	0	0	-1	0	0	0	0	0	0	1	0.0

POWER PLAY: 2-23 (8.7%) PENALTY KILLING: 19-24 (79.2%)

GOALTENDING SHARKS	GP	MIN	GA	Avg	EN	SO	W	L	SHOTS	SAVE%
ANTTI NIEMI	6	286	19	3.99	0	0	3	2	139	.863
ANTERO NIITYMAKI	2	91	1	0.66	0	0	1	0	30	.967



2011 SHARKS PLAYOFF SUMMARY

WESTERN CONFERENCE SEMIFINALS DETROIT RED WINGS (#3) VS. SAN JOSE SHARKS (#2) SHARKS SUMMARY: WON-4 LOST-3

DATE	SCORE	ATT.	GOALTENDERS	GW GOAL
APRIL 29	@ SHARKS 2; RED WINGS 1 OT	17,562	NIEMI/HOWARD	BENN FERRIERO
MAY 1	@ SHARKS 2; RED WINGS 1	17,562	NIEMI/HOWARD	NICLAS WALLIN
MAY 4	SHARKS 4; @ RED WINGS 3 OT	20,066	NIEMI/HOWARD	DEVIN SETOGUCHI
MAY 6	SHARKS 3; @ RED WINGS 4	20,066	NIEMI/HOWARD	DARREN HELM
MAY 8	@ SHARKS 3; RED WINGS 4	17,562	NIEMI/HOWARD	TOMAS HOLMSTROM
MAY 10	SHARKS 1; @ RED WINGS 3	20,066	NIEMI/HOWARD	VAL FLIPPULA
MAY 12	@ SHARKS 3; RED WINGS 2	17,562	NIEMI/HOWARD	PATRICK MARLEAU

GOALS BY PERIOD	1ST	2ND	3RD	OT	TOTAL	SHOTS BY PERIOD	1ST	2ND	3RD	OT	TOTAL
SHARKS	6	3	7	2	18	SHARKS	78	78	80	10	246
RED WINGS	5	4	9	0	18	RED WINGS	85	82	72	8	247

INDIVIDUAL SCORING

SHARKS	GP	G	A	TP	+/-	PM	PP	SH	GW	GT	EN	S	PCTG
DAN BOYLE	7	2	6	8	-1	2	0	0	0	0	0	27	7.4
LOGAN COUTURE	7	4	3	7	2	2	0	0	0	0	0	27	14.8
DEVIN SETOGUCHI	7	5	1	6	-1	8	3	0	1	1	0	27	18.5
JOE THORNTON	7	0	6	6	-3	10	0	0	0	0	0	17	0.0
RYANE CLOWE	6	0	6	6	4	10	0	0	0	0	0	13	0.0
DANY HEATLEY	7	1	3	4	-1	6	0	0	0	0	0	17	5.9
JOE PAVELSKI	7	2	1	3	0	6	1	0	0	0	0	18	11.1
KYLE WELLWOOD	7	0	3	3	1	0	0	0	0	0	0	4	0.0
IAN WHITE	7	1	1	2	1	4	1	0	0	0	0	19	5.3
BENN FERRIERO	7	1	0	1	0	6	0	0	1	1	0	2	50.0
PATRICK MARLEAU	7	1	0	1	-1	2	0	0	1	0	0	21	4.8
NICLAS WALLIN	7	1	0	1	1	0	0	0	1	0	0	10	10.0
TORREY MITCHELL	7	0	1	1	-1	6	0	0	0	0	0	11	0.0
JASON DEMERS	7	0	0	0	-1	2	0	0	0	0	0	10	0.0
DOUGLAS MURRAY	7	0	0	0	-2	2	0	0	0	0	0	8	0.0
SCOTT NICHOL	7	0	0	0	-3	2	0	0	0	0	0	4	0.0
MARC-EDOUARD VLASIC	7	0	0	0	0	4	0	0	0	0	0	8	0.0
BEN EAGER	4	0	0	0	0	12	0	0	0	0	0	2	0.0
JAMAL MAYERS	2	0	0	0	-1	0	0	0	0	0	0	0	0.0
JAMIE MCGINN	2	0	0	0	0	0	0	0	0	0	0	1	0.0

POWER PLAY: 5-28 (17.9%) PENALTY KILLING: 24-28 (85.7%)

GOALTENDING SHARKS	GP	MIN	GA	Avg	EN	SO	W	L	SHOTS	SAVE%
ANTTI NIEMI	7	432	17	2.36	1	0	4	3	246	.931



2011 SHARKS PLAYOFF SUMMARY

WESTERN CONFERENCE FINAL VANCOUVER CANUCKS (#1) VS. SAN JOSE SHARKS (#2) SHARKS SUMMARY: WON-1 LOST-4

DATE	SCORE	ATT.	GOALTENDERS	GW GOAL
MAY 15	SHARKS 2; @ CANUCKS 3	18,860	NIEMI/LUONGO	HENRIK SEDIN
MAY 18	SHARKS 3; @ CANUCKS 7	18,860	NIEMI/LUONGO	CHRIS HIGGINS
MAY 20	@ SHARKS 4; CANUCKS 3	17,562	NIEMI/LUONGO	DAN BOYLE
MAY 22	@ SHARKS 2; CANUCKS 4	17,562	NIEMI/LUONGO	SAMI SALO
MAY 24	SHARKS 2; @ CANUCKS 3 (2 OT)	18,860	NIEMI/LUONGO	KEVIN BIEKSA

Goals by Period	1st	2nd	3rd	OT	Total	Shots by Period	1st	2nd	3rd	OT	Total
SHARKS	6	2	5	0	13	SHARKS	64	53	52	20	189
CANUCKS	3	5	11	1	20	CANUCKS	44	51	44	14	153

INDIVIDUAL SCORING

SHARKS	GP	G	A	TP	+/-	PM	PP	SH	GW	GT	EN	S	PCTG
PATRICK MARLEAU	5	4	3	7	-2	7	3	0	0	0	0	16	25.0
JOE THORNTON	5	1	5	6	-3	2	0	0	0	0	0	20	5.0
DAN BOYLE	5	2	3	5	-5	2	2	0	1	0	0	21	9.5
JOE PAVELSKI	5	0	3	3	-3	4	0	0	0	0	0	12	0.0
RYANE CLOWE	5	2	0	2	-1	14	1	0	0	0	0	10	20.0
LOGAN COUTURE	5	1	1	2	-1	0	1	0	0	0	0	17	5.9
DEVIN SETOGUCHI	5	1	1	2	-4	0	0	0	0	0	0	16	6.2
MARC-EDOUARD VLASIC	5	0	2	2	2	0	0	0	0	0	0	5	0.0
IAN WHITE	5	0	2	2	-2	0	0	0	0	0	0	12	0.0
ANDREW DESJARDINS	3	1	0	1	1	4	0	0	0	0	0	4	25.0
BEN EAGER	2	1	0	1	0	22	0	0	0	0	0	7	14.3
DANY HEATLEY	5	0	1	1	0	4	0	0	0	0	0	14	0.0
KENT HUSKINS	5	0	1	1	1	2	0	0	0	0	0	2	0.0
JAMIE MCGINN	3	0	1	1	1	15	0	0	0	0	0	2	0.0
TORREY MITCHELL	5	0	0	0	-2	4	0	0	0	0	0	7	0.0
DOUGLAS MURRAY	5	0	0	0	-6	4	0	0	0	0	0	10	0.0
NICLAS WALLIN	5	0	0	0	0	0	0	0	0	0	0	4	0.0
KYLE WELLWOOD	5	0	0	0	-1	0	0	0	0	0	0	5	0.0
JAMAL MAYERS	4	0	0	0	1	0	0	0	0	0	0	3	0.0
SCOTT NICHOL	2	0	0	0	-1	12	0	0	0	0	0	1	0.0
BENN FERRIERO	1	0	0	0	0	0	0	0	0	0	0	1	0.0

POWER PLAY: 7-22 (31.8%) PENALTY KILLING: 15-24 (62.5%)

GOALTENDING SHARKS	GP	MIN	GA	Avg	EN	SO	W	L	SHOTS	SAVE%
ANTTI NIEMI	5	326	20	3.68	0	0	1	4	153	.869



2010 SHARKS PLAYOFF SUMMARY

WESTERN CONFERENCE QUARTERFINALS COLORADO AVALANCHE (#8) VS. SAN JOSE SHARKS (#1) SHARKS SUMMARY: WON-4 LOST-2

DATE	SCORE	ATT.	GOALTENDERS	GW GOAL
APRIL 14	@ SHARKS 1; AVALANCHE 2	17,562	NABOKOV/ANDERSON, BUDAJ	CHRIS STEWART
APRIL 16	@ SHARKS 6; AVALANCHE 5 OT	17,562	NABOKOV/ANDERSON	DEVIN SETOGUCHI
APRIL 18	SHARKS 0; @ AVALANCHE 1 OT	18,007	NABOKOV/ANDERSON	RYAN O'REILLY
APRIL 20	SHARKS 2; @ AVALANCHE 1 OT	18,007	NABOKOV/ANDERSON	JOE PAVELSKI
APRIL 22	@ SHARKS 5; AVALANCHE 0	17,562	NABOKOV/ANDERSON	LOGAN COUTURE
APRIL 24	SHARKS 5; @ AVALANCHE 2	18,007	NABOKOV/ANDERSON	JOE PAVELSKI

Goals by Period	1st	2nd	3rd	OT	Total	Shots by Period	1st	2nd	3rd	OT	Total
SHARKS	3	6	8	2	19	SHARKS	70	79	78	18	245
AVALANCHE	1	6	3	1	11	AVALANCHE	41	50	47	11	149

INDIVIDUAL SCORING

SHARKS	GP	G	A	TP	+/-	PM	PP	SH	GW	GT	EN	S	PCTG
JOE PAVELSKI	6	5	3	8	6	4	1	0	2	1	0	25	20.0
RYANE CLOWE	6	1	7	8	6	0	0	0	0	0	0	22	4.5
DEVIN SETOGUCHI	6	3	3	6	4	4	1	0	1	1	1	33	9.1
DAN BOYLE	6	2	4	6	5	0	1	0	0	0	0	15	13.3
DOUGLAS MURRAY	6	1	4	5	4	0	0	0	0	0	1	2	50.0
DANY HEATLEY	5	0	4	4	-1	0	0	0	0	0	0	15	0.0
PATRICK MARLEAU	6	1	2	3	-2	6	1	0	0	0	0	24	4.2
JOE THORNTON	6	0	3	3	-4	0	0	0	0	0	0	15	0.0
LOGAN COUTURE	6	2	0	2	2	0	0	0	1	0	0	6	33.3
ROB BLAKE	6	1	1	2	1	8	0	0	0	0	0	21	4.8
SCOTT NICHOL	6	1	1	2	2	8	0	0	0	0	0	13	7.7
MANNY MALHOTRA	6	1	0	1	0	0	1	0	0	0	0	24	4.2
DWIGHT HELMINEN	4	1	0	1	1	0	0	0	0	0	0	5	20.0
JASON DEMERS	6	0	1	1	-1	6	0	0	0	0	0	5	0.0
TORREY MITCHELL	6	0	1	1	0	0	0	0	0	0	0	8	0.0
MARC-EDOUARD VLASIC	6	0	1	1	1	0	0	0	0	0	0	6	0.0
JED ORTMEYER	2	0	1	1	1	0	0	0	0	0	0	1	0.0
KENT HUSKINS	6	0	0	0	-1	2	0	0	0	0	0	1	0.0
JAMIE MCGINN	6	0	0	0	2	6	0	0	0	0	0	4	0.0
NICLAS WALLIN	1	0	0	0	0	0	0	0	0	0	0	0	0.0

POWER PLAY: 5-26 (19.2%) PENALTY KILLING: 13-15 (86.7%)

GOALTENDING SHARKS	GP	MIN	GA	Avg	EN	SO	W	L	SHOTS	SAVE%
EVGENI NABOKOV	6	375	11	1.76	0	1	4	2	149	.926



2010 SHARKS PLAYOFF SUMMARY

WESTERN CONFERENCE SEMIFINALS DETROIT RED WINGS (#5) VS. SAN JOSE SHARKS (#1) SHARKS SUMMARY: WON-4 LOST-1

DATE	SCORE	ATT.	GOALTENDERS	GW GOAL
APRIL 29	@ SHARKS 4; RED WINGS 3	17,562	NABOKOV/HOWARD	JOE PAVELSKI
MAY 2	@ SHARKS 4; RED WINGS 3	17,562	NABOKOV/HOWARD	JOE THORNTON
MAY 4	SHARKS 4; @ RED WINGS 3 OT	20,066	NABOKOV/HOWARD	PATRICK MARLEAU
MAY 6	SHARKS 1; @ RED WINGS 7	20,066	NABOKOV, GREISS/HOWARD	JOHAN FRANZEN
MAY 8	@ SHARKS 2; RED WINGS 1	17,562	NABOKOV/HOWARD	PATRICK MARLEAU

GOALS BY PERIOD	1ST	2ND	3RD	OT	TOTAL	SHOTS BY PERIOD	1ST	2ND	3RD	OT	TOTAL
SHARKS	6	2	6	1	15	SHARKS	59	42	59	6	166
RED WINGS	10	5	2	0	17	RED WINGS	46	56	53	5	160

INDIVIDUAL SCORING

SHARKS	GP	G	A	TP	+/-	PM	PP	SH	GW	GT	EN	S	PCTG
JOE THORNTON	5	3	5	8	-2	16	1	0	1	0	0	10	30.0
JOE PAVELSKI	5	4	3	7	1	2	4	0	1	0	0	27	14.8
DANY HEATLEY	5	2	5	7	-2	10	1	0	0	0	0	16	12.5
PATRICK MARLEAU	4	2	2	4	1	2	0	0	2	1	0	18	11.1
DAN BOYLE	5	0	3	3	-4	6	0	0	0	0	0	23	0.0
JASON DEMERS	5	0	3	3	0	2	0	0	0	0	0	3	0.0
DEVIN SETOGUCHI	5	2	0	2	1	0	0	0	0	0	0	11	18.2
RYANE CLOWE	5	1	1	2	-1	12	0	0	0	0	0	10	10.0
LOGAN COUTURE	5	1	0	1	0	2	0	0	0	0	0	7	14.3
TORREY MITCHELL	5	0	1	1	-4	2	0	0	0	0	0	7	0.0
DOUGLAS MURRAY	5	0	1	1	-3	6	0	0	0	0	0	5	0.0
MARC-EDOUARD VLASIC	5	0	1	1	0	4	0	0	0	0	0	6	0.0
ROB BLAKE	5	0	0	0	0	0	0	0	0	0	0	6	0.0
KENT HUSKINS	5	0	0	0	-1	4	0	0	0	0	0	1	0.0
MANNY MALHOTRA	5	0	0	0	0	0	0	0	0	0	0	6	0.0
JAMIE MCGINN	5	0	0	0	-1	2	0	0	0	0	0	4	0.0
SCOTT NICHOL	5	0	0	0	-2	9	0	0	0	0	0	5	0.0
DWIGHT HELMINEN	3	0	0	0	-1	4	0	0	0	0	0	0	0.0
JED ORTMAYER	2	0	0	0	-2	0	0	0	0	0	0	1	0.0
NICLAS WALLIN	1	0	0	0	0	0	0	0	0	0	0	0	0.0

POWER PLAY: 6-31 (19.4%) PENALTY KILLING: 19-23 (82.6%)

GOALTENDING SHARKS	GP	MIN	GA	Avg	EN	SO	W	L	SHOTS	SAVE%
EVGENI NABOKOV	5	267	15	3.37	0	0	4	1	132	.886
THOMAS GREISS	1	40	2	3.00	0	0	0	0	28	.929



2010 SHARKS PLAYOFF SUMMARY

WESTERN CONFERENCE FINAL CHICAGO BLACKHAWKS (#2) VS. SAN JOSE SHARKS (#1) SHARKS SUMMARY: WON-0 LOST-4

DATE	SCORE	ATT.	GOALTENDERS	GW GOAL
MAY 16	@ SHARKS 1; BLACKHAWKS 2	17,562	NABOKOV/NIEMI	DUSTIN BYFUGLIEN
MAY 18	@ SHARKS 2; BLACKHAWKS 4	17,562	NABOKOV/NIEMI	JONATHAN TOEWS
MAY 21	SHARKS 2; @ BLACKHAWKS 3 OT	22,311	NABOKOV/NIEMI	DUSTIN BYFUGLIEN
MAY 23	SHARKS 2; @ BLACKHAWKS 4	22,224	NABOKOV/NIEMI	DUSTIN BYFUGLIEN

GOALS BY PERIOD	1ST	2ND	3RD	OT	TOTAL	SHOTS BY PERIOD	1ST	2ND	3RD	OT	TOTAL
SHARKS	2	3	2	0	7	SHARKS	41	48	42	5	136
BLACKHAWKS	1	6	5	1	13	BLACKHAWKS	37	42	37	11	127

INDIVIDUAL SCORING

SHARKS	GP	G	A	TP	+/-	PM	PP	SH	GW	GT	EN	S	PCTG
PATRICK MARLEAU	4	5	1	6	-2	0	2	1	0	0	0	14	35.7
DAN BOYLE	4	0	5	5	-2	2	0	0	0	0	0	9	0.0
DANY HEATLEY	4	0	2	2	-4	6	0	0	0	0	0	14	0.0
JOE PAVELSKI	4	0	2	2	-1	0	0	0	0	0	0	13	0.0
LOGAN COUTURE	4	1	0	1	-1	2	0	0	0	0	0	5	20.0
JASON DEMERS	4	1	0	1	1	0	1	0	0	0	0	4	25.0
DOUGLAS MURRAY	4	0	1	1	-2	2	0	0	0	0	0	7	0.0
DEVIN SETOGUCHI	4	0	1	1	-2	2	0	0	0	0	0	14	0.0
JOE THORNTON	4	0	1	1	-5	2	0	0	0	0	0	10	0.0
MARC-EDOUARD VLASIC	4	0	1	1	-1	0	0	0	0	0	0	3	0.0
ROB BLAKE	4	0	0	0	-1	2	0	0	0	0	0	11	0.0
RYANE CLOWE	4	0	0	0	-1	16	0	0	0	0	0	10	0.0
KENT HUSKINS	4	0	0	0	-3	0	0	0	0	0	0	1	0.0
MANNY MALHOTRA	4	0	0	0	-1	0	0	0	0	0	0	7	0.0
JAMIE MCGINN	4	0	0	0	0	0	0	0	0	0	0	3	0.0
TORREY MITCHELL	4	0	0	0	-1	0	0	0	0	0	0	6	0.0
SCOTT NICHOL	4	0	0	0	-1	0	0	0	0	0	0	3	0.0
NICLAS WALLIN	4	0	0	0	-3	2	0	0	0	0	0	2	0.0

POWER PLAY: 3-14 (21.4%) PENALTY KILLING: 8-11 (72.7%)

GOALTENDING SHARKS	GP	MIN	GA	Avg	EN	SO	W	L	SHOTS	SAVE%
EVGENI NABOKOV	4	248	12	2.90	1	0	0	4	126	.905



2009 SHARKS PLAYOFF SUMMARY

WESTERN CONFERENCE QUARTERFINALS ANAHEIM DUCKS (#8) VS. SAN JOSE SHARKS (#1) SHARKS SUMMARY: WON-2 LOST-4

DATE	SCORE	ATT.	GOALTENDERS	GW GOAL
APRIL 16	@ SHARKS 0; DUCKS 2	17,496	NABOKOV/HILLER	SCOTT NIEDERMAYER
APRIL 19	@ SHARKS 2; DUCKS 3	17,496	NABOKOV/HILLER	BOBBY RYAN
APRIL 21	SHARKS 4; @ DUCKS 3	16,277	NABOKOV/HILLER	PATRICK MARLEAU
APRIL 23	SHARKS 0; @ DUCKS 4	16,830	NABOKOV/HILLER	BOBBY RYAN
APRIL 25	@ SHARKS 3; DUCKS 2 OT	17,496	NABOKOV/HILLER	PATRICK MARLEAU
APRIL 27	SHARKS 1; @ DUCKS 4	17,174	NABOKOV/HILLER	TEEMU SELANNE

GOALS BY PERIOD	1ST	2ND	3RD	OT	TOTAL	SHOTS BY PERIOD	1ST	2ND	3RD	OT	TOTAL
SHARKS	4	3	2	1	10	SHARKS	82	74	67	7	230
DUCKS	4	5	9	0	18	DUCKS	48	58	47	3	156

INDIVIDUAL SCORING

SHARKS	GP	G	A	TP	+/-	PM	PP	SH	GW	GT	EN	S	PCTG
JOE THORNTON	6	1	4	5	-3	5	1	0	0	0	0	17	5.9
DAN BOYLE	6	2	2	4	-1	8	1	0	0	0	0	18	11.1
ROBERT BLAKE	6	1	3	4	-5	4	0	0	0	0	0	26	3.8
PATRICK MARLEAU	6	2	1	3	0	8	1	0	2	1	0	12	16.7
DEVIN SETOGUCHI	6	1	2	3	-1	2	0	0	0	0	0	17	5.9
JONATHAN CHEECHOO	6	1	1	2	1	4	0	0	0	0	0	17	5.9
RYANE CLOWE	6	1	1	2	-4	8	0	0	0	0	0	11	9.1
MILAN MICHALEK	6	1	0	1	-3	2	1	0	0	0	0	20	5.0
JEREMY ROENICK	6	0	1	1	-1	12	0	0	0	0	0	11	0
JOE PAVELSKI	6	0	1	1	-3	9	0	0	0	0	0	18	0
MARC-EDOUARD VLASIC	6	0	1	1	-6	0	0	0	0	0	0	5	0
CLAUDE LEMIEUX	1	0	0	0	0	0	0	0	0	0	0	1	0
JODY SHELLEY	1	0	0	0	0	0	0	0	0	0	0	0	0
TORREY MITCHELL	4	0	0	0	-1	2	0	0	0	0	9	0	0
MIKE GRIER	6	0	0	0	-2	6	0	0	0	0	0	8	0
BRAD LUKOWICH	6	0	0	0	1	0	0	0	0	0	0	6	0
EVGENI NABOKOV	6	0	0	0	0	0	0	0	0	0	0	0	0
DOUGLAS MURRAY	6	0	0	0	-1	9	0	0	0	0	0	3	0
TRAVIS MOEN	6	0	0	0	-4	2	0	0	0	0	0	4	0
MARCEL GOC	6	0	0	0	-2	2	0	0	0	0	0	7	0
CHRISTIAN EHRHOFF	6	0	0	0	-2	2	0	0	0	0	0	20	0

POWER PLAY: 4-24 (16.7%) PENALTY KILLING: 5-23 (78.3%)

GOALTENDING SHARKS	GP	MIN	GA	Avg	EN	SO	W	L	SHOTS	SAVE%
EVGENI NABOKOV	6	362	17	2.82	1	0	2	4	155	.890



2008 SHARKS PLAYOFF SUMMARY

WESTERN CONFERENCE QUARTERFINALS CALGARY FLAMES (#7) VS. SAN JOSE SHARKS (#2) SHARKS SUMMARY: WON-4 LOST-3

DATE	SCORE	ATT.	GOALTENDERS	GW GOAL
APRIL 9	@ SHARKS 2; FLAMES 3	17,496	NABOKOV/KIPRUSOFF	STEPHANE YELLE
APRIL 10	@ SHARKS 2; FLAMES 0	17,496	NABOKOV/KIPRUSOFF	JOE PAVELSKI
APRIL 13	SHARKS 3; @ FLAMES 4	19,289	NABOKOV/KIPRUSOFF, JOSEPH	OWEN NOLAN
APRIL 15	SHARKS 3; @ FLAMES 2	19,289	NABOKOV/KIPRUSOFF	JOE THORNTON
APRIL 17	@ SHARKS 4; FLAMES 3	17,496	NABOKOV/KIPRUSOFF	JONATHAN CHEECHOO
APRIL 20	SHARKS 0; @ FLAMES 2	19,289	NABOKOV/KIPRUSOFF	OWEN NOLAN
APRIL 22	@ SHARKS 5; FLAMES 3	17,496	NABOKOV/JOSEPH, KIPRUSOFF	JOE PAVELSKI

GOALS BY PERIOD	1ST	2ND	3RD	OT	TOTAL	SHOTS BY PERIOD	1ST	2ND	3RD	OT	TOTAL
SHARKS	5	9	5	0	19	SHARKS	57	106	66	0	229
FLAMES	6	6	5	0	17	FLAMES	52	58	52	0	162

INDIVIDUAL SCORING

SHARKS	GP	G	A	TP	+/-	PM	PP	SH	GW	GT	EN	S	PCTG
RYANE CLOWE	7	4	4	8	1	8	2	0	0	0	0	30	13.3
JOE PAVELSKI	7	3	4	7	3	0	1	0	2	0	0	27	11.1
JOE THORNTON	7	2	5	7	1	0	1	0	1	0	0	14	14.3
PATRICK MARLEAU	7	2	4	6	0	2	0	0	0	0	0	24	8.3
JONATHAN CHEECHOO	7	3	2	5	1	2	0	0	1	0	0	18	16.7
JEREMY ROENICK	6	2	2	4	0	0	1	0	0	0	0	7	28.6
BRIAN CAMPBELL	7	0	3	3	-1	0	0	0	0	0	0	11	0.0
CRAIG RIVET	7	0	3	3	-1	6	0	0	0	0	0	13	0.0
CHRISTIAN EHRHOFF	4	0	3	3	4	6	0	0	0	0	0	6	0.0
DOUGLAS MURRAY	7	1	1	2	0	0	0	0	0	0	0	11	9.1
DEVIN SETOGUCHI	4	1	1	2	0	0	0	0	0	0	0	7	14.3
TORREY MITCHELL	7	1	0	1	0	8	1	0	0	0	0	10	10.0
MIKE GRIER	7	0	1	1	1	0	0	0	0	0	0	13	0.0
MARC-EDOUARD VLASIC	7	0	1	1	3	0	0	0	0	0	0	10	0.0
MILAN MICHALEK	7	0	0	0	2	2	0	0	0	0	0	7	0.0
MATT CARLE	6	0	0	0	1	4	0	0	0	0	0	2	0.0
JODY SHELLEY	6	0	0	0	-1	2	0	0	0	0	0	1	0.0
KYLE MCLAREN	5	0	0	0	-2	6	0	0	0	0	0	0	0.0
PATRICK RISSMILLER	5	0	0	0	-1	4	0	0	0	0	0	12	0.0
CURTIS BROWN	4	0	0	0	-2	2	0	0	0	0	0	2	0.0
MARCEL GOC	1	0	0	0	1	0	0	0	0	0	0	1	0.0
ALEXEI SEMENOV	1	0	0	0	0	0	0	0	0	0	0	3	0.0

POWER PLAY: 6-31 (19.4%) PENALTY KILLING: 16-22 (72.7%)

GOALTENDING SHARKS	GP	MIN	GA	Avg	EN	SO	W	L	SHOTS	SAVE%
EVGENI NABOKOV	7	416	17	2.45	0	1	4	3	162	.895



2008 SHARKS PLAYOFF SUMMARY

WESTERN CONFERENCE SEMIFINALS DALLAS STARS (#5) VS. SAN JOSE SHARKS (#2) SHARKS SUMMARY: WON-2 LOST-4

DATE	SCORE	ATT.	GOALTENDERS	GW GOAL
APRIL 25	@ SHARKS 2; STARS 3 OT	17,496	NABOKOV/TURCO	BRENDEN MORROW
APRIL 27	@ SHARKS 2; STARS 5	17,496	NABOKOV, BOUCHER/TURCO	MIKE MODANO
APRIL 29	SHARKS 1; @ STARS 2 OT	18,532	NABOKOV/TURCO	MATTIAS NORSTROM
APRIL 30	SHARKS 2; @ STARS 1	18,584	NABOKOV/TURCO	MILAN MICHALEK
May 2	@ SHARKS 3; STARS 2 OT	17,496	NABOKOV/TURCO	JOE PAVELSKI
May 4	SHARKS 1; @ STARS 2 4OT	18,532	NABOKOV/TURCO	BRENDEN MORROW

GOALS BY PERIOD	1ST	2ND	3RD	OT	TOTAL	SHOTS BY PERIOD	1ST	2ND	3RD	OT	TOTAL
SHARKS	2	3	5	1	11	SHARKS	49	53	49	35	186
STARS	1	6	5	3	15	STARS	40	46	46	40	172

INDIVIDUAL SCORING

SHARKS	GP	G	A	TP	+/-	PM	PP	SH	GW	GT	EN	S	PCTG
MILAN MICHALEK	6	4	0	4	3	2	1	0	1	0	0	16	25.0
BRIAN CAMPBELL	6	1	3	4	4	4	0	0	0	0	0	11	9.1
JONATHAN CHEECHOO	6	1	2	3	2	2	0	0	0	0	0	16	6.2
CRAIG RIVET	6	0	3	3	3	10	0	0	0	0	0	4	0.0
JOE THORNTON	6	0	3	3	2	2	0	0	0	0	0	15	0.0
PATRICK MARLEAU	6	2	0	2	-2	0	0	2	0	0	0	21	9.5
JOE PAVELSKI	6	2	0	2	0	0	1	0	1	1	0	17	11.8
CHRISTIAN EHRHOFF	6	0	2	2	-3	8	0	0	0	0	0	3	0.0
TORREY MITCHELL	6	0	2	2	-2	2	0	0	0	0	0	10	0.0
RYANE CLOWE	6	1	0	1	-3	4	0	0	0	0	0	11	9.1
JEREMY ROENICK	6	0	1	1	0	2	0	0	0	0	0	13	0.0
MATT CARLE	5	0	1	1	-1	0	0	0	0	0	0	5	0.0
MIKE GRIER	6	0	0	0	-3	2	0	0	0	0	0	9	0.0
DOUGLAS MURRAY	6	0	0	0	0	2	0	0	0	0	0	8	0.0
MARC-EDOUARD VLASIC	6	0	0	0	-5	0	0	0	0	0	0	5	0.0
DEVIN SETOGUCHI	5	0	0	0	-2	2	0	0	0	0	0	5	0.0
TOMAS PLIHAL	4	0	0	0	1	0	0	0	0	0	0	9	0.0
CURTIS BROWN	3	0	0	0	0	2	0	0	0	0	0	3	0.0
MARCEL GOC	3	0	0	0	0	2	0	0	0	0	0	4	0.0
PATRICK RISSMILLER	3	0	0	0	-2	0	0	0	0	0	0	1	0.0
ALEXEI SEMENOV	1	0	0	0	0	2	0	0	0	0	0	0	0.0

POWER PLAY: 2-25 (8.0%) PENALTY KILLING: 17-22 (77.3%)

GOALTENDING SHARKS	GP	MIN	GA	Avg	EN	SO	W	L	SHOTS	SAVE%
EVGENI NABOKOV	6	437	14	1.92	0	0	2	4	171	.918
BRIAN BOUCHER	1	2	0	0.00	1	0	0	0	0	.000



2007 SHARKS PLAYOFF SUMMARY

WESTERN CONFERENCE QUARTERFINALS SAN JOSE SHARKS (#5) VS. NASHVILLE PREDATORS (#4) SHARKS SUMMARY: WON-4 LOST-1

DATE	SCORE	ATT.	GOALTENDERS	GW GOAL
APRIL 11	SHARKS 5; @ PREDATORS 4 OT	17,113	NABOKOV/VOKOUN	P. RISSMILLER
APRIL 13	SHARKS 2; @ PREDATORS 5	17,113	NABOKOV/VOKOUN	J-P DUMONT
APRIL 16	@ SHARKS 3; PREDATORS 2	17,496	NABOKOV/VOKOUN	RYANE CLOWE
APRIL 18	@ SHARKS 3; PREDATORS 1	17,496	NABOKOV/VOKOUN	M. MICHALEK
APRIL 20	SHARKS 3; @ PREDATORS 2	17,113	NABOKOV/VOKOUN	P. MARLEAU

GOALS BY PERIOD	1ST	2ND	3RD	OT	TOTAL	SHOTS BY PERIOD	1ST	2ND	3RD	OT	TOTAL
SHARKS	4	8	3	1	16	SHARKS	56	57	36	14	163
PREDATORS	3	7	4	0	14	PREDATORS	40	38	39	17	134

INDIVIDUAL SCORING

SHARKS	GP	G	A	TP	+/-	PM	PP	SH	GW	GT	EN	S	PCTG
PATRICK MARLEAU	5	3	3	6	0	0	1	0	1	0	0	17	17.6
JOE THORNTON	5	0	6	6	2	0	0	0	0	0	0	11	0.0
CRAIG RIVET	5	2	3	5	-3	8	1	0	0	0	0	17	11.8
MILAN MICHALEK	5	4	0	4	1	2	0	0	1	0	0	15	26.7
RYANE CLOWE	5	3	0	3	0	17	0	0	1	0	0	5	60.0
MATT CARLE	5	1	2	3	2	0	0	0	0	0	0	8	12.5
JONATHAN CHEECHOO	5	0	3	3	2	0	0	0	0	0	0	12	0.0
MIKE GRIER	5	1	1	2	-1	25	0	0	0	0	0	23	4.3
PATRICK RISSMILLER	5	1	1	2	0	0	0	0	1	1	0	7	14.3
CHRISTIAN EHRHOFF	5	0	2	2	3	2	0	0	0	0	0	8	0.0
BILL GUERIN	5	0	2	2	-1	10	0	0	0	0	0	15	0.0
SCOTT HANNAN	5	0	2	2	3	17	0	0	0	0	0	1	0.0
JOE PAVELSKI	3	1	0	1	2	0	0	0	0	0	0	5	20.0
STEVE BERNIER	5	0	1	1	2	2	0	0	0	0	0	6	0.0
CURTIS BROWN	5	0	1	1	0	2	0	0	0	0	0	4	0.0
MARCEL GOC	5	0	1	1	1	2	0	0	0	0	0	4	0.0
KYLE MCLAREN	5	0	1	1	1	4	0	0	0	0	0	2	0.0
MARC-EDOUARD VLASIC	5	0	1	1	2	0	0	0	0	0	0	1	0.0
MARK BELL	2	0	0	0	-1	2	0	0	0	0	0	2	0.0

POWER PLAY: 2-30 (6.7%) PENALTY KILLING: 19-22 (86.4%)

GOALTENDING SHARKS	GP	MIN	GA	Avg	EN	SO	W	L	SHOTS	SAVE%
EVGENI NABOKOV	5	327	13	2.39	0	0	4	1	133	.902



2007 SHARKS PLAYOFF SUMMARY

WESTERN CONFERENCE SEMIFINALS SAN JOSE SHARKS (#5) VS. DETROIT RED WINGS (#1) SHARKS SUMMARY: WON-2 LOST-4

DATE	SCORE	ATT.	GOALTENDERS	GW GOAL
APRIL 26	SHARKS 2; @ RED WINGS 0	18,712	NABOKOV/HASEK	MATT CARLE
APRIL 28	SHARKS 2; @ RED WINGS 3	19,113	NABOKOV/HASEK	PAVEL DATSYUK
APRIL 30	@ SHARKS 2; RED WINGS 1	17,496	NABOKOV/HASEK	J. CHEECHOO
MAY 2	@ SHARKS 2; RED WINGS 3 OT	17,496	NABOKOV/HASEK	M. SCHNEIDER
MAY 5	SHARKS 1; @ RED WINGS 4	19,937	NABOKOV/HASEK	PAVEL DATSYUK
MAY 7	@ SHARKS 0; RED WINGS 2	17,496	NABOKOV/HASEK	M. SAMUELSSON

GOALS BY PERIOD	1ST	2ND	3RD	OT	TOTAL	SHOTS BY PERIOD	1ST	2ND	3RD	OT	TOTAL
SHARKS	6	2	1	0	9	SHARKS	55	32	51	6	144
RED WINGS	4	3	5	1	13	RED WINGS	59	59	60	12	190

INDIVIDUAL SCORING

SHARKS	GP	G	A	TP	+/-	PM	PP	SH	GW	GT	EN	S	PCTG
JOE THORNTON	6	1	4	5	0	10	0	0	0	0	0	12	8.3
JONATHAN CHEECHOO	6	3	0	3	-1	6	1	0	1	0	0	15	20.0
RYANE CLOWE	6	1	2	3	-2	0	0	0	0	0	0	9	11.1
KYLE MCLAREN	6	0	3	3	-3	6	0	0	0	0	0	5	0.0
MARCEL GOC	6	2	0	2	2	2	0	0	0	0	0	12	16.7
MATT CARLE	6	1	1	2	1	0	1	0	1	0	0	4	25.0
MIKE GRIER	6	1	1	2	2	2	0	0	0	0	0	8	12.5
MILAN MICHALEK	6	0	2	2	2	2	0	0	0	0	0	12	0.0
PATRICK RISSMILLER	6	0	2	2	1	0	0	0	0	0	0	11	0.0
CURTIS BROWN	6	0	1	1	1	0	0	0	0	0	0	6	0.0
STEVE BERNIER	6	0	0	0	0	0	0	0	0	0	0	9	0.0
CHRISTIAN EHRHOFF	6	0	0	0	-2	4	0	0	0	0	0	4	0.0
SCOTT HANNAN	6	0	0	0	1	16	0	0	0	0	0	5	0.0
PATRICK MARLEAU	6	0	0	0	-5	2	0	0	0	0	0	11	0.0
CRAIG RIVET	6	0	0	0	-2	10	0	0	0	0	0	4	0.0
MARC-EDOUARD VLASIC	6	0	0	0	3	2	0	0	0	0	0	2	0.0
BILL GUERIN	4	0	0	0	-2	2	0	0	0	0	0	7	0.0
JOE PAVELSKI	3	0	0	0	0	0	0	0	0	0	0	1	0.0
MARK SMITH	3	0	0	0	0	4	0	0	0	0	0	7	0.0
MARK BELL	2	0	0	0	-1	0	0	0	0	0	0	0	0.0

POWER PLAY: 2-27 (7.4%) PENALTY KILLING: 20-25 (80.0%)

GOALTENDING SHARKS	GP	MIN	GA	AVG	EN	SO	W	L	SHOTS	SAVE%
EVGENI NABOKOV	6	374	13	1.90	0	1	2	4	190	.932



2006 SHARKS PLAYOFF SUMMARY

WESTERN CONFERENCE QUARTERFINALS SAN JOSE SHARKS (#5) VS. NASHVILLE PREDATORS (#4) SHARKS SUMMARY: WON-4 LOST-1

DATE	SCORE	ATT.	GOALTENDERS	GW GOAL
APRIL 21	SHARKS 3; @ PREDATORS 4	17,113	TOSKALA/MASON	ADAM HALL
APRIL 23	SHARKS 3; @ PREDATORS 0	16,707	TOSKALA/MASON	J. CHEECHOO
APRIL 25	@ SHARKS 4; PREDATORS 1	17,496	TOSKALA/MASON	STEVE BERNIER
APRIL 27	@ SHARKS 5; PREDATORS 4	17,496	TOSKALA/MASON	P. MARLEAU
APRIL 30	SHARKS 2; @ PREDATORS 1	16,061	TOSKALA/MASON	P. MARLEAU

GOALS BY PERIOD	1ST	2ND	3RD	OT	TOTAL	SHOTS BY PERIOD	1ST	2ND	3RD	OT	TOTAL
SHARKS	6	7	4	0	17	SHARKS	60	59	52	0	171
PREDATORS	5	1	4	0	10	PREDATORS	45	46	46	0	137

INDIVIDUAL SCORING

SHARKS	GP	G	A	TP	+/-	PM	PP	SH	GW	GT	EN	S	PCTG
PATRICK MARLEAU	5	7	1	8	1	4	4	0	2	0	0	18	38.9
TOM PREISSING	5	0	6	6	1	2	0	0	0	0	0	7	0.0
CHRISTIAN EHRHOFF	5	0	5	5	3	12	0	0	0	0	0	12	0.0
JONATHAN CHEECHOO	5	2	2	4	0	4	1	0	1	0	0	25	8.0
JOE THORNTON	5	0	4	4	-2	4	0	0	0	0	0	10	0.0
MARK SMITH	5	3	0	3	3	2	1	0	0	0	0	19	15.8
STEVE BERNIER	5	1	2	3	2	6	1	0	1	0	0	10	10.0
MATT CARLE	5	0	3	3	1	0	0	0	0	0	0	8	0.0
NILS EKMAN	5	1	1	2	-2	2	1	0	0	0	0	14	7.1
MILAN MICHALEK	5	1	1	2	2	6	1	0	0	0	0	13	7.7
MARCEL GOC	5	0	2	2	2	0	0	0	0	0	0	2	0.0
KYLE McLAREN	5	0	2	2	2	4	0	0	0	0	0	1	0.0
PATRICK RISSMILLER	5	1	0	1	2	0	0	0	0	0	0	3	33.3
SCOTT THORNTON	5	1	0	1	0	2	0	0	0	0	0	8	12.5
SCOTT HANNAN	5	0	1	1	2	2	0	0	0	0	0	5	0.0
VILLE NIEMINEN	5	0	1	1	1	20	0	0	0	0	0	10	0.0
ALYN McCaULEY	4	0	1	1	1	2	0	0	0	0	0	4	0.0
JOSH GORGES	5	0	0	0	1	2	0	0	0	0	0	2	0.0
GRANT STEVENSON	1	0	0	0	0	2	0	0	0	0	0	0	0.0

POWER PLAY: 9-37 (24.3%) PENALTY KILLING: 26-32 (81.2%)

GOALTENDING SHARKS	GP	MIN	GA	Avg	EN	SO	W	L	SHOTS	SAVE%
VESA TOSKALA	5	298	10	2.01	0	1	4	1	137	.927



2006 SHARKS PLAYOFF SUMMARY

WESTERN CONFERENCE SEMIFINALS SAN JOSE SHARKS (#5) VS. EDMONTON OILERS (#8) SHARKS SUMMARY: WON-2 LOST-4

DATE	SCORE	ATT.	GOALTENDERS	GW GOAL
MAY 7	@ SHARKS 2; OILERS 1	17,496	TOSKALA/ROLOSON	C. EHRHOFF
MAY 8	@ SHARKS 2; OILERS 1	17,496	TOSKALA/ROLOSON	J. THORNTON
MAY 10	SHARKS 2; @ OILERS 3 3OT	16,839	TOSKALA/ROLOSON	S. HORCOFF
MAY 12	SHARKS 3; @ OILERS 6	16,839	TOSKALA-NABOKOV/ ROLOSON	J. SMITH
MAY 14	@ SHARKS 3; OILERS 6	17,496	TOSKALA/ROLOSON	F. PISANI
MAY 17	SHARKS 0; @ OILERS 2	16,839	TOSKALA/ROLOSON	M. PECA

GOALS BY PERIOD	1ST	2ND	3RD	OT	TOTAL	SHOTS BY PERIOD	1ST	2ND	3RD	OT	TOTAL
SHARKS	4	6	2	0	12	SHARKS	50	56	51	18	175
OILERS	5	4	9	1	19	OILERS	63	31	33	30	177

INDIVIDUAL SCORING

SHARKS	GP	G	A	TP	+/-	PM	PP	SH	GW	GT	EN	S	PCTG
PATRICK MARLEAU	6	2	4	6	1	4	0	0	0	0	0	20	10.0
JONATHAN CHEECHOO	6	2	3	5	-1	4	0	0	0	0	0	21	9.5
JOE THORNTON	6	2	3	5	-2	8	1	0	1	0	0	13	15.4
CHRISTIAN EHRHOFF	6	2	1	3	-1	6	1	0	1	0	0	15	13.3
STEVE BERNIER	6	0	3	3	2	2	0	0	0	0	0	4	0.0
MILAN MICHALEK	4	0	3	3	2	2	0	0	0	0	0	10	0.0
NILS EKMAN	6	1	1	2	0	6	0	0	0	0	0	10	10.0
PATRICK RISSMILLER	6	1	1	2	-1	6	0	6	0	0	0	8	12.5
TOM PREISSING	6	1	0	1	-1	2	0	0	0	0	0	11	9.1
SCOTT THORNTON	6	1	0	1	-1	4	0	0	0	0	0	15	6.7
MARCEL GOC	6	0	1	1	-2	0	0	0	0	0	0	7	0.0
JOSH GORGES	6	0	1	1	-2	2	0	0	0	0	0	4	0.0
KYLE McLAREN	6	0	1	1	0	0	0	0	0	0	0	6	0.0
VILLE NIEMINEN	6	0	1	1	-2	4	0	0	0	0	0	8	0.0
MATT CARLE	6	0	0	0	0	4	0	0	0	0	0	5	0.0
SCOTT HANNAN	6	0	0	0	-2	4	0	0	0	0	0	7	0.0
MARK SMITH	6	0	0	0	-1	4	0	0	0	0	0	4	0.0
GRANT STEVENSON	4	0	0	0	-1	2	0	0	0	0	0	6	0.0
ALYN McCAULEY	2	0	0	0	-1	2	0	0	0	0	0	0	0.0
RYANE CLOWE	1	0	0	0	-1	0	0	0	0	0	0	0	0.0
ROB DAVISON	1	0	0	0	0	0	0	0	0	0	0	1	0.0

POWER PLAY: 2-35 (5.7%) PENALTY KILLING: 24-30 (80.0%)

GOALTENDING SHARKS	GP	MIN	GA	AVG	EN	SO	W	L	SHOTS	SAVE%
VESA TOSKALA	6	388	18	2.78	0	0	2	4	174	.897
EVGENI NABOKOV	1	12	1	5.17	0	0	0	0	4	.750



2004 SHARKS PLAYOFF SUMMARY

WESTERN CONFERENCE QUARTERFINALS
SAN JOSE SHARKS (#2) VS. ST. LOUIS BLUES (#7)
SHARKS SUMMARY: WON-4 LOST-1

DATE	SCORE	ATT.	GOALTENDERS	GW GOAL
APRIL 8	@ SHARKS 1; BLUES 0 OT	17,496	NABOKOV/OSGOOD	N. DIMITRAKOS
APRIL 10	@ SHARKS 3; BLUES 1	17,496	NABOKOV/OSGOOD, DIVIS	P. MARLEAU
APRIL 12	SHARKS 1; @ BLUES 4	19,023	NABOKOV/OSGOOD	D. DRAKE
APRIL 13	SHARKS 4; @ BLUES 3	19,452	NABOKOV/OSGOOD	A. KOROLYUK
APRIL 15	@ SHARKS 3; BLUES 1	17,496	NABOKOV/OSGOOD	M. SMITH

GOALS BY PERIOD	1ST	2ND	3RD	OT	TOTAL	SHOTS BY PERIOD	1ST	2ND	3RD	OT	TOTAL
SHARKS	3	4	4	1	12	SHARKS	38	34	41	4	117
BLUES	2	2	5	0	9	BLUES	37	52	37	2	128

INDIVIDUAL SCORING

SHARKS	GP	G	A	TP	+/-	PM	PP	SH	GW	GT	EN	S	PCTG
PATRICK MARLEAU	5	3	1	4	-2	2	2	1	1	0	0	13	23.1
VINCENT DAMPHOUSSE	5	0	4	4	-2	0	0	0	0	0	0	8	0.0
SCOTT THORNTON	4	2	1	3	0	6	0	0	0	0	0	6	33.3
JONATHAN CHEECHOO	5	1	2	3	3	4	0	0	0	0	0	8	12.5
ALEXANDER KOROLYUK	5	2	0	2	0	2	1	0	1	0	0	14	14.3
NIKO DIMITRAKOS	5	1	1	2	0	6	0	0	1	1	0	6	16.7
MIKE RICCI	5	1	1	2	3	2	0	0	0	0	0	4	25.0
BRAD STUART	5	1	1	2	-1	4	0	0	0	0	0	7	14.3
SCOTT HANNAN	5	0	2	2	1	8	0	0	0	0	0	7	0.0
KYLE MCLAREN	5	0	2	2	0	4	0	0	0	0	0	1	0.0
MARK SMITH	4	1	0	1	1	0	0	0	1	0	0	1	100.0
CURTIS BROWN	5	0	1	1	0	0	0	0	0	0	0	7	0.0
TODD HARVEY	5	0	1	1	1	0	0	0	0	0	0	1	0.0
JASON MARSHALL	5	0	1	1	0	6	0	0	0	0	0	5	0.0
TOM PREISSING	5	0	1	1	1	0	0	0	0	0	0	6	0.0
MIKE RATHJE	5	0	1	1	1	4	0	0	0	0	0	3	0.0
MARCEL GOC	1	0	1	1	1	0	0	0	0	0	0	0	0.0
NILS EKMAN	5	0	0	0	-2	2	0	0	0	0	0	10	0.0
WAYNE PRIMEAU	5	0	0	0	-2	2	0	0	0	0	0	9	0.0
ALYN MCCAULEY	1	0	0	0	0	0	0	0	0	0	0	1	0.0

POWER PLAY: 3-31 (9.7%) PENALTY KILLING: 21-22 (95.5%)

GOALTENDING SHARKS	GP	MIN	GA	Avg	EN	SO	W	L	SHOTS	SAVE%
EVGENI NABOKOV	5	308	8	1.56	1	1	4	1	127	.937



2004 SHARKS PLAYOFF SUMMARY

WESTERN CONFERENCE SEMIFINALS SAN JOSE SHARKS (#2) VS. COLORADO AVALANCHE (#4) SHARKS SUMMARY: WON-4 LOST-2

DATE	SCORE	ATT.	GOALTENDERS	GW GOAL
APRIL 22	@ SHARKS 5; AVALANCHE 2	17,496	NABOKOV/SALO	SCOTT HANNAN
APRIL 24	@ SHARKS 4; AVALANCHE 1	17,496	NABOKOV/AEBISCHER	P. MARLEAU
APRIL 26	SHARKS 1; @ AVALANCHE 0	18,007	NABOKOV/AEBISCHER	V. DAMPHOUSSE
APRIL 28	SHARKS 0; @ AVALANCHE 1 OT	18,007	NABOKOV/AEBISCHER	JOE SAKIC
MAY 1	@ SHARKS 1; AVALANCHE 2 OT	17,496	NABOKOV/AEBISCHER	JOE SAKIC
MAY 4	SHARKS 3; @ AVALANCHE 1	18,007	NABOKOV/AEBISCHER	MARCEL GOC

GOALS BY PERIOD	1ST	2ND	3RD	OT	TOTAL	SHOTS BY PERIOD	1ST	2ND	3RD	OT	TOTAL
SHARKS	4	7	3	0	14	SHARKS	61	42	40	4	147
AVALANCHE	1	2	2	2	7	AVALANCHE	40	68	50	7	165

INDIVIDUAL SCORING

SHARKS	GP	G	A	TP	+/-	PM	PP	SH	GW	GT	EN	S	PCTG
VINCENT DAMPHOUSSE	6	5	2	7	5	8	2	0	1	0	0	15	33.3
NIKO DIMITRAKOS	6	0	7	7	4	0	0	0	0	0	0	12	0.0
PATRICK MARLEAU	6	4	2	6	6	2	1	0	1	0	0	17	23.5
JONATHAN CHEECHOO	6	2	3	5	1	6	1	0	0	0	0	13	15.4
BRAD STUART	6	0	3	3	4	7	0	0	0	0	0	8	0.0
SCOTT HANNAN	6	1	1	2	5	10	1	0	1	0	0	11	9.1
MIKE RICCI	6	0	2	2	0	2	0	0	0	0	0	3	0.0
WAYNE PRIMEAU	6	1	0	1	-1	2	0	0	0	0	1	12	8.3
MARCEL GOC	1	1	0	1	1	0	0	0	1	0	0	1	100.0
CURTIS BROWN	6	0	1	1	0	14	0	0	0	0	0	7	0.0
NILS EKMAN	6	0	1	1	-1	2	0	0	0	0	0	13	0.0
ALEXANDER KOROLYUK	6	0	1	1	-1	6	0	0	0	0	0	15	0.0
KYLE MCLAREN	6	0	1	1	1	0	0	0	0	0	0	4	0.0
MIKE RATHJE	6	0	1	1	1	4	0	0	0	0	0	2	0.0
JASON MARSHALL	6	0	0	0	0	6	0	0	0	0	0	3	0.0
MARK SMITH	6	0	0	0	1	11	0	0	0	0	0	2	0.0
TODD HARVEY	5	0	0	0	0	0	0	0	0	0	0	4	0.0
TOM PREISSING	5	0	0	0	0	0	0	0	0	0	0	1	0.0
ALYN MCCAULEY	4	0	0	0	-1	0	0	0	0	0	0	3	0.0
SCOTT THORNTON	2	0	0	0	0	0	0	0	0	0	0	1	0.0
JIM FAHEY	1	0	0	0	0	0	0	0	0	0	0	0	0.0

POWER PLAY: 5-25 (20.0%) PENALTY KILLING: 24-27 (88.9%)

GOALTENDING SHARKS	GP	MIN	GA	Avg	EN	SO	W	L	SHOTS	SAVE%
EVGENI NABOKOV	6	367	7	1.14	0	1	4	2	165	.958



2004 SHARKS PLAYOFF SUMMARY

WESTERN CONFERENCE FINALS SAN JOSE SHARKS (#2) VS. CALGARY FLAMES (#6) SHARKS SUMMARY: WON-2 LOST-4

DATE	SCORE	ATT.	GOALTENDERS	GW GOAL
MAY 9	@ SHARKS 3; FLAMES 4 OT	17,496	NABOKOV/KIPRUSOFF	STEVE MONTADOR
MAY 11	@ SHARKS 1; FLAMES 4	17,496	NABOKOV/KIPRUSOFF	SHEAN DONOVAN
MAY 13	SHARKS 3; @ FLAMES 0	19,289	NABOKOV/KIPRUSOFF	V. DAMPHOUSSE
MAY 16	SHARKS 4; @ FLAMES 2	19,289	NABOKOV/KIPRUSOFF, TUREK	V. DAMPHOUSSE
MAY 17	@ SHARKS 0; FLAMES 3	17,496	NABOKOV/KIPRUSOFF	JAROME IGINLA
MAY 19	SHARKS 1; @ FLAMES 3	19,289	NABOKOV/KIPRUSOFF	MARTIN GELINAS

GOALS BY PERIOD	1ST	2ND	3RD	OT	TOTAL	SHOTS BY PERIOD	1ST	2ND	3RD	OT	TOTAL
SHARKS	0	9	3	0	12	SHARKS	48	55	36	12	151
FLAMES	7	3	5	1	16	FLAMES	56	50	59	5	170

INDIVIDUAL SCORING

SHARKS	GP	G	A	TP	+/-	PM	PP	SH	GW	GT	EN	S	PCTG
ALEXANDER KOROLYUK	6	3	1	4	1	2	1	0	0	0	1	13	23.1
MIKE RATHJE	6	1	3	4	-1	5	0	0	0	0	0	9	11.1
VINCENT DAMPHOUSSE	6	2	1	3	-3	12	1	0	2	0	0	14	14.3
ALYN MCCAULEY	6	2	1	3	1	2	0	0	0	0	0	7	28.6
JONATHAN CHEECHOO	6	1	1	2	0	0	0	0	0	0	0	13	7.7
TODD HARVEY	6	1	1	2	-4	2	0	0	0	0	0	6	16.7
PATRICK MARLEAU	6	1	1	2	-4	2	1	0	0	0	0	15	6.7
SCOTT HANNAN	6	0	2	2	1	4	0	0	0	0	0	7	0.0
WAYNE PRIMEAU	6	0	2	2	-4	0	0	0	0	0	0	7	0.0
ROB DAVISON	5	0	2	2	0	4	0	0	0	0	0	2	0.0
NILS EKMAN	5	0	2	2	1	4	0	0	0	0	0	6	0.0
MIKE RICCI	6	1	0	1	2	0	0	0	0	0	0	6	16.7
BRAD STUART	6	0	1	1	-7	2	0	0	0	0	0	13	0.0
SCOTT THORNTON	6	0	1	1	1	16	0	0	0	0	0	8	0.0
CURTIS BROWN	6	0	0	0	-5	4	0	0	0	0	0	9	0.0
JASON MARSHALL	6	0	0	0	1	13	0	0	0	0	0	5	0.0
KYLE MCLAREN	5	0	0	0	-2	6	0	0	0	0	0	7	0.0
NIKO DIMITRAKOS	4	0	0	0	-2	2	0	0	0	0	0	4	0.0
MARCEL GOC	3	0	0	0	-1	0	0	0	0	0	0	0	0.0
JIM FAHEY	1	0	0	0	0	0	0	0	0	0	0	0	0.0
TOM PREISSING	1	0	0	0	-1	0	0	0	0	0	0	0	0.0

POWER PLAY: 3-25 (12.0%) PENALTY KILLING: 21-23 (91.3%)

GOALTENDING SHARKS	GP	MIN	GA	Avg	EN	SO	W	L	SHOTS	SAVE%
EVGENI NABOKOV	6	378	15	2.38	1	1	2	4	169	.911



2002 SHARKS PLAYOFF SUMMARY

WESTERN CONFERENCE QUARTERFINALS SAN JOSE SHARKS (#3) VS. PHOENIX COYOTES (#6) SHARKS SUMMARY: WON-4 LOST-1

DATE	SCORE	ATT.	GOALTENDERS	GW GOAL
APRIL 17	@ SHARKS 2; COYOTES 1	17,496	NABOKOV/BURKE	PATRICK MARLEAU
APRIL 20	@ SHARKS 1; COYOTES 3	17,496	NABOKOV/BURKE	DANIEL BRIERE
APRIL 22	SHARKS 4; @ COYOTES 1	16,210	NABOKOV/BURKE	ADAM GRAVES
APRIL 24	SHARKS 2; @ COYOTES 1	16,210	NABOKOV/BURKE	MIKE RICCI
APRIL 26	@ SHARKS 4; COYOTES 1	17,496	NABOKOV/BURKE	ADAM GRAVES

GOALS BY PERIOD	1ST	2ND	3RD	OT	TOTAL	SHOTS BY PERIOD	1ST	2ND	3RD	OT	TOTAL
SHARKS	3	5	5	0	13	SHARKS	36	59	38	0	133
COYOTES	1	4	2	0	7	COYOTES	42	56	36	0	134

INDIVIDUAL SCORING

SHARKS	GP	G	A	TP	+/-	PM	PP	SH	GW	GT	EN	S	PCTG
PATRICK MARLEAU	5	3	3	6	4	2	0	0	1	0	0	8	37.5
VINCENT DAMPHOUSSE	5	2	1	3	-1	6	1	0	0	0	0	8	25
ADAM GRAVES	5	2	1	3	-1	2	0	0	2	0	0	9	22.2
MIKE RICCI	5	2	1	3	4	0	0	0	1	0	0	8	25
SCOTT THORNTON	5	1	2	3	2	4	0	0	0	0	0	8	12.5
MARCO STURM	5	2	0	2	3	2	0	0	0	0	0	13	15.4
MIKE RATHJE	5	1	1	2	3	4	1	0	0	0	0	2	50
STEPHANE MATTEAU	3	0	2	2	2	0	0	0	0	0	0	0	0
SCOTT HANNAN	5	0	2	2	1	6	0	0	0	0	0	2	0
TODD HARVEY	5	0	2	2	3	8	0	0	0	0	0	8	0
OWEN NOLAN	5	0	2	2	-2	0	0	0	0	0	0	17	0
TEEMU SELANNE	5	0	2	2	2	2	0	0	0	0	0	9	0
NIKLAS SUNDSTROM	5	0	2	2	2	6	0	0	0	0	0	5	0
BRYAN MARCHMENT	5	0	1	1	1	4	0	0	0	0	0	7	0
EVGENI NABOKOV	5	0	1	1	0	2	0	0	0	0	0	0	0
GARY SUTER	5	0	1	1	2	6	0	0	0	0	0	16	0
MATT BRADLEY	3	0	0	0	0	0	0	0	0	0	0	2	0
JEFF JILLSON	4	0	0	0	0	0	0	0	0	0	0	2	0
MARCUS RAGNARSSON	5	0	0	0	1	6	0	0	0	0	0	6	0
BRAD STUART	5	0	0	0	3	4	0	0	0	0	0	3	0

POWER PLAY: 0-22 (0%) PENALTY KILLING: 22-27 (81.4%)

GOALTENDING SHARKS	GP	MIN	GA	Avg	EN	SO	W	L	SHOTS	SAVE%
EVGENI NABOKOV	5	299	7	1.40	0	0	4	1	134	.948



2002 SHARKS PLAYOFF SUMMARY

WESTERN CONFERENCE SEMIFINALS SAN JOSE SHARKS (#3) VS. COLORADO AVALANCHE (#2) SHARKS SUMMARY: WON-3 LOST-4

DATE	SCORE	ATT.	GOALTENDERS	GW GOAL
MAY 1	SHARKS 6; @ AVALANCHE 3	18,007	NABOKOV/ROY	PATRICK MARLEAU
MAY 4	SHARKS 2; @ AVALANCHE 8	18,007	NABOKOV, KIPRUSOFF/ROY	PETER FORSBERG
MAY 6	@ SHARKS 6; AVALANCHE 4	17,496	NABOKOV/ROY	PATRICK MARLEAU
MAY 8	@ SHARKS 1; AVALANCHE 4	17,496	NABOKOV/ROY	JOE SAKIC
MAY 11	SHARKS 5; @ AVALANCHE 3	18,007	NABOKOV/ROY	TEEMU SELANNE
MAY 13	@ SHARKS 1; AVALANCHE 2 OT	17,496	NABOKOV/ROY	PETER FORSBERG
MAY 15	SHARKS 0; @ AVALANCHE 1	18,007	NABOKOV/ROY	PETER FORSBERG

GOALS BY PERIOD	1ST	2ND	3RD	OT	TOTAL	SHOTS BY PERIOD	1ST	2ND	3RD	OT	TOTAL
SHARKS	3	8	10	0	21	SHARKS	63	56	70	1	190
AVALANCHE	4	14	6	1	25	AVALANCHE	57	81	52	1	191

INDIVIDUAL SCORING

SHARKS	GP	G	A	TP	+/-	PM	PP	SH	GW	GT	EN	S	PCTG
OWEN NOLAN	7	3	4	7	0	8	0	0	0	0	2	29	10.3
MIKE RICCI	7	2	5	7	2	4	0	0	0	0	0	9	22.2
TEEMU SELANNE	7	5	1	6	-5	0	2	0	1	0	0	26	19.2
PATRICK MARLEAU	7	3	2	5	-1	4	1	0	2	0	0	13	23.1
NIKLAS SUNDSTROM	7	1	4	5	1	0	0	0	0	0	0	12	8.3
VINCENT DAMPHOUSSE	7	0	5	5	0	6	0	0	0	0	0	9	0
MARCUS RAGNARSSON	7	1	3	4	-2	6	0	0	0	0	0	6	16.7
SCOTT THORNTON	7	2	1	3	1	2	0	0	0	0	0	15	13.3
MARCO STURM	7	1	2	3	-4	0	0	0	0	0	0	18	5.6
BRAD STUART	7	0	3	3	-2	4	0	0	0	0	0	9	0
GARY SUTER	7	0	3	3	0	2	0	0	0	0	0	6	0
MIKE RATHJE	7	0	2	2	2	2	0	0	0	0	0	8	0
ADAM GRAVES	7	1	0	1	-1	4	0	0	0	0	0	6	16.7
BRYAN MARCHMENT	7	1	0	1	-2	6	0	0	0	0	1	4	25
STEPHANE MATTEAU	7	1	0	1	-1	2	0	0	0	0	0	5	20
EVGENI NABOKOV	7	0	1	1	0	0	0	0	0	0	0	0	0
MATT BRADLEY	7	0	0	0	0	0	0	0	0	0	0	2	0
SCOTT HANNAN	7	0	0	0	-2	6	0	0	0	0	0	8	0
TODD HARVEY	7	0	0	0	0	4	0	0	0	0	0	5	0

POWER PLAY: 3-21 (14.3%) PENALTY KILLING: 19-23 (82.6%)

GOALTENDING SHARKS	GP	MIN	GA	Avg	EN	SO	W	L	SHOTS	SAVE%
EVGENI NABOKOV	7	413	24	3.49	1	0	3	4	188	.872
MIKKKA KIPRUSOFF	1	8	0	0.00	0	0	0	0	2	100.0



2001 SHARKS PLAYOFF SUMMARY

WESTERN CONFERENCE QUARTERFINALS SAN JOSE SHARKS (#5) VS. ST. LOUIS BLUES (#4) SHARKS SUMMARY: WON-2 LOST-4

DATE	SCORE	ATT.	GOALTENDERS	GW GOAL
April 12	@ BLUES 3; SHARKS 1	19,407	TUREK/NABOKOV	SCOTT YOUNG
April 14	@ BLUES 0; SHARKS 1	19,534	TUREK/NABOKOV	SCOTT THORNTON
April 16	BLUES 6; @ SHARKS 3	17,496	TUREK/Nabokov, Kiprusoff	DALLAS DRAKE
April 17	BLUES 2; @ SHARKS 3	17,496	TUREK/KIPRUSOFF	OWEN NOLAN
April 19	@ BLUES 3; SHARKS 2 OT	19,853	TUREK/KIPRUSOFF	BRYCE SALVADOR
April 21	BLUES 2; @ SHARKS 1	17,496	TUREK/NABOKOV	PAVOL DEMITRA

GOALS BY PERIOD	1ST	2ND	3RD	OT	TOTAL	SHOTS BY PERIOD	1ST	2ND	3RD	OT	TOTAL
SHARKS	2	6	3	0	11	SHARKS	51	62	46	2	161
BLUES	5	5	5	1	16	BLUES	59	63	51	10	183

INDIVIDUAL SCORING

SHARKS	GP	G	A	TP	+/-	PM	PP	SH	GW	GT	EN	S	PCTG
STEPHANE MATTEAU	6	1	3	4	1	0	0	0	0	0	0	6	16.7
SCOTT THORNTON	6	3	0	3	1	8	0	0	1	0	0	15	20.0
VINCENT DAMPHOUSSE	6	2	1	3	-1	14	0	1	0	0	0	15	13.3
MIKE RICCI	6	0	3	3	-1	0	0	0	0	0	0	10	.0
NIKLAS SUNDSTROM	6	0	3	3	1	2	0	0	0	0	0	5	.0
PATRICK MARLEAU	6	2	0	2	1	4	0	0	0	0	0	12	16.7
OWEN NOLAN	6	1	1	2	-5	8	0	0	1	0	0	26	3.8
TEEMU SELANNE	6	0	2	2	2	2	0	0	0	0	0	5	.0
MARCO STURM	6	0	2	2	-2	0	0	0	0	0	0	7	.0
TONY GRANATO	4	1	0	1	0	0	0	0	0	0	0	5	20.0
BRAD STUART	5	1	0	1	0	0	0	0	0	0	0	4	25.0
BRYAN MARCHMENT	5	0	1	1	3	2	0	0	0	0	0	10	.0
MARCUS RAGNARSSON	5	0	1	1	0	8	0	0	0	0	0	5	.0
SCOTT HANNAN	6	0	1	1	-1	6	0	0	0	0	0	20	.0
JEFF NORTON	6	0	1	1	-2	2	0	0	0	0	0	3	.0
MIKE RATHJE	6	0	1	1	2	4	0	0	0	0	0	5	.0
GARY SUTER	1	0	0	0	0	0	0	0	0	0	0	0	.0
SHAWN HEINS	2	0	0	0	-1	0	0	0	0	0	0	2	.0
ALEXANDER KOROLYUK	2	0	0	0	0	0	0	0	0	0	0	0	.0
TODD HARVEY	6	0	0	0	0	8	0	0	0	0	0	2	.0
BILL LINDSAY	6	0	0	0	0	16	0	0	0	0	0	4	.0

POWER PLAY: 0-22 (0%) PENALTY KILLING: 22-27 (81.4%)

GOALTENDING SHARKS	GP	MIN	GA	AVG	EN	SO	W	L	SHOTS	SAVE%
EVGENI NABOKOV	4	218	10	2.75	0	1	1	3	103	.903
MIikka KIPRUSOFF	3	149	5	2.01	1	0	1	1	79	.937



2000 SHARKS PLAYOFF SUMMARY

WESTERN CONFERENCE QUARTERFINALS SAN JOSE SHARKS (#8) VS. ST. LOUIS BLUES (#1) SHARKS SUMMARY: WON-4 LOST-3

DATE	SCORE	ATT.	GOALTENDERS	GW GOAL
April 12	@ BLUES 5; SHARKS 3	20,199	TUREK/SHIELDS	CHRIS PRONGER
April 15	@ BLUES 2; SHARKS 4	20,337	TUREK/SHIELDS	MIKE RICCI
April 17	BLUES 1; @ SHARKS 2	17,483	TUREK/SHIELDS	OWEN NOLAN
April 19	BLUES 2; @ SHARKS 3	17,483	TUREK/SHIELDS	GARY SUTER
April 21	@ BLUES 5; SHARKS 3	20,361	TUREK/SHIELDS	CHRIS PRONGER
April 23	BLUES 6; @ SHARKS 2	17,483	TUREK/SHIELDS, Nabokov	JOCHEN HECHT
April 25	@ BLUES 1; SHARKS 3	20,418	TUREK/SHIELDS	OWEN NOLAN

GOALS BY PERIOD	1ST	2ND	3RD	OT	TOTAL	SHOTS BY PERIOD	1ST	2ND	3RD	OT	TOTAL
SHARKS	8	5	7	0	20	SHARKS	51	67	44	0	162
BLUES	8	8	6	0	22	BLUES	62	55	78	0	195

INDIVIDUAL SCORING

SHARKS	GP	G	A	TP	+/-	PM	PP	SH	GW	GT	EN	S	PCTG
OWEN NOLAN	7	6	2	8	0	4	2	1	2	0	1	20	30.0
GARY SUTER	7	2	3	5	-4	12	1	0	1	0	0	16	12.5
VINCENT DAMPHOUSSE	7	0	5	5	0	8	0	0	0	0	0	14	.0
MIKE RICCI	7	3	1	4	-3	2	2	0	1	0	0	10	30.0
MIKE RATHJE	7	1	3	4	4	2	0	0	0	0	0	5	20.0
JEFF FRIESEN	6	2	1	3	-1	8	0	0	0	0	0	8	25.0
DAVE LOWRY	7	1	2	3	1	4	0	0	0	0	0	6	16.7
MARCO STURM	7	1	2	3	0	6	0	0	0	0	0	10	10.0
MARCUS RAGNARSSON	7	0	3	3	4	8	0	0	0	0	0	4	.0
BRYAN MARCHMENT	7	2	0	2	3	4	0	0	0	0	0	14	14.3
ALEXANDER KOROLYUK	5	0	2	2	2	6	0	0	0	0	0	7	.0
STEPHANE MATTEAU	7	0	2	2	-1	8	0	0	0	0	0	11	.0
RON SUTTER	7	0	2	2	2	2	0	0	0	0	0	6	.0
RONNIE STERN	2	1	0	1	0	9	0	0	0	0	0	3	33.3
BRAD STUART	7	1	0	1	-6	4	1	0	0	0	0	6	16.7
TONY GRANATO	7	0	1	1	3	10	0	0	0	0	0	9	.0
NIKLAS SUNDSTROM	7	0	1	1	-2	2	0	0	0	0	0	6	.0
PATRICK MARLEAU	1	0	0	0	-2	0	0	0	0	0	0	0	.0
TODD HARVEY	7	0	0	0	-1	4	0	0	0	0	0	3	.0
JEFF NORTON	7	0	0	0	1	7	0	0	0	0	0	4	.0

POWER PLAY: 6-35 (17.1%) PENALTY KILLING: 31-39 (79.5%)

GOALTENDING SHARKS	GP	MIN	GA	AVG	EN	SO	W	L	SHOTS	SAVE%
STEVE SHIELDS	7	398	21	3.17	1	0	4	3	184	.886
EVGENI NABOKOV	1	20	0	0.00	0	0	0	0	10	1.000



2000 SHARKS PLAYOFF SUMMARY

WESTERN CONFERENCE SEMIFINALS SAN JOSE SHARKS (#8) VS. DALLAS STARS (#2) SHARKS SUMMARY: WON-1 LOST-4

DATE	SCORE	ATT.	GOALTENDERS	GW GOAL
APRIL 28	@ STARS 4; SHARKS 0	17,001	BELFOUR/SHIELDS	AARON GAVEY
APRIL 30	@ STARS 1; SHARKS 0	17,001	BELFOUR/SHIELDS	MIKE MODANO
MAY 2	STARS 1; @ SHARKS 2	17,483	BELFOUR/SHIELDS	OWEN NOLAN
MAY 5	STARS 5; @ SHARKS 4	17,483	BELFOUR/SHIELDS	JOE NIEUWENDYK
MAY 7	@ STARS 4; SHARKS 1	17,001	BELFOUR/SHIELDS	SCOTT THORNTON

GOALS BY PERIOD	1ST	2ND	3RD	OT	TOTAL	SHOTS BY PERIOD	1ST	2ND	3RD	OT	TOTAL
STARS	8	3	4	0	15	STARS	49	46	44	0	139
SHARKS	2	4	1	0	7	SHARKS	42	41	50	0	133

INDIVIDUAL SCORING

SHARKS	GP	G	A	TP	+/-	PM	PP	SH	GW	GT	EN	S	PCTG
VINCENT DAMPHOUSSE	5	1	2	3	-5	8	1	0	0	0	0	14	7.1
OWEN NOLAN	3	2	0	2	-2	2	0	1	1	0	0	12	16.7
MIKE RICCI	5	2	0	2	0	0	1	0	0	0	0	10	20.0
PATRICK MARLEAU	4	1	1	2	-1	2	1	0	0	0	0	4	25.0
GARY SUTER	5	0	2	2	-2	0	0	0	0	0	0	17	.0
TODD HARVEY	5	1	0	1	-1	4	1	0	0	0	0	6	16.7
SCOTT HANNAN	1	0	1	1	0	0	0	0	0	0	0	2	.0
ALEXANDER KOROLYUK	4	0	1	1	-1	0	0	0	0	0	0	6	.0
BRYAN MARCHMENT	4	0	1	1	-1	8	0	0	0	0	0	2	.0
JEFF FRIESEN	5	0	1	1	-3	2	0	0	0	0	0	14	.0
JEFF NORTON	5	0	1	1	-2	0	0	0	0	0	0	7	.0
MARCO STURM	5	0	1	1	0	0	0	0	0	0	0	6	.0
NIKLAS SUNDSTROM	5	0	1	1	-1	0	0	0	0	0	0	3	.0
RONNIE STERN	1	0	0	0	-2	2	0	0	0	0	0	1	.0
STEPHANE MATTEAU	3	0	0	0	-1	0	0	0	0	0	0	5	.0
TONY GRANATO	5	0	0	0	-2	4	0	0	0	0	0	6	.0
DAVE LOWRY	5	0	0	0	-1	2	0	0	0	0	0	1	.0
MARCUS RAGNARSSON	5	0	0	0	-1	2	0	0	0	0	0	3	.0
MIKE RATHJE	5	0	0	0	-3	6	0	0	0	0	0	3	.0
BRAD STUART	5	0	0	0	-5	2	0	0	0	0	0	6	.0
RON SUTTER	5	0	0	0	-2	8	0	0	0	0	0	5	.0

POWER PLAY: 4-28 (14.3%) PENALTY KILLING: 17-22 (77.3%)

GOALTENDING SHARKS	GP	MIN	GA	AVG	EN	SO	W	L	SHOTS	SAVE%
STEVE SHIELDS	5	298	15	3.02	0	0	1	4	139	.892



1999 SHARKS PLAYOFF SUMMARY

WESTERN CONFERENCE QUARTERFINALS SAN JOSE SHARKS (#7) VS. COLORADO AVALANCHE (#2) SHARKS SUMMARY: WON-2 LOST-4

DATE	SCORE	ATT.	GOALTENDERS	GW GOAL
April 24*	AVALANCHE 3; @ SHARKS 1	17,483	ROY/VERNON	SANDIS OZOLINSH
April 26*	AVALANCHE 2; @ SHARKS 1 OT	17,483	ROY/VERNON	MILAN HEJDUK
April 28	@ AVALANCHE 2; SHARKS 4	16,061	ROY/VERNON	MARCO STURM
April 30	@ AVALANCHE 3; SHARKS 7	16,061	ROY, Billington/VERNON	A. KOROLYUK
May 1	@ AVALANCHE 6; SHARKS 2	16,051	ROY/SHIELDS	JOE SAKIC
May 3	AVALANCHE 3; @ SHARKS 2 OT	17,483	ROY/VERNON	MILAN HEJDUK

* Games 1 and 2 were shifted to San Jose due to the tragedy at Columbine High School in Littleton, colo.

GOALS BY PERIOD	1ST	2ND	3RD	OT	TOTAL	SHOTS BY PERIOD	1ST	2ND	3RD	OT	TOTAL
AVALANCHE	3	9	5	2	19	AVALANCHE	56	74	65	13	208
SHARKS	1	4	12	0	17	SHARKS	49	66	69	7	191

INDIVIDUAL SCORING

SHARKS	GP	G	A	TP	+/-	PM	PP	SH	GW	GT	EN	S	PCTG
JEFF NORTON	6	0	7	7	5	10	0	0	0	0	0	3	.0
VINCENT DAMPHOUSSE	6	3	2	5	1	6	0	2	0	0	0	22	13.6
MIKE RICCI	6	2	3	5	1	10	1	0	0	0	0	9	22.2
JEFF FRIESEN	6	2	2	4	-1	14	1	0	0	0	0	20	10.0
MARCO STURM	6	2	2	4	1	4	0	0	1	0	0	15	13.3
ALEXANDER KOROLYUK	6	1	3	4	-3	2	0	0	1	0	0	7	14.3
BILL HOULDER	6	3	0	3	2	4	3	0	0	0	0	8	37.5
PATRICK MARLEAU	6	2	1	3	-1	4	2	0	0	0	0	7	28.6
JOE MURPHY	6	0	3	3	4	0	0	0	0	0	0	21	.0
TONY GRANATO	6	1	1	2	-1	2	0	0	0	0	0	5	20.0
OWEN NOLAN	6	1	1	2	6	0	0	0	0	1	0	26	3.8
MIKE VERNON	5	0	1	1	0	0	0	0	0	0	0	0	.0
MARCUS RAGNARSSON	6	0	1	1	-4	6	0	0	0	0	0	9	.0
DAVE LOWRY	1	0	0	0	0	0	0	0	0	0	0	0	.0
STEPHANE MATTEAU	5	0	0	0	-3	6	0	0	0	0	0	4	.0
BRYAN MARCHMENT	6	0	0	0	4	0	0	0	0	0	0	7	.0
MIKE RATHJE	6	0	0	0	-6	4	0	0	0	0	0	4	.0
BOB ROUSE	6	0	0	0	-1	6	0	0	0	0	0	4	.0
RONNIE STERN	6	0	0	0	-1	6	0	0	0	0	0	10	.0
RON SUTTER	6	0	0	0	-1	4	0	0	0	0	0	10	.0

POWER PLAY: 7-41 (17.1%) PENALTY KILLING: 35-42 (83.3%)

GOALTENDING SHARKS	GP	MIN	GA	AVG	EN	SO	W	L	SHOTS	SAVE%
MIKE VERNON	5	321	13	2.40	0	0	2	3	172	.924
STEVE SHIELDS	1	60	6	6.00	0	0	0	1	36	.833



1998 SHARKS PLAYOFF SUMMARY

WESTERN CONFERENCE QUARTERFINALS SAN JOSE SHARKS (#8) VS. DALLAS STARS (#1) SHARKS SUMMARY: WON-2 LOST-4

DATE	SCORE	ATT.	GOALTENDERS	GW GOAL
APRIL 22	@ STARS 4; SHARKS 1	16,928	VERNON/BELFOUR	JUHA LIND
APRIL 24	@ STARS 5; SHARKS 2	16,928	HRUDEY, VERNON/ BELFOUR	PAT VERBEEK
APRIL 26	STARS 1; @ SHARKS 4	17,483	VERNON/BELFOUR, FERNANDEZ	OWEN NOLAN
APRIL 28	STARS 0; @ SHARKS 1 OT	17,483	VERNON/BELFOUR	ANDREI ZYUZIN
APRIL 30	@ STARS 3; SHARKS 2	16,928	VERNON/BELFOUR	MIKE MODANO
MAY 2	STARS 3; @ SHARKS 2 OT	17,483	VERNON/BELFOUR	MIKE KEANE

GOALS BY PERIOD	1ST	2ND	3RD	OT	TOTAL	SHOTS BY PERIOD	1ST	2ND	3RD	OT	TOTAL
SHARKS	2	5	4	1	12	SHARKS	41	48	38	4	131
STARS	6	6	3	1	16	STARS	55	46	41	3	145

INDIVIDUAL SCORING

SHARKS	GP	G	A	TP	+/-	PM	PP	SH	GW	GT	EN	S	PCTG
JOHN MACLEAN	6	2	3	5	1	4	1	0	0	0	0	18	11.1
BERNIE NICHOLLS	6	0	5	5	-2	8	0	0	0	0	0	6	.0
OWEN NOLAN	6	2	2	4	-1	26	2	0	1	0	0	16	12.5
MIKE RICCI	6	1	3	4	0	6	0	0	0	0	0	8	12.5
BILL HOULDER	6	1	2	3	0	2	0	0	0	0	0	8	12.5
MURRAY CRAVEN	6	1	1	2	-2	0	0	0	0	0	0	6	16.7
JOE MURPHY	6	1	1	2	-1	20	1	0	0	0	0	10	10.0
AL IAFRATE	6	1	0	1	-4	10	1	0	0	0	0	10	10.0
MIKE RATHJE	6	1	0	1	-3	6	1	0	0	0	0	2	50.0
RON SUTTER	6	1	0	1	-1	14	0	0	0	0	0	7	14.3
ANDREI ZYUZIN	6	1	0	1	-2	14	0	0	1	1	0	6	16.7
STEPHANE MATTEAU	4	0	1	1	1	0	0	0	0	0	0	2	.0
PATRICK MARLEAU	5	0	1	1	-1	0	0	0	0	0	0	2	.0
JEFF FRIESEN	6	0	1	1	-1	2	0	0	0	0	0	9	.0
TONY GRANATO	1	0	0	0	0	0	0	0	0	0	0	2	.0
MARCO STURM	2	0	0	0	-2	0	0	0	0	0	0	3	.0
SHAWN BURR	6	0	0	0	-1	8	0	0	0	0	0	4	.0
DAVE LOWRY	6	0	0	0	0	18	0	0	0	0	0	3	.0
BRYAN MARCHMENT	6	0	0	0	1	10	0	0	0	0	0	5	.0
MARCUS RAGNARSSON	6	0	0	0	2	4	0	0	0	0	0	4	.0
MIKE VERNON	6	0	0	0	0	0	0	0	0	0	0	0	.0
KELLY HRUDEY	1	0	0	0	0	0	0	0	0	0	0	0	.0

POWER PLAY: 6-36 (16.7%) PENALTY KILLING 31-38 (81.6%)

GOALTENDING SHARKS	GP	MIN	GA	AVG	EN	SO	W	L	SHOTS	SAVE%
MIKE VERNON	6	348	14	2.41	1	1	2	4	138	.899
KELLY HRUDEY	1	20	1	3.00	0	0	0	1	6	.833



1995 SHARKS PLAYOFF SUMMARY

WESTERN CONFERENCE QUARTERFINALS CALGARY FLAMES (#2) VS. SAN JOSE SHARKS (#7) SHARKS SUMMARY: WON-4 LOST-3

DATE	SCORE	ATT.	GOALTENDERS	GW GOAL
MAY 7	@ FLAMES 4; SHARKS 5	15,624	TABARACCI, KIDD/IRBE	JAMIE BAKER
MAY 9	@ FLAMES 4; SHARKS 5; OT	16,389	KIDD/IRBE	ULF DAHLEN
MAY 11	FLAMES 9; @ SHARKS 2	17,190	KIDD/FLAHERTY, IRBE	MIKE SULLIVAN
MAY 13	FLAMES 6; @ SHARKS 4	17,190	KIDD/IRBE	ROBERT REICHEL
MAY 15	@ FLAMES 5; SHARKS 0	18,298	KIDD/FLAHERTY, IRBE	JOE NIEUWENDYK
MAY 17	FLAMES 3; @ SHARKS 5	17,190	KIDD/FLAHERTY	CRAIG JANNEY
MAY 19	@ FLAMES 4; SHARKS 5; 2 OT	20,230	KIDD/FLAHERTY	RAY WHITNEY

GOALS BY PERIOD	1ST	2ND	3RD	OT	TOTAL	SHOTS BY PERIOD	1ST	2ND	3RD	OT	TOTAL
SHARKS	7	11	6	2	26	SHARKS	41	67	66	16	190
FLAMES	13	7	15	0	35	FLAMES	91	61	84	23	259

INDIVIDUAL SCORING

SHARKS	GP	G	A	TP	+/-	PM	PP	SH	GW	GT	EN	S	PCTG
ULF DAHLEN	7	4	3	7	-6	0	2	0	1	1	0	16	25.0
CRAIG JANNEY	7	3	4	7	-9	4	0	0	1	0	0	17	17.6
RAY WHITNEY	7	2	4	6	2	0	0	0	1	1	0	13	15.4
IGOR LARIONOV	7	1	5	6	-1	2	0	0	0	0	0	15	6.7
MIKE RATHJE	7	3	2	5	-7	4	3	0	0	0	0	13	23.1
SERGEI MAKAROV	7	2	3	5	-1	4	0	0	0	0	0	5	40.0
JEFF FRIESEN	7	1	4	5	-3	4	0	0	0	0	0	16	6.3
TOM PEDERSON	6	0	5	5	-10	6	0	0	0	0	0	13	.0
PAT FALLOON	7	3	1	4	-2	0	0	0	0	0	0	20	15.0
JAMIE BAKER	7	2	2	4	-2	10	0	0	1	0	0	12	16.7
SANDIS OZOLINSH	7	3	0	3	-7	4	1	0	0	0	0	12	25.0
JEFF ODGERS	7	1	1	2	1	4	0	0	0	0	0	3	33.3
CHRIS TANCILL	7	1	1	2	-1	0	0	0	0	0	0	11	9.1
JAY MORE	7	0	2	2	6	6	0	0	0	0	0	7	.0
SHEAN DONOVAN	3	0	1	1	-1	0	0	0	0	0	0	2	.0
JIM KYTE	7	0	1	1	3	12	0	0	0	0	0	7	.0
VLASTIMIL KROUPA	2	0	0	0	-1	0	0	0	0	0	0	2	.0
KEVIN MILLER	4	0	0	0	-2	0	0	0	0	0	0	2	.0
ARTURS IRBE	5	0	0	0	0	10	0	0	0	0	0	0	.0
ANDREI NAZAROV	6	0	0	0	0	9	0	0	0	0	0	3	.0
SHAWN CRONIN	7	0	0	0	2	5	0	0	0	0	0	1	.0

POWER PLAY: 6-31 (19.4%) PENALTY KILLING: 24-31 (77.4%)

GOALTENDING SHARKS	GP	MIN	GA	AVG	EN	SO	W	L	SHOTS	SAVE%
ARTURS IRBE	5	256	21	4.92	1	0	2	3	138	.848
WADE FLAHERTY	4	197	13	3.96	0	0	2	0	120	.892



1995 SHARKS PLAYOFF SUMMARY

WESTERN CONFERENCE SEMIFINALS DETROIT RED WINGS (#1) VS. SAN JOSE SHARKS (#7) SHARKS SUMMARY: WON-0 LOST-4

DATE	SCORE	ATT.	GOALTENDERS	GW GOAL
MAY 21	@ RED WINGS 6; SHARKS 0	19,875	VERNON/FLAHERTY	DINO CICCARELLI
MAY 23	@ RED WINGS 6; SHARKS 2	19,875	VERNON/IRBE	STEVE YZERMAN
MAY 25	RED WINGS 6; @ SHARKS 2	17,190	VERNON/FLAHERTY	VYACHESLAV KOZLOV
MAY 27	RED WINGS 6; @ SHARKS 2	17,190	VERNON/FLAHERTY	DOUG BROWN

GOALS BY PERIOD	1ST	2ND	3RD	OT	TOTAL	SHOTS BY PERIOD	1ST	2ND	3RD	OT	TOTAL
RED WINGS	10	6	8	0	24	RED WINGS	55	61	31	0	147
SHARKS	0	2	4	0	6	SHARKS	25	16	20	0	61

INDIVIDUAL SCORING

SHARKS	GP	G	A	TP	+/-	PM	PP	SH	GW	GT	EN	S	PCTG
IGOR LARIONOV	4	0	3	3	-3	0	0	0	0	0	0	4	.0
MIKE RATHJE	4	2	0	2	-8	0	2	0	0	0	0	5	40.0
RAY WHITNEY	4	2	0	2	-5	2	0	0	0	0	0	2	100.0
ULF DAHLEN	4	1	1	2	-7	0	1	0	0	0	0	3	33.3
JAY MORE	4	0	2	2	-6	0	0	0	0	0	0	4	.0
SANDIS OZOLINSH	4	0	2	2	-6	2	0	0	0	0	0	3	.0
SERGEI MAKAROV	4	1	0	1	-2	0	0	0	0	0	0	3	33.3
JEFF FRIESEN	4	0	1	1	-6	0	0	0	0	0	0	5	.0
JIM KYTE	4	0	1	1	-4	2	0	0	0	0	0	1	.0
SHAWN CRONIN	2	0	0	0	0	0	0	0	0	0	0	0	.0
KEVIN MILLER	2	0	0	0	-1	2	0	0	0	0	0	5	.0
JAMIE BAKER	4	0	0	0	-5	2	0	0	0	0	0	8	.0
SHEAN DONOVAN	4	0	0	0	-2	6	0	0	0	0	0	5	.0
PAT FALLOON	4	0	0	0	-4	0	0	0	0	0	0	4	.0
CRAIG JANNEY	4	0	0	0	-4	0	0	0	0	0	0	0	.0
VLASTIMIL KROUPA	4	0	0	0	-2	4	0	0	0	0	0	1	.0
JEFF ODGERS	4	0	0	0	-1	19	0	0	0	0	0	2	.0
TOM PEDERSON	4	0	0	0	-4	2	0	0	0	0	0	1	.0
CHRIS TANCILL	4	0	0	0	-6	8	0	0	0	0	0	5	.0

POWER PLAY: 3-17 (17.6%) PENALTY KILLING: 9-15 (60.0%)

GOALTENDING SHARKS	GP	MIN	GA	AVG	EN	SO	W	L	SHOTS	SAVE%
WADE FLAHERTY	3	180	18	6.00	0	0	0	3	101	.822
ARTURS IRBE	1	60	6	6.00	0	0	0	1	46	.870



1994 SHARKS PLAYOFF SUMMARY

WESTERN CONFERENCE QUARTERFINALS DETROIT RED WINGS (#1) VS. SAN JOSE SHARKS (#8) SHARKS SUMMARY: WON-4 LOST-3

DATE	SCORE	ATT.	GOALTENDERS	GW GOAL
APRIL 18	@ RED WINGS 4; SHARKS 5	19,778	ESSENSA/IRBE	VLASTIMIL KROUPA
APRIL 20	@ RED WINGS 4; SHARKS 0	19,875	OSGOOD/IRBE	SHAWN BURR
APRIL 22	RED WINGS 3; @ SHARKS 2	17,190	OSGOOD/IRBE	SHAWN BURR
APRIL 23	RED WINGS 3; @ SHARKS 4	17,190	OSGOOD/IRBE	SERGEI MAKAROV
APRIL 26	RED WINGS 4; @ SHARKS 6	17,190	ESSENSA, OSGOOD/IRBE	J. GARPENLOV
APRIL 28	@ RED WINGS 7; SHARKS 1	19,875	OSGOOD/IRBE, WAITE	STEVE CHIASSON
APRIL 30	@ RED WINGS 2; SHARKS 3	19,875	OSGOOD/IRBE	JAMIE BAKER

GOALS BY PERIOD	1ST	2ND	3RD	OT	TOTAL	SHOTS BY PERIOD	1ST	2ND	3RD	OT	TOTAL
RED WINGS	11	8	8	0	27	RED WINGS	74	79	65	0	218
SHARKS	7	6	8	0	21	SHARKS	47	60	46	0	153

INDIVIDUAL SCORING

SHARKS	GP	G	A	TP	+/-	PM	PP	SH	GW	GT	EN	S	PCTG
IGOR LARIONOV	7	2	8	10	-5	4	0	0	0	0	0	10	20.0
SERGEI MAKAROV	7	6	0	6	-3	4	3	0	1	0	0	14	42.9
JOHAN GARPENLOV	7	2	3	5	-5	6	0	0	1	0	0	8	25.0
TODD ELIK	7	1	4	5	-1	8	0	0	0	0	0	15	6.7
SANDIS OZOLINSH	7	0	5	5	-4	0	0	0	0	0	0	12	.0
ULF DAHLEN	7	3	1	4	0	0	2	0	0	0	0	12	25.0
TOM PEDERSON	7	1	3	4	-1	2	0	1	0	0	0	18	5.6
JAMIE BAKER	7	2	1	3	-1	4	0	0	1	0	0	7	28.6
JEFF NORTON	7	0	3	3	-4	12	0	0	0	0	0	15	.0
BOB ERREY	7	1	1	2	0	2	0	0	0	0	0	5	20.0
VLASTIMIL KROUPA	7	1	1	2	-2	2	0	0	1	0	0	4	25.0
GAETAN DUCHESNE	7	0	2	2	1	8	0	0	0	0	0	5	.0
RAY WHITNEY	7	0	2	2	-4	2	0	0	0	0	0	11	.0
SHAWN CRONIN	7	1	0	1	-2	6	0	0	0	0	0	1	100.0
ROB GAUDREAU	7	1	0	1	0	0	1	0	0	0	0	6	16.7
PAT FALLOON	7	0	1	1	-3	4	0	0	0	0	0	4	.0
JAY MORE	7	0	1	1	-2	12	0	0	0	0	0	3	.0
JEFF ODGERS	4	0	0	0	-1	2	0	0	0	0	0	3	.0
ARTURS IRBE	7	0	0	0	0	4	0	0	0	0	0	0	.0

POWER PLAY: 6-36 (16.7%) PENALTY KILLING: 30-35 (85.7%)

GOALTENDING SHARKS	GP	MIN	GA	AVG	EN	SO	W	L	SHOTS	SAVE%
ARTURS IRBE	7	399	26	3.91	0	0	4	3	210	.876
JIM WAITE	1	20	1	3.00	0	0	0	0	8	.875



1994 SHARKS PLAYOFF SUMMARY

WESTERN CONFERENCE SEMIFINALS TORONTO MAPLE LEAFS (#2) VS. SAN JOSE SHARKS (#8) SHARKS SUMMARY: WON-3 LOST-4

DATE	SCORE	ATT.	GOALTENDERS	GW GOAL
MAY 2	@ MAPLE LEAFS 2; SHARKS 3	15,728	POTVIN/IRBE	JOHAN GARPENLOV
MAY 4	@ MAPLE LEAFS 5; SHARKS 1	15,728	POTVIN/IRBE	MIKE GARTNER
MAY 6	MAPLE LEAFS 2; @ SHARKS 5	17,190	POTVIN, RHODES/IRBE	ULF DAHLEN
MAY 8	MAPLE LEAFS 8; @ SHARKS 3	17,190	POTVIN/IRBE, WAITE	WENDEL CLARK
MAY 10	MAPLE LEAFS 2; @ SHARKS 5	17,190	POTVIN/IRBE	SERGEI MAKAROV
MAY 12	@ MAPLE LEAFS 3; SHARKS 2 OT	15,728	POTVIN/IRBE	MIKE GARTNER
MAY 14	@ MAPLE LEAFS 4; SHARKS 2	15,728	POTVIN/IRBE	MARK OSBORNE

GOALS BY PERIOD	1ST	2ND	3RD	OT	TOTAL	SHOTS BY PERIOD	1ST	2ND	3RD	OT	TOTAL
MAPLE LEAFS	9	9	7	1	26	MAPLE LEAFS	65	64	68	1	198
SHARKS	5	8	8	0	21	SHARKS	60	75	52	0	187

INDIVIDUAL SCORING

SHARKS	GP	G	A	TP	+/-	PM	PP	SH	GW	GT	EN	S	PCTG
IGOR LARIONOV	7	3	5	8	4	6	0	0	0	0	0	17	17.6
TODD ELIK	7	4	1	5	-4	4	1	0	0	0	0	30	13.3
JOHAN GARPENLOV	7	2	3	5	5	0	0	0	1	0	0	15	13.3
SANDIS OZOLINSH	7	0	5	5	7	8	0	0	0	0	0	11	.0
ULF DAHLEN	7	3	1	4	-3	0	1	0	1	0	0	24	12.5
SERGEI MAKAROV	7	2	2	4	5	0	0	0	1	0	0	12	16.7
BOB ERREY	7	2	1	3	-3	8	1	0	0	0	0	7	28.6
GAETAN DUCHESNE	7	1	2	3	-3	4	0	0	0	0	0	12	8.3
JEFF NORTON	7	1	2	3	8	8	0	0	0	0	0	9	11.1
TOM PEDERSON	7	0	3	3	-5	0	0	0	0	0	0	16	.0
JAMIE BAKER	7	1	1	2	0	26	0	0	0	0	0	6	16.7
PAT FALLOON	7	1	1	2	1	2	0	0	0	0	0	4	25.0
RAY WHITNEY	7	0	2	2	0	6	0	0	0	0	0	5	.0
ROB GAUDREAU	7	1	0	1	-1	0	0	1	0	0	0	8	12.5
JAY MORE	6	0	1	1	-2	20	0	0	0	0	0	2	.0
VLASTIMIL KROUPA	7	0	1	1	-6	19	0	0	0	0	0	2	.0
MIKE RATHJE	1	0	0	0	1	0	0	0	0	0	0	0	.0
SHAWN CRONIN	7	0	0	0	-2	14	0	0	0	0	0	4	.0
ARTURS IRBE	7	0	0	0	0	2	0	0	0	0	0	0	.0
JEFF ODGERS	7	0	0	0	-1	9	0	0	0	0	0	3	.0

POWER PLAY: 3-38 (7.9%) PENALTY KILLING: 18-26 (69.2%)

GOALTENDING SHARKS	GP	MIN	GA	AVG	EN	SO	W	L	SHOTS	SAVE%
ARTURS IRBE	7	407	24	3.54	0	0	3	4	189	.873
JIM WAITE	1	20	2	6.00	0	0	0	0	9	.778



SHARKS ALL-TIME PLAYOFF RECORDS



GOALS

MOST GOALS, GAME AT HOME — 7, 4/20/14 vs. Los Angeles (7-2 W)

MOST GOALS, GAME ON ROAD — 7, 4/30/99 at Colorado (7-3 W)

MOST GOALS AGAINST, GAME AT HOME — 9, 5/11/95 vs. Calgary (2-9 L)

MOST GOALS AGAINST, GAME ON ROAD — 8, 5/4/02 at Colorado (2-8 L)

MOST GOALS, GAME BY BOTH TEAMS AT HOME — 11 (3 times, most recent — 4/16/10 vs. Colorado [6-5 WOT])

MOST GOALS, GAME BY BOTH TEAMS ON ROAD — 11, (4 times, most recent - 4/19/11 at Los Angeles [6-5 W])

FEWEST GOALS, GAME AT HOME — 0 (5 times, most recent — 4/26/14 vs. Los Angeles [0-3 L])

FEWEST GOALS, GAME ON ROAD — 0 (14 times, most recent—5/23/13 at Los Angeles [0-3 L])

FEWEST GOALS ALLOWED, GAME AT HOME — 0 (4 times, most recent—4/22/10 vs. Colorado (5-0 W))

FEWEST GOALS ALLOWED, GAME ON ROAD — 0, (5 times, most recent — 4/26/06 at Detroit [2-0 W])

FEWEST GOALS BY BOTH TEAMS, GAME AT HOME — 1 (2 times, most recent — 4/08/04 vs. St. Louis [1-0 W OT])

FEWEST GOALS BY BOTH TEAMS, GAME ON ROAD — 1, (6 times, most recent — 4/11/10 at Colorado [0-1 L OT])

EARLIEST GOAL FROM START OF GAME, FOR — :28, 4/14/11 vs. Los Angeles (3-2 W), Dany Heatley

EARLIEST GOAL FROM START OF 2ND PERIOD, FOR — :28, 4/30/14 vs. Los Angeles (1-5 L), Matt Irwin

EARLIEST GOAL FROM START OF 3RD PERIOD, FOR — :19, 5/19/95 at Calgary (5-4 W 2OT), Pat Falloon

EARLIEST GOAL FROM START OF OVERTIME, FOR — 1:05, 5/2/08 vs. Dallas (3-2 W OT), Joe Pavelski

EARLIEST GOAL FROM START OF GAME, AGAINST — :20, 5/11/04 vs. Calgary (1-4 L), Marcus Nilson

EARLIEST GOAL FROM START OF 2ND PERIOD, AGAINST — :21, 4/23/00 vs. St. Louis (2-6 L), Scott Young

EARLIEST GOAL FROM START OF 3RD PERIOD, AGAINST — :12, 5/14/06 vs. Edmonton (3-6 L), Shawn Horcoff

EARLIEST GOAL FROM START OF OVERTIME, AGAINST — :51, 4/18/10 at Colorado (0-1 LOT), Ryan O'Reilly

FASTEST 2 GOALS, FOR — :08, 4/30/98 at Dallas (2-3 L); John MacLean, Ron Sutter

FASTEST 3 GOALS, FOR — 1:19, 4/29/10 vs. Detroit (4-3 W); Joe Pavelski, Dany Heatley, Devin Setoguchi

FASTEST 4 GOALS, FOR — 8:49, 4/22/08 vs. Calgary (5-3 W); Jeremy Roenick, Jeremy Roenick, Joe Pavelski, Devin Setoguchi

FASTEST 2 GOALS, AGAINST — :12, 5/04/02 at Colorado (2-8 L); Eric Messier, Dan Hinote

FASTEST 3 GOALS, AGAINST — 1:36, 4/28/94 at Detroit (1-7 L); Steve Chiasson, Ray Sheppard, Slava Kozlov



SHARKS ALL-TIME PLAYOFF RECORDS

FASTEST 4 GOALS, AGAINST — 3:01, 4/28/94 at Detroit (1-7 L); Steve Chiasson, Ray Sheppard, Slava Kozlov, Steve Yzerman
FASTEST 5 GOALS, AGAINST — 13:10, 5/6/10 at Detroit (1-7 L); Todd Bertuzzi, Johan Franzen (3 consecutive), Valtteri Filppula
FASTEST 6 GOALS, AGAINST — 17:25, 5/6/10 at Detroit (1-7 L); Todd Bertuzzi, Johan Franzen (3 consecutive), Valtteri Filppula, Brian Rafalski

MOST CONSECUTIVE GOALS GAME, FOR — 5, (4 times, most recent, 4/20/14 vs. Los Angeles [7-2 W])
MOST CONSECUTIVE GOALS GAME, AGAINST — 6, (2 times, most recent, 5/6//10 at Detroit [1-7 L])
MOST GOALS FOR, PERIOD AT HOME — 4, 4/20/14 vs. Los Angeles (7-2 W), 3rd period
MOST GOALS FOR, PERIOD ON ROAD — 5, 4/19/11 at Los Angeles (6-5 W), 2nd period
MOST GOALS AGAINST, PERIOD AT HOME — 5, 4/23/00 vs. St. Louis [2-6 L], 2nd period
MOST GOALS AGAINST, PERIOD ON ROAD — 5, 5/6/10 at Detroit [1-7 L]; 1st period
WIDEST MARGIN OF VICTORY, HOME — 5, 4/20/14 vs. Los Angeles (7-2 W)
WIDEST MARGIN OF VICTORY, ROAD — 4, 4/30/99 at Colorado (7-3 W)
WIDEST MARGIN OF DEFEAT, HOME — 7, 5/11/95 vs. Calgary (2-9 L)
WIDEST MARGIN OF DEFEAT, ROAD — 6 (3 times, most recent — 5/6/10 at Detroit [1-7 L])

POINTS

MOST POINTS, GAME — 19, 4/20/14 at Los Angeles (7-2 WOT)
MOST POINTS AGAINST, GAME — 23 (2 times, most recent — 5/11/95 vs. Calgary [2-9 L])
MOST POINTS, GAME BY BOTH TEAMS — 31, 4/19/11 at Los Angeles (6-5 WOT), LA 13, S.J. 18)
FEWEST POINTS, GAME — 0 (17 times, most recent—4/26/14 at Los Angeles [0-3 L])
FEWEST POINTS AGAINST, GAME — 0 (9 times, most recent— 4/22/10 vs. Colorado (5-0 W)
FEWEST POINTS, GAME BY BOTH TEAMS — 1, 4/18/10 at Colorado [0-1 LOT]); COL 1, S.J. 0

SHOTS

MOST SHOTS, GAME AT HOME — 52, (2 times, most recent — 4/16/10 vs. Colorado [6-5 WOT])
MOST SHOTS, GAME ON ROAD — 62, 5/4/08 at Dallas (1-2 L 4OT)
MOST SHOTS FACED, GAME AT HOME — 49, 5/2/07 vs. Detroit (2-3 L OT)
MOST SHOTS FACED, GAME ON ROAD — 60, 5/19/95 at Calgary (5-4 W 2OT)
MOST SHOTS, GAME BY BOTH TEAMS AT HOME — 89, 5/09/04 vs. Calgary (3-4 L OT); S.J. 52, CGY 37
MOST SHOTS, GAME BY BOTH TEAMS ON ROAD — 117, 5/4/08 at Dallas (1-2 L 4OT); SJ 62, DAL 55
FEWEST SHOTS, GAME AT HOME — 12, 5/25/95 vs. Detroit (2-6 L)



SHARKS ALL-TIME PLAYOFF RECORDS



FEWEST SHOTS, GAME ON ROAD — 15, 5/21/95 at Detroit (0-6 L)
FEWEST SHOTS FACED, GAME AT HOME — 13, 5/22/11 vs. Vancouver (2-4 L)
FEWEST SHOTS FACED, GAME ON ROAD — 10, 4/15/08 at Calgary (3-2 W)
FEWEST SHOTS, GAME BY BOTH TEAMS AT HOME — 38, 5/11/04 vs. Calgary (1-4 L); S.J. 18, CGY 20
FEWEST SHOTS, GAME BY BOTH TEAMS ON ROAD — 37, 4/30/00 at Dallas (0-1 L); DAL 19, S.J. 18
MOST SHOTS, PERIOD AT HOME — 27, 4/10/08 vs. Calgary (2-0 W) 2nd period
MOST SHOTS, PERIOD ON ROAD — 23, 4/22/14 at Los Angeles (4-3 WOT), 3rd period
MOST SHOTS, OT AT HOME — 14, 4/14/11 vs. Los Angeles (3-2 W OT, 14:44)
MOST SHOTS, OT ON ROAD — 31, 5/4/08 at Dallas (1-2 L 4OT, 69:03)
MOST SHOTS FACED, PERIOD AT HOME — 18, 3 times, most recent — 4/26/14 vs. Los Angeles (0-3 L), 1st period
MOST SHOTS FACED, PERIOD ON ROAD — 21, 5/23/95 at Detroit (2-6 L); 1st period
MOST SHOTS FACED, OT AT HOME — 12, (2 times, most recent — 5/2/07 vs. Detroit [2-3 L OT]; 16:04)
MOST SHOTS FACED, OT ON ROAD — 32, 5/4/08 at Dallas (1-2 L [4OT]) 69:03 4 OT
FEWEST SHOTS, PERIOD AT HOME — 2 (3 times, most recent-5/21/13 vs. Los Angeles {2-1 W}; 3rd period)
FEWEST SHOTS, PERIOD ON ROAD — 2, (3 times, most recent-4/11/07 at Nashville [5-4 W 2 OT]; 3rd period)
FEWEST SHOTS, OT AT HOME — 0, 4/25/08 vs. Dallas (2-3 L OT), 64:39
FEWEST SHOTS, OT ON ROAD — 0, 5/12/94 at Toronto (2-3 L OT), 68:53
FEWEST SHOTS FACED, PERIOD AT HOME — 1 (2 times, most recent — 4/16/01 vs. St. Louis [3-6 L], 3rd period)
FEWEST SHOTS FACED, PERIOD ON ROAD — 2, (2 times, most recent — 4/15/08 at Calgary (3-2 W), 1st period)
FEWEST SHOTS FACED, OT AT HOME — 0 (2 times, most recent— 5/18/13 vs. Los Angeles [2-1 W OT], 1st overtime)
FEWEST SHOTS FACED, OT ON ROAD — 0, (2 times, most recent - 4/25/11 at Los Angeles [4-3 WOT])
LARGEST MARGIN OUTSHOOTING, HOME — 30, (2 times, most recent 4/23/11 vs. Los Angeles (1-3 L)
LARGEST MARGIN OUTSHOOTING, ROAD — 34, 4/18/10 at Colorado (0-1 LOT)
LARGEST MARGIN OUTSHOT, HOME — 24, 5/25/95 vs. Detroit (2-6 L)
LARGEST MARGIN OUTSHOT, ROAD — 30, 5/19/95 at Calgary (5-4 W 2OT)



SHARKS ALL-TIME PLAYOFF RECORDS

SPECIAL TEAMS

MOST PPG FOR, GAME AT HOME — 3, (4 times, most recent — 5/7/13 vs. Vancouver [4-3 W OT])

MOST PPG FOR, GAME ON ROAD — 3, 4/23/06 at Nashville [3-0 W]

MOST PPG AGAINST, GAME AT HOME — 3, (3 times, most recent — 4/6/12 vs. St. Louis [3-4 L])

MOST PPG AGAINST, GAME ON ROAD — 4, (2 times, most recent — 4/21/06 at Nashville [3-4 L])

MOST PPG, GAME BY BOTH TEAMS AT HOME — 5, 5/20/11 vs. Vancouver (4-3 W); S.J. 3, VAN 2

MOST PPG, GAME BY BOTH TEAMS ON ROAD — 5, (2 times, most recent — 5/18/11 [3-7 L]); VAN 3, S.J. 2

MOST PP ATTEMPTS FOR, GAME AT HOME — 14, 4/26/98 vs. Dallas (4-1 W)

MOST PP ATTEMPTS FOR, GAME ON ROAD — 10 4/23/06 at Nashville (3-0 W)

MOST PP ATTEMPTS AGAINST, GAME AT HOME — 9, 4/23/00 vs. St. Louis (2-6 L)

MOST PP ATTEMPTS AGAINST, GAME ON ROAD — 15, 4/24/98 at Dallas (2-5 L)

MOST PP ATTEMPTS, GAME BY BOTH TEAMS AT HOME — 20, 4/10/04 vs. St. Louis (3-1 W); STL 7, S.J. 13

MOST PP ATTEMPTS, GAME BY BOTH TEAMS ON ROAD — 19, (2 times, most recent — 4/23/06 at Nashville (3-0 W); NSH 9, S.J. 10

MOST SHG, GAME — 2, 4/30/99 at Colorado (7-3 W), Vincent Damphousse (2)

MOST SHG ALLOWED, GAME — 2 - (3 times, most recent — 5/5/00 vs. Dallas (4-5 L); Guy Carbonneau, Sergei Zubov)

MOST SHG, PERIOD — 2, 4/30/99 at Colorado (7-3 W), Vincent Damphousse (2), 3rd period

MOST SHG ALLOWED, PERIOD — 2 (2 times, most recent — 5/11/95 vs. Calgary [2-9 L]; Mike Sullivan, Ron Stern), 1st period

MOST PENALTIES FOR, GAME AT HOME — 15, 5/6/94 vs. Toronto (5-2 W); 57 PIM

MOST PENALTIES FOR, GAME ON ROAD — 21, 4/24/98 at Dallas (2-5 L); 72 PIM

MOST PENALTIES AGAINST, GAME AT HOME — 20, 4/26/98 vs. Dallas (4-1 W); 75 PIM

MOST PENALTIES AGAINST, GAME ON ROAD — 16, 4/14/12 at St. Louis (0-3 L); 68 PIM

MOST PIM FOR, GAME AT HOME — 57, 5/6/94 vs. Toronto (5-2 W); 15 Penalties

MOST PIM FOR, GAME ON ROAD — 72, 4/24/98 at Dallas (2-5 L); 21 Penalties

MOST PIM AGAINST, GAME AT HOME — 75, 4/26/98 vs. Dallas (4-1 W); 20 Penalties

MOST PIM AGAINST, GAME ON ROAD — 68, 4/14/12 at St. Louis (0-3 L); 16 Penalties

FEWEST PENALTIES FOR, GAME AT HOME — 0, 5/16/10 vs. Chicago (1-2 L); 0 PIM

FEWEST PENALTIES FOR, GAME ON ROAD — 1, (3 times, most recent — 5/14/13 at Los Angeles [2-0 L]); 2 PIM

FEWEST PENALTIES AGAINST, GAME AT HOME — 2, 4/9/08 vs. Calgary (2-3 L); 4 PIM

FEWEST PENALTIES AGAINST, GAME ON ROAD — 1, 4/26/07 at Detroit (2-0 W); 2 PIM

FEWEST PIM FOR, GAME AT HOME — 0, 5/16/10 vs. Chicago (1-2 L); 0 Penalties

FEWEST PIM FOR, GAME ON ROAD — 2, (3 times, most recent — 5/14/13 at Los Angeles [2-0 L]); 1 Penalty

FEWEST PIM AGAINST, GAME AT HOME — 4, 4/9/08 vs. Calgary (2-3 L); 2 Penalties

FEWEST PIM AGAINST, GAME ON ROAD — 2, 4/26/07 at Detroit (2-0 W); 1 Penalty

MOST PENALTY MINUTES, GAME BY BOTH TEAMS, HOME — 125, 5/6/94 vs. Toronto (5-2 W); TOR 68, S.J. 57

MOST PENALTY MINUTES, GAME BY BOTH TEAMS, ROAD — 132, 4/14/12 at St. Louis (0-3 L); STL 68, S.J. 64

FEWEST PENALTY MINUTES, GAME BY BOTH TEAMS, HOME — 8, 4/28/98 vs. Dallas (1-0 W OT); DAL 6, S.J. 2

FEWEST PENALTY MINUTES, GAME BY BOTH TEAMS, ROAD — 6, 5/19/95 at Calgary (5-4 W 2OT); CGY 4, S.J. 2



SHARKS ALL-TIME PLAYOFF RECORDS

FEWEST PENALTIES, GAME BY BOTH TEAMS, HOME — 4, 4/28/98 vs. Dallas (1-0 W OT); DAL 3, S.J. 1
FEWEST PENALTIES, GAME BY BOTH TEAMS, ROAD — 3, 5/19/95 at Calgary (5-4 W 2OT); CGY 2, S.J. 1
MOST PENALTIES, GAME BY BOTH TEAMS, HOME — 33, 5/6/94 vs. Toronto (5-2 W); TOR 18, S.J. 15
MOST PENALTIES, GAME BY BOTH TEAMS, ROAD — 33, 4/24/98 at Dallas (2-5 L); DAL 12, S.J. 21
MOST CONSECUTIVE GAMES SCORING PPG — 5, (2 times, most recent — 5/6/10 at Detroit thru 5/21/10 at Chicago)
MOST CONSECUTIVE GAMES NOT SCORING PPG — 6, 4/12/01 thru 4/21/01 vs. St. Louis
MOST CONSECUTIVE GAMES ALLOWING PPG — 8, 4/12/00 thru 4/25/00 vs. St. Louis, 4/28/00 vs. Dallas
MOST CONSECUTIVE GAMES NOT ALLOWING PPG — 4, (2 times, most recent — 4/24/04 thru 5/01/04 vs. Colorado)
MOST CONSECUTIVE CHANCES NOT SCORING PPG — 23, 4/12/01 (1st period) thru 4/21/01 (3rd period) vs. St. Louis
MOST CONSECUTIVE CHANCES NOT ALLOWING PPG — 20, 4/22/04 (2nd period) vs. Colorado thru 5/04/04 at Colorado (2nd period)
LONGEST SHUTOUT STREAK - 178:14, 4/24/02 vs. Colorado (1st period) thru 4/28/04 at Colorado (OT, 5:15)
LONGEST CONSECUTIVE SCORELESS STREAK — 172:59, 5/4/08 at Dallas (3rd period) thru 4/19/09 vs. Anaheim (2nd period)

INDIVIDUAL

MOST POINTS, GAME — 4 (4 times, most recent—Logan Couture [2-2=4]; 5/5/13 vs. Vancouver [5-2 W])
MOST GOALS, GAME — 3, (5 times, most recent — Devin Setoguchi, 5/4/11 vs. Detroit [4-3 W OT])
MOST ASSISTS, GAME — 3 (14 times, most recent — Joe Thornton, 5/7/13 vs. Vancouver [4-3 W])
MOST PPG, GAME — 2, (7 times, most recent — Joe Pavelski, 5/7/13 vs. Vancouver [4-3 W])
MOST SHG, GAME — 2, Vincent Damphousse, 4/30/99 at Colorado (7-3 W)
MOST SHOTS, GAME — 11, (2 times, most recent Joe Pavelski, 4/30/14 vs. Los Angeles (1-5 L)
MOST PENALTIES, GAME — 6, Ben Eager, 5/18/11 at Vancouver (3-7 L); 20 PIM
MOST PIM, GAME — 24, Owen Nolan, 4/24/98 at Dallas (2-5 L); 5 Penalties
BEST PLUS/MINUS, GAME — +4 (4 times, most recent — Ryane Clowe and Joe Pavelski, 4/24/10 at Colorado [5-2 W])
WORST PLUS/MINUS, GAME — -6, Craig Janney, 5/11/95 vs. Calgary (2-9 L)
MOST CONSECUTIVE GAMES, GOAL — 5, Joe Pavelski, 4/20/10 at Colorado thru 5/2/10 vs. Detroit
MOST CONSECUTIVE GAMES, ASSIST — 7 (2 times, most recent — Joe Thornton, 4/16/07 vs. Nashville thru 5/2/07 vs. Detroit)
MOST CONSECUTIVE GAMES, POINT — 8 (3 times, most recent — Patrick Marleau, 5/2/10 vs. Detroit thru 5/23/10 at Chicago)
FASTEST 2 GOALS, FOR — 1:34, Patrick Marleau, 4/22/04 vs. Colorado (5-2 W)
FASTEST 3 GOALS, FOR — 22:21, Patrick Marleau, 4/22/04 vs. Colorado (5-2 W)
MOST POINTS, PERIOD — 3 (5 times, most recent — Logan Couture [2-1=3], 5/5/13 vs. Vancouver [5-2 W] 3rd period)
MOST GOALS, PERIOD — 2 (13 times, most recent — Logan Couture, 5/5/13 vs. Vancouver [5-2 W], 3rd period)
MOST ASSISTS, PERIOD — 3, Mike Ricci, 4/28/99 at Colorado (4-2 W) 3rd period
MOST PPG, PERIOD — 2, Logan Couture, 5/5/13 vs. Vancouver [5-2 W], 3rd period
MOST SHG, PERIOD — 2, Vincent Damphousse, 4/30/99 at Colorado (7-3 W) 3rd period
MOST SHOTS, PERIOD — 8, 5/2/10 vs. Detroit (4-3 W), 3rd period
MOST PENALTIES, PERIOD — 4, Ben Eager (16 PIM), 5/18/11 at Vancouver (3-7 L); 3rd Period
MOST PIM, PERIOD — 20, Owen Nolan (20 PIM) 4/24/98 at Dallas (2-5 L), 3rd period
FASTEST 2 GOALS, AGAINST — :16, Sami Salo, 5/22/11 vs. Vancouver (2-4 L)
FASTEST 3 GOALS, AGAINST — 3:26, Johan Franzen, 5/6/10 at Detroit (1-7 L)
FASTEST 4 GOALS, AGAINST — 39:43, Johan Franzen, 5/6/10 at Detroit (1-7 L)
MOST POINTS BY OPPONENT, GAME — 6, Johan Franzen [4-2=6], 5/6/10 at Detroit (1-7)
MOST GOALS BY OPPONENT, GAME — 4, (2 times, most recent — Johan Franzen, 5/6/10 at Detroit [1-7 L])
MOST ASSISTS BY OPPONENT, GAME — 4 (5 times, most recent — Henrik Sedin, 5/22/11 vs. Vancouver [2-4 L])
MOST PPG BY OPPONENT, GAME — 2 (4 times, most recent — Sami Salo, 5/22/11 vs. Vancouver [2-4 L])
MOST SHG BY OPPONENT, GAME — 1 (numerous times, most recent — Dan Cleary, 4/28/07 at Detroit [2-3 L])
MOST SHOTS BY OPPONENT, GAME — 11 - Kevin Shattenkirk, 4/12/12 at St. Louis(3-2 W 2OT)



SHARKS ALL-TIME PLAYOFF RECORDS

MOST PENALTIES BY OPPONENT, GAME — 6, (2 times, most recent — Chris Simon, 5/13/04 at Calgary [3-0 W]; 23 minutes)

MOST PIM BY OPPONENT, GAME — 23, Chris Simon, (6 penalties) 5/13/04 at Calgary (3-0 W)

BEST PLUS/MINUS BY OPPONENT, GAME — +6, Theoren Fleury, 5/11/95 vs. Calgary (2-9 L)

WORST PLUS/MINUS BY OPPONENT, GAME — -4 (3 times, most recent — Brad Richardson, 4/25/11 at Los Angeles [4-3 W])

MOST POINTS BY OPPONENT, PERIOD — 4, (2 times, most recent — Johan Franzen (3-1=4), 5/6/10 at Detroit (1-7 L), 1st period)

MOST GOALS BY OPPONENT, PERIOD — 3, Johan Franzen, 5/6/10 at Detroit (1-7 L), 1st period

MOST ASSISTS BY OPPONENT, PERIOD — 3 (4 times, most recent— Henrik Sedin [0-3=3], 5/22/11 vs. Vancouver [2-4 L], 2nd period)

MOST PPG BY OPPONENT, PERIOD — 2, Sami Salo, 5/22/11 vs. Vancouver (2-4 L); 2nd Period

MOST SHG BY OPPONENT, PERIOD — 1 (numerous times, most recent — Dan Cleary, 4/28/07 at Detroit [2-3 L])

MOST SHOTS BY OPPONENT, PERIOD — 6 (2 times, most recent — Dino Ciccarelli, 5/23/95 at Detroit [2-6 L]; 1st period)

MOST PENALTIES BY OPPONENT, PERIOD — 4, (4 times, most recent — Chris Simon, 5/13/04 at Calgary [3-0 W]; 23 minutes) 3rd period

MOST PIM BY OPPONENT, PERIOD — 22, Jarome Iginla (3 penalties), 5/13/04 at Calgary (3-0 W); 3rd period

GOALTENDER

MOST MINUTES, GAME — 129:03, Evgeni Nabokov, 5/4/08 at Dallas (1-2 L 4 OT)

FEWEST GOALS ALLOWED, GAME — 0 (9 times, most recent — Evgeni Nabokov, 4/22/10 vs. Colorado [5-0 W])

MOST GOALS ALLOWED, GAME — 8 (2 times, most recent — Evgeni Nabokov, 5/4/02 at Colorado [2-8 L])

MOST SHOTS FACED, GAME — 60, Wade Flaherty, 5/19/95 at Calgary (5-4 W 2OT)

MOST SHOTS FACED, PERIOD — 21, Arturs Irbe, 5/23/95 at Detroit (2-6 L) 1st period

FEWEST SHOTS FACED, GAME — 10, Evgeni Nabokov, 4/15/08 at Calgary (3-2 W)

FEWEST SHOTS FACED, PERIOD (Min. 18 minutes) — 0, Miikka Kiprusoff, 4/16/01 vs. St. Louis (3-6 L)

MOST SAVES, GAME — 56, Wade Flaherty, 5/19/95 at Calgary (5-4 W 2OT)

MOST SAVES, PERIOD — 18, (3 times, most recent — Antti Niemi, 5/10/11 at Detroit [1-3 L]; 1st period)

MOST PENALTIES, GAME — 1 (4 times, most recent — Evgeni Nabokov, 5/16/04 at Calgary [4-1 W]; 2 PIM)

MOST PIM, GAME — 10, Arturs Irbe, 5/15/95 at Calgary (0-5 L), 1 Penalty

MOST POINTS, GAME — 1 (2 times, most recent — Evgeni Nabokov [0-1=2], 5/1/02 at Colorado [6-3 W])

LONGEST SHUTOUT STREAK — Evgeni Nabokov, 178:14, 4/24/02 vs. Colorado (1st period) thru 4/28/04 at Colorado (OT, 5:15)

MOST MINUTES, GAME BY OPPONENT — 129:03, Marty Turco, 5/4/08 at Dallas (1-2 L 4 OT)

FEWEST GOALS ALLOWED, GAME BY OPPONENT — 0 (16 times, most recent— Jaroslav Halak & Brian Elliott, 4/14/12 at St. Louis [0-3 L])

MOST GOALS ALLOWED, GAME BY OPPONENT — 7, (1 time, most recent — Jonathan Quick, 4/20/14 at Los Angeles [7-2 W])

MOST SHOTS FACED, GAME BY OPPONENT — 62, Marty Turco, 5/04/08 at Dallas (1-2 L 4 OT)

MOST SHOTS FACED, PERIOD BY OPPONENT — 27, Miikka Kiprusoff, 4/10/08 vs. Calgary (2-0 W), 2nd period

FEWEST SHOTS FACED, GAME BY OPPONENT — 12, Mike Vernon, 5/25/95 vs. Detroit (1-6 L)

FEWEST SHOTS FACED, PERIOD BY OPPONENT (Min. 18 minutes) — 2 (6 times, most recent — Tomas Vokoun, 4/11/07 at Nashville [5-4 W 2OT])

MOST SAVES, GAME BY OPPONENT — 61, Marty Turco, 5/04/08 at Dallas (1-2 L 4 OT)

MOST SAVES, PERIOD BY OPPONENT — 25, Miikka Kiprusoff, 4/10/08 vs. Calgary (2-0 W), 2nd period

MOST PENALTIES, GAME BY OPPONENT — 2, (2 times, most recent — Ed Belfour, 5/5/00 vs. Dallas (4-5 L), 4 PIM)

MOST PIM, GAME BY OPPONENT — 12, Ed Belfour, 4/26/98 vs. Dallas (4-1 W), 2 Penalties

MOST POINTS, GAME BY OPPONENT — 1 (4 times, most recent — Chris Osgood (0-1=1), 4/12/04 at St. Louis [1-4 L])





NHL





NATIONAL HOCKEY LEAGUE

NEW YORK, 1185 Avenue of the Americas, New York, NY 10036, 212-789-2000.

MONTRÉAL, 1800 McGill College Avenue, Suite 2600, Montréal, Québec, H3A 3J6
514-841-9220.

TORONTO, 50 Bay Street, 11th Floor, Toronto, Ontario, M5J 2X8, 416-359-7900.

EXECUTIVE

Commissioner Gary B. Bettman
Deputy Commissioner William Daly
Chief Operating Officer John Collins
Senior Executive Vice President
of Hockey Operations Colin Campbell

HOCKEY OPERATIONS

Senior Vice President
of Hockey Operations Mike Murphy
Senior Vice President of Hockey Operations. . Kris King



Gary B. Bettman



William Daly



John Collins



Colin Campbell

COMMUNICATIONS (@PR_NHL)

GARY MEAGHER, Executive Vice President, Communications
O: 416-359-7960, C: 416-729-4700, gmeagher@nhl.com

FRANK BROWN, Group Vice President, Communications
O: 212-789-2042, C: 347-853-4390, fbrown@nhl.com
* Commissioner's Office requests

JAMEY HORAN, Group Vice President, Event Communications & Player Development
O: 212-789-2785, C: 646-652-9981, jhoran@nhl.com
* Deputy Commissioner requests; Event & Player development inquiries

JOHN DELLAPINA, Group Vice President, Communications
O: 212-789-2115, C: 917-363-7988, jdellapina@nhl.com
* Department of Player Safety requests and general hockey inquiries

BENNY ERCOLANI, Statistician & Information Officer
O: 416-359-7963, C: 416-729-5666, bercolani@nhl.com

GREG INGLIS, Senior Director, News Services
O: 212-789-2065, C: 347-853-2461, ginglis@nhl.com
* Editorial content & research

SCHUYLER BAEHMAN, Director, Event Communications & Player Development
O: 212-789-2097, C: 908-917-0456, sbaezman@nhl.com
* Event inquiries

NIIRVA MI LORD, Director, Communications
O: 212-789-2123, C: 917-715-6187, nmilord@nhl.com
* Corporate communications, entertainment publicity

JENNIFER MOAD, Director, Communications
O: 416-359-7961, C: 416-527-2852, jmoad@nhl.com

JULIE YOUNG, Director, Communications
O: 416-359-7964, C: 416-605-3550, jyoung@nhl.com
* Hockey Operations & Officiating requests

DAVID KEON, Senior Manager, Communications
O: 416-359-7962, C: 416-729-5665, dkeon@nhl.com
* International credentials

TREVOR BJERGSO, Manager, Communications
O: 416-359-7965, C: 416-540-5306, tbjergso@nhl.com
* Social Media inquiries, Central Scouting & Situation Room requests

BRENDON CROSSMAN, Manager, Communications
O: 416-359-7978, bcrossman@nhl.com
* In-Game communications

JASMINE GHAFOR, Manager, Communications
O: 416-359-7968, C: 647-808-4876, jghafour@nhl.com
* Corporate communications

JOSH BERNSTEIN, Coordinator, Communications
O: 212-789-2609, jbpr@nhl.com
* Editorial content, research & Morning Skate

NICOLE BUCKLEY, Coordinator, Event Communications & Player Development
O: 212-789-2066, nicbuckley@nhl.com
* Event credentials

LAUREN WOLMAN, Assistant, Event Communications & Player Development
O: 212-789-2052, lwolman@nhl.com

2014-15 NHL OFFICIALS

REFEREES

NAME	NUMBER
*Burchell, Darcy	42
Charron, Francis	6
*Chmielewski, Tom	43
Devorski, Paul	10
Dwyer, Gord	19
Furlatt, Eric	27
*Hanson, Trevor	47
Hasenfratz, Mike	2
Hebert, Ghislain	22
Hebert, Jean	15
Jackson, Dave	8
Joannette, Marc	25
Kimmerly, Greg	18
Kowal, Tom	32
Kozari, Steve	40
L'Ecuyer, Frederick	17
LaRue, Dennis	14
Lee, Chris	28
Leggo, Mike	3
*Lemelin, Mark	41
*Lewis, Dave	46
*Luxmore, Thomas John	49
Martell, Rob	26
McCauley, Wes	4
*McIsaac, Jon	45
Meier, Brad	34
Morton, Dean	36
Nicholson, Kendrick	44
O'Halloran, Dan	13
O'Rourke, Dan	9
Peel, Tim	20
Pochmara, Brian	16
Pollock, Kevin	33
Rank, Garrett	48
Rehman, Kyle	37
Rooney, Chris	5
Skilliter, Graham	24
St. Pierre, Justin	12
St-Laurent, Francois	38
Sutherland, Kelly	11
Walsh, Ian	29
Watson, Brad	23
*: Minor League Referee	



LINESMEN

NAME	NUMBER	NAME	NUMBER
Amell, Derek	75	MacPherson, Matt	83
Barton, Steve	59	McElman, Andy	90
Brisebois, David	96	Miller, Steve	89
Cameron, Lonnie	74	Morin, Jean	97
Cherrey, Scott	50	Murchison, Kiel	79
Cormier, Michel	76	Murphy, Brian	93
Cvik, Mike	88	Murray, Jonny	95
Devorski, Greg	54	Nansen, Derek	70
Driscoll, Scott	68	Nelson, Thor	80
Galloway, Ryan	82	Nowak, Tim	77
Gibbs, Darren	66	Pancich, Bryan	94
*Grandt, John	98	Racicot, Pierre	65
Henderson, Don	91	Rody, Vaughan	73
Heyer, Shane	55	Sericolo, Anthony	84
Kovachik, Brad	71	Sharrers, Jay	57
*Knorr, Trent	63	Shewchyk, Mark	92
Lazarowich, Brad	86	Wheler, Mark	56
Mach, Brian	78		

*Minor league officials



NHL ANNOUNCES RULES CHANGES FOR 2014-15 SEASON

The National Hockey League announced a series of rules changes for the 2014-15 season, following approval earlier in the summer by the League's Board of Governors and the National Hockey League Players' Association:

RULE 1.8 - RINK - GOALKEEPER'S RESTRICTED AREA

The trapezoid will be expanded by two feet from the goal post on both sides of the net.

RULE 23 - GAME MISCONDUCT PENALTIES

A new Game Misconduct category will be created. Clipping, charging, elbowing, interference, kneeling, head-butting and butt-ending move from the general category into the same category as boarding and checking from behind ("Physical Fouls"), whereby a player who incurs two such game misconducts in this category would now be automatically suspended for one game.

RULE 24 - PENALTY SHOT

The "Spin-O-Rama" move, as described in Section 24.2 of the 2013-14 NHL Rule Book, will no longer be permitted either in Penalty Shot situations or in the Shootout.

RULE 38 - VIDEO GOAL JUDGE

Video review will be expanded in the following areas:

- Rule 38.4 (viii) has been modified to allow broader discretion to Hockey Operations to assist the referees in determining the legitimacy of all potential goals (e.g., to ensure they are "good hockey goals"). The revised Rule will allow Hockey Operations to correct a broader array of situations where video review clearly establishes that a "goal" or "no goal" call on the ice has been made in error. The new expanded rule will also allow Hockey Operations to provide guidance to referees on goal and potential goal plays where the referee has blown his whistle (or intended to blow his whistle) after having lost sight of the puck.
- In reviewing "Kicked in Goals," Hockey Operations will require more demonstrable video evidence of a "distinct kicking motion" in order to overrule a "goal" call on the ice, or to uphold a "no goal" call on the ice.

RULE 57 - TRIPPING

The rule relating to "Tripping" will be revised to specifically provide that a two-minute minor penalty will be assessed when a defending player "dives" and trips an attacking player with his body/arm/shoulder, regardless of whether the defending player is able to make initial contact with the puck.

But, in situations where a penalty shot might otherwise be appropriate, if the defending player "dives" and touches the puck first (before the trip), no penalty shot will be awarded. (In such cases, the resulting penalty will be limited to a two-minute minor penalty for tripping.)

RULE 64 - DIVING / EMBELLISHMENT

The supplementary discipline penalties associated with Rule 64.3 (Diving/Embellishment) will be revised to bring attention to and more seriously penalize players (and teams) who repeatedly dive and embellish in an attempt to draw penalties. Fines will be assessed to players and head coaches on a graduated scale outlined below.

To curb delay tactics on face-offs after icing infractions, in situations where the defending team is guilty of a face-off violation, following an icing, the defending player who is initially lined up for the face-off will be given a warning, but will be required to remain in the circle to take the face-off. A second face-off violation by the defending team in such situation will result in a two minute minor bench penalty.

RULE 84 - OVERTIME

- Teams will switch ends prior to the start of overtime in the regular season.
- The entire ice surface will undergo a "dry scrape" prior to the start of overtime in the regular season.
- The procedure requiring the head coach to submit a list of the first three shooters in the shoot-out has been eliminated.

RULE 85 - PUCK OUT OF BOUNDS

There have been further rule changes made relating to face-off location to avoid penalizing teams for plays intended to create bona fide scoring opportunities. Specifically, the following are "categories of plays" where face-offs will remain in the attacking zone despite the fact that the attacking team was technically responsible for the stoppage in play: Shots at the net by a player on the attacking team where: (i) the shot breaks the glass; (ii) the shot goes off the side of the net and deflects out of play; (iii) the shot goes off the dasher boards or glass and deflects out of play; (iv) the shot is tipped or deflected out of play by a teammate; and (v) the shot becomes wedged in or on the exterior of the goal net.



NHL TROPHIES

HART MEMORIAL TROPHY: An annual award to “the player adjudged to be the most valuable to his team.” Winner selected in a poll by the Professional Hockey Writers’ Association in all NHL cities at the end of the regular season schedule.

2014 Winner: Sidney Crosby, Pittsburgh Penguins

ART ROSS TROPHY: An annual award to “the player who leads the League in scoring points at the end of the regular season.” **2014 Winner: Sidney Crosby, Pittsburgh Penguins**

MAURICE “ROCKET” RICHARD TROPHY: The Maurice “Rocket” Richard Trophy, a gift to the National Hockey League from the Montreal Canadiens, is presented to the player finishing the regular season as the League’s goal-scoring leader. During his 18-year career with the Canadiens from 1942-43 through 1959-60, Richard was the first player in NHL history to score 50 goals in a season and 500 for his career. He was the League’s top goal-scorer five times, played on eight Stanley Cup Champions and was inducted into the Hockey Hall of Fame in 1961.

2014 Winner: Alex Ovechkin, Washington Capitals

CALDER MEMORIAL TROPHY: An annual award to “the player selected as the most proficient in his first year of competition in the National Hockey League.” Winner selected in a poll by the Professional Hockey Writers’ Association at the end of the regular season schedule. To be eligible for this award, a player cannot have competed in more than 25 games in any single preceding season nor in six or more games in each of any two preceding seasons in any major professional league. Beginning in 1990-91, to be eligible for this award, a player must not have attained his 26th birthday by September 15 of the season in which he is eligible.

2014 Winner: Nathan MacKinnon, Colorado Avalanche

JAMES NORRIS MEMORIAL TROPHY: An annual award to “the defense player who demonstrates throughout the season the greatest all-round ability in the position.” Winner selected by a poll of the Professional Hockey Writers’ Association at the end of the regular schedule.

2014 Winner: Duncan Keith, Chicago Blackhawks

VEZINA TROPHY: An annual award to “the goalkeeper adjudged to be the best at his position” as voted by the general managers of each NHL club. Until the 1981-82 season, the goalkeeper(s) of the team allowing the fewest number of goals during the regular season were awarded the Vezina Trophy. **2014 Winner: Tuukka Rask, Boston Bruins**

LADY BYNG MEMORIAL TROPHY: An annual award to “the player adjudged to have exhibited the best type of sportsmanship and gentlemanly conduct combined with a high standard of playing ability.” Winner selected in poll by the Professional Hockey Writers’ Association at the end of the regular schedule. **2014 Winner: Ryan O’Reilly, Colorado Avalanche**

FRANK J. SELKE TROPHY: An annual award to “the forward who best excels in the defensive aspects of the game.” Winner selected in a poll by the Professional Hockey Writers’ Association at the end of the regular schedule. **2014 Winner: Patrice Bergeron, Boston Bruins**

CONN SMYTHE TROPHY: An annual award to “the most valuable player for his team in the playoffs.” Winner selected by the Professional Hockey Writers’ Association at the conclusion of the final game in the Stanley Cup Finals. **2014 Winner: Justin Williams, Los Angeles Kings**





Dominic Moore

WILLIAM M. JENNINGS TROPHY: Since the 1981-82 season, an annual award to "the goalkeeper(s) having played a minimum of 25 games for the team with the fewest goals scored against it."

2014 Winner: Jonathan Quick, Los Angeles Kings

JACK ADAMS AWARD: An annual award presented by the National Hockey League Broadcasters' Association to "the NHL coach adjudged to have contributed the most to his team's success." Poll taken at the conclusion of the regular season. **2014 Winner: Patrick Roy, Colorado Avalanche**

BILL MASTERTON MEMORIAL TROPHY: An annual award under the trusteeship of the Professional Hockey Writers' Association to "the NHL player who best exemplifies the qualities of perseverance, sportsmanship and dedication to hockey." The winner is chosen by a poll among the PWhA at the conclusion of the regular season.

2014 Winner: Dominic Moore, New York Rangers

LESTER PATRICK TROPHY: An annual award "for outstanding service to hockey in the United States." Eligible recipients are players, officials, coaches, executives and referees. Winner selected by an award committee consisting of the Commissioner of the NHL, an NHL Governor, a representative of the N.Y. Rangers, a member of the Hockey Hall of Fame Builder's section, a member of the Hockey Hall of Fame Player's section, a member of the U.S. Hockey Hall of Fame, a member of the NHL Broadcasters' Association and a member of the Professional Hockey Writers' Association. Each except the League Commissioner is rotated annually.

2014 Winner: Bill Daly and Paul Holmgren

KING CLANCY MEMORIAL AWARD: An annual award to "the player who best exemplifies leadership qualities on-and-off the ice and has made a noteworthy humanitarian contribution in his community." **2014 Winner: Andrew Ference, Edmonton Oilers**

TED LINDSAY AWARD: Known as the Lester B. Pearson Award until 2010, this annual award is presented to the NHL's outstanding player as selected by the members of the National Hockey League Players' Association. **2014 Winner: Sidney Crosby, Pittsburgh Penguins**

PRESIDENTS' TROPHY: An annual award presented to the club finishing the regular season with the best overall record. **2014 Winner: Boston Bruins**





ANAHEIM DUCKS

HONDA CENTER

2695 E. Katella Ave.
Anaheim, Calif. 92806
Phone: 714-940-2900
Fax: 714-940-2953

PRACTICE FACILITY

The Rinks- Anaheim ICE
300 West Lincoln Ave.
Anaheim, Calif. 92805
Phone: 714-535-7465

AHL AFFILIATE

Norfolk Admirals



Cam Fowler

G.M.: Bob Murray
Coach: Bruce Boudreau
P.R.: Alex Gilchrist, Steve Hoem, Keren Lynch
Press Box: 714-704-2623

FAST FACTS

LAST SHARKS WIN: Mar. 20, 2014 (Anaheim 2 @ Sharks 3)
LAST ANAHEIM WIN: Apr. 9, 2014 (Sharks 2 @ Anaheim 5)
LAST SHARKS SHUTOUT: March 27, 2013 (Anaheim 0 @ Sharks 4) (Antti Niemi)
LAST ANAHEIM SHUTOUT: Oct. 14, 2011 (Sharks 0 @ Anaheim 1) (Jonas Hiller)
LAST SHARKS WIN AT HOME: Mar. 20, 2014 (Anaheim 2 @ Sharks 3)
LAST ANAHEIM WIN AT HOME: Apr. 9, 2014 (Sharks 2 @ Anaheim 5)
LAST SHARKS WIN AT ANAHEIM: Mar. 25, 2013 (Sharks 5 @ Anaheim 3)
LAST ANAHEIM WIN AT SHARKS: Mar. 19, 2012 (Anaheim 5 @ Sharks 3)
LAST SHARKS OVERTIME WIN AT HOME: Nov. 30, 2000 (Anaheim 2 @ Sharks 3 OT)
LAST ANAHEIM OVERTIME WIN AT HOME: Jan. 13, 2008 (Sharks 3 @ Anaheim 4 OT)
LAST SHARKS OVERTIME WIN AT ANAHEIM: Nov. 4, 2005 (Sharks 1 @ Anaheim 0 OT)
LAST ANAHEIM OVERTIME WIN AT SHARKS: Nov. 9, 2010 (Anaheim 3 @ Sharks 2 OT)
LAST SHARKS SHOOTOUT WIN: Nov. 30, 2013 (Anaheim 3 @ Sharks 4 OT)
LAST SHARKS SHOOTOUT LOSS: Nov. 17, 2007 (Anaheim 3 @ Sharks 2 OT)
MOST GOALS BY SHARKS: 7, 2 times, MR, Mar. 29, 2001 (Anaheim 4 @ Sharks 7)
MOST GOALS BY ANAHEIM: 7, MR, Feb. 6, 2007 (Anaheim 7 @ Sharks 4)
MOST GOALS BY BOTH TEAMS: 11, 2 times, MR, Feb. 6, 2007 (Anaheim 7 @ Sharks 4)
LAST SHARKS HAT TRICK: Jonathan Cheechoo, Apr. 15, 2006 (Anaheim 3 @ Sharks 6)
LAST ANAHEIM HAT TRICK: Corey Perry, April 6, 2011 (Sharks 2 @ Anaheim 6)
LAST SHARKS PENALTY SHOT: Torrey Mitchell (Unsuccessful: Jean-Sebastien Giguere), Dec. 17, 2009 (Sharks 4 @ Anaheim 1)
LAST ANAHEIM PENALTY SHOT: Todd Bertuzzi (Unsuccessful: Evgeni Nabokov), Dec. 22, 2007 (Anaheim 5 @ Sharks 2)

ALL-TIME SAN JOSE VS. ANAHEIM

VS ANAHEIM	W	L	T	OL
SJ ALL-TIME Record	60	47	4	7
SJ HOME	30	24	2	3
SJ ROAD	30	23	2	4

2013-14 RESULTS

DATE	SITE	W	L	OT	SJ	OPP
11/30/2013	H	0	0	1	4	3
12/29/2013	H	1	0	0	3	1
12/31/2013	A	0	1	0	3	6
3/20/2014	H	1	0	0	3	2
4/9/2014	A	0	1	0	2	5
TOTAL		3	2	0	15	17

2013-14 DUCKS LEADERS

GOALS	Corey Perry, 43
ASSISTS	Ryan Getzlaf, 56
POINTS	Ryan Getzlaf, 87
SHOTS	Corey Perry, 280
GAA	Frederik Anderson, 2.29
WINS	Jonas Hiller, 29
SHUTOUTS	Jonas Hiller, 5
SAVE %	Frederik Anderson, .923
RECORD	54-20-8, 116 pts. 1st/Pacific Division 1st/Western Conference

2014 PLAYOFFS

WESTERN FIRST ROUND: Defeated Dallas, 4-2
WESTERN SECOND ROUND: Lost to Los Angeles 4-3

NOTES

- On April 15, 2006 Jonathan Cheechoo recorded his fifth hat trick of the 2005-06 season, his third against Anaheim, as the Sharks defeated the Ducks, 6-3.
- On March 28, 2008 The San Jose Sharks defeated the Ducks, 3-1, to capture the 2007-08 Pacific Division Championship. Joe Pavelski helped set up all three Sharks goals.
- On Dec. 26, 2009 Patrick Marleau scored his 300th and 301st NHL goals in a 5-2 win.
- On April 2, 2011 Douglas Murray tied a franchise record of nine hits in a single game and the Sharks reached the 100-point mark for the fifth consecutive season and the sixth time in the last seven seasons after coming back from a two-goal deficit to defeat the Ducks, 4-2.
- On March 27, 2013 the Sharks scored three goals in the first 9:20 of the game and added a shorthanded goal in the third period to shutout the Ducks 4-0. Joe Pavelski, Patrick Marleau, Brent Burns, and Tommy Wingels scored goals for the Sharks. Tommy Wingels had the first 3+ point game of his NHL career, Antti Niemi posted the 21st shutout of his career, and San Jose set a franchise record with 30 blocked shots in the game.
- On Nov. 30, 2013 San Jose defeated Anaheim 4-3 in the shootout to cap off a 5-0-0 homestand, their first perfect five-game homestand in franchise history. Joe Thornton extended his point-scoring streak to five games (2-5=7) and Patrick Marleau scored his 15th career shorthanded goal, becoming the Sharks franchise leader in shorthanded goals.





ARIZONA COYOTES

GILA RIVER ARENA

9400 W. Maryland Ave.

Glendale, AZ 85305

Phone: 623-772-3200

Fax: 623-872-2000

PRACTICE FACILITY

Ice Den

9375 E. Bell Road

Scottsdale, AZ 85260

Phone: 480-585-7465

AHL AFFILIATE

Portland Pirates



Keith Yandle

G.M.: Don Maloney

Coach: Dave Tippett

P.R.: Rich Nairn, Chris Wojcik,
Greg Dillard

Press Box: 623-772-3598

FAST FACTS

LAST SHARKS WIN: Apr. 12, 2014 (Sharks 3 @ Arizona 2)

LAST ARIZONA WIN: Nov. 2, 2013 (Arizona 3 @ Sharks 2 SO)

LAST SHARKS SHUTOUT: Apr. 15, 2013 (Sharks 4 @ Arizona

O) (Antti Niemi)

LAST ARIZONA SHUTOUT: Feb. 9, 2013 (Arizona @ Sharks 0 SO) (Mike Smith)

LAST SHARKS WIN AT HOME: Oct. 5, 2013 (Arizona 1 @ Sharks 5)

LAST ARIZONA WIN AT HOME: Apr. 24, 2013 (Sharks 1 @ Arizona 2)

LAST SHARKS WIN AT ARIZONA: Apr. 12, 2014 (Sharks 3 @ Arizona 2)

LAST ARIZONA WIN AT SHARKS: Nov. 2, 2013 (Arizona 3 @ Sharks 2 SO)

LAST SHARKS OVERTIME WIN AT HOME: Mar. 28, 1995 (Winnipeg 5 @ Sharks 6 OT)

LAST ARIZONA OVERTIME WIN AT HOME: Mar. 25, 2008 (Sharks 4 @ Arizona 5 OT)

LAST SHARKS OVERTIME WIN AT ARIZONA: Feb. 12, 2006 (Sharks 5 @ Arizona 4 OT)

LAST ARIZONA OVERTIME WIN AT SHARKS: Dec. 20, 2007 (Arizona 3 @ Sharks 2 OT)

LAST SHARKS SHOOTOUT WIN: Dec. 27, 2013 (Sharks 4 @ Arizona 3 SO)

LAST SHARKS SHOOTOUT LOSS: Nov. 2, 2013 (Arizona 3 @ Sharks 2 SO)

MOST GOALS BY SHARKS: 9, Mar. 29, 1994 (Winnipeg 4 @ Sharks 9)

MOST GOALS BY ARIZONA: 9, April 1, 1993 (Winnipeg 9 @ Sharks 5)

MOST GOALS BY BOTH TEAMS: 14, April 1, 1993 (Winnipeg 9 @ Sharks 5)

LAST SHARKS HAT TRICK: Joe Thornton, Mar. 25, 2008 (Sharks 4 @ Arizona 5 OT)

LAST ARIZONA HAT TRICK: Jeremy Roenick, Dec. 30, 2006 (Sharks 0 @ Arizona 8)

LAST SHARKS PENALTY SHOT: Joe Pavelski (Unsuccessful: Mikael Tellqvist), Nov. 12, 2007 (Phoenix 0 @ Sharks 5)

LAST ARIZONA PENALTY SHOT: None

ALL-TIME SAN JOSE VS. ARIZONA

VS ARIZONA	W	L	T	OL
SJ ALL-TIME Record	62	46	7	9
SJ HOME	33	17	4	7
SJ ROAD	29	29	3	2

2013-14 RESULTS

DATE	SITE	W	L	OT	SJ	OPP
10/5/2013	H	1	0	0	4	1
11/2/2013	H	0	0	1	2	3
12/27/2013	A	0	0	1	4	3
4/12/2014	A	1	0	0	3	2

2013-14 COYOTES LEADERS

GOALS	Antoine Vermette, 24
ASSISTS	Keith Yandle, 45
POINTS	Keith Yandle, 53
SHOTS	Radim Vrbata, 263
GAA	Thomas Greiss, 2.29
WINS	Mike Smith, 27
SHUTOUTS	Mike Smith, 3
SAVE %	Thomas Greiss, .920
RECORD	37-30-15, 89 pts. 4th/Pacific Division 9th/Western Conference

2014 PLAYOFFS

Did not qualify

NOTES

- On April 10, 2006, Jonathan Cheechoo became the first Shark to post 50 goals in a season.
- On Nov. 10, 2007, Jeremy Roenick scored his 500th goal, making him the 40th player all-time and just the third American-born player to reach that plateau.
- On Jan. 17, 2011, Patrick Marleau played in his 1,000th NHL game and scored a goal in a 4-2 Sharks win.
- On Feb. 1, 2011, Alex Stalock made his NHL debut in relief of Antti Niemi, stopped all nine shots he faced and earned his first win ...
- On April 8, 2011, Joe Thornton recorded his 1,000th NHL point at 9:27 of the third period in a 4-3 loss.
- On Oct. 8, 2011, the Sharks six goals tied a franchise record for most goals scored in a home opener, set in 2009-10 in a 6-3 victory over the Columbus Blue Jackets. Dan Rusanowsky called his 1,500th game as the Sharks radio play-by-play man
- On April 12, 2014, Joe Pavelski scored twice, including his 40th goal of the season as the Sharks won their regular season finale 3-2.



BOSTON BRUINS

TD GARDEN

100 Legends Way
Boston, Mass. 02114
Phone: 617-624-2327
Fax: 617-523-7184

PRACTICE FACILITY

Ristuccia Memorial Arena
190 Main St.
Wilmington, Mass. 01887
Phone:

AHL AFFILIATE

Providence Bruins



Tuukka Rask

President: Cam Neely
G.M.: Peter Chiarelli
Coach: Claude Julien
P.R.: Matthew Chmura
Press Box: 617-624-2900

FAST FACTS

LAST SHARKS WIN: Mar. 22, 2012 (Boston 1 @ Sharks 2)
LAST BOSTON WIN: Jan. 11, 2014 (Boston 1 @ Sharks 0)
LAST SHARKS SHUTOUT: Feb. 5, 2011 (Sharks 2 @ Boston 0)
(Antti Niemi)
LAST BOSTON SHUTOUT: Jan. 11, 2014 (Boston 1 @ Sharks 0)
(Tuukka Rask)
LAST SHARKS WIN AT HOME: Mar. 22, 2012 (Boston 1 @ Sharks 2)
LAST BOSTON WIN AT HOME: Oct. 24, 2013 (Sharks 1 @ Boston 2)
LAST SHARKS WIN AT BOSTON: Oct. 22, 2011 (Sharks 4 @ Boston 2)
LAST BOSTON WIN AT SHARKS: Jan. 11, 2014 (Boston 1 @ Sharks 0)
LAST SHARKS OVERTIME WIN AT HOME: None
LAST BOSTON OVERTIME WIN AT HOME: None
LAST SHARKS OVERTIME WIN AT ANAHEIM: None
LAST BOSTON OVERTIME WIN AT SHARKS: None
LAST SHARKS SHOOTOUT WIN: None
LAST SHARKS SHOOTOUT LOSS: Jan. 14, 2010 (Boston 2 @ Sharks 1 SO)
MOST GOALS BY SHARKS: 6, 3 times, MR, Jan. 10, 2006 (Sharks 6 @ Boston 2)
MOST GOALS BY BOSTON: 8, Oct. 15, 1992 (Boston 8 @ Sharks 2)
MOST GOALS BY BOTH TEAMS: 13, Mar. 23, 1992 (Sharks 6 @ Boston 7)
LAST SHARKS HAT TRICK: None
LAST BOSTON HAT TRICK: None
LAST SHARKS PENALTY SHOT: Patrick Marleau
(Unsuccessful: Steve Shiels), Mar. 21, 2003 (Boston 2 @ Sharks 3)
LAST BOSTON PENALTY SHOT: Rick Tocchet (Unsuccessful: Geoff Sarjeant), Mar. 18, 1996 (Sharks 3 @ Boston 3)

ALL-TIME SAN JOSE VS. BOSTON

VS BOSTON	W	L	T	OL
SJ ALL-TIME Record	9	15	5	1
SJ HOME	5	7	2	1
SJ ROAD	4	8	3	0

2013-14 RESULTS

DATE	SITE	W	L	OT	SJ	OPP
10/24/2013	A	0	1	0	1	2
1/11/2004	H	0	1	0	0	1

2013-14 BRUINS LEADERS

GOALS	Patrice Bergeron & Jarome Iginla, 30
ASSISTS	David Krejci, 50
POINTS	David Krejci, 69
SHOTS	Patrice Bergeron, 243
GAA	Tuukka Rask, 2.04
WINS	Tuukka Rask, 36
SHUTOUTS	Tuukka Rask, 7
SAVE %	Tuukka Rask, .930
RECORD	54-19-9, 117 pts. 1st/Atlantic Division 1st/Eastern Conference

2014 PLAYOFFS

EASTERN FIRST ROUND: Defeated Detroit 4-1
EASTERN SECOND ROUND: Lost to Montreal 4-3

NOTES

- The Sharks are 5-3-1 against the Bruins since Joe Thornton was traded to the Sharks, in nine games against his former team, Joe Thornton has 5 points (2-3-5), 19 PIM, and a plus-three rating.
- On Nov. 6, 2003, Vesa Toskala set career marks in shots faced (52) and saves (47) in a 5-5 tie.
- On Jan. 10, 2006, the Sharks defeated the Bruins in Boston for the first time in franchise history. It was Joe Thornton's first game against his former team following the Nov. 30, 2005 trade to San Jose. Thornton was ejected at 5:13 of the first period for cross-checking Hal Gill.
- On Feb. 10, 2009, Joe Thornton scored his first goal against Boston in his second game since being traded from the Bruins in 2005.
- On Jan. 11, 2014, 2014 Finnish Olympic teammates Antti Niemi and Tuukka Rask turned in goaltending gems in a 1-0 Boston victory. The Sharks were held without a goal for only the second time this season. Niemi made 21 saves, and Tommy Wingels had 10 hits during the game.





BUFFALO SABRES

FINST NIAGARA CENTER

One Seymour H. Knox
III Plaza
Buffalo, N.Y. 14203
Phone: 716-855-4100
Fax: 716-855-4162

PRACTICE FACILITY

HARBORCENTER
Buffalo, N.Y. 14225

AHL AFFILIATE

Rochester Americans



Matt Moulson

G.M.: Tim Murray

Coach: Ted Nolan

P.R.: Michael Gilbert,
Chris Bandura, Ian Ott,
Marc Heintzman

Press Box: 716-855-4536

FAST FACTS

LAST SHARKS WIN: Jan. 23, 2010 (Buffalo 2 @ Sharks 5)

LAST BUFFALO WIN: Feb. 28, 2014 (Sharks 2 @ Buffalo 4)

LAST SHARKS SHUTOUT: Dec. 2, 2005 (Sharks 5 @ Buffalo 0) (Evgeni Nabokov and Nolan Schaefer)

LAST BUFFALO SHUTOUT: Mar. 1, 2012 (Buffalo 1 @ Sharks 0) (Ryan Miller)

LAST SHARKS WIN AT HOME: Jan. 23, 2010 (Buffalo 2 @ Sharks 5)

LAST BUFFALO WIN AT HOME: Feb. 28, 2014 (Sharks 2 @ Buffalo 4)

LAST SHARKS WIN AT BUFFALO: Dec. 2, 2005 (Sharks 5 @ Buffalo 0)

LAST BUFFALO WIN AT SHARKS: Nov. 5, 2013 (Buffalo 5 @ Sharks 4 SO)

LAST SHARKS OVERTIME WIN AT HOME: Mar. 15, 2000 (Buffalo 5 @ Sharks 6 OT)

LAST BUFFALO OVERTIME WIN AT HOME: None

LAST SHARKS OVERTIME WIN AT BUFFALO: None

LAST BUFFALO OVERTIME WIN AT SHARKS: None

LAST SHARKS SHOOTOUT WIN: None

LAST SHARKS SHOOTOUT LOSS: Nov. 5, 2013 (Buffalo 5 @ Sharks 4 SO)

MOST GOALS BY SHARKS: 7, Nov. 5, 1992 (Buffalo 5 @ Sharks 7)

MOST GOALS BY BUFFALO: 7, 4 times, MR, Dec. 8, 2007 (Buffalo 7 @ Sharks 1)

MOST GOALS BY BOTH TEAMS: 13, Feb. 14, 1992 (Sharks 6 @ Buffalo 7)

LAST SHARKS HAT TRICK: None

LAST BUFFALO HAT TRICK: Donald Audette, Nov. 8, 1995 (Sharks 2 @ Buffalo 7)

LAST SHARKS PENALTY SHOT: None

LAST BUFFALO PENALTY SHOT: None

ALL-TIME SAN JOSE VS. BUFFALO

VS BUFFALO	W	L	T	OL
SJ ALL-TIME Record	7	18	4	2
SJ HOME	6	4	4	1
SJ ROAD	1	14	0	1

2013-14 RESULTS

DATE	SITE	W	L	OT	SJ	OPP
11/5/2013	H	0	0	1	4	5
2/28/2014	A	0	1	0	2	4

2013-14 SABRES LEADERS

GOALS

ASSISTS

POINTS

SHOTS

GAA

WINS

SHUTOUTS

SAVE %

RECORD

Tyler Ennis, 21
Christian Ehrhoff, 27
Cody Hodgson, 44
Tyler Ennis, 210
Ryan Miller, 2.72
Ryan Miller, 15
None
Ryan Miller, .923
34-37-11, 79 pts.
8th/Atlantic Division
16th/Eastern Conference

2014 PLAYOFFS

Did not qualify

NOTES

- Prior to the 2007-08 season, the Sharks had only lost once on home ice to Buffalo. That one and only loss came on Nov. 12, 1991 at the Cow Palace, until the 2007-08 season where the visiting Sabres beat the Sharks 7-1 for their second win on the road in the series.
- On Nov. 5, 1992, Larry DePalma and Dave Snuggerud each scored goals seven seconds apart, setting a franchise record for the fastest two goals in a 7-5 win.
- On Dec. 2, 2005, Joe Thornton made his debut for San Jose, tallying two assists. Evgeni Nabokov and Nolan Schaefer shared a shutout, the first shutout ever between the two teams. The Sharks pulled out a 5-0 victory, their first ever win in Buffalo.
- On Jan. 6, 2011, Buffalo coach Lindy Ruff registered his 500th career win in the Sabres 3-0 victory.
- On November 5, 2013, San Jose broke a franchise record for most 50+ shot games in a single season (four) but fell 5-4 to Buffalo in the shootout.




CALGARY FLAMES

SCOTIABANK SADDLEDOME

P.O. Box 1540, Station M
Calgary, Alberta T2P 3B9
Phone: 403-777-4646
Fax: 403-777-2171

AHL AFFILIATE

Adirondack Flames



Sean Monahan

G.M.: Brad Treliving
Coach: Bob Hartley
P.R.: Peter Hanlon, Sean Kelso, Bernie Hargrave
Press Box: 403-264-0636

FAST FACTS

LAST SHARKS WIN: Jan. 20, 2014 (Calgary 2 @ Sharks 3)
LAST CALGARY WIN: Mar. 24, 2014 (Sharks 1 @ Calgary 2 SO)
LAST SHARKS SHUTOUT: Jan. 24, 2012 (Sharks 1 @ Calgary 0) (Antti Niemi)
LAST CALGARY SHUTOUT: Oct. 24, 2010 (Sharks 0 @ Calgary 4) (Miikka Kiprusoff)
LAST SHARKS WIN AT HOME: Jan. 20, 2014 (Calgary 2 @ Sharks 3)
LAST CALGARY WIN AT HOME: Mar. 24, 2014 (Sharks 1 @ Calgary 2 SO)
LAST SHARKS WIN AT CALGARY: Nov. 12, 2013 (Sharks 3 @ Calgary 2)
LAST CALGARY WIN AT SHARKS: Feb. 8, 2012 (Calgary 4 @ Sharks 3)
LAST SHARKS OVERTIME WIN AT HOME: Oct. 29, 2005 (Calgary 2 @ Sharks 3 SO)
LAST CALGARY OVERTIME WIN AT HOME: Mar. 13, 2012 (Sharks 2 @ Calgary 3 OT)
LAST SHARKS OVERTIME WIN AT CALGARY: Mar. 22, 1996 (Sharks 2 @ Calgary 1 OT)
LAST CALGARY OVERTIME WIN AT SHARKS: Feb. 12, 2008 (Calgary 4 @ Sharks 3 OT)
LAST SHARKS SHOOTOUT WIN: Jan. 17, 2012 (Calgary 1 @ Sharks 2 SO)
LAST SHARKS SHOOTOUT LOSS: Mar. 24, 2014 (Sharks 1 @ Calgary 2 SO)
MOST GOALS BY SHARKS: 9, Jan. 18, 2010 (Calgary 1 @ Sharks 9)
MOST GOALS BY CALGARY: 13, Feb. 10, 1993 (Sharks 1 @ Calgary 13)
MOST GOALS BY BOTH TEAMS: 14, Feb. 10, 1993 (Sharks 1 @ Calgary 13)
LAST SHARKS HAT TRICK: Alexei Yegorov, Feb. 20, 1996 (Sharks 3 @ Calgary 5)
LAST CALGARY HAT TRICK: Olli Jokinen, Feb. 8, 2012 (Calgary 4 @ Sharks 3)
LAST SHARKS PENALTY SHOT: Brent Burns (Unsuccessful: Karri Ramo), Oct. 19, 2013 (Calgary 3 @ Sharks 6)
LAST CALGARY PENALTY SHOT: Tony Amonte (Unsuccessful: Nolan Schaefer), Oct. 29, 2005 (Calgary 2 @ Sharks 3 SO)

ALL-TIME SAN JOSE VS. CALGARY

VS CALGARY	W	L	T	OL
SJ ALL-TIME Record	42	47	8	5
SJ HOME	24	21	4	2
SJ ROAD	18	26	4	3

2013-14 RESULTS

DATE	SITE	W	L	OT	SJ	OPP
10/19/2013	H	1	0	0	6	3
11/12/2013	A	1	0	0	3	2
1/20/2014	H	1	0	0	3	2
1/30/2014	A	0	1	0	1	4
3/24/2013	A	0	0	1	1	2

2013-14 FLAMES LEADERS

GOALS	Mike Cammalleri, 26
ASSISTS	Jiri Hudler, 37
POINTS	Jiri Hudler, 54
SHOTS	Mike Cammalleri, 191
GAA	Karri Ramo, 2.65
WINS	Karri Ramo, 17
SHUTOUTS	Karri Ramo, 2
SAVE %	Karri Ramo, .911
RECORD	35-40-7, 77 pts. 6th/Pacific Division 13th/Western Conference

2014 PLAYOFFS

Did not qualify

NOTES

- On Oct. 8, 1991, San Jose won their first-ever game in franchise history against the Flames, 4-3.
- On Nov. 30, 1991, San Jose posted their first-ever franchise road victory.
- On Feb. 24, 2007, Patrick Marleau skated in his 700th NHL game (becoming the eighth youngest skater in NHL history to do so).
- On April 5, 2007, Joe Thornton had two assists in a 4-3 win to give him 90, making him only the third player in NHL history to have back-to-back 90-assist seasons (Wayne Gretzky, 12 in a row from 1980-81 through 1991-92, and Mario Lemieux, 1988-89 and 1997-98).
- On February 8, 2012, Joe Pavelski scored his 20th goal of the season in his 400th-career NHL game, giving him four consecutive seasons of at least 20 goals. Antti Niemi appeared in his 100th game for the Sharks, as the Sharks lost 4-3.
- On Mar. 24, 2014, the Sharks earned a valuable point as they qualified for the Stanley Cup Playoffs for the 10th consecutive season.
- On Nov. 12, 2013, San Jose held the Flames to 13 total shots in the game, which tied a franchise record for fewest shots against on the road in franchise history.
- On Jan. 20, 2014, Joe Thornton passed Bobby Hull for 48th place on the NHL's all-time points list (1,171) with a helper while three Sharks defensemen tallied assists in the game.





CAROLINA HURRICANES

PNC ARENA

1400 Edwards Mill Road
Raleigh, N.C. 27607
Phone: 919-467-7825
Fax: 919-462-0123

PRACTICE FACILITY

Raleigh Center Ice
912 Hodges St.
Raleigh, N.C. 27608
Phone: 919-754-0441

AHL AFFILIATE

Charlotte Checkers



Jeff Skinner

G.M.: Ron Francis

Coach: Bill Peters

P.R.: Mike Sundheim, Kyle Hanlin

Press Box: 919-861-2300

Exts.: 6531, 6562, 6563, 6564

FAST FACTS

LAST SHARKS WIN: Nov. 1, 2009 (Sharks 5 @ Carolina 1)

LAST CAROLINA WIN: Mar. 4, 2013 (Carolina 3 @ Sharks 2 OT)

LAST SHARKS SHUTOUT: Feb. 10, 2002 (Carolina 0 @ Sharks 4) (Evgeni Nabokov)

LAST CAROLINA SHUTOUT: Oct. 28, 2003 (Sharks 0 @ Carolina 3) (Kevin Weekes)

LAST SHARKS WIN AT HOME: Dec. 10, 2005 (Carolina 3 @ Sharks 4)

LAST CAROLINA WIN AT HOME: Dec. 6, 2013 (Sharks 3 @ Carolina 5)

LAST SHARKS WIN AT CAROLINA: Nov. 1, 2009 (Sharks 5 @ Carolina 1)

LAST CAROLINA WIN AT SHARKS: Mar. 4, 2013 (Carolina 3 @ Sharks 2 OT)

LAST SHARKS OVERTIME WIN AT HOME: None

LAST CAROLINA OVERTIME WIN AT HOME: None

LAST SHARKS OVERTIME WIN AT CAROLINA: None

LAST CAROLINA OVERTIME WIN AT SHARKS: Mar. 4, 2013 (Carolina 3 @ Sharks 2 OT)

LAST SHARKS SHOOTOUT WIN: None

LAST SHARKS SHOOTOUT LOSS: Feb. 5, 2009 (Carolina 4 @ Sharks 3)

MOST GOALS BY SHARKS: 8, 2 times, MR, Jan. 30, 1996 (Hartford 2 @ Sharks 8)

MOST GOALS BY CAROLINA: 7, 2 times, MR, Nov. 7, 1995 (Hartford 7 @ Sharks 3)

MOST GOALS BY BOTH TEAMS: 12, Dec. 3, 1992 (Hartford 7 @ Sharks 5)

LAST SHARKS HAT TRICK: Kevin Miller, Jan. 30, 1996 (Hartford 2 @ Sharks 8)

LAST CAROLINA HAT TRICK: Josef Vasicek, Oct. 28, 2003 (Sharks 0 @ Carolina 3)

LAST SHARKS PENALTY SHOT: None

LAST CAROLINA PENALTY SHOT: Matt Cullen (Successful: Evgeni Nabokov), Feb. 5, 2009 (Carolina 4 @ Sharks 3)

ALL-TIME SAN JOSE VS. CAROLINA

VS CAROLINA	W	L	T	OL
SJ ALL-TIME Record	14	14	0	2
SJ HOME	8	5	0	2
SJ ROAD	6	9	0	0

2013-14 RESULTS

DATE	SITE	W	L	OT	SJ	OPP
12/6/2013	A	0	1	0	3	5
3/4/2013	H	0	0	1	2	3

2013-14 HURRICANES LEADERS

GOALS	Jeff Skinner, 33
ASSISTS	Eric Staal, 40
POINTS	Eric Staal, 61
SHOTS	Jeff Skinner, 274
GAA	Anton Khudobin, 2.30
WINS	Anton Khudobin, 19
SHUTOUTS	Anton Khudobin & Justin Peters, 1
SAVE %	Anton Khudobin, .926
RECORD	36-35-11, 83 pts. 7th/Metropolitan Division 13th/Eastern Conference

2014 PLAYOFFS

Did not qualify

NOTES

- On Dec. 3, 1992, Rob Gaudreau scored the first hat trick in Sharks history.
- On Dec. 10, 2005, Joe Thornton set a new franchise record for consecutive multi-point games (five), as the Sharks defeated the Hurricanes 4-3.
- On November 1, 2009, Logan Couture recorded his first NHL point (an assist).
- On Oct. 19, 2010, Scott Nichol played in his 500th NHL game.



CHICAGO BLACKHAWKS

UNITED CENTER


1901 W. Madison St.
Chicago, IL 60612
Phone: 312-455-7000
Fax: 312-455-7041

PRACTICE FACILITY

Johnny's IceHouse West
2550 W. Madison
Chicago, IL 60612
Phone: 312-243-4441

AHL AFFILIATE

Rockford IceHogs



Andrew Shaw

V.P./G.M.: Stan Bowman
Coach: Joel Quenneville
P.R.: Brandon Faber,
Adam Rogovin, Meghan
Bower
Press Box: No dedicated
number

FAST FACTS

LAST SHARKS WIN: Feb. 1, 2014 (Chicago 1 @ Sharks 2 SO)
LAST CHICAGO WIN: Nov. 17, 2013 (Sharks 1 @ Chicago 5)
LAST SHARKS SHUTOUT: Nov. 23, 2011 (Chicago 0 @ Sharks 1) (Antti Niemi)
LAST CHICAGO SHUTOUT: Mar. 6, 1999 (Chicago 4 @ Sharks 0) (Jocelyn Thibault)
LAST SHARKS WIN AT HOME: Feb. 1, 2014 (Chicago 1 @ Sharks 2 SO)
LAST CHICAGO WIN AT HOME: Nov. 17, 2013 (Sharks 1 @ Chicago 5)
LAST SHARKS WIN AT CHICAGO: Dec. 30, 2010 (Sharks 5 @ Chicago 3)
LAST CHICAGO WIN AT SHARKS: Feb. 5, 2013 (Chicago 5 @ Sharks 3)
LAST SHARKS OVERTIME WIN AT HOME: Dec. 11, 2010 (Chicago 1 @ Sharks 2 OT)
LAST CHICAGO OVERTIME WIN AT HOME: Dec. 11, 2011 (Sharks 2 @ Chicago 3 OT)
LAST SHARKS OVERTIME WIN AT CHICAGO: Mar. 26, 2006 (Sharks 5 @ Chicago 4 OT)
LAST CHICAGO OVERTIME WIN AT SHARKS: Jan. 28, 2010 (Chicago 4 @ Sharks 3 OT)
LAST SHARKS SHOOTOUT WIN: Feb. 1, 2014 (Chicago 1 @ Sharks 2 SO)
LAST SHARKS SHOOTOUT LOSS: Mar. 25, 2009 (Sharks 5 @ Chicago 6 SO)
MOST GOALS BY SHARKS: 7, 3 times, MR, Mar. 13, 2007 (Chicago 1 @ Sharks 7)
MOST GOALS BY CHICAGO: 7, 4 times, MR, Nov. 25, 2009 (Chicago 7 @ Sharks 2)
MOST GOALS BY BOTH TEAMS: 11, 2 times, MR, Mar. 25, 2009 (Sharks 5 @ Chicago 6)
LAST SHARKS HAT TRICK: Bill Guerin, Mar. 13, 2007 (Chicago 1 @ Sharks 7)
LAST CHICAGO HAT TRICK: Tyler Arnason, Dec. 28, 2002 (Chicago 3 @ Sharks 3 OT)
LAST SHARKS PENALTY SHOT: None
LAST CHICAGO PENALTY SHOT: Patrick Sharp (Successful: Antti Niemi), Nov. 17, 2013 (Sharks 1 @ Chicago 5)

ALL-TIME SAN JOSE VS. CHICAGO

VS CHICAGO	W	L	T	OL
SJ ALL-TIME Record	44	29	5	7
SJ HOME	25	12	3	2
SJ ROAD	19	17	2	5

2013-14 RESULTS

DATE	SITE	W	L	OT	SJ	OPP
11/17/2013	A	0	1	0	1	5
1/5/2014	A	1	0	0	3	2
2/1/2014	H	1	0	0	2	1

2013-14 BLACKHAWKS LEADERS

GOALS	Patrick Sharp, 34
ASSISTS	Duncan Keith, 55
POINTS	Patrick Sharp, 78
SHOTS	Patrick Sharp, 313
GAA	Corey Crawford, 2.26
WINS	Corey Crawford, 32
SHUTOUTS	Corey Crawford, 2
SAVE %	Corey Crawford, .917
RECORD	46-21-15, 107 pts. 3rd/Central Division 5th/Western Conference

2014 PLAYOFFS

WESTERN FIRST ROUND: Defeated St. Louis, 4-2
WESTERN SECOND ROUND: Defeated Minnesota, 4-2
WESTERN FINAL: Lost to Los Angeles, 4-3

NOTES

- On Oct. 4, 1999, in a 7-1 victory, Owen Nolan and Jeff Friesen had hat tricks, the first multiple hat trick game in franchise history...
- On Feb. 3, 2007, Vesa Toskala became the first Sharks goaltender to record a multi-point game with two assists...
- On Jan. 28, 2010, Dany Heatley recorded his 600th point as the Sharks lost in overtime, 4-3.
- On Dec. 22, 2009, the Sharks pulled out a 3-2 win in Chicago despite being outshot by the largest margin in franchise history (33), 47-14.
- On March 14, 2011, Logan Couture became just the 23rd rookie to score 20-plus road goals.
- On January 15, 2012, Tommy Wingels scored his first NHL goal in his home state in a 4-3 loss to the Blackhawks.

NHL



COLORADO AVALANCHE

PEPSI CENTER

1000 Chopper Circle
Denver, Colo. 80204
Phone: 303-405-1100
Fax: 303-893-0614

PRACTICE FACILITY

South Suburban
Family Sports Center
6901 S. Peoria St.
Englewood, Colo. 80112

AHL AFFILIATE

Lake Erie Monsters



Nathan MacKinnon

Exec. VP of Hockey Operations/GM:

Joe Sakic

Coach: Patrick Roy

P.R.: Jean Martineau,

Brendan McNicholas

Press Box: 303-575-1926

FAST FACTS

LAST SHARKS WIN: Apr. 11, 2014 (Colorado 1 @ Sharks 5)
LAST COLORADO WIN: Mar. 29, 2014 (Sharks 2 @ Colorado 3)
LAST SHARKS SHUTOUT: Jan. 26, 2013 (Colorado 0 @ Sharks 4) (Antti Niemi)
LAST COLORADO SHUTOUT: April 7, 2009 (Colorado 0 @ Sharks 1 SO) (Peter Budaj)
LAST SHARKS WIN AT HOME: Apr. 11, 2014 (Colorado 1 @ Sharks 5)
LAST COLORADO WIN AT HOME: Mar. 29, 2014 (Sharks 2 @ Colorado 3)
LAST SHARKS WIN AT COLORADO: Nov. 20, 2011 (Sharks 4 @ Colorado 1)
LAST COLORADO WIN AT SHARKS: Feb. 6, 2008 (Colorado 3 @ Sharks 1)
LAST SHARKS OVERTIME WIN AT HOME: April 4, 1997 (Colorado 6 @ Sharks 7 OT)
LAST COLORADO OVERTIME WIN AT HOME: Mar. 10, 2013 (Sharks 2 @ Colorado 3)
LAST SHARKS OVERTIME WIN AT COLORADO: Jan. 15, 2002 (Sharks 1 @ Colorado 0 OT)
LAST COLORADO OVERTIME WIN AT SHARKS: Jan. 27, 1996 (Colorado 4 @ Sharks 3 OT)
LAST SHARKS SHOOTOUT WIN: Dec. 23, 2013 (Colorado 4 @ Sharks 5 SO)
LAST SHARKS SHOOTOUT LOSS: Dec. 13, 2011 (Sharks 3 @ Colorado 4 SO)
MOST GOALS BY SHARKS: 7, 3 times, MR, Apr. 4, 1997 (Colorado 6 @ Sharks 7 OT)
MOST GOALS BY COLORADO: 12, Dec. 5, 1995 (Sharks 2 @ Colorado 12)
MOST GOALS BY BOTH TEAMS: 15, Dec. 12, 1992 (Quebec 8 @ Sharks 7)
LAST SHARKS HAT TRICK: Martin Havlat, Apr. 11, 2014 (Colorado 1 @ Sharks 5)
LAST COLORADO HAT TRICK: Steven Reinprecht, Jan. 4, 2002 (Colorado 6 @ Sharks 1)
LAST SHARKS PENALTY SHOT: Mike Grier (Unsuccessful: Jose Theodore), Dec. 7, 2006 (Colorado 5 @ Sharks 2)
LAST COLORADO PENALTY SHOT: None

ALL-TIME SAN JOSE VS. COLORADO

VS COLORADO	W	L	T	OL
SJ ALL-TIME Record	35	37	5	5
SJ HOME	23	18	1	0
SJ ROAD	12	19	4	5

2013-14 RESULTS

DATE	SITE	W	L	OT	SJ	OPP
12/23/2013	H	1	0	0	5	4
1/4/2014	A	0	1	0	3	4
3/29/2014	A	0	1	0	2	3
4/11/2014	H	1	0	0	5	1

2013-14 AVALANCHE LEADERS

GOALS	Ryan O'Reilly, 28
ASSISTS	Matt Duchene, 47
POINTS	Matt Duchene, 70
SHOTS	Nathan MacKinnon, 241
GAA	Semyon Varlamov, 2.41
WINS	Semyon Varlamov, 41
SHUTOUTS	Semyon Varlamov & Jean-Sebastien Giguere, 2
SAVE %	Semyon Varlamov, .927
RECORD	52-22-8, 112 pts. 1st/Central Division 2nd/Western Conference

2014 PLAYOFFS

WESTERN FIRST ROUND: Lost to Minnesota, 4-3

NOTES

- On Nov. 8, 2005, Avalanche C Pierre Turgeon became the 34th player in NHL history to score 500 career NHL goals.
- On Dec. 30, 2005, Nils Ekman tied a franchise record with four assists as the Sharks defeated the Avalanche with a 5-2 win.
- On March 18, 2007, Ron Wilson became the 13th head coach in NHL history to reach the 1,000 game mark in a Sharks overtime loss to the Avs.
- On Feb. 19, 2011, Devin Setoguchi recorded his first career hat trick and Antti Niemi recorded his fifth shutout of the season in a 4-0 win. It marked the first time in Sharks history that a player recorded a hat trick and a goalie recorded a shutout in the same game.
- On March 26, 2012, Joe Pavelski scored his 300th career point (two goals), Dan Boyle scored his 500th point (two assists), Andrew Desjardins got the game-winner, and all four Sharks lines scored a goal in a 5-1 thrashing of the Avalanche.
- On Jan. 26, 2013, Patrick Marleau scored at least two goals in his fourth straight game, tying a record for most consecutive multi-goal games to start a season set in 1917-18 by Cy Denneny of the Ottawa Senators, as the Sharks shutout the Avalanche 4-0. Matt Irwin scored his first career NHL goal and Thomas Greiss recorded his first NHL shutout.
- On Mar. 10, 2013, Patrick Marleau scored his 400th career goal, becoming the 30th player in NHL history to score his first 400 goals with one team, in a 3-2 Sharks overtime loss. The game-winning goal was scored by Matt Duchene with 0.3 seconds left in overtime.



COLUMBUS BLUE JACKETS

NATIONWIDE ARENA

200 W. Nationwide Blvd.
Columbus, Ohio 43215
Phone: 614-246-4625
Fax: 614-246-4007

PRACTICE FACILITY

OhioHealth Ice Haus
200 W. Nationwide Blvd.
Columbus, Ohio 43215
Phone: 614-246-3380

AHL AFFILIATE

Springfield Falcons



Cam Atkinson

G.M.: Jarmo Kekalainen

Coach: Todd Richards

P.R.: Todd Sharrock,
Karen Davis

Press Box: 614-246-
3251/3252

FAST FACTS

LAST SHARKS WIN: Mar. 13, 2014 (Sharks 4 @ Columbus 3 SO)

LAST COLUMBUS WIN: Apr. 21, 2013 (Columbus 4 @ Sharks 3)

LAST SHARKS SHUTOUT: Jan. 31, 2012 (Columbus 0 @ Sharks 6) (Antti Niemi)

LAST COLUMBUS SHUTOUT: Apr. 9, 2013 (Sharks 0 @ Columbus 4) (Sergei Bobrovsky)

LAST SHARKS WIN AT HOME: Feb. 7, 2014 (Columbus 2 @ Sharks 3)

LAST COLUMBUS WIN AT HOME: Apr. 9, 2013 (Sharks 0 @ Columbus 4) (Sergei Bobrovsky)

LAST SHARKS WIN AT COLUMBUS: Mar. 13, 2014 (Sharks 4 @ Columbus 3 SO)

LAST COLUMBUS WIN AT SHARKS: Apr. 21, 2013 (Columbus 4 @ Sharks 3)

LAST SHARKS OVERTIME WIN AT HOME: Feb. 8, 2008 (Columbus 1 @ Sharks 2 OT)

LAST COLUMBUS OVERTIME WIN AT HOME: Feb. 7, 2009 (Sharks 2 @ Columbus 3 OT)

LAST SHARKS OVERTIME WIN AT COLUMBUS: Feb. 14, 2004 (Sharks 2 @ Columbus 1 OT)

LAST COLUMBUS OVERTIME WIN AT SHARKS: Oct. 9, 2010 (Columbus 3 @ Sharks 2 OT)

LAST SHARKS SHOOTOUT WIN: Mar. 13, 2014 (Sharks 4 @ Columbus 3 SO)

LAST SHARKS SHOOTOUT LOSS: None

MOST GOALS BY SHARKS: 10, Mar. 30, 2002 (Columbus 2 @ Sharks 10)

MOST GOALS BY COLUMBUS: 6, 3 times, MR, Feb. 11, 2013 (Sharks 2 @ Columbus 6)

MOST GOALS BY BOTH TEAMS: 12, Mar. 30, 2002 (Columbus 2 @ Sharks 10)

LAST SHARKS HAT TRICK: Dany Heatley, Oct. 8, 2009 (Columbus 3 @ Sharks 6)

LAST COLUMBUS HAT TRICK: Jeff Carter, Feb. 21, 2012 (Sharks 3 @ Columbus 6)

LAST SHARKS PENALTY SHOT: Dany Heatley (Successful: Mathieu Garon), Oct. 8, 2009 (Columbus 3 @ Sharks 6)

LAST COLUMBUS PENALTY SHOT: Rick Nash (Unsuccessful: Evgeni Nabokov), Feb. 8, 2008 (Columbus 1 @ Sharks 2)

ALL-TIME SAN JOSE VS. COLUMBUS

VS COLUMBUS	W	L	T	OL
SJ ALL-TIME Record	32	13	0	4
SJ HOME	20	2	0	2
SJ ROAD	12	11	0	2

2013-14 RESULTS

DATE	SITE	W	L	OT	SJ	OPP
2/7/2014	H	1	0	0	3	2
3/13/2014	A	1	0	0	4	3

2013-14 BLUE JACKETS LEADERS

GOALS	Ryan Johansen, 33
ASSISTS	James Wisniewski, 44
POINTS	Ryan Johansen, 63
SHOTS	Ryan Johansen, 237
GAA	Sergei Bobrovsky, 2.38
WINS	Sergei Bobrovsky, 32
SHUTOUTS	Sergei Bobrovsky, 5
SAVE %	Sergei Bobrovsky, .923
RECORD	43-32-7, 93 pts. 4th/Metropolitan Division 7th/Eastern Conference

2014 PLAYOFFS

EASTERN FIRST ROUND: Lost to Pittsburgh, 4-2

NOTES

- On Oct. 25, 2000, Gary Suter scored the franchise's first goal against the Blue Jackets in his 1,000th career game, a 3-1 win.
- On March 30, the Sharks scored 10 goals to set a new franchise record for most goals during a Sharks home game in 10-2 win.
- On Jan. 6, 2007, Patrick Marleau tied the franchise record for goals (206) as the Sharks defeated the Columbus Blue Jackets 5-2. In that game, Ryane Clowe scored his first career hat trick.
- On March 16, 2007, the Sharks tied a franchise record for wins in a season (44) and team shutouts in a season (11)...Joe Thornton's goal in the first period set a new Sharks franchise record for most points in a season (94), previously held by Jonathan Cheechoo (93 points in 2005-06).
- On Feb. 9, 2011, Patrick Marleau scored his 20th goal of the season (the game-winner) to mark the 10th time he has reached the 20-goal plateau in his career.
- On January 5, 2012, Joe Thornton, in his 500th game as a Shark, scored the gamewinner in a 2-1 victory over Columbus.
- On Feb. 7, 2014, Sharks Head Coach Todd McLellan coached his 435th game with the Sharks, surpassing Darryl Sutter for the most games coached in franchise history.

NHL





DALLAS STARS

AMERICAN AIRLINES CENTER


2500 Victory Way
Dallas, Texas 75219
Phone: 214-222-3687

PRACTICE FACILITY

Dr Pepper StarCenter, Frisco
2601 Avenue of the Stars
Frisco, Texas 75034
Phone: 214-387-5500
Fax: 214-387-5610

AHL AFFILIATE

Texas Stars



Tyler Seguin

G.M.: Jim Nill
Coach: Lindy Ruff
P.R.: Tom Holy, Greg Ramirez, Ben Fromstein, Joe Cavillo
Press Box: 214-665-4600

FAST FACTS

LAST SHARKS WIN: Feb. 5, 2014 (Dallas 1 @ Sharks 2)
LAST DALLAS WIN: Oct. 17, 2013 (Sharks 3 @ Dallas 4 SO)
LAST SHARKS SHUTOUT: Mar. 31, 2012 (Dallas 0 @ Sharks 3) (Antti Niemi)
LAST DALLAS SHUTOUT: Dec. 21, 2006 (Sharks 0 @ Dallas 3) (Marty Turco)
LAST SHARKS WIN AT HOME: Feb. 5, 2014 (Dallas 1 @ Sharks 2)
LAST DALLAS WIN AT HOME: Oct. 17, 2013 (Sharks 3 @ Dallas 4 SO)
LAST SHARKS WIN AT DALLAS: Apr. 3, 2012 (Sharks 5 @ Dallas 2)
LAST DALLAS WIN AT SHARKS: Apr. 7, 2013 (Dallas 5 @ Sharks 4 SO)
LAST SHARKS OVERTIME WIN AT HOME: Mar. 27, 2008 (Dallas 2 @ Sharks 3 OT)
LAST DALLAS OVERTIME WIN AT HOME: Nov. 18, 2010 (Sharks 4 @ Dallas 5 OT)
LAST SHARKS OVERTIME WIN AT DALLAS: Dec. 16, 2010 (Sharks 4 @ Dallas 3 OT)
LAST DALLAS OVERTIME WIN AT SHARKS: Nov. 17, 2001 (Dallas 3 @ Sharks 2 OT)
LAST SHARKS SHOOTOUT WIN: Dec. 21, 2013 (Dallas 2 @ Sharks 3 SO)
LAST SHARKS SHOOTOUT LOSS: Oct. 17, 2013 (Sharks 3 @ Dallas 4 SO)
MOST GOALS BY SHARKS: 7, Feb. 6, 1994 (Sharks 7 @ Dallas 1)
MOST GOALS BY DALLAS: 10, Nov. 28, 1992 (Sharks 3 @ Minnesota 10)
MOST GOALS BY BOTH TEAMS: 13, Nov. 28, 1992 (Sharks 3 @ Minnesota 10)
LAST SHARKS HAT TRICK: Mike Ricci, Apr. 7, 2001 (Dallas 5 @ Sharks 4 OT)
LAST DALLAS HAT TRICK: Steve Ott, Mar. 31, 2010 (Dallas 5 @ Sharks 1)
LAST SHARKS PENALTY SHOT: Patrick Marleau (Unsuccessful: Marty Turco), Dec. 29, 2008 (Sharks 3 @ Dallas 1)
LAST DALLAS PENALTY SHOT: Sergei Zubov (Unsuccessful: Evgeni Nabokov), Nov. 7, 2007 (Dallas 3 @ Sharks 1)

ALL-TIME SAN JOSE VS. DALLAS

VS DALLAS	W	L	T	OL
SJ ALL-TIME Record	50	46	5	13
SJ HOME	25	23	1	9
SJ ROAD	25	23	4	4

2013-14 RESULTS

DATE	SITE	W	L	OT	SJ	OPP
10/17/2013	A	0	0	1	3	4
12/21/2013	H	1	0	0	3	2
2/5/2014	H	1	0	0	2	

2013-14 STARS LEADERS

GOALS	Tyler Seguin, 37
ASSISTS	Tyler Seguin, 47
POINTS	Tyler Seguin, 84
SHOTS	Tyler Seguin, 294
GAA	Kari Lehtonen, 2.41
WINS	Kari Lehtonen, 33
SHUTOUTS	Kari Lehtonen, 5
SAVE %	Kari Lehtonen, .919
RECORD	40-31-11, 91 pts. 4th/Central Division 8th/Western Conference

2014 PLAYOFFS

WESTERN FIRST ROUND: Lost to Anaheim, 4-2

NOTES

- On Nov. 4, 1998, San Jose recorded a franchise-low nine shots in a game, but won, 4-0.
- On Nov. 30, 2005, during the pre-game skate, the Sharks acquired Joe Thornton from Boston in exchange for Marco Sturm, Brad Stuart and Wayne Primeau.
- On Dec. 31, 2006, Patrick Marleau passed Owen Nolan for first on San Jose's all-time list for assists (246) while Joe Thornton scored his 200th goal in San Jose's 4-2 win.
- On March 31, 2011, Patrick Marleau set a franchise record for shots on goal (12) in a 6-0 win.
- On February 2, 2012, San Jose won 77% of its faceoffs (the fourth best by any NHL team since the lockout) and set a new franchise record for scoreless streak by an opponent(s) of 190:51 in a 5-1 victory over Dallas.
- On March 31, 2012, Joe Pavelski scored his 30 and 31st goals, becoming the new team leader in goals for the season and only the ninth Shark in franchise history to hit the 30-goal mark as the Sharks won 3-0 over Dallas.
- On Apr. 23, 2013, the Sharks clinched a playoff spot for the ninth straight season.




DETROIT RED WINGS

JOE LOUIS ARENA

19 Steve Yzerman Drive
Detroit, Mich. 48226
Phone: 313-471-7000
Fax: 313-567-0296

AHL AFFILIATE

Grand Rapids Griffins



Tomas Tatar

G.M.: Ken Holland
Coach: Mike Babcock
P.R.: Todd Beam, Kyle
Kujawa, Alex DiFilippo
Press Box: 313-471-7957

FAST FACTS

LAST SHARKS WIN: Jan. 9, 2014 (Detroit 1 @ Sharks 4)
LAST DETROIT WIN: Feb. 28, 2013 (Detroit 2 @ Sharks 1 SO)
LAST SHARKS SHUTOUT: Oct. 21, 2013 (Sharks 1 @ Detroit 0 SO) (Antti Niemi)
LAST DETROIT SHUTOUT: Dec. 18, 2009 (Sharks 0 @ Detroit 5) (Ty Conklin)
LAST SHARKS WIN AT HOME: Jan. 9, 2014 (Detroit 1 @ Sharks 4)
LAST DETROIT WIN AT HOME: Feb. 19, 2012 (Sharks 2 @ Detroit 3)
LAST SHARKS WIN AT DETROIT: Oct. 21, 2013 (Sharks 1 @ Detroit 0 SO)
LAST DETROIT WIN AT SHARKS: Feb. 28, 2013 (Detroit 2 @ Sharks 1 SO)
LAST SHARKS OVERTIME WIN AT HOME: Mar. 17, 2012 (Detroit 2 @ Sharks 3 OT)
LAST DETROIT OVERTIME WIN AT HOME: Oct. 17, 2005 (Sharks 2 @ Detroit 3 OT)
LAST SHARKS OVERTIME WIN AT DETROIT: None
LAST DETROIT OVERTIME WIN AT SHARKS: Oct. 4, 2001 (Detroit 4 @ Sharks 3 OT)
LAST SHARKS SHOOTOUT WIN: Oct. 21, 2013 (Sharks 1 @ Detroit 0 SO)
LAST SHARKS SHOOTOUT LOSS: Feb. 28, 2013 (Detroit 2 @ Sharks 1 SO)
MOST GOALS BY SHARKS: 9, Jan. 4, 2007 (Detroit 4 @ Sharks 9)
MOST GOALS BY DETROIT: 11, Feb. 15, 1991 (Sharks 1 @ Detroit 11)
MOST GOALS BY BOTH TEAMS: 13, Jan. 4, 2007 (Detroit 4 @ Sharks 9)
LAST SHARKS HAT TRICK: Patrick Marleau, Apr. 6, 2002 (Detroit 3 @ Sharks 6)
LAST DETROIT HAT TRICK: Mathieu Schneider, Nov. 26, 2005 (Detroit 7 @ Sharks 6)
LAST SHARKS PENALTY SHOT: Nils Ekman (Unsuccessful: Manny Legace), Feb. 28, 2006 (Detroit 1 @ Sharks 5)
LAST DETROIT PENALTY SHOT: Igor Larionov (Successful: Arturs Irbe), Nov. 22, 1995 (Sharks 2 @ Detroit 5)

ALL-TIME SAN JOSE VS. DETROIT

VS DETROIT	W	L	T	OL
SJ ALL-TIME Record	29	46	4	5
SJ HOME	19	19	3	2
SJ ROAD	10	27	1	3

2013-14 RESULTS

DATE	SITE	W	L	OT	SJ	OPP
10/21/2013	A	1	0	0	1	0
1/9/2014	H	1	0	0	4	1

2013-14 RED WINGS LEADERS

GOALS	Gustav Nyquist, 28
ASSISTS	Niklas Kronwall, 41
POINTS	Daniel Alfredsson & Niklas Kronwall, 49
SHOTS	Tomas Tatar, 158
GAA	Jonas Gustavsson, 2.63
WINS	Jimmy Howard, 21
SHUTOUTS	Jimmy Howard, 2
SAVE %	Jimmy Howard, .910
RECORD	39-28-15, 93 pts. 4th/Atlantic Division 8th/Eastern Conference

2014 PLAYOFFS

EASTERN FIRST ROUND: Lost to Boston, 4-1

NOTES

- On April 6, 2002, in a 6-3 victory, Patrick Marleau recorded the Sharks first hat trick against the Red Wings (and first of his career).
- On Feb. 11, 2004, Mike Ricci played in his 1,000th NHL game.
- On Feb. 28, 2006, The Sharks scored a franchise record five power play goals in a 5-1 win.
- On Jan. 4, 2007, Patrick Marleau became the team's all-time scoring leader, surpassing Owen Nolan's 451 points, with a four-point game (a goal and three assists).
- On Nov. 5 2009, rookie Logan Couture scored his first NHL goal in a 2-1 shootout loss.
- On Nov. 30, 2010 at HP Pavilion: Joe Thornton recorded his 500th point in a Sharks uniform (assist) in a 5-3 loss.
- On Mar. 28, 2013, Antti Niemi set a franchise record by becoming the first goaltender to record shutouts on consecutive days (3/27 vs. Anaheim), and both teams combined for one penalty and two PIM's to set a franchise record for fewest combined penalties and penalty minutes in a home game. The Sharks were held without a power play opportunity for only the fourth time in franchise history.

NHL






EDMONTON OILERS

REXALL PLACE
7424 118th Ave
Edmonton, Alberta T5B 4M9
Phone: 780-414-4000 Fax:
780-409-5848

TEAM OFFICES/MAILING ADDRESS
11230 110th St
Edmonton, Alberta
T5G 3H7

AHL AFFILIATE
Oklahoma City Barons



Ryan Nugent-Hopkins

G.M.: Craig MacTavish
Coach: Dallas Eakins
P.R.: J.J. Hebert, Patrick Garland, Shawn May
Press Box: 780-409-3780

FAST FACTS

LAST SHARKS WIN: Apr. 1, 2014 (Edmonton 4 @ Sharks 5)
LAST EDMONTON WIN: Jan. 29, 2014 (Sharks 0 @ Edmonton 3)
LAST SHARKS SHUTOUT: Jan. 29, 2008 (Sharks 3 @ Edmonton 0) (Evgeni Nabokov)
LAST EDMONTON SHUTOUT: Jan. 29, 2014 (Sharks 0 @ Edmonton 3) (Ben Scrivens)
LAST SHARKS WIN AT HOME: Apr. 1, 2014 (Edmonton 4 @ Sharks 5)
LAST EDMONTON WIN AT HOME: Jan. 29, 2014 (Sharks 0 @ Edmonton 3)
LAST SHARKS WIN AT EDMONTON: Mar. 25, 2014 (Sharks 5 @ Edmonton 2)
LAST EDMONTON WIN AT SHARKS: Mar. 6, 2012 (Edmonton 3 @ Sharks 2 SO)
LAST SHARKS OVERTIME WIN AT HOME: Dec. 11, 2001 (Edmonton 4 @ Sharks 5 OT)
LAST EDMONTON OVERTIME WIN AT HOME: Nov. 11, 2005 (Sharks 1 @ Edmonton 2 SO)
LAST SHARKS OVERTIME WIN AT EDMONTON: None
LAST EDMONTON OVERTIME WIN AT SHARKS: Dec. 6, 2008 (Edmonton 3 @ Sharks 2 OT)
LAST SHARKS SHOOTOUT WIN: Mar. 20, 2013 (Sharks 4 @ Edmonton 3 SO)
LAST SHARKS SHOOTOUT LOSS: Mar. 6, 2012 (Edmonton 3 @ Sharks 2 SO)
MOST GOALS BY SHARKS: 6, 6 times, MR, Jan. 22, 2013 (Sharks 6 @ Edmonton 3)
MOST GOALS BY EDMONTON: 9, Jan. 21, 1992 (Sharks 2 @ Edmonton 9)
MOST GOALS BY BOTH TEAMS: 11, 2 times, MR, Mar. 13, 1996 (Edmonton 8 @ Sharks 3)
LAST SHARKS HAT TRICK: Joe Pavelski, Mar. 25, 2014 (Sharks 5 @ Edmonton 2)
LAST EDMONTON HAT TRICK: Ryan Smyth, Oct. 12, 2006 (Sharks 4 @ Edmonton 6)
LAST SHARKS PENALTY SHOT: Jeff Friesen (Unsuccessful: Dominic Roussel), Jan. 24, 2001 (Edmonton 1 @ Sharks 6)
LAST EDMONTON PENALTY SHOT: Mike Comrie (Unsuccessful: Vesa Toskala), Apr. 3, 2003 (Sharks 3 @ Edmonton 3)

ALL-TIME SAN JOSE VS. EDMONTON

VS EDMONTON	W	L	T	OL
SJ ALL-TIME Record	45	37	12	7
SJ HOME	26	14	6	4
SJ ROAD	19	23	6	3

2013-14 RESULTS

DATE	SITE	W	L	OT	SJ	OPP
11/15/2013	A	1	0	0	3	1
1/2/2014	H	1	0	0	5	1
1/29/2014	A	0	1	0	0	3
3/25/2014	A	1	0	0	5	2
4/1/2014	H	1	0	0	5	4

2013-14 OILERS LEADERS

GOALS	Jordan Eberle & David Perron, 28
ASSISTS	Taylor Hall, 53
POINTS	Taylor Hall, 80
SHOTS	Taylor Hall, 250
GAA	Ilya Bryzgalov & Ben Scrivens, 3.01
WINS	Devan Dubnyk, 11
SHUTOUTS	Devan Dubnyk, 2
SAVE %	Ben Scrivens, .916
RECORD	29-44-9, 67 pts. 7th/Pacific Division 14th/Western Conference

2014 PLAYOFFS

Did not qualify

NOTES

- On Feb. 12, 200, the Sharks played their first penalty-free game in team history...
- On Oct. 17, 2002, Vincent Damphousse recorded his 400th goal (becoming only the 71st player in League history to accomplish the feat) in a 4-3 victory.
- On Feb. 17, 2009, Patrick Marleau recorded his 600th career point with goal number 31 of the season. Marleau later scored his fourth short-handed goal of the season, bringing his career point tally to 601 in a 4-2 win.
- On Jan. 22, 2013, the Sharks scored six goals in the first period, setting franchise records for fastest six goals to start a game (19:20), most goals for in a single period on the road (6), most goals allowed by an opposing goaltender in a period (Devyn Dubnyk), and tying the franchise mark for most power play goals in a period (3).
- On Mar. 20, 2013, Marc-Edouard Vlasic played in his 500th NHL game, becoming the 74th player to achieve that mark at or before the age of 25, in the Sharks 4-3 shootout victory.
- On Jan. 29, 2014, the Sharks fired 59 shots on net to set a franchise record for most shots in a single game, but Oilers goaltender Ben Scrivens stopped them all to register a shutout in a 3-0 victory over San Jose. The Sharks also set a new franchise mark for shot differential (59 shots for, 27 shots against, +32 shot differential) in the loss.



FLORIDA PANTHERS

BB&T CENTER

One Panther Parkway
Sunrise, Fla. 33323
Phone: 954-835-7000
Fax: 954-835-7700

PRACTICE FACILITY

Panthers IceDen
3299 Sportsplex Drive
Coral Springs, Fla. 33065
Phone: 954-341-9956

AHL AFFILIATE

San Antonio Rampage



Aleksander Barkov

G.M.: Dale Tallon
Coach: Gerard Gallant
P.R.: Justin Copertino
Press Box: 954-835-7753

FAST FACTS

LAST SHARKS WIN: Jan. 16, 2014 (Sharks 3 @ Florida 0)
LAST FLORIDA WIN: Mar. 18, 2014 (Florida 3 @ Sharks 2)
LAST SHARKS SHUTOUT: Jan. 16, 2014 (Sharks 3 @ Florida 0) (Alex Stalock)
LAST FLORIDA SHUTOUT: None
LAST SHARKS WIN AT HOME: Dec. 8, 2005 (Florida 2 @ Sharks 6)
LAST FLORIDA WIN AT HOME: Feb. 13, 2011 (Sharks 2 @ Florida 3)
LAST SHARKS WIN AT FLORIDA: Jan. 16, 2014 (Sharks 3 @ Florida 0)
LAST FLORIDA WIN AT SHARKS: Mar. 18, 2014 (Florida 3 @ Sharks 2)
LAST SHARKS OVERTIME WIN AT HOME: None
LAST FLORIDA OVERTIME WIN AT HOME: None
LAST SHARKS OVERTIME WIN AT FLORIDA: None
LAST FLORIDA OVERTIME WIN AT SHARKS: Jan. 13, 2010 (Florida 3 @ Sharks 2 OT)
LAST SHARKS SHOOTOUT WIN: None
LAST SHARKS SHOOTOUT LOSS: None
MOST GOALS BY SHARKS: 7, Nov. 16, 2002 (Sharks 7 @ Florida 3)
MOST GOALS BY FLORIDA: 5, 2 times, MR, Dec. 3, 2011 (Florida 5 @ Sharks 3)
MOST GOALS BY BOTH TEAMS: 10, Nov. 16, 2002 (Sharks 7 @ Florida 3)
LAST SHARKS HAT TRICK: Alyn McCauley, Nov. 1, 2003 (Sharks 6 @ Florida 2)
LAST FLORIDA HAT TRICK: None
LAST SHARKS PENALTY SHOT: None
LAST FLORIDA PENALTY SHOT: None

ALL-TIME SAN JOSE VS. FLORIDA

VS FLORIDA	W	L	T	OL
SJ ALL-TIME Record	10	8	7	1
SJ HOME	6	4	2	1
SJ ROAD	4	4	5	0

2013-14 RESULTS

DATE	SITE	W	L	OT	SJ	OPP
1/16/2014	A	1	0	0	3	0
3/18/2014	H	0	1	0	2	3

2013-14 PANTHERS LEADERS

GOALS	Brad Boyes, 21
ASSISTS	Brian Campbell, 30
POINTS	Nick Bjugstad, 38
SHOTS	Sean Bergenheim, 190
GAA	Tim Thomas, 2.87
WINS	Tim Thomas, 16
SHUTOUTS	None
SAVE %	Tim Thomas, .909
RECORD	29-45-8, 66 pts. 7th/Atlantic Division 15th/Eastern Conference

2014 PLAYOFFS

Did not qualify

NOTES

- On March 7, 2001, Scott Thornton posted his first career hat trick against Florida in a 3-3 tie.
- On Nov. 1, 2003, Alyn McCauley posted his first career hat trick (and first career multi-goal game) in a 6-2 win.
- On Dec. 8, 2005, the Sharks scored five or more goals in four consecutive games for the first time in franchise history in defeating the Panthers 6-2. On the same day, Patrick Marleau set two franchise records: most points in a four-game span (12) and four consecutive three-point games.
- On Mar 18, 2014, the Sharks set a franchise record for most shots in a period with 29 in the 3rd.
- On Jan. 16, 2014, Alex Stalock made 24 saves to secure his first career shutout and lead the Sharks to a 3-0 victory.

NHL





LOS ANGELES KINGS

STAPLES CENTER

1111 S. Figueroa St.
Los Angeles, Calif. 90015
Phone: 213-742-7100

PRACTICE FACILITY

Toyota Sports Center
555 N. Nash St.
El Segundo, Calif. 90245
Phone: 310-535-4500
Fax: 310-535-4507

AHL AFFILIATE

Manchester Monarchs



Tyler Toffoli

Pres/G.M.: Dean Lombardi

Coach: Darryl Sutter

P.R.: Mike Altieri, Mike

Kalinowski

Press Box: 213-742-7488

FAST FACTS

LAST SHARKS WIN: Apr. 3, 2014 (Los Angeles 1 @ Sharks 2)
LAST LOS ANGELES WIN: Jan. 27, 2014 (Los Angeles 1 @ Sharks 0)
LAST SHARKS SHUTOUT: Jan. 1, 2011 (Sharks 1 @ Los Angeles 0) (Antti Niemi)
LAST LOS ANGELES SHUTOUT: Jan. 27, 2014 (Los Angeles 1 @ Sharks 0) (Jonathan Quick)
LAST SHARKS WIN AT HOME: Apr. 3, 2014 (Los Angeles 1 @ Sharks 2)
LAST LOS ANGELES WIN AT HOME: Dec. 19, 2013 (Sharks 1 @ Los Angeles 4)
LAST SHARKS WIN AT LOS ANGELES: Apr. 5, 2012 (Sharks 6 @ Los Angeles 5 SO)
LAST LOS ANGELES WIN AT SHARKS: Jan. 27, 2014 (Los Angeles 1 @ Sharks 0)
LAST SHARKS OVERTIME WIN AT HOME: Apr. 7, 2012 (Los Angeles 2 @ Sharks 3 OT)
LAST LOS ANGELES OVERTIME WIN AT HOME: Oct. 30, 2013 (Sharks 3 @ Los Angeles 4)
LAST SHARKS OVERTIME WIN AT LOS ANGELES: Jan. 21, 2006 (Sharks 4 @ Los Angeles 3 OT)
LAST LOS ANGELES OVERTIME WIN AT SHARKS: Dec. 9, 2009 (Los Angeles 5 @ Sharks 4 OT)
LAST SHARKS SHOOTOUT WIN: Nov. 27, 2013 (Los Angeles 2 @ Sharks 3)
LAST SHARKS SHOOTOUT LOSS: Mar. 24, 2011 (Sharks 3 @ Los Angeles 4 SO)
MOST GOALS BY SHARKS: 7, 4 times, MR, Nov. 9, 2006 (Sharks 7 @ Los Angeles 3)
MOST GOALS BY LOS ANGELES: 11, Nov. 8, 1992 (Los Angeles 11 @ Sharks 4)
MOST GOALS BY BOTH TEAMS: 15, Nov. 8, 1992 (Los Angeles 11 @ Sharks 4)
LAST SHARKS HAT TRICK: Jonathan Cheechoo, Apr. 1, 2007 (Los Angeles 2 @ Sharks 6)
LAST LOS ANGELES HAT TRICK: Mike Donnelly, Nov. 8, 1992 (Los Angeles 11 @ Sharks 4)
LAST SHARKS PENALTY SHOT: Tommy Wingels (Unsuccessful: Jonathan Bernier), Mar. 16, 2013 (Sharks 2 @ Los Angeles 5)
LAST LOS ANGELES PENALTY SHOT: Ladislav Nagy (Unsuccessful: Evgeni Nabokov), Nov. 24, 2007 (Los Angeles 2 @ Sharks 1)

ALL-TIME SAN JOSE VS. LOS ANGELES

VS LOS ANGELES	W	L	T	OL
SJ ALL-TIME Record	67	50	7	7
SJ HOME	42	19	3	2
SJ ROAD	25	31	4	5

2013-14 RESULTS

DATE	SITE	W	L	OT	SJ	OPP
10/30/2013	A	0	0	1	3	4
11/27/2013	H	1	0	0	3	2
12/19/2013	A	0	1	0	1	4
1/27/2014	H	0	1	0	0	1
4/3/2014	H	1	0	0	2	1

2013-14 KINGS LEADERS

GOALS	Anze Kopitar, 29
ASSISTS	Anze Kopitar, 41
POINTS	Anze Kopitar, 70
SHOTS	Jeff Carter, 256
GAA	Martin Jones, 1.81
WINS	Jonathan Quick, 27
SHUTOUTS	Jonathan Quick, 6
SAVE %	Martin Jones, .934
RECORD	46-28-8, 100 pts. 3rd/Pacific Division 6th/Western Conference

2014 PLAYOFFS

WESTERN FIRST ROUND: Defeated SAN JOSE, 4-3
WESTERN SECOND ROUND: Defeated Anaheim, 4-3
WESTERN FINAL: Defeated Chicago, 4-3
STANLEY CUP FINAL: Defeated NY Rangers, 4-1

NOTES

- On Nov. 22, 2006, Joe Pavelski, who was called up from Worcester earlier in the day, scored his first NHL goal in his first NHL game. The same night, rookie defenseman Marc-Edouard Vlasic scored his first NHL goal and recorded his first multi-point game (1-1-2).
- On Dec. 12, 2006, Patrick Marleau set a Sharks franchise record for most games played in a 3-1 win. Marleau skated in his 672nd game, passing Mike Rathje on the all-time games played list.
- On Jan. 11, 2007, Patrick Marleau became the all-time leading goal scorer in Sharks history as the Sharks defeated the Kings, 5-2.
- On April 1, 2007, Joe Thornton set a franchise record for assists in a period with four and tied a franchise record for most assists in a game (four).
- On April 4, 2011, the Sharks clinched the Pacific Division for the fourth consecutive season and sixth time as Joe Thornton recorded a goal and an assist (points No. 998 and 999). His 20th goal of the season gave him 11 consecutive seasons of 20 goals or more, the second longest active streak in the NHL next to Calgary's Jarome Iginla (12).
- On March 14, 2013, in the Sharks 4-3 victory over Los Angeles, Head Coach Todd McLellan won his 207th game as Sharks Head Coach to surpass Ron Wilson and become the winningest coach in franchise history.
- On Apr. 3, 2014, the Sharks set a franchise record with 52 hits in a potential first-round playoff preview.



MINNESOTA WILD

XCEL ENERGY CENTER

199 West Kellogg Boulevard
(arena address)

175 West Kellogg Boulevard,
Suite 501 (mailing address)

St. Paul, Minn. 55102

Phone: 651-602-6000

Fax: 651-293-9574



Nino Niederreiter

PRACTICE FACILITY

Braemar Arena
7501 Ikola Way
Edina, MN 55439
Phone: 952-822-9500

AHL AFFILIATE

Iowa Wild

FAST FACTS

LAST SHARKS WIN: Jan. 25, 2014 (Minnesota 2 @ Sharks 3)

LAST MINNESOTA WIN: Dec. 8, 2013 (Sharks 1 @ Minnesota 3)

LAST SHARKS SHUTOUT: Mar. 6, 2007 (Sharks 3 @ Minnesota 0) (Evgeni Nabokov)

LAST MINNESOTA SHUTOUT: Mar. 23, 2013 (Sharks 0 @ Minnesota 2) (Niklas Backstrom)

LAST SHARKS WIN AT HOME: Jan. 25, 2014 (Minnesota 2 @ Sharks 3)

LAST MINNESOTA WIN AT HOME: Dec. 8, 2013 (Sharks 1 @ Minnesota 3)

LAST SHARKS WIN AT MINNESOTA: Apr. 2, 2010 (Sharks 3 @ Minnesota 2)

LAST MINNESOTA WIN AT SHARKS: Dec. 6, 2011 (Minnesota 2 @ Sharks 1)

LAST SHARKS OVERTIME WIN AT HOME: None

LAST MINNESOTA OVERTIME WIN AT HOME: Oct. 31, 2002 (Sharks 1 @ Minnesota 2 OT)

LAST SHARKS OVERTIME WIN AT MINNESOTA: Mar. 10, 2009 (Sharks 5 @ Minnesota 4 OT)

LAST MINNESOTA OVERTIME WIN AT SHARKS: Mar. 5, 2009 (Minnesota 4 @ Sharks 3 OT)

LAST SHARKS SHOOTOUT WIN: Mar. 19, 2008 (Minnesota 3 @ Sharks 4 SO)

LAST SHARKS SHOOTOUT LOSS: Jan. 10, 2012 (Sharks 4 @ Minnesota 5 SO)

MOST GOALS BY SHARKS: 6, Apr. 18, 2013 (Minnesota 1 @ Sharks 6)

MOST GOALS BY MINNESOTA: 6, Oct. 19, 2005 (Sharks 1 @ Minnesota 6)

MOST GOALS BY BOTH TEAMS: 9, 2 times, MR, Jan. 10, 2012 (Sharks 4 @ Minnesota 5)

LAST SHARKS HAT TRICK: None

LAST MINNESOTA HAT TRICK: Brian Rolston, Nov. 5, 2005 (Minnesota 3 @ Sharks 1)

LAST SHARKS PENALTY SHOT: Andrew Desjardins (Unsuccessful: Niklas Backstrom), Mar. 23, 2013 (Sharks 0 @ Minnesota 2)

LAST MINNESOTA PENALTY SHOT: James Shepard (Unsuccessful: Evgeni Nabokov), Apr. 2, 2010 (Sharks 3 @ Minnesota 2)

ALL-TIME SAN JOSE VS. MINNESOTA

VS MINNESOTA	W	L	T	OL
SJ ALL-TIME Record	28	15	2	5
SJ HOME	17	6	1	2
SJ ROAD	11	9	1	3

2013-14 RESULTS

DATE	SITE	W	L	OT	SJ	OPP
12/8/2013	A	0	1	0	1	3
12/12/2013	H	1	0	0	3	1
1/25/2014	H	1	0	0	3	2

2013-14 WILD LEADERS

GOALS	Jason Pominville, 30
ASSISTS	Mikko Koivu, 43
POINTS	Jason Pominville, 60
SHOTS	Zach Parise, 245
GAA	Josh Harding, 1.65
WINS	Josh Harding, 18
SHUTOUTS	Josh Harding, 3
SAVE %	Josh Harding, .933
RECORD	43-27-12, 98 pts. 4th/Central Division 7th/Western Conference

2014 PLAYOFFS

WESTERN FIRST ROUND: Defeated Colorado, 4-3

WESTERN SECOND ROUND: Lost to Chicago, 4-2

NOTES

- On March 5, 2009, the Sharks had no penalties for the entire game, the third time that has happened in franchise history (first time at home).
- On Jan. 30, 2010, Jason Demers scored two power play goals, only the third time in franchise history that a defenseman scored two power play goals in a single game (Doug Wilson and Dan Boyle).
- On Jan. 10, 2012, Patrick Marleau recorded his 800th NHL point, assisting on Dan Boyle's goal, in a 5-4 SO loss to the Wild.
- On Jan. 25, 2014, Joe Thornton scored twice, including the overtime, game-winning goal, while Patrick Marleau scored as well to help push the Sharks winning streak to six games. Thornton and Marleau provided the Sharks offense just one day after each signing three-year contract extensions.





MONTREAL CANADIENS

BELL CENTRE


1909 avenue des Canadiens-de-Montreal
Montreal, Quebec H3B 5E8
Phone: 514-932-2582 Fax:
514-932-8285

PRACTICE FACILITY

Bell Sports Complex
8000 Blvd Leduc
Brossard, Quebec J4Y 0E9
Phone: 450-926-2887 #224
Fax: 450-926-2885

AHL AFFILIATE

Hamilton Bulldogs



Alex Galchenyuk

G.M.: Marc Bergevin

Coach: Michel Therrien

P.R.: Donald Beauchamp,
Dominick Saillant, Francois
Marchand, Sylvie Lambert,
Carl Lavigne

Press Box: 514-989-2872

FAST FACTS

LAST SHARKS WIN: Mar. 8, 2014 (Montreal 0 @ Sharks 4)

LAST MONTREAL WIN: Dec. 4, 2010 (Sharks 1 @ Montreal 3)

LAST SHARKS SHUTOUT: Mar. 8, 2014 (Montreal 0 @ Sharks 4) (Antti Niemi)

LAST MONTREAL SHUTOUT: Feb. 12, 1996 (Sharks 0 @ Montreal 3) (Jocelyn Thibault)

LAST SHARKS WIN AT HOME: Mar. 8, 2014 (Montreal 0 @ Sharks 4)

LAST MONTREAL WIN AT HOME: Dec. 4, 2010 (Sharks 1 @ Montreal 3)

LAST SHARKS WIN AT MONTREAL: Oct. 26, 2013 (Sharks 2 @ Montreal 0)

LAST MONTREAL WIN AT SHARKS: Nov. 23, 1999 (Montreal 3 @ Sharks 2 OT)

LAST SHARKS OVERTIME WIN AT HOME: Nov. 2, 1996 (Montreal 3 @ Sharks 4 OT)

LAST MONTREAL OVERTIME WIN AT HOME: None

LAST SHARKS OVERTIME WIN AT MONTREAL: None

LAST MONTREAL OVERTIME WIN AT SHARKS: Nov. 23, 1999 (Montreal 3 @ Sharks 2 OT)

LAST SHARKS SHOOTOUT WIN: Dec. 1, 2011 (Montreal 3 @ Sharks 4 SO)

LAST SHARKS SHOOTOUT LOSS: None

MOST GOALS BY SHARKS: 7, Feb. 26, 1996 (Montreal 4 @ Sharks 7)

MOST GOALS BY MONTREAL: 8, Oct. 21, 1992 (Sharks 4 @ Montreal 8)

MOST GOALS BY BOTH TEAMS: 12, Oct. 21, 1992 (Sharks 4 @ Montreal 8)

LAST SHARKS HAT TRICK: None

LAST MONTREAL HAT TRICK: Stephane LeBeau, Feb. 12, 1992 (Sharks 1 @ Montreal 6)

LAST SHARKS PENALTY SHOT: Dan Boyle (Unsuccessful: Carey Price), Mar. 4, 2010 (Montreal 2 @ Sharks 3)

LAST MONTREAL PENALTY SHOT: None

ALL-TIME SAN JOSE VS. MONTREAL

VS MONTREAL	W	L	T	OL
SJ ALL-TIME Record	12	13	4	1
SJ HOME	9	3	2	1
SJ ROAD	3	10	2	0

2013-14 RESULTS

DATE	SITE	W	L	OT	SJ	OPP
10/26/2013	A	1	0	0	2	0
3/8/2014	H	1	0	0	4	0

2013-14 CANADIENS LEADERS

GOALS	Max Pacioretty, 39
ASSISTS	P.K. Subban, 43
POINTS	Max Pacioretty, 60
SHOTS	Max Pacioretty, 270
GAA	Carey Price, 2.32
WINS	Carey Price, 34
SHUTOUTS	Carey Price, 6
SAVE %	Carey Price, .927
RECORD	46-28-8, 100 pts. 3rd/Atlantic Division 4th/Eastern Conference

2014 PLAYOFFS

EASTERN FIRST ROUND: Defeated Tampa Bay, 4-0

EASTERN SECOND ROUND: Defeated Boston, 4-3

EASTERN FINAL: Lost to NY Rangers, 4-2

NOTES

- On Jan. 27, 2002, Sergei Berezin scored Montreal's second goal, the 10,000th home goal for the Canadiens.
- On Jan. 14, 2006, the Sharks lost a 6-2 decision to the Canadiens, the only Eastern Conference opponent to defeat the Sharks in 2005-06.
- On Mar. 8, 2014, Antti Niemi became the first goaltender since Martin Biron (2001-02) to shut out the Canadiens twice in one season.





NASHVILLE PREDATORS

BRIDGESTONE ARENA

501 Broadway
Nashville, Tenn. 37203
Phone: 615-770-2300
Fax: 615-770-2309

PRACTICE FACILITY

Centennial Sportsplex
222 25th Avenue North
Nashville, Tenn. 37203
Phone: 615-862-8480

AHL AFFILIATE

Milwaukee Admirals



Seth Jones

G.M.: David Poile

Coach: Peter Laviolette

P.R.: Gerry Helper, Kevin
Wilson, Alexis Witman

Press Box: 615-770-2165

FAST FACTS

LAST SHARKS WIN: Mar. 2, 2013 (Nashville 1 @ Sharks 2)
LAST NASHVILLE WIN: Apr. 5, 2014 (Nashville 3 @ Sharks 0)
LAST SHARKS SHUTOUT: Oct. 20, 2007 (Nashville 0 @ Sharks 3) (Evgeni Nabokov)
LAST NASHVILLE SHUTOUT: Apr. 5, 2014 (Nashville 3 @ Sharks 0) (Carter Hutton)
LAST SHARKS WIN AT HOME: Mar. 2, 2013 (Nashville 1 @ Sharks 2)
LAST NASHVILLE WIN AT HOME: Jan. 7, 2014 (Sharks 2 @ Nashville 3)
LAST SHARKS WIN AT NASHVILLE: Oct. 25, 2011 (Sharks 3 @ Nashville 1)
LAST NASHVILLE WIN AT SHARKS: Apr. 5, 2014 (Nashville 3 @ Sharks 0)
LAST SHARKS OVERTIME WIN AT HOME: Mar. 8, 2011 (Nashville 2 @ Sharks 3 OT)
LAST NASHVILLE OVERTIME WIN AT HOME: Feb. 12, 2013 (Sharks 0 @ Nashville 1 OT)
LAST SHARKS OVERTIME WIN AT NASHVILLE: Feb. 15, 2011 (Sharks 2 @ Nashville 1 OT)
LAST NASHVILLE OVERTIME WIN AT SHARKS: Nov. 5, 2011 (Nashville 4 @ Sharks 3 OT)
LAST SHARKS SHOOTOUT WIN: Mar. 15, 2012 (Nashville 1 @ Sharks 2 SO)
LAST SHARKS SHOOTOUT LOSS: Feb. 2, 2013 (Nashville 2 @ Sharks 1 SO)
MOST GOALS BY SHARKS: 8, Mar. 11, 2010 (Nashville 5 @ Sharks 8)
MOST GOALS BY NASHVILLE: 7, Feb. 18, 2004 (Sharks 3 @ Nashville 7)
MOST GOALS BY BOTH TEAMS: 13, Mar. 11, 2010 (Nashville 5 @ Sharks 8)
LAST SHARKS HAT TRICK: Jonathan Cheechoo, Feb. 9, 2008 (Nashville 3 @ Sharks 4)
LAST NASHVILLE HAT TRICK: Steve Sullivan, Feb. 18, 2004 (Sharks 3 @ Nashville 7)
LAST SHARKS PENALTY SHOT: None
LAST NASHVILLE PENALTY SHOT: Martin Erat (Unsuccessful: Evgeni Nabokov), Feb. 28, 2007 (Nashville 4 @ Sharks 3 SO)

ALL-TIME SAN JOSE VS. NASHVILLE

VS NASHVILLE	W	L	T	OL
SJ ALL-TIME Record	29	21	2	6
SJ HOME	17	7	1	3
SJ ROAD	12	14	1	1

2013-14 RESULTS

DATE	SITE	W	L	OT	SJ	OPP
12/14/2013	A	0	1	0	2	3
1/7/2014	A	0	1	0	2	3
4/5/2014	H	0	1	0	0	3

2013-14 PREDATORS LEADERS

GOALS	Craig Smith, 24
ASSISTS	Shea Weber, 33
POINTS	Shea Weber, 56
SHOTS	Patric Hornqvist, 248
GAA	Carter Hutton, 2.62
WINS	Carter Hutton, 20
SHUTOUTS	Pekka Rinne & Marek Mazanec, 2
SAVE %	Carter Hutton, .910
RECORD	38-32-12, 88 pts. 6th/Central Division 10th/Western Conference

2014 PLAYOFFS

Did not qualify

NOTES

- On Nov. 10, 1998, Mike Rathje scored the first Sharks goal in team history against Nashville.
- On Oct. 24, 2002, Jonathan Cheechoo scored his first NHL goal - the game-winner - in a 2-1 victory.
- On Feb. 9, 2008, Ron Wilson coached his 500th victory of his career and Jeremy Roenick played in his 1,300th NHL game.
- Nov. 11, 2008 at HP Pavilion: The Sharks set a franchise record for shots in a game with 57.
- On March 11, 2010, the Sharks tied a franchise record by scoring six goals in the third period in an 8-5 win. Joe Pavelski tied a franchise record with four points in the third period.
- On March 8, 2011, Patrick Marleau became the first Shark to record three, overtime-winning goals in the same season with his game-winner in a 3-2 decision.
- On Mar. 2, 2013, Joe Thornton scored his 1,100th career point, assisting on power play goals by Dan Boyle and Joe Pavelski, in a 2-1 regulation victory.





NEW JERSEY DEVILS

PRUDENTIAL CENTER

25 Lafayette Street
Newark, N.J. 07102
Phone: 973-757-6100 Fax:
973-757-6399

PRACTICE FACILITY

AmeriHealth Pavilion
25 Lafayette Street
Newark, N.J. 07102
Phone: 973-757-6100
Fax: 973-757-6399

AHL AFFILIATE

Albany Devils



Adam Henrique

Pres./G.M.: Lou Lamoriello

Coach: Peter DeBoer

P.R.: Mike Levine, Pete

Albietz, Dan Beam

Press Box: 973-757-2913,
973-757-6595

FAST FACTS

LAST SHARKS WIN: Mar. 2, 2014 (Sharks 4 @ New Jersey 2)

LAST NEW JERSEY WIN: Feb. 11, 2011 (Sharks 1 @ New Jersey 2)

LAST SHARKS SHUTOUT: Nov. 25, 2006 (New Jersey 0 @ Sharks 2) (Evgeni Nabokov)

LAST NEW JERSEY SHUTOUT: Mar. 29, 1993 (Sharks 0 @ New Jersey 5) (Chris Terreri)

LAST SHARKS WIN AT HOME: Nov. 23, 2013 (New Jersey 1 @ Sharks 2)

LAST NEW JERSEY WIN AT HOME: Feb. 11, 2011 (Sharks 1 @ New Jersey 2)

LAST SHARKS WIN AT NEW JERSEY: Mar. 2, 2014 (Sharks 4 @ New Jersey 2)

LAST NEW JERSEY WIN AT SHARKS: Mar. 2, 2010 (New Jersey 4 @ Sharks 3)

LAST SHARKS OVERTIME WIN AT HOME: Nov. 28, 1999 (New Jersey 3 @ Sharks 4 OT)

LAST NEW JERSEY OVERTIME WIN AT HOME: Nov. 5, 2003 (Sharks 2 @ New Jersey 3 OT)

LAST SHARKS OVERTIME WIN AT NEW JERSEY: None

LAST NEW JERSEY OVERTIME WIN AT SHARKS: Jan. 22, 2003 (New Jersey 5 @ Sharks 4 OT)

LAST SHARKS SHOOTOUT WIN: Oct. 21, 2011 (Sharks 4 @ New Jersey 3 SO)

LAST SHARKS SHOOTOUT LOSS: None

MOST GOALS BY SHARKS: 5, 2 times, MR, Oct. 27, 2010 (New Jersey @ Sharks 5)

MOST GOALS BY NEW JERSEY: 9, Oct. 26, 1991 (Sharks 0 @ New Jersey 9)

MOST GOALS BY BOTH TEAMS: 11, Feb. 15, 2009 (Sharks 5 @ New Jersey 6)

LAST SHARKS HAT TRICK: Joe Thornton, Oct. 27, 2010 (New Jersey 2 @ Sharks 5)

LAST NEW JERSEY HAT TRICK: Patrick Elias, Oct. 18, 2001 (Sharks 1 @ New Jersey 6)

LAST SHARKS PENALTY SHOT: None

LAST NEW JERSEY PENALTY SHOT: Zach Parise (Successful: Antti Niemi), Oct. 21, 2011 (Sharks 4 @ New Jersey 3 SO)

ALL-TIME SAN JOSE VS. NEW JERSEY

VS NEW JERSEY	W	L	T	OL
SJ ALL-TIME Record	12	15	2	2
SJ HOME	6	6	1	1
SJ ROAD	6	9	1	1

2013-14 RESULTS

DATE	SITE	W	L	OT	SJ	OPP
11/23/2013	H	1	0	0	2	1
3/2/2014	A	1	0	0	4	2

2013-14 DEVILS LEADERS

GOALS	Adam Henrique, 25
ASSISTS	Jaromir Jagr, 43
POINTS	Jaromir Jagr, 67
SHOTS	Jaromir Jagr, 231
GAA	Cory Schneider, 1.97
WINS	Martin Brodeur, 19
SHUTOUTS	Martin Brodeur & Cory Schneider, 3
SAVE %	Cory Schneider, .921
RECORD	35-29-18, 88 pts. 7th/Metropolitan Division 10th/Eastern Conference

2014 PLAYOFFS

Did not qualify

NOTES

- Joe Thornton has 44 points (18-26-44) in 36 games vs. New Jersey.
- On Nov. 25, 2006, the Sharks shutout the Devils for the first time in 23 meetings behind goals from Joe Thornton and Mike Grier. Evgeni Nabokov had 24 saves for the shutout.
- On Oct. 27, 2010, Joe Thornton had a hat trick and a career-high five points in a 5-2 Sharks win.
- On October 21, 2011, Joe Thornton recorded a goal and an assist in his 1,000th career NHL game in the Sharks 4-3 shootout win.



NEW YORK ISLANDERS

NASSAU VETERANS MEMORIAL COLISEUM

1255 Hempstead Turnpike
Uniondale, NY 11553
Phone: 516-501-6700
Fax: 516-501-6746

PRACTICE FACILITY

Islanders Iceworks
175 Underhill Blvd
Syosset, N.Y. 11741
Phone: 4516-496-2277

AHL AFFILIATE

Bridgeport Sound Tigers



Travis Hamonic

G.M.: Garth Snow
Coach: Jack Capuano
P.R.: Kimber Auerbach, Jesse Eisenberg
Press Box: 516-501-6792

FAST FACTS

LAST SHARKS WIN: Mar. 14, 2014 (Sharks 4 @ Islanders 3)
LAST ISLANDERS WIN: Dec. 10, 2013 (Islanders 3 @ Sharks 2 SO)
LAST SHARKS SHUTOUT: Oct. 7, 2006 (Islanders 0 @ Sharks 2) (Evgeni Nabokov)
LAST ISLANDERS SHUTOUT: Feb. 19, 2003 (Sharks 0 @ Islanders 3) (Garth Snow)
LAST SHARKS WIN AT HOME: Nov. 11, 2009 (Islanders 1 @ Sharks 2 SO)
LAST ISLANDERS WIN AT HOME: Feb. 18, 2008 (Sharks 2 @ Islanders 3)
LAST SHARKS WIN AT ISLANDERS: Mar. 14, 2014 (Sharks 4 @ Islanders 3)
LAST ISLANDERS WIN AT SHARKS: Dec. 10, 2013 (Islanders 3 @ Sharks 2 SO)
LAST SHARKS OVERTIME WIN AT HOME: None
LAST ISLANDERS OVERTIME WIN AT HOME: None
LAST SHARKS OVERTIME WIN AT ISLANDERS: Oct. 29, 2011 (Sharks 3 @ Islanders 2 OT)
LAST ISLANDERS OVERTIME WIN AT SHARKS: Jan. 29, 2000 (Islanders 3 @ Sharks 2 OT)
LAST SHARKS SHOOTOUT WIN: Nov. 11, 2009 (Islanders 1 @ Sharks 2 SO)
LAST SHARKS SHOOTOUT LOSS: Dec. 10, 2013 (Islanders 3 @ Sharks 2 SO)
MOST GOALS BY SHARKS: 5, 3 times, MR, Jan. 3, 2009 (Islanders 3 @ Sharks 5)
MOST GOALS BY ISLANDERS: 8, Oct. 29, 1991 (Sharks 4 @ Islanders 8)
MOST GOALS BY BOTH TEAMS: 12, Oct. 29, 1991 (Sharks 4 @ Islanders 8)
LAST SHARKS HAT TRICK: None
LAST ISLANDERS HAT TRICK: Zigmund Palffy, Oct. 16, 1997 (Islanders 5 @ Sharks 2)
LAST SHARKS PENALTY SHOT: None
LAST ISLANDERS PENALTY SHOT: None

ALL-TIME SAN JOSE VS. NEW YORK

VS NEW YORK	W	L	T	OL
SJ ALL-TIME Record	15	11	3	2
SJ HOME	8	5	1	2
SJ ROAD	7	6	2	0

2013-14 RESULTS

DATE	SITE	W	L	OT	SJ	OPP
12/10/2013	H	0	0	1	2	3
3/14/2014	A	1	0	0	4	3

2013-14 ISLANDERS LEADERS

GOALS	Kyle Okposo, 27
ASSISTS	Kyle Okposo & John Tavares, 42
POINTS	Kyle Okposo, 69
SHOTS	Kyle Okposo, 195
GAA	Evgeni Nabokov, 2.74
WINS	Evgeni Nabokov, 15
SHUTOUTS	Evgeni Nabokov, 4
SAVE %	Evgeni Nabokov, .905
RECORD	34-37-11, 79 pts. 8th/Metropolitan Division 14th/Eastern Conference

2014 PLAYOFFS

Did not qualify

NOTES

- The Sharks are 12-3-1-2 in the last 18 meetings with the Islanders
- The Sharks have seen 10 different Islanders goaltenders in the last 14 meetings...
- On October 17, 2009, Evgeni Nabokov appeared in his 500th career game and earned the win, stopping 31 shots. Ryan Vesce scored his first NHL goal which proved to be the game winner.
- On Mar 14, 2014, the Sharks avoided taking any penalties in a 4-3 win over the Islanders.

NHL





NEW YORK RANGERS

MADISON SQUARE GARDEN

14th Floor, Two
Pennsylvania Plaza
New York, N.Y. 10121
Phone: 212-465-6486
Fax: 212-465-6494



Martin St. Louis

PRACTICE FACILITY

MSG Training Center
711 Old Saw Mill River Road
Tarrytown, N.Y. 10591

AHL AFFILIATE

Hartford Wolf Pack

G.M.: Glen Sather

Coach: Alain Vigneault

P.R.: John Rosasco,

Lindsay Ganghamer,

Michael Rappaport

Press Box: 212-465-6761

FAST FACTS

LAST SHARKS WIN: Mar. 16, 2014 (Sharks 1 @ Rangers 0)

LAST RANGERS WIN: Oct. 31, 2011 (Sharks 2 @ Rangers 5)

LAST SHARKS SHUTOUT: Mar. 16, 2014 (Sharks 1 @ Rangers 0) (Antti Niemi)

LAST RANGERS SHUTOUT: Feb. 22, 1993 (Rangers 4 @ Sharks 0) (John Vanbiesbrouck)

LAST SHARKS WIN AT HOME: Oct. 8, 2013 (Rangers 2 @ Sharks 9)

LAST RANGERS WIN AT HOME: Oct. 31, 2011 (Sharks 2 @ Rangers 5)

LAST SHARKS WIN AT RANGERS: Mar. 16, 2014 (Sharks 1 @ Rangers 0)

LAST RANGERS WIN AT SHARKS: Mar. 12, 2011 (Rangers 3 @ Sharks 2 SO)

LAST SHARKS OVERTIME WIN AT HOME: None

LAST RANGERS OVERTIME WIN AT HOME: Dec. 16, 2002 (Sharks 1 @ Rangers 2 OT)

LAST SHARKS OVERTIME WIN AT RANGERS: None

LAST RANGERS OVERTIME WIN AT SHARKS: None

LAST SHARKS SHOOTOUT WIN: None

LAST SHARKS SHOOTOUT LOSS: Mar. 12, 2011 (Rangers 3 @ Sharks 2 SO)

MOST GOALS BY SHARKS: 7, Oct. 19, 2009 (Sharks 7 @ Rangers 3)

MOST GOALS BY RANGERS: 8, 2 times, MR, Jan. 25, 1994 (Rangers 8 @ Sharks 3)

MOST GOALS BY BOTH TEAMS: 11, 2 times, MR, Jan. 10, 1996 (Sharks 4 @ Rangers 7)

LAST SHARKS HAT TRICK: Tomas Hertl, Oct. 8, 2013 (Rangers 2 @ Sharks 9)

LAST RANGERS HAT TRICK: None

LAST SHARKS PENALTY SHOT: Patrick Marleau (Successful: Dan Blackburn), Nov. 11, 2002 (Rangers 5 @ Sharks 4)

LAST RANGERS PENALTY SHOT: None

ALL-TIME SAN JOSE VS. NEW YORK

VS NEW YORK	W	L	T	OL
SJ ALL-TIME Record	8	18	3	2
SJ HOME	4	10	2	1
SJ ROAD	4	8	1	1

2013-14 RESULTS

DATE	SITE	W	L	OT	SJ	OPP
10/8/2013	H	1	0	0	9	2
3/16/2014	A	1	0	0	1	0

2013-14 RANGERS LEADERS

GOALS	Rick Nash, 26
ASSISTS	Mats Zuccarello & Derek Stepan, 40
POINTS	Mats Zuccarello, 59
SHOTS	Brad Richards, 259
GAA	Cam Talbot, 1.64
WINS	Henrik Lundqvist, 33
SHUTOUTS	Henrik Lundqvist, 5
SAVE %	Cam Talbot, .941
RECORD	45-31-6, 96 pts. 2nd/Metropolitan Division 5th/Eastern Conference

2014 PLAYOFFS

EASTERN FIRST ROUND: Defeated Philadelphia, 4-3

EASTERN SECOND ROUND: Defeated Pittsburgh, 4-3

EASTERN FINAL: Defeated Montreal, 4-2

STANLEY CUP FINAL: Lost to Los Angeles, 4-1

NOTES

- On Feb. 17, 2008, Joe Thornton recorded his 500th assist of his career.
- On Oct. 22, 2001, former Ranger Adam Graves got his first point of the season with the Sharks after an emotional pre-game tribute in New York from the Rangers.
- On Nov. 11, 2002, Patrick Marleau scored on his first career penalty shot attempt in a 5-4 loss at San Jose against goaltender Dan Blackburn.
- On Oct. 8, 2013, buoyed by a four-goal performance by rookie forward Tomas Hertl, the Sharks routed New York 9-2 to break the nine-goal barrier for only the sixth time in franchise history. Hertl's four goals led him to become the fourth-youngest player in NHL history to score four or more goals and tied the franchise record of most goals in a single game (Owen Nolan, 12/19/95 @ Anaheim). Along with Hertl's performance, Sharks forward Matt Nieto registered his first NHL point and goal, finishing with three points (1-2=3) and Jason Demers set a career high in points and assists (0-3=3).



OTTAWA SENATORS

CANADIAN TIRE CENTRE

1000 Palladium Drive
Ottawa, Ontario K2V 1A5
Phone: 613-599-0250
Fax: 613-599-5562

PRACTICE FACILITY

Sensplex
1565 Maple Grove Road
Ottawa, Ontario K2V 1A3
Phone: 613-599-0363

AHL AFFILIATE

Binghamton Senators



Kyle Turris

G.M.: Bryan Murray
Coach: Paul MacLean
P.R.: Brian Morris, Chris Moore
Press Box: 613-599-0436

FAST FACTS

LAST SHARKS WIN: Oct. 27, 2013 (Sharks 5 @ Ottawa 2)
LAST OTTAWA WIN: Jan. 19, 2012 (Ottawa 4 @ Sharks 1)
LAST SHARKS SHUTOUT: Dec. 2, 2010 (Sharks 4 @ Ottawa 0) (Antti Niemi)
LAST OTTAWA SHUTOUT: Oct. 7, 1997 (Ottawa 1 @ Sharks 0) (Damien Rhodes)
LAST SHARKS WIN AT HOME: Oct. 12, 2013 (Ottawa 2 @ Sharks 3)
LAST OTTAWA WIN AT HOME: Dec. 19, 2002 (Sharks 3 @ Ottawa 9)
LAST SHARKS WIN AT OTTAWA: Oct. 27, 2013 (Sharks 5 @ Ottawa 2)
LAST OTTAWA WIN AT SHARKS: Jan. 19, 2012 (Ottawa 4 @ Sharks 1)
LAST SHARKS OVERTIME WIN AT HOME: Mar. 5, 2008 (Ottawa 2 @ Sharks 3 OT)
LAST OTTAWA OVERTIME WIN AT HOME: None
LAST SHARKS OVERTIME WIN AT OTTAWA: None
LAST OTTAWA OVERTIME WIN AT SHARKS: None
LAST SHARKS SHOOTOUT WIN: None
LAST SHARKS SHOOTOUT LOSS: None
MOST GOALS BY SHARKS: 5, 3 times, MR, Oct. 27, 2013 (Sharks 5 @ Ottawa 2)
MOST GOALS BY OTTAWA: 9, Dec. 19, 2002 (Sharks 3 @ Ottawa 9)
MOST GOALS BY BOTH TEAMS: 12, Dec. 19, 2002 (Sharks 3 @ Ottawa 9)
LAST SHARKS HAT TRICK: None
LAST OTTAWA HAT TRICK: Daniel Alfredsson, Mar. 1, 2001 (Sharks 4 @ Ottawa 8)
LAST SHARKS PENALTY SHOT: None
LAST OTTAWA PENALTY SHOT: Marian Hossa (Successful: Evgeni Nabokov), Oct. 18, 2003 (Ottawa 4 @ Sharks 1)

ALL-TIME SAN JOSE VS. OTTAWA

VS OTTAWA	W	L	T	OL
SJ ALL-TIME Record	13	9	4	0
SJ HOME	8	5	0	0
SJ ROAD	5	4	4	0

2013-14 RESULTS

DATE	SITE	W	L	OT	SJ	OPP
10/12/2013	H	1	0	0	3	2
10/27/2013	A	1	0	0	5	2

2013-14 SENATORS LEADERS

GOALS	Kyle Turris, 26
ASSISTS	Erik Karlsson, 54
POINTS	Erik Karlsson, 74
SHOTS	Erik Karlsson, 257
GAA	Craig Anderson, 3.00
WINS	Craig Anderson, 25
SHUTOUTS	Craig Anderson, 4
SAVE %	Robin Lehner, .913
RECORD	37-31-14, 88 pts. 5th/Atlantic Division 11th/Eastern Conference

2014 PLAYOFFS

Did not qualify

NOTES

- On Dec. 19, 2002, Mike Ricci played in his 900th career NHL game.
- On Dec. 1, 2009, Patrick Marleau played in his 900th career game and scored two goals, including the game-winner, in a 5-2 win.
- On Dec. 2, 2010, Justin Braun scored his first NHL goal.
- On Oct. 12, 2013, Tomas Hertl became the first player to seven goals in his first five NHL games since the Edmonton Oilers' Blair McDonald did it in 1979-80.
- On Oct. 27, 2013, goaltender Alex Stalock made 38 saves and earned the victory in his first career NHL start.





PHILADELPHIA FLYERS

WELLS FARGO CENTER

3601 S. Broad St.
Philadelphia, Pa. 19148
Phone: 215-465-4500
Fax: 215-218-7837

PRACTICE FACILITY

The Virtua Center
Flyers Skate Zone
601 Laurel Oak Road
Voorhees, N.J. 08043
Phone: 856-309-4444

AHL AFFILIATE

Lehigh Valley Phantoms



Sean Couturier

President: Paul Holmgren

G.M.: Ron Hextall

Coach: Craig Berube

P.R.: Zack Hill, Joe Sivilie,
Brian Smith

Press Box: 215-336-3600 x
2115

FAST FACTS

LAST SHARKS WIN: Feb. 27, 2014 (Sharks 7 @ Philadelphia 3)

LAST PHILADELPHIA WIN: Feb. 3, 2014 (Philadelphia 5 @
Sharks 2)

LAST SHARKS SHUTOUT: Feb. 28, 2012 (Philadelphia 0 @
Sharks 1) (Antti Niemi)

LAST PHILADELPHIA SHUTOUT: Oct. 16, 2003 (Philadelphia
0 @ Sharks 0) (Jeff Hackett)

LAST SHARKS WIN AT HOME: Feb. 28, 2012 (Philadelphia 0
@ Sharks 1)

LAST PHILADELPHIA WIN AT HOME: Dec. 21, 2000 (Sharks 3
@ Philadelphia 4)

LAST SHARKS WIN AT PHILADELPHIA: Feb. 27, 2014 (Sharks
7 @ Philadelphia 3)

LAST PHILADELPHIA WIN AT SHARKS: Feb. 3, 2014
(Philadelphia 5 @ Sharks 2)

LAST SHARKS OVERTIME WIN AT HOME: Oct. 18, 2008
(Philadelphia 4 @ Sharks 5 OT)

LAST PHILADELPHIA OVERTIME WIN AT HOME: None

LAST SHARKS OVERTIME WIN AT PHILADELPHIA: Feb. 3,
1994 (Sharks 3 @ Philadelphia 2 OT)

LAST PHILADELPHIA OVERTIME WIN AT SHARKS: Oct. 13,
1997 (Philadelphia 3 @ Sharks 2 OT)

LAST SHARKS SHOOTOUT WIN: Dec. 8, 2010 (Sharks 5 @
Philadelphia 4 SO)

LAST SHARKS SHOOTOUT LOSS: None

MOST GOALS BY SHARKS: 7, 2 times, MR, Feb. 27, 2014
(Sharks 7 @ Philadelphia 3)

MOST GOALS BY PHILADELPHIA: 8, Mar. 17, 1996 (Sharks 2
@ Philadelphia 8)

MOST GOALS BY BOTH TEAMS: 13, Oct. 22, 2008 (Sharks 7 @
Philadelphia 6 SO)

LAST SHARKS HAT TRICK: Joe Pavelski, Feb. 27, 2014 (Sharks
7 @ Philadelphia 3)

LAST PHILADELPHIA HAT TRICK: John LeClair, Mar. 17, 1996
(Sharks 2 @ Philadelphia 8)

LAST SHARKS PENALTY SHOT: None

LAST PHILADELPHIA PENALTY SHOT: None

ALL-TIME SAN JOSE VS. PHILADELPHIA

VS PHILADELPHIA	W	L	T	OL
SJ ALL-TIME Record	15	14	4	0
SJ HOME	7	8	2	0
SJ ROAD	8	6	2	0

2013-14 RESULTS

DATE	SITE	W	L	OT	SJ	OPP
2/3/2014	H	0	1	0	2	5
2/27/2014	A	1	0	0	7	3

2013-14 FLYERS LEADERS

GOALS	Wayne Simmonds, 29
ASSISTS	Claude Giroux, 58
POINTS	Claude Giroux, 86
SHOTS	Jakub Voracek, 235
GAA	Steve Mason, 2.50
WINS	Steve Mason, 33
SHUTOUTS	Steve Mason, 4
SAVE %	Steve Mason, .917
RECORD	42-30-10, 94 pts. 3rd/Metropolitan Division 6th/Eastern Conference

2014 PLAYOFFS

EASTERN FIRST ROUND: Lost to New York Rangers, 4-3

NOTES

- On Oct. 22, 2008, the Sharks scored a franchise record four goals in the first period at Philadelphia.
- On Feb. 3, 2014, Matt Nieto had his first career two-goal game, scoring twice in the first period, but San Jose surrendered four goals in the third and final frame in a 5-2 loss to the Flyers.
- On Feb. 27, 2014, Joe Pavelski recorded his second hat trick of the season, the second of his career, while Logan Couture and Raffi Torres each tallied two goals in their return to the lineup from injury in a 7-3 Sharks win.



PITTSBURGH PENGUINS

CONSOL ENERGY CENTER

1001 Fifth Avenue
Pittsburgh, Pa. 15219
Phone: 412-642-1300
Fax: 412-255-1980

PRACTICE FACILITY

Iceplex at Southpointe
114 Southpointe Boulevard
Canonsburg, PA 15317
Phone: 724-745-6666

AHL AFFILIATE

Wilkes-Barre/Scranton
Penguins



Marcel Goc

G.M.: Jim Rutherford

Coach: Mike Johnson

P.R.: Jennifer Bullano, Jason Seidling

FAST FACTS

LAST SHARKS WIN: Mar. 6, 2014 (Pittsburgh 3 @ Sharks 5)
LAST PITTSBURGH WIN: Dec. 5, 2013 (Sharks 1 @ Pittsburgh 5)
LAST SHARKS SHUTOUT: Nov. 7, 2009 (Pittsburgh 0 @ Sharks 5) (Evgeni Nabokov)
LAST PITTSBURGH SHUTOUT: Dec. 13, 1996 (Pittsburgh 4 @ Sharks 0) (Patrick Lalime)
LAST SHARKS WIN AT HOME: Mar. 6, 2014 (Pittsburgh 3 @ Sharks 5)
LAST PITTSBURGH WIN AT HOME: Dec. 5, 2013 (Sharks 1 @ Pittsburgh 5)
LAST SHARKS WIN AT PITTSBURGH: Feb. 23, 2011 (Sharks 3 @ Pittsburgh 2 OT)
LAST PITTSBURGH WIN AT SHARKS: Oct. 22, 1997 (Pittsburgh 5 @ Sharks 2)
LAST SHARKS OVERTIME WIN AT HOME: None
LAST PITTSBURGH OVERTIME WIN AT HOME: None
LAST SHARKS OVERTIME WIN AT PITTSBURGH: Feb. 23, 2011 (Sharks 3 @ Pittsburgh 2 OT)
LAST PITTSBURGH OVERTIME WIN AT SHARKS: None
LAST SHARKS SHOOTOUT WIN: Nov. 3, 2011 (Pittsburgh 3 @ Sharks 4 SO)
LAST SHARKS SHOOTOUT LOSS: Feb. 11, 2009 (Sharks 1 @ Pittsburgh 2 SO)
MOST GOALS BY SHARKS: 10, Jan. 13, 1996 (Sharks 10 @ Pittsburgh 8)
MOST GOALS BY PITTSBURGH: 10, Dec. 17, 1991 (Sharks 2 @ Pittsburgh 10)
MOST GOALS BY BOTH TEAMS: 18, Jan. 13, 1996 (Sharks 10 @ Pittsburgh 8)
LAST SHARKS HAT TRICK: Ray Sheppard, Jan. 13, 1996 (Sharks 10 @ Pittsburgh 8)
LAST PITTSBURGH HAT TRICK: Ron Francis, Nov. 10, 1995 (Pittsburgh 9 @ Sharks 1)
LAST SHARKS PENALTY SHOT: None
LAST PITTSBURGH PENALTY SHOT: Martin Straka (Unsuccessful: Evgeni Nabokov), Nov. 1, 2000 (Pittsburgh 2 @ Sharks 3)

ALL-TIME SAN JOSE VS. PITTSBURGH

VS PITTSBURGH	W	L	T	OL
SJ ALL-TIME Record	16	11	3	1
SJ HOME	10	6	2	0
SJ ROAD	6	5	1	1

2013-14 RESULTS

DATE	SITE	W	L	OT	SJ	OPP
12/5/2013	A	0	1	0	1	5
3/6/2014	H	1	0	0	5	3

2013-14 PENGUINS LEADERS

GOALS	Sidney Crosby, 36
ASSISTS	Sidney Crosby, 68
POINTS	Sidney Crosby, 104
SHOTS	Sidney Crosby, 259
GAA	Marc-Andre Fleury, 2.37
WINS	Marc-Andre Fleury, 39
SHUTOUTS	Marc-Andre Fleury, 5
SAVE %	Marc-Andre Fleury, .915
RECORD	51-24-7, 109 pts. 1st/Metropolitan Division 2nd/Eastern Conference

2014 PLAYOFFS

EASTERN FIRST ROUND: Defeated Columbus, 4-2

EASTERN SECOND ROUND: Lost to New York Rangers, 4-3

NOTES

- On Jan. 13, 1996, the Sharks netted a franchise-record 10 goals in a game (tied on 3/30/02 vs. Columbus at home) in a 10-8 win.
- On Nov. 23, 2002, marked the first time the Sharks went without a power play the entire game against Pittsburgh home or away.
- On Feb. 27, 2004, Vincent Damphousse played in his 229th consecutive game, breaking the franchise record (228) previously held by Mike Ricci.
- On Mar. 6, 2014, the Sharks rallied from behind twice (2-0 and 3-2) to beat the Penguins 5-3. Brent Burns matched his career-high of 17 goals set in 2010-11, and Patrick Marleau moved into a tie with Alexei Kovalev for 68th place on the all-time NHL goal scoring list.

NHL





ST. LOUIS BLUES

SCOTTRADE CENTER


1401 Clark Ave
St. Louis, Mo. 63103
Phone: 314-622-2500
Fax: 314-622-5282

PRACTICE FACILITY

St. Louis Mills Ice Zone
5555 St. Louis Mills Road
Hazelwood, MO. 63042
Phone: 314-227-5288

AHL AFFILIATE

Chicago Wolves



Alex Pietrangelo

G.M.: Doug Armstrong
Coach: Ken Hitchcock
P.R.: Mike Caruso, Rich Jankowski, Dan O'Neill
Press Box: 314-589-5300

FAST FACTS

LAST SHARKS WIN: Dec. 17, 2013 (Sharks 4 @ St. Louis 2)
LAST ST. LOUIS WIN: Mar. 12, 2013 (Sharks 2 @ St. Louis 4)
LAST SHARKS SHUTOUT: Mar. 1, 2008 (Sharks 2 @ St. Louis 0) (Brian Boucher)
LAST ST. LOUIS SHUTOUT: Feb. 12, 2012 (Sharks 0 @ St. Louis 3) (Jaroslav Halak)
LAST SHARKS WIN AT HOME: Nov. 29, 2013 (St. Louis 3 @ Sharks 6)
LAST ST. LOUIS WIN AT HOME: Mar. 12, 2013 (Sharks 2 @ St. Louis 4)
LAST SHARKS WIN AT ST. LOUIS: Dec. 17, 2013 (Sharks 4 @ St. Louis 2)
LAST ST. LOUIS WIN AT SHARKS: Mar. 9, 2013 (St. Louis 4 @ Sharks 3 OT)
LAST SHARKS OVERTIME WIN AT HOME: Jan. 6, 2010 (St. Louis 1 @ Sharks 2 OT)
LAST ST. LOUIS OVERTIME WIN AT HOME: Dec. 30, 1999 (Sharks 1 @ St. Louis 2 OT)
LAST SHARKS OVERTIME WIN AT ST. LOUIS: None
LAST ST. LOUIS OVERTIME WIN AT SHARKS: Mar. 9, 2013 (St. Louis 4 @ Sharks 3 OT)
LAST SHARKS SHOOTOUT WIN: Nov. 6, 2008 (St. Louis 4 @ Sharks 5 SO)
LAST SHARKS SHOOTOUT LOSS: Dec. 3, 2009 (St. Louis 3 @ Sharks 2 SO)
MOST GOALS BY SHARKS: 7, 2 times, MR, Oct. 8, 2005 (Sharks 7 @ St. Louis 6)
MOST GOALS BY ST. LOUIS: 7, Feb. 26, 2001 (Sharks 2 @ St. Louis 7)
MOST GOALS BY BOTH TEAMS: 13, Oct. 8, 2005 (Sharks 7 @ St. Louis 6)
LAST SHARKS HAT TRICK: Brent Burns, Nov. 29, 2013 (St. Louis 3 @ Sharks 6)
LAST ST. LOUIS HAT TRICK: Vladimir Sobotka, Mar. 9, 2013 (St. Louis 4 @ Sharks 3 OT)
LAST SHARKS PENALTY SHOT: Patrick Marleau (Successful: Hannu Toivonen), Mar. 14, 2008 (St. Louis 1 @ Sharks 4)
LAST ST. LOUIS PENALTY SHOT: David Backes (Successful: Antero Niittymaki), Dec. 18, 2010 (Sharks 4 @ St. Louis 1)

ALL-TIME SAN JOSE VS. ST. LOUIS

VS ST. LOUIS	W	L	T	OL
SJ ALL-TIME Record	35	43	2	6
SJ HOME	14	21	1	4
SJ ROAD	21	22	1	2

2013-14 RESULTS

DATE	SITE	W	L	OT	SJ	OPP
10/15/2013	A	1	0	0	6	2
11/29/2013	H	1	0	0	6	3
12/17/2013	A	1	0	0	4	2

2013-14 BLUES LEADERS

GOALS	Alexander Steen, 33
ASSISTS	Alex Pietrangelo, 43
POINTS	Alexander Steen, 62
SHOTS	Alexander Steen, 211
GAA	Brian Elliot, 1.96
WINS	Jaroslav Halak, 24
SHUTOUTS	Brian Elliot & Jaroslav Halak, 4
SAVE %	Brian Elliot, .922
RECORD	52-23-7, 111 pts. 2nd/Central Division 3rd/Western Conference

2014 PLAYOFFS

WESTERN FIRST ROUND: Lost to Chicago, 4-2

NOTES

- Brent Burns is the only Sharks player to post a hat trick against the Blues.
- On Nov. 4, 1995, San Jose scored five goals in 13 minutes and 13 seconds setting a franchise record for fastest five goals scored in a game.
- On Feb. 29, 2004, Evgeni Nabokov recorded his eighth shutout of the season, setting a new single-season career and franchise record, also marking his NHL milestone 25th career shutout.
- On March 14, 2008, The Sharks completed the season series sweep over the Blues with a 4-1 victory and set a franchise record for consecutive wins with their 11th in a row.
- On Oct. 15, 2013, in an early season game between two undefeated teams, San Jose scored the first five goals to coast to a 6-2 victory. The Sharks 6-0-0 start, combined with their 7-0-0 start last season, made them the first NHL team to win their first six games in consecutive seasons.



TAMPA BAY LIGHTNING

AMALIE ARENA

401 Channelside Drive
Tampa, Fla. 33602
Phone: 813-301-6500
Fax: 813-301-1487

PRACTICE FACILITY

Ice Sports Forum
10222 Elizabeth Place
Brandon, Fla. 33619
Phone: 813-684-7825
Fax: 813-655-0642

AHL AFFILIATE

Syracuse Crunch



Victor Hedman

G.M.: Steve Yzerman

Coach: Jon Cooper

P.R.: Bill Wickett, Brian

Bresemann, Trevor van

Knotsenburg

Press Box: 813-301-6873,
6874

FAST FACTS

LAST SHARKS WIN: Jan. 18, 2014 (Sharks 5 @ Tampa Bay 4)

LAST TAMPA BAY WIN: Feb. 16, 2012 (Sharks 5 @ Tampa Bay 6 OT)

LAST SHARKS SHUTOUT: Oct. 25, 2008 (Sharks 3 @ Tampa Bay 0) (Brian Boucher)

LAST TAMPA BAY SHUTOUT: None

LAST SHARKS WIN AT HOME: Nov. 21, 2013 (Tampa Bay 1 @ Sharks 4)

LAST TAMPA BAY WIN AT HOME: Feb. 16, 2012 (Sharks 5 @ Tampa Bay 6 OT)

LAST SHARKS WIN AT TAMPA BAY: Oct. 25, 2008 (Sharks 3 @ Tampa Bay 0)

LAST TAMPA BAY WIN AT SHARKS: Mar. 24, 2003 (Tampa Bay 2 @ Sharks 1)

LAST SHARKS OVERTIME WIN AT HOME: None

LAST TAMPA BAY OVERTIME WIN AT HOME: Feb. 16, 2012 (Sharks 5 @ Tampa Bay 6 OT)

LAST SHARKS OVERTIME WIN AT TAMPA BAY: None

LAST TAMPA BAY OVERTIME WIN AT SHARKS: Dec. 16, 1992 (Tampa Bay 5 @ Sharks 4 OT)

LAST SHARKS SHOOTOUT WIN: None

LAST SHARKS SHOOTOUT LOSS: None

MOST GOALS BY SHARKS: 8, Feb. 8, 2000 (Sharks 8 @ Tampa Bay 0)

MOST GOALS BY TAMPA BAY: 7, Mar. 1, 1996 (Tampa Bay 7 @ Sharks 3)

MOST GOALS BY BOTH TEAMS: 11, Feb. 16, 2012 (Sharks 5 @ Tampa Bay 6 OT)

LAST SHARKS HAT TRICK: Joe Pavelski, Jan. 18, 2014 (Sharks 5 @ Tampa Bay 4)

LAST TAMPA BAY HAT TRICK: Martin St. Louis, Jan. 18, 2014 (Sharks 5 @ Tampa Bay 4)

LAST SHARKS PENALTY SHOT: None

LAST TAMPA BAY PENALTY SHOT: Martin St. Louis (Unsuccessful: Evgeni Nabokov), Mar. 24, 2003 (Tampa Bay 4 @ Sharks 1)

ALL-TIME SAN JOSE VS. TAMPA BAY

VS TAMPA BAY	W	L	T	OL
SJ ALL-TIME Record	15	13	2	2
SJ HOME	8	6	1	0
SJ ROAD	7	7	1	2

2013-14 RESULTS

DATE	SITE	W	L	OT	SJ	OPP
11/21/2013	H	1	0	0	4	1
1/18/2014	A	1	0	0	5	4

2013-14 LIGHTNING LEADERS

GOALS

ASSISTS

POINTS

SHOTS

GAA

WINS

SHUTOUTS

SAVE %

RECORD

Martin St. Louis, 29

Victor Hedman, 42

Martin St. Louis, 61

Tyler Johnson, 181

Ben Bishop, 2.23

Ben Bishop, 37

Ben Bishop, 5

Ben Bishop, .924

46-27-9, 101 pts.

2nd/Atlantic Division

3rd/Eastern Conference

2014 PLAYOFFS

EASTERN FIRST ROUND: Lost to Montreal, 4-0

NOTES

- On Dec. 21, 2011, with a 7-2 thrashing of Tampa Bay, San Jose set a new season-high for goals in a game and a franchise record for five fastest goals from the start of a game (14:47), breaking the old mark of 18:50 set in Chicago on Oct. 27, 1996.
- On Nov. 21, 2013, the Sharks exploded for five goals to defeat Tampa Bay 5-1. Antti Niemi made 36 stops, Tommy Wingels had a multi-goal game (the first of his career), Logan Couture set a career-high for assists in a game (3), and Patrick Marleau had a three point night (1-2=3) in the victory.
- On Jan. 18, 2014, Joe Pavelski scored his first career hat trick, a natural hat trick in the second period, as the Sharks overcame a four-goal performance from Martin St. Louis to sweep the season series vs. Tampa Bay. Brent Burns played in his 600th career NHL game.





TORONTO MAPLE LEAFS

AIR CANADA CENTRE

50 Bay Street, Suite 500
Toronto, Ontario M5J 2L2
Phone: 416-815-5700 Fax:
416-359-9331

PRACTICE FACILITY

MasterCard Centre For
Hockey Excellence
400 Kipling Ave.
Etobicoke, Ontario M8V 3L1
Phone: 416-815-6070

AHL AFFILIATE

Toronto Marlies



Nazem Kadri

G.M.: Dave Nosis

Coach: Randy Carlyle

P.R.: Steve Keogh

Press Box: 416-815-5702

FAST FACTS

LAST SHARKS WIN: Mar. 11, 2014 (Toronto 2 @ Sharks 6)
LAST TORONTO WIN: Jan. 11, 2011 (Toronto 4 @ Sharks 2)
LAST SHARKS SHUTOUT: Nov. 4, 1997 (Toronto 0 @ Sharks 0) (Mike Vernon)
LAST TORONTO SHUTOUT: Nov. 4, 1997 (Toronto 0 @ Sharks 0) (Glenn Healy and Marcel Cousineau)
LAST SHARKS WIN AT HOME: Mar. 11, 2014 (Toronto 2 @ Sharks 6)
LAST TORONTO WIN AT HOME: Jan. 29, 2002 (Sharks 3 @ Toronto 4)
LAST SHARKS WIN AT TORONTO: Dec. 3, 2013 (Sharks 4 @ Toronto 2)
LAST TORONTO WIN AT SHARKS: Jan. 11, 2011 (Toronto 4 @ Sharks 2)
LAST SHARKS OVERTIME WIN AT HOME: None
LAST TORONTO OVERTIME WIN AT HOME: None
LAST SHARKS OVERTIME WIN AT TORONTO: None
LAST TORONTO OVERTIME WIN AT SHARKS: None
LAST SHARKS SHOOTOUT WIN: None
LAST SHARKS SHOOTOUT LOSS: None
MOST GOALS BY SHARKS: 8, Mar. 24, 1999 (Sharks 8 @ Toronto 5)
MOST GOALS BY TORONTO: 7, 2 times, MR, Oct. 17, 1995 (Sharks 2 @ Toronto 7)
MOST GOALS BY BOTH TEAMS: 13, Mar. 24, 1999 (Sharks 8 @ Toronto 5)
LAST SHARKS HAT TRICK: None
LAST TORONTO HAT TRICK: None
LAST SHARKS PENALTY SHOT: Marco Sturm (Unsuccessful: Mikael Tellqvist), Nov. 15, 2003 (Toronto 2 @ Sharks 2)
LAST TORONTO PENALTY SHOT: Mats Sundin (Successful: Arturs Irbe), Mar. 15, 1995 (Toronto 2 @ Sharks 1)

ALL-TIME SAN JOSE VS. TORONTO

VS TORONTO	W	L	T	OL
SJ ALL-TIME Record	16	20	5	0
SJ HOME	8	8	3	0
SJ ROAD	8	12	2	0

2013-14 RESULTS

DATE	SITE	W	L	OT	SJ	OPP
12/3/2013	A	1	0	0	4	2
3/11/2014	H	1	0	0	6	2

2013-14 MAPLE LEAFS LEADERS

GOALS	Phil Kessel, 37
ASSISTS	Phil Kessel, 43
POINTS	Phil Kessel, 80
SHOTS	Phil Kessel, 305
GAA	Jonathan Bernier, 2.68
WINS	Jonathan Bernier, 26
SHUTOUTS	Jonathan Bernier & James Reimer, 1
SAVE %	Jonathan Bernier, .923
RECORD	38-36-8, 84 pts. 6th/Atlantic Division 12th/Eastern Conference

2014 PLAYOFFS

Did not qualify

NOTES

- The Sharks are 7-1-0-0 in the last eight games versus Toronto.
- On Jan. 11, 2011, Ron Wilson won his 600th career NHL game as a head coach.
- On Mar. 11, 2014, in a 6-2 victory over Toronto, Marc-Edouard Vlasic became the first Sharks player in franchise history to finish two games with a +5; Andrew Desjardins played in his 200th career game; and Joe Pavelski recorded his 400th NHL point on the first of his 3-points (2-1=3).



VANCOUVER CANUCKS

ROGERS ARENA

800 Griffiths Way
Vancouver, British
Columbia V6B 6G1
Phone: 604-899-4600
Fax: 604-899-4640

PRACTICE FACILITY

Rogers Arena

AHL AFFILIATE

Utica Comets



Alexander Edler

President, Hockey

Operations: Trevor
Linden

G.M.: Jim Benning

Coach: Willie Desjardins

P.R.: Ben Brown,
Stephanie Maniago

FAST FACTS

LAST SHARKS WIN: Nov. 14, 2013 (Sharks 2 @ Vancouver 1)

LAST VANCOUVER WIN: Nov. 7, 2013 (Vancouver 4 @ Sharks 2)

LAST SHARKS SHUTOUT: Dec. 23, 2008 (Vancouver 0 @ Sharks 5) (Evgeni Nabokov)

LAST VANCOUVER SHUTOUT: Feb. 8, 2001 (Sharks 0 @ Vancouver 0) (Bob Essensa)

LAST SHARKS WIN AT HOME: Oct. 10, 2013 (Vancouver 1 @ Sharks 4)

LAST VANCOUVER WIN AT HOME: Jan. 21, 2012 (Sharks 3 @ Vancouver 4)

LAST SHARKS WIN AT VANCOUVER: Nov. 14, 2013 (Sharks 2 @ Vancouver 1)

LAST VANCOUVER WIN AT SHARKS: Nov. 7, 2013 (Vancouver 4 @ Sharks 2)

LAST SHARKS OVERTIME WIN AT HOME: Jan. 20, 2009 (Vancouver 1 @ Sharks 2 OT)

LAST VANCOUVER OVERTIME WIN AT HOME: Feb. 26, 2004 (Sharks 2 @ Vancouver 3 OT)

LAST SHARKS OVERTIME WIN AT VANCOUVER: Apr. 12, 2006 (Sharks 5 @ Vancouver 4 OT)

LAST VANCOUVER OVERTIME WIN AT SHARKS: Dec. 28, 2011 (Vancouver 3 @ Sharks 2 OT)

LAST SHARKS SHOOTOUT WIN: Mar. 5, 2013 (Sharks 3 @ Vancouver 2 SO)

LAST SHARKS SHOOTOUT LOSS: Mar. 10, 2011 (Vancouver 5 @ Sharks 4 SO)

MOST GOALS BY SHARKS: 7, 4 times, MR, Mar. 10, 2002 (Sharks 7 @ Vancouver 4)

MOST GOALS BY VANCOUVER: 8, 2 times, MR, Dec. 18, 1992 (Sharks 1 @ Vancouver 8)

MOST GOALS BY BOTH TEAMS: 13, Oct. 14, 1995 (Vancouver 7 @ Sharks 6)

LAST SHARKS HAT TRICK: Vincent Damphousse, Apr. 3, 1999 (Vancouver 2 @ Sharks 5)

LAST VANCOUVER HAT TRICK: Markus Naslund, Oct. 21, 2002 (Vancouver 5 @ Sharks 2)

LAST SHARKS PENALTY SHOT: Owen Nolan (Unsuccessful: Garth Snow), Dec. 26, 1998 (Vancouver 0 @ Sharks 2)

LAST VANCOUVER PENALTY SHOT: Pavel Bure (Successful: Mike Vernon), Nov. 12, 1997 (Vancouver 5 @ Sharks 2)

ALL-TIME SAN JOSE VS. VANCOUVER

VS VANCOUVER	W	L	T	OL
SJ ALL-TIME Record	44	43	9	5
SJ HOME	23	20	5	4
SJ ROAD	21	23	4	1

2013-14 RESULTS

DATE	SITE	W	L	OT	SJ	OPP
10/3/2013	H	1	0	0	4	1
10/10/2013	A	1	0	0	4	1
11/7/2013	H	0	1	0	2	4
11/14/2013	A	1	0	0	2	1

2013-14 CANUCKS LEADERS

GOALS	Ryan Kesler, 25
ASSISTS	Henrik Sedin, 39
POINTS	Henrik Sedin, 50
SHOTS	Ryan Kesler, 239
GAA	Roberto Luongo, 2.38
WINS	Roberto Luongo, 19
SHUTOUTS	Eddie Lack, 4
SAVE %	Roberto Luongo, .917
RECORD	36-35-11, 83 pts. 5th/Pacific Division 12th/Western Conference

2014 PLAYOFFS

Did not qualify

NOTES

- Joe Thornton has 53 points (14-39-53) and 35 PIM in 45 GP vs. Vancouver.
- On Nov. 5, 2000, Scott Thornton scored two goals in 22 seconds, then the fastest mark for two goals by one player.
- On Nov. 3, 2001, the Sharks scored three goals (Jeff Jillson, Scott Thornton and Marco Sturm) in 36 seconds -- a franchise record for the fastest three goals scored.
- On March 10, 2002, Evgeni Nabokov scored an unassisted power play goal in the Sharks 7-4 victory.
- On Jan. 27, 2013, Sharks Head Coach Todd McLellan becomes the second fastest head coach to reach 200 career NHL wins (doing so in 333 games) and the Sharks set a new franchise record for best start to the season by improving to 5-0-0 with a 4-1 victory over the Canucks.
- On Oct. 10, 2013, the Sharks advanced to 4-0-0 on the season with a 4-1 victory in Vancouver as Matt Pelech scored his first NHL goal which ended up being the game-winner. It was the Sharks third straight game that the game-winner came from a player who scored his first NHL goal.





WASHINGTON CAPITALS

VERIZON CENTER

601 F St. NW
Washington, D.C. 20004
Phone: 202-266-2200
Fax: 202-266-2360

PRACTICE FACILITY

Kettler Capitals Iceplex
627 N. Glebe Road
Suite 850

Arlington, Va. 22203
Phone: 202-266-2200

AHL AFFILIATE

Hershey Bears



Evgeny Kuznetsov

G.M.: Brian MacLellan

Coach: Barry Trotz

P.R.: Sergey Kocharov, Pace
Sagester, Megan Eichenberg

Press Box: 202-628-3200
x7600

FAST FACTS

LAST SHARKS WIN: Jan. 14, 2014 (Sharks 2 @ Washington 1 SO)

LAST WASHINGTON WIN: Mar. 22, 2014 (Washington 3 @ Sharks 2 SO)

LAST SHARKS SHUTOUT: Feb. 8, 2011 (Sharks 2 @ Washington 0) (Antti Niemi)

LAST WASHINGTON SHUTOUT: None

LAST SHARKS WIN AT HOME: Jan. 7, 2012 (Washington 2 @ Sharks 5)

LAST WASHINGTON WIN AT HOME: Feb. 20, 1999 (Sharks 1 @ Washington 3)

LAST SHARKS WIN AT WASHINGTON: Jan. 14, 2014 (Sharks 2 @ Washington 1 SO)

LAST WASHINGTON WIN AT SHARKS: Mar. 22, 2014 (Washington 3 @ Sharks 2 SO)

LAST SHARKS OVERTIME WIN AT HOME: None

LAST WASHINGTON OVERTIME WIN AT HOME: None

LAST SHARKS OVERTIME WIN AT WASHINGTON: None

LAST WASHINGTON OVERTIME WIN AT SHARKS: None

LAST SHARKS SHOOTOUT WIN: Jan. 14, 2014 (Sharks 2 @ Washington 1 SO)

LAST SHARKS SHOOTOUT LOSS: Mar. 22, 2014 (Washington 3 @ Sharks 2 SO)

MOST GOALS BY SHARKS: 7, Nov. 22, 2008 (Washington 2 @ Sharks 7)

MOST GOALS BY WASHINGTON: 6, Feb. 9, 1992 (Sharks 2 @ Washington 6)

MOST GOALS BY BOTH TEAMS: 9, Nov. 22, 2008 (Washington 2 @ Sharks 7)

LAST SHARKS HAT TRICK: Todd Harvey, Dec. 18, 2000 (Sharks 5 @ Washington 3)

LAST WASHINGTON HAT TRICK: John Druce, Feb. 9, 1992 (Sharks 2 @ Washington 6)

LAST SHARKS PENALTY SHOT: Joe Thornton (Successful: Michal Neuvirth), Dec. 30, 2009 (Washington 2 @ Sharks 5)

LAST WASHINGTON PENALTY SHOT: None

ALL-TIME SAN JOSE VS. WASHINGTON

VS WASHINGTON	W	L	T	OL
SJ ALL-TIME Record	22	9	1	1
SJ HOME	11	3	1	1
SJ ROAD	11	6	0	0

2013-14 RESULTS

DATE	SITE	W	L	OT	SJ	OPP
1/14/2014	A	0	0	1	2	1
3/22/2014	H	0	0	1	2	3

2013-14 CAPITALS LEADERS

GOALS	Alex Ovechkin, 51
ASSISTS	Nicklas Backstrom, 61
POINTS	Alex Ovechkin & Nicklas Backstrom, 79
SHOTS	Alex Ovechkin, 386
GAA	Phillipp Grubauer, 2.38
WINS	Braden Holtby, 23
SHUTOUTS	Braden Holtby, 4
SAVE %	Phillipp Grubauer, .925
RECORD	38-30-14, 90 pts. 5th/Metropolitan Division 9th/Eastern Conference

2014 PLAYOFFS

Did not qualify

NOTES

- On Dec. 18, 2000, Todd Harvey scored the franchise's 2,000th goal in a 5-3 victory.
- On Dec. 30, 2009, in a 5-2 Sharks win, the Sharks attempted and converted two penalty shots for the first time in franchise history (Clowe and Thornton). The last time this occurred in the NHL was Feb. 11, 1982 (Van @ Det, Thomas Gradin and Ivan Hlinka for Vancouver).
- On Jan. 7, 2012, three defensemen scored in a single game for just the fifth time in franchise history as the Sharks (Demers, Burns, Vlasic) defeated Washington, 5-2.





WINNIPEG JETS

MTS CENTRE

345 Graham Avenue
Winnipeg, MB R3C 5S5
Phone: 204-987-7825
Fax: 204-926-5555

PRACTICE FACILITY

MTS Iceplex
3969 Portage Avenue
Winnipeg, MB R3K 2H2
Phone: 204-837-7539
Media: 204-926-5570
Fax: 204-926-5885

AHL AFFILIATE

St. John's IceCaps



Blake Wheeler

G.M.: Kevin Cheveldayoff

Coach: Paul Maurice

P.R.: Scott Brown, Keegan
Goodrich, Kalen Qually

Press Box: 204-926-5577

FAST FACTS

LAST SHARKS WIN: Jan. 23, 2014 (Winnipeg 0 @ Sharks 1)

LAST WINNIPEG WIN: Mar. 27, 2014 (Winnipeg 4 @ Sharks 3)

LAST SHARKS SHUTOUT: Jan. 23, 2014 (Winnipeg 0 @
Sharks 1) (Alex Stalock)

LAST WINNIPEG SHUTOUT: None

LAST SHARKS WIN AT HOME: Jan. 23, 2014 (Winnipeg 0 @
Sharks 1)

LAST WINNIPEG WIN AT HOME: Nov. 10, 2013 (Sharks 4 @
Winnipeg 5 SO)

LAST SHARKS WIN AT WINNIPEG: Jan. 12, 2012 (Sharks 2 @
Winnipeg 0)

LAST WINNIPEG WIN AT SHARKS: Mar. 27, 2014 (Winnipeg
4 @ Sharks 3)

LAST SHARKS OVERTIME WIN AT HOME: None

LAST WINNIPEG OVERTIME WIN AT HOME: Nov. 13, 2002
(Sharks 2 @ Atlanta 3 OT)

LAST SHARKS OVERTIME WIN AT WINNIPEG: None

LAST WINNIPEG OVERTIME WIN AT SHARKS: None

LAST SHARKS SHOOTOUT WIN: None

LAST SHARKS SHOOTOUT LOSS: Nov. 10, 2013 (Sharks 4 @
Winnipeg 5 SO)

MOST GOALS BY SHARKS: 5, 4 times, MR, Mar. 22, 2007
(Sharks 5 @ Atlanta 1)

MOST GOALS BY WINNIPEG: 4, Oct. 16, 2010 (Atlanta 4 @
Sharks 2)

MOST GOALS BY BOTH TEAMS: 8, Dec. 6, 2005 (Atlanta 3
@ Sharks 5)

LAST SHARKS HAT TRICK: Jonathan Cheechoo, Mar. 22, 2007
(Sharks 5 @ Atlanta 1)

LAST WINNIPEG HAT TRICK: None

LAST SHARKS PENALTY SHOT: None

LAST WINNIPEG PENALTY SHOT: None

ALL-TIME SAN JOSE VS. WINNIPEG

VS WINNIPEG	W	L	T	OL
SJ ALL-TIME Record	11	2	2	2
SJ HOME	6	2	1	0
SJ ROAD	5	0	1	2

2013-14 RESULTS

DATE	SITE	W	L	OT	SJ	OPP
11/10/2013	A	0	0	1	4	5
1/23/2014	H	1	0	0	1	0
3/27/2014	H	0	1	0	3	4

2013-14 JETS LEADERS

GOALS	Blake Wheeler, 28
ASSISTS	Bryan Littler & Blake Wheeler, 41
POINTS	Blake Wheeler, 69
SHOTS	Dustin Byfuglien, 256
GAA	Al Montoya, 2.30
WINS	Ondrej Pavelec, 22
SHUTOUTS	Al Montoya, 2
SAVE %	Al Montoya, .920
RECORD	37-25-10 7th/Central Division 11th/Western Conference

2014 PLAYOFFS

Did not qualify

NOTES

- The Sharks are 11-2-2 all-time vs. Winnipeg/Atlanta, allowing just 35 goals in the last 16 games while scoring 54.
- On Jan 10, 2004, the Sharks set a franchise record for most consecutive games recording a point at home (13, 8-0-3-2).
- On Dec. 6, 2005, with three assists in the game, C Patrick Marleau tied a franchise record for most points (1-8=9) in a three-game span set in Dec. 1992 by Kelly Kisio.
- On Feb. 21, 2009, Jeremy Roenick recorded his 700th career assist.
- On Jan. 23, 2014, along with scoring his 19th goal in 21 games, Pavelski became the second player in Sharks history to score game-winning goals in three consecutive games and extended his point-scoring streak to four games (7-1=8).
- On Mar. 27, 2014, Joe Thornton played in his 1200th career game.






HOME OF THE

**AUTHENTIC
FAN**



 csnbayarea |   @CSNAuthentic  @CSNSharks #AuthenticFan



FAN DEVELOPMENT

Since arriving in the Bay Area in 1990, the San Jose Sharks have taken a vested interest in their community. Their mission states: "The San Jose Sharks Fan Development Department is committed to providing high quality, Sharks-specific hockey experiences for all ages and abilities in an effort to cultivate, nurture and create new hockey fans. Working in conjunction with SSE Business Operations and the Hockey Department, the programming platform will incorporate hands-on instruction, interactive experiences and leverage mascot, player, coaching and executive integration. Through our efforts, we will deliver a professional message in a fun and safe environment in order to positively impact the long-term, well-being of our franchise." Grass roots hockey programs, a mascot program, educational hockey classes and a kids club are only a few of the organization's innovations. Among its current programs are:

SAN JOSE SHARKS SUMMER HOCKEY SCHOOLS

Every year, the San Jose Sharks conduct the Sharks Summer Hockey Schools at Sharks Ice at San Jose. These camps include both a youth and an adult hockey series. An elite staff of professional instructors from the Sharks organization brings considerable expertise to hundreds of hockey players each summer. The 2014 Summer Hockey School staff was led by Roy Sommer, head coach of the Worcester Sharks, the Sharks top developmental affiliate in the American Hockey League. In addition to Sommer, camp instructors included Worcester coach Charlie Townsend and former Sharks players Curtis Brown, Kyle McLaren, Mike Rathje and Owen Nolan. Other current and former Sharks players as well as S.J. Sharkie also appeared during the summer camp sessions. For more information, call 408-999-6706 or visit <http://www.sharksiceatsanjose.com/hockey/SharksSummerHockeySchools.asp>



SCHOLARSHIP PROGRAM

BAY AREA ALL-STAR SCHOLARSHIP TEAM (B.A.A.S.S.T.)

In a collective effort to support youth working towards the goal of higher education, Bay Area professional sports franchises, including the Golden State Warriors, Oakland Athletics, Oakland Raiders, San Francisco 49ers, San Francisco Giants, San Jose Earthquakes and San Jose Sharks, have partnered together to form the Bay Area All-Star Scholarship Team (BAASST). As part of this program—the first of its kind among professional sports organizations—seven high school seniors are selected each year to receive a \$3,000 scholarship. Since its inception, over \$220,000 has been given to local student athletes to be applied toward their college education.

All public high schools within this area are provided with detailed information about the scholarship opportunity and are encouraged to nominate two male and two female athletes that meet the following criteria: a minimum grade point average of 3.0, displays leadership qualities in the classroom and/or inspirational qualities on the athletic field and demonstrates the value of education, good work ethic and community outreach.

In addition to a monetary award, students are also invited to attend a game at each team's home arena/stadium. The scholarship recipients, their guests and team representatives are provided game tickets, food and beverages and are recognized in a special ceremony during each game. For more information, contact Caitlynn Steinberg at csteinberg@sharkssports.net.

FAN PROGRAMS

SAN JOSE SHARKS FINATICAL KIDS CLUB

The San Jose Sharks FINatinal Kids Club (FKC), a club for Sharks fans 16-and-under, is back for its tenth year! The FINatinal Kids Club, established during the 2005-06 season, has grown its membership totals each year with members across the United States and Canada.

Sharks forward Joe Pavelski and loveable mascot S.J. Sharkie will serve as FKC co-captains during the 2014-2015 season. For one low price, members will receive a custom FKC merchandise package. In addition to the great merchandise, members have access to the FINatinal Kids Club website through www.sjsharkie.com and www.sjsharks.com. FKC members also have access to exclusive events hosted by the club, discounted ticket offers, and plenty of opportunities to win autographed memorabilia.

To S.J. Sharkie in the most exciting kids club in the NHL, visit sjsharks.com/fkc or E-mail FINatinalKidsClub@sjsharks.com for more information





KAISER PERMANENTE FUTURE SHARKS

During the first intermission of selected Sharks home games during the 2014-2015 season, local youth hockey teams will be given the chance to display their skills and talent in front of thousands of Sharks fans at SAP Center at San Jose.

For close to 15 years, thousands of youth hockey players have graced the ice at SAP Center and have had the rare opportunity to skate on the same surface as NHL players through Future Sharks. Participating clubs can dress 14 players and are given the opportunity to play in a 6-on-6 "Shootout" during the intermission. Clubs will receive a limited number of game tickets for the players and their guests courtesy of Kaiser Permanente and the Sharks.

For more information, please contact Tim Howell at thowell@sharkssports.net.

SHARKS & PARKS, AN NHL STREET PROGRAM

The Sharks Fan Development Department, in conjunction with NHL Street, is excited to announce another season of Sharks & Parks, a street hockey program designed to introduce hockey to youth in a fun and safe environment.

Started in 1991, Sharks & Parks has reached tens of thousands of kids by donating street hockey equipment and instructional material to schools and community centers throughout Northern California. The program was so successful that the NHL adopted it as a league-wide initiative the following year with 33 programs run by various NHL and American Hockey League (AHL) teams throughout the United States and Canada.

The Sharks & Parks season typically kicks off with a street hockey tournament held at SAP Center at San Jose in the fall and continues throughout the year with various summits and hockey/coaching clinics for participants and staff. For more information about Sharks & Parks, please email thowell@sharkssports.net or visit the "Community" section on sjsharks.com.

HIGH SCHOOL WRITERS DAY

Each season, the San Jose Sharks play hosts to the annual "High School Writers Day," an event which gives aspiring high school students the opportunity to experience a day in the life of a professional sports journalist.

The day includes access to Sharks players, staff and/or beat writers, a press room meal, a behind the scenes tour of SAP Center at San Jose and a press box view of the game.

At the conclusion of the event, the participants will write a recap of their experience, with one winner being selected to receive two tickets to a future game and have his/her work published in *Sharks Magazine* and on www.sjsharks.com. For more information about "High School Writer's Day," please email Caitlynn Steinberg at csteinberg@sharkssports.net.



SHARKS FOUNDATION

The Sharks Foundation was created in 1994 in an effort to increase organizational impact on the community. Its mission would prove to be the framework from which it grew: The Sharks Foundation is dedicated to enhancing the lives of youth and families in our community with an emphasis in the areas of Education, Health and Safety, and Character Development. The Sharks Foundation supplies emergency aid when appropriate, executes unique and relevant programming, supports the advancement of youth hockey and provides financial support and resources to organizations that enrich the lives of those in need.



Since its inception, the Sharks Foundation has donated more than \$7.2 million to more than 120 non-profit groups in Santa Clara County. In addition to its original grant program, the Sharks Foundation manages educational programs, plays host to major fundraisers, executes collection drives and implements community outreach events. With the help of Sharks players, coaches and staff, the Sharks Foundation invests in the community with the hope of enhancing the lives of young fans and their families.

GRANT PROGRAM & FUNDRAISERS

The Sharks Foundation provides financial assistance to 501(c)(3) organizations in Santa Clara County whose focus is geared towards Education, Health & Safety or Character Development. Through the annual grant process, organizations are selected to receive grants ranging from \$20,000-25,000. During the 2013-14 season, the Sharks Foundation issued grants to 21 recipients that totaled \$514,768.

2013-14 GRANT RECIPIENTS

Ace Charter School, American Heart Association Silicon Valley, Assistance League San Jose, Breakthrough Silicon Valley, California Community Partners for Youth (CCPY), EHC LifeBuilders, Environmental Volunteers, Inc., Family Supportive Housing, George Mark Children's House, Loaves and Fishes Family Kitchen, Lucile Packard Children's Hospital, Montalvo Arts Center, Partners in School Innovation, Playworks, Sacred Heart Community Service, San Jose Jazz, Sunnyvale Community Services, Turning Wheels for Kids, Via Services, Youth Science Institute, and YWCA Silicon Valley.

"SHARK FOR A DAY" FANTASY CAMP

We're all San Jose Sharks fans—passionately rooting for the boys in teal from afar. But few of us ever get the opportunity to experience what it's like to be a member of the team. If you've ever dreamed of being a Sharks player or wondered how your game would stack up against NHLers, you now have the chance. Once a year, the Sharks Foundation play hosts to "Shark For a Day" Fantasy Camp, which gives fans the rare opportunity to experience a day-in-the-life of a professional hockey player and share the ice with Sharks alumni.

From the moment you step into the building until you step off of the ice, you will get as close as you can get to being an NHL player without actually worrying about a Brent Burns hip-check along the boards. Participants will skate with Sharks alumni in a regulation game, be given official team gear and much more!

Net proceeds from this event benefit the Sharks Foundation. "Shark For a Day" is scheduled for the Winter/ Spring of 2015.

SHARKS FOUNDATION GOLF CLASSIC

The Sharks Foundation Golf Classic is the premier golf event of the San Jose Sharks. This tournament—the largest fundraiser of the year for the Sharks Foundation—is the only event of its kind to feature the entire Sharks roster, as well as coaching staff, alumni, broadcasters and other local celebrities. Because of this, it draws some of the most prominent community and industry leaders in Silicon Valley and welcomes more than 250 golfers and guests annually.

This unforgettable event maintains a fun, lighthearted atmosphere as guests meet their favorite Sharks players, enjoy food and beverages and compete in on-course contests. The evening concludes with an exciting silent and live auction, and a presentation of awards for the top teams and individuals.

FITNESS FACEOFF: RUN/RIDE/HEALTH

Sharks fans are invited to lace up their shoes, hop on their bikes, or just come and learn about ways to be healthy at the "Fitness Faceoff: Run/Ride/Health" charity event. Participants can either choose to run/walk our 5k/10k course through downtown San Jose or set out on a 20+/50+ mile bike ride around the city.

Starting and finishing at SAP Center, the home of the San Jose Sharks, runners and riders get to challenge themselves on fun courses, all while raising money for the Sharks Foundation. The event also features a free "Health Fest," which showcases a variety of exhibits and vendors focused on living a healthy lifestyle.

Regardless of experience or athletic ability, it's a great day to get active, highlight the importance of being healthy and raise money for the Sharks Foundation.



SILENT AUCTION SERIES

Fans are given the opportunity to purchase memorabilia and contribute to a worthy cause when they participate in the Sharks Foundation in-game charity auction held at every San Jose Sharks home game. The auction takes place at the Sharks Foundation Booth outside Section 120 and items can range from one-of-a-kind autographed merchandise to exclusive fan experiences.

PLEDGE PROGRAMS

G.O.A.L.S. (GRANTING YOUTH OPPORTUNITIES TO ADVANCE, LEARN & SUCCEED)

For every goal scored by the Sharks this season, each participating GOALS! corporate partner will make a donation to the Sharks Foundation, which will in turn distribute the funds among its beneficiaries. These companies realize that: In life, as in hockey, it takes GOALS! to win. To date, the GOALS! program has raised more than \$300,000 for the Sharks Foundation.

COMMUNITY OUTREACH EVENTS

HOLIDAY ASSIST PARTY

The Sharks Foundation's annual Holiday Assist Party provides the San Jose Sharks family with the opportunity to delight in the spirit of the holiday season and give back to the community in a big way. Sharks athletes, owners and front office staff are paired with underserved San Jose families to help them fulfill their Christmas wish lists. For many of these families, the items provided through the Holiday Assist Party are the only gifts they will receive during the holidays.

In addition to the gift-giving and receiving, the families are treated to an exciting evening of holiday activities with their "Assisters" at Sharks Ice at San Jose. Children are invited to skate alongside Sharks athletes and "S.J. Sharkie Claus," engage in arts and crafts projects with Sharks staff members and indulge in a hearty, healthy dinner.



COLLECTION DRIVES

The Sharks Foundation teams up with several non-profit groups throughout the year to host collection drives for families and individuals in need. Reading Is Cool Presented by Comerica Bank will host Children's Book Drives on Oct. 23 and Oct. 25. All books will be donated to elementary school libraries. In November, Sharks fans can help launch the Second Harvest Food Bank Holiday Food Drive by bringing canned food to games on Nov. 20 and Nov. 22. The U.S. Marine Corps Reserve's Toys For Tots Toy Drive will occur on Dec. 9 and Dec. 11. Fans are encouraged to bring a new and unwrapped toy to be given to a child in need. The Share the Warmth Drive will be held Jan. 15 and Jan. 17. New or gently used blankets and coats will be donated to those in need throughout Silicon Valley. All drives take place at the North and South Entrances of SAP Center at San Jose. Monetary donations are also graciously accepted.

EDUCATION PROGRAMS

READING IS COOL PRESENTED BY COMERICA BANK


Each year, the Sharks Foundation and Comerica Bank proudly present Reading Is Cool, a literacy program directed at all public K-6 grade classrooms in Santa Clara County, Newark, Fremont and Union City. During the 2014-15 season, Reading Is Cool is expected to reach over 40,000 kids in more than 1,300 classrooms. Reading Is Cool features motivational monthly awards, classroom visits from S.J. Sharkie and opportunities to attend San Jose Sharks home games.

For more information on the Reading Is Cool program, please contact Casey Roberts at croberts@sharkssports.net or visit www.sharksfoundation.org.

"In my classroom, the word Sharkie is synonymous with reading. The program instills a sense of pride in the students. Their reading levels continue to rise, their comprehension continues to improve, and their self-esteem is growing by leaps and bounds. Sharkie visited our classroom this year, and the excitement level was through the roof. The children knew that they had achieved something special because they had read so much, and their group effort really paid off."

*- Mary Jo Sponseller, Reading Is Cool participating teacher
for 16 years*





In 2014-15, S.J. Sharkie enters his 23rd NHL season and 24th year as the Sharks beloved mascot.

A consistent and familiar presence at every Sharks home game, Sharkie has the enviable task of entertaining a sold out crowd in San Jose night in and night out, performing a variety of exciting death-defying and unique stunts and acts. Sharkie's nightly performances range from rappelling from SAP Center at San Jose's rafters to speeding across the ice on his four-wheel all-terrain vehicle.

Since his NHL debut in January 1992, Sharkie has become one of the most recognized mascots in the universe. He's a highly respected figure both inside and outside of SAP Center and throughout the hockey community.

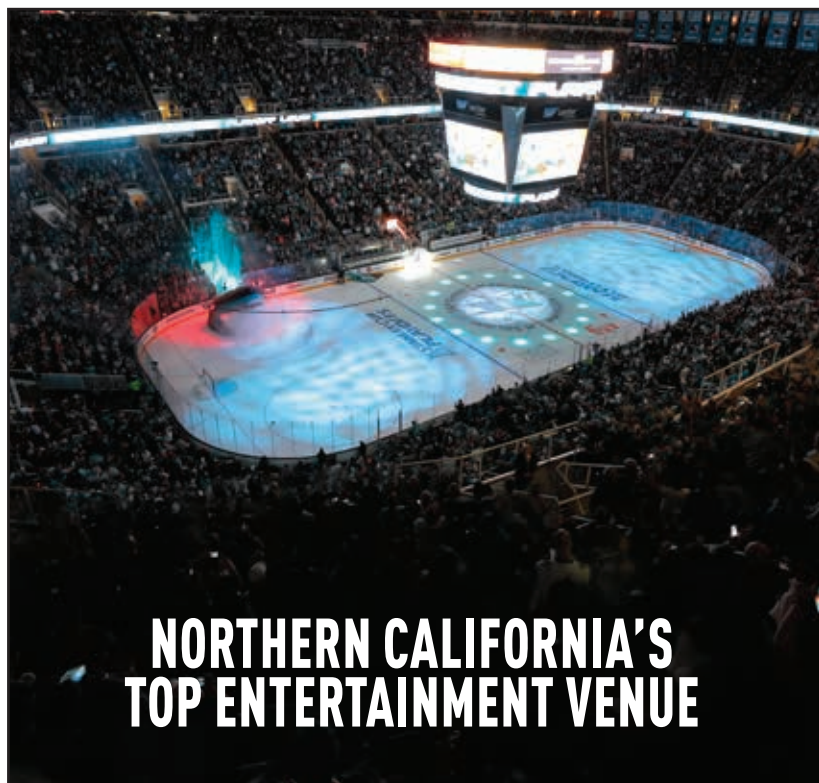
This lovable mascot makes more than 450 public appearances each year, and makes a splash at any event. During the 2013-14 season, Sharkie's events ranged from birthday parties to flower deliveries, bar mitzvahs to weddings, and corporate events and charity fundraisers. In the past, he has even escorted a high school student to her senior prom and acted as the ring bearer at a wedding ceremony. Aptly coined as "The Hardest Working Fish in Sports," Sharkie has been selected to represent the team at the NHL All-Star Game an amazing 15 times (as of 2014) and assisted in dropping the ceremonial first puck at the 1997 All-Star Game in San Jose.

In 2012, Cartoon Network selected him as the "Most Awesome Mascot" in all of sports at their Hall Of Game awards show.

Besides his countless public appearances, Sharkie is involved with numerous Bay Area charities, and spends countless hours on behalf of the Sharks Foundation by lending a "fin" to their school programs, fundraisers, meetings and projects throughout the year (sharksfoundation.org).

Sharkie's popularity has "spawned" his very own merchandise line and website (sjsharkie.com), the first website ever devoted solely to a professional mascot. You can follow Sharkie on his very own social network pages as well (Twitter: @sjsharkie, Facebook: \sjsharkie and Instagram: @officialsjsharkie).

For more information, appearance descriptions and in-game events, please visit sjsharkie.com



NORTHERN CALIFORNIA'S TOP ENTERTAINMENT VENUE



SAP Center at San Jose continues to be recognized as the biggest success story in the revitalization of downtown San Jose. For two decades, the facility, with its distinctive 10-story glass pyramid entry and unique stainless steel façade, has been the “place to be and be seen” in the Bay Area. Located in the heart of Silicon Valley, SAP Center is an exemplification of the architectural excellence and technological innovation that defines the area.

Guests entering SAP Center enjoy the latest in audio and video technology to enhance their event viewing experience. Most noticeable to the eyes is the high resolution LED center hung scoreboard — one of the largest in North America. The arena bowl features a full-color moving LED fascia display (also known as a ribbon board). For the ears, there’s a state-of-the-art digital sound system with acoustical enhancements throughout the bowl.

Besides the San Jose Sharks, championship winning teams (such as the three-time Arena Bowl Champion San Jose SaberCats of the Arena Football League and the 1995 Roller Hockey



FACTS AND FIGURES

SITE & BUILDING INFORMATION

SITE LOCATION: 525 W. Santa Clara St.,
San Jose, CA 95113

SITE AREA: Approximately 17 acres

BUILDING DIMENSIONS: Length — 425 feet-
by-425 feet; Height — 117 feet

INTERNAL SPACE: 450,000 square feet

EXTERIOR: Concrete; space frame steel truss;
ribbed stainless steel siding; 10-story glass
pyramid entry

SEATING CAPACITY: 20,000 maximum;
Basketball — 18,543; Multi-purpose — 16-
20,000; Hockey — 17,562

PARKING: Approximately 1,800 spaces on
site; up to 8,000 spaces within a 5-10
minute walk

EXECUTIVE SUITES: 66 (Concourse 22,
Penthouse 44)

PENTHOUSE TERRACE GROUP

ENTERTAINMENT AREAS: 3

COST: \$162.5 million (\$132.5 million funded by
City of San Jose; \$30 million funded by San
Jose Arena Management)

PROJECT DEVELOPER: Redevelopment
Agency of San Jose

OWNER: City of San Jose

BUILDER: Perini Building Company, Western
Division

CONSTRUCTION MANAGER: HuntCor Inc.

ARCHITECT: Sink Combs Dethlefs

ARENA OPERATOR: San Jose Arena
Management

ORIGINAL NAME: San Jose Arena; Re-named
Compaq Center at San Jose, March 27,
2001; Re-named HP Pavilion at San Jose,
Nov. 30, 2002; Re-named SAP Center at
San Jose, July 9, 2013

PRIMARY TENANT: San Jose Sharks

GROUNDBREAKING: June 26, 1990

FIRST EVENT: Ringling Brothers and Barnum
& Bailey Circus, Sept. 8, 1993

FIRST HOCKEY GAME: San Jose Sharks vs.
New York Islanders preseason game,
Sept. 30, 1993

DAYS TO BUILD: 540 days

International Champion San Jose Rhinos) and world-class, championship events (three NCAA Men's Basketball Western Regional Finals, 2003-07 Pac-10 Women's Basketball Tournament, 1999 NCAA Women's Basketball Final Four, the 1996 and 2012 U.S. Figure Skating Championships and the 2012 Olympic Trials - Gymnastics) have taken place at SAP Center at San Jose.

In addition, headliners such as Justin Timberlake, the Rolling Stones, Katy Perry, Coldplay, and Jay-Z have performed before capacity crowds at SAP Center at San Jose, which continues to set the standard for sports and entertainment venues worldwide. Pollstar Magazine has consistently ranked SAP Center as a "Top-Five" venue in the United States and "Top-10" venue in the world in terms of non-sports tickets sold over the past 10 years.

"The SAP Center is the sports, cultural and entertainment center for the entire San Jose community," said Bill McDermott, co-CEO, SAP AG. "As we continue to grow our presence in Silicon Valley, SAP is honored to join the City and the Sharks in continuing the competitive spirit, special traditions and proud legacies that bring the arena to life. Together, we plan to create an innovative 'think tank' using technology to enhance the fan experience and help create memories that last a lifetime."





SAN JOSE JUNIOR SHARKS

Headquartered at Sharks Ice in San Jose, the Junior Sharks are a youth hockey organization whose mission is to provide a fun atmosphere that fosters a lasting love for the game of hockey. The organization currently has 25 travelling club teams that serve boys and girls aged 7 to 19. Together the travel and house teams have approximately 1,000 youth hockey participants. Additionally, the San Jose Jr. Sharks are one of eleven USA Hockey Model Clubs in the entire nation.

STAFF & PHILOSOPHY

Led by Junior Sharks Director Curtis Brown, the Junior Sharks coaching staff is dedicated to teaching, in addition to hockey skills, essential life lessons such as discipline, teamwork, and accountability. Balancing family, school, and hockey can be a challenging task, but the coaching staff takes great pride in developing outstanding citizens as well as hockey players.

Along with Brown, numerous other NHL players and personnel are involved with the program. Former Sharks defensemen Kyle McLaren and Mike Rathje are a part of the coaching staff this season, and local figures such as Todd McLellan, Owen Nolan, Mike Ricci, and David Maley have been known to stop by practice from time to time. Surrounding players with these core values and excellent hockey minds has paid off. Each year the organization has more tryouts, greater retention of players, and more families coming to the rink. This has strengthened the fabric of hockey culture in the Bay Area and led to rapid growth.

NOTABLE ALUMNI

Along with boasting an impressive list of alumni who have played in the NCAA and various leagues around the world, the Junior Sharks have developed numerous professional players. Notable alumni who played or are playing in NHL organizations include: Corbin McPherson (New Jersey), Jason Platt (Edmonton), Viktor Tikhonov (Arizona), Alec Martinez (Los Angeles), Brett Sutter (Carolina), Casey Wellman (Florida), Spencer Dillon (Florida), and Matt Tennysen (San Jose).

MOVING FORWARD

Registered USA Hockey players in the Pacific region has increased by over 240% since the San Jose Sharks entered the NHL in the early 90's. In fact, Sharks Ice alone currently makes up 28% of USA Hockey registered hockey players in California. This type of growth is exciting but does present a unique set of challenges when trying to find ice time for more and more players each year. That's a good problem to have.

The true strength of a sustainable hockey community lies in the steady increase of new players each season, an asset the Junior Sharks have been blessed with. Opportunities for expansion are always possible as long as demand is there. More families coming to the rink means demand is only expected to grow.

With numerous tournaments scheduled at Sharks Ice, and alumni finding success, players realize they can progress to the next stage of their hockey career and stay in the Bay Area. Scouts at both the collegiate and professional level don't consider California to be "non-traditional" anymore.

The tradition is just beginning.



SHARKS TICKET INFORMATION

PURCHASING TICKETS

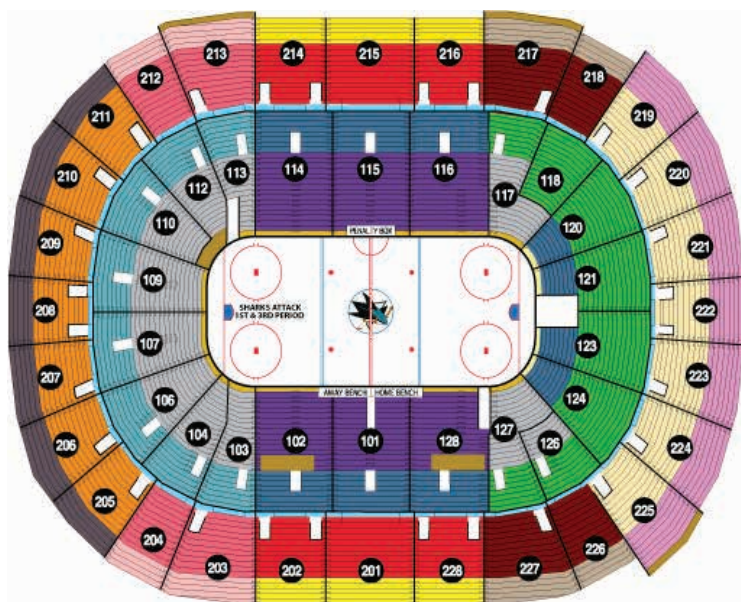
SAP Center at San Jose — The Ticket Office is open:

- Monday through Friday, 9:30 a.m. to 5:30 p.m.
- Closed Saturday, Sunday and Holidays
- Open for all SAP Center at San Jose events two hours before scheduled time

Tickets to all SAP Center at San Jose events are available at the SAP Center Ticket Office, all Ticketmaster retail locations throughout the Bay Area, online at Ticketmaster.com or charge by phone at 1-800-745-3000.

Group Ticket Information: 408-999-5757

Season Ticket and Partial Season Plan Information: 408-999-5757



- | | |
|---|---|
| VIP Glass | Upper Rim |
| Side Comerica Bank Club | Premium Upper Sideline |
| Premium Glass | Premium Upper Corner - Attack End |
| End/Corner Comerica Bank Club | Premium Upper Corner |
| Premium Lower | Premium Upper Goal - Attack End |
| Lower Reserved Attack End | Premium Upper Goal |
| Lower Reserved | Upper Sideline |
| | Upper Corner - Attack End |
| | Upper Corner |
| | Upper Goal View - Attack End |
| | Upper Goal View |





“THE VOICES OF WINTER”

TELEVISION BROADCASTS

Comcast SportsNet California, the home of “Authentic Bay Area Sports,” is the Sharks exclusive regional cable television broadcast partner.

Comcast SportsNet California will once again provide comprehensive Sharks television coverage this season, broadcasting 69 exclusive games for the team’s 2014-15 National Hockey League season with all games in sparkling high definition.

An additional 11 Sharks games will be broadcast nationally on the NBC family of channels, with 10 on NBC Sports Network and one on NBC.

Long-time play-by-play announcer Randy Hahn (@sharkvoice) will serve as the voice for Comcast SportsNet California’s broadcasts. The seven-time Northern California Emmy Award winner will be joined by former Shark Jamie Baker, who enters his 10th season in the Sharks broadcast booth, first as the Sharks television color analyst. 12-year NHL veteran Curtis Brown joins Comcast SportsNet California full-time as the lead analyst for “Sharks Pregame Live” and “Sharks Postgame Live.” He has been working with the network for the past three seasons as a studio analyst. Brown will co-anchor the pre- and post-game shows with 12-time regional Emmy Award winner Brodie Brazil.

New for all Sharks home games this season is a permanent “Inside The Glass” position on the Sharks bench, where Baker will provide viewers with an up-close-and-personal vantage point for Sharks broadcasts on Comcast SportsNet, bringing fans closer than ever to the action of Sharks hockey.

Comcast SportsNet California’s “Sharks Pregame Live” will lead viewers right to the drop of the puck with a breakdown of the evening’s matchup, insightful analysis, and interviews with Sharks coaches and players. Immediately following Sharks games on Comcast SportsNet California, “Sharks Postgame Live” will provide in-depth game analysis, complete game highlights, a live look at Coach Todd McLellan’s press conference, interviews from the dressing room and player reaction, and a preview of the next game. The shows will be anchored by Brazil and Brown, with additional analysis provided by Hahn, Baker and Hedican.

In addition, Brazil will serve as the host for “SharkByte,” the popular magazine-style Sharks-focused program.

For approximately 24 hours following each game, Comcast SportsNet California’s Sharks telecasts will be available on XFINITY On Demand.



RADIO BROADCASTS

SHARKS RADIO NETWORK

On the radio dial at 98.5 FM KFOX and the Sharks Radio Network, veteran radio play-by-play announcer Rusanowsky will return for his 24th consecutive season as the “Voice of the Sharks.” He will be joined by 2006 Stanley Cup Winner and 17-year NHL veteran Bret Hedican, who joins the Sharks broadcast team full-time after spending the past five seasons as a pre-game, post-game and “Inside the Glass” analyst for Comcast SportsNet California’s coverage of Sharks hockey.

Radio coverage begins with the popular 30-minute pre-game show, “Sharks Warm-Up,” followed by another popular segment, “Coach’s Chalkboard,” and the game broadcast. When a regular season game originates outside the Pacific Time Zone on a weekday, KFOX joins pre-game coverage with “Coach’s Chalkboard,” while the full program is still available on most Sharks Radio Network affiliate stations and on the Internet. During the playoffs, “Sharks Warm-Up” will air in its entirety on KFOX in all instances.

Affiliate stations bring Sharks radio action throughout Northern California, with a full list of schedules available at www.sjsharksradio.net. Games are also available on SiriusXM satellite radio and the Internet all season long.

Along with the full season and playoff schedule, KFOX will air live coverage of two pre-season games.



RADIO/TV INFORMATION

2014-15 SHARKS RADIO NETWORK

STATION	CITY
KFOX 98.5	San Jose/San Francisco/Oakland (flagship station)
KATA (1340 AM / 92.7 FM)	Eureka/Arcata
KESP (970 AM)	Modesto/Stockton
KHTK (1140 AM / 105.1 HD3)	Sacramento
KFIG (940 AM) / ESPN KFPT(790 AM)	Fresno/Clovis
KIDD (630 AM)	Monterey/Salinas/Santa Cruz
KKXS (96.1 FM)	Redding
KRKC (1490 AM /104.9 FM)	King City
KXBX (1270 AM)	Lakeport
KVON (1440 AM)	Napa
KRBQ (102.1 HD2)	SF Bay Area Alternate
sjsharks.com	Official Internet site of the San Jose Sharks
SiriusXM	Official Satellite Radio Provider of the NHL



RANDY HAHN

TELEVISION PLAY-BY-PLAY BROADCASTER

Experienced broadcaster Randy Hahn provides Bay Area hockey fans with all the play-by-play action for Sharks games on Comcast SportsNet California. Hahn, who enters his 22nd full season with the club, served in the same capacity on selected telecasts during San Jose's first two seasons (1991-93).

Hahn, who called his 1,000th National Hockey League game on Dec. 5, 2009 against Calgary, has captured six Northern California Emmy Awards in the "On Camera Talent Play-by-Play" category.

Hahn was featured as the primary play-by-play voice on the hockey video game, NHL 2K11.

Hahn has more than 30 years of sports broadcast experience, including a unique first assignment when he was just 16 years old – calling the "paw-by-paw" action of a dog sled race in the Yukon Territory in 1974. He continues to be a versatile broadcaster, having done play-by-play on television and radio, anchoring radio sports shows and serving as television studio host for various sports programs. Hahn became the interim co-host of San Francisco CBS-5's "Evening Magazine" in February 2005, working alongside popular Bay Area personality Malou Nubla.

A native of Edmonton, Alberta, Hahn's other hockey broadcast experience came as studio host of Los Angeles Kings games on the Prime Ticket cable network before joining the Sharks. Early in his career, he was a member of the radio broadcast teams of both the Vancouver Canucks and Edmonton Oilers, in addition to performing various broadcast roles in those cities.

Hahn is also an experienced soccer announcer. He called matches on ABC and ESPN during the 1994 World Cup. From 1982-92, he was the play-by-play voice of the North American and Major Indoor Soccer League's San Diego Sockers. Hahn also announced the 1990 World Cup, the 1991 Women's World Cup and has called the action for USA National Team soccer games on SportsChannel and for Major League Soccer's Kansas City Wizards. From 1991-94, Hahn was a studio anchor for SportsChannel Chicago's nightly highlight show and worked on broadcasts for collegiate basketball, baseball, volleyball and gymnastics. Hahn has been a play-by-play broadcaster for Arena Football League games on FSN.

In 1990, as a resident of San Jose, Hahn was instrumental in helping bring a NHL franchise to the Bay Area, serving as vice president of Pro Hockey San Jose – a grassroots, non-profit corporation formed for the purpose of attracting an NHL franchise to the new multi-purpose venue being built in downtown San Jose. Hahn is actively involved in charity work in the Bay Area, especially with The American Cancer Society Silicon Valley, The First Tee of Tri Valley program and the Have a Ball Foundation.





JAMIE BAKER

TELEVISION COLOR ANALYST

Former Sharks forward and NHL veteran Jamie Baker returns to the Sharks broadcast team for his 10th season, his first as the television color commentator. Drawing from his 10-year experience as a National Hockey League player, including three seasons with the Sharks (1993-96), Baker, who has occasionally filled in as the color commentator on Sharks television broadcasts in previous seasons, will tandem with and accentuate long-time television announcer Randy Hahn's play-by-play calls, explaining the finer details and insights of the game.

Baker will continue to appear on Comcast SportsNet California's "Sharks Pregame Live" and "Sharks Postgame Live" programs. Baker's high-energy personality, enthusiasm and excellent knowledge of the NHL have greatly enhanced Sharks radio broadcasts over the past nine seasons. In addition, his dedication to grassroots marketing has helped expand the ever-growing youth hockey population in the Bay Area.

Known for his speed, grit and tenacity as a player, Baker was always at his best when the game was on the line.

Following an outstanding college career at St. Lawrence University, Baker went on to play in parts of 10 NHL seasons, including three with the Sharks (1993-96). In 404 games with Quebec, Ottawa, San Jose and Toronto, he tallied 150 points (71 goals, 79 assists). Baker also appeared in 25 Stanley Cup Playoff games with the Sharks, posting nine points (five goals, four assists) and 42 penalty minutes.

Baker is still popular for scoring what has been called the biggest goal in Sharks franchise history. As a member of the 1993-94 Sharks, a team just one year removed from an NHL-record 71 losses, the team posted the largest turnaround in NHL history the following season. The team improved by 58 points and earned a berth in the Stanley Cup Playoffs. As the No. 8 seed, San Jose drew the Presidents' Trophy-winning Detroit Red Wings. Baker scored the game-winning, series-clinching goal in Game 7 against Chris Osgood, allowing the Sharks to become the first eighth-seeded NHL team to defeat a No. 1 seed. The victory is also viewed by many as the "flash point" for turning San Jose into a hockey-passionate city.



DAN RUSANOWSKY

RADIO PLAY-BY-PLAY BROADCASTER

Veteran Radio Play-by-Play Announcer Dan Rusanowsky returns for his 24th consecutive season as the "Voice of the Sharks" on Classic Rock KFOX 98.5 FM and the multi-station Sharks Radio Network, which provides coverage of all games for hockey fans in Northern California and parts of Nevada and Oregon.

A 35-year veteran of hockey broadcasting at all levels, Rusanowsky is one of the club's most recognizable figures, both on-and-off the ice. He's responsible for producing all radio broadcasts, directs and administers the Sharks Radio Network, and oversees the relationship with flagship station KFOX 98.5 FM. A versatile performer, he also contributes to Sharks Magazine, the team's official game program, and sjsharks.com with regularly featured columns and broadcast reports. He appears regularly on KFOX, the flagship's sister station, 95.7 "The Game," and other regional stations to talk about the Sharks and the NHL.

Born in Milford, Conn., Rusanowsky is one of a select few play-by-play announcers who have been tapped by NHL Radio to announce the "Game of the Week." He was on the broadcast team for NHL Radio's production of the 1997 NHL All-Star Game in San Jose and has presented feature work on the League's network broadcasts.

An active, year-round member of the Bay Area broadcasting community, Rusanowsky's resume also includes television work. A motor racing enthusiast, he currently appears on Comcast SportsNet Bay Area's "Race Week" program with commentary on Formula One, IndyCar, NASCAR, and NHRA. He has joined the Indianapolis Motor Speedway Radio Network's live broadcast of the Indy Grand Prix of Sonoma since 2011. He was a member of the San Jose Grand Prix's closed circuit track telecast team, covering Champ Car and all support series in front of more than 150,000 fans per year from 2005-07. He has called the action on San Jose Earthquakes soccer telecasts for Comcast SportsNet, and on KLIV 1590. He was the TV voice of the now-defunct Continental Indoor Soccer League's San Jose Grizzlies and worked the "CISL Game of the Week" for Prime Network. He provided the call of Roller Hockey International telecasts, including the Oakland Skates and the 1995 Murphy Cup Champion San Jose Rhinos. He also makes regular appearances on Sharks television features.

Rusanowsky has called the play-by-play on several Earthquakes MLS radio broadcasts on KLIV 1590, as well as on A-League "diggcasts." He has served as a guest host on 95.7 FM "The Game", KNBR 680 and 1050 AM, as well as the nationally syndicated "Sports Byline USA/Sports Overnight America" programs. He has brought his voice to radio and television commercials, Atari video games, feature films and corporate video programs over the years. He hosted "Dan's Dugout" on Oakland Athletics radio broadcasts in 1993, and ventured back into the baseball world in the summer of 2005 with "Dan's Diamond Notes," a regular weekly segment which aired during KFOX's top-rated morning program.



DAN RUSANOWSKY CONTINUED

Rusanowsky was injured in a serious automobile accident on Nov. 25, 2000, ending a continuous broadcast streak of regular season and playoff games at 774. He called his 1,700th Sharks regular season game on March 20, 2014 vs. Anaheim and has been behind the microphone for all 181 playoff games in Sharks history.

Along with his broadcasting duties, Rusanowsky makes numerous public speaking appearances in the community. He serves on the executive board of the Silicon Valley Monterey Bay, Boy Scouts of America and serves on the advisory boards for the Boys and Girls Clubs of Silicon Valley and Services for Brain Injury. As co-chair of the annual Ultimate Fantasy Hockey Playoffs Draft (through 2010), more than \$450,000 was raised to benefit the Foundation Fighting Blindness. He also works with many other community organizations and is an active member of the NHL Broadcaster's Association.

Before arriving in the Bay Area, Rusanowsky provided the radio play-by-play call for the American Hockey League's New Haven Nighthawks (1986-91) and was the voice of St. Lawrence University's NCAA Division I hockey program from 1979-86. He received a bachelor's degree at St. Lawrence and subsequently earned his M.B.A. at Clarkson University.

In 2013, Rusanowsky was inducted into the Bay Area Radio Hall of Fame in the sports category.



BRET HEDICAN

RADIO COLOR ANALYST

2006 Stanley Cup Winner and 17-year NHL veteran Bret Hedican enters his first season as the team's radio color analyst. Hedican will work alongside venerable play-by-play announcer Dan Rusanowsky, adding his well-respected analysis on the team's flagship station, 98.5 FM KFOX and the Sharks Radio Network.

Hedican joins the Sharks broadcast team full-time after spending the past five seasons as a pre-game, post-game and "Inside the Glass" analyst for Comcast SportsNet California's coverage of Sharks hockey, and he will continue to appear on both shows. Working with Rusanowsky, Hedican will provide expert, first-hand knowledge of the nuances and inner workings of the game.

Hedican also provided radio color commentary for Westwood One's coverage of the 2014 men's and women's Olympic hockey tournament in Sochi.

A respected and knowledgeable voice, Hedican was a defenseman in the National Hockey League for 17 seasons with the St. Louis Blues, Vancouver Canucks, Florida Panthers, Carolina Hurricanes and Anaheim Ducks spanning over 1000 regular season games. He was a key member of the Carolina Hurricanes 2006 Stanley Cup-winning team, playing in all 25 playoff games and scoring 11 points.

Hedican is also a two-time member of the United States men's Olympic hockey team (1992, 2006). After a stellar collegiate career at St. Cloud State University, his number 24 was retired by the university in 2010.

Currently, he sits on the board of the Always Dream Foundation, where they inspire underserved children to reach for their dreams through innovative reading programs and by advancing the cause of early childhood literacy.

SHARKS PRIMARY BROADCASTERS THROUGH THE YEARS

Jamie Baker (radio color analyst, 2005-2014; television color analyst, 2014-present)

Chris Collins (radio color analyst, 1993-97)

Randy Hahn (television play-by-play, 1993-present)

Bret Hedican (radio color analyst, 2014-present)

Dennis Hull (radio and television color analyst, 1991-92)

Steve Konroyd (television color analyst, 1997-00)

Marty McSorley (television color analyst, 2006-07)

Drew Remenda (radio color analyst, 1997-00; television color analyst, 2000-06 and 2007-2014)

Dan Rusanowsky (radio play-by-play, 1991-present)

Joe Starkey (television play-by-play, 1991-93)

Pete Stelmowski (television color analyst, 1993-97; radio color analyst, 2000-04)



MEDIA INFORMATION

ACCESS: The San Jose Sharks organization and Media Relations Department strive to make its players, coaches, management and other personnel available in a timely and responsible fashion to all accredited members of the media.

CREDENTIALS: Press seating for Sharks home games at SAP Center at San Jose is available to accredited media in the press box located on the north side of the building's upper level. Credential requests should be made in writing to Director of Media Relations Scott Emmert via E-mail at "semmert@svse.net". Credentials are good for admittance to the press room (building's first level) and to both teams' postgame locker rooms. The elevator to the press room and press box is located on the north side of the building's concourse. **ALL MEDIA MUST ENTER SAP CENTER FOR SHARKS GAMES VIA THE SECURITY ENTRANCE, LOCATED AT THE REAR OF THE BUILDING, NEXT TO BUT NOT IN THE LOADING DOCK.**

All international credential requests must go through NHL Public Relations **AT LEAST 24** hours prior to the requested game

Due to limited press box seating, those requesting single-game credentials will be seated on a space-available basis, with preference given to the following: television stations with broadcast rights, radio stations with broadcast rights, beat writers and columnists, local daily newspapers and wire services, visiting media, national media, other wire services and websites, and approved websites. Next preference goes to other Bay Area media including weekly newspapers, general topic magazines and television shows and any other media, which have a specific assignment to cover a Sharks game. Single-game credentials must be picked up at the Security Entrance. Possessing a full-season or single-game media credential **DOES NOT** provide parking privileges in SAP Center parking lots. If you do not hold a full season parking pass, you may request a single-game pass from Scott Emmert. Single-game spots are **EXTREMELY** limited and are distributed at the media relations director's discretion on a priority basis.

MEDIA MEMBERS HOLDING SEASON PASSES SHOULD NOTIFY THE MEDIA RELATIONS DEPARTMENT IF PLANNING TO COVER A GAME IN ORDER TO RESERVE SEATING. A MEDIA CREDENTIAL CANNOT BE USED TO SIT IN SPECTATOR SEATING AREAS.

DAY-OF-GAME INTERVIEWS: After the completion of the morning skate (which typically begins at 10:30 a.m. for a 7:00 or 7:30 p.m. start), is the best time to interview players and coaches on a game day. "Pre-tape" television or radio requests to interview a player upon his arrival to the building for the game must be made no later than the conclusion of the team's morning practice and cannot be guaranteed. If the team is not practicing, the request must be made to the Sharks, or visiting team public relations department, no later than 10 a.m. on the day of the game. The Sharks Media Relations Department cannot guarantee access to players or coaches if practice is not scheduled.

DAY-OF-GAME PRACTICES: On home game days when the Sharks choose to practice, they will typically take the ice at approximately 10:30 a.m. at SAP Center at San Jose. Media members should plan on arriving by 10:30 a.m. for game-day practices to ensure the availability of the requested players. The visiting team's practice usually follows the Sharks, beginning normally at 11:30 a.m. **TIMES AND LOCATIONS FOR BOTH THE HOME AND VISITING TEAMS ARE SUBJECT TO CHANGE.** Contact the Sharks Media Relations Department if there is a question regarding either team's practice schedule.



MEDIA INFORMATION

PREGAME MEDIA ACCESS: Sharks players and coaches may be made available to credentialed members of the media two-and-a-half hours before game time. For example, pregame media access for a 7:30 p.m. home game would likely be at 5 p.m.. Media members who wish to utilize this media access window **MUST** contact the Sharks Media Relations Department in advance with their interview requests.

LOCKER ROOMS: The home and visiting team locker rooms will re-open within five minutes after the game. The officials' locker room is off-limits to the media. Should a comment or interpretation from the game's referee or NHL supervisor be needed, contact a member of the Sharks Media Relations Department and a pool reporter may be assigned.

PHOTOGRAPHERS: Only those photographers on assignment from a recognized, approved media outlet will be allowed access to designated photography locations at rink level and in overhead positions. Priority will be given to local dailies, wire service photographers and local TV crews (for non-televised games) and one ice-level photography position will be reserved for Sharks team photographers. Additional photography positions are determined on a priority basis as determined by the Sharks Media Relations director. In cases of increased photographer (i.e. playoffs) attendance, positions will be assigned by the Sharks Media Relations Department. In all cases, photographers should check in with a media relations representative in the press room before game time. Because of very limited photography locations and NHL Images regulations, it is not possible to accommodate freelance photographers.

PRESS ROOM: Media possessing full-season credentials or those granted single-game credentials are invited to have a meal, for a nominal fee, before each game in the press room, located on the lower level (building's north side). The room opens two-and-one-half (2:30) hours before game time. Dining room usage is limited to those presenting valid Sharks or NHL Team Management passes. It is impossible to accommodate family members, friends, guests or others. Any abuse of dining room privileges may cause forfeiture of a media pass. Limited refreshments are also available during intermissions as well as in the press box during games.

SERVICES: Game notes, lineups, press releases, complete statistics and other pertinent information will be furnished by the Sharks Media Relations Department. There are sufficient electrical outlets and telephones available in the press box and media work room (adjacent to the Press Room). Preference for phone use will be given to writers and broadcasters filing stories on deadline. The Sharks can also provide complimentary FAX services for working media, if necessary. The press room and press box are equipped with WI-FI wireless Internet service, as well as high-speed DSL hardlines.

TELEVISION COVERAGE: All television stations are prohibited by the National Hockey League from shooting and distributing footage of any game that is being broadcast from SAP Center at San Jose by either the San Jose Sharks, the visiting team or network television, including a window 30-minutes prior to puck drop. Requests for special features and the like should be directed to the Sharks Media Relations Department.





WORCESTER SHARKS



**2014-2015
MEDIA GUIDE**



2014-15 SCHEDULE

OCTOBER 2014



SUN	MON	TUE	WED	THU	FRI	SAT
			1	2	3	4
5	6	7	8	9	10	11
12	13	14	15	16	17	18
19	20	21	22	23	24	25
26	27	28	29	30	31	

NOVEMBER 2014

SUN	MON	TUE	WED	THU	FRI	SAT
						1
2	3	4	5	6	7	8
9	10	11	12	13	14	15
16	17	18	19	20	21	22
23	24	25	26	27	28	29
30						

DECEMBER 2014

SUN	MON	TUE	WED	THU	FRI	SAT
	1	2	3	4	5	6
7	8	9	10	11	12	13
14	15	16	17	18	19	20
21	22	23	24	25	26	27
28	29	30	31			

 HOME GAME  AWAY GAME



ALL 76 GAMES BROADCAST LIVE ON WTA.

ALL GAMES ONLINE AT SHARKSAHL.COM

All dates and times subject to change. All times are Eastern Time Zone.

SHARKSAHL.COM
508.929.0500

JANUARY 2015

SUN	MON	TUE	WED	THU	FRI	SAT
				1	2	3
4	5	6	7	8	9	10
11	12	13	14	15	16	17
18	19	20	21	22	23	24
25	26	27	28	29	30	31

FEBRUARY 2015

SUN	MON	TUE	WED	THU	FRI	SAT
1	2	3	4	5	6	7
8	9	10	11	12	13	14
15	16	17	18	19	20	21
22	23	24	25	26	27	28

MARCH 2015

SUN	MON	TUE	WED	THU	FRI	SAT
1	2	3	4	5	6	7
8	9	10	11	12	13	14
15	16	17	18	19	20	21
22	23	24	25	26	27	28
29	30	31				

APRIL 2015

SUN	MON	TUE	WED	THU	FRI	SAT
				1	2	3
4	5	6	7	8	9	10
11	12	13	14	15	16	17
18	19	20	21	22	23	24
25	26	27	28	29	30	



DCU CENTER

WORCESTER, MA 01608
 508-929-0500 • 508-929-0517 (FAX)
 SHARKSAHL.COM
 FACEBOOK.COM/WORCESTERSHARKS
 TWITTER: @WORCESTERSHARKS

General Manager and Alternate Governor	Joe Will
Head Coach	Roy Sommer
Assistant Coach	Ryan Mougengel
Video Coach	Charlie Townsend
Development Coach (Goalies)	Corey Schwab
Development Coach (Defenseemen)	Bryan Marchment
Development Coach (Forwards)	Mike Ricci
Development Coach	Dirk Graham
Development Coach	Niklas Sundstrom
Head Athletic Trainer	Matt White
Head Equipment Manager	Chris Davidson-Adams
Assistant Equipment Manager	Mike Blomgren
Strength & Conditioning Assistant	Marco Sanchez
Vice President and Alternate Governor	Jon Gustafson
Sr. Director of Sales and Marketing	Suzanne DeGeorge
Sr. Director of Business/Community Development	Michael Myers
Director of Public Relations & Broadcasting	Eric Lindquist
Merchandise Manager	David Gwozdz
Ticket Sales Manager	Kristyn Galante
Marketing Manager	Ryan Walsh
Corporate Account Executive	Mike Murtha
Account Executives	Pete Kelly, Mike Connole, Andrew Nawn, Carly Grimaudo
Community Development Coordinator	Joey Goldstein
Marketing & Operations Coordinator	Emily Quinn



JON GUSTAFSON

VICE PRESIDENT, SHARKS ICE & WORCESTER SHARKS



Jon Gustafson enters his second season as vice president with Sharks Sports & Entertainment (SSE).

Gustafson oversees all business operations for the Worcester Sharks of the American Hockey League, including ticket sales, marketing, corporate partnerships, and public and community relations.

He is also responsible for overseeing all areas of operation for the Sharks Ice family of ice rinks, including Sharks Ice at San Jose, Sharks Ice at Fremont and the Oakland Ice Center, operated by Sharks Ice.

In addition, he is responsible for the merchandise operations for all of SSE's properties, including the San Jose Sharks, Worcester Sharks and Sharks Ice facilities.

Since 2000, Gustafson, 45, has served as general manager of the family of Sharks Ice rinks. Under his leadership, the operation has grown from one facility with two ice sheets to three facilities with seven ice sheets and increased revenues ten-fold. In 2013, the Jr. Sharks youth ice hockey program, which was founded by Gustafson and operates out of Sharks Ice, was named as a USA Hockey Model Program, one of only four programs in the U.S. to receive the honor.

Gustafson, who serves on the Board of Directors for USA Hockey and the International Ice Skating Institute, works closely with organizations such as USA Hockey, USHL, NAHL, ISI, USF to bring national and world hockey events to San Jose. Sharks Ice hosted the 2013 USA Hockey Girls and Women's National Championships, the latest in a long line of national events to select the facility as the home for their events. In 2009, Gustafson was named the International Ice Skating Institute's "Facility Operator of the Year."

From 1996-1999, Gustafson served and the general manager and vice president of operations for the San Jose Rhinos of Roller Hockey International (RHI). The team, which played their home games at SAP Center at San Jose, won the Murphy Cup as league champions in 1995 and Gustafson was named RHI "Executive of the Year" in 1999.

A former goaltender, Gustafson spent five seasons playing with various teams in the AHL, ECHL, CHL, WCHL and IHL. On April 15, 1992, he dressed as the back-up goaltender to Grant Fuhr for the Toronto Maple Leafs at Maple Leaf Gardens in a 4-2 win over the New York Rangers. The Fort Frances, Ontario native also played collegiately for four seasons at Colorado College.



Dylan DeMelo





ROY SOMMER

HEAD COACH

Worcester Sharks Head Coach Roy Sommer, who plays a major role in developing players for the San Jose Sharks, is currently the longest-tenured coach in the American Hockey League.

The Oakland native returns for his 17th season behind the bench of San Jose's top development affiliate and his 19th season overall with the Sharks organization. In his 16 seasons as head coach, Sommer has compiled a 576-534-48-56-54 (W-L-T-OTL-SOL) record in the regular season and has reached the postseason seven times, including reaching the Atlantic Division Finals in two of the last six seasons.

San Jose dressed 17 players during the 2013-14 season that developed under Sommer's tutelage. In fact, 31 players have made their NHL debuts with the Sharks over the last eight seasons -- including Justin Braun, Andrew Desjardins, Matt Tennyson, Alex Stalock, and Tommy Wingels.

Roy Sommer surpassed Frank Mathers (1,256 games coached) for the most games coached in AHL history on March 26, 2014 in Worcester's 5-3 victory in Lewiston, ME over the Portland Pirates. Sommer has coached 1268 AHL games -- all with the SJ Sharks AHL affiliates. In total, he has been a head coach in 1,602 games in the AHL and ECHL.

In 2011-12, Roy became just the 4th head coach in AHL history to reach the 500 wins plateau after a 3-2 shootout victory at Hershey on February 11, 2012.

In 2010-11, Sommer became just the 4th head coach in AHL history to reach the 1,000 games plateau after a 3-1 victory at Springfield on January 14, 2011 and seven players made their NHL debut with the San Jose Sharks.

In 2009-10, Sommer led Worcester to a franchise record 49 wins and captured the regular season Atlantic Division title. He won his 400th game as an AHL head coach after a 4-1 victory over Springfield at the DCU Center on Nov. 1, 2009. Entering 2014-15, Sommer's 576 wins ranks fourth all-time among AHL head coaches.

As head coach for San Jose's top development team, Sommer has coached more than 80 players who've spent time in the National Hockey League, including forward Logan Couture, who was named 2010-11 PlayStation "Sharks Rookie of the Year."

Sommer, 56, began coaching San Jose's top development affiliates in 1998-99 with the AHL's Kentucky Thoroughblades. He coached the T-Blades for three seasons before San Jose relocated their AHL team to Cleveland. In his first season with Kentucky, the Thoroughblades registered franchise records for most regular season wins (44), most road wins (21) and total points (98) in a season while posting the AHL's fifth-best record. This success came despite having 17 players promoted to the NHL during the season.

From 1999-2001, Sommer's club went 84-50-21-5 to capture two consecutive Mid-Atlantic Division titles and went to the Calder Cup Playoffs each season. Sommer's success was recognized during the 1999-00 season with his selection as the head coach for the Canadian All-Star Team, where his squad toppled PlanetUSA, 8-3.

Before being named head coach of the Thoroughblades in 1998, Sommer spent two seasons (1996-98) as an assistant coach with the San Jose Sharks.

With San Jose, Sommer was responsible for pre-scouting upcoming opponents for their offensive and defensive tendencies, line combinations and special teams tactics. In addition, he assisted in running practices and provided special on-ice extended workouts with scratched players and those rehabilitating injuries.

Before Sommer joined San Jose, he was head coach of the ECHL's Richmond Renegades from 1991-96 and was named 1995-96 Coach of the Year after leading his team to a league best 46-11-13 mark and a league record 105 points in capturing the Brabham Cup (best regular season record). Sommer led the Renegades to the Riley Cup (league championship) in 1994-95 after posting a 41-20-7 regular season record. In addition, he served as head coach of the ECHL's East All-Star Team in 1994-95 and the North All-Star Team in 1995-96.

Sommer's additional ice hockey coaching experience includes assistant coaching stints with the Albany Choppers and Muskegon Lumberjacks of the International Hockey League and working with USA Hockey as an

ALL-TIME AMERICAN HOCKEY LEAGUE COACHING WINS

1. Fred "Bun" Cook	1937-56	19 seasons	1,171 GP	636 WINS
2. Frank Mathers	1956-85	18 seasons	1,256 GP	610 WINS
3. John Paddock	1981-2009	16 seasons	1,125 GP	589 WINS
4. Roy Sommer	1998-current	16 seasons	1,268 GP	576 WINS





assistant coach at several evaluation camps for 16- and 17-year-old players.

In 1998, he served as head coach and general manager for the silver-medal winning Team USA (4-1-0 record) at the International Ice Hockey Federation In-Line Hockey World Championships in Anaheim. Sommer's squads won gold medals in each of the first two tournaments (1996 in St. Paul, Minn. and 1997 in Anaheim) and posted undefeated records each year. His three-year coaching mark at this prestigious tournament stands at 17-1-0.

The former Bay Area youth hockey player coached Roller Hockey International's San Jose Rhinos for three seasons (1994-96), including capturing the Murphy Cup (league championship) in 1995. In addition, Sommer served as head coach for RHI's 1996 Western Conference All-Star Team.

Before stepping behind the bench, Sommer played nine seasons of professional ice hockey. A sixth round selection by the Toronto Maple Leafs in 1977, Sommer played in the Leafs system as well as those of the St. Louis Blues, Edmonton Oilers, New Jersey Devils and Pittsburgh Penguins. The highlight of Sommer's NHL career came during the 1980-81 season when, as a teammate of Wayne Gretzky, Sommer scored a goal in his NHL debut with the Edmonton Oilers.

Sommer was captain of the Wichita Wind from 1980-83 and again with Muskegon in 1986-87. Sommer, who played left wing and center, was a member of the AHL Calder Cup Champion Maine Mariners in 1983-84 and helped lead Muskegon to the 1985-86 IHL title (Turner Cup). He played his junior hockey for the Spruce Grove Mets, which won the 1975 Centennial Cup, and for the Calgary Centennials. Sommer was a member of the United States National Team at the World Junior Championships in 1976-77.

Sommer resides in Shrewsbury, Mass. with his wife Melissa and their three children: Marley, Castan and Kira.





RYAN MOUGENEL

ASSISTANT COACH

scouting.

Mougénel comes to Worcester after spending the 2013-14 season as the assistant coach of the Hershey Bears. Before Hershey, he had a four-year stint as head coach of the ECHL's Las Vegas Wranglers and posted a 151-111-10-16 record which included appearances in the Kelly Cup playoffs during all four seasons from 2009 to 2013, including the 2012 Western Conference championship.

The native of Scarborough, Ontario previously served as assistant coach for four seasons with the ECHL's Fresno Falcons and Stockton Thunder.

Mougénel's last playing action came during the 2002-03 season, when he posted 35 points (15-20-35) in 53 games with the ECHL's Atlantic City Boardwalk Bullies where he captured the 2003 Kelly Cup championship.

In 180 regular-season games with ECHL Hampton Roads, Chesapeake, Jackson and Atlantic City from 1997-2003, Mougénel totaled 105 points (46 goals, 59 assists) and 271 penalty minutes. He also played 95 games in the former International Hockey League with the Quebec Rafales and Cleveland Lumberjacks, and played 20 games in the AHL with the Rochester Americans in the 1999-2000 season.

The 38-year-old played junior hockey with Owen Sound (OHL) and Kitchener (OHL) and currently resides in Worcester, Mass. with his wife Kimberly and daughter Reese.



CHARLIE TOWNSEND

VIDEO COACH

Charlie Townsend enters his first season as video coach for San Jose's top affiliate, the Worcester Sharks, after spending the 2013-14 season as the video coaching assistant in Worcester.

Townsend joined the Sharks organization after spending three seasons as a professional hockey player in the Central Hockey League and the French Elite League. He served as an assistant coach and video coordinator for the Bloomington Blaze (CHL) after an injury shortened season in 2012-13.

Charlie is a 2010 graduate of Middlebury College where he played 83 games for the Panthers accumulating 49 points (27-22-49). The 27-year-old native of Pennington, NJ was an assistant captain for Middlebury's 2009-10 squad that won the NESCAC championship and was a member of the NESCAC All Sportsmanship team.



MATTHEW WHITE

HEAD ATHLETIC TRAINER

Matthew White enters his 14th season in the American Hockey League, ninth with the Worcester Sharks as head athletic trainer.

Last season, White celebrated a personal milestone as he was behind the bench for his 1,000th professional game in the Sharks loss in Binghamton on February 15, 2014.

A graduate of University of New Hampshire and Boston University, he joined the Sharks after spending a year at Boston University. Before that, White was the head athletic trainer for the Cincinnati Mighty Ducks (AHL) for five seasons. White has also served as an athletic trainer at the College of Holy Cross in Worcester.

During the offseason, White directs his own strength and conditioning program for junior and high school aged athletes throughout Central Massachusetts at the DCU Center.

White currently lives in Holden, MA with his wife Kim and their four children: Abigail, Eloise, Evelyn, and Adaline.





CHRIS DAVIDSON-ADAMS

HEAD EQUIPMENT MANAGER

Chris Davidson-Adams enters his fifth season with the Worcester Sharks as head equipment manager after spending the previous four seasons as the assistant equipment manager for the National Hockey League's Dallas Stars.

Now in his 15th professional hockey season, Davidson-Adams has previously worked for the Muskegon Fury (International Hockey League), Grand Rapids Griffins (American Hockey League) and the Houston Aeros (AHL). He was named assistant equipment manager for the 2007 NHL All-Star Game and head equipment manager for the 2003 United Hockey League All-Star Game.

Davidson-Adams, a 34-year-old native of Grandville, Mich., was with Muskegon when they won the Colonial Cup in 2004 and 2005. He resides in Worcester.



MICHAEL BLOMGREN

ASSISTANT EQUIPMENT MANAGER

Michael Blomgren enters his fourth season as the Worcester Sharks assistant equipment manager after spending the previous four seasons as a member of the Sharks Ice Crew and as a locker room attendant.

During the off-season, the Auburn, MA native is the crew leader for JBS Landscaping and Tree Service in Leicester. Blomgren, 25, received his bachelor's degree at Anna Maria College in Criminal Justice and currently resides in Auburn.



WORCESTER SHARKS MEDICAL TEAM

SAINT VINCENT HOSPITAL



Jason E. Simon, MD

Team Doctor

Dr. Simon is a team physician for the Worcester Sharks. In his orthopedic practice, Dr. Simon sees a lot of sports injuries, from high school athletes to those who just enjoy playing sports on the weekend.

Dr. Simon has been practicing orthopedics for five years. He has worked with the Boston University's men's hockey team and the UMASS Boston men's hockey team.



Todd Malvey, DO

Team Doctor

Dr. Malvey is a team physician for the Worcester Sharks. He is a family medicine physician at Saint Vincent Hospital and also specializes in sports medicine with a special interest in concussions.

Dr. Malvey has been practicing medicine for nine years.



William B. Balcom, MD

Team Advisor

Dr. Balcom is an orthopedic surgeon and the Medical Director of the Saint Vincent Hospital Center for Musculoskeletal Services. Dr. Balcom is also the lead team physician for the Worcester Sharks.

With over 16 years of orthopedic surgery experience, Dr. Balcom has also been on the medical staff of the New York Yankees and the San Francisco Giants.



Saint Vincent Hospital

CENTER FOR MUSCULOSKELETAL SERVICES



ERIC LINDQUIST

**DIRECTOR OF PUBLIC RELATIONS AND BROADCASTING
VOICE OF THE WORCESTER SHARKS**

Eric Lindquist returns for his eighth season as the "Voice of the Sharks" on 580AM and 94.9FM WTAG. This 12-year broadcasting veteran will also direct all team public relations matters, structure the Sharks broadcast deals, and assists in team services.

Lindquist is also the play-by-play announcer for all Sharks games televised on Charter TV-3 and the NHL Network. He called the action for the 2009 AHL All-Star Game in Worcester on Sirius XM Radio and XM Canada.

Before joining the Sharks, Lindquist served as director of media relations and baseball operations and was the voice for the Golden Baseball League's Long Beach Armada. Lindquist joined the Armada after spending one season as the director of media relations and play-by-play announcer for the ECHL's Long Beach Ice Dogs.

Lindquist does have Massachusetts ties. He's a native of North Andover and was the color commentator for the former Lowell Lock Monsters (AHL) and the Lowell Spinners, the single-A affiliate of the Boston Red Sox. He's a graduate of Northeastern University where he called the action for the school's men's hockey and baseball teams for two seasons.

HEAR ALL 76 GAMES ON



WATCH SELECT GAMES ON



ALL GAMES WEBCAST ON SHARKSAHL.COM

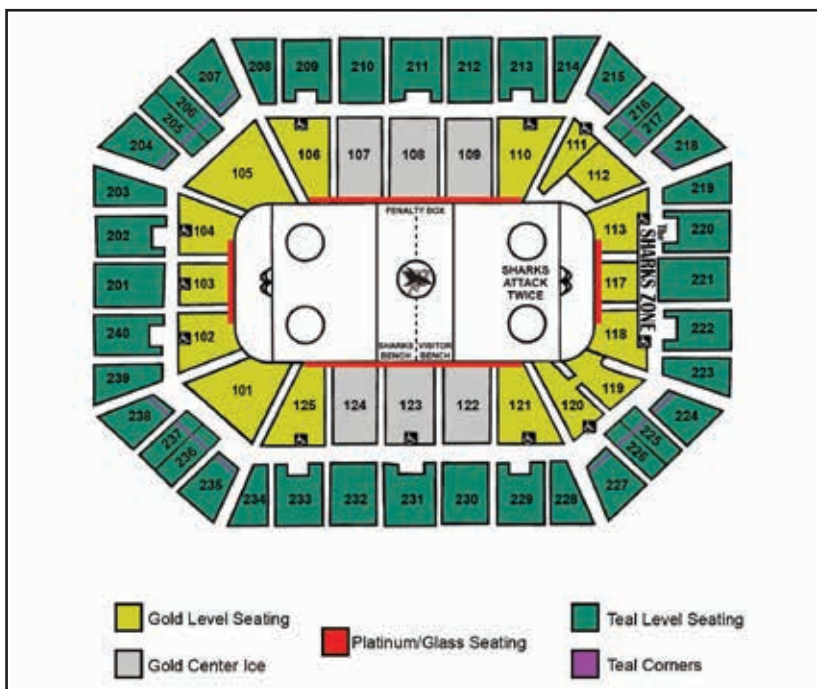


TICKET INFORMATION/SEATING CHART

2014-15 TICKET PRICES

TICKET PACKAGE	SEASON TICKET PRICE (ADULT/YOUTH & SENIOR)	INDIVIDUAL GAME PRICE (ADULT/YOUTH & SENIOR)
PLATINUM PACK -FULL SEASON, GLASS SEATS	\$728	\$26-\$30
FULL SEASON, GOLD LEVEL, CENTER ICE (SECTIONS 107, 108 & 109, 122, 123 & 124)	\$590/\$440	\$23-\$27/\$13-\$15
FULL SEASON, GOLD LEVEL (SECTIONS 102 - 106, 110-121, 125-128)	\$575/\$440	\$20-\$24/\$13-\$15
FULL SEASON, TEAL LEVEL	\$475/\$400	\$16-\$20/\$13-\$15
FULL SEASON, TEAL LEVEL CORNERS (SELECT ROWS)	\$380	\$10-\$12
40 FLEX PACK GOLD LEVEL	\$590	
40 FLEX PACK TEAL LEVEL	\$490	
20 GAME PICK A PLAN, GOLD LEVEL	\$315/\$225	
20 GAME PICK A PLAN, TEAL LEVEL	\$265/\$205	
12 FLEX GOLD	\$195/\$135	
12 FLEX TEAL	\$159/\$135	

*Pricing includes \$1.00 City of Worcester facility fee. *Pricing subject to change.



The Worcester Sharks raised over \$250,000 for various charitable causes to the central Massachusetts community through Sharks Charities during the 2013-14 season. Some of the highlights included:

Over 2,000 pounds of food were collected in part with The 8th Annual Worcester County Sheriff's Department Food Drive presented by Price Chopper and WTAG, which was donated to the Friendly House of Worcester.

Give "Moore" for the Holidays — Sharks player toy drive. Now in its 6th season, Sharks defensemen Konrad Abeltshauser rallied his teammates to participate by purchasing toys for children from the Rainbow Child Development Center of Worcester. Sharks players treated several families to a hockey game and a total of \$3,000 of toys.

Over \$10,000 was raised for the Cup Crusaders during the 3rd annual PINK in the RINK event held at the Worcester Sharks game on Feb 1.



7TH ANNUAL HAT AND MITTENS HOLIDAY SKATE WITH THE SHARKS

The Hat & Mittens Holiday Skate with the Sharks was free and open to the public. All participants were kindly asked to bring a new winter hat, mittens or scarf with them to the event, as all collected items were donated to Abby's House of Worcester.

The Sharks hosted fundraisers throughout the season for several local charitable groups including: Special Olympics Massachusetts, the Shine Initiative, March of Dimes, the Autism Resource Center of Central Massachusetts, Auburn Youth & Family Services, Why Me, and many others.

Dozens of local school groups held fundraisers at Sharks games this season and raised money for various programs and activities.

Additionally, Sharks players, staff, FINZ, and the Street Brigade, made over 300 community appearances to schools, hospitals, hockey rinks, and special events throughout central Massachusetts and the greater Worcester area.

COMMUNITY PROGRAMS:

FINZ FIT KIDZ

The FINZ Fit Kidz initiative enters its fourth season for the Worcester Sharks. The assembly based program brings Sharks players and staff to schools and youth sports organizations throughout Central Massachusetts promoting the importance of exercise and making healthy choices.

READING IS COOL

Reading is Cool enters its ninth year in local schools throughout Central Massachusetts. Reading is Cool encourages students to read at least 30 minutes per day and commit to reading on a regular basis. Through the program, Worcester Sharks players and FINZ visit classrooms to read to students and help promote the importance of learning and reading as paths to lifelong achievement. To date, over 25,000 students throughout Central Massachusetts have participated in the Reading is Cool program and the Sharks have made over 200 visits to local schools and organizations. This season, each participant will receive a Reading is Cool booklet and a free ticket voucher to a Sharks home game.

SKATE WITH THE SHARKS

Four times during the season, the Worcester Sharks visit a local hockey rink to conduct a one-hour practice, followed by a one-hour open skate with players. The Skate with the Sharks is a free program that partners with local youth hockey organizations and is open to the public.

WORCESTER SHARKS SUMMER DAYS

The Worcester Sharks remain extremely busy during the offseason with more than 150 community appearances throughout Central Massachusetts. Worcester Sharks Summer Days presented by Silverleaf Resorts includes player and mascot appearances, Sharks Street Brigades, and SharkHead Shootout.



The SMG-managed DCU Center has a storied history in Central New England as well in the live entertainment and touring music industry. The Arena has helped debut the careers and kicked off many major tours for a variety of successful recording artists and holds many celebrated moments, by fans and artists alike.



After more than 30-years in the business, the DCU Center embarked on a \$23 Million Renovation and Expansion project. Funded by the City of Worcester, construction took place over the course of a five-month period, May 1 - October 1, 2013. Elements of the new design incorporated upgrades to both the interior and exterior of the facility which included a new façade, digital marquee, a landscaped promenade/entrance, redesigned box office pavilion, an expanded concourse, additional restroom facilities, indoor/outdoor sandwich shop and a new concourse-level bar/club area. This was the second phase of major renovations.

During the summer of 2009, the DCU Center underwent the first phase of a multi-year capital improvement project which culminated in \$8.5M of improvements for the start of the Worcester Sharks fourth season. Included in this phase were an electrical service upgrade and the complete replacement of the ice surface. A new ice plant and chillers were replaced; new dasher boards and state-of-the-art seamless glass were installed.

The DCU Center in Worcester, Massachusetts has long been recognized as the gathering place for people to experience the finest in entertainment, sporting events and public functions. Hailed as one of the most successful entertainment and convention facilities in the nation, the DCU Center opened its doors in September 1982 with the legendary Frank Sinatra Inaugural Concert. Since that time, acts of all musical genres have found their way to the arena stage. From rock to rap, country to contemporary, millions of fans from all over the world have come to the DCU Center to see their favorite performers.

The arena features annual appearances of the top family shows including Ringling Bros. and Barnum & Bailey Circus, Disney On Ice and the Harlem Globetrotters, among others. The DCU Center also plays host to a variety of sporting and entertainment events including NCAA Hockey, Holy Cross basketball, Professional bull riding, the MIAA High School Basketball Championships, Monster Trucks and more. In addition, the facility is proud home to the American Hockey League's Worcester Sharks. The Worcester Sharks are owned, operated and affiliated with the San Jose Sharks and host 40 regular season home games.

The facility expanded in 1997 with the opening of an attached state-of-the-art convention center that features panoramic views of downtown Worcester. The complex, described as an architectural gem, added 50,000 square feet of exhibit space, 11 meeting rooms, a 12,144 square foot ballroom (the largest in Central Massachusetts) and a state-of-the-art kitchen. The facility's 100,000-plus square feet of exhibit space is filled by consumer shows, trade shows, conventions, conferences and other public and private functions year-round.

In October 2004, DCU (Digital Federal Credit Union) and the City of Worcester entered into a naming rights partnership to rename the arena and convention center to the DCU Center. DCU is a full-service, not-for-profit financial institution cooperatively owned by and operated for its members. DCU was chartered in October of 1979. Well over 300,000 DCU members have made them one of the fastest growing credit unions in America.

Continuing to provide the best possible experience for the promoter, performer and patron, the DCU Center is owned by the City of Worcester and managed by SMG, the world's leading private management and developing firm for public assembly facilities. Headquartered in Philadelphia, SMG provides management services to more than 200 venues. SMG also offers food and beverage operations through their in-house catering company, SAVOR... Catering by SMG.



2014-15 AMERICAN HOCKEY LEAGUE DIVISION ALIGNMENT

EASTERN CONFERENCE

ATLANTIC DIVISION



Manchester Monarchs (LAK)



Portland Pirates (ARI)



Providence Bruins (BOS)



St. John's IceCaps (WPG)



Worcester Sharks (SJS)

NORTHEAST DIVISION



Albany Devils (NJ)



Bridgeport Sound Tigers (NYI)



Hartford Wolf Pack (NYR)



Springfield Falcons (CBJ)



Syracuse Crunch (TBL)

EAST DIVISION



Binghamton Senators (OTT)



Hershey Bears (WSH)



Leigh Valley Phantoms (PHI)



Norfolk Admirals (ANA)



Wilkes-Barre/Scranton Penguins (PIT)

WESTERN CONFERENCE

NORTH DIVISION



Adirondack Flames (CGY)



Hamilton Bulldogs (MTL)



Rochester Americans (BUF)



Toronto Marlies (TOR)



Utica Comets (VAN)

MIDWEST DIVISION



Chicago Wolves (STL)



Grand Rapids Griffins (DET)



Lake Erie Monsters (COL)



Milwaukee Admirals (NSH)



Rockford IceHogs (CHI)

WEST DIVISION



Charlotte Checkers (CAR)



Iowa Wild (MIN)



Oklahoma City Barons (EDM)



San Antonio Rampage (FLA)



Texas Stars (DAL)



2013-14 AHL STANDINGS

EASTERN CONFERENCE

ATLANTIC	GP	W	L	OTL	SOL	PTS	PCT	GF	GA	PIM
1. y Manchester	76	48	19	3	6	105	0.691	244	188	1005
2. x St. John's	76	46	23	2	5	99	0.651	258	207	1318
3. x Providence	76	40	25	2	9	91	0.599	233	210	1103
4. Worcester	76	36	34	4	2	78	0.513	189	226	1278
5. Portland	76	24	39	3	10	61	0.401	222	284	1568

NORTHEAST	GP	W	L	OTL	SOL	PTS	PCT	GF	GA	PIM
1. y Springfield	76	47	23	1	5	100	0.658	247	212	1255
2. x Albany	76	40	23	5	8	93	0.612	220	193	1045
3. Hartford	76	37	32	1	6	81	0.533	202	220	1493
4. Adirondack	76	30	38	2	6	68	0.447	182	225	1822
5. Bridgeport	76	28	40	2	6	64	0.421	183	238	1832

EAST	GP	W	L	OTL	SOL	PTS	PCT	GF	GA	PIM
1. y Binghamton	76	44	24	3	5	96	0.632	276	232	1481
2. x W-B/Scranton	76	42	26	3	5	92	0.605	206	185	1532
3. x Norfolk	76	40	26	3	7	90	0.592	201	192	1394
4. Hershey	76	39	27	5	5	88	0.579	221	213	1330
5. Syracuse	76	31	32	4	9	75	0.493	198	232	1751

WESTERN CONFERENCE

NORTH	GP	W	L	OTL	SOL	PTS	PCT	GF	GA	PIM
1. y Toronto	76	45	25	2	4	96	0.632	223	202	1644
2. x Rochester	76	37	28	6	5	85	0.559	216	217	1165
3. Utica	76	35	32	5	4	79	0.520	187	216	1092
4. Lake Erie	76	32	33	1	10	75	0.493	197	232	1622
5. Hamilton	76	33	35	1	7	74	0.487	182	224	1350

MIDWEST	GP	W	L	OTL	SOL	PTS	PCT	GF	GA	PIM
1. y Chicago	76	45	21	5	5	100	0.658	239	191	1026
2. x Grand Rapids	76	46	23	2	5	99	0.651	238	187	945
3. x Milwaukee	76	39	24	6	7	91	0.599	215	199	1211
4. Rockford	76	35	32	5	4	79	0.520	234	262	1159
5. Iowa	76	27	36	7	6	67	0.441	169	235	1221

WEST	GP	W	L	OTL	SOL	PTS	PCT	GF	GA	PIM
1. z Texas	76	48	18	3	7	106	0.697	274	197	923
2. x Abbotsford	76	43	25	5	3	94	0.618	237	215	966
3. x Oklahoma City	76	36	29	2	9	83	0.546	239	256	1241
4. Charlotte	76	37	36	1	2	77	0.507	228	241	1118
5. San Antonio	76	30	37	3	6	69	0.454	206	235	1082

x = participated in playoffs

y = clinched division title

z = Calder Cup Champions



2013-14 IN REVIEW

FINAL NUMBERS

The Sharks finished in 4th place in the Atlantic Division with 78 points (36-34-4-2) and missed making the Calder Cup playoffs by 12 points.

AHL RECORD

Head Coach Roy Sommer surpassed Frank Mathers (1256 games coached) for the most games coached in AHL history on March 26, 2014 in the Sharks 5-3 win in Lewiston, ME over the Portland Pirates. Coach Sommer has coached 1268 AHL games – all with the SJ Sharks AHL affiliates. In total, Coach Sommer has been a head coach in 1,602 games in the AHL and ECHL.

FROM EAST TO WEST

Worcester had six different players play at least one game with the San Jose Sharks in 2013-14.

SHARKS SUPER IN SHOOTOUT

The Sharks went 10-2 in the shootout and had the best winning percentage (.833%) in the AHL in games decided in the shootout.

YOU ALWAYS REMEMBER YOUR FIRST!

Worcester Sharks alumni Matt Nieto (Oct 8 vs. NYR), Matt Pelech (Oct 10 at VAN), Bracken Kearns (Dec 29 vs. ANA), and Eriah Hayes (Jan 30 at CLG) each scored their first career NHL goals for the SJ Sharks during the 2013-14 season.

INDIVIDUAL PLAYER HIGHLIGHTS:

Dan DaSilva

Dan DaSilva broke the franchise record for most career goals when he scored his 60th career goal on April 5, 2014 vs. the Hershey Bears. DaSilva finished with 37pts (17-20-37) in 61 games and is now the Worcester Sharks franchise leader with 144 points (60-84-144) in 239 games.

Freddie Hamilton

The second year pro led the club with 22 goals, 1st with 43 points (22-21-43), and tops with nine 1st goals. Hamilton surpassed his point total from last season in just 59 games (76gp, 13-13-26) and skated in his first 11 NHL games with the SJ Sharks during the 2013-14 season.

Travis Oleksuk

Former Bulldog Travis Oleksuk finished 2nd on the club with 40pts (19-21-40) in 74 games. T.O. tripled his point total (3-10-13) from last year and finished the season with 23 points in his last 24 games.

Troy Grosenick

Goaltender Troy Grosenick posted a 6-0 record in the shootout – 3rd most shootout wins in the AHL. Troy stopped 25 of 28 shootout attempts (.892%) and was the only AHL goalie to have at least six wins in the shootout without a shootout loss.



Freddie Hamilton



ALL-TIME ROSTER



NO.	POS	SKATERS	YEARS	GP	G	A	PTS	+/-	PIM
23,22	RW	Dan DaSilva	2008-11,13-14	239	60	84	144	26	227
9	C	Tom Cavanagh	2006-09	202	46	92	138	-3	148
7	LW	John McCarthy	2009-14	242	54	79	133	31	114
15	C	Steve Zalewski	2007-11	210	41	87	128	-13	60
22	LW	Lukas Kaspar	2006-09	216	46	79	125	1	148
37	C	Mike Iggulden	2007-08	151	59	64	123	-18	118
21	RW	Graham Mink	2007-08	132	55	63	118	-2	119
20	RW	Riley Armstrong	2006-09	208	59	53	112	13	300
53	LW	Brandon Mashinter	2009-13	236	54	54	108	-23	324
21	RW	Benn Ferriero	2009-12	121	44	59	103	-17	54
6,25,36	D	Derek Joslin	2006-10,13	214	28	74	102	-12	120
17	C	Ryan Vesce	2008-10	102	38	63	101	7	48
33,22	C	Andrew Desjardins	2008-11	212	39	58	97	47	294
2	D	Patrick Traverse	2006-09	197	20	69	89	-4	94
39,20	D	Matt Irwin	2009-13	181	22	66	88	-16	119
24	LW	T.J. Trevelyan	2009-11	136	47	37	84	-18	47
4,2	D	Danny Groulx	2009-10,12-13	113	18	64	82	21	104
12	LW	Mathieu Darche	2006-07	76	35	45	80	6	72
44	LW	Jamie McGinn	2006-11	116	36	39	75	-3	98
8	D	Mike Moore	2007-12	253	14	58	72	27	365
16	C	Bracken Kearns	2012-14	111	27	44	71	-14	145
51,15	RW	Brodie Reid	2011-14	155	31	40	71	-4	44
12	C	Freddie Hamilton	2012-14	140	35	34	69	-23	22
22	C	Tim Kennedy	2011-13	72	23	45	68	2	40
19	RW	Daniil Tarasov	2012-14	90	31	28	59	2	60
37	D	Sean Sullivan	2010-12	105	17	42	59	10	53
36,14	D	Sena Acolatse	2010-14	157	17	42	59	-29	217
7	D	Dan Spang	2006-08	125	12	44	56	-10	59
26	RW	James Livingston	2011-14	188	17	38	55	6	147
17	RW	Tommy Wingels	2010-12	98	30	24	54	-2	97
37,9	C	Logan Couture	2008-10	46	20	33	53	15	19
21	C	Travis Oleksuk	2012-14	134	22	31	53	-13	32
5	D	Jason Demers	2008-10	103	6	44	50	22	78
5	D	Matt Tennyson	2011-14	121	13	37	50	-32	77



ALL-TIME ROSTER

NO.	POS	SKATERS	YEARS	GP	G	A	PTS	+/-	PIM
14	RW	Jonathan Cheechoo	2010-11	55	18	29	47	-11	14
27,29	D	Nick Petrecki	2009-14	277	8	38	46	-41	531
5	D	Tom Walsh	2006-08	105	7	38	45	-5	36
13	F	T.J. Fox	2007-09	150	19	23	42	0	48
8	D	Garrett Stafford	2006-07	77	11	30	41	3	58
18,37	LW	Yanni Gourde	2011-14	83	13	28	41	-10	67
18	C	Cory Larose	2008-09	53	19	21	40	2	38
14	C	Craig Valette	2006-08	124	19	21	40	-6	174
23	C	Josh Prudden	2006-08	88	14	26	40	13	48
25	C	Marek Viedensky	2011-14	120	15	25	40	0	47
19	RW	Grant Stevenson	2006-07	59	14	25	39	3	30
47	LW	Kevin Henderson	2009-11	137	10	26	36	13	90
44	D	Adam Comrie	2012-14	80	6	28	34	-9	62
11	C	Cory Quirk	2009-11	131	12	20	32	-8	46
11	C	Jon Matsumoto	2012-13	60	14	18	32	-17	30
34	C	Nathan Moon	2011-12	72	12	20	32	-4	149
28,4	D	Taylor Doherty	2010-14	174	5	26	31	-7	254
3,6	D/F	Brad Staubitz	2006-09	162	7	23	30	-28	462
44	D	Brennan Evans	2006-08	155	3	27	30	23	381
26	LW	Dennis Packard	2007-08	76	11	19	30	6	31
24,14,10	LW	Frazer McLaren	2007-12	217	13	17	30	-28	577
11	RW	Jack Combs	2011-12	50	16	14	30	-9	24
18	F	Mike Connolly	2011-12	40	10	20	30	4	26
4,15,2	D	Dylan Demelo	2011-14	82	2	27	29	-15	59
44, 27	D	Justin Braun	2009-12	43	5	24	29	12	8
42,8	RW	Sebastian Stalberg	2011-14	102	14	14	28	-25	16
37,12	LW	Tony Lucia	2009-12	52	9	19	28	5	31
10	F	Nate Raduns	2007-08	56	12	15	27	-8	42
24	C	Tomas Plihal	2006-08	69	11	16	27	0	40
10,17	RW	Ashton Rome	2006-09	128	15	11	26	-26	114
11	C	Joe Pavelski	2006-07	16	8	18	26	9	8
38,18	RW	Eriah Hayes	2012-14	66	15	10	25	-13	47
21	C	Matt Fornataro	2008-09	51	10	15	25	-10	30
15	C	James Sheppard	2011-13	38	8	15	23	1	54
9,16	RW	Ryan Del Monte	2010-12	67	6	17	23	7	58
32	D	Scott Ferguson	2006-07	79	4	19	23	1	101
10	C	Dwight Helminen	2009-2010	74	12	10	22	-20	16
38,19	RW	James Marcou	2009-12	45	5	17	22	-12	18
42,6	D	Nick Schaus	2009-11	81	4	18	22	-2	48
24,27	C	Rylan Schwartz	2012-14	80	6	16	22	-15	31
10	D	Konrad Abeltschauer	2013-14	57	6	15	21	0	18
26,19,36	D	Michael Wilson	2008-10,12-13	95	6	15	21	-5	66
13	LW	Curt Gogol	2011-14	131	13	7	20	-17	455
18	RW	Devin Setoguchi	2007-08	23	8	11	19	0	25
12	RW	Matt Jones	2009-10	72	9	10	19	4	33
23	D,RW	Matt Pelech	2011-14	149	7	12	19	-18	479
34	D	Mathieu Biron	2006-07	24	3	15	18	7	42
37	D	Denny Urban	2012-13	36	4	13	17	-11	10
28	C	Ben Guite	2011-12	26	4	11	15	1	16
41,24	RW	Cam MacIntyre	2010-12	66	8	7	15	-19	67
26	D	Joe Callahan	2009-10	35	4	11	15	5	19
28	LW	Dennis McCauley	2009-10	45	10	4	14	1	84
11	LW	P.J. Fenton	2007-09	56	6	8	14	3	26
19	RW	Mike Morris	2007-09	26	6	7	13	-8	8
24,41	D	Brett Westgarth	2006-10	95	2	10	12	7	164



ALL-TIME ROSTER

NO.	POS	SKATERS	YEARS	GP	G	A	PTS	+/-	PIM
32	RW	Claude Lemieux	2008-09	23	3	8	11	2	24
43	LW	Jimmy Bonneau	2011-14	125	5	6	11	7	355
41	C	Torrey Mitchell	2006-10	18	4	7	11	5	37
17	D	Justin Kurtz	2006-07	55	3	7	10	0	46
40,17	LW	Matt Nieto	2012-14	13	4	6	10	1	0
7	D	Brendan Buckley	2008-09	67	1	8	9	-3	92
28	D	Marc Busenburg	2007-08	31	1	8	9	2	10
28	LW	Riley Brace	2012-14	32	3	6	9	-3	35
3	D	Rob Davison	2013-14	65	3	6	9	-5	113
3	D	Joe Loprieno	2009-11	98	3	5	8	-10	113
39,11	LW	Lane Scheidl	2012-14	34	3	5	8	-14	29
15	RW	Patrick Davis	2010-11	26	4	4	8	3	2
42,16	LW	Trent Campbell	2008-10	19	3	5	8	-3	8
32	G	Alex Stalock	2009-13	142	0	7	7	0	12
38	D	Brian O'Hanley	2011-12	41	4	3	7	-2	16
4	D	Kyle McLaren	2008-09	22	1	6	7	1	19
16	C	Michael Swift	2010-11	18	1	6	7	-6	28
38	RW	Michal Macho	2006-07	27	1	6	7	-1	10
31	RW	Steve Bernier	2006-07	10	3	4	7	4	2
13	C	Brock Higgs	2013-14	16	3	3	6	2	4
20	C	Chad Rau	2013-14	28	2	4	6	-11	6
11	LW	Brady Leisenring	2006-08	27	2	3	5	-1	14
16	F	Dean Strong	2009-10	16	2	3	5	-3	2
27	D	J.D. Forrest	2007-08	16	1	4	5	-6	10
28	D	Jay Leach	2010-11	50	1	4	5	-4	45
17	LW	Peter Sivak	2012-13	9	4	1	5	-5	4
36	F	Chad Costello	2011-12	7	0	4	4	0	2
35	G	Harri Sateri	2010-14	129	0	4	4	0	4
27	D	Mike Brennan	2012-13	28	0	4	4	-5	26
29	G	Thomas Greiss	2006-09,13	142	0	4	4	0	27
26	RW	Adam Schmidt	2013-14	14	1	2	3	-1	0
22	RW	Alex Bourret	2011-12	6	0	3	3	0	4
44	C	Andrew Murray	2011-12	10	2	1	3	-4	0
6	D	Doug Murray	2006-07	5	2	1	3	4	8
25	D	Jody Pederson	2010-11	11	0	3	3	-5	2
5	D	Jon Landry	2010-11	11	1	2	3	-7	8
24	D	Mike Banwell	2012-13	19	1	2	3	-3	15
17	LW	Tommy Grant	2012-13	16	1	2	3	-2	6
36	C	Tyler Gron	2013-14	14	2	1	3	-5	4
31	G	Tyson Sexsmith	2009-12	53	0	3	3	0	2
5	RW	Chris Blight	2010-11	1	0	2	2	2	0
42	F	David Marshall	2010-11	12	1	1	2	-3	15
35	G	Dimitri Patzold	2006-08	46	0	2	2	0	2
4	D	Marc-Edouard Vlasic	2007-08	1	0	2	2	1	0
18	D	Matt Carle	2006-07	3	0	2	2	1	0
27	D	Matt Kinch	2008-09	3	0	2	2	0	0
41	D	Mirco Mueller	2013-14	9	0	2	2	-5	2
28	LW	Patrick Rissmiller	2012-13	6	0	2	2	-2	2
24	RW	Ryan Carpenter	2013-14	12	0	2	2	-5	8
24	LW	Scott Fleming	2013-14	4	0	2	2	1	4
30	G	Carter Hutton	2010-11	22	0	1	1	0	0
45,33	RW	Chris Crane	2012-14	10	0	1	1	0	6
38	C	Chris Lawrence	2010-11	6	1	0	1	-1	15
29	G	Frank Doyle	2009-2010	10	0	1	1	0	2
16	LW	Garet Hunt	2010-11	9	0	1	1	-6	35



ALL-TIME ROSTER

NO.	POS	SKATERS	YEARS	GP	G	A	PTS	+/-	PIM
39	LW	Glenn Olson	2006-07	21	0	1	1	-3	51
41	LW	John Laliberte	2006-07	9	0	1	1	-2	2
34	RW	Jonathan Tremblay	2006-08	20	0	1	1	-2	42
5	D	Josh Gorges	2006-07	7	0	1	1	-5	2
6	D	Kyle Bigos	2013-14	5	0	1	1	5	5
33	D	Louis Liotti	2009-10	10	0	1	1	-3	4
39	C	Mathieu Curadeau	2007-10	4	1	0	1	0	2
39	C	Michael Pelech	2012-13	3	0	1	1	1	2
40	D	Mikael Tam	2012-13	19	0	1	1	-6	31
37	LW	Mike Pereira	2013-14	3	1	0	1	1	0
46	C	Nathan Longpre	2010-11	8	0	1	1	-7	4
27	G	Nolan Schaefer	2006-07	16	0	1	1	0	0
23	C	Oren Eizenman	2007-08	7	0	1	1	-6	4
44	D	Ryan Lannon	2010-11	4	0	1	1	-3	4
27	D	Sandis Ozolinsh	2007-08	2	0	1	1	0	0
22	C	Sean Collins	2006-07	4	0	1	1	-3	2
39	G	Taylor Dakers	2007-09	43	0	1	1	0	0
18	D	Will Colbert	2009-10	19	0	1	1	4	0
39	LW	Andy Bohmbach	2012-13	1	0	0	0	0	0
1	G	Antero Niittymaki	2011-12	5	0	0	0	0	0
37	LW	Bobby Farnham	2011-12	6	0	0	0	-3	6
8	D	Brian White	2007-08	2	0	0	0	1	0
2	D	Brian Yandle	2006-07	1	0	0	0	-1	2
46	RW	Dane Walters	2012-13	3	0	0	0	-2	2
41	C	Daniel Sisca	2007-08	2	0	0	0	1	2
1	G	Daren Machesney	2010-11	7	0	0	0	0	0
4	D	David MacDonald	2007-08	7	0	0	0	-4	23
44	RW	Erick Lizon	2010-11	8	0	0	0	-2	24
30	G	Gerald Coleman	2008-09	3	0	0	0	0	0
36	F	Ian O'Connor	2011-12	2	0	0	0	-2	0
27	F	James McEwan	2008-09	4	0	0	0	-2	10
24	LW	Jay Silvia	2011-12	2	0	0	0	-1	0
31	G	Jeff Jakaitis	2010-11	3	0	0	0	0	0
44	RW	Jim McKenzie	2010-11	2	0	0	0	0	0
34	RW	Joe Pereira	2010-11	1	0	0	0	0	0
35	G	Kyle Jones	2008-09	3	0	0	0	0	0
38	LW	Leigh Salters	2010-11	1	0	0	0	-1	2
34	LW	Matt Francis	2010-11	2	0	0	0	0	0
37	D	Mitch Versteeg	2009-10	3	0	0	0	-1	2
8	D	Nick Jones	2013-14	2	0	0	0	1	0
1	G	Riley Gill	2010-11	1	0	0	0	0	0
44	D	Sacha Guimond	2012-13	2	0	0	0	-2	2
38	F	Scott Mifsud	2006-07	1	0	0	0	0	0
4	D	Sean Hurley	2007-08	1	0	0	0	-1	0
33	G	Thomas Heemskerk	2011-13	6	0	0	0	0	0
10	D	Tim Branham	2008-09	1	0	0	0	0	0
7	D	Todd Perry	2010-11	2	0	0	0	-1	0
1	G	Troy Grosenick	2013-14	35	0	0	0	0	0
3	D	Ty Wishart	2007-08	5	0	0	0	1	0
45	D	William Wrenn	2012-13	3	0	0	0	-1	0



ALL-TIME ROSTER

GOALTENDERS

NO.	NAME	YEARS	GP	MINS	W	L	T/SOL	SO	GA	GAA	SA	SVS	SV%
32	Alex Stalock	2009-13	142	8331	76	53	10	6	364	2.62	3989	3625	.909
29	Thomas Greiss	2006-09,13	142	8385	74	61	6	1	379	2.71	3935	3561	.905
35	Harri Sateri	2010-14	129	7315	48	68	7	4	352	2.89	3596	3244	.902
31	Tyson Sexsmith	2009-12	53	3066	19	21	9	1	142	2.78	1442	1300	.901
1	Troy Grosenick	2013-14	35	1966	18	14	0	2	86	2.62	891	805	.903
39	Taylor Dakers	2007-09	43	2446	18	20	1	1	122	2.99	1137	1015	.893
35	Dimitri Patzold	2006-08	45	2562	17	18	6	1	133	3.11	1238	1105	.893
30	Carter Hutton	2010-11	22	1174	11	7	2	2	59	3.01	601	542	.902
29	Frank Doyle	2009-10	10	571	6	3	0	0	28	2.94	277	249	.899
27	Nolan Schaefer	2006-07	16	921	5	8	3	1	43	2.80	417	374	.897
1	Antero Niittymaki	2011-12	5	299	2	3	0	0	15	3.01	136	121	.890
1	Daren Machesney	2010-11	6	365	2	3	1	2	17	2.79	164	147	.896
31	Jeff Jakaitis	2010-11	3	184	1	2	0	0	11	3.60	103	92	.893
35	Kyle Jones	2008-09	3	127	1	1	0	0	43	5.20	45	34	.756
1	Riley Gill	2010-11	1	20	0	0	0	0	2	6.00	10	8	.800
30	Gerald Coleman	2008-09	3	112	0	2	0	0	11	3.23	41	35	.854
33	Thomas Heemsker	2011-13	6	151	0	1	0	0	5	1.99	67	62	.925



WORCESTER SHARKS ALL-TIME REGULAR SEASON RECORDS

TEAM:

DIVISION CHAMPIONSHIPS (regular season) - 1, 2009-10 (Atlantic)
MOST POINTS, SEASON - 104, 2009-10
FEWEST POINTS, SEASON - 73, 2012-13
MOST WINS, SEASON - 49, 2009-10
FEWEST WINS, SEASON - 31, 2011-12 and 2012-13
MOST LOSSES, SEASON (L+OTL) - 42, 2007-08
FEWEST LOSSES, SEASON (L+OTL) - 28, 2009-10
MOST SHOOTOUT LOSSES, SEASON - 9, 2010-11
FEWEST SHOOTOUT LOSSES, SEASON - 2, 2008-09 and 2013-14
MOST GOALS, SEASON - 275, 2009-10
FEWEST GOALS, SEASON - 189, 2013-14
MOST GOALS ALLOWED, SEASON - 258, 2007-08
FEWEST GOALS ALLOWED, SEASON - 223, 2008-09
MOST PIM, SEASON - 1,620, 2011-12
FEWEST PIM, SEASON - 1,116, 2010-11
LONGEST WINNING STREAK, OVERALL - 7 games, 3/16/07-3/31/07
LONGEST WINNING STREAK, HOME - 6 games, 3/9/07-3/24/07
LONGEST WINNING STREAK, AWAY - 5 games, 3/24/09-4/4/09 and 12/9/11-12/17/11
LONGEST LOSING STREAK (L+OTL), OVERALL - 8 games, 3/24/13-4/7/13
LONGEST LOSING STREAK (L+OTL), HOME - 9 games, 3/24/13-end of season
LONGEST LOSING STREAK (L+OTL), AWAY - 6 games, 3/15/08-4/5/08
LONGEST WINLESS STREAK, OVERALL - 8 games, 3/24/13-4/7/13 (0-6-2-0)
LONGEST WINLESS STREAK, HOME - 9 games, 3/24/13-end of season (0-6-3-0)
LONGEST WINLESS STREAK, AWAY - 8 games, 3/4/12-end of season (0-6-0-2)



Matt Pelech

INDIVIDUAL:

MOST POINTS, SEASON - 80, Mathieu Darche, 2006-07
MOST GOALS, SEASON - 35, Mathieu Darche, 2006-07
MOST ASSISTS, SEASON - 52, Danny Groulx, 2009-10
MOST PIMS, SEASON - 238, Matt Pelech, 2012-13
MOST FIGHTING MAJORS, SEASON - 22, Jimmy Bonneau, 2011-12
MOST PPGS, SEASON - 16, Mathieu Darche, 2006-07
MOST SHGS, SEASON - 3, Ryan Vesce, 2008-09 and Benn Ferriero, 2009-10
MOST GWGS, SEASON - 9, Ryan Vesce, 2008-09
MOST POINTS, GAME - 5, twice; Mathieu Darche, 12/22/06 vs. Mch. (3-2-5) and Matt Nieto, 12/6/13 vs. Por. (2-3-5)
MOST GOALS, GAME - 3, nine times; last: Dan DaSilva, 1/21/14 at Por.
MOST ASSISTS, GAME - 4, five times; last: Yanni Gourde, 1/21/14 at Por.
MOST PIMS, GAME - 42, Brad Staubitz, 2/28/09 vs. Spr.

GOALTENDERS:

MOST APPEARANCES, SEASON - 61, Alex Stalock, 2009-10
MOST MINUTES, SEASON - 3,534, Alex Stalock, 2009-10
MOST WINS, SEASON - 39, Alex Stalock, 2009-10 (AHL rookie record)
MOST LOSSES, SEASON - 24, Thomas Greiss, 2008-09 and Harri Sateri, 2013-14
MOST TIES/SOL, SEASON - 7, Tyson Sexsmith, 2011-12
MOST SHUTOUTS, SEASON - 4, Alex Stalock, 2009-10
LOWEST GAA, SEASON (min 25 games) - 2.33, Tyson Sexsmith, 2011-12
HIGHEST SAVE %, SEASON (min 25 games) - .916, Tyson Sexsmith, 2011-12



Alex Stalock

WORCESTER SHARKS ALL-TIME REGULAR SEASON RECORDS

ALL-TIME TEAM CAPTAINS

PLAYER	YEARS
No captain	2006-07
Graham Mink	2007-08
Ryan Vesce	2008-10
Jay Leach	2010-11
Mike Moore	2010-12
John McCarthy	2012-13
Rob Davison	2013-14



Rob Davison served as captain during the 2013-14 season.

TOP-10 ALL-TIME REGULAR SEASON POINTS

RANK	POS	SKATERS	YEARS	GP	G	A	PTS	+/-	PIM
1	RW	Dan DaSilva	2008-11,13-14	239	60	84	144	26	227
2	C	Tom Cavanagh	2006-09	202	46	92	138	-3	148
3	LW	John McCarthy	2009-14	242	54	79	133	31	114
4	C	Steve Zalewski	2007-11	210	41	87	128	-13	60
5	LW	Lukas Kaspar	2006-09	216	46	79	125	1	148
6	C	Mike Iggulden	2007-08	151	59	64	123	-18	118
7	RW	Graham Mink	2007-08	132	55	63	118	-2	119
8	RW	Riley Armstrong	2006-09	208	59	53	112	13	300
9	LW	Brandon Mashinter	2009-13	236	54	54	108	-23	324
10	RW	Benn Ferriero	2009-12	121	44	59	103	-17	54

TOP ALL-TIME REGULAR SEASON GOALTENDING BY WINS

RANK	NAME	YEARS	GP	MINS	W	L	T/SOL	SO	GA	GAA	SV%
1	Alex Stalock	2009-13	142	8331	76	53	10	6	364	2.62	.909
2	Thomas Greiss	2006-09,13	142	8385	74	61	6	1	379	2.71	.905
3	Harri Sateri	2010-14	129	7315	48	68	7	4	352	2.89	.902
4	Tyson Sexsmith	2009-12	53	3066	19	21	9	1	142	2.78	.901
5	Troy Grosenick	2013-14	35	1966	18	14	0	2	86	2.62	.903
6	Taylor Dakers	2007-09	43	2446	18	20	1	1	122	2.99	.893
7	Dimitri Patzold	2006-08	45	2562	17	18	6	1	133	3.11	.893
8	Carter Hutton	2010-11	22	1174	11	7	2	2	59	3.01	.902
9	Frank Doyle	2009-10	10	571	6	3	0	0	28	2.94	.899
10	Nolan Schaefer	2006-07	16	921	5	8	3	1	43	2.80	.897





WORCESTER SHARKS ALL-TIME PLAYOFF STATISTICS

NO.	POS	YEARS	SKATERS	GP	G	A	PTS	+/-	PIM
23	RW	2009-10	Dan DaSilva	23	5	13	18	4	14
20	RW	2007, 09	Riley Armstrong	18	3	11	14	2	58
17	C	2009-10	Ryan Vesce	18	6	8	14	-3	22
2	D	2007, 09	Patrick Traverse	18	4	7	11	5	6
33,22	C	2009-10	Andrew Desjardins	23	6	4	10	8	45
6,25	D	2007,09-10	Derek Joslin	27	4	3	7	-9	14
15	C	2009-10	Steven Zalewski	23	1	6	7	-1	10
4	D	2010	Danny Groulx	10	1	6	7	1	6
22	LW	2007, 09	Lukas Kaspar	18	2	4	6	-2	6
9	C	2007, 09	Tom Cavanagh	18	4	2	6	0	14
21	RW	2010	Benn Ferriero	11	4	2	6	-2	4
53	LW	2010	Brandon Mashinter	11	1	5	6	3	6
24	LW	2010	T.J. Trevelyan	8	4	2	6	1	2
21	RW	2007	Graham Mink	6	1	5	6	0	8
37	C	2007	Mike Iggulden	6	3	3	6	-4	0
14	LW	2009-10	Frazer McLaren	23	1	4	5	2	87
7	LW	2010	John McCarthy	11	2	3	5	1	10
44	LW	2007, 09	Jamie McGinn	12	4	0	4	-5	27
5	D	2009	Jason Demers	12	0	4	4	-7	6
5	D	2007	Tom Walsh	6	2	2	4	-1	0
12	LW	2007	Mathieu Darche	5	2	2	4	-2	2
37	C	2009	Logan Couture	12	2	1	3	5	11
11	C	2010	Cory Quirk	11	2	1	3	3	2
44	D	2010	Justin Braun	11	0	3	3	3	4
42	D	2010	Nick Shaus	11	0	3	3	0	14
7	D	2009	Brendan Buckley	10	1	2	3	4	18
13	F	2009	T.J. Fox	9	3	0	3	0	4
8	D	2007	Garrett Stafford	6	0	3	3	-2	2
17	D	2007	Justin Kurtz	3	1	2	3	-2	4
3,6	D/F	2007, 09	Brad Staubitz	15	0	2	2	-5	28



WORCESTER SHARKS ALL-TIME PLAYOFF STATISTICS

NO.	POS	YEARS	SKATERS	GP	G	A	PTS	+/-	PIM
18	C	2009	Cory Larose	8	1	1	2	0	4
28	LW	2010	Dennis McCauley	8	0	2	2	1	2
16	F	2010	Dean Strong	6	1	1	2	0	2
19	RW	2007	Grant Stevenson	6	2	0	2	-2	2
41	C	2007	Torrey Mitchell	6	1	1	2	-5	15
8	D	2009-10	Mike Moore	23	0	1	1	8	31
24	D	2009-10	Brett Westgarth	11	0	1	1	1	42
47	LW	2010	Kevin Henderson	11	0	1	1	-3	4
19	D	2010	Michael Wilson	8	0	1	1	-2	4
4	D	2009	Kyle McLaren	7	0	1	1	4	2
10	RW	2007	Ashton Rome	6	1	0	1	-1	2
23	C	2007	Josh Prudden	6	0	1	1	-1	9
44	D	2007	Brennan Evans	5	0	1	1	-1	21
23	C	2009	Matt Fornataro	1	0	1	1	1	0
29	G	2007, 09	Thomas Greiss	15	0	0	0	0	0
32	G	2010	Alex Stalock	11	0	0	0	0	2
32	D	2007	Scott Ferguson	6	0	0	0	-6	6
35	G	2007	Dimitri Patzold	4	0	0	0	0	2
10	D	2010	Dwight Helminen	2	0	0	0	0	0
26	D	2010	Joe Callahan	2	0	0	0	0	2
31	RW	2007	Chris Blight	1	0	0	0	0	0
14	C	2007	Craig Valette	1	0	0	0	-1	0
38	F	2010	James Marcou	1	0	0	0	1	0
39	D	2010	Matt Irwin	1	0	0	0	-1	0
37	LW	2010	Tony Lucia	1	0	0	0	0	0

NO.	GOALTENDERS	YEARS	GP	MINS	W	L	T/SOL	SO	GA	GAA	SA	SVS	SV%
32	Alex Stalock	2010	11	683	6	5	0	0	26	2.28	320	294	.919
35	Dimitri Patzold	2007	4	256	2	1	0	0	8	1.87	101	93	.921
29	Thomas Greiss	2007, 09	15	914	6	9	0	2	42	2.76	431	389	.902



Matt Irwin



WORCESTER SHARKS PLAYOFF HISTORY

ALL-TIME RESULTS

YEAR	ROUND	OPPONENT	RESULT	GF	GA
2014	DNQ				
2013	DNQ				
2012	DNQ				
2011	DNQ				
2010	DF	Manchester	L, 2-4	10	16
	DSF	Lowell	W, 4-1	17	10
2009	DF	Providence	L, 2-4	14	19
	DSF	Hartford	W, 4-2	20	13
2008	DNQ				
2007	DSF	Manchester	L, 2-4	14	20

KEY: DSF — Division Semifinal, DF — Division Final, DNQ — Did not qualify

PLAYOFF FACTS

PLAYOFF SEASONS	3
SERIES WON	2
SERIES LOST	3
GAMES PLAYED.....	29
GAMES WON	14
GAMES LOST	15
OVERTIME GAMES	7
OVERTIME GAMES WON	2
OVERTIME GAMES LOST	5
SHUTOUTS FOR.....	2
SHUTOUTS AGAINST	4

TOP-10 ALL-TIME PLAYOFF SCORING

RANK	PLAYER	GP	G	A	PTS
1.	Dan DaSilva	23	5	13	18
2.	Riley Armstrong	18	3	11	14
	Ryan Vesce	18	6	8	14
4.	Patrick Traverse	18	4	7	11
5.	Andrew Desjardins	23	6	4	10
6.	Danny Groulx	10	1	6	7
	Derek Joslin	27	4	3	7
	Steven Zalewski	23	1	6	7
9.	Benn Ferriero	11	4	2	6
	Brandon Mashinter	11	1	5	6
	T.J. Trevelyan	8	4	2	6

ALL-TIME INDIVIDUAL RECORDS

MOST POINTS, SINGLE PLAYOFF SEASON — 13, Riley Armstrong, 2009 (3 G, 10 A)
MOST POINTS, ONE GAME — 3, seven times, last by Brandon Mashinter, 5/1/10 @ Manchester (0 G, 3 A)
MOST GOALS, SINGLE PLAYOFF SEASON — 4, six times, last by Benn Ferriero, Derek Joslin and T.J. Trevelyan, 2010
MOST GOALS, ONE GAME — 2, eight times, last by Benn Ferriero and T.J. Trevelyan, 4/21/10 @ Lowell
MOST ASSISTS, SINGLE PLAYOFF SEASON — 10, Riley Armstrong, 2009
MOST ASSISTS, ONE GAME — 3, twice, last by Brandon Mashinter, 5/1/10 @ Manchester
MOST GAMES PLAYED, ALL-TIME — 27, Derek Joslin

ALL-TIME GOALTENDER RECORDS

MOST GAMES PLAYED, ALL TIME — 15, Thomas Greiss, 2007 and 2009
MOST WINS, SINGLE PLAYOFF SEASON — 6, twice, last by Alex Stalock, 2010
MOST LOSSES, SINGLE PLAYOFF SEASON — 6, Thomas Greiss, 2009
MOST SHUTOUTS, SINGLE PLAYOFF SEASON — 2, Thomas Greiss, 2009
LOWEST GOALS-AGAINST AVERAGE, SINGLE PLAYOFF SEASON — 2.28, Alex Stalock, 2010
HIGHEST SAVE PERCENTAGE, SINGLE PLAYOFF SEASON — .919, Alex Stalock, 2010



WORCESTER SHARKS ANNUAL AWARDS

TEAM MVP

2007 — Mathieu Darche
2008 — Tom Cavanagh
2009 — Ryan Vesce
2010 — Alex Stalock
2011 — Andrew Desjardins
2012 — John McCarthy
2013 — Bracken Kearns
2014 — Freddie Hamilton

THREE STARS AWARD

2007 — Thomas Greiss
2008 — Mike Iggliden
2009 — Riley Armstrong
2010 — Alex Stalock
2011 — Jonathan Cheechoo
2012 — Tommy Wingels
2013 — Alex Stalock
2014 — Dan DaSilva

ROOKIE OF THE YEAR AWARD

2007 — Thomas Greiss
2008 — Derek Joslin
2009 — Mike Moore
2010 — Logan Couture
2011 — Tommy Wingels
2012 — Sena Acolatse
2013 — Matt Tennyson
2014 — Troy Grosenick

SHARKS UNSUNG HERO AWARD

2007 — Tom Cavanagh
2008 — Brennan Evans
2009 — Andrew Desjardins, Brett Westgarth
2010 — "Crazed Rats" Line (Desjardins, DaSilva and McCarthy)
2011 — Dan DaSilva
2012 — Matt Pelech
2013 — James Livingston
2014 — Travis Oleksuk

PLUS-MINUS LEADER

2007 — Brennan Evans, plus-23
2008 — Riley Armstrong, plus-8
2009 — Jason Demers, plus-15
2010 — John McCarthy, plus-36
2011 — Andrew Desjardins, plus-14
2012 — Sean Sullivan, plus-10
2013 — James Livingston, plus-12
2014 — Kyle Bigos and Matt Nieto, plus-5

AHL SPECIALTY MAN OF THE YEAR AWARD

2007 — Riley Armstrong
2008 — Riley Armstrong
2009 — Mike Moore
2010 — Mike Moore
2011 — Nick Petrecki
2012 — Nick Petrecki
2013 — Nick Petrecki
2014 — Konrad Abeltshauser

ALL-STAR SELECTIONS

2007 — Mathieu Darche
2008 — Mike Iggliden
2009 — Derek Joslin, Ryan Vesce
2010 — Logan Couture, Danny Groulx, Alex Stalock
2011 — Jonathan Cheechoo, Justin Braun
2012 — Matt Irwin, Tyson Sexsmith
2013 — Tim Kennedy, Bracken Kearns

AHL AWARD WINNERS/HONORS

2010 — Danny Groulx (Eddie Shore Award)
2010 — Logan Couture, Alex Stalock
(AHL All-Rookie Team)
2012 — Nick Petrecki (Yanick Dupre Memorial Award)



Travis Oleksuk was voted the Sharks Unsung Hero in 2013-14



KNOWING THE WAY TO SAN JOSE

In 2013-14, the San Jose Sharks had 16 players on their roster that played for Head Coach Roy Sommer within San Jose's development system. Over the last seven seasons, 29 of Sommer's players who played in Worcester made their National Hockey League debuts with the San Jose Sharks. The following is a season-by-season list of players who've split their season between Worcester and San Jose.



Freddie Hamilton made his NHL debut in 2013-14

2006-07	GP*
RW Steve Bernier	62
D Matt Carle	77
RW Mathieu Darche	2
D Josh Gorges	47
D Douglas Murray	35
C Joe Pavelski	46
LW Tomas Plihal	3

2007-08	GP*
C Tom Cavanagh	1
G Thomas Greiss	3
C Mike Iggulden	1
LW Lukas Kaspar	3
D Sandis Ozolinsh	39
G Dimitri Patzold	3
LW Tomas Plihal	22
RW Devin Setoguchi	44
D Marc-Edouard Vlasic	82

2008-09	GP*
RW Riley Armstrong	2
C Tom Cavanagh	17
D Derek Joslin	12
LW Lukas Kaspar	13
LW Jamie McGinn	35
RW Claude Lemieux	18
RW Brad Staubitz	35
RW Ryan Vesce	10

2009-10	GP*
D Joe Callahan	1
C Logan Couture	25
D Jason Demers	51
C Benn Ferriero	24
C Dwight Helminen	4
D Derek Joslin	24
LW John McCarthy	4
LW Jamie McGinn	59
LW Frazer McLaren	23
C Torrey Mitchell	56
RW Ryan Vesce	9
C Steven Zalewski	3

2010-11	GP*
D Justin Braun	38
C Andrew Desjardins	17
RW Benn Ferriero	33
LW Brandon Mashinter	13
LW John McCarthy	37
LW Jamie McGinn	49
LW Frazer McLaren	9
D Mike Moore	6
G Alex Stalock	1
RW Tommy Wingels	5

2011-12	GP*
D Justin Braun	66
RW Benn Ferriero	35
LW John McCarthy	10
LW Frazer McLaren	7
C Andrew Murray	39
RW Tommy Wingels	33

2012-13	GP*
G Thomas Greiss	6
D Matt Irwin	38
C Bracken Kearns	1
LW Tim Kennedy	13
LW Frazer McLaren	1
RW Matt Pelech	2
D Nick Petrecki	1
C James Sheppard	32
G Alex Stalock	2
D Matt Tennyson	4

2013-14	GP*
C Freddie Hamilton	11
RW Eriah Hayes	15
LW Bracken Kearns	25
C John McCarthy	36
LW Matt Nieto	66
RW Matt Pelech	6

KEY

* — games played in San Jose



FINZ



POSITION: MASCOT

Birthday: March 26, 2006

Birthplace: DCU Center

Height: 7-foot

Weight: 460 pounds

Shoots: Right

Education: Ocean Atlantic University
with a master's in Sports
Entertainment

Hobbies: Swimming, eating, playing
street hockey with S.J. Sharkie

Favorite Sport: Hockey (duh)

Favorite Lunch Spot: Regatta Deli

Favorite Sports Teams: San Jose
Sharks, Worcester Bravehearts, New
England Patriots, Boston Red Sox...
and of course, the Worcester Sharks!

Heroes: S.J. Sharkie and Wally, the
Green Monster

Favorite Movies: "Shark Tales," "Slap
Shot," "Miracle," "Jaws" and "The
Little Mermaid"



GENERAL MEDIA INFORMATION

Credential Info — Press seating for Worcester Sharks home games at the DCU Center in Worcester is available to accredited media in the press box located at the top of Section 108. Single-game credentials must be requested no later than 5 p.m. the day before a game. Requests must be made to Eric Lindquist via E-mail at elindquist@sharksahl.com or by calling 508-929-0525. Credentials are valid for the press room, press box and both teams' locker rooms.

Key Numbers

Sharks Main Office — 508-929-0500

Eric Lindquist

Director of Public Relations and Broadcasting

508-929-0525

Fax — 508-929-0510

elindquist@sharksahl.com



Media Parking — NONE

Media Entrance — All media must enter the DCU Center through Door 5 on Major Taylor Blvd. (front of building)

Locker Room Access — Team locker rooms will open 10 minutes after the game.

Press Room — Media possessing season credentials or those granted single-game credentials are invited to have a meal before the game in the press room, located on the lower level of the DCU Center. The press room will open two (2) hours before game time. Dining room usage is limited to those presenting valid Sharks or AHL Team Management passes. Any abuse to dining room privileges may cause forfeiture of a media pass.

Services — Pregame game notes, lineups, press releases, complete statistics and other pertinent information will be furnished by the Sharks Public Relations Department and will be available in the Press Room two hours before game time.

