

SAN JOSE SHARKS

2018-19 MEDIA GUIDE



SAP center

25

1993-2018

2018-19 NHL KEY DATES

SEPTEMBER

- 14 Opening Day of Training Camp
- 15 Pre-Season schedule begins

OCTOBER

- 1 Submission of "Opening Day Playing Roster" to Central Registry (5:00 p.m. ET)
- 3 101 NHL Regular Season Begins

NOVEMBER

- 1 Hockey Fights Cancer Awareness Month begins
- 13 NHL General Managers' Meeting (NHL Toronto Office)
- 26 NHL Founders Day (1917)

DECEMBER

- 1 Signing deadline for Group 2 Free Agents (5:00 p.m. ET)
- 12 U.S. Hockey Hall of Fame Induction (Inductees: Gordon "Red" Berenson, Natalie Darwitz, Leland "Hago" Harrington, David Poile, Paul Stewart) and a Celebration of Lester Patrick (Recipients: TBA) (JW Marriott Hotel, Nashville, TN)
- 19 101st Anniversary of League's first games played
- 19 - 27 Holiday Roster Freeze in effect. For all Players on an NHL Active Roster, Injured Reserve, or Players with Non-Roster and Injured Non-Roster status as of 11:59 p.m. local time on December 19, a roster freeze shall apply through 12:01 a.m. local time December 28, with respect to Waivers, Trades and Loans, subject to the exceptions provided for in CBA Article 16.5(d)
- 24 - 26 Holiday Break – no scheduled practices – dressing rooms closed
- 26 - Jan. 5 2019 IIHF World U-20 Championship (Vancouver & Victoria, BC)

JANUARY

- 1 2019 Bridgestone NHL Winter Classic® - Boston Bruins at Chicago Blackhawks (Notre Dame Stadium, South Bend, IN)
- 8 2019 USHL/NHL Top Prospects Game (Ice Box, Lincoln, NE)
- 23 2019 CHL/NHL Top Prospects Game (ENMAX Centrium, Red Deer, AB)
- 24 - 27 NHL All-Star Break (no games played)
- 24 - 26 No scheduled practices - dressing rooms closed
- 25 2019 NHL All-Star Skills Competition™ (SAP Center at San Jose, CA)
- 26 2019 NHL All-Star Game (SAP Center at San Jose, CA)
- 27 Unrestricted practices resume after 2:00 p.m. (local)
- 28 NHL Regular Season Schedule Resumes

FEBRUARY

- 9 Hockey Day in Canada (Hockey Canada)
- 17 - 24 Hockey Week Across America (USA Hockey)
- 25 Clubs may increase their roster beyond the 23-man roster limit as of 12:01 a.m. for the remainder of the season. 2019 NHL Trade Deadline (3:00 p.m. ET)

MARCH

- 4 - 6 NHL General Managers' Meeting (Boca Beach Club, Boca Raton, FL)

APRIL

- 6 Last Day of 2018-19 Regular Season
- 10 Stanley Cup Playoffs Begin
- 11 - 13 2019 NCAA Frozen Four (KeyBank Center, Buffalo, NY)
- 18 - 28 2019 IIHF U-18 World Championships (Ornskoldsvik/ Umea, Sweden)
- TBA 2019 NHL Draft Lottery

MAY

- 10 - 26 2019 IIHF World Championship (Bratislava/Kosice, Slovakia)
- 17 - 26 2019 CHL MasterCard Memorial Cup (Scotiabank Centre, Halifax, NS)
- May 27-June 1 2019 NHL Scouting Combine (HarborCenter, Buffalo, NY)

JUNE

- 15 Last possible day of 2019 Stanley Cup Final
- TBA 2019 NHL Awards (Las Vegas, NV)
- 20 NHL General Managers' Meeting (JW Marriott, Vancouver, BC)
- 21 - 22 2019 NHL Draft (Rogers Arena, Vancouver, BC)
- 23 Unrestricted Free Agents may meet and interview with potential new Clubs, but may not sign new SPCs until the opening of RFA/UFA Signing Period

JULY

- 1 Restricted Free Agent/Unrestricted Free Agent Signing Period Begins (12:00 p.m. ET)
- 5 Deadline for Player-Elected Salary Arbitration Notification (5:00 p.m. ET)
- 20 First Day of Salary Arbitration Hearings

AUGUST

- 4 Last Day of Salary Arbitration Hearings

CREDITS

The 2018-19 San Jose Sharks Media Guide was written, designed, edited and produced by the San Jose Sharks Media Relations Department.



Executive Editor Ben Guerrero

Layout and Design Audrey Minagawa, Laurence Roman

Assistant Editors Scott Emmert, Kyle Stuetzel, Joanna Schimmel

Principal Photographers Rocky Widner, Don Smith, Brandon Magnus

Special Thanks To Doug Wilson, Joe Will, Dan Rusanowsky, Jim Sparaco, Stephanie Dubin, Tim Patnode, Heather Hooper, Curtis Brown and Randy Robles and Bob Waterman at Elias Sports Bureau

©2018-19 San Jose Sharks and Sharks Sports & Entertainment.

SAN JOSE SHARKS



2018-19 SCHEDULE

SEPTEMBER

SUN	MON	TUE	WED	THU	FRI	SAT
2	3	4	5	6	7	8
9	10	11	12	13	14	15
16	17	18 ANA 7:30PM	19 ANA 7:30PM	20 ANA 7:30PM	21 VOK 7:00PM	22
23	24	25 CGY 8:00PM	26 CGY 7:30PM	27 CGY 7:30PM	28	29
30 VOK 5:00PM						

OCTOBER

SUN	MON	TUE	WED	THU	FRI	SAT
7	8	9 NYI 10:00AM	10 PHI 8:00PM	11 NYR 4:00PM	12	13
14 NJD 10:00AM	15	16	17	18 BUF 7:30PM	19	20 NYI 7:00PM
21	22	23 NSH 5:00PM	24	25	26 CAR 4:00PM	27
28 ANA 5:00PM	29	30 NYR 7:30PM	31			

NOVEMBER

SUN	MON	TUE	WED	THU	FRI	SAT
4	5	6 MIN 7:30PM	7	8 CBJ 7:30PM	9	10 PHI 7:00PM
11 CGY 6:00PM	12	13 NSH 7:30PM	14	15 DAL 5:30PM	16 STL 3:00PM	17 STL 7:00PM
18	19	20 EDM 7:00PM	21	22 TOR 7:30PM	23 VAN 5:00PM	24 VOK 7:00PM
25	26	27 BUF 4:00PM	28 TOR 4:30PM	29	30	

DECEMBER

SUN	MON	TUE	WED	THU	FRI	SAT
2	3	4	5 CAR 7:30PM	6 DAL 5:00PM	7 ARI 5:00PM	8
9	10 NJD 7:00PM	11	12	13 DAL 1:00PM	14	15
16 CHI 4:00PM	17	18 MIN 5:00PM	19 WPG 5:00PM	20 WPG 5:00PM	21 LAK 1:00PM	22
23 ARI 5:00PM	24	25	26	27 ANA 7:30PM	28 EDM 1:00PM	29
30	31 CGY 8:00PM					

JANUARY

SUN	MON	TUE	WED	THU	FRI	SAT
6	7 LAK 7:30PM	8 EDM 5:00PM	9 VOK 7:00PM	10 ARI 7:00PM	11	12 OTT 7:00PM
13	14	15 PIT 7:00PM	16 PIT 7:00PM	17	18	19 TBL 4:00PM
20	21 FLA 4:00PM	22 WSH 4:00PM	23	24	25 WSH 4:00PM	26
27	28	29	30	31		

FEBRUARY

SUN	MON	TUE	WED	THU	FRI	SAT
3	4	5 WPG 4:00PM	6 CGY 6:00PM	7 WSH 5:00PM	8	9 EDM 4:00PM
10	11 VAN 7:00PM	12	13	14 WSH 5:00PM	15 VAN 7:00PM	16 VAN 7:00PM
17 LAK 1:00PM	18 BOS 7:00PM	19	20	21 PIT 4:00PM	22	23 CRJ 3:00PM
24 DET 12:00PM	25	26 BOS 4:00PM	27	28		

MARCH

SUN	MON	TUE	WED	THU	FRI	SAT
3 CHI 4:00PM	4	5	6	7 MTL 7:30PM	8 STL 1:00PM	9
10	11 MIN 5:00PM	12 WPG 5:00PM	13	14 FLA 7:00PM	15 NSH 5:00PM	16
17	18 VOK 7:30PM	19	20	21 LAK 7:30PM	22 ANA 7:00PM	23
24	25 DET 7:30PM	26	27	28 CHI 7:30PM	29 VOK 6:00PM	30
31 CGY 5:00PM						

APRIL

SUN	MON	TUE	WED	THU	FRI	SAT
7	8	9 VAN 7:00PM	10	11	12	13 COL 2:00PM
14	15	16	17	18	19	20
21	22	23	24	25	26	27
28	29	30				

	Preseason Home Games		Preseason Away Games		Home Games		Away Games		NHL All-Star Weekend™ in San Jose
--	----------------------	--	----------------------	--	------------	--	------------	--	-----------------------------------

DATES AND TIMES ARE SUBJECT TO CHANGE.
ALL TIMES LISTED ARE PACIFIC TIME (PT)

GET TICKETS AT SJSHARKS.COM/TICKETS



* All games broadcast on 98.5 KFOX and the Sharks Radio Network

All games on NBC Sports California with the exception of the following:

NBC Sports Network: Oct. 3 vs. ANA, Oct. 9 at PHI, Oct. 23 at NSH, Nov. 20 vs. EDM, Jan. 2 at COL, Jan. 16 at ARI, Feb. 18 vs. BOS, March 11 at MIN

NBC Sports California Plus: March 28 vs. CHI, March 30 vs. VOK, April 2 at VAN, April 4 at EDM

FOLLOW THE SHARKS ALL SEASON LONG AT:

TW: @SanJoseSharks

FB: facebook.com/SanJoseSharks

IG: @sanjosharks

Snapchat: sanjosharks



SAN JOSE SHARKS / 2018-19 MEDIA GUIDE

ABOUT SHARKS SPORTS & ENTERTAINMENT

Sharks Sports & Entertainment, the parent company of the San Jose Sharks, aims to operate a Stanley Cup-caliber hockey team each season, leverage the organization's core competencies of arena and hockey management to provide world-class sports and entertainment to San Jose, and grow the game of hockey throughout the Bay Area.



In addition to the San Jose Sharks, Sharks Sports & Entertainment currently manages the business operations of several entities. As arena managers, Sharks Sports & Entertainment operates and manages SAP Center at San Jose, including the booking of all events in the building. Since its grand opening in September of 1993, SAP Center at San Jose has hosted a "who's who" of music history, including Paul McCartney, Adele, The Rolling Stones, Barbra Streisand, Katy Perry, Garth Brooks, Beyonce, Elton John, Jay-Z, The Three Tenors (Placido Domingo, Luciano Pavarotti and Jose Carreras), Madonna, Lady Gaga, Prince, The Eagles, U2 and more. SAP Center at San Jose has also hosted world-class, championship sporting events, including: the 2016 Stanley Cup Final; the 2016 Women's Gymnastics Olympic Trials; three NCAA Men's Basketball Western Regional Finals; 2003-07 Pac-10 Women's Basketball Tournament; 1999 NCAA Women's Basketball Final Four; 1996, 2012, and 2018 U.S. Figure Skating Championships; and 2012 Olympic Trials – Men and Women's Gymnastics. In January 2019, SAP Center will host the 2019 NHL All-Star Weekend, which includes the League's all-star game and the NHL All-Star Skills Competition. It will mark the second time in the building's history that San Jose has hosted the NHL's midseason classic.

Sharks Sports & Entertainment also owns and operates the American Hockey League's (AHL) San Jose Barracuda, the San Jose Sharks top development hockey affiliate, which relocated to San Jose in 2015. Formerly the Worcester Sharks, the Sharks top minor league affiliate, under the coaching tutelage of Roy Sommer, the AHL's all-time winningest coach, has paved the "road to San Jose" for a number of current San Jose Sharks, including Logan Couture, Joe Pavelski, Justin Braun, Chris Tierney and Timo Meier. In total, 15 of the 20 players from the Sharks 2016 Stanley Cup Final roster spent time playing in the American Hockey League during their career. In 2016-17, the Barracuda, as one of the youngest teams in the AHL, finished the regular season with the second-best record en route to the franchise's first Western Conference Finals appearance. In addition, several players were recognized with league honors and Sommer was tabbed as the AHL's Coach of the Year. Following up their banner season, the 2017-18 Barracuda completed an improbable comeback, clinching a playoff spot after being ten points out with just ten days left in the regular season.

Sharks Sports & Entertainment also manages several ice facilities in the Bay Area, including Solar4America Ice at San Jose, Solar4America Ice at Fremont and Oakland Ice Center operated by Sharks Ice. Solar4America Ice at San Jose, one of only ten facilities in the United States with four or more NHL-sized ice rinks, is the largest facility of its type located west of the Mississippi River. Solar4America Ice at San Jose is the official training facility of the San Jose Sharks, San Jose Barracuda and also is the home of the San Jose Jr. Sharks travel hockey program, recognized by USA Hockey as one of 21 model association programs in the country. As the host to a number of national figure skating and hockey tournaments, Solar4America Ice at San Jose is a travel destination and responsible for the second-highest number of hotel room reservations in San Jose on an annual basis, behind only the San Jose Convention Center. Furthermore, according to USA Hockey, the Sharks Ice family of ice rinks is home to the highest number of registered adult hockey players, with more than 4,500 active participants.



NHL Key Dates	2
2018-19 Sharks Schedule	3
Sharks Sports & Entertainment	4
Team Directory	6

FRONT OFFICE

Executives	12
Coaches	18
Player Development/Scouting Staff	24
Trainers, Equipment & Medical Staff	27
In Memoriam: John Bonasera	32

THE PLAYERS

Player Profiles	34
Sharks In The System	122
Sharks 2018-19 Reserve List	144
Draft History	146

2017-18 IN REVIEW

NHL Regular Season Standings	156
Statistics & Breakdowns	158

THE RECORD BOOK

All-Time Regular Season Records	172
All-Time Roster/By The Numbers	180
A-T Regular Season Scoring/Goalie Stats	208
All-Time Leaders/Goaltenders	216
Single Season Leaders	221
Goaltenders Single Season Leaders	223
Leaders By Season	225
Goaltender Leaders By Season	230
Rookie Single Season Leaders	233
Team Statistics By Season	235
Special Teams By Season	239
Hat Tricks	240
Shutouts	243
Penalty Shots	248
Extra Attacker Goals	250
All-Time OT/Shootout Games	253
A-T Head Coaches/Captains/GMs	265
Assistant Coaches	266
All-Time Attendance	267
Record by Season	268
NHL All-Star Game/Olympics	270
NHL Awards/Honors	272
Team Honors	277
Opponents vs. San Jose	281
Opponent Goaltenders vs. San Jose	283
Year-By-Year In Review	286

PLAYOFFS

2017-18 Playoff Summary	312
All-Time Playoff Scoring	313
All-Time Playoff Leaders	317
All-Time Playoff Records	321
Playoff Records By Teams	327
OT Games/Hat Tricks/Shutouts	332
Scoring/Goaltending Leaders By Year	335
Special Teams	336
Results By Year/When Facing Elimination	338
Record By Game of Series	340
Year-By-Year In Review	346

NATIONAL HOCKEY LEAGUE

NHL Directory	386
NHL Referees/Linesmen	387
NHL Trophies/Awards	388
NHL Teams vs. San Jose	390

GENERAL

Fan Development	422
Sharks Foundation	425
S.J. Sharkie	428
SAP Center at San Jose	429
Ticket Information/Seating Map	430
Junior Sharks	431
Broadcast Information	432
Media Information	437

SAN JOSE BARRACUDA

2018-19 Schedule	440
Barracuda Team Directory	441
Barracuda Executives	442
Coaches/Hockey/Medical Staff	442
Radio/TV	446
SAP Center Seating Chart	446
In the Community	447
SAP Center at San Jose	448
AHL Divisional Alignment	449
San Jose Sharks Affiliate History	450
2017-18 AHL Standings	451
2017-18 In Review	452
Barracuda Awards	453
Knowing the Way to NHL	454
All-Time Roster	456
All-Time Season Records	458
Playoff History	459
All-Time Playoff Roster	460
Frenzy	462
Barracuda Media Information	463





SHARKS SPORTS & ENTERTAINMENT

SAP CENTER AT SAN JOSE
525 West Santa Clara St., San Jose, Calif. 95113
Phone 408-287-7070 • Fax 408-999-5797
sjsharks.com • twitter.com/sanjosesharks • facebook.com/sanjosesharks

OWNERSHIP GROUP

Hasso Plattner, Gordon Russell, Rudy Staedler, Gary Valenzuela

HOCKEY OPERATIONS

General Manager	Doug Wilson
Vice President & Assistant General Manager	Joe Will
Assistant General Manager	Tim Burke
Head Coach	Peter DeBoer
Assistant Coaches	Steve Spott, Rob Zettler, Dave Barr
Assistant Coach / Goaltending Coach	Johan Hedberg
Video Coach	Dan Darrow
Scout and Development Coach	Mike Ricci, Bryan Marchment, Evgeni Nabokov
Director of Scouting	Doug Wilson Jr.
Supervisor of European Scouting	Shinn Larsson
Amateur Scouts	Gilles Cote, Pat Funk, Rob Grillo, Brian Gross, Neil McKenney, Ryan Russell, Mike Yandle
European Scouts	Niklas Sundstrom, Nikolai Ladygin, Ales Vladyka
Pro Scout	Dirk Graham, Ryan Hamilton, JP Cote
Hockey Research and Development Analyst	Charlie Townsend
Skating Consultant	Luke Chilcott
Director of Hockey Administration	Rosemary Tebaldi
Director of Team Services	Ryan Stenn
Head Athletic Trainer	Ray Tufts, ATC
Assistant Athletic Trainer	Wes Howard, ATC
Director of Strength & Conditioning	Mike Potenza
Assistant Strength & Conditioning Coach	Steve DiLustro
Massage Therapist	Arnulfo Aguirre, CMT, ART
Equipment Manager	Mike Aldrich
Assistant Equipment Managers	Vinny Ferraiuolo, John Peters
Equipment Assistant & Equipment Transportation	Roy Sneesby
Cleaning Specialist	Norma Hernandez
Team Physicians	Dr. Mark Davies, Dr. Scott Crow & Dr. Anthony Abene
Team Internists/Family Practice	Dr. AJ Uy, Dr. Chris Fowler, Dr. Harley Goldberg & Dr. Katherine Gray
ER Medicine	Dr. Young Yoon & Dr. David Nix
Team Dentists	Mark Nishimura, D.D.S.,
Chiropractic Consultant	Mike McMurray, D.C.

BUSINESS & BUILDING OPERATIONS

President	John Tortora & Jonathan Becher
Executive Vice President, Governmental Affairs	Jim Goddard
Vice President, SSE Marketing & Digital	Doug Bentz
Vice President, Corporate Partnerships	John Castro
Vice President, Finance	Ken Caveney
Vice President, Media Relations & Broadcasting	Scott Emmert
Vice President, Sharks Ice & San Jose Barracuda	Jon Gustafson
Vice President, Booking & Events	Steve Kirsner
Vice President, Building Operations	Rich Sotelo
Vice President, Business Intelligence	Neda Tabatabaie
Vice President, Ticket Sales & Service	Brian Towers
Executive Assistants	Rebeca Davichick, Kelley Hutton, Mary Grace Miller



TICKET SALES

Director, Special Event Sales	Mike Nieves
Account Executive - Special Event Sales	Kyle Stake, Erik Taubman
Director of Client Development	Frank Batres-Landaeta
Account Executives - Client Development	Erica Banal, Nikki Bonaduce, Rachelle Hill, Kaylee Nunez, Lindsay Olenic, Katie Petruzzellis, Noah Rubin, Evan Santos, Daniella Bernasconi, Jack Wamre
Manager, New Business Development	Eric Manuta
Account Executives - New Business Development	AJ Gioglio, Joshua Hutchings, Austin Manyak, Aaron Schwartz, Connor Stefanski, Andrea Winslow
Director of Group Sales	Kyle Brant
Account Executives- Group Sales	Danny Bancroft, Maria Brandone, Mohamed Fofana, Brandon Grengs, Chris Jensen
Inside Sales Manager	Nick Szpur
Inside Sales Consultants	Kristina Goodchild, Alex Kramer, Theresa Laux, John Leinweber, Nicolas Picerno, Jaquill Scott, Diane Siri, Will Stecher, Delaney Stryczek, Marlee Zubek
Director of Ticket Operations	Matt Gulino
Team Lead, Ticket Operations	Vanessa Cummins
Coordinators, Ticket Operations	Gillian Jacobi, Jared Musel
Coordinator, Ticket Sales and Services	Sammie Ferrera

CORPORATE PARTNERSHIPS

Director, Corporate Partnerships Sales and Service	Jennifer Birmingham
Director of Business Development, Corporate Partnerships	Jon Carpenter, Aaron Winton
Senior Service Manager, Corporate Partnerships	Jennifer Kosai
Sales Manager, Corporate Partnerships	Ryan McCoy
Service Managers, Corporate Partnerships	Kayla Chickos, Seth, DeWitt, Patrick Luck
Corporate Partnerships Development Managers	Jake Carlson, Mike Ford, Mike Hollywood, Andrei Losche

SUITE SALES & SERVICE

Director of Suite Sales & Service	Bruce Ross
Executive Suite & Premium Sales Manager	Ted Chuba
Suites Services Manager	Julie Kennedy

EVENT PRESENTATION

Director of Event Presentation	Steve Maroni
Event Presentation Manager	Tina Divilio
Event Presentation Motion Graphics Designer	James McNeill
Event Presentation Producer	Taylor Hone

FRONT OFFICE

MARKETING

Director of Marketing and Fan Development	Casey Leppan
Email & CRM Marketing Manager	Stacy McGranor
Marketing Managers	Amanda Behrendt, Amber Cottle
Creative Services Manager	Whitney Hallock
Arena Marketing Manager	Megan Ebeck
Marketing Coordinator	Tyler Hadfield
Corporate Communications Designer	Paige Rasmussen
Mascot Operations Manager	Tim Patnode
Community Relations Coordinator	Stephanie Dubin
Senior Graphic Designer	Laurence Roman
Graphic Designer	Lauren Amorese
Arena Marketing Assistant	Kaydi Kochi
Marketing Assistant	Elizabeth Thomas

DIGITAL MEDIA

Director of Content Production	Dustin Lamendola
Director of Digital Media	Patrick Hooper
Digital Media Production Manager	Nathan Hone
Social Media Producers	Ann Frazier, Casey Krygier
Digital Media Coordinator	Nicole Grazzoli
Motions Graphics Producer	Shawn Daut
Team Photographer	Brandon Magnus

MEDIA RELATIONS

Director of Media Relations	Ben Guerrero
Broadcast Operations and Media Relations Manager	Joanna Schimmel
Media Relations Coordinator	Kyle Stuetzel

PUBLIC RELATIONS & FAN DEVELOPMENT

Director of Public Relations, Business Operations	Jim Sparaco
---	-------------

BROADCASTING

Television Play-By-Play Broadcaster	Randy Hahn
Radio Play-By-Play Broadcaster	Dan Rusanowsky
Color Analyst	Jamie Baker
Color Analyst	Bret Hedican

BUILDING OPERATIONS

Director of Booking & Events	James Hamnett
Director of Building Services	Monte Chavez
Director of Ticket Operations	Patrick Doherty
Director of Guest Services	Mike McCarroll
Director of Technical Services	Jason Lemiere
Building Services Managers	Bruce Tharaldson, Ray Romero, Lino Suastegui-Chavez
Technical Services Manager	Brandon Fiedler
Technical Services Content Delivery Specialist	Dylan McIntosh
Technical Services Lead	Alex Imai
Technical Services Control Room Lead	Matthew Jonas
Event Managers	Phil Beck, Derek Michelson
Building Services Coordinators	Peggy Roland, Natalia Ruby
Mailroom Coordinator	Richard Perez
Guest Services Coordinators	Roberta Campbell, Deneice Fujii, Sarah Landers
Ticket Operations Manager	Darryl Washington
Ticket Operations Coordinator	Nelly Soledad-Mateos
Ushering & Emergency Medical Manager	Roshnee Joshi
Recruiting and Training Manager	Patrick Pavao
Chief Engineer	Eric Gold
Assistant Chief Engineer	Steve Boudreault
Engineers	Don DaRosa, Jeremy Held, Ken McEvoy, Jeff Meda, Darryl Sotelo, Jay Vasquez
Parking Manager	Cameron Mitsumori
Parking Supervisor	Aaron Bolosan



FRONT OFFICE

Payroll Administrator	Karen Casanave
Administrative Assistant	Shiela Brannock

FINANCE

Controller	Stephanie Reitz
Accounting Manager	Arlene Hodges
Financial Analyst	Mark Paulsen
General Ledger and Payroll Accountant	Sara Blanchard
Accounts Payable Associates	Rebecca Hartsfield, Angelica Netzel
General Ledger Accountant	Hana Houssainy
Financial Reporting Accountant	Charlene Tran
Administrative Accountant	Jeenette Miller

BUSINESS INTELLIGENCE

Business Intelligence Director	Trevor Corbin
Business Intelligence Analyst	Darion Afshar-Gomez

INFORMATION TECHNOLOGY

Director of Information Technologies	Allison Aiello
IT Systems Manager	Cara Browning
IT Infrastructure Engineer	Bill Boccio
IT Systems Support Coordinator	Ryan Parola

HUMAN RESOURCES

HR Business Partners	Karen Aasen, Marlena Govaars, Marlene Keating
HR Administrator	Danielle Tarangioli

LEGAL

Counsel	Andrew Koehler
Associate Counsel	Mackenzie Goepel

MISCELLANEOUS

Team Colors	Deep Pacific Teal, Burnt Orange and Black
Home Ice/Capacity	SAP Center at San Jose (17,562)
Dimensions of Rink	200-feet by 85-feet
Television Station	NBC Sports California
Radio Network Flagship	98.5/102.1 FM KFOX (KUFJ)
Team Photographer	Brandon Magnus-Ledesma
P.A. Announcer	Danny Miller
Mascot	S.J. Sharkie
AHL Affiliate	San Jose Barracuda

SOLAR 4 AMERICA ICE - SAN JOSE/FREMONT

Director of Operations and Guest Services	Richard Rocha
Director of Skating	Candy Goodson
Director of Hockey	Robert Savoie
Director, Junior Sharks	Curtis Brown
Business Operations Manager	Casey Maguire
Merchandise Manager	Ron Glasow
Hockey Manager	Tyler Shaffar
Youth Hockey Manager	Matt Adams
Development Coordinator	Mike Janda
High School and Girls/Womens Hockey Coordinator	Amanda Long
Participation Development Manager	Salvatore Barranco
Food & Beverage Manager	Dan Anglikowski
Operation Coordinator – Building Operations	Gerard Oliverio
Operations Coordinator – Programs	Felipe Ugalde
Guest Services Coordinator	Nancy Perez
Birthday Party Coordinator	Stephanie Conroy
Executive Assistant	Kimberly Saito



FRONT OFFICE

OAKLAND ICE CENTER

General Manager	Melissa Fitzgerald
Skating Manager	David Hicks
Hockey Manager	Chi Tse
Participation Development Manager	Zach Holback
Finance & Administration Manager	Grace Ramsey
Operations Manager	Glenn Martin

SHARKS FOUNDATION

Sharks Foundation Director	Heather Hooper
Sharks Foundation Coordinators	Alexandra Dunlap, Jenne' Johnson
Sharks Foundation 50/50 Supervisor	Monica Niskanen

SAN JOSE BARRACUDA (AHL)

EXECUTIVE STAFF

Vice President & Governor	Jon Gustafson
---------------------------	---------------

HOCKEY OPERATIONS

General Manager & Alternate Governor	Joe Will
Head Coach	Roy Sommer
Assistant Coaches	Jimmy Bonneau, Michael Chiasson
Video Coach and Hockey Operations Assistant	Nick Gialdini
Development Coach (Defenseemen)	Bryan Marchment
Development Coach (Forwards)	Mike Ricci
Development Coach (Goalies)	Evgeni Nabokov
Development Coach	Dirk Graham
Development Coach	Niklas Sundstrom
Head Athletic Trainer	Will Leonard
Head Equipment Manager	Mike Murphy
Head Strength and Conditioning Coordinator	Marcello Martinelli
Assistant Equipment Manager	Austin Rodriguez

BUSINESS OPERATIONS

Game Presentation Manager	Daniel Bell
Broadcasting and Media Relations Manager	Nick Nollenberger
Marketing and Community Relations Manager	Joey Goldstein
Group Sales Account Executive	Danny Bancroft
Marketing & Community Relations Assistant	Faith Christensen

SAN JOSE ARENA AUTHORITY

Executive Director	Chris Morrissey
Administrative Manager	Shelly Wang

ARAMARK SPORTS AND ENTERTAINMENT

General Manager	Brian Tuscano
Director of Concessions	Franklin Meltzer
Club Manager	Matt Schupmann
Merchandise Manager	Jay Gutierrez
Warehouse Manager	Henry Galvez
Concessions Manager	Jose Lopez
Food and Beverage Manager	Jordan Gitter
IT Manager	J.R. Sivila
HR Manager	Joanne Hagner
Assistant Human Resources Manager	Alan Netniss
Controller	Ben Cipponeri
Office Manager	Eliza Borja
Accountant	Michelle Nguyen
Executive Sous Chef	Kevin Fong
Chef de Cuisine	Christina Vargas







HASSO PLATTNER

MAJORITY OWNER

Hasso Plattner serves as the majority owner of Sharks Sports & Entertainment (SSE). A charter member of the local ownership group that purchased the San Jose Sharks from original owner George Gund III in 2002, Plattner became the organization's majority owner in 2010.

A lifelong hockey fan, Plattner intently followed the game at the international level while growing up in his native Germany. An avid spectator of hockey's World Championships each year, he marveled at the exploits of the Soviet Union's powerhouse hockey teams in the late 1970's and early 1980's.

On a trip to the Bay Area as co-founder of SAP SE, the world's largest business software company, he distinctly recalls the moment his past and future collided while watching the Sharks play on television in 1993.

"The announcer says (Sergei) Makarov... (Igor) Larionov... (Johan) Garpenlov," Plattner recalled. "Not possible – I see two of the top players I watched for more than 10 years. And here they are."

And so began Plattner's affinity for the San Jose Sharks and hockey in the Bay Area.

His passion for the game of hockey and desire to win have been evident during his tenure as the Sharks majority owner. Under his stewardship, the team earned its first trip to the Stanley Cup Final (2016), made three appearances in the Western Conference Final (2010, 2011, 2016), posted four 100+ point seasons.

Plattner affords General Manager Doug Wilson the financial autonomy to ensure that the Sharks remain among the NHL's most competitive franchises, authorizing the Sharks general manager to spend to the NHL's salary cap, retain and re-sign the team's core star players and to pursue other marquee talents through free agency or trade.

In addition, Plattner has provided resources for the organization's player development system to take major steps forward in several areas. In 2014, he committed the financial backing to re-locate the team's American Hockey League (AHL) development affiliate to California in order to enhance the organization's ability to oversee and develop prospects. Along with that relocation came a large-scale, facility expansion at Solar4America Ice at San Jose to house the AHL's San Jose Barracuda, along with a major cosmetic modernization and renovation to the Sharks existing practice facilities.

Those investments have paid immediate dividends as the Barracuda have qualified for the AHL's Playoffs in each of their three seasons in San Jose, including advancing to the Western Conference Final in 2017. In addition, several of the team's players have been recognized with major League awards and the team has consistently developed and funneled players to the Sharks NHL roster.

Off the ice, Plattner has authorized several major upgrades to SAP Center, ensuring the venue remains a world-class facility. Those projects have included the installation of a permanent dehumidification system to ensure SAP Center is capable of maintaining the best ice conditions possible in the Bay Area's temperate climate, a large-scale upgrade of the building's roof, as well as the addition of a state-of-the-art digital media wall on SAP Center's concourse. In 2017, the members-only BMW Lounge opened, providing an all-inclusive dining experience in a luxurious setting on SAP Center's club level.

For the 2018-19 season, SAP Center has been upgraded with state-of-the-art LED lighting system, that will improve the look of the game in the building, as well as on television. It will also allow for an enhanced game presentation production prior to and during Sharks games.

In Aug. 2017, J.D. Power & Associates, a global market research company, named the San Jose Sharks as the Bay Area's top professional sports franchise for overall fan experience.

Plattner's most commendable action came in May 2015 by re-committing the Sharks to the City of San Jose with a ten-year arena management agreement. The new deal will keep the team at SAP Center at San Jose through 2025, with the potential to extend the agreement through 2040. His mandate to the SSE's management team was to craft a deal quickly and fairly with the city of San Jose, without the threat of relocation or excessive public subsidy.

Plattner's passions in life are sports, business and science. At SAP, he currently serves as Chairman of the Supervisory Board and as Chief Software Advisor, where he concentrates on defining the medium and long-term technology strategy of SAP. He also heads the Technology Committee of the SAP Supervisory Board.

Plattner has received a number of honors recognizing not only his accomplishments in the business world but his significant track record in giving back to the community. In 1997, he received the Information Technology Leadership Award for Global Integration as part of the Computerworld Smithsonian Awards Program. In 1998, he was inducted into the German Hall of Fame, which honors those who promote economic and social development in Germany. In 2002, the University of Potsdam appointed him an Honorary Doctor, and in 2004, an Honorary Professor. In 2001, Time Magazine Europe ranked Plattner #1 on its list of the most important and influential IT personalities.

Plattner received his master's degree in communications engineering from the University of Karlsruhe. In 1990, the University of Saarbrücken awarded him an honorary doctorate and in 1994 he was granted an honorary full professorship.

Well known for his philanthropic efforts, Plattner is a leading private patron of education and research in science and technology. Following his retirement from day-to-day involvement in SAP, Plattner has devoted his time to the promotion of science, innovation and entrepreneurship, as well as to social and cultural projects.

Under the umbrella of the Hasso Plattner Foundation, he founded the Hasso Plattner Institute for Software Systems Engineering (HPI) in 1998 at the University of Potsdam in Germany, and expanded the HPI with a School of Design Thinking in 2007. He not only fully finances the HPI, but is also actively involved as a director, professor and lecturer in Enterprise Platforms and Integration Concepts.



In 2005, Plattner established the Hasso Plattner Institute of Design at Stanford University, informally called the Stanford d.School, which champions methods from the field of design to help people in every function across every industry become more innovative. The Stanford d.School has helped champion the world-wide adoption of Design Thinking, a formal methodology for tackling complex problems that goes beyond traditional brainstorming by re-framing the problem in human-centric ways.

In addition, Plattner has long been active in the fight against AIDS in South Africa.

Along with being a life-long hockey enthusiast, Plattner is an avid competitive sailor who has participated in numerous 505 World Championships, a race for high-performance two-person sailboats, as well as many offshore races. His top sports hero is Jesse Owens, the track and field star who captured four gold medals at the 1936 Berlin Olympics, and his top personal hero is Nelson Mandela for his ability to guide South Africa out of apartheid.



JOHN TORTORA

PRESIDENT

John Tortora is president of the Sharks, promoted to the position on Dec. 21, 2017. In this new role, Tortora, 49, co-shares the overall leadership of the business with Jonathan Becher, and is specifically responsible for overseeing the company's venue operations and the company's financial, human resources, and legal functions. Both Becher and Tortora work closely with Sharks General Manager

Doug Wilson in establishing and maintaining a centralized and collaborative vision for the entire organization, encapsulating both hockey and business operations.

Tortora also serves as an alternate governor for the San Jose Sharks to the National Hockey League's (NHL) Board of Governors and for the San Jose Barracuda to the American Hockey League's (AHL) Board of Governors. Prior to his promotion, Tortora served as chief operating officer of the Sharks since 2013 and executive vice president and general counsel from 2011 to 2013.

Over the last five years, Tortora focused on creating new opportunities to connect with Sharks fans, corporate partners, and the community, highlighted by a series of high-profile organizational events and projects.

One such event occurred on Feb. 21, 2015 when the Sharks hosted the 2015 Coors Light Stadium Series at Levi's Stadium, which was Northern California's first professional outdoor hockey game. The sold-out contest was an overwhelming success, drawing a crowd of 70,205 fans, making it the third-largest attended game in NHL history. In connection with this game, Tortora facilitated the Sharks participation in the four-part, EPIX television series, "Road to the Stadium Series," which offered a uniquely unfettered look into the day-to-day life of the Sharks players in the weeks preceding the outdoor game.

Later in 2015, Tortora reaffirmed Sharks Majority Owner Hasso Plattner's long-term commitment to the City of San Jose by extending the Sharks' management agreement to operate SAP Center, without any financial risk to the City, and providing a framework under which the Sharks can continue to call San Jose its home through the 2039-40 season.

In conjunction with Wilson, Tortora also helped spearhead the relocation of the Sharks AHL development club from Worcester to San Jose as a part of a new Pacific Division of the AHL. Beginning with the 2015-16 season, the San Jose Barracuda provided a new opportunity for Sharks fans to watch future Sharks players develop at the SAP Center, while enabling the Sharks hockey operations staff to oversee the organization's strong and evolving core of prospects more closely. Related to the relocation of the Barracuda, Tortora oversaw the upgrade of Solar4America Ice at San Jose to include a \$4 million locker room and practice facility for the newly-relocated AHL team as well as the renovation of two of the four ice-sheets at Solar4America Ice this past summer.

2015-16 also witnessed a season-long celebration of the franchise's 25th Anniversary and its great fans, highlighted with a gala to commemorate the organization's first 25 years in the Bay Area. Fittingly, the season culminated with the franchise's first trip to the Stanley Cup Final.

In 2016-17, under Tortora's direction, the Sharks continued their long-standing track record of outstanding customer service, marked by the organization receiving recognition from JD Power & Associates as the professional sports team with the best overall fan experience in the Bay Area.

For the 2018-19 season, Becher and Tortora successfully bid to host the 2019 NHL All-Star Weekend on January 25-26, 2019, the first time that the Sharks are hosting the weekend since 1997 and represents the highlight of a year-long celebration of 25 years of SAP Center, which opened in 1993.

Prior to joining the Sharks, Tortora spent 14 years with the NHL office in New York, rising to the level of Vice President, Media, where he was actively involved in the launch of the NHL Network in Canada and the United States and directed the NHL's federal lobbying efforts in Ottawa and Washington.

After graduating magna cum laude in accounting from Seton Hall University in 1991, Tortora attended Seton Hall University School of Law, graduating in 1994 and serving as editor-in-chief of the Seton Hall Journal of Sport Law.

A native of New Jersey, Tortora is a member of the New Jersey and New York State Bars and is a registered in-house counsel with the State Bar of California. Tortora also is active with a number of community groups. A four-time marathoner, Tortora and his wife, Debbie, have two teenage children.





JONATHAN BECHER

PRESIDENT

Jonathan Becher is president of Sharks Sports & Entertainment. While sharing overall leadership with John Tortora, Becher is responsible for the organization's areas of sales, marketing and revenue. A long-time Sharks fan and season ticket holder, Becher also oversees the organization's fan engagement strategies.

Prior to joining Sharks Sports & Entertainment, Becher spent a decade at SAP in a variety of senior roles, including Chief Marketing Officer and Chief Digital Officer. While CMO, he oversaw many of SAP's large-scale sports and entertainment partnerships, including the naming rights agreement for the SAP Center at San Jose. Becher has also crafted corporate partnerships with the San Francisco 49ers, the National Hockey League (NHL), and the National Basketball Association (NBA), among others.

A three-time CEO, Becher is a frequent speaker at technology industry events, and is a regularly published author on a variety of topics, including the popular blog *Manage By Walking Around* <http://jonathanbecher.com>. His management philosophy centers on aligning execution with strategy and respecting the impact of culture on business.

Becher was named by *Forbes Magazine* as one of the world's most influential CMOs, most social CMO in *The Huffington Post*, and a top CxO on Twitter by *Social Media Marketing Magazine*. He is the Board Chair for the Churchill Club, Silicon Valley's premier business and technology forum, and is the sole independent Board Member of both Trintech, the leading cloud-based financial Record to Report (R2R) solutions, and Pixlee, the leading visual platform for user-generated content. He is also an adviser to several early-stage companies.

Becher holds a master's degree in computer science from Duke University in North Carolina, and a bachelor's degree in computer engineering from the University of Virginia.



DOUG WILSON

GENERAL MANAGER

Rarely has a member of the hockey world experienced the level of success and longevity on and off the ice as Sharks General Manager Doug Wilson.

On Jan. 26, 2017, Wilson entered an extremely elite club, becoming only the fourth individual to play in 1,000 NHL hockey games and to serve as a general manager of an NHL club for at least 1,000 games. The only others to accomplish the feat are Hockey Hall of Famers Bobby Clarke, Bob Gainey and Bob Pulford.

Following a 16-year career as one of the NHL's most dynamic defensemen, Wilson was named the San Jose Sharks general manager on May 13, 2003. Since that time, he has strategically built the Sharks into one of the National Hockey League's elite franchises through strong drafting, shrewd trades and timely free agent signings.

Beginning with the 2003 NHL Draft, Doug Wilson's first as general manager, and through the 2017 draft, Sharks draft selections have played the fifth-most games of any NHL team's draft picks (10,411) and posted the fifth-most goals (1,693) in that span, despite the organization having the lowest average draft position of any NHL team during that span (129.75).

In his 14 seasons in charge of the Sharks hockey department, Wilson has guided the franchise to its most successful era, including a Stanley Cup Final appearance (2016), capturing a Presidents' Trophy (2009), five Pacific Division titles (2004, 2008-2011), advancing to the Western Conference Final on four occasions (2004, 2010, 2011, 2016) and qualifying for the Stanley Cup Playoffs in 13 of 14 seasons.

During his tenure as the Sharks general manager, only the Pittsburgh Penguins have appeared in more Stanley Cup Playoff series (29) than San Jose (27). In addition, the Sharks are first amongst all NHL teams in regular season points (1,403 points, 635-346-133 record) and first in regular season wins. Since the 2003-04 season (not including the 2012-13 lockout-shortened season), the team averaged 104 points per season and posted four 50-win seasons.

In his current role, Wilson, 61, has overall authority regarding all of Sharks Sports & Entertainment's hockey-related operations. He oversees all player personnel decisions, negotiates player contracts, coordinates the efforts of the team's scouting department, leads the team in their draft day preparation and administers the club's player evaluation process at all professional, minor and junior levels.

Wilson also serves as one of the franchise's alternate governors to the NHL's Board of Governors and is a member of the NHL's Competition Committee.

Sharks Majority Owner Hasso Plattner has empowered Wilson with the autonomy to ensure the Sharks remain amongst the NHL's most competitive franchises. Working within those parameters, Wilson has successfully negotiated some of the NHL's largest blockbuster trades over the past decade-plus, including acquiring Joe Thornton in 2005, Dan Boyle in 2008, Brent Burns in 2011 and Evander Kane in 2018.

Plattner also supported Wilson's effort to strengthen the organization's player development system, approving the Sharks relocation of their American Hockey League affiliate, the Barracuda, to San Jose. The move to California allows for greater interaction, involvement and observation from San Jose's development coaches and eliminated the need to fly players across the



United States in the event of recalls and reassignments, adding valuable practice time. To accommodate the new team, the Sharks undertook a large overhaul of SolarAmerica at San Jose in 2015, constructing a brand new practice facility for the new AHL team, as well as extensive renovations to the Sharks existing room, aimed to modernize both headquarters.

The relocation has paid immediate dividends as the Barracuda finished the 2016-17 season with the second-best winning percentage in the AHL (first in the Western Conference), a Pacific Division championship and an appearance in the Western Conference Final. In addition, following a concerted focus on reinvigorating the organization's prospect pool, several of the Barracuda players were recognized with major awards and Head Coach Roy Sommer was named as the AHL's Coach of the Year.

Prior to being named the franchise's general manager, Wilson spent six seasons (1997-2003) as director of pro development. In that role, his responsibilities included evaluating talent at all professional and minor league levels and continuous assessment of the Sharks roster and reserve list. In addition, he provided valuable input assisting in the club's player development programs and consulting with the hockey department on all major personnel issues, special assignments and contract negotiations.

Working closely with the entire hockey department, Wilson played a major role in creating a positive atmosphere in the dressing room and an alluring team on-the-ice in order to obtain and retain veteran free agents during the team's re-building period such as Vincent Damphousse, Mike Ricci, Gary Suter, Scott Thornton and Mike Vernon.

Wilson has accumulated a vast amount of multi-faceted hockey expertise throughout his on-and-off the ice experiences. His older brother, Murray, played seven NHL seasons, capturing four Stanley Cup Championships with the Montreal Canadiens (1973, 1976-78). As a member of the Ontario Hockey League's Ottawa 67's, Wilson played for Hall of Famer Brian Kilrea, junior hockey's all-time winningest coach. During his tenure with the Chicago Blackhawks, Wilson was a teammate of NHL legend Bobby Orr and a roommate with Hockey Hall of Famer Stan Mikita.

In 2004, Wilson participated in the NHL Game Committee, a panel of players, coaches, executives and media responsible for examining all aspects of the game. The committee, which initially met during the offseason, included Hall of Fame coach Scotty Bowman and Pittsburgh Penguins chairman of the board Mario Lemieux, among others.

As a player, following a stellar junior career with the Ottawa 67's, the Ottawa, Ontario native was a first round draft choice (sixth overall) by the Chicago Blackhawks in 1977. He played 16 NHL seasons, primarily with Chicago, before finishing his career in San Jose. In 1,024 NHL games, he posted 827 points (237 goals, 590 assists) which ranks 15th among defensemen on the NHL's all-time scoring list. In 1982, he was the winner of the James Norris Memorial Trophy, symbolic of the League's top defenseman, when he tallied 85 points. His 39 goals that season remain the fourth-most ever scored by an NHL defenseman. He finished amongst the top-5 in Norris Trophy voting three other times.

Wilson ranks fifth on the Blackhawks all-time points (779) and games played lists (938), and among defensemen, he ranks first in points, goals (225; 15th overall) and assists (554; third overall). He led all Blackhawks defensemen in scoring for eight consecutive seasons (1980-81 thru 1989-90).

He was selected to eight NHL All-Star Games (seven with Chicago [missed the 1988 game due to injury] and one with San Jose) percentage in the AHL (first in the Western Conference), a Pacific Division championship and an appearance in the Western Conference Final. In addition, following a concerted focus on reinvigorating the organization's prospect pool, several of the Barracuda players were recognized with major awards and Head Coach Roy Sommer was named as the AHL's Coach of the Year.

In addition, he played in 95 career playoff games with Chicago and scored 80 points (19 goals, 61 assists).

Acquired by San Jose just prior to the Sharks inaugural season in 1991, Wilson brought instant credibility and respect to the young franchise. He played two seasons for the Sharks, serving as the organization's first captain and scoring 48 points (12 goals, 36 assists) in 86 games.

Additional highlights from Wilson's Sharks career include being the team's first representative in an All-Star Game (1991-92), playing in his NHL-milestone 1,000th game on Nov. 21, 1992 (77th player in League history) and twice being named the Sharks nominee for the King Clancy Award (1992 and 1993), presented for leadership and humanitarian contributions both on-and-off the ice.

He formally announced his retirement from the NHL as a member of the Sharks prior to the 1993-94 season.

Off the ice, Wilson has extensive experience working for and supporting the National Hockey League Players' Association. From 1993-97, he served as coordinator of player relations and business development, where he was primarily responsible for overseeing player relations, the development of business ventures and managing international affairs. He served as the NHLPA's president for the 1992-93 season and was a vice-president over eight seasons during his playing career.

Additionally, Wilson has a long history with Hockey Canada, serving on the board of the Canadian Hockey Association. He served as a management consultant for Canada's entries in the 1994, 1995, 1996 and 1997 World Junior Championship tournaments — resulting in four consecutive gold medal finishes.

Wilson is a member of three regional Sports Halls of Fame; Ottawa (inducted Oct. 1998), Chicago (inducted Sept. 1999), and San Jose (inducted Nov. 2016). The Ottawa 67's also honored his stellar career by retiring his No. 7 sweater.

Wilson serves on the Positive Coaching Alliance's National Advisory Board. Positive Coaching Alliance is a national non-profit developing "Better Athletes, Better People" by working to provide all youth and high school athletes a positive, character-building youth sports experience. He also formerly served on the board of directors for the NHL's Alumni Association.

Wilson and his wife, Kathy, have four children: Lacey, Doug, Chelsea and Charlie.

PLAYING CAREER OF DOUG WILSON

CAREER STATISTICS

PLAYOFFS

SEASON	CLUB	LEAGUE	GP	G	A	PTS	PIM	GP	G	A	PTS	PIM
1974-75	Ottawa	OHA	55	29	58	87	75	7	2	3	5	6
1975-76	Ottawa	OHA	58	26	62	88	142	12	5	10	15	28
1976-77	Ottawa	OHA	43	25	54	79	85	15	4	20	24	34
1977-78	Chicago	NHL	77	14	20	34	72	4	0	0	0	0
1978-79	Chicago	NHL	56	5	21	26	37	—	—	—	—	—
1979-80	Chicago	NHL	73	12	49	61	70	7	2	8	10	6
1980-81	Chicago	NHL	76	12	39	51	80	3	0	3	3	2
1981-82	Chicago	NHL	76	39	46	85	54	15	3	10	13	32
1982-83	Chicago	NHL	74	18	51	69	58	13	4	11	15	12
1983-84	Chicago	NHL	66	13	45	58	64	5	0	3	3	0
1984-85	Chicago	NHL	78	22	54	76	44	12	3	10	13	12
	Canada	Canada Cup	7	2	1	3	4	—	—	—	—	—
1985-86	Chicago	NHL	79	17	47	64	80	3	1	1	2	2
1986-87	Chicago	NHL	69	16	32	48	36	4	0	0	0	0
	NHL All-Stars	RdV'87	2	1	1	2	0	—	—	—	—	—
1987-88	Chicago	NHL	27	8	24	32	28	—	—	—	—	—
1988-89	Chicago	NHL	66	15	47	62	69	4	1	2	3	0
1989-90	Chicago	NHL	70	23	50	73	40	20	3	12	15	18
1990-91	Chicago	NHL	51	11	29	40	32	5	2	1	3	2
1991-92	San Jose	NHL	44	9	19	28	26	—	—	—	—	—
1992-93	San Jose	NHL	42	3	17	20	40	—	—	—	—	—
	Sharks Totals		86	12	36	48	66	—	—	—	—	—
	NHL Totals		1024	237	590	827	830	95	19	61	80	86

Drafted by Chicago in 1977 (1st round, 6th overall). Traded by Chicago to San Jose in exchange for Kerry Toporowski and a second round selection (27th overall) in the 1992 NHL Entry Draft, Sept. 6, 1991. Retired, Sept. 10, 1993. **HONORS:** OHA First All-Star Team (1977), NHL First All-Star Team (1982), James Norris Trophy (NHL's top defenseman, 1982), NHL Second All-Star Team (1985 and 1990), NHL All-Star Game (1982-86, 1990 and 1992).





JOE WILL

**VICE PRESIDENT & ASSISTANT GENERAL MANAGER,
SAN JOSE SHARKS
GENERAL MANAGER, SAN JOSE BARRACUDA**

Joe Will begins his eighth season as assistant general manager for the San Jose Sharks and his sixth as general manager of the Sharks' American Hockey League affiliate (Worcester Sharks and San Jose Barracuda).

In San Jose, Will works closely with general manager Doug Wilson on all daily departmental functions and his primary responsibilities include contract research and negotiations, scouting operations, fiscal planning, salary cap analysis and hockey administration. He's the lead coordinator and planner for the Sharks training camp, scouting meetings and scouting conference calls each season.

In addition, as general manager of the San Jose Barracuda, he oversees all of the hockey operations for the Sharks AHL affiliate, including player evaluation, player contracts, and player recall and reassignments.

In an effort to strengthen the organization's player development system and program, the Sharks relocated their American Hockey League affiliate to San Jose. Beginning in the 2015-16 season, the Barracuda became a part of the AHL's new Pacific Division and now play their home games at SAP Center. The move west eliminated the need to fly players across the United States in the event of recalls and reassignments, adding valuable rest and practice time. It also allowed for greater interaction and observation from San Jose's development coaches.

The relocation has paid immediate dividends. The Barracuda finished the 2016-17 season with the second-best winning percentage in the AHL (0.699%), winning the Bud Poile Trophy as the Western Conference regular season champions and the John Chick Trophy as Pacific Division champions, and earning an appearance in the Western Conference Final. In addition, the Barracuda held an AHL season-long winning streak of 14 games, paced the AHL in goals per game (3.44), ranked second on the power play (23.8%), eighth ranked penalty kill (83.3%) and had nine different players spend time on the Sharks roster, all while having the fifth youngest team in the league. The season marked one of the most successful campaigns in San Jose Sharks minor league affiliate history.

Moreover, individual feats highlighted the 2016-17 season; Troy Grosenick became just the fifth goaltender in AHL history to reach double-digit shutouts (10) earning him the Aldege "Baz" Bastien Award (goaltender of the year) and a First Team AHL All-Star nod; Danny O'Regan received the Dudley "Red" Garrett Memorial Award as the AHL's rookie of the year; and Tim Heed merited Second Team AHL All-Star honors.

All of these accomplishments occurred following a concerted effort by the front office to reinvigorate the organization's prospect pool, largely spearheaded, at the AHL level, by Joe Will. On top of the Barracuda players who were recognized with major awards, Head Coach Roy Sommer was named as the AHL's Coach of the Year (Louis A.R. Pieri Award).

One of Will's most important duties involves the tracking, analyzing and projecting of the team's player payroll relative to the current and future National Hockey League salary cap to give the team the financial flexibility to ice a championship-caliber team each season.

Will, 54, also works with the organization's professional scouts and management team in player research for expansion, waivers, free agency and trades. His expert analysis of economic trends in the NHL has led to the Sharks acquisition and retention of several key veteran players over his time with the club.

Prior to his current roles, Will served as the team's director of hockey operations from 2004-2011. A member of the Sharks organization since the franchise's inception in July 1990, he has also previously served as assistant to the general manager and scouting coordinator.

The Bloomington, Minn. native also works with director of scouting Tim Burke in the development and implementation of draft prospect testing, draft table operations and computer scouting analysis. Will is an integral part of the team's draft-day strategy. Without his coordinating efforts, the team would not have drafted 2001 Calder Memorial Trophy winner Evgeni Nabokov in 1994. In addition, he developed the Sharks computer scouting program that pioneered the advent of scouting programs now used throughout the NHL.

Prior to joining San Jose, Will spent six years in the Minnesota North Stars organization in various capacities.





TIM BURKE

ASSISTANT GENERAL MANAGER

Tim Burke enters his first season as assistant general manager alongside Joe Will, and his 22nd season overall with the Sharks. Burke most recently worked as the director of scouting with San Jose for 21 years.

Burke, 63, coordinates and oversees the Sharks efforts in the National Hockey League's annual draft while working closely with General Manager Doug Wilson and his staff. In addition to being the principal decision maker at the draft table, Burke is also responsible for evaluating amateur talent at every level in all North American and European leagues and supervises all aspects of the club's amateur scouting efforts.

Burke's hard work and keen decision making, coupled with the talents of his competent staff at evaluating players, has produced admired results. Burke's selection process has helped the Sharks create a solid foundation of talented players from which to build the franchise around — including Joe Pavelski (2003), Marc-Edouard Vlasic (2005), Justin Braun (2007), Logan Couture (2007), Dylan DeMelo (2011), Tomas Hertl and Chris Tierney (2012), and Timo Meier (2015).

Beginning with the 2003 NHL Draft, Doug Wilson's first as general manager, and through the 2017 draft, Sharks draft selections have played the fifth-most games of any NHL team's draft picks (10,411) and posted the fifth-most goals (1,693) in that span, despite the organization having the lowest average draft position of any NHL team during that span (129.75).

A member of the Sharks scouting department since the 1992-93 campaign, Burke was promoted to director of scouting on June 4, 1996. Before his promotion, Burke served as director of professional scouting from 1992-96 and evaluated talent throughout all North American professional leagues and assisted with amateur scouting.

From 1987-92, he spent five seasons in the New Jersey Devils organization, serving in several capacities, including as a Devils assistant coach, head coach for the American Hockey League's Utica Devils and as a pro scout. Burke was also an assistant coach at Princeton University from 1984-86.

A former defenseman, Burke was selected by the Montreal Canadiens in the seventh round (124th overall) of the 1975 NHL Entry Draft and by the Chicago Cougars in the second round (25th overall) of the 1974 World Hockey Association Entry Draft. He was a four-year letterman in both hockey and baseball at the University of New Hampshire, where he was named to the NCAA's All-America hockey team after his senior campaign.

He played seven years of professional hockey following his outstanding collegiate career, including three seasons (1977-80) with the Nova Scotia Voyageurs, the Canadiens AHL affiliate, and one season with Jokerit Helsinki in the Finnish Elite League.



PETER DeBOER

HEAD COACH

Peter DeBoer enters his fourth season as head coach of the San Jose Sharks after being named the eighth coach franchise history on May 28, 2015.

In three seasons at the helm, DeBoer has guided the Sharks to a 137-86-33 record, including a trip to the first Stanley Cup appearance in franchise history. DeBoer earned his first win behind the Sharks bench in the season opener on October 7 at Los Angeles. He went on to win the Sharks home-opener on October 10 versus Anaheim, becoming the second coach in Sharks history (McLellan) to win both his road and home debuts.

Prior to joining San Jose, DeBoer coached the New Jersey Devils for three and a half seasons, posting a 114-93-41 record and leading the Devils to the 2012 Stanley Cup Final. DeBoer finished his coaching tenure with the Devils as the second-winningest coach in New Jersey franchise history behind Jacques Lemaire (276).

DeBoer spent three seasons prior to his stint with the Devils as head coach of the Florida Panthers, compiling a 103-107-36 mark behind the Panthers' bench. In 2008-09, he led the team to its then-second-best finish ever, ending the season with a 41-30-11 record and 93 points. The team finished tied with the Montreal Canadiens for the eighth seed in the Eastern Conference and a Stanley Cup Playoffs berth but fell to ninth in the final standings due to a tiebreaker (head-to-head record) with the Canadiens. DeBoer is currently tied with Jacques Martin for the most games coached in Florida franchise history.

Before coaching in the NHL, DeBoer was one of the most distinguished coaches in the Ontario Hockey League's history. He spent 13 seasons coaching with Detroit, Plymouth and Kitchener in the OHL, including winning a Memorial Cup Championship in 2003 and the OHL Championship in 2003 and 2008 with Kitchener. A two-time winner of the OHL Coach of the Year Award in 1999 and 2000 with Plymouth, he was also named the Canadian Hockey League's Coach of the Year in 2000.

During his time in the OHL, he led his team to the league's best overall record four times (1998-99, 1999-2000, 2002-03, 2007-08) and is one of only eight coaches in OHL history to reach the 500+ win mark. He ranks eighth on the OHL all-time coaches win list (539) and 12th in games coached (878).

Internationally, DeBoer has frequently been selected to represent his native Canada, including serving as an assistant coach for the Canadian World Championship squad in 2015 (gold medal), 2014 and 2010. Additionally, he was a member of the coaching

staff for Canada's World Junior Championship team in 2005 (gold medal) and 1998. He also served on the Team Canada coaching staff for the 2007 Canada-Russia Super Series.

A center in his playing career, DeBoer was selected by the Toronto Maple Leafs in the 12th round (237th overall) of the 1988 NHL Entry Draft and played professionally for two seasons with the International Hockey League's Milwaukee Admirals, posting 102 points (48 goals, 54 assists). He played four seasons at Windsor (OHL) scoring 171 points (84 goals, 87 assists).

He participates in the Ontario-based Smilezone Foundation Golf Tournament to assist children's healthcare facilities, and organized a Hurricane Sandy charity game in Nov. 2012.

Born June 13, 1968 in Dunnville, Ontario, he holds a law degree from the University of Windsor and University of Detroit. He and his wife, Susan, have one daughter, Abigail, and two sons, Jack and Matthew.

HEAD COACHING RECORD OF PETER DeBOER

CAREER STATISTICS

PLAYOFFS

SEASON	TEAM	LEAGUE	W	L	O/T	W%	P%	W	L	W%
1995-96	Detroit	OHL	40	22	4	.606	.636	9	8	.529
1996-97	Detroit	OHL	26	34	6	.393	.439	1	4	.200
1997-98	Plymouth	OHL	37	19	10	.560	.636	8	7	.533
1998-99	Plymouth	OHL	51	11	6	.750	.794	7	4	.636
1999-00	Plymouth	OHL	45	18	5	.662	.699	15	8	.652
2000-01	Plymouth	OHL	43	15	10	.524	.706	14	5	.737
2001-02	Kitchener	OHL	35	22	11	.632	.596	0	4	.000
2002-03	Kitchener	OHL	46	14	8	.676	.735	16	5	.762
2003-04	Kitchener	OHL	34	26	8	.500	.559	1	4	.200
2004-05	Kitchener	OHL	35	20	13	.515	.610	9	6	.600
2005-06	Kitchener	OHL	47	19	2	.691	.706	1	4	.200
2006-07	Kitchener	OHL	47	17	4	.691	.721	5	4	.556
2007-08	Kitchener	OHL	53	11	4	.779	.809	16	4	.800
2008-09	Florida	NHL	41	30	11	.500	.567	-	-	-
2009-10	Florida	NHL	32	37	13	.390	.470	-	-	-
2010-11	Florida	NHL	30	40	12	.366	.439	-	-	-
2011-12	New Jersey	NHL	48	28	6	.585	.622	14	10	.583
2012-13	New Jersey	NHL	19	19	10	.396	.500	-	-	-
2013-14	New Jersey	NHL	35	29	18	.427	.537	-	-	-
2014-15	New Jersey	NHL	12	17	7	.333	.431	-	-	-
2015-16	San Jose	NHL	46	30	6	.561	.598	14	8	.636
2016-17	San Jose	NHL	46	29	7	.561	.604	2	4	.333
2017-18	San Jose	NHL	45	27	10	.548	.610	6	4	.600
NHL TOTALS			354	286	100	.478	.546			

PLAYING CAREER OF PETER DeBOER

CAREER STATISTICS

PLAYOFFS

SEASON	TEAM	LEAGUE	GP	G	A	PTS	PIM	GP	G	A	PTS	PIM
1985-86	Windsor	OHL	55	3	6	9	20	11	1	0	1	0
1986-87	Windsor	OHL	52	13	17	30	37	14	4	9	13	16
1987-88	Windsor	OHL	54	23	18	41	41	12	4	4	8	14
1988-89	Windsor	OHL	65	45	46	91	40	4	2	3	5	0
	Milwaukee	IHL	2	0	1	1	0	1	0	2	2	2
1989-90	Milwaukee	IHL	67	21	19	40	16	6	0	3	3	4
1990-91	Milwaukee	IHL	82	27	34	61	34	6	1	3	4	0





STEVE SPOTT

ASSISTANT COACH

Steve Spott enters his fourth season with San Jose as an assistant coach on Peter DeBoer's staff. Spott's primary responsibilities center around the power play and offensive strategy.

Spott, 50, most recently spent the 2014-15 season as an assistant coach for the Toronto Maple Leafs.

A native of Toronto, Ont., Spott spent two seasons with the Maple Leafs organization, serving as the head coach of the Maple Leafs American Hockey League (AHL) affiliate Toronto Marlies in 2013-14. He led the team to a record of 45-25-2-4, winning the North Division title and earning a spot in the Western Conference Final, where the Marlies fell in seven games to the eventual Calder Cup-winning Texas Stars.

Prior to his time with the Toronto organization, Spott coached in the Ontario Hockey League (OHL) with both the Kitchener Rangers and the Plymouth Whalers. He was hired by Plymouth in 1997 and spent four seasons on DeBoer's staff as an assistant/associate coach, before both he and DeBoer joined Kitchener in 2001. Spott spent his first seven seasons in Kitchener as an assistant coach under DeBoer, helping lead the Rangers to the 2003 Memorial Cup championship.

Spott was hired as Kitchener's head coach and general manager in 2008 following DeBoer's departure to the NHL. In five seasons, Spott guided the Rangers to a record of 187-121-32, four playoff berths and two trips to the Western Conference Final.

Spott also boasts significant international coaching experience. In the summer of 2008, he was an assistant coach with Team Canada at the under-18 Ivan Hlinka Memorial tournament, helping Canada win the gold medal. In 2010, he won a silver medal as an assistant coach with Team Canada at the World Junior Hockey Championships in Saskatchewan. The following year he led Canada to a gold medal as head coach of the under-18 team at the 2011 Ivan Hlinka Memorial Tournament in the Czech Republic. Spott was also appointed head coach of Team Canada at the 2013 World Junior Hockey Championships in Ufa, Russia.

During his playing career, Spott registered 148 points (75 goals, 73 assists) in 121 games as a forward at Colgate University. He would go on to play 20 games for the Newmarket Saints of the AHL before finishing his playing career with Heerenveen in the Netherlands.

Spott and his wife, Lisa, have two children; Tyler and Emma.



ROB ZETTLER

ASSISTANT COACH

Rob Zettler enters his second season as assistant coach under Peter DeBoer. Zettler will take the lead role in development of the team's defensemen and manage the defensive responsibilities.

Well-versed with the Sharks organization, he formerly served as an assistant coach under Head Coach Ron Wilson from 2002 through 2008. During that span, the Sharks posted a 206-134-45 record and a .535 winning percentage, captured two Pacific Division Championships (2004, 2008) and a berth in the Western Conference Final in 2004. Zettler also served as an assistant coach under Head Coach Ron Wilson with the Toronto Maple Leafs from 2008 through 2012.

Most recently, Zettler served as the head coach of the Syracuse Crunch in the American Hockey League. Hired in July 2012 by the Tampa Bay Lightning to be an assistant coach with Syracuse, Zettler was named the head coach of the Crunch on March 25, 2013, following the promotion of Jon Cooper to be Tampa Bay's head coach. That season, Zettler coached Syracuse for the final 11 regular season games and led the team to an AHL Eastern Conference Championship and its first appearance in a Calder Cup Final, before falling in six games to the Grand Rapids Griffins. In three-plus seasons behind the Syracuse bench, Zettler posted a 108-90-41 record.

Zettler, 49, became an "original Shark" when he was claimed by the expansion San Jose Sharks from the Minnesota North Stars in the 1991 Dispersal Draft, becoming one of the first two players in team history. Originally drafted 55th overall in the 1986 NHL Draft by Minnesota, Zettler played 196 games in three seasons (1991-94) with the Sharks, recording 19 points (one goal, 18 assists). In 569 NHL games with Minnesota, San Jose, Philadelphia, Toronto, Nashville and Washington, Zettler posted 70 points (five goals, 65 assists).

A native of Saulx Ste. Marie, ON, Zettler and his wife, Shannon have three children; Laney, Emma and Robert.





DAVE BARR

ASSISTANT COACH

Dave Barr enters his second season as an assistant coach with San Jose. Barr will serve as the Sharks "eye-in-the-sky" on Peter DeBoer's staff.

Barr has spent the past nine seasons coaching in various capacities in the NHL, serving most recently as an associate coach of the Florida Panthers during the 2016-17 season. Prior to his time in Florida, Barr served as an NHL assistant coach for eight seasons, with stops in Buffalo (2015-16), New Jersey (2011-15), Minnesota (2009-11) and Colorado (2008-09). Barr was a member of Peter DeBoer's coaching staff during his four-year tenure with New Jersey, helping the team reach the 2012 Stanley Cup Final.

The 56-year-old Barr spent four seasons as the head coach and general manager of the Guelph Storm in the Ontario Hockey League (OHL) from 2004-08, leading the team to a 130-106-10-26 record and included four trips to the post-season. Serving solely as general manager during the 03-04 season, Barr helped Guelph capture the OHL championship. He was named the Matt Leyden Trophy winner as the OHL's Coach of the Year in 2005-06. In addition, he was selected to coach Canada's National Summer Under-18 Team at the Ivan Hlinka Memorial Tournament in 2007.

Prior to his OHL coaching tenure, Barr spent three seasons (1997-2000) as an assistant coach with the Houston Aeros and one season as the team's head coach (2000-01), helping the team set a franchise record with a league-leading 54-15-13 record en route to the IHL Turner Cup. He transitioned to the team's general manager for two seasons (2001-03), helping the team win a Calder Cup in 2003.

Barr collected 332 points (128 goals, 204 assists) and 520 penalty minutes in 614 NHL games played during his 13-season NHL career with Boston, the New York Rangers, St. Louis, Hartford, Detroit, New Jersey and Dallas. He finished his playing career as a player/assistant coach in the IHL with the Orlando Solar Bears from 1995-97, his first foray into coaching.

The Toronto native and his wife, Debbie, have two children, a daughter Allison and a son, Ryan.



JOHAN HEDBERG

ASSISTANT COACH/GOALTENDING COACH

Johan Hedberg, who developed as an NHL prospect in the San Jose Sharks organization, returns to San Jose for his fourth season as an assistant coach and goaltending coach on Peter DeBoer's staff.

Hedberg, 45, spent the previous five seasons in the New Jersey Devils organization.

He has served as the goaltending coach for the Albany Devils, the AHL affiliate of the New Jersey franchise. Previously, he worked as a special assignment scout for the Devils, which was preceded by three seasons as one half of a goaltending tandem with future Hall of Famer Martin Brodeur.

In twelve seasons as an NHL goaltender with Pittsburgh, Vancouver, Dallas, Atlanta and New Jersey, Hedberg posted a 161-143-36 mark in 373 games with 22 shutouts and 2.82 goals-against average.

Originally drafted by Philadelphia in the ninth round (218th overall) in the 1994 NHL Draft, Hedberg was acquired by the Sharks in a 1997 trade and spent the next four seasons developing under the late Warren Strelow and former Assistant General Manager Wayne Thomas. At that time, the Sharks' goaltending prospect pool included Hedberg, Evgeni Nabokov, Miikka Kiprusoff and Vesa Toskala. Hedberg spent the entire 1999-00 season playing for the Kentucky Thoroughblades (AHL), then San Jose's AHL affiliate, under current San Jose Barracuda Head Coach Roy Sommer.

In March 2001, he was traded to the Pittsburgh Penguins. Later that season, Hedberg led the Penguins on their Cinderella-run to the Eastern Conference Final, defeating Olaf Kolzig and Dominik Hasek and, in the process, earning his trademark "Moose" nickname because of the Manitoba Moose logo emblazoned upon his goalie helmet.

Among Swedish-born goaltenders, Hedberg ranks third all-time with 161 NHL victories, trailing only Henrik Lundqvist (431) and Tommy Salo (210).

Internationally, Hedberg has represented his native Sweden numerous times, including the Winter Olympics (2002 & 1998), World Championships (1999-bronze medal, 1998-gold medal, 1997-silver medal & 1994-bronze) and the World Cup of Hockey (1996).

Hedberg and his wife, Pernilla, have three daughters: Molly, Wilma and Bida.





BRYAN MARCHMENT

SCOUT AND DEVELOPMENT COACH – DEFENSE

One of the most feared hitters and intimidating players in National Hockey League history begins his 12th season as a scout who also assists in player development. Based in the Toronto area, his duties include working with players in San Jose and the team's American Hockey League affiliate, as well as scouting Sharks prospects at the college and Canadian major junior levels. He also serves as an advisor to the hockey operations department.

Marchment played in 926 NHL games over 17 seasons with Winnipeg, Chicago, Hartford, Edmonton, Tampa Bay, San Jose, Colorado, Toronto and Calgary and posted 182 points (40 goals, 142 assists) and 2,307 penalty minutes. In 334 games with San Jose (11th-most among Sharks franchise blueliners and tied for 25th amongst all Sharks players), scored 66 points (15 goals, 53 assists) and 706 penalty minutes (third-most in franchise history). "Mush" was acquired by San Jose from Tampa Bay on March 24, 1998 and was originally selected by the Winnipeg Jets in the first round (16th overall) of the 1987 NHL Entry Draft.



EVGENI NABOKOV

SCOUT AND DEVELOPMENT COACH – GOALTENDING

Evgeni Nabokov returns to the Sharks for his fourth season as goaltending coach and special assignment scout. In his role with San Jose, Nabokov works with all of the organization's goaltending prospects to assist in the development of their skills and technique.

After an illustrious career, Nabokov retired as a member of the San Jose Sharks on Feb. 11, 2015. Nabokov, 41, holds nearly every major San Jose Sharks franchise goaltending record, including: games played (563), wins (293) and shutouts (50).

Nabokov finished his remarkable career ranked 18th on the NHL's all-time wins list (353), 17th in shutouts (59) and 25th in games played by a goaltender (697). He appeared in 86 career Stanley Cup Playoff games (23rd all-time), and ranks 26th all-time in postseason wins (42) and T-21st in postseason shutouts (7). He helped lead the Sharks to two of their three franchise Western Conference Final appearances (2004, 2010). In 697 career NHL games with San Jose, the New York Islanders and Tampa Bay Lightning, Nabokov posted a 353-227-29-71 record, with a 2.44 goals-against average, a .911 save percentage and 59 shutouts.

Originally drafted by San Jose in the ninth round (219th overall) of the 1994 NHL Draft – the 22nd goaltender taken that year – Nabokov leads all goalies selected in that draft in NHL career wins and shutouts, and ranks second in games played. He made his NHL debut on Jan. 1, 2000 at Nashville, and in his first NHL start on Jan. 19, 2000, he dueled future Hall-of-Famer Patrick Roy to a 0-0 tie in Colorado, making 39 saves.

In 2001, his first full NHL season, Nabokov was the recipient of the Calder Memorial Trophy as the League's Rookie of the Year, was named as the goaltender for the 2000-01 NHL All-Rookie Team and selected to play in the NHL All-Star Game.

"Nabby" was a three-time NHL Player of the Month, a three-time NHL Player of the Week and a two-time NHL Rookie of the Month. In addition, he was named the Sharks "Player of the Month" 11 times and Sharks "Player of the Year" twice (2001, 2008).

Nabokov finished as the runner-up for the Vezina Trophy as the NHL's top goaltender during the 2007-08 season, was named to the 2007-08 NHL First All-Star Team and was selected to play in the NHL All-Star Game. His 46 wins that season were the fourth-most in a single-season in NHL history and his 77 appearances was the third-most in NHL history.

On March 10, 2002 in Vancouver, he became just the seventh goaltender (first of European descent) to score a goal. He was the first NHL goalie to score while his team was on a power play.

Internationally, the native of Ust-Kamenogorsk, Kazakhstan, represented Russia on the international stage several times in his career. He served as Russia's starting goaltender in the 2006 (1.34 goals-against average) and 2010 Winter Olympics and also played for Russia in two World Championships (2008, 2011). In the 2008 World Championships, he led Russia to a gold medal, posting a 1.78 goals-against average while being voted to the Media All-Star Team, named Russia's top player and voted "Best Goalkeeper" in the tournament. He also was named to Russia's roster for the 2004 World Cup of Hockey.

Nabokov also played in his native Russia in 2004-05 with Metallurg and with SKA St. Petersburg of the KHL in 2010-11.





MIKE RICCI

SCOUT AND DEVELOPMENT COACH – FORWARDS

One of the most beloved players to ever don a Sharks sweater, Mike Ricci enters his 11th season as development coach following one season as an advisor to San Jose's hockey operations department.

In this role, Ricci, 47, works with Head Coach Peter DeBoer and his staff to provide on-ice instruction and assistance when the team is at home and will also work closely with Scout Bryan Marchment, working with the Sharks prospects.

Ricci finished his stellar, 16-year National Hockey League career in 2007 after notching 605 points (243 goals, 362 assists) and 979 penalty minutes in 1,099 games with Philadelphia, Quebec/Colorado, San Jose and Phoenix. He also added 66 points (23 goals, 43 assists) in 110 Stanley Cup Playoff games. Ricci won a Stanley Cup with Colorado in 1996.

His 263 points (101 goals, 162 assists) with San Jose ranks 14th on the Sharks all-time list and his 529 games place him 10th all-time. In 59 Stanley Cup Playoff games with San Jose, Ricci ranks 10th on the franchise's all-time list with 33 points (14 goals, 19 assists).

Ricci was originally selected by the Philadelphia Flyers in the first round (fourth overall) of the 1990 NHL Entry Draft. In June 1992, he was part of the blockbuster trade between Philadelphia and the Quebec Nordiques that saw the Flyers trade Ricci, Ron Hextall, Peter Forsberg, Steve Duchesne, Kerry Huffman, Chris Simon, first round selections in the 1993 and 1994 NHL Entry Drafts and \$15 million to the Nordiques in exchange for Eric Lindros.

Ricci was acquired by the Sharks on Nov. 21, 1997, along with a second-round selection in the 1998 NHL Entry Draft, in exchange for Shean Donovan and a first round selection in the 1998 NHL Entry Draft.



DAN DARROW

VIDEO COACH

Dan Darrow enters his fourth season as Video Coach with the San Jose Sharks. In his role, he is responsible for all video breakdown for Peter DeBoer's coaching staff.

Prior to his time in San Jose, Darrow spent four seasons at UMass Lowell. He joined Lowell in 2012 as the school's first-ever Director of Hockey Operations. Darrow oversaw the day-to-day operations of the hockey program, while assisting the coaching staff with film breakdown. During his tenure, UMass Lowell won two Hockey East Playoff Championships, one Hockey East Regular Season Championship and participated in the Frozen Four.

Prior to joining the River Hawks, Darrow spent four years as a student assistant with the Michigan State hockey program, breaking down game film for the Spartan coaching staff.

Darrow graduated with a Masters of Business Administration in 2017 from UMass Lowell and earned a bachelor's degree in Communications from Michigan State in 2011.



DOUG WILSON JR.

DIRECTOR OF SCOUTING

Doug Wilson Jr. enters his seventh season with Sharks Sports & Entertainment, first as Director of Scouting. Previously Director of Hockey Operations, Wilson will continue to work in tandem with Tim Burke overseeing the annual NHL draft. In addition, Wilson now oversees the scouting department including pro and amateur free agency, along with continuing to lead the valuation analysis for player

and draft pick acquisitions.

Wilson most recently worked on expanding the Sharks reach throughout the undrafted and unsigned free agency markets, which in recent years has included players such as Melker Karlsson, Marcus Sorensen, Vincent Praplan, Antti Suomela, Lukas Radil, Jacob Middleton, Alexander True, Josef Korenar, Jeff Viel, Matt Fonteyne, Thomas Grégoire, and Jayden Halbgewachs.

The Chicago, IL, native graduated with his BA from Tufts University, MBA from Santa Clara University, and currently resides in San Jose, CA, with his wife Haylie and daughter Georgia.





GILLES COTE

SCOUT

Has been a member of the Sharks scouting staff since the 2002-03 season and concentrates scouting efforts in junior leagues in Quebec...previously served as a scout for the Sharks from 1997-99...served as director of player personnel for Acadie-Bathurst (QMJHL) from 2001-02...was general manager and a member of the ownership group for Chicoutimi (QMJHL) from 1999-00...spent 1996-97 season as general manager for Drummondville (QMJHL)...scouted the CHL, USHL and local colleges for the

Washington Capitals for 11 seasons (1985-96)...vice president of the Quebec Ice Hockey Federation from 1982-85...served on coaching staff of Midget "AAA" champions of Montreal-Laval and the Laurentian regions...general manager of the Midget "AA" elite in the Laval region from 1982-84...a former president of the Laval Est Sports Association for 17 years...was a founding director of the Montreal Minor Hockey League...organized and coordinated the first World Championship for under 17-year olds...brought home the Bantam championship for the city of Montreal in 1967.



JP COTE

SCOUT

Enters his first season with the Sharks scouting staff... appeared in 15 professional seasons and close to 1,000 pro games combined among North American and European leagues... skated in 27 NHL games for the Montreal Canadiens and Tampa Bay Lightning... is a two-time Calder Cup Champion with Hamilton (2007) and Norfolk (2012)...Quebec native is co-founder and driving force behind Fast Hockey Project, a cutting edge on-ice training concept used by many professional players... Cote and

his wife, Valerie, have a son, Philippe



PAT FUNK

SCOUT

Responsible for scouting all of Western Canada, U.S. juniors, U.S. colleges and high schools... scouting experience with Sharks since inception in 1991-92...also scouted for the New York Rangers and Minnesota North Stars from 1982-91...served as a coach at the high school and college level in Minnesota for 21 years, where he also taught physical education and health in the St. Paul Public

School system...received his bachelor's degree from University of St. Thomas, in addition to performing graduate work at University of St. Thomas and Minnesota State University-Mankato...resides in Minnesota with wife Candace...their son, Matt, coaches at the high school level; daughter, Liz, coaches youth level hockey while their son, John, is a scout for the Colorado Avalanche.



DIRK GRAHAM

SCOUT

1991 Selke Trophy winner enters his 11th season as a professional scout with San Jose; Graham also serves as development coach for the San Jose Barracuda, the Sharks top minor league affiliate...served as professional scout for the Tampa Bay Lightning from 2006-08...was the head coach of the American Hockey League's Springfield Falcons in 2004-06...spent several years in the hockey department of

the Chicago Blackhawks, including being head coach (1998-99), a scout (1997-98) and an assistant coach (1995-96)...played 12 National Hockey League seasons and 772 games, primarily with Chicago, but began his career with the Minnesota North Stars in 1983-84...scored at least 20 goals six times, helped Chicago reach the 1992 Stanley Cup Final and served as the team's captain from 1989-95...posted a career-high 78 points (33 goals, 45 assists) in 80 games in 1988-89...played in 90 Stanley Cup Playoff games, posting 44 points (17 goals, 27 assists)...an inspirational leader on-and-off the ice and was an exemplary worker on both specialty teams...Regina, Saskatchewan native originally selected by Vancouver in the fifth round (89th overall) of the 1979 NHL Entry Draft.





ROB GRILLO

SCOUT

Begins his 27th season as an amateur scout with the Sharks...primarily scouts colleges/universities, USHL/NAHL junior leagues, high school and some major midget programs in the United States, as well as the Ontario Hockey League (OHL) and Tier II junior leagues throughout Ontario, Canada...Before joining the Sharks, started as an assist coach at the Minnesota high school level before becoming the Head Coach and General Manager of the Waterloo Blackhawks of the USHL. Played his collegiate hockey at Augsburg College, Div II, (Minneapolis, MN).....post college, played briefly at the minor pro level (IHL) then turned his focus and attention to coaching and scouting. Originally from Minnesota, now resides in the Detroit, MI area...married and has two children.



BRIAN GROSS

SCOUT

Enters his 23rd season with San Jose...concentrates scouting efforts in Western Canada and Northeastern U.S....spent two seasons as director of scouting with the Regina Pats of the Western Hockey League and was responsible for talent evaluation throughout the WHL for purposes of trades while scouting Western Canada for the Bantam Draft...has nearly 20 years scouting experience in the WHL...assisted with drafts and trades while scouting with the Kelowna Rockets and Spokane Chiefs....spent time as a player in intermediate and senior hockey and coached a number of teams in the local area and was also vice president and director of several local minor hockey boards.



RYAN HAMILTON

SCOUT

Enters his first season with the San Jose Sharks...served as an AHL captain for over six years, most recently with the Bakersfield Condors for three straight seasons from 2015-2018...played for the Edmonton Oilers and Toronto Maple Leafs, compiling five points in 30 games...the 33-year-old veteran appeared in 644 AHL contests for various teams, registering 376 points (197 goals, 179 assists)...helped lead the Toronto Marlies to the 2012 Calder Cup Finals, earning five points in 17 contests...was named to the AHL All-Star team twice and earned AHL All-Star MVP in 2013...Resides in Arizona with his wife, Alexa, two children, Owen and Madeline, and their dog, Allie.



NIKOLAI LADYGIN

SCOUT

Enters his first season as a Sharks European scout after spending the majority of his playing career in various leagues in Europe...Played in over 100 games in the Kazakhstan league, winning a championship in 2015-16...The former two-time Ukrainian league champion has played hockey professionally in Russia, Belarus, England, and played two seasons in North America (2001-02 in the WHL and 2002-03 in the USHL)...Born and resides in Kiev, Ukraine, Ladygin lives with his wife, Anna, and his son, Alexander.



SHIN LARSSON

SCOUT

Enters his 11th season as a Sharks European scout, now with the title and responsibility as Supervisor of European Scouting...his scouting area is all of Europe searching for both amateur and pro players... previously worked as a European pro scout for the Atlanta Thrashers from 2006-08...As a player, represented Japan at several international tournaments including the 1998 Olympic Games, where he posted five points (two goals, three assists) in four games...scored the game-winning shootout goal for

Japan's victory over Austria in Olympic play...played hockey professionally in Sweden, Japan, France and England...played for the Japanese national team from 1995-02...won five league championships in the Japan Ice Hockey League with Kokudo...led the JIHL in scoring in 1997-98...played one season with Verdun in the Quebec Major Junior Hockey League in 1993-94 and one season with Leksand in the Swedish Elite League in 1992-93...he and his wife, Linda, have two sons; Nils and Erik.



NEIL McKENNEY

SCOUT

Enters his first season as a Sharks amateur scout... will focus primarily on scouting in the Northeast, including the draft eligible and college free agents in New England and elsewhere...spent the last three seasons as the Director of Hockey Operations at Quinnipiac University...before joining Quinnipiac, spent two seasons as a video assistant with the Buffalo Sabres...McKenney graduated and played

Division 1 hockey at Sacred Heart University...The Hamburg, NY native's father, Doug McKenney, spent thirty years as a NHL strength and conditioning coach and currently works in the same capacity for the Indianapolis Colts of the NFL... McKenney resides in Connecticut.



RYAN RUSSELL

SCOUT

Begins his third season as an amateur scout for the Sharks... Russel carved out a nine-year professional hockey career, playing in the NHL, AHL, ECHL SHL (Sweden's top league) and EIHL (England's professional league)...he played 41 games in the NHL for the Columbus Blue Jackets during the 2011-12 season, scoring two goals and two penalty minutes...he finished his AHL career with 131

points (70 g, 61a) in 336 games...born in Caroline, Alberta, Canada, he now resides in Penhold, Alberta and is the twin brother NHL defenseman, Kris Russell.



NIKLAS SUNDSTROM

SCOUT

Enters his fifth season as a European scout, rejoining the Sharks after spending parts of four seasons (1999-2003) with San Jose as a player...helped San Jose reach the playoffs in three of those four seasons, compiling 12 points (1-1=12) in 30 playoff games with the Sharks...often playing alongside current Sharks Development Coach Mike Ricci and Scott Thornton, the trio combined to be one of

the most effective and popular lines in franchise history...along with his scouting duties, Sundstrom's responsibilities will include an emphasis on European player development and transition...spent ten seasons in the National Hockey League with Montreal, San Jose and the New York Rangers, amassing 349 points (117 goals, 232 assists) and 256 penalty minutes in 750 career NHL games...was originally drafted eighth overall in the 1993 NHL Entry Draft by the New York Rangers...spent the last seven seasons of his playing career in the Swedish Hockey League with MODO, retiring after the 2012-13 campaign.





ALES VLADYKA

SCOUT

Enters his fourth season as a European Scout for the Sharks...Vladyka was most recently an assistant and video coach for Bili Tygri Liberec of the Czech leagues, a position he has held since 2011...Prior to his time with Bili Tygri Liberec, he held the same position for the organization's U-20 team...Won the Czech league gold medal in 2016, and helped his team win the silver in 2017...In 2012 and 2014-15, was an assistant and video coach with the Czech U-18 team at the World Junior Championship, (winning a silver medal in 2014), and held the same position with the U-20 team at the tournaments in 2013-15 and 2018...He was born and resides in Mlada Boleslav with his wife and two daughters, Elin and Amalie.



MIKE YANDLE

SCOUT

Enters his fifth season with San Jose...will focus primarily on amateur scouting in the Northeast, including the New England and Maritime areas, among others...spent the last nine seasons as an amateur scout with the Florida Panthers organization...before joining the Panthers, spent four years as a scout with the Moncton Wildcats (QMJHL), and also served as a coach for the Boston Jr. Bruins (EJHL) for five seasons (2001-06)...has served as a coach for the Beantown Classic since 2003 and also coached at Randolph High School in Massachusetts...Boston native is the uncle of Florida Panthers defenseman Keith Yandle...He resides in New Brunswick and has one daughter, Maggie.



CHARLIE TOWNSEND

HOCKEY RESEARCH AND DEVELOPMENT

Charlie Townsend enters his first season as hockey research and development for the San Jose Sharks and sixth season with Sharks Sports & Entertainment. He previously worked as pro scouting analyst for two seasons with the Sharks and three years were spent as video coach and video coaching assistant for the San Jose Barracuda and the Worcester Sharks, respectively, San Jose's top affiliate.

His primary responsibilities will be working with the hockey operations department in collecting and sequencing information for system play analysis as well as individual performance.

Townsend joined the Sharks organization after spending three seasons as a professional hockey player in the Central Hockey League and the French Elite League. He served as an assistant coach and video coordinator for the Bloomington Blaze (CHL) after an injury shortened season in 2012-13.

Charlie is a 2010 graduate of Middlebury College where he played 83 games for the Panthers accumulating 49 points (27-22-49). The 30-year-old native of Watertown, CT was an assistant captain for Middlebury's 2009-10 squad that won the NESCAC championship and was a member of the NESCAC All Sportsmanship team.

Charlie resides in Los Gatos with his wife, Carly, and their dog, Bronco.



MARK DAVIES, M.D.

TEAM PHYSICIAN

Mark Davies, MD, enters his fifth season as the Sharks team physician. Dr. Davies is a native of the Bay Area, having been born in Santa Clara and raised in Los Gatos. He attended Stanford University, where he played rugby and majored in Biology. Dr. Davies attended UCLA Medical School, and he subsequently completed his residency in Orthopaedic Surgery, also at UCLA, including a dedicated research year. He has published articles in a number of orthopedic journals as well as presented at national meetings.

Following his time at UCLA, Dr. Davies completed a yearlong fellowship with Dr. James Andrews in Birmingham, AL, before returning to the Bay Area and joining Kaiser Permanente, where he serves as a sports medicine specialist. He is board certified by the American Board of Orthopaedic Surgery in addition to having a Subspecialty Certification in Orthopaedic Sports Medicine. He is currently the Chief of Orthopaedic Surgery at Kaiser San Jose.





RAY TUFTS

HEAD ATHLETIC TRAINER, ATC

Ray Tufts enters his 23rd season with the San Jose Sharks as head athletic trainer, who provides Sharks players with both long-term medical care for serious injuries needing rehabilitation as well as maintaining the Sharks day-to-day medical needs both on the road and at home. In addition, he serves as the liaison between the hockey department and the organization's team of highly-respected

medical specialists.

Before joining the Sharks, Tufts, 53, was an athletic trainer for ten years with the NFL's San Francisco 49ers. During his tenure with the 49ers, he was a part of three Super Bowl Championships in 1988, 1989 and 1994, serving as assistant trainer from 1991-96 and as a training staff assistant from 1987-90.

With San Francisco, Tufts was heavily involved with both the day-to-day preventive care for the team and post-injury rehabilitation. He was instrumental in the quick recoveries of several 49ers players from very severe injuries, including tight end Brent Jones, offensive tackle Harris Barton and the extensive rehabilitation of Pro Football Hall of Fame quarterback Joe Montana between 1988-91.

A native of the San Jose area, Tufts graduated from Cal State-Sacramento in 1987 as a physical education major with an emphasis in athletic training. He received his National Athletic Trainers Association (NATA) certification in 1987 and is an active member of the NATA District VIII Association, California Athletic Trainers Association (CATA) and is a past president of the Professional Hockey Athletic Trainers' Society (PHATS).

Tufts worked his 1,500th National Hockey League game on Feb. 24, 2016 in Colorado and served as head athletic trainer for the U.S. Olympic Team that won the silver medal at the 2010 Winter Games in Vancouver. He also headed the training staff for the 1997 National Hockey League Western Conference All-Star and the Heroes of Hockey teams during the 1997 NHL All-Star Weekend in San Jose.

Tufts and his wife Michelle have a son, Henry, and reside in Los Gatos, Calif.



WES HOWARD

ASSISTANT ATHLETIC TRAINER, ATC

Fremont native Wes Howard enters his 21st season with the Sharks training staff.

As the assistant athletic trainer, Howard, 49, is responsible for the acquisition of medical supplies and maintaining the day-to-day operation of the training room. Working in tandem with Head Athletic Trainer Ray Tufts, Howard works to coordinate and implement injury prevention and rehabilitation

protocols for the athletes.

Howard's NHL career began with the Sharks prior to the 1998-99 season. He worked his first professional game on Oct. 9, 1998 when the Sharks opened the season in Tokyo, Japan. He worked his milestone 1,500th NHL game on April 8, 2017 – a home victory against the Calgary Flames.

In addition to his work with the Sharks, Howard was the assistant athletic trainer/equipment manager for the Arena Football League's San Jose SaberCats from 1995-00. Howard returned to the SaberCats in 2002 during their first Arena Bowl Championship season, and again in 2004-05 during the NHL work stoppage.

Previously, Howard was the assistant athletic trainer at Menlo College from 1997-98 and served dual roles as head athletic trainer and equipment manager for the ECHL's Fresno Falcons from 1995-97.

Howard earned a bachelor's degree in Kinesiology from San Jose State University and is certified by both the National Athletic Trainer's Association (NATA) and National Council of Strength and Fitness (NCSF).

He resides in Gilroy with his wife Diana and their four children: Rebecca, Aaron, Alyssa and Micayla.





MIKE POTENZA

DIRECTOR OF STRENGTH & CONDITIONING

Mike Potenza begins his 13th year as the Sharks strength and conditioning coordinator. He's responsible for the team's overall strength and conditioning programs – including the physical testing and evaluation at training camp, creation of individualized postseason workout programs and assistance in the rehabilitation efforts for all injured players.

Before coming to San Jose, Potenza served as the strength and conditioning coach for the University of Wisconsin men's and women's hockey teams, both of which were 2006 NCAA National Champions. There, he worked with current Sharks Captain Joe Pavelski. Potenza also had responsibilities with the wrestling and softball programs at Wisconsin.

A 2000 Springfield College graduate, Potenza earned his bachelor of science degree in applied exercise science. From there, the Providence, R.I., native went to Boston University where he was a graduate assistant until 2002, earning his master's degree in human movement science.

Potenza completed an assortment of strength and conditioning coaching and internship experiences before his time at Wisconsin. At the University of Miami (Fla.), he served as a weight training, speed and post-workout intern strength coach for the perennial nationally-ranked Hurricanes football team. While earning his master's degree at Boston University, Potenza instructed professional, amateur and collegiate athletes at Mike Boyle Strength and Conditioning, a private training facility specializing in various weight training, conditioning, agility, plyometric, stretching and rehabilitation programs.

Since earning his master's degree, Potenza has held notable positions for Harvard and Colgate Universities. He assisted and supervised all phases of strength training programs for all intercollegiate programs at Harvard and Colgate and held primary coaching responsibilities with football, men's and women's hockey, men's and women's basketball, lacrosse and field hockey.

Potenza was part of the evaluation staff for the U.S. World Junior hockey team that competed at the 2008 World Junior Championships in the Czech Republic. His responsibilities included offering presentations on nutrition and recovery, administering physical testing and designing performance evaluations for each prospect.

Away from the rink, Potenza consults with United States Air Force Pararescue teams based in California (131st RQS) and Alaska (212th RQS) on the implementation and design of their Human Performance Program. The USAF Pararescue career-field provides medical and tactical support to tier-1 Special Ops assets during missions abroad. They are also a local asset state-side for rescue needs in conjunction with the United States Coast Guard.

Potenza, his wife Bonnie and their three children (Griffin, Natalie and Luca) reside in San Jose.



LUKE CHILCOTT

SKATING COACH

Luke Chilcott enters his third season as Skating Coach for the San Jose Sharks. Chilcott will help develop a deeper knowledge of edge work and efficiency through correct technique and assist players in analyzing beneficial equipment as it relates to their performance.

Chilcott has worked in the same capacity with the San Jose Barracuda for the past two years, and previously worked for the Allen Americans of the ECHL. He has assisted Sharks prospects with their skating technique at the annual development camp for the past three seasons.

Chilcott founded CSM, Chilcott Skating Mechanics, which he owns and operates out of the Dallas/Fort Worth area. He works privately with students, as well as with small groups and teams, on facilitating efficient skating technique through helping players understand proper biomechanics. Teams Chilcott has worked with include the Tier 1 Dallas Stars Girls Elite team, which is currently one of the United States top Girls Travel Hockey programs, and an organization in McKinney, Texas that fields an A and AA teams at every level.

Chilcott has won two national championships at the novice and primary levels of figure skating and went on to compete at the junior and senior standards of the sport. He competed internationally for Great Britain and skated up to the world championship level.

Born in England, Chilcott currently resides in Dallas, Texas.





ARNULFO AGUIRRE, ART, CMT

MASSAGE THERAPIST

Arnulfo Aguirre enters his 12th season as the Sharks full-time massage therapist. He had worked with Head Trainer Ray Tufts' staff on a part-time basis since the 2000-01 season.

In his role, Aguirre works with the team's players to facilitate and improve injuries and increase their range of motion.

Previously, Aguirre served as the sports massage therapist for the San Jose Earthquakes from 2000-02, including their 2001 Major League Soccer Championship season.

In addition, he served in a similar position with the University of California-Berkeley men's swim team in 1999.

Aguirre received his certification from the National Holistic Institute in Emeryville, Calif., where he also assisted in managing the massage clinic.



MIKE ALDRICH

EQUIPMENT MANAGER

Mike Aldrich enters his 23rd season as equipment manager for the San Jose Sharks. In his 26th season with the organization, Aldrich served in the same capacity for the International Hockey League's Kansas City Blades for the three seasons (1993-95) when the Blades were the Sharks top development affiliate.

Aldrich served as equipment manager for the U.S. Olympic Team that won the silver medal at the 2010 Winter Games in Vancouver. He also worked for Team USA at the 2003 and 2005 World Championships, and the 2004 World Cup of Hockey.

On Mar. 12, 2013 in St. Louis Aldrich worked his 1,500th game. On Nov. 5, 2009 in Detroit, Aldrich worked his milestone 1,000th NHL game, all as a member of the Sharks.

Besides overseeing the entire operation of the equipment staff, Aldrich handles the intricate requests of all Sharks players with regards to equipment, skate sharpening needs as well as all purchasing orders, inventory control and distribution for all equipment throughout the season.

Aldrich, 54, handled all the equipment needs during the 1997 National Hockey League All-Star Game for the Western Conference team as well as the Heroes of Hockey teams.

Before joining Kansas City, Aldrich worked at Michigan Tech University as the school's equipment manager and athletic purchasing agent from 1989-93.

During the 1995-96 season, Aldrich was selected as the Western Conference's equipment manager for the IHL All-Star Game. He's an active member of the Society of Professional Hockey Equipment Managers (SPHEM).

Aldrich and his wife, Susie, enjoy their summers water skiing in Michigan's Upper Peninsula. They have two sons: Brad and Jason.



VINNY FERRAIUOLO

ASSISTANT EQUIPMENT MANAGER

Vinny Ferraiuolo enters his ninth season as assistant equipment manager for the Sharks. Previously, he served as the head equipment manager for the Worcester Sharks, San Jose's former top development affiliate in the American Hockey League.

Working alongside Head Equipment Manager Mike Aldrich, Ferraiuolo handles all necessary equipment restoration, repair and customization of game sweaters, sweater numbering and lettering, as well as keeping inventory of the sweaters.

During the summers of 2012-2014, Ferraiuolo has served as the equipment manager for the U.S. Under-18 Select team at the Ivan Hlinka Memorial Tournament in the Czech Republic and Slovakia.

Now in his 22nd season in professional hockey, Ferraiuolo previously worked for the Bridgeport Sound Tigers (AHL) and the Providence Bruins, including their 1999 Calder Cup Champion team. He was named equipment manager for the 2000 AHL All-Star Game for PlanetUSA and the 2009 AHL All-Star Classic for the Canadian squad.

The Roanoke, VA, native also served as the assistant equipment manager for the New York Islanders and the head equipment manager for the Texas Wildcatters (formerly of the ECHL) and the Wheeling Nailers (ECHL).

The 40-year-old worked his 1,500th professional hockey game on Nov. 23, 2016 against the Chicago Blackhawks.



JOHN PETERS

ASSISTANT EQUIPMENT MANAGER

John Peters enters his second season as assistant equipment manager for the San Jose Sharks after previously working as assistant equipment manager for the San Jose Barracuda, the Sharks AHL affiliate. Peters has served as the assistant equipment manager with Arizona State University of the NCAA. He also served as head equipment manager for three seasons with ASU when the team played in the American Collegiate Hockey Association (ACHA).



ROY SNEESBY

EQUIPMENT ASSISTANT AND EQUIPMENT TRANSPORTATION

Roy Sneesby enters his 19th season with the San Jose Sharks Equipment Staff.

Roy splits his duties between assisting the Sharks Equipment Staff with day to day equipment needs for players and coaches and the visiting teams. Roy also coordinates the efficient arrival and departure of both the Sharks and visiting teams equipment and supplies.

Roy worked for Easton Sports in the Equipment Repair Center for the 1998 Nagano Winter Olympics and the 2006 Torino Winter Olympics. His duties included sharpening and maintenance of hockey skates to repair of hockey equipment for all teams involved with the Olympic Games.

Roy has an A.S. Degree from the College of San Mateo and also a B.S. degree from San Jose State.

Roy was born in Redwood City, California and has been married to his wife Susan who is from Italy for 11 years.





JOHN BONASERA

John Bonasera, who provided both San Jose Sharks radio and television broadcasts with production assistance at home games, died on May 18, 2018 in his hometown, San Jose, after a long illness.

Bonasera, fondly referred to as the "Director of Research," first fell in love with the game of hockey at the Oakland Coliseum Arena, where he witnessed many of the legendary exploits of the California Golden Seals, his boyhood team. He was a faithful listener to Seals broadcasters Roy Storey and Joe Starkey, and in the process, developed an appreciation of the broadcast medium and a deep understanding of the game itself.

A chance meeting provided him with an opportunity to work alongside Dan Rusanowsky on Sharks Radio, where he capably assisted with statistical research on game nights for the first 27 seasons of Sharks history. For the last several years, he also provided his services to Sharks TV broadcasts.

The entire Sharks Organization will miss John Bonasera, whose memory will always bring a smile to those who worked with him. May he rest in peace.



2018-19
SAN JOSE
SHARKS



ANTOINE BIBEAU

34
**GOAL
TENDER**

CATCHES: LEFT
HT: 6'3"
WT: 205
BORN: 5/1/94 in
Victoriaville, Quebec



CAREER HIGHLIGHTS

FIRST

NHL GAME: 12/11/16 vs COL
NHL WIN: 12/29/16 at TBL

**MOST
IN A GAME**

SHOTS FACED **28** 12/11/16 vs COL
SAVES **26** 12/11/16 vs COL
GOALS ALLOWED **2** 2 Times, Last: 12/29/16 at TBL

32:12

Longest Shutout Streak
12/29/16 at TBL

SIGNED

Signed by San Jose as a free
agent on July 1, 2017.

Selected by Toronto in the 2013 NHL Draft (3rd round, 172nd overall).

CAREER STATS

REGULAR SEASON										PLAYOFFS						
SEASON	CLUB	LEAGUE	GP	W-L-O	MINS	GA	SO	GAA	SV%	GP	W-L-O	MINS	GA	SO	GAA	SV%
2010-11	Lewiston	QMJHL	3	2-0-0	144	5	0	2.10	.914	-	-	-	-	-	-	-
2011-12	Prince Edward	QMJHL	29	7-9-1	1183	88	0	4.46	.868	-	-	-	-	-	-	-
2012-13	Prince Edward	QMJHL	46	28-11-3	2521	118	5	2.81	.911	6	2-3	374	21	0	3.37	.907
2013-14	Charlottetown	QMJHL	26	8-11-5	1424	78	1	3.29	.911	-	-	-	-	-	-	-
	Val d'Or	QMJHL	22	13-7-1	1267	64	1	3.03	.900	24	16-8	1476	69	1	2.80	.913
2014-15	Toronto	AHL	31	15-10-5	1809	81	4	2.69	.913	1	0-1	57	3	0	3.13	.929
2015-16	Toronto	AHL	40	28-9-1	2354	106	3	2.70	.909	12	6-5	682	31	1	2.73	.900
2016-17	Toronto	AHL	32	13-14-1	1892	97	3	3.08	.894	1	0-1	37	2	0	3.23	.882
	Toronto	NHL	2	1-1-0	122	4	0	1.99	.927	-	-	-	-	-	-	-
2017-18	San Jose	AHL	43	24-14-4	2406	95	5	2.37	.919	4	1-3	212	13	0	3.68	.865
	NHL TOTALS		2	1-1-0	122	4	0	1.99	.927							

2017-18

- Finished **T-3rd** among goaltenders in shutouts, **T-6th** in wins, **T-8th** in games played and **10th in GAA (2.37)**.
- Set career-highs in **GAA and SV% (.919)**.

2016-17

- Appeared in two games with Toronto (NHL); spent a majority of the season with the Marlies.

2015-16

- Finished **12th** in the AHL in **shutouts (3)**.
- Appeared in a career high **40 games**.
- Finished **T-6th** in the AHL in wins.

2014-15

- Finished **T-7th** in shutouts.

2013-14

- Awarded the **Guy Lafleur Trophy** as the **QMJHL Playoffs MVP** after leading Val-d'Or Foreurs to the **2014 President's Cup (QMJHL Champions)**.
- Awarded the Hap Emms Memorial Trophy as the **Memorial Cup's Most Outstanding Goaltender**.
- Named a CHL Memorial Cup **All-Star**.

2012-13

- Finished **5th** in the QMJHL in wins.
- Finished **7th** in GAA among goaltenders who appeared in 20 or more games.



JUSTIN BRAUN

61
DEFENSE

SHOOTS: RIGHT

HT: 6'2"

WT: 205

BORN: 2/10/87 in
Minneapolis, Minnesota



CAREER HIGHLIGHTS

FIRST

NHL GAME: 11/26/10 at VAN
NHL ASSIST: 11/27/10 at EDM
NHL GOAL: 12/2/10 at OTT (Pascal Leclaire)

MOST
IN A GAME

POINTS **3** 1 Time 1/9/16 vs TOR
GOALS **2** 1 Time 3/28/16 vs LAK
ASSISTS **3** 1 Time 1/9/16 vs TOR

MOST
CONSECUTIVE GAMES

WITH A POINT **5** 2/13/18 - 2/22/18
WITH AN ASSIST **5** 2/13/18 - 2/22/18
PLAYED **147** 3/25/13 - 1/19/15

+5

Best plus/minus
1/9/16 vs TOR

100TH NHL POINT
2/9/17 at BOS

2012

World Championship
with USA

500TH NHL GAME
2/4/18 vs CAR

100TH NHL ASSIST
12/14/17 at CGY

CAREER STATS

REGULAR SEASON								PLAYOFFS					
SEASON	CLUB	LEAGUE	GP	G	A	PTS	PIM	GP	G	A	PTS	PIM	
2004-05	Green Bay	USHL	10	0	0	0	2	-	-	-	-	-	
2005-06	Green Bay	USHL	59	2	11	13	69	3	0	0	0	2	
2006-07	U-Mass Amherst	HE	39	4	10	14	20	-	-	-	-	-	
2007-08	U-Mass Amherst	HE	36	4	16	20	20	-	-	-	-	-	
2008-09	U-Mass Amherst	HE	39	7	16	23	50	-	-	-	-	-	
2009-10	U-Mass Amherst	HE	36	8	23	31	30	-	-	-	-	-	
2010-11	Worcester	AHL	3	0	3	3	0	11	0	3	3	4	
	San Jose	NHL	28	2	9	11	2	1	0	0	0	0	
2011-12	Worcester	AHL	34	5	18	23	8	-	-	-	-	-	
	San Jose	NHL	66	2	9	11	23	5	0	0	0	15	
2012-13	Worcester	AHL	6	0	3	3	0	-	-	-	-	-	
	United States	WC	8	0	0	0	2	-	-	-	-	-	
	San Jose	NHL	41	0	7	7	6	11	0	1	1	0	
2013-14	Tappara	Finland	6	0	3	3	2	-	-	-	-	-	
	San Jose	NHL	82	4	13	17	20	7	1	1	2	7	
2014-15	San Jose	NHL	70	1	22	23	48	-	-	-	-	-	
2015-16	San Jose	NHL	80	4	19	23	36	24	2	5	7	6	
2016-17	San Jose	NHL	81	4	9	13	28	6	0	1	1	0	
2017-18	San Jose	NHL	81	5	28	33	28	10	0	1	1	4	
NHL/Sharks Totals			529	22	116	138	191	64	3	9	12	32	

201ST OVERALL
DRAFT PICK

Selected by San Jose in the 2007 NHL Entry Draft (7th round, 201st overall).

1 OF 3

One of just three players drafted after the second round of the 2007 draft class to have played in 500 or more NHL games.

FAMILY FAME

Is married to Jessie Lysiak, who competed in Season 4 of MasterChef and is the daughter of former NHL All-Star Tom Lysiak.



JUSTIN BRAUN

2017-18

- Set career highs in goals, assists and points.
- Ranked **2nd** on the team in **hits (143)**, **blocked shots (152)** and shorthanded **TOI/G (2:41)**; ranked **2nd** among Sharks blueliners in points.
- Finished **4th** on the Sharks in **assists, plus/minus (+7)** and in **even-strength points (33)**.

2016-17

- Led the Sharks in **blocked shots (161)** and finished **2nd in hits (136)** while skating in the **third-most minutes per game (20:04)**.

2015-16

- **Tied career highs** in goals and points. He scored in back-to-back games during the **Stanley Cup Final** (Game 2 and 3).

2014-15

- Led the team in **blocked shots (130)** and **T-2nd** in points amongst defensemen.

2013-14

- Ranked **second** on the team in average **ice time** per game (20:59). Scored his **first career playoff goal**, the game-winner, in Game 2 of the First Round on April 20, 2014 vs. Los Angeles.

2012-13

- Committed just **three minor penalties** all season long. Played for **Tappara** in Finland during the work stoppage.

2011-12

- Represented **Team USA** at the World Championships. Posted his **first career fighting major** (Fedor Tyutin) on Jan. 31 vs. Columbus.

2010-11

- Made his **NHL debut** (Nov. 26 at Vancouver) and scored his **first career goal** (Dec. 2 at Ottawa).

COLLEGE

USCHO First Team All-American (2010), Reebok All-America Second Team (2010), 2010 Hockey East Old Time Hockey Defensive Defensman, First Team All-League Defenseman (2010), Hockey East All-Rookie Team (2007)



BRENT BURNS

88

DEFENSE

SHOOTS: RIGHT

HT: 6'5"

WT: 230

BORN: 3/9/85 in
Barrie, Ontario



@Burnzie88

CAREER HIGHLIGHTS

FIRST

NHL GAME: 10/8/03 at CHI
NHL ASSIST: 10/10/03 vs NYR
NHL GOAL: 10/12/03 (Vesa Toskala)

MOST IN A GAME

POINTS **4** 1 Time Last: 11/29/13 vs STL
GOALS **3** 1 Time Last: 11/29/13 vs STL
ASSISTS **3** 8 Times Last: 3/20/18 vs NJD

MOST CONSECUTIVE GAMES

WITH A POINT **8** 2 Times, Last: 12/2/16 - 12/18/16
WITH A GOAL **4** 2/29/16 - 3/7/16
WITH AN ASSIST **6** 2 Times, Last: 1/16/18 - 1/25/18
PLAYED **389*** 11/21/13 - 4/7/18 *still intact

+4

Best plus/minus
11/15/09 at CAR

500TH

—NHL POINT
10/4/17 vs. PHI

900TH NHL GAME
11/24/17 at VGK

300TH NHL ASSIST
12/18/16 at CHI

CAREER STATS

REGULAR SEASON								PLAYOFFS				
SEASON	CLUB	LEAGUE	GP	G	A	PTS	PIM	GP	G	A	PTS	PIM
2002-03	Brampton	OHL	68	15	25	40	6	11	5	6	11	6
2003-04	Minnesota	NHL	36	1	5	6	12	-	-	-	-	-
	Houston	AHL	1	0	1	1	2	-	-	-	-	-
	Canada	U-20	6	0	6	6	20	-	-	-	-	-
2004-05	Houston	AHL	73	11	16	27	57	5	0	0	0	4
2005-06	Minnesota	NHL	72	4	12	16	32	-	-	-	-	-
2006-07	Minnesota	NHL	77	7	18	25	26	5	0	1	1	14
2007-08	Minnesota	NHL	82	15	28	43	80	6	0	2	2	6
	Canada	WC	9	3	6	9	16	-	-	-	-	-
2008-09	Minnesota	NHL	59	8	19	27	45	-	-	-	-	-
2009-10	Minnesota	NHL	47	3	17	20	32	-	-	-	-	-
	Canada	WC	7	0	5	5	12	-	-	-	-	-
2010-11	Minnesota	NHL	80	17	29	46	98	-	-	-	-	-
	Canada	WC	7	2	2	4	8	-	-	-	-	-
2011-12	San Jose	NHL	81	11	26	37	34	5	1	1	2	4
2012-13	San Jose	NHL	30	9	11	20	20	11	2	2	4	8
2013-14	San Jose	NHL	69	22	26	48	34	7	2	1	3	23
2014-15	San Jose	NHL	82	17	43	60	65	-	-	-	-	-
	Canada	WC	10	2	9	11	4	-	-	-	-	-
2015-16	San Jose	NHL	82	27	48	75	53	24	7	17	24	12
2016-17	San Jose	NHL	82	29	47	76	40	6	0	3	3	6
	Canada	W. Cup	6	0	3	3	6	-	-	-	-	-
2017-18	San Jose	NHL	82	12	55	67	46	10	3	4	7	6
	SHARKS TOTALS		508	127	256	383	292	63	15	28	43	59
	NHL TOTALS		961	182	384	566	617	74	15	31	46	79

20TH OVERALL DRAFT PICK

Selected by Minnesota in the first round (20th overall) of the 2003 NHL Entry Draft.
 Acquired by San Jose along with a second round selection (37th overall) in the 2012 NHL Entry Draft (later traded to Tampa Bay in Dominic Moore deal) in exchange for Devin Setoguchi, Charlie Coyle and a first round selection (28th overall) in the 2011 NHL Entry Draft, June 24, 2011.

POINT LEADER

Is one of just five active defensemen to have reached the 500 point plateau (Chara, Keith, Karlsson, Weber).

DEFENSE LEADER

Holds Sharks all-time franchise records for most goals, assists and points among defensemen.



BRENT BURNS



2017

Norris Memorial Trophy



2017

First Team
NHL All-Star



2015

2011

2010

2008

World Championships
with Canada
(Gold in 2015,
Silver in 2008)



2017

Sharks Player
of the Year



2015

NHL Foundation
Player of the Year

2016

Second Team
NHL All-Star

2018

2017

2016

"Sharks Fan
Favorite Award"

2016

World Cup Champion
with Canada

2017

2016

NHL Player of
the Month
(Jan. '17 - 3rd Star)
(Mar. '16 - 3rd Star)

2018

2017

2016

2015

2011

All-Star Teams

2004

World Jr.
Championship
with Canada
(Silver)

2016

NHL Player of
the Week
(Nov. '16 - 3rd Star)
(Apr. '16 - 2nd Star)
(Mar. '16 - 3rd Star)

2017

2016

2015

2014

2013

"Sharks Player of
the Month"
December 2017
October 2016
March 2016
November 2015
March 2015
October 2014
March 2013



- 2017-18**
- One of just two blueliners in the NHL to lead his team in points (Karlsson, OTT).
 - Led the team in **TOI (25:14)**, **points (T-2nd among NHL d-men)**, **assists (franchise record for d-men)**, and led all Sharks defenders in goals.
 - Ranked **3rd** in the NHL, and led all defensemen in **shots on goal (332)**.
- 2016-17**
- Became the **first** Sharks defenseman to win the **Norris Trophy** (NHL's best defenseman)
 - **Led all NHL defensemen** in goals and points, and led all NHL skaters in shots on goal (320).
 - Broke his own Sharks **franchise record**, set in 2015-16, for goals and points by a defenseman in a single season, and his 29 goals ranked as the **18th highest** single season total by a defenseman in NHL history. He became the first defenseman in the NHL since Brian Leetch (1995-96/96-97) to post back-to-back 75-points seasons.
 - Became the **first Sharks defenseman** to lead the team in points in a single season in **franchise history**. One of just two blueliners (Erik Karlsson) to lead his team in points.
- 2015-16**
- Set Sharks **franchise records for a defenseman** in the following categories in 2015-16: most goals (27), most assists (480), most points (75), longest goal-scoring streak (4 games) and longest point streak (8 games, tied).
 - Set a Sharks **franchise record for shots on goal** in a season (353), and ranked **2nd** in the NHL.
 - **Led all NHL defensemen** in postseason goals, assists, points and shots (77).
 - Was named a finalist for ESPN's Sports Humanitarian of the Year Award.
- 2014-15**
- Was named the winner of the NHL's **Foundation Player of the Year Award** for his charitable and community work.
 - Ranked **T-2nd** amongst all NHL blueliners in points after returning to the blueline.
 - Was named Canada's **"Best Defenseman"** while winning a gold medal at the World Championships.
- 2013-14**
- Was the Sharks **King Clancy Memorial Trophy nominee** and skated the season primarily as a forward.
- 2011-12**
- Ranked **T-11th** amongst NHL defensemen in goals in his first season with the Sharks.
- 2010-11**
- **Left Minnesota as the franchise leader** amongst blueliners in goals (55), game-winning goals (13) and points (183), and set single-season record for defensemen in points (46).
- 2008-09**
- Set a then-Minnesota franchise record by skating in **33:33** on Jan. 3 vs. Detroit.
- 2007-08**
- Was named Canada's **"Best Defenseman"** at the World Championships.
- 2003-04**
- Scored his **first career NHL goal** against the Sharks on Oct. 12.

ROURKE CHARTIER

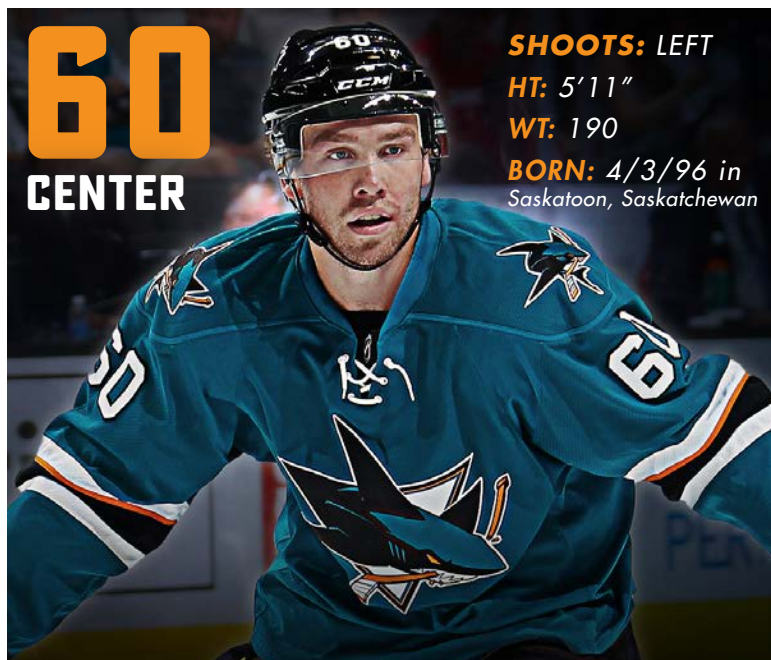
60
CENTER

SHOOTS: LEFT

HT: 5'11"

WT: 190

BORN: 4/3/96 in
Saskatoon, Saskatchewan



CAREER HIGHLIGHTS

**149TH OVERALL
DRAFT PICK**

*Selected by San Jose in the
2014 NHL Draft
(5th round, 149th overall).*

REGULAR SEASON								PLAYOFFS				
SEASON	CLUB	LEAGUE	GP	G	A	PTS	PIM	GP	G	A	PTS	PIM
2009-10	Saskatoon	GSHL	51	86	45	131	-	-	-	-	-	-
2010-11	Saskatoon	SMHL	7	2	0	2	4	1	1	1	2	0
2011-12	Saskatoon	SMHL	42	23	34	57	14	13	8	5	13	2
2012-13	Kelowna	WHL	58	13	17	30	8	3	0	0	0	0
	Canada Western	WHC-17	5	1	2	3	2	-	-	-	-	-
2013-14	Kelowna	WHL	72	24	34	58	8	14	6	6	12	2
2014-15	Kelowna	WHL	58	48	34	82	18	16	13	7	20	2
2015-16	Kelowna	WHL	42	25	21	46	16	18	7	6	13	7
	Canada	U-20	5	0	2	2	2	-	-	-	-	-
	San Jose	AHL	0	0	0	0	0	1	0	0	0	0
2016-17	San Jose	AHL	67	17	18	35	10	7	0	6	6	4
2017-18	San Jose	AHL	28	7	14	21	2	3	2	1	3	0

CAREER STATS



- 2017-18**
- Recorded a **career high six-game assist/point streak** from 3/31 - 4/12 (2-8=10).
 - Finished four assists shy of last season's total (18) despite playing in 39 fewer contests.
- 2016-17**
- Finished the season **T-1st** in games played (67).
 - Among San Jose (AHL) rookies, finished **T-2nd** in goals, **2nd in assists, 2nd in points, 2nd plus/minus (+13)**.
 - During the playoffs, among rookies, finished **T-1st in assists, T-3rd in points, and 1st in plus/minus (+3)** despite playing in just seven games.
- 2015-16**
- Made **pro debut** in Game 4 of the Calder Cup's first round on April 29 vs Ontario.
 - Ranked **4th** on Kelowna (WHL) in goals (25) despite missing half the season due to injury.
 - Named an alternate captain of his team for the second straight season.
 - Represented Canada at the U-20 World Jr. Championships, tallying **two assists** in five games.
- 2014-15**
- Named CHL **Sportsman of the Year** and a member of the WHL (West) **First All-Star Team**.
 - Won the **Brad Hornung Trophy** as the WHL's **Most Sportsmanlike Player**.
 - T-1st** in the playoffs in goals (13), **3rd** in game-winning goals (3), and **4th** in plus/minus (+13) en route to the WHL Championship and runner-up to the CHL's Memorial Cup.
 - Finished the regular season **3rd** in goals (48), **T-3rd** in power-play goals (14) and **T-1st** in game-winning goals (10) in the WHL; Ranked **1st** on his team in goals, **2nd** in points and **T-4th** in assists during the regular season.
 - Named an alternate captain of Kelowna.
- 2013-14**
- Ranked **4th** in goals, **T-4th** in assists, **T-5th** in points, and **T-6th** in plus/minus (+26) on his team during the regular season.
 - During the postseason, finished **1st** on his team in goals, **T-6th** in assists, and **6th** in points.
 - Won a gold medal** at the Hlinka Memorial Tournament as a member of the **Canada U18 team**.
- 2012-13**
- Finished **5th** in goals, **T-6th** in assists, and **5th** in points league-wide amongst all U17 WHL players.

LOGAN COUTURE

39
CENTER

SHOOTS: LEFT

HT: 6'1"

WT: 200

BORN: 3/28/89 in Guelph, Ontario



 @logancouture

CAREER HIGHLIGHTS

FIRST

NHL GAME: 10/25/09 at PHI
NHL ASSIST: 11/1/09 at CAR
NHL GOAL: 11/5/09 at DET (Chris Osgood)

MOST
IN A GAME

POINTS **4** 3 Times Last: 10/17/17 vs MTL
GOALS **3** 2 Times Last: 10/21/17 at NYI
ASSISTS **3** 8 Times Last: 1/5/18 at OTT

MOST
CONSECUTIVE GAMES

WITH A POINT **8** 1/21/12 - 2/10/12
WITH A GOAL **4** 12/29/13 - 1/4/14
WITH AN ASSIST **5** 2/17/11 - 2/25/11
PLAYED **110** 3/3/12 - 1/5/14

+5

Best plus/minus
Last: 1/23/17 at COL

FINALIST

Was a Calder Trophy
Finalist in 2011.

**9TH OVERALL
DRAFT PICK**

Selected by San Jose in the 2007 NHL Entry Draft (1st round, 9th overall).

CAREER STATS

REGULAR SEASON								PLAYOFFS				
SEASON	CLUB	LEAGUE	GP	G	A	PTS	PIM	GP	G	A	PTS	PIM
2005-06	Ottawa	OHL	65	25	39	64	52	6	3	4	7	0
	Ontario	U-17	5	5	3	8	2	-	-	-	-	-
2006-07	Ottawa	OHL	54	26	52	78	24	5	1	7	8	4
	Canada	U-18	6	2	2	4	2	-	-	-	-	-
2007-08	Ottawa	OHL	51	21	37	58	37	4	2	1	3	0
2008-09	Worcester	AHL	4	0	0	0	7	12	2	1	3	11
	Ottawa	OHL	62	39	48	87	46	7	3	7	10	6
2009-10	San Jose	NHL	25	5	4	9	6	15	4	0	4	4
	Worcester	AHL	42	20	33	53	12	-	-	-	-	-
2010-11	San Jose	NHL	79	32	24	56	41	18	7	7	14	2
2011-12	San Jose	NHL	80	31	34	65	16	5	1	3	4	0
2012-13	San Jose	NHL	48	21	16	37	4	11	5	6	11	0
	Geneve-Servette	Switz.	22	7	16	23	4	-	-	-	-	-
2013-14	San Jose	NHL	65	23	31	54	20	7	1	2	3	7
2014-15	San Jose	NHL	82	27	40	67	12	-	-	-	-	-
2015-16	San Jose	NHL	52	15	21	36	20	24	10	20	30	8
2016-17	San Jose	NHL	73	25	27	52	12	6	2	1	3	0
	Canada	W. Cup	6	1	3	4	0	-	-	-	-	-
2017-18	San Jose	NHL	78	34	27	61	18	10	4	8	12	4
	NHL/SHARKS TOTALS		582	213	224	437	149	96	34	47	81	25

500TH NHL GAME
3/18/17 vs ANA

400TH NHL POINT
12/9/17 vs OTT

200TH NHL ASSIST
10/23/17 at NYR

200TH NHL GOAL
1/30/18 at PIT

1 OF 15

Is one of just 15 NHL players to have posted seven or more seasons of 20+ goals since 2010-11.



2012
All-Star Team



2016
World Cup with Canada



**2017-18
2011-12**
Brocade "Sharks Player of the Year"

2011
All-Rookie Team

2010-11
Sharks "Rookie of the Year"

2011
NHL SuperSkills Competition

2010
NHL Rookie of the Month
Dec. 2010

2017
NHL Player of the Week
(Oct. '17 - 3rd Star)

2013
NHL Player of the Week
(Apr. '13 - 3rd Star)

2014-15
Three Stars of the Year Award

**2017
2015
2013
2011
2010**
Sharks Player of the Month
Oct. 2017
Feb. 2017
Jan. 2015
Apr. 2013
Dec. 2011
Dec. 2010



LOGAN COUTURE

- 
- 2017-18**
- Led the team in **goals, power-play goals** (10), and **T-1st in shorthanded goals** (2).
 - Ranked **3rd** on the team in points and led all Sharks forwards in **blocked shots** (72).
 - Set a career high in goals and was named the **Sharks Player of the Year**.
- 2016-17**
- Ranked 3rd on San Jose in points and 4th in goals.
- 2015-16**
- Led all NHL skaters with **30 playoff points and 20 assists**, becoming one of just five players to record at least 30 points in a single postseason in the last 20 years (Crosby, Malkin, Briere, Sakic).
 - Set Sharks playoff franchise records for **most points and assists** in a single postseason.
 - Recorded **four, three-point games** in the playoffs, all of which coming with his team facing elimination or with the chance to eliminate an opponent.
 - Scored his **first career hat trick**, a natural hat trick that included the game-winner, on March 29 at Vancouver.
- 2014-15**
- Named the winner of the Sharks **"Three Stars of the Year"** award after ranking 2nd on the team in points and goals.
 - Set career highs in **points** and **assists**.
- 2013-14**
- Ranked **T-7th** amongst all NHL forwards in blocked shots (68).
- 2012-13**
- Led the team and ranked **T-10th** in the NHL in goals.
 - Scored the **game-winning goals** in both Game 3 and Game 4 of the Conference Semifinals vs. Los Angeles.
- 2011-12**
- Voted the **"Sharks Player of the Year"** and named to his first NHL **All-Star Game**.
- 2010-11**
- Finished **second** in voting for the **Calder Trophy** while being named to the NHL All-Rookie Team.
 - Set an NHL record for **most game-winning road goals** by a rookie in a single season (7).
- 2009-10**
- Named to the **AHL All-Rookie Team** as a member of the Worcester Sharks.
- 2008-09**
- Named third **"Best Defensive Forward"** in the OHL Coaches Poll.
- 2007-08**
- In the Eastern Conference OHL Coaches Poll, named in the **top-3** in: **Smartest Player** (2nd), **Best Playmaker** (2nd) and **Best Stick-Handler** (3rd).



AARON **DELL**


30
GOAL
TENDER

CATCHES: LEFT

HT: 6'0"

WT: 205

BORN: 5/4/89 in
Airdrie, Alberta

 @ADell32

CAREER HIGHLIGHTS

FIRST

NHL GAME: 10/18/16 at NYI
NHL WIN: 10/18/16 at NYI
NHL SHUTOUT: 12/30/16 vs PHI

MOST
IN A GAME

SHOTS FACED **46** 2/22/18 at NSH
SAVES **41** 11/11/17 vs. VAN
GOALS ALLOWED **7** 2/22/18 at NSH

MOST
CONSECUTIVE GAMES

WITH A WIN **5** 11/28/17 - 12/21/17
WITHOUT A REGULATION LOSS **14**
11/24/17 - 1/25/18
STARTING **4** 1/20/18 - 1/25/18

106:31

Longest Shutout Streak
12/1/17 at FLA (1st period)
- 12/14/17 at CGY (1st period)

3

Career Shutouts
12/9/17 vs OTT

SIGNED

Signed by San Jose as a free agent on March 4, 2015.

CAREER STATS

REGULAR SEASON										PLAYOFFS						
SEASON	CLUB	LEAGUE	GP	W-L-O	MINS	GA	SO	GAA	SV%	GP	W-L-O	MINS	GA	SO	GAA	SV%
2009-10	N. Dakota	WCHA	5	1-3-1	199	6	1	1.81	.897	-	-	-	-	-	-	-
2010-11	N. Dakota	WCHA	40	30-7-2	2349	70	6	1.79	.924	-	-	-	-	-	-	-
2011-12	N. Dakota	WCHA	33	18-10-2	1800	80	2	2.67	.900	-	-	-	-	-	-	-
2012-13	Allen	CHL	44	22-11-6	2344	90	3	2.30	.915	19	-	-	-	-	2.46	.915
2013-14	Utah	ECHL	29	19-7-3	1734	62	2	2.14	.932	3	1-2	188	6	0	1.92	.932
	Abbotsford	AHL	6	1-2-0	262	8	0	2.29	.922	-	-	-	-	-	-	-
2014-15	Worcester	AHL	26	15-8-2	1544	53	4	2.06	.857	3	0-3	149:09	12	0	4.83	.857
	Allen	ECHL	12	8-1-2	676	32	1	2.84	.902	-	-	-	-	-	-	-
2015-16	San Jose	AHL	40	17-16-6	2281	92	4	2.42	.922	4	1-3	231	10	0	2.59	.932
2016-17	San Jose	NHL	20	11-6-1	1111	37	1	2.00	.931	-	-	-	-	-	-	-
2017-18	San Jose	NHL	29	15-5-4	1522	67	2	2.64	.914	2	0-0	47	2	0	2.57	.929
	NHL/SHARKS TOTALS		49	26-11-5	2633	104	3	2.37	.920	2	0-0	47	2	0	2.57	.929

UND LEADER

- Ranks 3rd all-time in North Dakota school history in goals-against average (2.15) and 4th in save percentage (.912).

- 2017-18** • Set **career highs** in games played, wins and shutouts and recorded his **first career point** (assist) on 1/13/18 vs. ARI.
- 2016-17** • **Led** all NHL goaltenders (min. 10 GP) in **goals-against average, save percentage** (tied), and **even strength save percentage** (.946).
• Was the 2017 Sharks **nominee** for the **Masterton Award**.
- 2015-16** • Ranked **T-8th** in the AHL in goals-against average, **T-4th** in save percentage, **T-6th** in shutouts and **11th** in saves (1,094)
- 2014-15** • Ranked **3rd** in goals-against average, **T-2nd** in save percentage and **T-3rd** in shutouts amongst AHL rookie goaltenders.
- 2013-14** • Named the ECHL's **Goaltender of the Month** for January.
- 2012-13** • Was named the CHL's **Most Outstanding Goaltender** after leading the league in goals-against average (2.30).
• Helped Allen win the **CHL Championship**.
• Was named to the **CHL's All-Rookie Team, All-Star Team and All-CHL Team**.
- 2010-11** • **College Accolades:** Named to the American Hockey Coaches Association (AHCA) All-America West Second Team, Inside College Hockey's Goaltender of the Year and an INCH All-America first-team selection named to the All-College Hockey News First Team, named to All-WCHA First Team, two-time WCHA Defensive Player of the Week, acknowledged as North Dakota's Most Improved Player, won the WCHA goaltending title with a 1.97 goals-against average in 25 league games, led the NCAA in wins (30) and goals-against average and tied for the national lead with six shutouts.
• His **30 wins** set a North Dakota single-season record and his 1.79 goals-against average was **third-lowest** in North Dakota single-season history, while his .924 save percentage ranked 4th.
- 2009-10** • Recorded a **shutout (16 saves) in his first career start** at Alaska Anchorage on Oct. 23 and is one of only two North Dakota goaltenders to record a WCHA road shutout in their first career start.



BRENDEN DILLON

4

DEFENSE

SHOOTS: LEFT

HT: 6'4"

WT: 225

BORN: 11/13/90 in
New Westminster,
British Columbia

 @BDillon04

CAREER HIGHLIGHTS

FIRST

NHL GAME: 4/7/12 vs STL
NHL ASSIST: 2/1/13 vs PHX
NHL GOAL: 2/1/13 vs PHX (Mike Smith)

MOST
IN A GAME

POINTS **2** 7 Times Last: 3/24/18 vs CGY
GOALS **1** 20 Times Last: 3/29/18 at NSH
ASSISTS **2** 3 Times Last: 3/20/18 vs. NJD

MOST
CONSECUTIVE GAMES

WITH A POINT **5** 3/12/18 - 3/20/18
WITH A GOAL **2** 10/20/13 - 10/24/13
WITH AN ASSIST **2** 2 Times, Last: 10/4/17 - 10/7/17
PLAYED **112** 11/22/14 - 2/9/16

+4

Best plus/minus
3/1/18 vs CHI

400TH NHL GAME
12/28/17 vs CGY

2013

World Championship
with Canada

**ACQUIRED
VIA TRADE**

Signed by Dallas as a free agent on March 1, 2011.
Acquired by San Jose in exchange for Jason Demers
and a third round selection (90th overall) in the 2016
NHL Draft, Nov. 21, 2014.

CAREER STATS

REGULAR SEASON								PLAYOFFS				
SEASON	CLUB	LEAGUE	GP	G	A	PTS	PIM	GP	G	A	PTS	PIM
2007-08	Seattle	WHL	71	1	10	11	54	12	0	2	2	21
2008-09	Seattle	WHL	70	0	10	10	68	5	0	1	1	6
2009-10	Seattle	WHL	67	2	12	14	101	-	-	-	-	-
2010-11	Seattle	WHL	72	8	51	59	139	-	-	-	-	-
2011-12	Texas	AHL	10	0	0	0	8	6	0	2	2	7
	Texas	AHL	76	6	23	29	97	-	-	-	-	-
	Dallas	NHL	1	0	0	0	0	-	-	-	-	-
2012-13	Texas	AHL	37	3	11	14	45	-	-	-	-	-
2013-14	Dallas	NHL	48	3	5	8	65	-	-	-	-	-
	Canada	WC	8	1	0	1	0	-	-	-	-	-
	Dallas	NHL	80	6	11	17	86	2	0	0	0	2
2014-15	Dallas	NHL	20	0	1	1	23	-	-	-	-	-
2015-16	San Jose	NHL	60	2	7	9	54	-	-	-	-	-
	San Jose	NHL	76	2	9	11	61	24	0	2	2	11
	San Jose	NHL	81	2	8	10	60	6	0	1	1	4
2017-18	San Jose	NHL	81	5	17	22	60	10	0	4	4	32
SHARKS TOTALS			298	11	41	52	235	40	0	7	7	47
NHL TOTALS			447	20	58	78	409	42	0	7	7	49

ROLE MODEL

Is the Sharks spokesman for the Stick to Fitness powered by Kaiser Permanente street hockey program, that teaches local schools about the importance of healthy living, while encouraging them to be active during physical education classes and at home.

GROWTH SPURT

Was 5-foot-2 when he was age 15 and has grown 1-foot, 1-inches since.

2 OF A KIND

One of only two NHL players all-time with Brenden (e at the end) as their first name - the other is Brenden Morrow.

- 2017-18**
 - Set **career highs** in assists, points and games played (tied).
 - Led San Jose and ranked **11th** among NHL defensemen in hits (197).
 - Ranked **T-3rd** among Sharks blueliners in goals.
- 2016-17**
 - Led the Sharks in **hits** (174).
- 2015-16**
 - Ranked **3rd** on the Sharks in **hits** (154).
- 2014-15**
 - Scored his **first goal** as a member of the Sharks, the game-winning goal, on Jan. 13 at Arizona - the team's annual Father's Trip.
- 2013-14**
 - Led Dallas with **168 hits**, ranked **2nd** with **149 blocked shots**.
 - Earned **career highs** in goals (6), assists (11) and points (17).
 - One of just two NHL blueliners to score **more than one shorthanded goal** (McDonagh, NYR).
- 2012-13**
 - Led all NHL rookie defensemen and ranked 5th amongst all blueliners in **hits** (133).
 - Became the **first Dallas defenseman** in history to record a **Gordie Howe Hat Trick** on Feb. 1, 2013 vs. Phoenix.
 - Represented **Team Canada** at the World Championships.
- 2011-12**
 - Ranked **2nd** amongst all Texas Stars defensemen with 29 points and **T-2nd** in goals. **T-1st** amongst Texas blueliners in assists.
- 2010-11**
 - Was Seattle's **captain** in his final year of Jr. Hockey.



JOONAS DONSKOI

27

RIGHT WING

SHOOTS: RIGHT

HT: 6'0"

WT: 190

BORN: 4/13/92 in Raahе, Finland



CAREER HIGHLIGHTS

FIRST

NHL GAME: 10/7/15 at LAK

NHL ASSIST: 11/3/15 vs CBJ

NHL GOAL: 10/7/15 at LAK

(Jonathan Quick)

MOST
IN A GAME

POINTS **3** 1 Time 1/13/18 vs ARI

GOALS **2** 3 Times 1/13/18 vs. ARI

ASSISTS **2** 6 Times 3/1/18 vs CHI

MOST
CONSECUTIVE GAMES

WITH A POINT **5** 1/16/16 - 1/24/16

WITH A GOAL **2** 4 Times, Last: 1/5/17 - 1/7/17

WITH AN ASSIST **5** 1/16/16 - 1/24/16

PLAYED **66** 10/28/15 - 3/24/16

+3

Best plus/minus, 4 times

Last: 3/1/18 vs CHI

200TH
NHL GAME

3/31/18 vs VGK

99TH OVERALL DRAFT PICK

Selected by Florida in the 2010 NHL Draft (4th round, 99th overall). Signed by San Jose as a free agent on May 20, 2015.

CAREER STATS

SEASON	CLUB	REGULAR SEASON							PLAYOFFS				
		LEAGUE	GP	G	A	PTS	PIM		GP	G	A	PTS	PIM
2009-10	Karpat U20	Jr. A SM	18	14	15	29	2		12	5	10	15	4
	Karpat	Finland	18	2	2	4	4		-	-	-	-	-
	Suomi U20	Mestis	4	1	0	1	0		-	-	-	-	-
2010-11	Finland	U-18	6	1	7	8	0		-	-	-	-	-
	Karpat	Finland	52	16	11	27	19		3	1	0	1	0
	Suomi U20	Mestis	2	1	0	1	0		-	-	-	-	-
2011-12	Finland	U-20	6	3	3	6	2		-	-	-	-	-
	Karpat	Finland	52	8	17	25	12		6	3	3	6	0
	Finland	U-20	7	2	3	5	0		-	-	-	-	-
2012-13	Karpat	Finland	31	4	10	14	8		3	0	1	1	2
2013-14	Karpat	Finland	60	11	26	37	10		16	4	2	6	4
2014-15	Karpat	Finland	58	19	30	49	10		19	6	16	22	6
	Finland	WC	8	5	3	8	0		-	-	-	-	-
2015-16	San Jose	NHL	76	11	25	36	20		24	6	6	12	4
2016-17	San Jose	NHL	61	6	11	17	10		5	0	2	2	0
	Finland	W. Cup	3	0	0	0	0		-	-	-	-	-
2017-18	San Jose	NHL	66	14	18	32	26		9	2	2	4	0
	NHL/Sharks Totals		203	31	54	85	56		38	8	10	18	4

3RD

His five shootout goals since entering the League in 2015-16 rank 3rd amongst Sharks shooters.



2015
World Championships
with Finland



2015-16
Sharks "Rookie
of the Year"

**2012
2011**
World Jr.
Championship with
Finland

2016
World Cup
with Finland



JOONAS DONSKOI

2017-18

- Ranked **2nd** on the team and **1st** among forwards in **plus/minus (+10)**.
- Set a **career high** in goals and shots on goal (129).

2015-16

- Was named the Sharks **Rookie of the Year**, finishing 5th in assists amongst all NHL rookies.
- **Led** all NHL rookie skaters in **goals** (tied) and **2nd in points** during the playoffs, setting Sharks rookie franchise records in both.
- Was named to Finland's **World Cup** roster for the 2016 World Cup of Hockey.
- Became just the **sixth rookie in NHL history** to score an overtime, game-winning goal in the Stanley Cup Final.
- Scored the first **game-winning goal** in Sharks franchise history in the 2016 Stanley Cup Final.

2014-15

- Helped his team win the **Liiga Championship**, collecting the Jari Kurri Award as the league's **playoff MVP**, and was named to Liiga's **All-Star Team**.
- **Led Finland** in goals (5) and game-winning goals (3) at the IIHF World Championships.

2013-14

- Helped Karpat win the **Liiga Championship** and ranked **T-2nd** on his team in assists (26) and **3rd** in points (37) during the regular season.

2011-12

- Named an **alternate captain** for Finland during the World Jr. Championships.

2010-11

- **Youngest player** to appear in **52 games** during his first full season with Karpat

2009-10

- Helped his team win the **Jr. A SM-liiga Championship**, ranking **2nd** on his team in playoff points.
- Ranked **3rd** on the team in points (8) as Finland won the **U-18 bronze medal** at the World Jr. Championships.





DYLAN GAMBRELL

14
CENTER

SHOOTS: RIGHT

HT: 6'0"

WT: 185

BORN: 8/26/96 in
Bonney Lake, Washington

 @D_Gambrell7

CAREER HIGHLIGHTS

FIRST

NHL GAME: 4/3/18 vs DAL

MOST

CONSECUTIVE GAMES

PLAYED **3** 4/3/18 - 4/7/18
(*Still intact)



Best plus/minus, 2 times
4/7/18 vs. MIN

**60TH OVERALL
DRAFT PICK**

Selected by San Jose in the
2016 NHL Draft (2nd round,
60th overall).

CAREER STATS

REGULAR SEASON								PLAYOFFS				
SEASON	CLUB	LEAGUE	GP	G	A	PTS	PIM	GP	G	A	PTS	PIM
2012-13	Colorado U16	TIEHL U16	4	4	8	12	0	-	-	-	-	-
	Dubuque	USHL	58	9	18	27	14	9	0	2	2	0
2013-14	Dubuque	USHL	60	14	29	43	29	7	0	0	0	0
2014-15	Dubuque	USHL	54	16	22	38	74	8	3	4	7	2
2015-16	Univ. of Denver	NCHC	41	17	30	47	19	-	-	-	-	-
2016-17	Univ. of Denver	NCHC	38	13	29	42	21	-	-	-	-	-
2017-18	Univ. of Denver	NCHC	41	13	30	43	15	-	-	-	-	-
	San Jose	NHL	3	0	0	0	0	0	0	0	0	0
	NHL/Sharks Totals		3	0	0	0	0	0	0	0	0	0

2017-18

- Named a **Hobey Baker Award nominee** (top collegiate player in the NCAA).
- Was named to the NCHC **Second All-Star Team** for the second season in a row.
- Helped Denver win the NCHC and ranked **2nd in assists** and **T-4th** in points among all conference players.

2016-17

- Helped lead Denver to a NCAA National Championship and finished **3rd** on the team in points.
- Was named a finalist for the **NCHC Forward of the Year** and earned **Second Team All-NCHC Honors**.

2015-16

- Received the **Barry Sharp Award** as Denver's top rookie and recorded the **12th-best** scoring total by a freshman in Denver history.
- Finished **2nd** on the Pioneers in points, assists and goals and finished **4th** in plus/minus (+14); Ranked **T-8th** in the NCAA in assists and **T-14th** in points.
- Earned All-Tournament Honors at the NCAA West Regional with **five points** (two goals, three assists) in two games.
- Named to the **NCHC All-Rookie Team** and was named a finalist for the **NCHC Rookie of the Year Award**.

2014-15

- Ranked **2nd** on Dubuque in assists, **3rd** in points, **T-3rd** in goals and **7th** in penalty minutes while serving as the Fighting Saints alternate captain.



BARCLAY GOODROW

23
CENTER

SHOOTS: LEFT

HT: 6'2"

WT: 215

BORN: 2/26/93 in
Toronto, Ontario



@bgoodrow23

CAREER HIGHLIGHTS

FIRST

NHL GAME: 10/30/14 at MIN
NHL ASSIST: 11/16/14 at CAR
NHL GOAL: 12/9/14 vs EDM (Ben Scrivens)

MOST
IN A GAME

POINTS **2** 4 Times Last: 3/20/18 vs NJD
GOALS **1** 11 Times Last: 3/20/18 vs NJD
ASSISTS **2** 1 Time Last: 10/13/15 at WSH

MOST
CONSECUTIVE GAMES

WITH A POINT **2** 3/24/18 - 3/26/18
WITH AN ASSIST **2** 3/24/18 - 3/26/18
PLAYED **31** 1/5/18 - 3/12/18



Best plus/minus
3/20/18 vs NJD

100TH NHL GAME
2/4/18 vs CAR

CAREER STATS

SEASON	CLUB	REGULAR SEASON						PLAYOFFS				
		LEAGUE	GP	G	A	PTS	PIM	GP	G	A	PTS	PIM
2008-09	Villanova	OJHL	2	2	1	3	2	-	-	-	-	-
2009-10	Brampton	OHL	63	6	13	19	34	11	1	3	4	2
2010-11	Brampton	OHL	65	24	15	39	36	4	0	0	0	2
2011-12	Brampton	OHL	60	26	26	52	58	8	1	1	2	6
2012-13	Brampton	OHL	62	38	14	52	59	5	2	3	5	6
2013-14	North Bay	OHL	63	33	34	67	64	22	14	10	24	23
2014-15	San Jose	NHL	60	4	8	12	35	-	-	-	-	-
	Worcester	AHL	7	2	4	6	11	4	0	1	1	4
2015-16	San Jose	AHL	57	20	19	39	43	4	0	1	1	0
	San Jose	NHL	14	0	3	3	16	-	-	-	-	-
2016-17	San Jose	AHL	61	25	20	45	55	15	5	5	10	10
	San Jose	NHL	3	0	1	1	0	-	-	-	-	-
2017-18	San Jose	NHL	47	7	7	14	28	2	0	0	0	0
	NHL/Sharks Totals		124	11	19	30	79	2	0	0	0	0

SIGNED

Signed by San Jose as a free agent on March 6, 2014.



SAN JOSE SHARKS | 2018-19 MEDIA GUIDE

- 2017-18**
 - Switched to center and **won 58.8% of his draws**, which led San Jose and ranked **3rd** in the NHL (min. 100 faceoffs).
 - Set **career highs** in goals and points and finished **3rd** among Sharks forwards in hits per game (1.4).
- 2016-17**
 - Led** the Barracuda in **goals** (25) and set AHL **career highs** in games played (61), goals, assists (20) and points (45).
- 2015-16**
 - Represented the San Jose Barracuda at the **AHL All-Star Game**.
 - Ranked **3rd** amongst Barracuda skaters in **goals** despite playing only 57 games.
- 2014-15**
 - Led all Sharks rookies** in games played, PIM and T-1st in game-winning goals (2).
- 2013-14**
 - Finished the season as North Bay's **leader in goals** (33), **assists** (34, tied) and **points** (67) as the team's captain.
 - Finished his OHL career as the North Bay/Brampton **franchise leader in games played** (313) and second in goals (127).
 - Led the league in **playoff goals** (14), **game-winning goals** (4) and ranked **T-5th in points** (24) in 22 playoff games.
- 2012-13**
 - Led** Brampton in **goals** (38) and **points** (52) as the team's captain.
- 2011-12**
 - Ranked **2nd** on the team in **points** (52), **goals** (26) and **T-3rd assists** (26) as an alternate captain.
- 2010-11**
 - Led** Brampton in **goals** (24).
- 2009-10**
 - Represented Ontario at the **U-17 World Hockey Challenge**.

TIM HEED

72
DEFENSE

SHOOTS: RIGHT
HT: 5'11"
WT: 180
BORN: 1/27/91 in
Goteborg, Sweden



CAREER HIGHLIGHTS

FIRST

NHL GAME: 1/11/17 at CGY
NHL ASSIST: 10/17/17 vs MTL
NHL GOAL: 10/23/17 at NYR (Lundqvist)

MOST IN A GAME

POINTS **2** 1 Time 10/30/17 vs. TOR
GOALS **1** 3 Times Last: 11/25/17 vs. WPG
ASSISTS **1** 8 Times Last: 1/5/18 at OTT

MOST CONSECUTIVE GAMES

WITH A POINT **3** 11/25/17 - 12/10/17
WITH AN ASSIST **2** 3 Times, Last: 12/9/17 - 12/10/17
PLAYED **17** 10/12/17 - 11/20/17

SIGNED

Selected by Anaheim in the fifth round (132nd overall) of the 2010 NHL Draft. Signed by San Jose as a free agent on May 24, 2016.

CAREER STATS

SEASON	CLUB	REGULAR SEASON						PLAYOFFS				
		LEAGUE	GP	G	A	PTS	PIM	GP	G	A	PTS	PIM
2007-08	Sodertalje Elit	Sweden Jr.	22	4	15	19	22	-	-	-	-	-
	Sodertalje Allsvenskan	Sweden Jr.	14	0	9	9	12	2	0	0	0	4
2008-09	Sodertalje Elit	Sweden Jr.	11	6	8	14	6	-	-	-	-	-
	Sodertalje J-20	Sweden Jr.	32	1	7	8	10	2	0	1	1	0
2009-10	Sodertalje J-20	Sweden	27	1	9	10	2	10	0	4	4	0
2010-11	Sodertalje	Sweden	12	1	0	1	0	10	0	4	4	4
	Vaxjo	Sweden Jr.	29	3	20	23	8	-	-	-	-	-
2011-12	Malmö	Sweden Jr.	47	4	26	30	10	6	1	2	3	0
2012-13	Vaxjo	Sweden	10	0	0	0	2	-	-	-	-	-
	VIK HK	Sweden Jr.	33	5	8	13	12	8	0	2	2	0
2013-14	Skelleftea	Sweden	40	1	4	5	2	2	0	0	0	0
2014-15	Skelleftea	Sweden	50	10	27	37	10	15	2	9	11	0
2015-16	Skelleftea	Sweden	52	8	15	23	2	16	3	6	9	4
2016-17	San Jose	AHL	55	14	42	56	12	15	3	7	10	6
	San Jose	NHL	1	0	0	0	0	-	-	-	-	-
2017-18	San Jose	NHL	29	3	8	11	8	0	0	0	0	0
	NHL/SHARKS TOTALS		30	3	8	11	8	0	0	0	0	0

- 2017-18**
- Scored his **first career NHL goal** against fellow Swedish countryman Henrik Lundqvist on 10/23, marking the first time a Swedish player has scored their first career NHL goal against Lundqvist.
 - Finished **4th** among Sharks blueliners in points per game (0.38).
- 2016-17**
- Was named to the **AHL's Second All-Star Team** after ranking 4th amongst all AHL blueliners in points, despite playing in only 55 AHL contests.
 - Ranked **3rd** amongst all AHL defensemen in **assists** and **2nd in points per game** (1.02, min. 20 GP).
- 2015-16**
- Ranked **11th** in **scoring** amongst league defensemen, **T-4th in goals**, and **T-12th in assists** amongst blueliners in the SHL, while his three playoff goals led all SHL blueliners.
- 2014-15**
- Named **SHL Defenseman of the Year** after leading all SHL defensemen in goals (10) and helping lead Skelleftea to a silver medal finish.
- 2013-14**
- Won the SHL championship** with Skelleftea and was teammates with fellow Shark Melker Karlsson.
- 2011-12**
- Posted the **most assists** by any league defenseman
- 2010-11**
- Posted the **most assists** by a junior player in the league
- 2009-10**
- Recorded the most helpers of any defenseman in the league.



TOMAS **HERTL** (TOE-mahsh)

48
CENTER

SHOOTS: LEFT

HT: 6'2"

WT: 215

BORN: 11/12/93 in
Prague, Czech Republic



@TomasHertl48

CAREER HIGHLIGHTS

FIRST

NHL GAME: 10/3/13 vs VAN
NHL ASSIST: 10/3/13 vs VAN
NHL GOAL: 10/5/13 vs PHX (Mike Smith)

MOST
IN A GAME

POINTS **4** 1 Time Last: 10/8/13 vs NYR
GOALS **4** 1 Time Last: 10/8/13 vs NYR
ASSISTS **3** 1 Time Last: 3/19/16 vs NYR

MOST
CONSECUTIVE GAMES

WITH A POINT **5** 3/12/16 - 3/20/16
WITH A GOAL **3** 2 Times, Last: 3/14/18 - 3/17/18
WITH AN ASSIST **3** 2 Times, Last: 3/14/18 - 3/17/18
PLAYED **113** 4/11/14 - 12/12/15

+4

Best plus/minus
1/9/16 vs TOR

**17TH OVERALL
DRAFT PICK**

Selected by San Jose in the 2012 NHL Draft (1st round, 17th overall).

CAREER STATS

REGULAR SEASON								PLAYOFFS					
SEASON	CLUB	LEAGUE	GP	G	A	PTS	PIM	GP	G	A	PTS	PIM	
2010-11	Slavia Praha	Czech	1	0	0	0	0	-	-	-	-	-	
	Slavia Praha	Czech U-20	33	14	27	41	49	4	4	2	6	0	
	Czech Republic	U-18	6	1	0	1	12	-	-	-	-	-	
2011-12	Slavia Praha	Czech	38	12	13	25	22	12	3	0	3	6	
	Slavia Praha	Czech U-20	-	-	-	-	-	3	2	0	2	2	
	Czech Republic	U-20	6	3	2	5	0	-	-	-	-	-	
2012-13	Slavia Praha	Czech	43	18	12	30	16	11	3	5	8	0	
	Czech Republic	U-20	6	2	3	5	10	-	-	-	-	-	
	Czech Republic	WC	8	0	0	0	0	-	-	-	-	-	
2013-14	San Jose	NHL	37	15	10	25	4	7	2	3	5	2	
	Czech Republic	WC	9	3	3	6	4	-	-	-	-	-	
2014-15	San Jose	NHL	82	13	18	31	16	-	-	-	-	-	
	Worcester	AHL	2	0	2	2	0	-	-	-	-	-	
	Czech Republic	WC	8	1	2	3	2	-	-	-	-	-	
2015-16	San Jose	NHL	81	21	25	46	26	20	6	5	11	4	
2016-17	San Jose	NHL	49	10	12	22	14	6	0	2	2	2	
2017-18	San Jose	NHL	79	22	24	46	41	10	6	3	9	8	
	NHL/SHARKS TOTALS		328	81	89	170	101	43	14	13	27	16	



300TH NHL GAME
2/2/18 at CBJ

100TH NHL POINT
4/2/16 at NSH

TEENAGE MUTANT NINJA HERTL

At 19 years, 330 days old, Hertl became the fourth-youngest player in NHL history to score four times in a game, and the youngest since Jimmy Carson, at age 19 years, 254 days, did it for the Los Angeles Kings against the Calgary Flames on March 30, 1988.



2016
World Cup
with Czech Republic
(DNP)



2013-14
Sharks "Rookie
of the Year"

**2015
2014
2013**
World Championships
with Czech Republic

2013
NHL Player of
the Week
(Oct. '13 - 1st Star)

**2013
2012**
World Jr. Championships
with Czech Republic

2013
NHL Rookie
of the Month
Oct. 2013

TOMAS HERTL

- 2017-18**
 - Led the Sharks in playoff goals and led all NHL skaters in penalties drawn through the first two rounds (11).
 - Set career highs in goals, assists, points and **plus/minus (+16)**.
 - Led the team in **game-winning goals** (5) and finished **T-2nd** on San Jose in goals.
- 2016-17**
 - Ranked **3rd** on the Sharks in **faceoff percentage** (51.7%).
- 2015-16**
 - Led the team in **faceoff percentage** (56.0%).
 - **Set career highs** in goals, assists, points (since tied) and plus/minus (+16).
 - Named to the Czech Republic's **2016 World Cup** of Hockey Team.
- 2014-15**
 - Ranked **2nd in the NHL** in plus/minus (+22) from Jan. 9 thru the remainder of the season, trailing only Sidney Crosby (+23).
 - **Played all 82 games** and ranked **T-2nd** on the team in game-winning goals (4).
- 2013-14**
 - Represented the Czech Republic at the **World Championships**.
 - Finished **8th amongst NHL rookies** in goals despite missing 45 games due to injury.
 - Named NHL **Rookie of the Month for October**.
 - Became the first NHL player to score **seven goals in his first five games** since Edmonton Oilers' Blair McDonald (1979-80), and the only Sharks player to score six goals in his first three games.
- 2012-13**
 - Represented the Czech Republic at the **World Championships, Karjala Cup and World Jr. Championships**.
- 2011-12**
 - Was named the Czech league's **Rookie of the Year** after posting 25 points in 38 games, the highest point total for a junior player since Jiri Hudler nine seasons prior.





MARTIN JONES

31
GOAL
TENDER

CATCHES: LEFT
HT: 6'4"
WT: 190
BORN: 1/10/90 in
North Vancouver,
British Columbia



CAREER HIGHLIGHTS

FIRST

NHL GAME: 12/3/13 at ANA
NHL WIN: 12/3/13 at ANA
NHL SHUTOUT: 12/7/13 vs NYI

MOST
IN A GAME

SHOTS FACED **48** 3/7/16 at CGY
SAVES **47** 3/7/16 at CGY
GOALS ALLOWED **7** 3/25/17 at NSH

MOST
CONSECUTIVE GAMES

WITH A WIN **8** 12/3/13 - 12/21/13
WITHOUT A REGULATION LOSS **8**
2 Times, Last: 1/9/16 - 1/26/16
AS A STARTER **11** 10/20/16 - 11/12/16

19

Career Shutouts
Last: 3/8/18 vs STL

234:33

LONGEST
SHUTOUT STREAK

10/7/15 - 10/16/15

200TH NHL GAME
2/8/18 vs VGG

100TH NHL WIN
12/23/17 vs LAK

CAREER STATS

REGULAR SEASON										PLAYOFFS						
SEASON	CLUB	LEAGUE	GP	W-L-O	MINS	GA	SO	GAA	SV%	GP	W-L-O	MINS	GA	SO	GAA	SV%
2006-07	Calgary	WHL	18	9-4-3	1029	52	0	3.03	.884	-	-	-	-	-	-	-
2007-08	Calgary	WHL	27	18-8-1	1529	54	1	2.12	.911	5	2-1	250	12	-	2.88	.879
2008-09	Calgary	WHL	55	45-5-4	3295	114	7	2.08	.915	18	14-4	1095	34	2	1.86	.921
2009-10	Calgary	WHL	48	36-11-1	2851	105	8	2.21	.919	23	16-7	1401	55	2	2.36	.915
	Canada	U-20	2	1-1-0	78	3	0	2.30	.917	-	-	-	-	-	-	-
2010-11	Ontario	ECHL	1	1-0-0	64	4	0	3.76	.867	-	-	-	-	-	-	-
2010-11	Manchester	AHL	39	23-12-1	2187	82	4	2.25	.924	4	-	-	-	-	-	-
2011-12	Manchester	AHL	41	18-17-2	2166	94	1	2.60	.919	3	-	-	-	-	-	-
2012-13	Manchester	AHL	56	27-25-4	3347	141	5	2.53	.919	4	-	-	-	-	-	-
2013-14	Los Angeles	NHL	19	12-6-0	1095	33	4	1.81	.934	2	0-0	56	0	0	0.00	1.000
2013-14	Manchester	AHL	22	16-3-3	1351	48	2	2.13	.928	-	-	-	-	-	-	-
2014-15	Los Angeles	NHL	15	4-5-2	775	29	3	2.25	.906	-	-	-	-	-	-	-
	Canada	WC	2	2-0-0	120	3	1	1.50	.921	-	-	-	-	-	-	-
2015-16	San Jose	NHL	65	37-23-4	3786	143	6	2.27	.918	24	14-10	1473	53	3	2.16	.923
2016-17	San Jose	NHL	65	35-23-6	3801	152	2	2.40	.912	6	2-4	378	11	1	1.75	.935
2017-18	San Jose	NHL	69	30-22-6	3416	145	4	2.55	.915	10	6-4	585	22	2	2.26	.928
SHARKS TOTALS			190	102-68-16	11002	440	12	2.40	.915	40	22-18	2435	86	6	2.12	.926
NHL TOTALS			224	118-79-18	12872	502	19	2.34	.916	42	22-18	2491	86	6	2.07	.926

SIGNED

Signed by Los Angeles as a free agent on Oct. 2, 2008. Acquired by Boston along with Colin Miller and a first round selection (13th overall) in the 2015 NHL Draft in exchange for Milan Lucic. Acquired by San Jose from Boston in exchange for a first round selection (29th overall) in the 2016 NHL Draft and Sean Kuraly.



2017
All-Star Team



2015
World Championships
with Canada
(Gold Medal)



2017-18
2016-17
Sharks Three Stars
of the Year Award

2013-14
Stanley Cup Champion

2017
2016
Sharks Player
of the Month
Nov. 2017
Nov. 2016
Feb. 2016

3RD

Has played in the third-most games (190) and has recorded the fourth-most wins (102, tied) in the NHL since joining the Sharks in 2015.

1 OF 5

One of just five goaltenders to have recorded three, 30-win seasons since 2015-16.

2017
2016
2013
NHL Player
of the Week
(Nov. 2017 - 3rd Star)
(Dec. 2016 - 3rd Star)
(Nov. 2013 - 1st Star)
(Dec. 2013 - 2nd Star)

2013
NHL Rookie
of the Month
Dec. 2013



MARTIN JONES

- 2017-18**
- Finished **12th** in the NHL in wins.
 - Ranks **3rd** in Sharks franchise history in games played, wins and shutouts.
- 2016-17**
- Ranked **7th** in the NHL in wins (35).
 - Finished **6th** in Vezina Trophy voting as the League's best goaltender.
- 2015-16**
- Became the first Sharks goaltender to post **back-to-back shutouts** in the playoffs (Game 3 and 4 of the Western Conference Final).
 - T-7th** in the NHL in Vezina Trophy voting and **9th in voting** for the NHL **Postseason All-Star Team**.
 - Finished the regular season ranked **3rd in the NHL in wins** and **T-2nd** in shutouts, the fourth-highest win total in Sharks history (tied).
 - Set a Sharks **franchise record for saves in a regulation playoff game**, stopping 44 in Game 6 of the Stanley Cup Final. His 44 saves are the most in NHL history in a regulation win when facing elimination in the Stanley Cup Final since expansion in 1968.
 - Set a Sharks **franchise record for longest shutout streak**, going 234:33 without allowing a goal from Oct. 7, 2015 vs. Los Angeles (1st period) thru Oct. 16, 2015 at New Jersey (3rd period).
 - Became the first goaltender in the NHL's expansion era (since 1967-68) to register **multiple 40-plus save victories within one Stanley Cup Final**.
- 2014-15**
- Four of his five** regulation **losses** came when Los Angeles was playing the second half of back-to-backs.
 - With his shutout on Jan. 12 vs. Toronto, became the **fastest** goaltender (29 games) in modern day NHL history (1967-68) to record **seven shutouts** (previously Steve Mason, 32 games) and the fastest since Frank Brimsek earned his seventh in his 22nd game with the Bruins in January 1939.
- 2013-14**
- Selected as the **Kings Best Newcomer** (Mark Bavis Memorial Award).
 - Selected as NHL **Co-Rookie of the Month** for December.
 - Went **8-0-0 with a 0.98 GAA, .966 SV%** and three shutouts in his first eight NHL games (tied NHL record for consecutive winning games to start a career).
 - First goaltender in NHL history to allow an average of **less than one goal per game** in his first eight games of his career.
 - First goaltender to allow **two or fewer goals** in each of his first eight games since Frank Brimsek in 1938-39.
 - Became the third goaltender in NHL history to record **three shutouts** in his first six starts.
 - Became the second Kings rookie goaltender to record **back-to-back shutouts**.
 - His **nine shootout stops** most by a goaltender making his NHL debut, while his nine shootout stops without allowing a goal set a Kings record.
 - Named **2014 AHL All-Star**.
- 2012-13**
- AHL rankings** were the following: 4th in wins, T-6th in shutouts, 2nd in minutes and 2nd in saves.
- 2011-12**
- Played in **four straight overtime/shootout games** Nov. 27-Dec. 11, 2011 (won three of the four).



2010-11

- **AHL rankings** among rookies were the following: 2nd in GAA, T-3rd in SV%, T-4th in wins and T-4th in shutouts.
- Named to 2011 **AHL All-Star Team**, and named AHL Rookie of the Month in December.

2009-10

- **Led the WHL** in goal-against average, T-4th in save percentage, 2nd in wins and 1st in shutouts.
- Helped Calgary win the **WHL Championship**, winning the league's **Del Wilson Trophy** as top goaltender, and was named the WHL **Playoff MVP**.
- Was named the winner of the **Hap Emms Memorial Trophy** as the Memorial Cup's best goaltender, and was named to the tournament's **All-Star Team**.
- Named to the WHL (East) **All-Star Team**, as well as to the CHL **Second All-Star Team**.

2008-09

- **Led the league in wins** and ranked 3rd in the WHL in GAA, T-3rd in SV%, T-1st in shutouts.
- A three-time CHL **Goaltender of the Week**, he was also named to the WHL (East) **Second All-Star Team**.



SAN JOSE SHARKS | 2018-19 MEDIA GUIDE



EVANDER KANE

9

LEFT WING

SHOOTS: LEFT

HT: 6'2"

WT: 210

BORN: 8/2/91 in Vancouver, British Columbia

 @evanderkane_9

CAREER HIGHLIGHTS

FIRST

NHL GAME: 10/3/09 vs TBL (with ATL)
NHL ASSIST: 10/3/09 vs TBL (with ATL)
NHL GOAL: 10/8/09 at STL (Mason)

MOST
IN A GAME

POINTS **4** 3 Times Last: 3/26/18 at CAR (with WPG)
GOALS **4** 1 Time 3/16/18 at CGY
ASSISTS **3** 3 Times Last: 2/15/17 vs. CAR (with BUF)

MOST
CONSECUTIVE GAMES

WITH A POINT **8** 2 Times, 2/12/13 - 2/26/13
WITH A GOAL **4** 2/21/13 - 2/26/13
WITH AN ASSIST **5** 1/22/13 - 1/31/13
PLAYED **91** 2/7/12 - 11/2/13

+4

Best plus/minus
3/1/12 vs FLA (with WPG)

500TH NHL GAME
10/12/17 at SJS

100TH NHL ASSIST
3/31/14 at ANA

300TH NHL POINT
4/9/17 at TBL

100TH NHL GOAL
11/6/14 vs PIT

CAREER STATS

REGULAR SEASON								PLAYOFFS				
SEASON	CLUB	LEAGUE	GP	G	A	PTS	PIM	GP	G	A	PTS	PIM
2007-08	Vancouver	WHL	65	24	17	41	66	10	1	2	3	8
	Canada Pacific	WHC U-17	6	4	3	7	10	-	-	-	-	-
2008-09	Vancouver	WHL	61	48	48	96	89	17	7	8	15	45
	Canada	U-20	6	2	4	6	2	-	-	-	-	-
2009-10	Atlanta	NHL	66	14	12	26	62	-	-	-	-	-
	Canada	WC	7	2	2	4	6	-	-	-	-	-
2010-11	Atlanta	NHL	73	19	24	43	68	-	-	-	-	-
	Canada	WC	7	0	2	2	4	-	-	-	-	-
2011-12	Winnipeg	NHL	74	30	27	57	53	-	-	-	-	-
	Canada	WC	8	4	3	7	2	-	-	-	-	-
2012-13	Dynamo Minsk	KHL	12	1	1	2	47	-	-	-	-	-
	Winnipeg	NHL	48	17	16	33	80	-	-	-	-	-
2013-14	Winnipeg	NHL	63	19	22	41	66	-	-	-	-	-
2014-15	Winnipeg	NHL	37	10	12	22	56	-	-	-	-	-
	Buffalo	NHL	0	0	0	0	0	-	-	-	-	-
2015-16	Buffalo	NHL	65	20	15	35	91	-	-	-	-	-
2016-17	Buffalo	NHL	70	28	15	43	113	-	-	-	-	-
2017-18	Buffalo	NHL	61	20	20	40	57	-	-	-	-	-
	San Jose	NHL	17	9	5	14	25	9	4	1	5	23
	Sharks Totals		17	9	5	14	25	9	4	1	5	23
	NHL Totals		574	186	168	354	671	9	4	1	5	23

4TH OVERALL DRAFT PICK

Selected in the first round (4th overall) by Atlanta in the 2009 NHL Draft. Acquired by Buffalo from Winnipeg with Zach Bogosian and Jason Kasdorf in exchange for Tyler Myers, Drew Stafford, Joel Armia, the rights to Brendan Lemieux and a first-round selection (25th overall) in the 2015 NHL Draft on Feb. 11, 2015. Acquired by San Jose from Buffalo in exchange for a conditional first round selection in the 2019 NHL Draft, a conditional fourth round selection in the 2019 NHL Draft and Danny O'Regan on Feb. 26, 2018.

SPECIAL NAME

Kane's father, Perry, was an amateur boxer, so he named his son after former heavyweight boxing champion Evander Holyfield.

YOUTH

Played youth hockey in Vancouver with fellow Shark Martin Jones.



2018

Sharks Player
of the Month
Mar. 2018



2009


World Jr.
Championships
with Canada
(Gold Medal)

2012
2011
2010

World
Championships
with Canada



EVANDER KANE

- 
- 2017-18**
- Became the fourth player in the last 20 years to score multiple goals in his Stanley Cup Playoffs debut, scoring twice in Game 1 vs. ANA.
 - Recorded his first career **hat trick** and became just the fourth Sharks player to score four goals in a single game on 3/16 at CGY.
 - Ranked **4th** in the NHL in shots on goal (307).
- 2016-17**
- Ranked **9th** in the League with .36 even-strength goals per game, the **best rate** by a Sabre since Jason Pominville (.37) in 2006-07.
 - Became the **first player** to lead the Sabres in both goals and penalty minutes since 1985-86 (Mike Foligno).
 - Ranked **5th** in the League in shots per game (3.7).
- 2015-16**
- Ranked **2nd** among all NHL forwards in average ice time per game (21:02).
 - Led all Sabres in **shots (271)**, **penalty minutes (91)** and even-strength **goals (17)** despite missing 16 games due to injury.
 - Ranked **3rd** in NHL with 4.2 shots per game, ranking **4th** in franchise history.
 - Logged three fighting majors against Alex Petrovic vs. FLA (2/9); the pair became the **first players to square off** with one another three times in a game since 1/10/02 (Jody Shelley and Bob Probert).
- 2014-15**
- Did not play for the Sabres after being acquired on 2/11 due to a shoulder injury that sidelined him for the last 27 games of the season.
 - Scored his **100th career NHL goal**, adding an assist and a fight, vs. PIT on 11/6.
- 2013-14**
- Tied for the **team lead** with two shorthanded goals.
- 2012-13**
- Ranked **2nd** in the NHL in shots on goal (190).
 - Played with fellow Sharks Forward Joe Pavelski at Dynamo Minsk in the KHL during the stoppage.
- 2011-12**
- Set career highs in goals, assists and points.
- 2010-11**
- Ranked **3rd** on the team with 19 goals, **2nd** on the team with 228 shots on goal and led the team with 153 hits.
- 2009-10**
- Ranked **7th** among NHL rookies in goals and **T-12th** in points.
- 2008-09**
- Named to the WHL Western Conference **First All-Star Team** and appeared in the CHL Top Prospects Game.
 - Helped Canada win a **gold medal** at the 2009 World Jr. Championships.
- 2007-08**
- Nominated for the WHL Rookie of the Year Award.



ERIK KARLSSON

65
DEFENSE

SHOOTS: RIGHT
HT: 6'0"
WT: 190
BORN: 5/31/90 in Landsbro, Sweden



@ErikKarlsson65

CAREER HIGHLIGHTS

FIRST

NHL GAME: 10/3/09 at NYR
NHL ASSIST: 10/3/09 at NYR
NHL GOAL: 12/19/09 vs MIN (Backstrom)

MOST
IN A GAME

POINTS **4** 4 Times Last: 12/5/16 at PIT
GOALS **2** 11 Times Last: 12/19/17 vs MIN
ASSISTS **4** 2 Times Last: 2/6/16 vs TOR

MOST
CONSECUTIVE GAMES

WITH A POINT **9** 11/10/15 - 11/28/15
WITH A GOAL **3** 5 Times Last: 3/28/17 - 4/4/17
WITH AN ASSIST **6** 2 Times Last: 1/12/17 - 1/22/17
PLAYED **324** 4/25/13 - 3/28/17

+5

Best plus/minus
4 times
Last: 1/6/18 vs TBL

FINALIST

Was a Calder Trophy
Finalist in 2011.

**15TH OVERALL
DRAFT PICK**

Selected by Ottawa in the 2008 NHL Draft (1st round, 15th overall).
Acquired by San Jose along with Francis Perron from Ottawa in exchange for Chris Tierney, Dylan DeMelo, Rudolfs Balcers, Josh Norris and a conditional 2019 second round draft selection, a conditional 2020 first round draft selection and a conditional 2021 second round draft selection on Sept. 13, 2018.

CAREER STATS

REGULAR SEASON								PLAYOFFS				
SEASON	CLUB	LEAGUE	GP	G	A	PTS	PIM	GP	G	A	PTS	PIM
2007-08	Frölunda U-18	Sweden Jr. 2	1	1	2	0		-	-	-	-	-
	Frölunda U-20	Sweden Jr. 38	13	24	37	68		5	1	0	1	4
	Frölunda	Sweden	7	1	0	1	0	6	0	0	0	0
2008-09	Sweden U18	U-18	6	0	7	7	4	-	-	-	-	-
	Frölunda U-20	Sweden Jr. 1	0	2	2	2		-	-	-	-	-
	Frölunda	Sweden	45	5	5	10	10	11	1	2	3	24
	Borås	Sweden 2	7	0	1	1	14	-	-	-	-	-
	Sweden	U-20	6	2	7	9	0	-	-	-	-	-
2009-10	Ottawa	NHL	60	5	21	26	24	6	1	5	6	4
	Binghamton	AHL	12	0	11	11	22	-	-	-	-	-
	Sweden	WC	9	1	3	4	2	-	-	-	-	-
2010-11	Ottawa	NHL	75	13	32	45	50	-	-	-	-	-
2011-12	Ottawa	NHL	81	19	59	78	42	7	1	0	1	4
	Sweden	WC	8	3	4	7	2	-	-	-	-	-
2012-13	Jokerit	Finland	30	9	25	34	24	-	-	-	-	-
	Ottawa	NHL	17	6	8	14	8	10	1	7	8	6
2013-14	Ottawa	NHL	82	20	54	74	36	-	-	-	-	-
	Sweden	Olympics	6	4	4	8	0	-	-	-	-	-
2014-15	Ottawa	NHL	82	21	45	66	42	6	1	3	4	2
2015-16	Ottawa	NHL	82	16	66	82	50	-	-	-	-	-
2016-17	Ottawa	NHL	77	17	54	71	28	19	2	16	18	10
	Sweden	W. Cup	4	1	3	4	2	-	-	-	-	-
2017-18	Ottawa	NHL	71	9	53	62	36	-	-	-	-	-
	NHL TOTALS		627	126	392	518	316	48	6	31	37	26

600TH NHL GAME
2/1/18 vs ANA

500TH NHL POINT
2/27/18 at WSH

300TH NHL ASSIST
11/29/16 vs BUF

100TH NHL GOAL
4/5/16 vs PIT



**NORRIS
TROPHY**

The two-time Norris Trophy winner (2015 & 2012) was named a runner up twice as well (2017 & 2016), losing to now-teammate Brent Burns in 2017.

BLUELINER

Since entering the League in 2009-10, he leads all NHL blueliners in points (518).

TOP-20

In the last eight seasons, has finished in the top-20 in points for NHL defensemen seven times, leading the League four times and finishing in the top-10 six times in that span.



**2014-15
2011-12**
Norris Memorial Trophy



**2016-17
2015-16
2014-15
2011-12**
NHL First All-Star Team



2014

Olympics
Sweden (Silver)

2016
World Cup
Sweden



2012
NHL Player of the Month
(Feb. 2012 - 2nd Star)

**2017
2016
2015
2012**
NHL Player of the Week
Mar. 2017 (3rd Star)
Feb. 2016 (2nd Star)
Jan. 2015 (2nd Star)
Feb. 2012 (1st Star)

**2018
2017
2016
2012
2011**
NHL All-Star Game

2011
All-Rookie Team

2011
NHL SuperSkills Competition

**2012
2010**
World Championship
Sweden
(2012, 2010 - Bronze)


**2012
2010**
World Jr. Championship
Sweden
(2009 - Silver)



SAN JOSE SHARKS | 2018-19 MEDIA GUIDE

ERIK KARLSSON

- 2017-18**
- **Finished tied** for the Ottawa team lead in points despite missing 11 games due to injury.
 - Led the team and **ranked 3rd** in the NHL in average ice time per game (26:44).
 - **Finished 2nd** on Ottawa in blocked shots (120).
 - Was named to his **third consecutive** NHL All-Star Game.
- 2016-17**
- Became Ottawa's **franchise leader** in goals and points among defensemen.
 - Became the **first Senators player** in team history and just the second blueliner in NHL history (D. Potvin) to **lead his team in scoring** for a fourth consecutive season.
 - Just the **12th** defensemen in NHL history to register a **fourth season of 70 or more points**.
 - Became the Senators **all-time iron man** by appearing in his **312th** consecutive game on March 4.
 - Recorded **18 points in 19 playoff games** despite needing surgery to repair two foot fractures and torn ankle tendons after the playoffs.
- 2015-16**
- **Led Ottawa** in scoring for the third consecutive season and finished **4th** in the NHL overall, tied with Joe Thornton.
 - Became the **first blueliner** to lead the league in points for a third consecutive season since Paul Coffey from 1981-82 to 1985-86.
 - Became the **highest scoring** Swedish-born defenseman in a single season (82 points).
- 2014-15**
- Was named Ottawa's **ninth captain** in franchise history.
 - Became the **youngest** NHL defenseman to reach **200** career assists since Brian Leetch (at age 23).
 - Became the **first Senator** to win a major NHL award on two occasions when he was named the recipient of the **Norris Trophy**.
- 2013-14**
- Became the **first defenseman** in franchise history to record **20 goals** in one season.
 - Was recognized as the **Best Defenseman** at the 2014 Winter Olympics after leading Sweden in goals, assists and plus/minus (**silver medal**).
 - Became the first defenseman in Ottawa history to score the game's only goal on multiple occasions when he scored the **first goal** of the season at Buffalo (10/4/13, 1-0 win).
- 2012-13**
- Missed just 31 games after sustaining a left Achilles laceration and returned to rank **3rd** among Senators in playoff scoring.
- 2011-12**
- His **78 points** were 25 more than any other defenseman in the NHL (Byfuglien/Campbell, 53).
 - **Led all NHL players** in All-Star votes.
 - Became the **first Ottawa Senator** to win the **Norris Trophy**.
- 2008-09**
- Selected as the World Junior Championship's **Best Defenseman** after helping lead Sweden to a **silver medal**.
- 2007-08**
- Named the U-18 World Junior Championship's **Best Defenseman**.



MELKER KARLSSON

68
CENTER

SHOOTS: RIGHT

HT: 6'0"

WT: 180

BORN: 7/18/90 in
Lycksele, Sweden



CAREER HIGHLIGHTS

FIRST

NHL GAME: 12/9/14 vs EDM
NHL ASSIST: 12/9/14 vs EDM
NHL GOAL: 12/22/14 at ANA
(Frederik Andersen)

MOST
IN A GAME

POINTS **3** 1 Time Last: 2/18/17 at ARI
GOALS **1** 42 Times Last: 2/18/18 vs DAL
ASSISTS **2** 2 Times Last: 2/18/17 at ARI

MOST
CONSECUTIVE GAMES

WITH A POINT **5** Last: 1/3/15 - 1/10/15
WITH A GOAL **5** Last: 1/3/15 - 1/10/15
WITH AN ASSIST **2** 5 Times, Last: 10/28/17 - 10/30/17
PLAYED **53** 12/9/14 - 4/11/15

+3

Best plus/minus, 3 Times
Last: 2/18/18 vs DAL

200TH NHL GAME
11/11/17 vs VAN

CAREER STATS

REGULAR SEASON								PLAYOFFS				
SEASON	CLUB	LEAGUE	GP	G	A	PTS	PIM	GP	G	A	PTS	PIM
2005-06	Lycksele SK	Sweden Jr.	9	1	2	3	0	-	-	-	-	-
2006-07	Skelleftea J18	Sweden Jr.	14	5	4	9	20	-	-	-	-	-
2007-08	Skelleftea J18	Sweden Jr.	16	10	8	18	4	-	-	-	-	-
	Skelleftea J18	Sweden Jr.	14	11	5	16	16	-	-	-	-	-
	Skelleftea J20	Sweden Jr.	9	4	2	6	0	2	1	0	1	0
2008-09	Skelleftea J20	Sweden Jr.	34	10	14	24	58	6	1	3	4	2
	Skelleftea	Sweden	4	0	0	0	0	1	0	0	0	0
2009-10	Skelleftea J20	Sweden Jr.	27	14	21	35	10	2	1	1	2	0
	Skelleftea	Sweden	36	2	0	2	8	8	0	2	2	0
2010-11	Skelleftea J20	Sweden Jr.	5	3	1	4	0	-	-	-	-	-
	Skelleftea	Sweden	40	4	2	6	2	16	1	3	4	2
	Orebro	Sweden Jr.	10	2	4	6	12	-	-	-	-	-
2011-12	Skelleftea	Sweden	44	3	2	5	8	19	2	2	4	4
2012-13	Skelleftea	Sweden	44	13	15	28	14	13	2	8	10	10
	Sweden	Euro Hockey Tour	3	0	0	0	0	-	-	-	-	-
2013-14	Skelleftea	Sweden	48	9	16	25	14	14	4	8	12	12
2014-15	San Jose	NHL	53	13	11	24	20	-	-	-	-	-
	Worcester	AHL	20	5	5	10	6	-	-	-	-	-
2015-16	San Jose	NHL	65	10	9	19	16	24	5	3	8	10
2016-17	San Jose	AHL	4	0	2	2	0	-	-	-	-	-
2017-18	San Jose	NHL	67	11	11	22	22	6	1	0	1	6
	San Jose	NHL	71	8	11	19	26	10	0	3	3	2
	NHL/SHARKS TOTALS		256	42	42	84	84	40	6	6	12	18

SIGNED

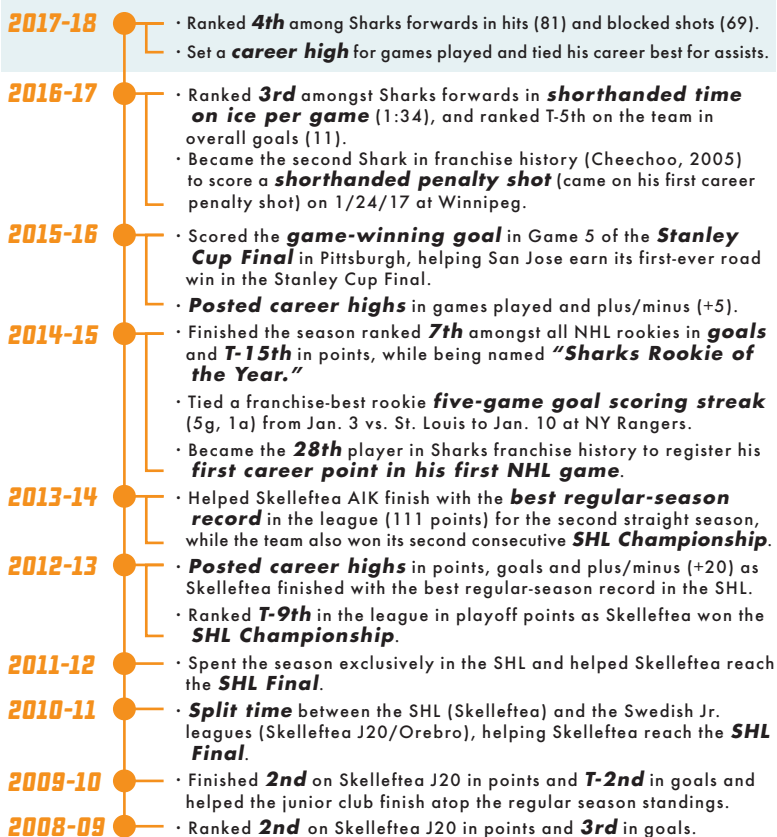
Signed by San Jose as a free agent on May 30, 2014.



2014-15

Sharks Rookie
of the Year

MELKER KARLSSON

- 
- 2017-18**
 - Ranked **4th** among Sharks forwards in hits (81) and blocked shots (69).
 - Set a **career high** for games played and tied his career best for assists.
 - 2016-17**
 - Ranked **3rd** amongst Sharks forwards in **shorthanded time on ice per game** (1:34), and ranked T-5th on the team in overall goals (11).
 - Became the second Shark in franchise history (Cheechoo, 2005) to score a **shorthanded penalty shot** (came on his first career penalty shot) on 1/24/17 at Winnipeg.
 - 2015-16**
 - Scored the **game-winning goal** in Game 5 of the **Stanley Cup Final** in Pittsburgh, helping San Jose earn its first-ever road win in the Stanley Cup Final.
 - Posted career highs** in games played and plus/minus (+5).
 - 2014-15**
 - Finished the season ranked **7th** amongst all NHL rookies in **goals** and **T-15th** in points, while being named "**Sharks Rookie of the Year.**"
 - Tied a franchise-best rookie **five-game goal scoring streak** (5g, 1a) from Jan. 3 vs. St. Louis to Jan. 10 at NY Rangers.
 - Became the **28th** player in Sharks franchise history to register his **first career point in his first NHL game.**
 - 2013-14**
 - Helped Skelleftea AIK finish with the **best regular-season record** in the league (111 points) for the second straight season, while the team also won its second consecutive **SHL Championship.**
 - 2012-13**
 - Posted career highs** in points, goals and plus/minus (+20) as Skelleftea finished with the best regular-season record in the SHL.
 - Ranked **T-9th** in the league in playoff points as Skelleftea won the **SHL Championship.**
 - 2011-12**
 - Spent the season exclusively in the SHL and helped Skelleftea reach the **SHL Final.**
 - 2010-11**
 - Split time** between the SHL (Skelleftea) and the Swedish Jr. leagues (Skelleftea J20/Orebro), helping Skelleftea reach the **SHL Final.**
 - 2009-10**
 - Finished **2nd** on Skelleftea J20 in points and **T-2nd** in goals and helped the junior club finish atop the regular season standings.
 - 2008-09**
 - Ranked **2nd** on Skelleftea J20 in points and **3rd** in goals.



KEVIN LABANC (luh-BANK)

62

RIGHT WING

SHOOTS: RIGHT

HT: 5'11"

WT: 185

BORN: 12/12/95 in Brooklyn, New York



@Str8ToTheBanc

CAREER HIGHLIGHTS

FIRST

NHL GAME: 11/8/16 at WSH
NHL ASSIST: 11/25/16 at NYI
NHL GOAL: 11/17/16 at STL (Jake Allen)

MOST IN A GAME

POINTS **4** 1 Time 12/21/17 vs VAN
GOALS **2** 2 Times Last: 10/4/17 vs PHI
ASSISTS **3** 2 Times Last: 1/25/18 vs NYR

MOST CONSECUTIVE GAMES

WITH A POINT **4** 2 Times Last: 1/25/18 - 2/2/18
WITH AN ASSIST **3** 2/11/17 - 2/15/17
WITH A GOAL **2** 3 Times Last: 3/16/18 - 3/17/18
PLAYED **59** 12/1/17 - 4/7/18 (*Still intact)

+3

Best plus/minus;
3/1/18 vs CHI

100TH NHL GAME

1/31/18 at DET

NY NATIVE

Was born in Brooklyn but raised in Staten Island, New York.

TOP 15

Is the only player selected after the fourth round from his 2014 NHL Draft class to rank in the class' top-15 in points.

CAREER STATS

REGULAR SEASON								PLAYOFFS				
SEASON	CLUB	LEAGUE	GP	G	A	PTS	PIM	GP	G	A	PTS	PIM
2011-12	USNTDP Juniors	USHL	33	3	8	11	10	2	0	0	0	2
	U.S. National U17	USDP	52	5	17	22	24	-	-	-	-	-
	USA	WHC-17	5	0	0	0	4	-	-	-	-	-
2012-13	USNTDP Juniors	USHL	26	3	6	9	8	-	-	-	-	-
	U.S. National U17	USDP	5	0	2	2	2	-	-	-	-	-
	U.S. National U18	USDP	62	9	12	21	28	-	-	-	-	-
2013-14	USA	U-18	7	1	0	1	0	-	-	-	-	-
	Barrie	OHL	65	11	24	35	30	11	3	4	7	4
	2014-15	Barrie	OHL	68	31	76	107	55	9	2	4	6
2015-16	Barrie	OHL	65	39	88	127	70	15	6	20	26	28
	San Jose	AHL	0	0	0	0	0	1	0	0	0	0
2016-17	San Jose	NHL	55	8	12	20	22	-	-	-	-	-
	San Jose	AHL	19	6	13	19	24	15	3	4	7	6
2017-18	San Jose	NHL	77	11	29	40	32	10	1	4	5	2
	NHL/SHARKS TOTALS		132	19	41	60	54	10	1	4	5	2

171ST OVERALL DRAFT PICK

Selected by San Jose in the
2014 NHL Draft (6th round, 171st overall).



2016-17

Sharks Rookie
of the Year

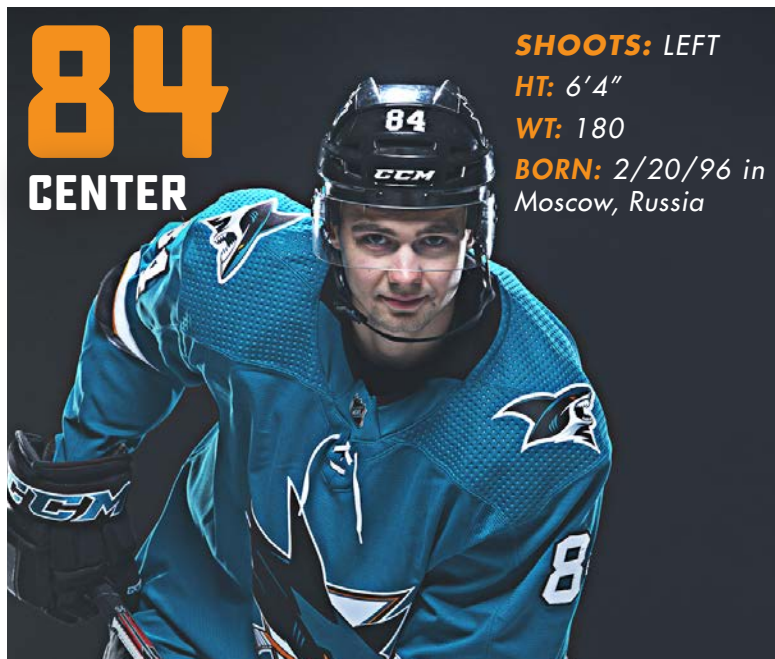
- 2017-18**
 - Finished the season ranked **3rd** on the team in assists and **T-5th** in points.
 - Set **career highs** in games played, goals, assists and points.
- 2016-17**
 - Led** all Sharks rookies in **goals, assists and points** and ranked **5th** overall on San Jose in plus/minus (+9).
 - Made his **NHL debut** in Washington, D.C. on Election Night (Nov. 8, 2016).
- 2015-16**
 - Won the **OHL Eddie Powers Memorial Trophy award** (top scorer) with 127 points (39 goals, 88 assists) in 65 games with Barrie (OHL).
 - Won the **OHL Jim Mahon Memorial Trophy award** (top scoring right winger).
 - Was named **"Best Playmaker"** and **"Best Penalty Killer"** in the OHL coaches poll.
 - Finished with the **2nd-most points** in the entire CHL (Conor Garland had one more point).
- 2014-15**
 - Led** Barrie and ranked **T-3rd** in the OHL in **assists**, and ranked **2nd** on his team and **6th** in the OHL in points.
- 2013-14**
 - Played in all 11 postseason games, ranking **T-3rd** on the team in **goals** (3) and **T-5th** in **points** (7).
- 2012-13**
 - Helped Team USA earn a **silver medal** in the U18 WJC, registering one goal in seven games.
- 2011-12**
 - Played five games in the U17 World Hockey Challenge, earning a **silver medal** with Team USA.



MAXIM LETUNOV

84

CENTER

SHOOTS: LEFT**HT:** 6'4"**WT:** 180**BORN:** 2/20/96 in
Moscow, Russia

CAREER HIGHLIGHTS

ACQUIRED
VIA TRADE

Selected by St. Louis in the 2014 NHL Draft (2nd round, 52nd overall). Traded from St. Louis to Arizona in exchange for Zbynek Michalek, March 2, 2015. **Acquired, along with a sixth-round selection in the 2017 NHL Draft (159th overall, Jacob McGrew), from Arizona in exchange for a fourth-round selection (120th overall, traded to NY Islanders via Philadelphia) in the 2016 NHL Draft and a third-round selection (69th overall, previously acquired from Detroit) in the 2017 NHL Draft, June 20, 2016.**

REGULAR SEASON								PLAYOFFS				
SEASON	CLUB	LEAGUE	GP	G	A	PTS	PIM	GP	G	A	PTS	PIM
2013-14	Youngstown	USHL	60	19	24	43	42	-	-	-	-	-
2014-15	Youngstown	USHL	58	25	39	64	18	4	0	1	1	0
2015-16	Connecticut	HE	36	16	24	40	2	-	-	-	-	-
2016-17	Connecticut	HE	33	7	20	27	25	-	-	-	-	-
2017-18	Connecticut	HE	36	12	16	28	12	-	-	-	-	-

CAREER STATS

- 2017-18**
 - Named to Hockey East Second All-Star Team.
 - Led Connecticut in assists, points and plus/minus (+8) and **T-1st** in goals.
- 2016-17**
 - Set a **career high** in penalty minutes.
- 2015-16**
 - Named to the Hockey East **All-Rookie team** and a Hockey East **Second Team All-Star**.
 - First Husky to record a **40-point season** since 2011-12 (Cole Schneider) and just the fourth player to hit the mark during the Division I era (1998-present).
 - Set new UConn Division I rookie **scoring records** for points, goal and assists.
 - His **40 points ranked** as the fourth highest total in UConn's Division I record book, and his 24 assists finished **T-3rd**.
 - Finished **T-8th** in Hockey East in points, **T-10th** in goals, **T-11th** in assists and **2nd** in power-play points (22).
 - Was **T-5th** nationally in power-play points and his 19 assists on the power play tied for the lead in the NCAA.
 - Among rookies, Letunov ranked **2nd** in Hockey East and **5th** in the NCAA in scoring.
- 2014-15**
 - Led Youngstown to a league best **40-14-6 record**, winning the team's first-ever Anderson Cup, presented to the USHL regular season champion.
 - Named to the All-USHL **Second Team**.
- 2012-13**
 - Relocated from Russia to Dallas and played for the Dallas Stars U-16 team.



TIMO MEIER

28

RIGHT WING

SHOOTS: LEFT

HT: 6'0"

WT: 210

BORN: 10/8/96 in Herisau, Switzerland

 @MeierTimo

CAREER HIGHLIGHTS

FIRST

NHL GAME: 12/16/16 at MTL
NHL ASSIST: 1/7/17 vs DET
NHL GOAL: 12/16/16 at MTL (Carey Price)

MOST
IN A GAME

POINTS **2** 8 Times Last: 3/17/18 at VAN
GOALS **2** 1 Time 1/2/18 at MTL
ASSISTS **2** 1 Time 2/18/18 vs DAL

MOST
CONSECUTIVE GAMES

WITH A POINT **4** 1/18/18 - 1/23/18
WITH A GOAL **2** 2 Times, Last: 2/27/18 - 3/1/18
WITH AN ASSIST **2** 2 Times, Last: 3/29/18 - 3/31/18
PLAYED **74** 10/26/17 - 4/7/18 (*Still intact)

+3

Best plus/minus
2/18/18 vs DAL

100TH NHL GAME
3/8/18 vs STL

CAREER STATS

SEASON	CLUB	LEAGUE	REGULAR SEASON					PLAYOFFS				
			GP	G	A	PTS	PIM	GP	G	A	PTS	PIM
2012-13	Rapperswil	Swiss Jr.	10	11	17	28	2	2	1	2	3	0
	Rapperswil	Swiss Jr.	33	13	17	30	56	6	3	5	8	2
	Switzerland	U-18	2	0	0	0	0	-	-	-	-	-
2013-14	Halifax	QMJHL	66	17	17	34	48	12	1	3	4	8
2014-15	Halifax	QMJHL	61	44	46	90	59	14	10	11	21	18
	Switzerland	U-20	6	2	4	6	2	-	-	-	-	-
2015-16	Halifax	QMJHL	23	11	25	36	22	-	-	-	-	-
	Rouyn-Noranda	QMJHL	29	23	28	51	24	18	11	12	23	30
	Switzerland	U-20	6	2	3	5	4	-	-	-	-	-
2016-17	San Jose	NHL	34	3	3	6	10	5	0	0	0	2
	San Jose	AHL	33	14	9	23	40	14	4	3	7	41
2017-18	San Jose	NHL	81	21	15	36	51	10	2	3	5	10
	Switzerland	WC	7	2	5	7	2	-	-	-	-	-
	NHL/SHARKS TOTALS		115	24	18	42	61	15	2	3	5	12

9TH OVERALL
DRAFT PICK

Selected by San Jose in the 2015
NHL draft (1st round, 9th overall).



SAN JOSE SHARKS | 2018-19 MEDIA GUIDE

STANDOUT
SWISS

Is the third-highest drafted Swiss-born player
in NHL history (Hischier, Niederreiter).

1 OF 6

1 of just 6 Sharks players in franchise history
to reach the 20-goal mark at the age of 21 or younger.



2018

World Championship
with Switzerland
(Silver)

2016
2015

World Jr. Championship
with Switzerland

CAREER STATS

- 2017-18**
- Ranked **3rd** on the team in shots on goal (210), hits (105) and **4th** in goals.
 - Represented Switzerland at the World Championship and earned a **silver medal**.
- 2016-17**
- In his **NHL debut** on Dec. 16 at Montreal, he scored his **first career goal**, which happened to be the game-winner, on the **first shot** of his career. He became the first Shark to score on his first shot since Matt Carle in 2006.
 - Finished T-4th amongst Barracuda rookies in goals (14) and 5th in points (23).
 - **Tied** for the Barracuda **team lead** amongst rookies in playoff goals (4) and points (7).
- 2015-16**
- Was named to the **Memorial Cup All-Star Team** after leading his team in goals (5) and points (8) in five tournament games as the Huskies finished as the runner up.
 - Ranked **6th** in the league in playoff **points**, helping his team win the **QMJHL Championship**.
 - Ranked **T-11th** in the league in points, despite playing in just 52 games.
 - Was named **captain** of both Halifax of the QMJHL and Switzerland at the World Jr. Championships.
 - Was selected to participate in the **2016 NHLPA Rookie Showcase**.
- 2014-15**
- Nearly **tripled** his totals in every major offensive category en route to being named to the QMJHL's **Second All-Star Team** while also being awarded the 2015 **Michael Bossy Trophy**, given to the QMJHL player judged to be the best professional prospect.
 - Named a **Top-3 Player** on the Swiss team during the World Jr. Championships, and was named to the CHL **Top Prospects Game**.
 - Strung together a **27-game point streak** from Nov. 22 to Feb. 26, compiling 51 points (28-23=51) during that span. The 27-game point streak also tied for the second-longest point streak in the CHL during the entire season.
- 2013-14**
- Ranked within the **top-10** in every major offensive category during his rookie season with Halifax.
- 2012-13**
- Ranked **T-3rd** in **assists**, **4th** in **points** and **5th** in **goals** on Rapperswil U-17, despite appearing in just 10 games with the club.
 - Won a **bronze medal** with Switzerland at the European Youth Olympic Festival (EYOF).



JACOB MIDDLETON

67
DEFENSE

SHOOTS: RIGHT

HT: 6'3"

WT: 210

BORN: 1/2/96 in
Stratford, Ontario

CAREER HIGHLIGHTS

SIGNED

Signed by San Jose as a free agent on Sept. 7, 2017.

Signed by San Jose (AHL) as a free agent on Oct. 4, 2016.

Selected by Los Angeles in the 2014 NHL Draft (7th round, 202nd overall)

REGULAR SEASON								PLAYOFFS				
SEASON	CLUB	LEAGUE	GP	G	A	PTS	PIM	GP	G	A	PTS	PIM
2012-13	Owen Sound	OHL	14	0	1	1	7	-	-	-	-	-
	Ottawa	OHL	15	1	3	4	18	-	-	-	-	-
2013-14	Ottawa	OHL	65	2	21	23	64	-	-	-	-	-
2014-15	Ottawa	OHL	64	4	23	27	62	6	1	1	2	4
2015-16	Ottawa	OHL	68	7	24	31	68	5	0	2	2	2
	Manchester	ECHL	2	0	1	1	0	-	-	-	-	-
2016-17	San Jose	AHL	50	1	8	9	56	13	0	4	4	10
2017-18	San Jose	AHL	67	6	22	28	80	4	0	1	1	0

CAREER STATS

- 2017-18** • Led Barracuda defensemen in assists and points and was **T-3rd** in goals.
- 2016-17** • Made his **AHL debut** on 10/22/17 at Ontario.
• Among Barracuda defensemen, finished **2nd** in penalty minutes, first among rookies.
- 2015-16** • Made his **professional debut** on 4/8/16 as a member of the Manchester Monarchs (ECHL) vs. Adirondack.
• As **captain** of Ottawa (OHL), led the team in games played and **2nd** in penalty minutes.
• Set **career highs** in games played, goals, assists, points and penalty minutes.
- 2014-15** • Set a **career high** in playoffs games played and playoff penalty minutes.
- 2013-14** • Among Ottawa defensemen, **T-2nd** games played, **4th** in goals, **2nd** in assists, **2nd** in points and **2nd** in penalty minutes.
- 2012-13** • Named to the OHL **Second All-Rookie Team**.



JOE PAVELSKI

8

CENTER

SHOOTS: RIGHT

HT: 5'11"

WT: 190

BORN: 7/11/84 in Plover, Wisconsin



@jpav8

CAREER HIGHLIGHTS

FIRST

NHL GAME: 11/22/06 vs LAK
NHL ASSIST: 12/9/06 vs NSH
NHL GOAL: 11/22/06 vs LAK
(Mathieu Garon)

**MOST
IN A GAME**

POINTS ④ 10 Times Last: 2/27/18 vs EDM
GOALS ③ 4 Times Last: 2/13/15 at ARI
ASSISTS ④ 1 Time Last: 3/15/11 at DAL

**MOST
CONSECUTIVE GAMES**

WITH A POINT 10 3/14/11 - 4/4/11
WITH A GOAL 5 Last: 10/24/15 - 11/3/15
WITH AN ASSIST 5 2 Times, Last: 2/26/15 - 3/7/15
PLAYED 495 1/13/11 - 4/6/17

+4

Best plus/minus, 4 times
Last: 2/27/18 vs EDM

600TH

NHL POINT
1/7/17 vs DET

800TH NHL GAME
3/25/17 at NSH

300TH NHL GOAL
12/1/17 at FLA

300TH NHL ASSIST
10/17/16 at NYR

CAREER STATS

REGULAR SEASON								PLAYOFFS				
SEASON	CLUB	LEAGUE	GP	G	A	PTS	PIM	GP	G	A	PTS	PIM
2002-03	Waterloo	USHL	60	36	33	69	32	7	5	7	12	8
2003-04	Waterloo	USHL	54	21	31	52	58	12	6	6	12	10
2004-05	United States	Viking Cup	6	4	4	8	N/A	-	-	-	-	-
	Wisconsin	WCHA	40	16	29	45	24	1	0	0	0	2
2005-06	Wisconsin	WCHA	43	23	33	56	34	-	-	-	-	-
2006-07	San Jose	NHL	46	14	14	28	18	6	1	0	1	0
2007-08	Worcester	AHL	16	8	18	26	8	-	-	-	-	-
	San Jose	NHL	82	19	21	40	28	13	5	4	9	0
2008-09	San Jose	NHL	80	25	34	59	46	6	0	1	1	9
2009-10	United States	WC	5	1	1	2	0	-	-	-	-	-
	San Jose	NHL	67	25	26	51	26	15	9	8	17	6
2010-11	United States	Olympics	6	0	3	3	4	-	-	-	-	-
	San Jose	NHL	74	20	46	66	24	18	5	5	10	10
2011-12	San Jose	NHL	82	31	30	61	31	5	0	0	0	5
2012-13	San Jose	NHL	48	16	15	31	10	11	4	8	12	0
2013-14	Dinamo	KHL	17	7	8	15	10	-	-	-	-	-
	San Jose	NHL	82	41	38	79	32	7	2	4	6	2
2014-15	USA	Olympics	6	1	4	5	0	-	-	-	-	-
	San Jose	NHL	82	37	33	70	29	-	-	-	-	-
2015-16	San Jose	NHL	82	38	40	78	30	24	14	9	23	4
2016-17	San Jose	NHL	81	29	39	68	34	6	2	2	4	0
2017-18	USA	W. Cup	3	1	1	2	0	-	-	-	-	-
	San Jose	NHL	82	22	44	66	41	10	2	6	8	8
NHL/SHARKS TOTALS			888	317	380	697	349	121	44	44	91	44

205TH OVERALL DRAFT PICK

Selected by San Jose in the 2003 NHL Entry Draft (7th round, 205th overall).

1 OF 6

He is one of just six players in the NHL to have posted four 30-goal, 30-assist seasons since 2011-12.

1 OF 15

One of just 15 skaters to have posted seven or more seasons of 20 or more goals since 2010-11.

TOP SCORER

Has scored the sixth-most goals in the past five seasons (167 goals since 2013-14).

JOE PAVELSKI



**2017
2016**

All-Star Team



**2014
2010**

Olympics with
Team USA
(2010 Silver Medal)



**2014-15
2013-14**

"Sharks Player
of the Year"

2013-14

NHL Second
Team All-Star

2016

World Cup
with USA

2009

World Championships
with USA

**2017
2011**

NHL Player of
the Week
(Mar. '17 - 1st Star
Mar. '11 - 1st Star)

**2015-16
2011-12**

"Three Stars of the
Game" Award

**2014-15
2013-14**

Sharks Fan
Favorite Award

**2018
2016
2015
2014
2013
2011
2009**

Sharks Player of
the Month
(Feb. '18, Dec. '16,
Dec. '15, Dec. '14,
Jan. '14, Dec. '13,
Oct. '11, Feb. '09)

2014

NHL Player of
the Month
(Jan. '14 - 3rd Star)



**2017-18**

- Ranked **2nd** on San Jose in points, assists, shots on goal (224) and goals (tied).
- Finished **2nd** on the team in faceoff winning percentage (54.9%) and **2nd** amongst forwards in time on ice (19:15).

2016-17

- Ranked **T-1st** on the Sharks in **goals**, which ranked **T-27th** in the NHL.
- Finished the season ranked **2nd** on the team in **points** and **3rd** in **assists**.
- Ranked **2nd** on the team in **shots on goal** (233) and **3rd** in **hits** (130).
- Was named **Team USA's captain** for the 2016 World Cup of Hockey.

2015-16

- Was named to the **2016 NHL All-Star Game** for the first time in his career.
- **Led the NHL in playoff goals (14), game-winning goals (4) and power-play goals (5, tied)** setting a Sharks single-season playoff record in each (tied for PPG).
- **Led the NHL with 11 game-winning goals** during the regular season.
- **Led** San Jose in goals and power-play goals (12), and **ranked 2nd in points** during the regular season.
- Was named the **9th full-time captain** in team history in 2015, becoming the **first American-born** captain in franchise history.
- Was named as a **finalist** for "**Best NHL Player**" at the 2016 ESPY Awards.
- Was the **runner up** to Vladimir Tarasenko in the cover vote for EA Sports **NHL 17** video game.

2014-15

- **Ranked T-5th** in the NHL in goals and 2nd in power-play goals (19).
- Surpassed Owen Nolan for **second-most goals** all-time in franchise history.

2013-14

- Ranked **3rd** in the league **in goals** and set a career high in goals and assists.
- Named to the NHL Second **All-Star Team** and finished in the **top-10** in both Hart and Selke Trophy voting

2012-13

- Played for **Dinamo Minsk** of the KHL during the work stoppage.

2011-12

- Became the **first American-born** Sharks player to reach the **30-goal** plateau in a season.

2010-11

- Posted a career-high **10-game point streak** (19 points) from March 14-April 4.

2009-10

- Became the first player since Mario Lemieux in 1992 to record **three-consecutive two-goal games** in the playoffs.
- Won a **silver medal** with the United States as the Winter Olympics in Vancouver.

2006-07

- Earned his **first NHL recall** on Nov. 22 and scored his first career goal in his debut that night vs. Los Angeles.

2005-06

- Helped Wisconsin win the **NCAA Championship**, and was named a **second-team All-American**.

2004-05

- **Tied for the lead in points** amongst NCAA freshmen and was named as a **rookie team All-American**.

2003-04

- Was named the USA Hockey **Junior Player of the Year** and helped Waterloo win its first **Clark Cup Championship**.

2002-03

- Was named the USHL **Rookie of the Year**, named to the USHL All-Rookie Team and a First Team All-USHL selection.

VINCENT **PRAPLAN****41****LEFT WING****SHOOTS:** RIGHT**HT:** 6'0"**WT:** 190**BORN:** 6/10/94 in
Sierre, Switzerland

@praps_10

CAREER HIGHLIGHTS

SIGNED*Signed by San Jose as a free agent on Mar. 2, 2018*

REGULAR SEASON								PLAYOFFS				
SEASON	CLUB	LEAGUE	GP	G	A	PTS	PIM	GP	G	A	PTS	PIM
2012-13	Kloten U-20	Swiss	34	33	29	62	83	8	4	8	12	4
	Kloten Flyers	Swiss	5	0	0	0	0	-	-	-	-	-
2013-14	North Bay	OHL	61	19	34	53	16	21	2	2	4	6
	Switzerland U-20		5	0	1	1	6	-	-	-	-	-
2014-15	Kloten Flyers	Swiss	46	4	4	8	8	-	-	-	-	-
2015-16	Kloten Flyers	Swiss	50	18	15	33	4	4	1	1	2	0
2016-17	EHC Kloten	Swiss	50	15	27	42	18	-	-	-	-	-
	Switzerland	WC	8	4	3	7	2	-	-	-	-	-
2017-18	EHC Kloten	Swiss	47	15	24	39	31	-	-	-	-	-
	Switzerland	Olympics	4	0	0	0	0	-	-	-	-	-

CAREER STATS

- 2017-18**
 - **Represented Switzerland** at 2018 Pyeongchang Olympics, appearing in four contests.
 - **Co-led** team in goals, assists and points.
- 2016-17**
 - Named to Switzerland **World Championship team** and led team in goals and points and was **T-2nd** in plus/minus (+6).
 - **Led Kloten** in assists and was **3rd** in points while helping lead the team to the **Swiss Cup championship**.
- 2015-16**
 - Led Kloten in goals and finished **3rd** in points.
- 2013-14**
 - Completed rookie campaign for North Bay and **led team** in assists and finished **2nd** in points.
 - **Helped lead** North Bay to OHL Finals, registering four points (2-2=4) in 21 games.
 - Was teammates with fellow Sharks Forward **Barclay Goodrow**.
- 2012-13**
 - **Led Elite Jr. A league** in goals and points and also led league in playoff points.



LUKAS RADIL (LOO-kahsh RAH-deel)

52
LEFT WING

SHOOTS: LEFT
HT: 6'4"
WT: 205
BORN: 8/5/90 in
Caslav, Czech Republic



CAREER HIGHLIGHTS

SIGNED

Signed by San Jose as a free agent on Apr. 3, 2018



CAREER STATS

REGULAR SEASON								PLAYOFFS				
SEASON	CLUB	LEAGUE	GP	G	A	PTS	PIM	GP	G	A	PTS	PIM
2008-09	HC Pardubice U-20	Czech	36	13	28	41	40	-	-	-	-	-
	HC Pardubice	Czech	17	0	2	2	0	-	-	-	-	-
	HC Chrudim	Czech2	1	0	0	0	0	-	-	-	-	-
2009-10	HC Pardubice U-20	Czech	19	10	20	30	10	3	1	3	4	0
	HC Pardubice	Czech	12	1	4	5	0	-	-	-	-	-
	HC Chrudim	Czech2	31	9	12	21	20	-	-	-	-	-
2010-11	HC Pardubice U-20	Czech	7	3	8	11	4	-	-	-	-	-
	HC Pardubice	Czech	29	1	4	5	6	4	0	0	0	0
	HC Chrudim	Czech2	10	2	7	9	8	-	-	-	-	-
	HC Vrchlabi	Czech2	2	2	0	2	0	4	2	4	6	0
2011-12	HC Pardubice	Czech	45	7	8	15	12	12	7	1	8	6
	HC Hradec Kralove	Czech2	2	0	0	0	0	-	-	-	-	-
2012-13	HC Pardubice	Czech	27	1	4	5	6	4	0	0	0	0
	HC Hradec Kralove	Czech2	4	2	3	5	10	-	-	-	-	-
2013-14	HC Pardubice	Czech	48	16	16	32	20	10	2	2	4	6
2014-15	HC Pardubice	Czech	52	10	29	39	22	-	-	-	-	-
2015-16	Spartak Moskva	KHL	57	13	19	32	30	-	-	-	-	-
2016-17	Spartak Moskva	KHL	56	12	21	33	50	-	-	-	-	-
	Czech	WC	7	1	1	2	2	-	-	-	-	-
2017-18	Spartak Moskva	KHL	51	16	22	38	12	4	0	0	0	0
	Czech	Olympics	6	0	0	0	4	-	-	-	-	-

- 2017-18**
 - **Led club** in plus/minus (+11) and ranked **2nd** on the team in goals, assists, points and power-play goals (8).
 - Represented the Czech Republic at the 2018 Pyeongchang Olympics.
- 2016-17**
 - Represented the Czech Republic at 2017 World Championship.
 - Finished **2nd** on team in goals and assists and **3rd** in points.
- 2015-16**
 - **Led Spartek** in points and plus/minus (+15) and ranked **2nd** in goals and assists.
 - **Led Kloten** in goals and finished **3rd** in points.
- 2014-15**
 - Led his club in assists and finished **3rd** in points.
- 2013-14**
 - Finished **2nd** in power-play goals (5) and **3rd** in points (32) on HC Pardubice.
- 2011-12**
 - Helped HC Pardubice to the Czech Extraliga **Championship**, the highest level of hockey in Czech Republic.



JEREMY ROY (WAH)

81
DEFENSE**SHOOTS:** RIGHT**HT:** 6'0"**WT:** 185**BORN:** 5/14/97 in
Richelieu, Quebec

CAREER HIGHLIGHTS

SIGNEDSelected by San Jose in the 2015 NHL Draft
(2nd round, 31st overall).

REGULAR SEASON									PLAYOFFS				
SEASON	CLUB	LEAGUE	GP	G	A	PTS	PIM		GP	G	A	PTS	PIM
2013-14	Sherbrooke	QMJHL	64	14	30	44	23		-	-	-	-	-
	Canada Quebec	WHC-17	6	1	4	5	17		-	-	-	-	-
2014-15	Sherbrooke	QMJHL	46	5	38	43	37		6	1	4	5	0
	Canada	U-18	7	3	1	4	2		-	-	-	-	-
2015-16	Sherbrooke	QMJHL	45	6	28	34	27		-	-	-	-	-
2016-17	Blainville-Boisbriand	QMJHL	10	2	1	3	9		-	-	-	-	-
2017-18	San Jose	AHL	20	2	6	8	6		-	-	-	-	-

CAREER STATS

- 2017-18**
 - Made **professional debut** 10/13 vs. Grand Rapids and recorded first pro point.
- 2016-17**
 - Traded from Sherbrooke (QMJHL) to Blainville-Boisbriand on 4/26/16.
- 2015-16**
 - Ranked **T-23rd** in defensemen scoring in QMJHL.
 - Finished **7th** on team in points and **4th** on team in assists; **2nd** amongst team blueliners in points.
 - Named an **alternate captain** for Sherbrooke Phoenix.
- 2014-15**
 - Participated in Canada's 2015 Summer Development camp.
 - Finished the season **T-10th** amongst all QMJHL defensemen in points, despite skating in just 46 games due to injury.
 - His 0.93 points per game ranked **T-2nd** amongst league blueliners (minimum 25 games played).
 - **Led Sherbrooke** defensemen in both points and assists.
 - **Represented the QMJHL** at the CHL's 2015 Top Prospects Game, recording an assist and a plus-1 rating for Team Orr.
 - **Represented Canada** at the U-18 World Jr. Championships, recording four points (3-1=4), en route to a bronze medal, and was named one of Canada's top-three players by his coaches.
 - Named an **alternate captain** for Canada during the Hlinka Memorial Tournament and posted three assists in five games, as Canada **won a gold medal**.
 - Named an **alternate captain** for Sherbrooke.
- 2013-14**
 - **Led all QMJHL** rookie defensemen in points, goals and assists.
 - Awarded the **Raymond Lagace Trophy** as the QMJHL Defensive Rookie of the Year.
 - Named to the QMJHL's **All-Rookie Team**.
 - Posted the **most points** by a defenseman (5) as Quebec's captain at the World U-17 Hockey Challenge.



JOAKIM RYAN (YOH-kim)

47
DEFENSE

SHOOTS: LEFT

HT: 5'11"

WT: 185

BORN: 5/7/87 in
Rumson, New Jersey

 @JoakimRyan

CAREER HIGHLIGHTS

FIRST

NHL GAME: 10/12/17 vs BUF
NHL ASSIST: 11/1/17 vs NSH
NHL GOAL: 2/10/18 vs. EDM (Al Montoya)

MOST
IN A GAME

POINTS **2** 1 Time 2/10/18 vs. EDM
GOALS **2** 1 Time 2/10/18 vs. EDM
ASSISTS **1** 9 Times Last: 2/27/18 vs EDM

MOST
CONSECUTIVE GAMES

WITH A POINT **2** 2/25/18 - 2/27/18
WITH AN ASSIST **2** 2/25/18 - 2/27/18
PLAYED **38** 12/23/17 - 3/16/18

+3

Best plus/minus; 2 Times
Last: 2/10/18 vs EDM

**198TH OVERALL
DRAFT PICK**

Selected by San Jose in the 2012
NHL Draft (7th round, 198th overall).



2017-18
Sharks Rookie
of the Year

CAREER STATS

REGULAR SEASON								PLAYOFFS				
SEASON	CLUB	LEAGUE	GP	G	A	PTS	PIM	GP	G	A	PTS	PIM
2010-11	Dubuque	USHL	53	3	29	32	26	-	-	-	-	-
2011-12	Cornell	ECAC	34	7	10	17	20	-	-	-	-	-
2012-13	Cornell	ECAC	34	3	20	23	12	-	-	-	-	-
2013-14	Cornell	ECAC	32	8	16	24	27	-	-	-	-	-
2014-15	Cornell	ECAC	23	1	13	14	27	-	-	-	-	-
	Worcester	AHL	7	0	2	2	2	-	-	-	-	-
2015-16	San Jose	AHL	66	2	26	28	26	4	0	3	3	0
2016-17	San Jose	AHL	65	10	39	49	41	15	4	7	11	4
2017-18	San Jose	NHL	62	3	9	12	8	3	0	0	0	0
	San Jose	AHL	2	1	1	2	0	-	-	-	-	-
NHL/SHARKS TOTALS			62	3	9	12	8	3	0	0	0	0

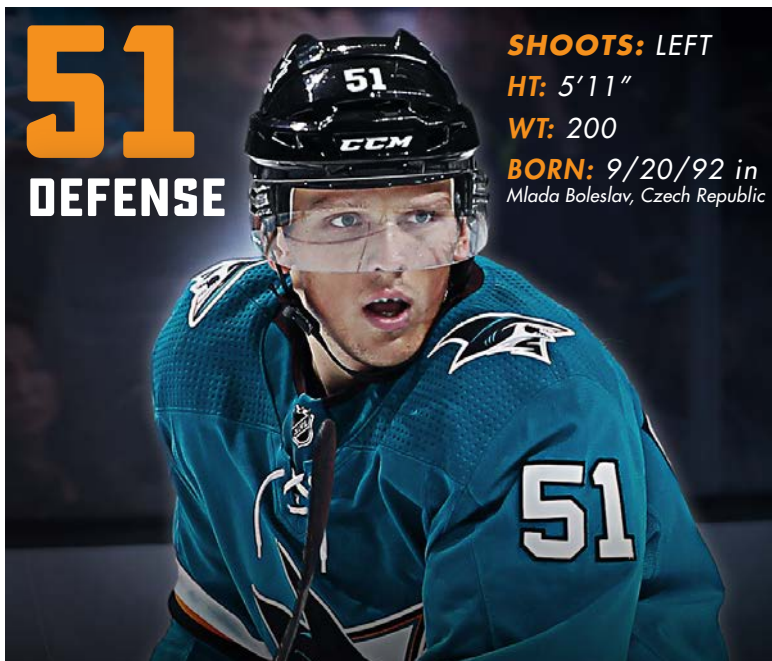
- 2017-18**
- Recorded the **second-most** blocked shots (98) in a single season by a Sharks rookie all-time.
 - Led the Sharks in plus/minus (+13) and ranked **2nd** among all NHL rookies in blocked shots.
 - Set a **Sharks franchise record** (has since been equaled) and NHL rookie record for most blocked shots in a single game (9) on 11/1 vs. NSH.
- 2016-17**
- Ranked **3rd** on the Barracuda and **2nd** amongst defensemen in **points**.
 - Led** the team in **plus/minus** (+27) and **shots on goal** (185).
 - Finished **2nd** on the Barracuda in **playoff points**.
- 2015-16**
- In his first full AHL season, **led** all Barracuda blueliners in **points and plus/minus** (+11).
 - Ranked **11th** amongst rookie AHL blueliners in **points**.
- 2014-15**
- Helped Cornell's penalty kill finish **first in the nation** (91.1 percent) and was a member of the league's **best power-play unit** (tied) with a 20.3 percent success rate.
 - Finished **2nd in assists** (13) and **4th in points** (14) on Cornell, despite an injury-shortened season (both categories ranked 1st among defensemen).
 - Named to the NCAA (ECAC) **First All-Star Team** and NCAA **All-Ivy League First Team**.
- 2013-14**
- Amongst all D-1 defenseman, he ranked **4th in goals per game** (0.25) and **11th in points per game** (0.75) while being selected to the **All-Ivy League First Team, All-ECAC Hockey Second Team**, and earning the **Nicky Bawlf Award** (Cornell MVP).
- 2012-13**
- T-3rd** on the team in **points** (23) and ranked **1st** overall in **assists** (20) while also leading the team in **blocked shots** (60) and **PP points** (11).
 - Ranked **6th** in the nation in **assists per game by defensemen** (0.59 A/GP) and was named to the **All-Ivy League Second Team**.
- 2011-12**
- Set a **program record** for **goals scored by a freshman defenseman** (7) and ranked **2nd** amongst team defensemen in **points**.
- 2010-11**
- Won the **Clark Cup** in Dubuque's first year in the USHL.



RADIM SIMEK (reh-DEEM SHIH-meck)

51

DEFENSE

SHOOTS: LEFT**HT:** 5'11"**WT:** 200**BORN:** 9/20/92 in
Mlada Boleslav, Czech Republic

CAREER HIGHLIGHTS

SIGNED

Signed by San Jose as a free agent on May 23, 2017.

REGULAR SEASON								PLAYOFFS					
SEASON	CLUB	LEAGUE	GP	G	A	PTS	PIM	GP	G	A	PTS	PIM	
2010-11	Liberec	U-20	36	1	9	10	16	-	-	-	-	-	
2011-12	Liberec	U-20	32	6	4	10	14	-	-	-	-	-	
2012-13	Benatky nad Jizerou	Czech2	9	0	0	0	8	7	0	0	0	2	
	Liberec	Czech	7	0	0	0	2	6	0	0	0	4	
2013-14	Benatky nad Jizerou	Czech U-20	37	0	5	5	41	-	-	-	-	-	
	Liberec	Czech	24	0	0	0	4	-	-	-	-	-	
2014-15	Benatky nad Jizerou	Czech2	19	1	1	2	20	2	0	0	0	0	
	Liberec	Czech	47	10	13	23	24	4	2	3	5	4	
2015-16	Benatky nad Jizerou	Czech2	2	1	0	1	0	-	-	-	-	-	
	Liberec	Czech	51	9	12	21	28	14	3	7	10	8	
2016-17	Czech Republic	WC	8	1	0	1	4	-	-	-	-	-	
	Liberec	Czech	42	11	13	24	30	-	-	-	-	-	
2017-18	Czech Republic	WC	8	1	1	2	0	-	-	-	-	-	
	San Jose	AHL	67	7	20	27	20	4	0	0	0	0	

CAREER STATS

- 2017-18**
 - Ranked **2nd** among San Jose (AHL) defensemen in goals, assists and points, finished **1st** in shots (128) and **T-1st** in plus/minus (+6).
- 2016-17**
 - **Represented the Czech republic** in the World Championships.
 - Finished **T-3rd** on Liberec in goals, **T-5th** in assists, **4th** in points, **2nd** in plus/minus (+18) and led all league defensemen in goals.
- 2015-16**
 - Helped lead Liberec to a **Czech championship** and earned playoff **MVP honors** after finishing **1st** in postseason in plus/minus (+13).
 - Among Liberec defenders, **1st** in goals, **2nd** in assists, **2nd** in points and **2nd** in plus/minus (+17).
- 2014-15**
 - **Led all Czech-league defensemen** in goals and finished **4th** on Liberec in games played, **5th** in goals, **4th** in assists, **4th** in points and **1st** in plus/minus (+9).



MARCUS SORENSEN


20
LEFT WING

SHOOTS: LEFT

HT: 5'11"

WT: 175

BORN: 4/7/92 in
Sodertalje, Sweden

 **@sorensenmarcus**

CAREER HIGHLIGHTS

FIRST

NHL GAME: 2/7/17 at BUF
NHL ASSIST: 2/7/17 at BUF
NHL GOAL: 3/2/17 vs VAN (Ryan Miller)

MOST
IN A GAME

POINTS **1** 11 Times Last: 4/7/18 vs MIN
GOALS **1** 6 Times Last: 3/26/18 at CHI
ASSISTS **1** 5 Times Last: 4/7/18 vs MIN

MOST
CONSECUTIVE GAMES

WITH A POINT **2** 12/15/17 - 12/18/17
WITH A GOAL **2** 12/15/17 - 12/18/17
PLAYED **13** 12/4/17 - 1/4/18

+1

Best plus/minus; 9 times
Last: 3/26/18 at CHI

SIGNED

Signed by San Jose as a free agent on May 13, 2016.

CAREER STATS

REGULAR SEASON								PLAYOFFS				
SEASON	CLUB	LEAGUE	GP	G	A	PTS	PIM	GP	G	A	PTS	PIM
2010-11	Djurgardens	Sweden	8	1	1	2	0	-	-	-	-	-
	Skelleftea J20	Sweden Jr. 31	14	22	36	53		4	3	0	3	2
2011-12	Skelleftea	Sweden	1	0	0	0	0	-	-	-	-	-
	Skelleftea J20	Sweden Jr. 8	2	3	5	57		-	-	-	-	-
	Boras	Sweden Jr. 29	8	9	17	55		-	-	-	-	-
2012-13	Djurgardens	Sweden Jr. 46	10	13	23	38		-	-	-	-	-
2013-14	Djurgardens	Sweden Jr. 43	13	17	30	34		-	-	-	-	-
2014-15	Djurgardens	Sweden	50	17	15	32	30	-	-	-	-	-
2015-16	Djurgardens	Sweden	47	15	19	34	34	8	1	5	6	14
2016-17	San Jose	AHL	43	17	17	34	23	10	0	1	1	10
	San Jose	NHL	19	1	3	4	4	6	1	1	2	0
2017-18	San Jose	NHL	32	5	2	7	5	10	4	1	5	2
	San Jose	AHL	23	7	11	18	14	-	-	-	-	-
	NHL/SHARKS TOTALS		51	6	5	11	9	16	5	2	7	2

2017-18

- Finished the playoffs **T-2nd** on the team in goals and **T-6th** in points.
- Recorded his first career NHL fight on 12/9/17 vs. OTT (Dzingel).

2016-17

- **Led** all Sharks rookies in **playoff goals and points**.
- **T-2nd** amongst all Barracuda rookies in **goals** and **3rd in points**, while his plus-17 led all first-year players.

2015-16

- Ranked **4th** on Djurgarden in **scoring**, **T-6th** in **assists** and **T-3rd** in **plus/minus** (+12).

2014-15

- Named **SHL Rookie of the Year** after leading team in scoring with 32 points, and ranked 1st on the team in goals, shots on goal (120), game-winning goals (5) and 2nd in time on ice amongst team forwards (18:05).
- **Led** all league rookies in **goals** and **2nd** in **points**.

2013-14

- Posted **12 points** in 10 round robin tournament games, helping his team earn a promotion to the Swedish Hockey League (SHL).

2012-13

- **Tied** for the team lead in **playoff goals** and **T-2nd** in **points** and was teammates with former Sharks defenseman Douglas Murray.



ANTTI **SUOMELA****40**
CENTER**SHOOTS:** LEFT**HT:** 6'0"**WT:** 180**BORN:** 3/17/94 in
Espoo, Finland

@SuomelaAntti

CAREER HIGHLIGHTS**SIGNED***Signed by San Jose as a free agent, June 6, 2018.*

REGULAR SEASON								PLAYOFFS				
SEASON	CLUB	LEAGUE	GP	G	A	PTS	PIM	GP	G	A	PTS	PIM
2012-13	Blues U-20	Finland	17	2	7	9	6	2	0	0	0	0
	Blues U-20 Akatemia	Finland	10	6	4	10	8	-	-	-	-	-
2013-14	Blues U-20	Finland	40	11	17	28	36	11	1	5	6	6
2014-15	Blues U-20	Finland	44	27	38	65	12	9	6	4	10	2
2015-16	Blues U-20	Finland	6	5	7	12	2	9	3	8	11	8
	Blues	Finland	52	13	13	26	20	-	-	-	-	-
2016-17	JYP	Finland	58	22	23	45	37	15	4	2	6	-
2017-18	JYP	Finland	59	21	39	50	60	6	1	2	3	0
	Finland	WC	4	1	0	1	0	-	-	-	-	-

CAREER STATS

2017-18

- Named to Liiga **All-Star team** after leading the league in points.
- **Led his team** in points, assists, plus-minus (+28) and game-winning goals (6, **T-2nd** in the league) despite playing in only the twelfth-most average minutes per game (15:47) on his club.
- **Represented Finland** at World Championship.

2016-17

- Finished **5th** among Liiga skaters in goals and **7th** in points and led JYP in both categories.

2015-16

- Finished the 2016 playoffs with **most assists** (8) among skaters after splitting time with the U-20 team and Blues in the Finnish Elite League.
- Led Blues players in scoring and points and finished **T-3rd** in assists.

2014-15

- Finished **6th** among Jr. A SM-liiga players in points, **7th** in goals and assists.
- Finished **2nd** among team skaters in goals, assists and points and led in plus/minus (+25).

2013-14

- Helped lead the Blues to the **Jr. A SM-liiga Championship**, scoring the championship-clinching goal.

2012-13

- Earned a **silver medal** in Jr. A SM-liiga.



JOE THORNTON

19
CENTER



SHOOTS: LEFT

HT: 6'4"

WT: 220

BORN: 7/2/79 in
London, Ontario

CAREER HIGHLIGHTS

FIRST

NHL GAME: 10/8/97 at PHX
NHL ASSIST: 1/25/98 at WSH
NHL GOAL: 12/3/97 at PHI (Garth Snow)

MOST
IN A GAME

POINTS **5** 2 Times Last: 10/27/10 vs NJD
GOALS **3** 4 Times Last: 10/27/10 vs NJD
ASSISTS **5** 1 Time Last: 12/28/01 at FLA

MOST
CONSECUTIVE GAMES

WITH A POINT **14** 11/19/05 - 12/20/05
WITH A GOAL **5** 2 Times, Last: 2/8/06 - 3/3/06
WITH AN ASSIST **10** 11/26/05 - 12/20/05
PLAYED **398** 10/20/05 - 3/27/10

+4

Best plus/minus, 9 times
Last: 1/9/16 at TOR

1,400TH

—**NHL POINT**
11/1/17 vs NSH

300TH NHL GOAL
2/22/11 at DET

1,000TH NHL ASSIST
3/6/17 at WPG

CAREER STATS

REGULAR SEASON								PLAYOFFS				
SEASON	CLUB	LEAGUE	GP	G	A	PTS	PIM	GP	G	A	PTS	PIM
1995-96	Sault Ste. Marie	OHL	66	30	46	76	51	4	1	1	2	11
	Canada	U-18	5	5	6	11	16	-	-	-	-	-
1996-97	Sault Ste. Marie	OHL	59	41	81	122	123	11	11	8	19	24
	Canada	U-20	7	2	2	4	0	-	-	-	-	-
1997-98	Boston	NHL	55	3	4	7	19	6	0	0	0	9
1998-99	Boston	NHL	81	16	25	41	69	11	3	6	9	4
1999-00	Boston	NHL	81	23	37	60	82	-	-	-	-	-
2000-01	Boston	NHL	72	37	34	71	107	-	-	-	-	-
	Canada	WC	6	1	1	2	6	-	-	-	-	-
2001-02	Boston	NHL	66	22	46	68	127	6	2	4	6	10
2002-03	Boston	NHL	77	36	65	101	109	5	1	2	3	4
2003-04	Boston	NHL	77	23	50	73	98	7	0	0	0	14
2004-05	Davos	Switz.	40	10	44	54	80	14	4	20	24	29
	Canada	W. Cup	6	1	5	6	0	-	-	-	-	-
	Canada	WC	9	6	10	16	4	-	-	-	-	-
2005-06	San Jose	NHL	58	20	72	92	55	11	2	7	9	12
	Boston	NHL	23	9	24	33	6	-	-	-	-	-
	Canada	Olympics	6	1	2	3	0	-	-	-	-	-
2006-07	San Jose	NHL	82	22	92	114	44	11	1	10	11	10
2007-08	San Jose	NHL	82	29	67	96	59	13	2	8	10	2
2008-09	San Jose	NHL	82	25	61	86	56	6	1	4	5	5
2009-10	San Jose	NHL	79	20	69	89	54	15	3	9	12	18
	Canada	Olympics	7	1	1	2	0	-	-	-	-	-
2010-11	San Jose	NHL	80	21	49	70	47	18	3	14	17	16
2011-12	San Jose	NHL	82	18	59	77	31	5	2	3	5	2
2012-13	San Jose	NHL	48	7	33	40	26	11	2	8	10	2
	Davos	Switz.	33	12	24	36	43	-	-	-	-	-
2013-14	San Jose	NHL	82	11	65	76	32	7	2	1	3	8
2014-15	San Jose	NHL	78	16	49	65	30	-	-	-	-	-
2015-16	San Jose	NHL	82	19	63	82	54	24	3	18	21	10
2016-17	San Jose	NHL	79	7	43	50	51	4	0	2	2	0
	Canada	W. Cup	6	1	1	2	2	-	-	-	-	-
2017-18	San Jose	NHL	47	13	23	36	38	0	0	0	0	0
SHARKS TOTALS			961	228	745	973	577	125	21	84	105	85
NHL TOTALS			1493	397	1030	1427	1194	160	27	96	123	126



1,000TH NHL POINT
4/8/11 at PHX

1,000TH NHL GAME
10/21/11 at NJD

1,400TH NHL GAME
12/20/16 vs CGY

1ST OVERALL DRAFT PICK

Selected in the first round (1st overall) by Boston in the 1997 NHL Entry Draft. Acquired by San Jose from Boston in exchange for Wayne Primeau, Brad Stuart and Marco Sturm on Nov. 30, 2005.

1,000 APPLES

Recorded his 1,000th career assist on March 6, 2017 at WPG, becoming just the 13th player in NHL history to accomplish the feat. 11 of the other 12 players to record 1,000 assists are Hall-of-Famers, and the other is Jaromir Jagr.

700 AS A SHARK

Thornton recorded his 700th assist as a member of the Sharks on Dec. 23, 2016 vs. Edmonton, becoming just the 3rd player in NHL history to record 700 or more assists with a team to which he was traded (John Bucyk, Marcel Dionne).

BREAKING TOP 10

Entering the season, he trails Mario Lemieux by just three assists and needs 10 helpers to crack the top-10 all-time.

12TH ALL-TIME

Enters the season ranked 12th all-time in NHL history in assists and 16th in points.

- 2017-18**
 - Was on pace to record his **highest goal total** (23 goals) since the 2008-09 season before his injury on 1/23 vs. WPG.
 - At the time of his injury, ranked **2nd** on the Sharks in points and goals (tied), **3rd** in assists and **1st** in penalty minutes.
- 2016-17**
 - Finished **2nd** on San Jose in **assists**, which ranked **T-22nd** in the League.
 - **Returned from injury** to play the final four games of the Sharks First Round series vs. Edmonton despite having a **torn ACL and MCL**.
- 2015-16**
 - Became just the **33rd** player in NHL history to reach the **1,300 point** plateau, and joined Jaromir Jagr as the **only two active players** to reach the mark.
 - Only the **7th player in NHL history** who was **age 36+** at the start of a season to record **60+ assists**.
 - **Led the Sharks in points and assists**, finishing T-4th in the NHL in points and 2nd in helpers.
 - Was named to the **NHL Second All-Star Team** for the third time in his career and finished among the vote leaders in several NHL award categories, including: Hart Trophy (5th), Selke Trophy (5th), Lady Byng (20th).
 - Finished **5th** in the NHL in playoff scoring (21 points) and **2nd** in assists (18).
 - Voted the **"Sharks Player of the Year"** and named to **Team Canada** for the World Cup.
- 2014-15**
 - Registered his **900th career assist** on March 19 at Toronto.
- 2013-14**
 - Ranked **2nd** in the NHL in **assists**.
- 2011-12**
 - Became the **266th** player in NHL history to play in **1,000 career games**.

- 2010-11** • Posted his **1,000th career point** on April 8 at Phoenix.
- 2009-10** • Posted his **7th consecutive season of 20+ goals and 50+ assists**, the longest streak for any NHL player since Steve Yzerman and Doug Gilmour had eight season streaks from 1986-1994.
• Helped Team Canada win a **gold medal** at the 2010 Winter Olympics in Vancouver.
- 2007-08** • Became the **fourth** player in NHL history to lead the NHL in assists in three straight seasons, tying Wayne Gretzky, Bobby Orr and Stan Mikita.
- 2006-07** • Became the **third** player in NHL history to have back-to-back 90-assist seasons, joining only Wayne Gretzky and Mario Lemieux.
• **Led** all Western Conference players **in votes** for the 2007 All-Star Game.
- 2005-06** • Became the first Sharks player to win the **Hart Trophy** (MVP) and **Art Ross Trophy** (NHL scoring title).
• Set an NHL record for **most points in a single season** by a player who played for **two different teams** that season.
• Became the **11th** player in NHL history to record 90 assists in a season, and the only to do so with two teams.
- 2004-05** • **Played for Davos in Switzerland** during the work stoppage and helped the team with the league championship.
• Named the **MVP** for Team Canada at the 2005 World Championships.
- 2003-04** • Helped Canada win the **gold medal** at the 2004 World Cup
- 2002-03** • Named the **17th captain** in Bruins history.
• Became just the **third** Bruins player to record 100 points and 100 penalty minutes (Bobby Orr/Ken Hodge).
- 2000-01** • Posted a career-high **37 goals**.
- 1999-00** • **Led the Bruins in goals, assists, points and penalty minutes**, becoming just the second player in team history to accomplish that feat (Jimmy Herberts, 1924-25).
- 1996-97** • Was the **youngest member** of Team Canada's 1997 gold medal-winning World Jr. squad.
- 1995-96** • Named the **top rookie** in Canadian major junior hockey.

JOE THORNTON



2006

Art Ross Trophy



2006

First Team NHL All-Star



2010

Olympics with
Team Canada
(Gold in 2010)



2015-16

2006-07

2005-06

"Sharks Player
of the Year"

2006

Hart Memorial Trophy

2016

2008

2003

Second Team
NHL All-Star

2005

2001

World Championships
with Canada
(Silver in 2005)

2014

2008

2007

"Three Stars of
the Year" Award

2009

2008

2007

2004

2003

2002

All-Star Teams

2016

2004

World Cup
with Canada
(Gold in 2016, 2004)

2009

2007

NHL Player of
the Month
(Nov. '09 - 2nd Star)
(Mar. '07 - 2nd Star)

1997

World Jr.
Championship
with Canada (Gold)

NHL PLAYER OF THE WEEK (with Sharks)

Oct. 25-Oct. 31, 2010 (2nd Star), Nov. 16-22, 2009 (1st Star) March 24-30, 2008 (1st Star), March 3-9, 2008 (3rd Star), March 12-18, 2007 (1st Star), Jan. 2-8, 2007 (3rd Star), April 10-16, 2006 and Dec. 5-Dec. 11, 2005

"SHARKS PLAYER OF THE MONTH"

Jan. 2016, Feb. 2015, Nov. 2013, March 2012, Feb. 2012, Nov. 2009, Dec. 2008, Nov. 2009, Feb. 2007, Dec. 2006, April 2006, Dec. 2005



MARC-EDOUARD VLASIC


44
DEFENSE

SHOOTS: LEFT

HT: 6'1"

WT: 205

BORN: 3/30/87 in
Montreal, Quebec

 @Vlasic44

CAREER HIGHLIGHTS

FIRST

NHL GAME: 10/5/06 vs STL
NHL ASSIST: 10/23/06 at CBJ
NHL GOAL: 11/22/06 vs LAK (Dan Cloutier)

MOST
IN A GAME

POINTS **4** 1 Time Last: 11/17/11 vs DET
GOALS **2** 1 Time Last: 1/16/16 vs DAL
ASSISTS **3** 3 Times Last: 11/20/11 at COL

MOST
CONSECUTIVE GAMES

WITH A POINT **8** 1/26/16 - 2/16/16
WITH A GOAL **2** 3 Times, Last: 1/14/16 - 1/16/16
WITH AN ASSIST **8** 1/26/16 - 2/16/16
PLAYED **253** 1/15/07 - 1/28/10

+5

Best plus/minus, 2 times
Last: 3/11/14 vs TOR

800TH NHL GAME
3/12/17 vs DAL

200TH NHL ASSIST
4/6/17 vs EDM

200TH NHL POINT
12/20/15 at CHI

CAREER STATS

REGULAR SEASON								PLAYOFFS				
SEASON	CLUB	LEAGUE	GP	G	A	PTS	PIM	GP	G	A	PTS	PIM
2003-04	Quebec	QMJHL	41	1	9	10	4	5	0	1	1	0
2004-05	Quebec	QMJHL	70	5	25	30	33	13	2	7	9	2
2005-06	Quebec	QMJHL	66	16	57	73	57	23	5	24	29	10
2006-07	San Jose	NHL	81	3	23	26	18	11	0	1	1	2
2007-08	San Jose	NHL	82	2	12	14	24	13	0	1	1	0
2008-09	Worcester	AHL	1	0	2	2	0	-	-	-	-	-
	San Jose	NHL	82	6	30	36	42	6	0	1	1	0
2009-10	Canada	WC	5	0	0	0	2	-	-	-	-	-
	San Jose	NHL	64	3	13	16	33	15	0	3	3	4
2010-11	San Jose	NHL	80	4	14	18	18	18	0	3	3	4
2011-12	San Jose	NHL	82	4	19	23	40	5	0	0	0	2
2012-13	San Jose	NHL	48	3	4	7	29	11	1	1	2	6
2013-14	San Jose	NHL	81	5	19	24	38	5	1	2	3	0
2014-15	Canada	Olympics	6	0	0	0	0	-	-	-	-	-
	San Jose	NHL	70	9	14	23	23	-	-	-	-	-
2015-16	San Jose	NHL	67	8	31	39	48	24	1	11	12	12
2016-17	San Jose	NHL	75	6	22	28	35	6	0	3	3	2
	Canada	W. Cup	6	0	4	4	4	-	-	-	-	-
2017-18	Canada	WC	10	1	1	2	6	-	-	-	-	-
	San Jose	NHL	81	11	21	32	34	10	0	2	2	6
	Canada	WC	6	1	0	1	0	-	-	-	-	-
	NHL/SHARKS TOTALS		812	53	201	254	348	124	3	28	31	38

**35TH OVERALL
DRAFT PICK**

Selected by San Jose in the
2005 NHL Entry Draft (2nd round, 35th overall).

+ PLAYER

Has been a plus player in 11 of his 12 seasons, and each of the last 10 years.

D-MAN GAME LEADER

Is the Sharks franchise leader in games played by a defenseman, passing Mike Rathje in 2015-16.

2ND IN CLASS

He ranks 2nd amongst all players from the 2005 draft class in games played and plus-minus.



2006-07

NHL All-Rookie Team



2014

Olympics with Team Canada (2014-Gold)



2006-07

Sharks "Rookie of the Year"



2016

World Cup Champion with Canada (2016-Gold)



2011

NHL Player of the Week (Nov. '11 - 2nd Star)



**2018
2017
2012
2009**

World Championships with Canada ('17 - silver medal) ('09 - silver medal)



**2018
2014
2013
2011**

Sharks "Player of the Month" Jan. 2018 Nov. 2014 Oct. 2013 Oct. 2011

MARC-EDOUARD VLASIC

- 2017-18**
- Led the Sharks and ranked **7th** in the NHL in blocked shots (174).
 - Ranked **2nd** among San Jose defensemen in goals (a career high).
 - **Led the Sharks** in shorthanded time on ice per game (2:48) and **2nd** in overall ice time per game (22:32).
 - Despite playing against the opponents' top players each night, took only two minor penalties all season.
- 2016-17**
- Finished **2nd** on the Sharks in **average time on ice per game** (21:14), and ranked **2nd** amongst Sharks defensemen in points, goals, assists (tied), shots on goal (144), and game-winning goals (2).
 - Helped Canada win the **2016 World Cup of Hockey** and the **2017 World Championship silver medal** as the team's alternate captain.
- 2015-16**
- Set a Sharks franchise record for **longest point streak by a defenseman** (8 games, tied w/Burns).
 - Set a **career high in points** and ranked **2nd** on the team in average **time on ice** per game (23:07).
 - **Led** all skaters in **plus/minus** during the playoffs (+14) and **T-4th** in **scoring** amongst blueliners.
- 2014-15**
- Set a **career high in goals** scored and led all Sharks skaters with a **plus-12** rating.
 - Had his **number retired by his junior club**, the Quebec Remparts (QMJHL).
 - Became the **third defenseman** in franchise history to score **back-to-back game-winning goals** with his tallies on Jan. 6 at Minnesota and Jan. 5 at Winnipeg.
- 2013-14**
- Ranked **T-9th** in the NHL in plus/minus (+31) while finishing **12th in voting** for the Norris Trophy and the NHL Postseason All-Star Team.
 - Finished **20th** in voting for the **Lady Byng Trophy**.
 - Helped Canada win the **gold medal** at the 2014 Winter Olympics.
- 2012-13**
- Became the **second player** from the 2005 NHL Draft to play in **500 career games** (Anze Kopitar).
- 2011-12**
- Led the team and ranked **12th** in the league in **blocked shots** (171).
- 2009-10**
- Recorded his **first career fighting major** on Nov. 20 against Daniel Briere of Philadelphia.
- 2006-07**
- Named to the NHL **All-Rookie Team** with Matt Carle, becoming just the second pair of defensive teammates to be named to the squad in the same season (Nicklas Lidstrom and Vladimir Konstantinov in 1991).
 - Was the **youngest defenseman** to play in the NHL in 2006-07.
 - Became the **youngest defenseman** to make the Sharks roster out of training camp **since Brad Stuart** in 1999.
- 2005-06**
- Helped Quebec win the **Memorial Cup**, leading all QMJHL defensemen in points during the playoffs.







JOACHIM BLICHFIELD

(YO-kim BLIK-feld)

LEFT WING | SHOOTS: Right

HEIGHT/WEIGHT: 6' 2"/180 | BORN: 7/17/98 in Frederikshavn, Denmark

Selected by San Jose in the 2016 NHL Draft (7th round, 210th overall).

2017-18: Skated in 56 games for the Winterhawks, recording 56 points (24-32=56), and set a career high in assists and plus/minus (15)...Finished 4th on Portland in goals...Recorded a six game point streak from Jan. 28-Feb. 11 (4-6=10)...PLAYOFFS: made his Calder Cup playoff debut on Apr. 25 at Tucson...2016-17: Represented Denmark in the U20 World Junior Championships... Led team in goals, T-1st in assists... Finished 1st among Winterhawk rookies in goals, 2nd in assists, 1st in points...Paced Portland in playoff goals, T-2nd in assists, T-2nd in points, T-1st in points, 1st in plus/minus (+3)...2015-16: Slated to play the 2016-17 season with the Portland Winterhawks of the WHL...Led all Denmark skaters in points and goals at the U-18 World Jr. Championships...T-12th in the tournament in goals...Finished 3rd on Malmö (U-20) in points and 2nd in goals...2014-15: Split time between Malmö's Elit and Allsvenskan squads, leading both teams in goals and points...Helped Denmark win the gold medal at the U-18 D1A World Jr. Championships.

CAREER STATISTICS

REGULAR SEASON

PLAYOFFS

SEASON	CLUB	LEAGUE	GP	G	A	PTS	PIM	GP	G	A	PTS	PIM
2014-15	Malmö U-18	Sweden Jr.	20	11	5	16	14	-	-	-	-	-
	Malmö U-18 Alls.	Sweden Jr.	17	9	10	19	6	2	0	1	1	0
	Denmark	U-18 D1A	4	0	0	0	0	-	-	-	-	-
2015-16	Malmö U-18 Alls.	Sweden Jr.	2	0	0	0	0	5	5	3	8	2
	Malmö U-20	Sweden Jr.	45	15	13	28	10	3	2	0	2	0
	Denmark	U-18	7	4	2	6	2	-	-	-	-	-
2016-17	Portland	WHL	63	28	30	58	34	11	5	5	10	8
	Denmark	U20	5	3	1	4	0	-	-	-	-	-
2017-18	Portland	WHL	56	24	32	56	51	12	3	6	9	10
	San Jose	AHL	-	-	-	-	-	2	0	0	0	0

Selected by San Jose in the 2016 NHL Draft (7th round, 210th overall).



MICHAEL BRODZINSKI

DEFENSE | SHOOTS: Right

HEIGHT/WEIGHT: 5' 11"/195 | BORN: 5/28/95 in Ham Lake, Minnesota

Selected by San Jose in the 2013 NHL Draft (5th round, 141st overall)

2017-18: Appeared in 45 games for San Jose (AHL)...Scored first AHL goal which stood as the GWG on Oct. 22 at Cleveland...Made Calder Cup playoff debut on Apr. 21 vs. Tucson...2016-17: Skated in 23 games for San Jose's ECHL affiliate the Allen Americans... Recorded his first two pro points (two assists) with Allen at Kalamazoo on Oct. 30... Scored his first pro goal with the Americans at Utah on Nov. 12... Recorded his first two AHL points (two assists) vs. Ontario on Feb. 12...2015-16: Made his pro debut on March 26 vs. San Diego...Named to the Big-10 Second All-Star Team after leading all Minnesota blueliners and with 21 points and ranked T-2nd in power-play goals (3) and 1st in power-play points (11) in 37 games...Finished his collegiate career by playing in 99 games and tallying 48 points (18 goals, 30 assists) and a plus-26 rating...2014-15: Helped Minnesota defeat Michigan, 4-2, in the Big Ten Championship, contributing one assist...Ranked T-5th on the team in plus/minus (10)...2013-14: Appeared in all four NCAA tournament games...T-2nd amongst all team defensemen in goals (6)...Ranked 3rd in the nation in goals (6) and 12th in even strength points (13) amongst all freshman defensemen...Was named Big 10 third star of the week on Nov. 26...2012-13: Participated in Team USA's 2013 National Jr. Evaluation Camp...Named to the USHL All-Rookie and Second All-Star teams...Participated in the USHL Top Prospects Game...Led all USHL defensemen in goals (16) and T-6th in points (33) in his first season in the league...His 16 goals were the most for a USHL defenseman since 2009-10...3rd amongst league blueliners in shots (153)...3rd on Muskegon in points and led the team in power-play goals (9)...His brother, Jonny, was drafted 148th overall in 2013 by Los Angeles, making the brothers the first non-twins taken in the same round of a draft...His father, Mike, played in one game for the University of Minnesota...2011-12: Led Blaine High School in points (33) and assists (20) and T-1st in goals (13)...Participated in the U-17 Five Nations Tournament and helped the U.S. Select Team win the gold medal...2010-11: T-4th in goals (9) and points (23) as Blaine won the 2011 Section Championship.

MICHAEL BRODZINSKI

CAREER STATISTICS			REGULAR SEASON					PLAYOFFS				
SEASON	CLUB	LEAGUE	GP	G	A	PTS	PIM	GP	G	A	PTS	PIM
2009-10	Blaine High	HS	24	2	3	5	12	5	1	0	1	0
2010-11	Team Northeast	MN Elite	21	3	8	11	20	2	0	1	1	2
	Blaine High	HS	25	9	14	23	22	5	5	3	8	0
2011-12	Blaine High	HS	25	13	20	33	26	3	3	0	3	17
	Muskegon	USHL	3	0	1	1	0	-	-	-	-	-
	Team Northwest	HS	20	4	10	14	51	3	1	1	2	2
2012-13	Muskegon	USHL	61	16	17	33	47	3	0	1	1	0
2013-14	Minnesota	Big Ten	26	6	7	13	12	-	-	-	-	-
2015-16	Minnesota	Big Ten	37	8	13	21	34	-	-	-	-	-
	San Jose	AHL	6	0	0	0	6	1	0	0	0	2
2016-17	San Jose	AHL	9	0	3	3	6	-	-	-	-	-
	Allen	ECHL	23	3	7	10	14	6	0	3	3	4
2017-18	San Jose	AHL	45	2	5	7	34	2	0	0	0	0

Selected by San Jose in the 2013 NHL Draft (5th round, 141st overall)



IVAN CHEKHOVICH (CHEH-koh-vihch)

LEFT WING | SHOOTS: Left

HEIGHT/WEIGHT: 5'10"/180 | BORN: 1/4/99 in Yekaterinburg, Russia

Selected by San Jose in the 2017 NHL Draft (7th round, 212th overall).

2017-18: Spent most of the season with Baie-Comeau, setting career highs in goals (29) and points (31)...Finished 2nd on the club in goals, power-play goals (12) and 3rd in points...Recorded a nine-game point streak from Feb. 17-Mar. 9 (7-12=19)...


Registered 17 points over 11 games in February...Scored first career hat-trick

Jan. 26, and set a single game career high with five points (3-2=5)...Joined San Jose on Apr. 4 and recorded nine points in the final six games (6-3=9)...Scored first professional goal in AHL debut on Apr. 4 vs. San Diego...**2016-17:** Represented Russia in the U18 World Junior Championships... Led Russia in goals, T-2nd in assists, T-1st in points... Named a U18 WJC All-Star... Earned a bronze medal... Paced Drakkar goals, assists, points, power-play assists (14)... Finished 5th among QMJHL rookies in goals, 3rd in points...**2015-16:** Represented Russia in the U18 World Junior Championships... Appeared in 19 games with Balashikha... Finished 2nd on Moskva in goals, 6th in assists, T-2nd in points...**2014-15:** Appeared in 31 games, finished 6th in goals, assists, points.

CAREER STATISTICS			REGULAR SEASON					PLAYOFFS				
SEASON	CLUB	LEAGUE	GP	G	A	PTS	PIM	GP	G	A	PTS	PIM
2014-15	Moskva U16	Russia	36	19	23	42	8	-	-	-	-	-
2015-16	Moskva U17	Russia	31	15	9	24	8	-	-	-	-	-
	Balashikha	MHL	19	3	4	7	4	-	-	-	-	-
	Russia U-17	WHC	6	4	3	7	2	-	-	-	-	-
	Russia	U-18	5	0	1	1	2	-	-	-	-	-
2016-17	Baie-Comeau	QMJHL	60	26	33	59	14	-	-	-	-	-
	Russia	U-18	7	5	4	9	4	-	-	-	-	-
2017-18	Baie-Comeau	QMJHL	65	29	31	60	28	5	3	1	4	2
	San Jose	AHL	6	3	6	9	6	4	0	2	2	0

Selected by San Jose in the 2016 NHL Draft (7th round, 210th overall).





SASHA CHMELEVSKI

(CHEH-meh-lehv-skee)

CENTER | **SHOOTS:** Right

HEIGHT/WEIGHT: 6'0"/190 | **BORN:** 6/9/99 in Huntington Beach, California

Selected by San Jose in the 2017 NHL Draft (6th round, 185th overall).

2017-18: Led Ottawa in goals (35), assists (41), and points (76) and finished T-1st in GWG (5)...Recorded a 10-game point streak from Feb. 17-Mar. 10 (6-11=17)...

Appeared in six games for San Jose and recorded first professional goal on Apr. 4 vs. San Diego...2016-17:

Finished 4th on Ottawa in goals, 5th in assists, 4th in points, Finished T-2nd in playoff goals, T-6th in points...**2015-16:** Traded from Sarnia to Ottawa on Jan. 6, 2016... Finished 2nd among Ottawa rookies in goals, assists, points... ranked 2nd among 67 skaters in plus/minus (+11)...**2014-15:** Finished T-3rd in goals, assists, 5th in points.

CAREER STATISTICS			REGULAR SEASON					PLAYOFFS				
SEASON	CLUB	LEAGUE	GP	G	A	PTS	PIM	GP	G	A	PTS	PIM
2014-15	Honeybaked U16	HPHL	25	10	14	24	4	-	-	-	-	-
	Honeybaked U18	HPHL	1	0	0	0	0	-	-	-	-	-
2015-16	Sarnia	OHL	29	9	8	17	2	-	-	-	-	-
	Ottawa	OHL	5	2	0	2	2	-	-	-	-	-
	USA Nat. U-17	USNTDP	6	2	3	5	0	-	-	-	-	-
	USA U-17	WHC	5	2	2	4	0	-	-	-	-	-
2016-17	Ottawa	OHL	58	21	22	43	20	6	2	2	4	2
	USA Nat. U-18	USNTDP	2	0	1	1	2	-	-	-	-	-
2017-18	Ottawa	OHL	68	35	41	76	24	5	1	4	5	4
	San Jose	AHL	6	3	1	4	0	4	1	1	2	0

Selected by San Jose in the 2017 NHL Draft (6th round, 185th overall).



TIM CLIFTON

FORWARD | **SHOOTS:** Right

HEIGHT/WEIGHT: 6'1"/190 | **BORN:** 5/22/92 in Matawan, New Jersey

Signed by San Jose as a free agent on March 19, 2017.

2017-18: Finished with nine points (2-7=9) in 36 games for San Jose...Recorded first professional point Nov. 5 vs. Texas...Scored first pro goal Dec. 12 at Tucson...

Registered first multi-point goal Jan. 27 at San Antonio (0-2=2)...**2016-17:** Made his pro debut on March 25, 2017 at Tucson... As a senior, T-1st on the Bobcats in goals, 6th in assists,

4th in points (25), T-1st in power-play goals (7)...**2015-16:** As a junior, named Second Team All-League... Awarded Quinnipiac's Seventh Man Honor... Named to the ECAC Hockey All-Academic Team... T-1st in power play goals (10)... Ranked 3rd in the ECAC in power play points (18), 1st in plus/minus (+27)... Helped lead QU to a National Championship appearance and scored his teams only goal in a 5-1 loss to North Dakota... **2014-15:** As a sophomore, appeared in 37 games... Named to the ECAC Hockey All-Academic Team... Set career-highs in goals (nine), assists (eight) and points (17)... ranked 4th on the team in goals... Was named ECAC Hockey Player of the Week on Jan. 6, 2015...**2013-14:** As a freshman, appeared in all 40 games... Named to the ECAC Hockey All-Academic Team...**2012-13:** Led the EJHL in goals (30), ranked 5th in points (63), 8th in assists... Won a EJHL Championship (Dineen Cup) with the New Jersey Hitmen.

CAREER STATISTICS			REGULAR SEASON					PLAYOFFS				
SEASON	CLUB	LEAGUE	GP	G	A	PTS	PIM	GP	G	A	PTS	PIM
2011-12	New Jersey Hitmen	EJHL	39	14	30	44	37	6	3	6	9	4
2012-13	New Jersey Hitmen	EJHL	40	30	32	62	32	3	2	2	4	2
2013-14	Quinnipiac University	ECAC	40	3	7	10	35	-	-	-	-	-
2014-15	Quinnipiac University	ECAC	37	9	8	17	45	-	-	-	-	-
2015-16	Quinnipiac University	ECAC	39	19	24	43	56	-	-	-	-	-
2016-17	Quinnipiac University	ECAC	39	13	12	25	44	-	-	-	-	-
	San Jose	AHL	8	0	0	0	0	-	-	-	-	-
2017-18	San Jose	AHL	36	2	7	9	9	-	-	-	-	-

Signed by San Jose as a free agent on March 19, 2017.



NICK DeSIMONE

DEFENSE | **SHOOTS:** Right

HEIGHT/WEIGHT: 6'2" / 185 | **BORN:** 11/21/94 in East Amherst, New York

Signed by San Jose as a free agent on March 30, 2017.

2017-18: Finished T-3rd in goals (6) and points (20) among San Jose defensemen...

Recorded first professional assist on Oct. 7 at Stockton...Scored first pro GWG on Jan. 15 vs. Bakersfield...Was one of two Barracuda defensemen to score shorthanded...2016-17: Made his pro debut vs. Manitoba on April 1, 2017... Scored his first pro

goal on April 15, 2017 at BAK (Nick Ellis)...Finished 14th among rookies in playoff points, T-3rd among rookie d-men... Among Union defensemen, ranked T-1st in goals, 3rd in assists, 2nd in points, 2nd in plus/minus (+13)...**2015-16:** As a sophomore, named to the ECAC Hockey All-Academic Team... Among Dutchmen, finished T-1st in power-play points (nine), 2nd in assists (14)... Among defensemen, recorded the 7th most points in the ECAC...**2014-15:** As a freshman, finished 3rd in the ECAC among rookie defensemen in points (11)...**2013-14:** Named to the OJHL First All-Star Team... Finished 2nd among OJHL defensemen in points (51).

CAREER STATISTICS

REGULAR SEASON

PLAYOFFS

SEASON	CLUB	LEAGUE	GP	G	A	PTS	PIM	GP	G	A	PTS	PIM
2012-13	Connecticut Oilers	EJHL	37	5	10	15	24	2	1	0	1	2
2013-14	Buffalo Jr. Sabres	OJHL	52	13	38	51	30	11	4	2	6	8
2014-15	Union College	ECAC	35	2	9	11	10	-	-	-	-	-
2015-16	Union College	ECAC	36	4	14	18	16	-	-	-	-	-
2016-17	Union College	ECAC	38	9	10	19	16	-	-	-	-	-
	San Jose	AHL	4	1	0	1	0	13	1	5	6	0
2017-18	San Jose	AHL	59	6	14	20	8	4	0	1	1	2

Signed by San Jose as a free agent on March 30, 2017.



CODY DONAGHEY (dunn-ah-HEE)

DEFENSE | **SHOOTS:** Right

HEIGHT/WEIGHT: 6'1" / 190 | **BORN:** 5/10/1996 in St. John's, Newfoundland

Acquired by San Jose with Mike Hoffman and a fifth round selection in the 2020 NHL Draft in exchange for Mikkel Boedker, Julius Bergman and a sixth round selection in the 2020 NHL Draft.

2017-18: Made AHL debut with Belleville Nov. 11...Spent most of the season with

Brampton (ECHL), recording 16 points (9-7=16) in 54 contests...2016-17: Split season

with Charlottetown and Sherbrooke after being traded to Sherbrooke...Totalled 40 points (11-29=40)...**2015-16:** Split season with Halifax and Moncton...Helped lead Moncton to QMJHL semi-finals, totaling eight points (1-7=8)...Finished 2nd among Wildcat skaters in playoff assists...**2014-15:** Ranked 3rd among Quebec defensemen in power-play goals (3)...**2013-14:** Led team in points and ranked 3rd in assists...Significantly improved in second QMJHL season, earning 29 assists and 38 points...**2012-13:** Split time with Rouyn-Noranda and Quebec...Scored first QMJHL goal Oct. 28, 2012...

CAREER STATISTICS


REGULAR SEASON

PLAYOFFS

SEASON	CLUB	LEAGUE	GP	G	A	PTS	PIM	GP	G	A	PTS	PIM
2012-13	Rouyn-Noranda	QMJHL	24	3	6	4	-	-	-	-	-	-
	Quebec Ramparts	QMJHL	14	0	1	1	4	-	-	-	-	-
2013-14	Quebec Ramparts	QMJHL	67	9	29	38	24	5	1	7	8	0
2014-15	Quebec Ramparts	QMJHL	27	4	11	15	24	-	-	-	-	-
2015-16	Halifax	QMJHL	21	4	7	11	33	-	-	-	-	-
	Moncton	QMJHL	30	7	19	26	30	17	1	7	8	16
2016-17	Charlottetown	QMJHL	37	10	25	35	26	-	-	-	-	-
	Sherbrooke	QMJHL	15	1	4	5	13	-	-	-	-	-
2017-18	Belleville	AHL	1	0	0	0	0	-	-	-	-	-
	Brampton	ECHL	54	9	7	16	20	-	-	-	-	-

Signed by Toronto as a free agent, Sept. 20, 2014. Acquired by Ottawa with Dion Phaneuf, Matt Frattin, Casey Bailey and Ryan Rupert from Toronto in exchange for Jared Cowen, Colin Greening, Milan Michalek and Tobias Lindberg along with a second-round selection (59th overall) in the 2017 NHL Draft. **Acquired by San Jose with Mike Hoffman and a fifth round selection in the 2020 NHL Draft in exchange for Mikkel Boedker, Julius Bergman and a sixth round selection in the 2020 NHL Draft.**





CAVAN FITZGERALD

DEFENSE | **SHOOTS:** Left

HEIGHT/WEIGHT: 6' / 190 | **BORN:** 8/23/96 in Boston, Massachusetts

Signed by San Jose as a free agent on Oct. 7, 2015.

2017-18: Appeared in first professional season, recording 13 points (four goals, nine assists) in 46 games...Registered first pro point Nov. 1 at Ontario...Scored first pro goal Nov. 5 vs. Texas...**2016-17:** Among Cataractes defensemen, finished 1st in goals, 3rd in assists, 3rd in points, 2nd in plus/minus (+23), 1st in power-play goals (9), 2nd in power-play

assists (13)...Among defensemen ranked 3rd in the QMJHL in goals...**2015-16:** Traded from Halifax to Shawinigan (QMJHL) mid season...T-10th in points amongst defensemen in QMJHL...Led Shawinigan to the QMJHL final and notched 20 points in 21 playoff games...**2014-15:** Led all Halifax blueliners in points and ranked T-4th amongst all QMJHL rookie defensemen...He added 10 points (all assists) in 14 playoff games, again pacing team defensemen in scoring...His plus-7 rating in the playoffs led the team...**2013-14:** Led Summerside team defensemen in points...Made his QMJHL debut.

CAREER STATISTICS

REGULAR SEASON

PLAYOFFS

SEASON	CLUB	LEAGUE	GP	G	A	PTS	PIM	GP	G	A	PTS	PIM
2011-12	Cape Breton	NSMMHL	35	5	12	17	24	3	1	1	2	4
2012-13	Cape Breton	NSMMHL	35	4	21	25	30	5	0	3	3	4
2013-14	Summerside	MJHL	47	9	24	33	46	5	3	4	7	15
	Halifax	QMJHL	3	1	0	1	0	4	0	0	0	0
2014-15	Halifax	QMJHL	40	4	27	31	17	14	0	10	10	2
2015-16	Halifax	QMJHL	32	10	16	26	25	-	-	-	-	-
	Shawinigan	QMJHL	28	5	14	19	21	21	3	7	20	8
2016-17	Shawinigan	QMJHL	47	15	25	40	20	-	-	-	-	-
2017-18	San Jose	AHL	46	4	9	13	32	-	-	-	-	-

Signed by San Jose as a free agent on Oct. 7, 2015.



MATT FONTEYNE

LEFT WING | **SHOOTS:** Left

HEIGHT/WEIGHT: 5' 11" / 180 | **BORN:** 11/30/97 in Wetaskiwin, Alberta

Signed by San Jose (AHL) as a free agent on Apr. 9, 2018.

2017-18: Recorded career highs in goals (35), assists (53), points (88) and plus/minus (27)...Finished 2nd on the Silvertips in goals, points and plus/minus and 3rd in assists...Recorded two separate nine-game point streaks...Registered five-assist game on Jan. 15...Finished his Everett career 3rd in all-time games (340), 4th in assists (127), 4th in plus/minus (+42) and 5th in points (209)...**PLAYOFFS:** Helped lead Everett to the WHL Finals, recording 23 points in 22 games...**2016-17:** Finished T-3rd on Everett in goals (20) and plus/minus (19)...Recorded points in six straight games to start the season (3-5=8)...**2015-16:** Led Everett in assists (32) and finished 3rd in points (48) and 4th in goals (16)...**2014-15:** Finished second full season with 15 points (seven goals and eight points)...**2013-14:** Appeared in first full WHL season, recording nine points...Scored first WHL goal Oct. 18...**2012-13:** Made WHL debut and recorded first point Mar. 16.

CAREER STATISTICS

REGULAR SEASON

PLAYOFFS

SEASON	CLUB	LEAGUE	GP	G	A	PTS	PIM	GP	G	A	PTS	PIM
2012-13	Everett	WHL	2	0	1	1	0	-	-	-	-	-
2013-14	Everett	WHL	61	4	5	9	10	5	0	0	0	5
2014-15	Everett	WHL	69	7	8	15	10	11	1	1	2	0
2015-16	Everett	WHL	72	16	32	48	28	9	3	5	8	6
2016-17	Everett	WHL	64	20	27	47	18	10	2	2	4	6
2017-18	Everett	WHL	72	35	53	88	22	22	9	14	23	4

Signed by San Jose (AHL) as a free agent on Apr. 9, 2018.





ZACH FRYE

DEFENSE | SHOOTS: Left

HEIGHT/WEIGHT: 6' 1"/200 | BORN: 3/25/94 in Spokane, Washington

Signed by San Jose (AHL) as a free agent on Mar. 8, 2018

2017-18: Made professional debut with San Jose (AHL) Mar. 9, 2018 vs. CLE...
Registered first pro point in debut...Spent most of the season with Alaska-Fairbanks...
Named to WCHA First All-Star team...Led Alaska-Fairbanks in goals,

assists and points...2016-17: Finished season 1st on team in assists (15) and 2nd on team in points (20)...**2015-16:** Named to WCHA All-Academic team...Finished 2nd among team defensemen in assists and points...**2014-15:** Completed first NCAA season with Alaska-Fairbanks, registering eight points (2-6=8)...**2013-14:** Led USHL in penalty minutes... Led Stars defensemen in goals and finished T-6th among USHL blueliners...**2012-13:** Was T-3rd among Lincoln defensemen in goals...**2011-12:** Recorded four points (1-3=4) with 64 penalty minutes in 35 contests...**2010-11:** Appeared in first USHL season with three assists.

CAREER STATISTICS

SEASON	CLUB	LEAGUE	REGULAR SEASON					PLAYOFFS				
			GP	G	A	PTS	PIM	GP	G	A	PTS	PIM
2010-11	Lincoln Stars	USHL	15	0	3	3	17	-	-	-	-	-
2011-12	Lincoln Stars	USHL	35	1	3	4	64	7	0	0	0	18
2012-13	Lincoln Stars	USHL	57	3	8	11	169	5	0	0	0	2
2013-14	Lincoln Stars	USHL	38	9	18	27	214	-	-	-	-	-
2014-15	U. of Alaska-Fairbanks	WCHA	29	2	6	8	33	-	-	-	-	-
2015-16	U. of Alaska-Fairbanks	WCHA	36	3	12	15	42	-	-	-	-	-
2016-17	U. of Alaska-Fairbanks	WCHA	36	5	15	20	79	-	-	-	-	-
2017-18	U. of Alaska-Fairbanks	WCHA	35	11	23	34	100	-	-	-	-	-
	San Jose	AHL	11	0	2	2	25	1	0	0	0	0

Signed by San Jose (AHL) as a free agent on Mar. 8, 2018



THOMAS GREIGORE (greh-G'WAHR)

DEFENSE | SHOOTS: Right

HEIGHT/WEIGHT: 5' 11"/185 | BORN: 7/15/98 in Sherbrooke, Quebec

Signed by San Jose (AHL) as a free agent on July 10, 2018

2017-18: Finished T-1st among QMJHL defensemen in assists and T-8th in goals (12)...
Led Sherbrooke in assists, points and power-play assists (26)...Collected 50 assists
for the second straight season...Joined San Jose and made Calder Cup playoff debut

Apr. 25 at Tucson...2016-17: Collected 54 assists and was one of four QMJHL defensemen to recorded 50 assists...Finished 2nd among defensemen in power-play assists (33), 3rd in assists and 4th in points (64)...Recorded a career high 11-game point streak Oct. 28-Nov. 22 (3-15=18)...**2015-16:** Registered 15 points (one goal, 14 assists) in second QMJHL season...**2014-15:** Scored first QMJHL goal Nov. 29...Recorded first point Oct. 20...Made Sherbrooke debut Sept. 12.

CAREER STATISTICS

SEASON	CLUB	LEAGUE	REGULAR SEASON					PLAYOFFS				
			GP	G	A	PTS	PIM	GP	G	A	PTS	PIM
2014-15	Sherbrooke	QMJHL	62	2	8	10	40	6	0	0	0	6
2015-16	Sherbrooke	QMJHL	49	1	14	15	21	5	0	3	3	4
2016-17	Sherbrooke	QMJHL	66	10	54	64	26	-	-	-	-	-
2017-18	Sherbrooke	QMJHL	67	12	57	69	39	11	0	6	6	2
	San Jose	AHL	-	-	-	-	-	1	0	0	0	0

Signed by San Jose (AHL) as a free agent on July 10, 2018





NOAH GREGOR (GREH-gor)

CENTER | **SHOOTS:** Left

HEIGHT/WEIGHT: 6' 0"/180 | **BORN:** 7/28/98 in Edmonton, Alberta

Selected by San Jose in the 2016 NHL Draft (4th round, 111th overall).

2017-18: Split season with **Moose Jaw** and **Victoria**...**Finished 3rd on Victoria in total goals (29) and GWG (5)**...**PLAYOFFS:** **Finished T-1st on Victoria in goals (6) and points (12)**...**Made Calder Cup playoff debut Apr. 19...****2016-17:** Finished 3rd on the Warriors in

goals, 4th in assists, 3rd in points...Added two tallies in seven playoff games...**2015-16:** Ranked 2nd in the WHL in points, T-1st in assists and 4th in goals amongst rookie skaters...His 15 power-play goals ranked 2nd and his five game-winning goals ranked T-3rd amongst first-year WHL players...Ranked 3rd on his team in goals, assists and points...Selected to the CHL Top Prospects Game...Represented Canada at the U-18 World Jr. Championships...**2014-15:** An injury limited him to 10 games in his first season with Moose Jaw...**2013-14:** Led the Albert Midget Hockey League in goals and points in only 35 games...Named to the AMHL Second All-Star Team...**2012-13:** Helped his team with the Alberta Cup Championship.

CAREER STATISTICS

REGULAR SEASON

PLAYOFFS

SEASON	CLUB	LEAGUE	GP	G	A	PTS	PIM	GP	G	A	PTS	PIM
2013-14	Leduc AAA	AMHL	35	21	30	51	26	-	-	-	-	-
2014-15	Moose Jaw	WHL	10	2	4	6	0	-	-	-	-	-
2015-16	Moose Jaw	WHL	72	28	45	73	33	10	3	6	9	4
	Canada	U-18	5	0	2	2	2	-	-	-	-	-
2016-17	Moose Jaw	WHL	52	27	34	61	29	7	2	0	2	0
2017-18	Moose Jaw	WHL	30	14	22	36	27	-	-	-	-	-
	Victoria	WHL	30	15	14	29	29	11	6	6	12	8
	San Jose	AHL	-	-	-	-	-	1	0	0	0	0

Selected by San Jose in the 2016 NHL Draft (4th round, 111th overall).



JAYDEN HALBGEWACHS (HALB-guh-walks)

CENTER | **SHOOTS:** Left

HEIGHT/WEIGHT: 5'8", 165 | **BORN:** 3/22/97 in Emerald Park Saskatchewan

Signed by San Jose as a free agent, Dec. 28, 2017

2017-18: Was the first player to score 70 goals in the WHL since Pavel Brendl in 1998-99...Led the WHL in goals, power-play goals (27), points (129) and GWG (11)...

Earned CHL Top Scorer Award and Bobby Clarke Trophy, named to WHL East First All-Star Team...Finished WHL career with 280 points (139-141=280), 4th all-time among Moose Jaw skaters...Helped Moose Jaw earn the Scotty Munro Memorial Trophy (WHL Regular Season Champion)...Named WHL player of the Week twice and CHL player of the week once...**2016-17:** Was one of five players to score 50 goals...Finished the season T-3rd in goals, 5th in points (101) in the league and led team in both categories...Named to WHL East Second All-Star team...Earned Moose Jaw co-Player of the Year, Top Scorer and Most Sportsmanlike Player awards...**2015-16:** Finished 4th on team in GWG...Completed season with 41 points (15-26=41) in 69 games...**PLAYOFFS:** Registered 15 points (9-6=15) in 10 games...Led Moose Jaw in goals and T-3rd in points...**2014-15:** Completed first full season in WHL with eight points (4-4=8) in 59 games...**2013-14:** Spent most of the season with SMHL club, recording 66 points in 42 games...**2012-13:** Made WHL debut Dec. 27...Skated in 42 games for SMHL club, scoring 36 points in 42 games.

CAREER STATISTICS

REGULAR SEASON

PLAYOFFS

SEASON	CLUB	LEAGUE	GP	G	A	PTS	PIM	GP	G	A	PTS	PIM
2012-13	Regina	SMHL	42	13	23	36	8	8	1	1	2	4
	Moose Jaw	WHL	1	0	0	0	0	-	-	-	-	-
2013-14	Regina	SMHL	42	28	38	66	12	9	6	4	10	2
	Moose Jaw	WHL	4	0	1	1	0	-	-	-	-	-
2014-15	Moose Jaw	WHL	59	4	4	8	6	-	-	-	-	-
2015-16	Moose Jaw	WHL	69	15	26	41	4	10	9	6	15	4
2016-17	Moose Jaw	WHL	71	50	51	101	27	7	1	2	3	0
2017-18	Moose Jaw	WHL	72	70	59	129	12	14	4	4	8	6

Signed by San Jose as a free agent, Dec. 28, 2017



JOSEF KORENAR (YO-sef KOR-en-ahsh)

GOALTENDER | **CATCHES:** Left

HEIGHT/WEIGHT: 6'1"/185 | **BORN:** 1/31/98 in Pelhrimov, Czech Republic

Signed by San Jose as a free agent on July 14, 2017

2017-18: Represented Czech at World Junior Championships, appearing in six games...Split season with HC Dukla and HC Benatky...2016-17: Appeared in 32 games for Lincoln, posting a 14-11-4 record along with a 2.22 goals-against average, .925 save percentage,

two shutouts... finished T-2nd in the league in save percentage, 3rd in goals against... **2015-16:** Split time between HC Dukla U-18 and U-20... represented the Czech Republic at both the U-18 World Jr. Championships and the Ivan Hlinka Memorial Tournament. Helped Czech's earn a silver medal at the European Youth Olympic Winter Festival.

CAREER STATISTICS

SEASON	CLUB	LEAGUE	GP	W	L	OT	MINS	GA	SO	GAA	GP	W	L	O	MINS	GA	SO	GAA
2014-15	HC Dukla U18	Czech	23	-	-	-	-	-	-	2.25	2	-	-	-	-	-	-	2.52
	HC Dukla U20	Czech	5	-	-	-	-	-	-	4.53	1	-	-	-	-	-	-	5.00
2015-16	HC Dukla U18	Czech	3	-	-	-	-	-	-	2.00	-	-	-	-	-	-	-	-
	HC Dukla U20	Czech	24	-	-	-	-	-	-	3.28	3	-	-	-	-	-	-	3.02
2016-17	Czech U18		5	-	-	-	-	-	-	3.97	-	-	-	-	-	-	-	-
	Lincoln	USHL	32	14	11	0	1783	66	2	2.22	-	-	-	-	-	-	-	-
2017-18	HC Dukla	Czech	9	4	5	0	494	18	1	2.19	-	-	-	-	-	-	-	-
	HC Benatky	Czech2	22	-	-	-	-	-	-	-	-	-	-	-	-	-	-	-
	Czech U-20		6	-	-	-	267	20	0	4.49	-	-	-	-	-	-	-	-

Signed by San Jose as a free agent on July 14, 2017



VLADISLAV KOTKOV

FORWARD | **SHOOTS:** Right

HEIGHT/WEIGHT: 6'4"/210 | **BORN:** 1/8/00 in Moscow, Russia

Signed by San Jose as a free agent, July 6, 2018

2017-18: Ranked 2nd on the team in goals, assists and points, and finished 6th in the league in points among rookie skaters...2016-17: Split time among three clubs, most notably Moscow U-17...Finished 5th on the club in assists and scored 26 points (10-16=26) in 18 contests...**2015-16:** Led club in assists and points and was T-1st in scoring.

CAREER STATISTICS

		REGULAR SEASON							PLAYOFFS					
SEASON	CLUB	LEAGUE	GP	G	A	PTS	PIM		GP	G	A	PTS	PIM	
2015-16	CSKA Moscow U-16	Russia	33	26	33	59	49		-	-	-	-	-	
2016-17	CSKA Moscow U-17	Russia	18	10	16	26	12		-	-	-	-	-	
	CSKA Moscow U-18	Russia	5	5	3	8	2		-	-	-	-	-	
	Moscow	Russia	19	1	2	3	4		-	-	-	-	-	
2017-18	Chicoutimi	QMJHL	61	21	28	49	20		6	0	2	2	2	

Signed by San Jose as a free agent, July 6, 2018



JONATHON MARTIN

RIGHT WING | **SHOOTS:** Right

HEIGHT/WEIGHT: 6'2" / 215 | **BORN:** 8/23/95 in Winnipeg, Manitoba

Signed by San Jose as a free agent on March 2, 2016.

2017-18: Skated in 53 contests for San Jose (AHL) and recorded 11 points...**2016-17:**

Scored his first professional goal on Dec. 17, 2016 vs. Bakersfield (Nick Ellis)...Appeared in seven games for San Jose's ECHL affiliate the Allen Americans...**2015-16:** Made his professional debut on

Mar. 26 vs. San Diego...As captain of Swift Current, posted career highs in goals, assists and points...Led the team in goals (7) in the WHL, points and ranked 2nd in penalty minutes...Named the WHL's Player of the Week for the week ending Oct. 18... Was traded to Swift Current four games into the season...**2014-15:** Ranked T-4th on the team in plus/minus (+9)...Led the team in penalty minutes...**2013-14:** Led the team in penalty minutes...**2012-13:** Paced the team in penalty minutes...**2011-12:** Ranked 2nd on the team amongst rookies in games played and goals...Represented Canada Western in the 2012 World U-17 Hockey Challenge.

CAREER STATISTICS

REGULAR SEASON

PLAYOFFS

SEASON	CLUB	LEAGUE	GP	G	A	PTS	PIM	GP	G	A	PTS	PIM
2011-12	Kootenay	WHL	59	6	4	10	52	2	0	0	0	-2
	Canada Western	WHC U-17	5	2	0	2	18	-	-	-	-	-
2012-13	Kootenay	WHL	68	9	7	16	97	5	0	0	0	10
2013-14	Kootenay	WHL	63	10	8	18	105	13	2	1	3	8
2014-15	Kootenay	WHL	56	7	17	24	86	6	0	2	2	2
2015-16	Kootenay	WHL	4	3	1	4	6	-	-	-	-	-
	Swift Current	WHL	66	38	31	69	74	-	-	-	-	-
	San Jose	AHL	8	0	0	0	2	3	0	0	0	0
2016-17	San Jose	AHL	26	2	3	5	23	-	-	-	-	-
	Allen	ECHL	7	2	2	4	12	-	-	-	-	-
2016-17	San Jose	AHL	26	2	3	5	23	-	-	-	-	-
	Allen	ECHL	7	2	2	4	12	-	-	-	-	-
2017-18	San Jose	AHL	53	4	7	11	54	1	0	0	0	0

Signed by San Jose as a free agent on March 2, 2016.



COLBY McAULEY

FORWARD | **SHOOTS:** Left

HEIGHT/WEIGHT: 6'0" / 185 | **BORN:** 5/28/95 in Sherwood Park, Alberta

Signed by San Jose (AHL) as a free agent on May 9, 2017.

2016-17: Made his professional debut on April 4, 2017 at Stockton... recorded his first AHL assist in his first professional game... Appeared in two Calder Cup playoff games... Set a career high in games played (69) with Prince George (WHL), goals (26), assists (29), points (55), plus/minus (+16), playoff

games played (6), playoff goals (4), playoff assists (4), playoff points (8), playoff penalty minutes. (8)... Led Prince George in playoff goals, points, T-1st in power play goals (1)...**2015-16:** Led the WHL in penalty minutes (156)...**2014-15:** Finished 5th on Prince George in penalty minutes, 1st among rookies.

CAREER STATISTICS

REGULAR SEASON

PLAYOFFS

SEASON	CLUB	LEAGUE	GP	G	A	PTS	PIM	GP	G	A	PTS	PIM
2013-14	Sherwood Park	AMHL	33	13	16	29	65	-	-	-	-	-
	Spruce Grove	AJHL	6	2	1	3	6	-	-	-	-	-
2014-15	Prince George	WHL	57	5	6	11	75	5	0	0	0	0
2015-16	Prince George	WHL	66	13	17	30	156	4	0	0	0	0
2016-17	Prince George	WHL	68	26	29	55	87	6	4	4	8	8
	San Jose	AHL	4	0	2	2	0	2	0	0	0	0
2017-18	San Jose	AHL	28	4	4	8	34	4	0	0	0	4
	Allen	ECHL	34	8	12	20	72	-	-	-	-	-

Signed by San Jose (AHL) as a free agent on May 9, 2017.



JOHN MCCARTHY

LEFT WING | SHOOTS: Left

HEIGHT/WEIGHT 6' 1"/195 | **BORN:** 8/9/86 in Boston, Massachusetts

Signed by San Jose (AHL) as a free agent on July 11, 2016.

2017-18: Was one of four AHL players to represent Team USA at the Pyeongchang Olympics...Skated in five games, recording two PIM...Registered 26 points (10-16=26) in 56 games for San Jose (AHL)...Finished T-1st on San Jose in plus/minus (8)...

2016-17: T-1st on the Barracuda in games played... Scored the second most goals of his career in a single season... Finished the season 3rd on the team in goals... **2015-16:** Made one NHL appearance on Oct. 24 vs Carolina... Finished 3rd on San Jose Barracuda (AHL) in points, T-5th in goals and set a new career high in assists... **2014-15:** Finished the season ranked T-1st all-time in games played for Worcester with 277 (Nick Petrecki, 277), 1st in points with 151, 1st in goals with 63...Set franchise record in goals (61) and added an assist on March 21 vs. Lehigh Valley...Set franchise record for most points (145) by scoring twice, adding assist, +2, and was #1 star on March 11 at Bridgeport...Scored his first goal of the season for Worcester, fired a game high five shots, played in his 250th game as a member of the Worcester Sharks on Jan. 31 vs. Providence... Reassigned by St. Louis to Worcester from Chicago (AHL) on Jan 14... **2013-14:** Posted two points (1-1=2), four PIM's, 49 shots, and averaged 11:03 TOI in 36 games with San Jose this season...Was a significant contributor on the Sharks sixth-ranked penalty kill, averaging 1:11 of ice time per game...In 13 games with Worcester, McCarthy had seven points (3-4=7) and a plus-one rating in 13 games... **2012-13:** 7th in points (25), 8th in goals (9) and 6th in assists (16) in 65 games as Worcester's captain...3rd on the team in shots (128) and went 2-for-5 in the shootout (one shootout determining goal)... **2011-12:** Reached the 20-goal mark for the first time in his career, which led Worcester...First on team in points and 3rd in plus/minus (+7)...Named the Worcester Sharks Team MVP...Served as an alternate captain...Led all forwards with 199 shots on goal...Added 17 points on the power play (6-11-17)... **2010-11:** Scored his first career goal on Oct. 23 at Edmonton (Nikolai Khabibulin)...Registered his first NHL point (assist) at Colorado on Oct. 21... **2009-10:** Made his NHL debut on Jan. 9 vs. Detroit and played 11:06...Member of Worcester's "Crazed Rats" Line (with Dan DaSilva and Andrew Desjardins) which won the team's Unsung Heroes Award...Named to The Hockey News East All-Rookie Team...Led team and was 5th in the AHL with a +36... **2008-09:** Co-captain of the National Champions...Set career highs in goals, assists and points...Recipient of 2009 John B. Simpson Award, given to a BU senior on the basis of enthusiastic senior leadership...Received BU's "Unsung Hero" Award for the second time... **2007-08:** Five of his seven points were within the conference... **2006-07:** Appeared in all 39 games...Scored one power play goal, the first of his collegiate career... **2005-06:** Scored four points in his freshman year at Boston University... **2004-05:** Tied for team lead in games played.

CAREER STATISTICS

REGULAR SEASON

PLAYOFFS

SEASON	CLUB	LEAGUE	GP	G	A	PTS	PIM	GP	G	A	PTS	PIM
2004-05	Des Moines	USHL	60	8	10	18	32	-	-	-	-	-
2005-06	Boston University	HE	32	2	2	4	12	-	-	-	-	-
2006-07	Boston University	HE	39	2	3	5	18	-	-	-	-	-
2007-08	Boston University	HE	38	4	3	7	24	-	-	-	-	-
2008-09	Boston University	HE	45	6	23	29	24	-	-	-	-	-
2009-10	Worcester	AHL	74	15	27	42	39	11	2	3	5	10
	San Jose	NHL	4	0	0	0	0	-	-	-	-	-
2010-11	San Jose	NHL	37	2	2	4	8	-	-	-	-	-
	Worcester	AHL	25	7	5	12	13	-	-	-	-	-
2011-12	San Jose	NHL	10	0	0	0	10	-	-	-	-	-
	Worcester	AHL	65	20	27	47	41	-	-	-	-	-
2012-13	Worcester	AHL	65	9	16	25	12	-	-	-	-	-
2013-14	San Jose	NHL	36	1	1	2	4	-	-	-	-	-
	Worcester	AHL	13	3	4	7	9	-	-	-	-	-
2014-15	Chicago	AHL	25	5	3	8	11	-	-	-	-	-
	Worcester	AHL	35	9	9	18	8	-	-	-	-	-
2015-16	San Jose	AHL	67	16	29	45	22	4	0	0	0	0
	San Jose	NHL	1	0	0	0	0	-	-	-	-	-
2017-18	San Jose	AHL	56	10	16	26	18	4	0	0	0	0
	USA	Olympics	5	0	0	0	2	-	-	-	-	-
	NHL/Sharks Totals		88	3	3	6	22	-	-	-	-	-

Selected by San Jose in the 2006 NHL Entry Draft (7th round, 202nd overall). Signed by St. Louis as a free agent on July 8, 2014. Signed by San Jose as a free agent on July 2, 2015. Signed by San Jose (AHL) as a free agent on July 11, 2016.





RYAN MERKLEY

DEFENSE | **SHOOTS:** Right

HEIGHT/WEIGHT: 5'11"/170 | **BORN:** 8/14/00 in Mississauga, Ontario

Selected by San Jose in the 2018 NHL Draft (1st round, 21st overall).

2017-18: Finished 2nd among league defensemen in assists (54), 3rd in points (67) and T-7th in goals (13)...Named to Team Canada for Hlinka Memorial tournament, helping win gold...2016-17: Led rookies in points (55) and assists (43)...Finished 7th among defensemen in assists and eighth in points...Earned Rookie of the Year Award...Named to OHL First

All-Rookie Team...Drafted 1st overall by Guelph in the 2016 OHL Priority Draft.

CAREER STATISTICS

REGULAR SEASON

PLAYOFFS

SEASON	CLUB	LEAGUE	GP	G	A	PTS	PIM	GP	G	A	PTS	PIM
2016-17	Guelph	OHL	62	12	43	55	50	-	-	-	-	-
2017-18	Guelph	OHL	63	13	54	67	63	6	1	5	6	10

Selected by San Jose in the 2018 NHL Draft (1st round, 21st overall).



FRANCIS PERRON

FORWARD | **SHOOTS:** Left

HEIGHT/WEIGHT: 6'0"/180 | **BORN:** 4/18/1996 in Laval, Quebec

Acquired by San Jose along with Erik Karlsson from Ottawa in exchange for Chris Tierney, Dylan DeMelo, Rudolfs Balcers, Josh Norris and a conditional 2019 second round draft selection, a conditional 2020 first round draft selection and a conditional 2021 second round draft selection on Sept. 13, 2018.

2017-18: Appeared in 44 games for Belleville and registered 15 points...2016-17:

Made his AHL debut on Oct. 15 and recorded first two AHL assists against Hershey...Scored first AHL goal on Oct. 22 vs. Rochester...Led Binghamton rookies in assists and finished second in goals and points...**2015-16:** Helped lead Rouyn-Noranda to QMJHL Championship with 33 points (12g, 21a) in 18 games...Named to QMJHL First All-Star Team, earned the Michel Briere Trophy for QMJHL Most Valuable Player...Led QMJHL in playoff assists and points and was recipient of Guy Lafleur Trophy as the QMJHL Playoffs MVP...Awarded CHL Memorial Cup Most Sportsmanlike Player and recorded eight points (2g, 6a) in five games during Memorial Cup run...Completed regular season with second most assists and points and was T-sixth in goals...**2014-15:** Led club in assists and finished second on club in points and third in goals...**2013-14:** Completed season second on Rouyn-Noranda in assists and fourth in points...**2012-13:** Led club rookies in goals, assists and points.

CAREER STATISTICS

REGULAR SEASON

PLAYOFFS

SEASON	CLUB	LEAGUE	GP	G	A	PTS	PIM	GP	G	A	PTS	PIM
2012-13	Rouyn-Noranda	QMJHL	57	7	11	18	28	5	1	1	2	7
2013-14	Rouyn-Noranda	QMJHL	68	16	39	55	32	9	1	7	8	4
2014-15	Rouyn-Noranda	QMJHL	64	29	47	76	39	6	3	4	7	14
2015-16	Rouyn-Noranda	QMJHL	62	41	67	108	38	18	12	21	33	11
2016-17	Binghamton	AHL	68	6	20	26	14	-	-	-	-	-
2017-18	Belleville	AHL	44	4	11	15	26	-	-	-	-	-

Selected by Ottawa in the seventh round (190th overall) in the 2014 NHL Draft. **Acquired by San Jose along with Erik Karlsson from Ottawa in exchange for Chris Tierney, Dylan DeMelo, Rudolfs Balcers, Josh Norris and a conditional 2019 second round draft selection, a conditional 2020 first round draft selection and a conditional 2021 second round draft selection on Sept. 13, 2018.**



FILIP SANDBERG

FORWARD | **SHOOTS:** Right

HEIGHT/WEIGHT: 5'10"/190 | **BORN:** 7/23/94 in Stockholm, Sweden

Signed by San Jose as a free agent on May 23, 2017.

2017-18: Made North American debut with San Jose (AHL) on Oct. 17 at STK... Recorded two assists in debut...Scored first AHL goal on Oct. 14 vs. SA...2016-17:

Helped lead HV17 to a Swedish Hockey League Championship... T-1st in games played (52), 9th in goals (8), 3rd in assists (17), 6th in points (25), 7th in plus/minus (+17)... During the postseason, T-2nd in goals (6), T-2nd in assists (8), 1st in points (14)...**2015-16:** T-1st on HV17 in games played (52), T-5th in goals (9), T-8th in assists (12), 7th in points (21)...**2014-15:** Led HV17 in games played, T-6th in plus/minus (+4)...**2013-14:** Represented team Sweden in the U-20 World Junior Championships, won silver medal...**2012-13:** Represented team Sweden in the U-20 World Junior Championships, won silver medal.

CAREER STATISTICS

REGULAR SEASON

PLAYOFFS

SEASON	CLUB	LEAGUE	GP	G	A	PTS	PIM	GP	G	A	PTS	PIM
2010-11	HV71 Elit	Sweden Jr.	12	9	11	20	31	-	-	-	-	-
	HV71 Allsvenskan	Sweden Jr.	5	1	3	4	4	-	-	-	-	-
	HV71 SuperElit	Sweden Jr.	29	2	7	9	12	5	0	0	0	0
2011-12	HV71 Elit	Sweden Jr.	1	0	1	1	0	-	-	-	-	-
	HV71 Allsvenskan	Sweden Jr.	3	2	0	2	2	-	-	-	-	-
	HV71 SuperElit	Sweden Jr.	43	14	20	34	48	-	-	-	-	-
2012-13	HV71 J20	Sweden Jr.	33	24	29	53	20	7	3	5	8	4
	HV71	Sweden	15	1	1	2	0	-	-	-	-	-
	Sweden	U-20	6	2	0	2	0	-	-	-	-	-
2013-14	HV71 J20	Sweden Jr.	14	8	11	19	8	4	4	4	8	0
	HV71	Sweden	30	1	4	5	8	8	0	0	0	0
	VIK Vasteras	Sweden	10	1	2	3	2	-	-	-	-	-
	Sweden	U-20	6	0	0	0	4	-	-	-	-	-
2014-15	HV71	Sweden	55	6	12	18	8	6	0	1	1	0
2015-16	HV71	Sweden	52	9	12	21	14	6	1	2	3	2
2016-17	HV71	Sweden	52	8	17	25	16	16	6	8	14	4
2017-18	San Jose	AHL	45	7	7	14	16	2	0	0	0	0

Signed by San Jose as a free agent on May 23, 2017





ALEX SCHOENBORN (SHANE-born)

RIGHT WING | **SHOOTS:** Right

HEIGHT/WEIGHT: 6' 1"/200 | **BORN:** 12/12/95 in Minot, North Dakota

Selected by San Jose in the 2014 NHL Draft (3rd round, 72nd overall).

2017-18: Primarily spent last season with Allen (ECHL)...Appeared in five games for San Jose (AHL)...**2016-17:** Split time between Allen (ECHL) and San Jose (AHL)... Scored his first professional goal on Oct. 29, 2016 vs. Bakersfield (Nick Ellis)...

2015-16: Made pro debut on April 1 vs. Bakersfield...Ranked 2nd on Portland in points, 2nd on team in goals and T-3rd in power-play goals...

Named an alternate captain for Portland...Set career highs in goals, assists and points...Was the only player on his team to post 20 more goals and 50 or more penalty minutes...**2014-15:** Appeared in all 17 of his team's playoff games, recording the third-most penalty minutes (18), as his team advanced to the third round of the 2015 WHL Playoffs...Ranked 3rd on his team in penalty minutes (66), 6th in goals (15), 9th in points (33) and 10th in assists (18), despite missing time due to injury...**2013-14:** Increased his offensive output in his second WHL season, finishing the year ranked 8th on his team in goals (18) and 10th in points (36)...Led the team in penalty minutes (121)...One of only two players on his team to play in all 72 regular season games...Advanced to the WHL championship game with the Winterhawks, playing in all 21 games and finishing 2nd on the team in penalty minutes (41)...**2012-13:** In his first season in the WHL, accrued 22 penalty minutes in 20 games and registered two points (1-1=2).

CAREER STATISTICS

REGULAR SEASON

PLAYOFFS

SEASON	CLUB	LEAGUE	GP	G	A	PTS	PIM	GP	G	A	PTS	PIM
2012-13	Portland	WHL	20	1	1	2	22	-	-	-	-	-
	Wenatchee	NAHL	10	0	1	1	34	-	-	-	-	-
2013-14	Portland	WHL	72	18	18	36	121	21	3	2	5	41
2014-15	Portland	WHL	49	15	18	33	66	17	3	1	4	18
2015-16	Portland	WHL	67	27	30	57	80	4	1	0	1	8
	San Jose	AHL	1	0	0	0	0	-	-	-	-	-
	Allen	ECHL	2	0	1	1	0	-	-	-	-	-
2016-17	San Jose	AHL	29	1	3	4	25	-	-	-	-	-
	Allen	ECHL	6	2	0	2	7	-	-	-	-	-
2017-18	San Jose	AHL	5	1	1	2	4	-	-	-	-	-
	Allen	ECHL	42	6	9	15	42	-	-	-	-	-

Selected by San Jose in the 2014 NHL Draft (3rd round, 72nd overall).



ALEX TRUE

FORWARD | **SHOOTS:** Left

HEIGHT/WEIGHT: 6'5"/200 | **BORN:** 7/17/97 in Copenhagen, Denmark

Signed by San Jose as a free agent on July 18, 2018.

2017-18: Made professional debut with San Jose (AHL)...Finished 2nd among San Jose rookies in goals (15) and points (28) and 3rd in assists (13)...Finished 3rd overall on San Jose in goals and 4th in points...Registered first pro points (two assists) Oct. 13 vs. GR...Scored first pro goal Oct. 14 vs. SA...Registered seven points (3-4=7) in six games in April...**2016-17:** Represented Denmark in the U20 World Junior Championships... Helped lead Seattle to a WHL Championship... finished third on Seattle in goals (25), 8th in points (40), 7th in penalty minutes (38), T-1st in goals (12), 6th in assists (10), 5th in points (22)...

Named Seattle's Most Dedicated Player...**2015-16:** Represented Denmark in the U20 World Junior Championships... Finished T-3rd in playoff goals (6), T-5th (10)...**2014-15:** Represented Denmark in both the U20 and U18 World Junior Championships.

CAREER STATISTICS

REGULAR SEASON

PLAYOFFS

SEASON	CLUB	LEAGUE	GP	G	A	PTS	PIM	GP	G	A	PTS	PIM
2012-13	Rungsted U-17	Denmark Jr.	14	15	14	29	9	4	1	4	5	0
	Rungsted U-20	Denmark Jr.	12	3	4	7	0	2	2	2	4	0
2013-14	Rungsted U-17	Denmark Jr.	16	38	24	62	4	3	2	8	10	8
	Gladstaxe U-20	Denmark Jr.	-	-	-	-	-	-	-	-	-	-
	Rungsted IK	Denmark2	25	10	12	22	14	-	-	-	-	-
2014-15	Rungsted	Denmark	11	0	0	0	0	-	-	-	-	-
	Denmark	U-18	6	1	0	1	2	-	-	-	-	-
	Seattle	WHL	38	6	6	12	14	6	2	0	2	0
	Denmark	U-18	5	2	3	5	4	-	-	-	-	-
2015-16	Denmark	U-20	5	0	0	0	0	-	-	-	-	-
	Seattle	WHL	65	14	18	32	26	18	6	4	10	6
	Denmark	U-20	5	1	1	2	6	-	-	-	-	-
2016-17	Seattle	WHL	66	25	15	40	38	20	12	10	22	16
	Denmark	U-20	8	2	2	4	0	-	-	-	-	-
2017-18	San Jose	AHL	68	15	13	28	33	4	1	0	1	4

Signed by San Jose as a free agent on July 18, 2018.



JEFFREY VIEL

FORWARD | **SHOOTS:** Left

HEIGHT/WEIGHT: 6'2"/205 | **BORN:** 1/28/97 in Rimouski, Quebec

Signed by San Jose (AHL) as a free agent, May 7, 2018

2017-18: Helped lead Acadie-Bathurst to the QMJHL Championship and the CHL Memorial Cup Title...Registered 10 points (3-7=10) in four Memorial Cup games and was named to Memorial Cup All-Star team...Earned QMJHL Playoffs MVP, scoring 23 points (14-9=23) in 20 games...Led Titan in goals and points in QMJHL playoffs, and finished 2nd among skaters in points in Memorial Cup...Finished regular season 2nd on Titan in goals (39) and led club in PIM (127)...Was the only player to amass 100 PIM and 60 points during the season...**2016-17:** Named Captain for Acadie-Bathurst...Finished 2nd on club in goals (35)...**2015-16:** Led team in goals (33) and finished 2nd in PIM (132)...**2014-15:** Appeared in first full QMJHL season, registering 18 points (8-10=18) in 64 contests...Finished second on Acadie-Bathurst in PIM (121)...**2013-14:** Made QMJHL debut with Sherbrooke Dec. 15, 2013.

CAREER STATISTICS

REGULAR SEASON

PLAYOFFS

SEASON	CLUB	LEAGUE	GP	G	A	PTS	PIM	GP	G	A	PTS	PIM
2013-14	Antoine-Girouard	QMAAA	42	22	23	45	80	3	1	0	1	12
	Sherbrooke	QMJHL	8	0	0	0	2	-	-	-	-	-
2014-15	Acadie-Bathurst	QMJHL	64	8	10	18	121	-	-	-	-	-
2015-16	Acadie-Bathurst	QMJHL	66	33	23	56	132	5	2	5	7	4
2016-17	Acadie-Bathurst	QMJHL	63	35	25	60	117	11	10	5	15	16
2017-18	Acadie-Bathurst	QMJHL	58	39	23	62	127	20	14	9	23	34

Signed by San Jose (AHL) as a free agent, May 7, 2018



EVAN WEINGER

RIGHT WING | **SHOOTS:** Right

HEIGHT/WEIGHT: 6'0"/195 | **BORN:** 4/18/97 in El Segundo, California

Signed by San Jose (AHL) as a free agent on Mar. 3, 2018

2017-18: Spent season primarily with Brandon...Finished 3rd on team in goals and points...**2016-17:** Completed season with 38 points (20-18=38)...**2015-16:** Appeared in 63 contests, recording 25 points (10-15=25)...**2014-15:** Helped lead Portland to WHL Western Conference Finals...Led Portland rookies in playoff scoring with six points (1-5=6).

CAREER STATISTICS

REGULAR SEASON

PLAYOFFS

SEASON	CLUB	LEAGUE	GP	G	A	PTS	PIM	GP	G	A	PTS	PIM
2014-15	Portland	WHL	61	7	19	26	27	17	1	5	6	2
2015-16	Portland	WHL	63	10	15	25	33	4	0	0	0	0
2016-17	Portland	WHL	62	20	18	38	37	9	2	2	4	8
2017-18	Portland	WHL	1	0	0	0	0	-	-	-	-	-
	Brandon	WHL	64	31	26	57	23	11	3	4	7	6

Signed by San Jose (AHL) as a free agent on Mar. 3, 2018





MANUEL WIEDERER (VEE-der-uhr)

CENTER | **SHOOTS:** Right

HEIGHT/WEIGHT: 6'1"/180 | **BORN:** 11/21/96 in Deggendorf, Germany
Selected by San Jose in the 2016 NHL Draft (5th round, 150th overall).

2017-18: Made professional debut with San Jose (AHL)...Finished 3rd among San Jose rookies in goals (9)...Recorded first AHL goal Oct. 17 at STK...Registered first AHL assist Dec. 13 at TUC...2016-17: Traded from Moncton to Rouyn-Noranda on Dec. 23,

2016...Finished 3rd on the Huskies in goals, 4th in points, 2nd in power-play goals (10), 2nd in shorthanded goals (4)...**2015-16:** Finished 3rd on the team in goals, assists and points in his first season in the QMJHL...Ranked 2nd on the team in plus/minus (+23)...Led the team in goals and points during the playoffs, ranking T-4th overall in the league in playoff goals...**2014-15:** Earned his first call-up to Germany's top league, appearing in 29 games with Straubing...Represented Germany at the World Jr. Championships...**2013-14:** Led the U-18 German league in points, finishing with 29 more than the next closest skater...Finished 6th in goals scored in German's third men's league...Tied for the team lead in goals and T-2nd in points for Germany at the U-18 World Jr. Championships.

CAREER STATISTICS

REGULAR SEASON

PLAYOFFS

SEASON	CLUB	LEAGUE	GP	G	A	PTS	PIM	GP	G	A	PTS	PIM
2013-14	Deggendorf	Germany3	40	12	12	24	16	-	-	-	-	-
	Deggendorf U-18	Germany Jr. U-18	22	51	75	126	66	3	4	11	15	4
	Germany	U-18	6	3	2	5	2	-	-	-	-	-
2014-15	Kaufbeuren	Germany2	15	2	4	6	10	-	-	-	-	-
	Straubing	Germany	29	1	1	2	31	-	-	-	-	-
	Germany	U-20	5	0	0	0	2	-	-	-	-	-
2015-15	Moncton	QMJHL	54	29	35	64	41	17	12	4	16	12
	Germany	U-20 D1A	5	0	1	1	2	-	-	-	-	-
2016-17	Moncton	QMJHL	30	15	15	30	23	-	-	-	-	-
	Rouyn-Noranda	QMJHL	30	14	9	23	6	12	4	6	10	16
2017-18	San Jose	AHL	52	9	7	16	30	4	1	0	1	15
	Germany	WC	5	0	0	0	6	-	-	-	-	-

Selected by San Jose in the 2016 NHL Draft (5th round, 150th overall).



KYLE WOOD

DEFENSE | **SHOOTS:** Right

HEIGHT/WEIGHT: 6'5"/220 | **BORN:** 5/4/96 in Waterloo, Ontario

Acquired from Arizona in exchange for forward Adam Helewka, June 14, 2018.

2017-18: Finished 3rd among Tucson defensemen in goals (3) and plus/minus (12)...

2016-17: Named to the 2017 AHL All-Star team and the AHL All-Rookie team...Finished the season T-1st among rookie defensemen in goals (14) and power-play goals (11), 3rd in points (43) and 4th in assists (29)...Was named rookie of the month in October after posting eight points (2-6=8) in five

contests...**2015-16:** Spent most of the season with North Bay...Ranked 2nd among Battalion defensemen in goals, assists and points...**2014-15:** Among North Bay blueliners, ranked 2nd in goals (16) and points (40)...**2013-14:** Helped lead North Bay to OHL Finals, appearing in 22 contests and registering 10 points (2-8=10)...Led all rookies in playoff assists and points and was T-5th goals...**2012-13:** Made OHL debut, appearing in 16 games.

CAREER STATISTICS

REGULAR SEASON

PLAYOFFS

SEASON	CLUB	LEAGUE	GP	G	A	PTS	PIM	GP	G	A	PTS	PIM
2012-13	Brampton	OHL	16	1	1	2	8	5	0	0	0	2
2013-14	North Bay	OHL	33	2	10	12	21	22	2	8	10	6
2014-15	North Bay	OHL	67	16	24	40	18	15	1	10	11	2
2015-16	North Bay	OHL	49	8	31	39	18	11	2	11	13	2
	Springfield	AHL	2	0	0	0	2	-	-	-	-	-
2016-17	Tucson	AHL	68	14	29	43	16	-	-	-	-	-
2017-18	Tucson	AHL	49	3	16	19	16	2	0	0	0	0

Selected by Colorado in the 2014 NHL Draft (3rd round, 84th overall). Traded to Arizona with Alex Tanguay and Conner Bleackley for Mikkel Boedker, Feb. 29, 2016. **Acquired from Arizona in exchange for Adam Helewka, June 14, 2018.**

KARLIS CUKSTE (CAR-lis CHUCK-stuh)

DEFENSE | **SHOOTS:** Left | **HEIGHT/WEIGHT:** 6' 1"/205 | **BORN:** 6/17/97 in Riga, Latvia
Selected by San Jose in the 2015 NHL Draft (5th round, 130th overall).

2017-18: Completed second full season with Quinnipiac... Was one of three defensemen to appear in all 38 contests for the team...**2016-17:** Represented Latvia in the U20 World Junior Championships... In six games, finished 2nd on Latvia in goals, 1st among d-men, T-1st in assists, 2nd in points, 1st in points among d-men... Ranked 10th among Bobcats in points, 3rd among defensemen, 2nd among freshmen... **2015-16:** Recorded four goals and 11 assists during his first season in the USHL... His three assists and plus-5 rating in five games for Latvia during the U-20 World Jr. Championships (D1A) were T-1st, as Latvia won the gold medal... Named Best Defenseman during the U-20 World Jr. Championships (D1A)... **2014-15:** Lone player on HK Riga and one of just six players in the MHL to appear in all 56 games during his rookie season... T-2nd on Latvia in points (6) at the U-18 World Jr. Championships... Ranked 2nd amongst all defensemen in points at the U-18 World Jr. Championships... Won a bronze medal with Latvia at the U-20 World Jr. Championships (D1A)... **2013-14:** Ranked 1st among SK Riga 18 defensemen in goals (9), assists (14) and points (23)... Won a gold medal with Latvia at the U-18 World Jr. Championships (D1A)... **2012-13:** Helped SK Riga 16 win the Latvia U-18 Championship, registering 9 goals and 11 assists in 19 games... Ranked 1st among team defensemen in goals, assists, points (20) and plus/minus (+24)... Finished 1st in the league in points from a defenseman.

CAREER STATISTICS

CAREER STATISTICS			REGULAR SEASON					PLAYOFFS				
SEASON	CLUB	LEAGUE	GP	G	A	PTS	PIM	GP	G	A	PTS	PIM
2012-13	SK Riga	Latvia U18	19	9	11	20	24	-	-	-	-	-
2013-14	SK Riga	Latvia U20	22	9	14	23	16	-	-	-	-	-
2014-15	Latvia	U-18 D1A	5	1	1	2	0	-	-	-	-	-
	HS Prizma	Latvia U18	3	2	2	4	0	-	-	-	-	-
	HK Riga	MHL	56	7	8	15	40	3	0	0	0	0
	Latvia	U-18 D1A	6	2	4	6	8	-	-	-	-	-
2015-16	Latvia	U-20 D1A	5	1	2	3	2	-	-	-	-	-
	Chicago	USHL	44	4	11	15	10	-	-	-	-	-
	Latvia U20	U-20 D1A	5	0	3	3	6	-	-	-	-	-
	2016-17	Quinnipiac University	ECAC	38	5	10	15	47	-	-	-	-
2017-18	Latvia	U20	6	1	2	3	8	-	-	-	-	-
	Quinnipiac University	ECAC	38	3	10	13	10	-	-	-	-	-

Selected by San Jose in the 2015 NHL Draft (5th round, 130th overall).

ZACHARY EMOND

GOALTENDER | **CATCHES:** Left | **HEIGHT/WEIGHT:** 6'3"/165 | **BORN:** 6/20/00 in St. Cyprien, Quebec
Selected by San Jose in the 2018 NHL Draft (6th round, 176th overall).

2017-18: Appeared in first full QMJHL season... Faced season-high 48 shots Jan. 12, stopping 47 in 4-1 win... **2016-17:** Named to QMAAA Second All-Star team... Made QMJHL debut, Jan. 4, 2017, stopping 27 of 29 shots in 5-2 win... Won both starts... **2015-16:** Appeared in 21 contests for the Albatros.

CAREER STATISTICS

CAREER STATISTICS			REGULAR SEASON							PLAYOFFS						
SEASON	CLUB	LEAGUE	GP	W-L-O	MINS	GA	GAA	SV%	GP	W-L	MINS	GA	SO	GAA	SV%	
2015-16	College Notre Dame	QMAAA	21	-	-	-	-	.882	-	-	-	-	-	-	-	
2016-17	College Notre Dame	QMAAA	25	-	-	-	2.29	.926	4	-	-	-	-	1.79	.949	
2017-18	Rouyn-Noranda	QMJHL	2	2-0-0	120	4	2.00	.913	-	-	-	-	-	-	-	
	Rouyn-Noranda	QMJHL	24	9-10-4	1400	74	3.26	.897	-	-	-	-	-	-	-	

Selected by San Jose in the 2018 NHL Draft (6th round, 176th overall).



MARIO FERRARO

DEFENSE | SHOOTS: Left | **HEIGHT/WEIGHT:** 5'11"/185 | **BORN:** 9/17/98 in King City, Ontario
Selected by San Jose in the 2017 NHL Draft (2nd round, 49th overall).

2017-18: Named to Hockey East All-Rookie team...Led UMass defensemen in assists and points...2016-17: Will attend UMASS (Hockey East) in 2017-18... Named to the USHL All-Rookie Team... Named a USHL First All-Star... Ranked 2nd on the Bucs in points... Among USHL defensemen, finished T-1st in goals, 2nd in assists, 2nd in points, 2nd in power play assists (16)...**2015-16:** Among OJHL defensemen, ranked T-4th in assists among, 9th in points... Finished T-1st on the Patriots in assists, T-3rd in points...**2014-15:** Helped win a OJHL Championship... Had a goal, three assists, 16 penalty minutes in 22 playoff games

CAREER STATISTICS

CAREER STATISTICS			REGULAR SEASON					PLAYOFFS				
SEASON	CLUB	LEAGUE	GP	G	A	PTS	PIM	GP	G	A	PTS	PIM
2014-15	Toronto	OJHL	43	1	11	12	28	22	1	3	4	16
2015-16	Toronto	OJHL	51	6	34	40	46	-	-	-	-	-
2016-17	Des Moines	USHL	60	8	33	41	42	3	0	0	0	0
2017-18	U-Mass Amherst	HE	39	4	19	23	20	-	-	-	-	-

Selected by San Jose in the 2017 NHL Draft (2nd round, 49th overall).

EMIL GALIMOV (gah-LEE-mawv)

LEFT WING | SHOOTS: Left | **HEIGHT/WEIGHT:** 6' 1"/175 | **BORN:** 5/9/92 in Nizhnekamsk, Russia
Selected by San Jose in the 2013 NHL Draft (7th round, 207th overall)

2017-18: Led club in goals (15) and finished 3rd in points (29)... 2016-17: Appeared in 42 games, collected nine points, 24 penalty minutes...**2015-16:** Recorded new career-highs in assists, points, plus/minus (+21) and penalty minutes...T-10th in the KHL with a plus-10...**2014-15:** Appeared in 50+ games for first time in his career...Ranked 6th on his team in plus/minus (+7)...Finished 10th on Lokomotiv in points (18)...**2013-14:** Finished 4th on the team in goals (7) and 7th on the team in points (12)...Ended the postseason 7th on the team in plus/minus (+2)...**2012-13:** Spent time between the KHL and its minor leagues (VHL and MHL), posting 12-15=27 in 40 combined games...T-5th on Lokomotiv (KHL) in points (20) despite playing in just 33 games...T-8th on the team in goals (8) and 4th in assists (13)...5th on the team in plus/minus (+8) and spent most of the year on the team's first line...**2011-12:** Tied for the Lokomotiv (VHL) team lead with nine goals and T-3rd in points (13) despite playing in just 17 games...T-4th on Lokomotiv in playoff points (5) in 10 games...Scored one goal in six games at the 2011 Subway Super Series...Began the season with Neftekhimik (KHL) before joining Lokomotiv...**2010-11:** 6th on Reaktor (MHL) in goals (11) despite playing in just 27 games...Tied for the team lead with three playoff goals...Made his KHL debut with Neftekhimik...**2009-10:** T-7th on Russia in points (3) in seven games at the U-18 World Junior Championships.

CAREER STATISTICS

CAREER STATISTICS			REGULAR SEASON					PLAYOFFS				
SEASON	CLUB	LEAGUE	GP	G	A	PTS	PIM	GP	G	A	PTS	PIM
2009-10	Reaktor	MHL	32	6	4	10	69	1	0	1	1	0
	Russia	U-18	7	2	1	3	10	-	-	-	-	-
2010-11	Nefekhimik	KHL	18	1	1	2	4	-	-	-	-	-
	Reaktor	MHL	27	11	7	18	34	5	3	0	3	27
2011-12	Nefekhimik	KHL	8	0	0	0	2	-	-	-	-	-
	Reaktor	MHL	9	5	4	9	33	-	-	-	-	-
	Lokomotiv	VHL	17	9	4	13	12	10	2	3	5	10
	Lokomotiv	MHL	8	4	5	9	2	-	-	-	-	-
2012-13	Lokomotiv	KHL	33	7	13	20	10	6	0	2	2	6
	Lokomotiv	VHL	5	4	1	5	4	-	-	-	-	-
	Lokomotiv	MHL	2	1	1	2	2	-	-	-	-	-
2013-14	Lokomotiv	KHL	43	7	5	12	24	18	1	3	4	8
2014-15	Lokomotiv	KHL	54	9	9	18	26	6	0	2	2	8
2015-16	Lokomotiv	KHL	49	9	14	23	52	5	0	1	1	2
2015-16	Lokomotiv	KHL	49	9	14	23	52	5	0	1	1	2
2016-17	Lokomotiv	KHL	42	5	4	9	24	4	0	1	1	6
2017-18	Nefekhimik	KHL	45	15	14	29	38	-	-	-	-	-

Selected by San Jose in the 2013 NHL Draft (7th round, 207th overall).



JAKE JACKSON

LEFT WING | **SHOOTS:** Left | **HEIGHT/WEIGHT:** 5' 11"/190 | **BORN:** 12/5/94 in Oakdale, Minnesota
Selected by San Jose in the 2013 NHL Draft (7th round, 201st overall)

2017-18: Helped lead Michigan Tech to second straight WCHA Championship...Recorded four points (3-1=4) in six WCHA Playoff games...2016-17: During his sophomore season, set career highs in goals, assists, points, penalty minutes, plus/minus (+8)...**2015-16:** Recorded one goal in 11 games as a freshman at Michigan Tech...Recorded a season-best four shots vs. Laurentian on October 10...**2014-15:** Led the team in playoff goals (8) and ranked T-3rd in playoff points (14)...T-5th in the BCHL in playoff goals...T-2nd on his team in points (54) and 3rd in goals (24) and assists (30)...Committed to Michigan Tech (NCAA) in the Fall of 2014...**2013-14:** Played in 42 games, registering eight points (2-6=8) and 20 PIM's in his first season with Des Moines...**2012-13:** Has committed to Michigan Tech (NCAA) in the fall of 2014...Will play for Sioux City (USHL) in 2013-14...Named a finalist for Minnesota's Mr. Hockey award...Led Tartan High School goals (29), points (56) and game-winning goals (5) and ranked 2nd in assists (27)...Scored a hat trick in Tartan's lone playoff game...Joined Waterloo (USHL) at the end of the season and scored one goal in two games...**2011-12:** Led the team in goals (24) and points (43) in 25 games...3rd in assists (19)...**2010-11:** Led the team in goals (15), points (25) and T-2nd in assists (10).

CAREER STATISTICS

			REGULAR SEASON					PLAYOFFS				
SEASON	CLUB	LEAGUE	GP	G	A	PTS	PIM	GP	G	A	PTS	PIM
2010-11	Tartan High	HS	25	15	10	25	18	1	1	0	1	0
2011-12	Tartan High	HS	25	24	19	43	28	2	1	0	1	2
2012-13	Metro Northeast	MEPDL	11	3	1	4	0	-	-	-	-	-
	Tartan High	HS	25	29	27	56	10	1	3	0	3	0
	Team Northeast	HS	21	10	4	14	10	-	-	-	-	-
2013-14	Waterloo	USHL	2	1	0	1	0	-	-	-	-	-
	Des Moines	USHL	42	2	6	8	20	-	-	-	-	-
2014-15	Nanaimo	BCHL	52	24	30	54	34	22	8	6	14	10
2015-16	Michigan Tech	WCHA	11	1	0	1	17	-	-	-	-	-
2016-17	Michigan Tech	WCHA	41	10	6	16	20	-	-	-	-	-
2017-18	Michigan Tech	WCHA	39	13	13	26	16	-	-	-	-	-

Selected by San Jose in the 2013 NHL Draft (7th round, 201st overall).

LINUS KARLSSON

CENTER | **SHOOTS:** Right | **HEIGHT/WEIGHT:** 6' 1"/180 | **BORN:** 11/16/99 in Eksjö, Sweden
Selected by San Jose in the 2018 NHL Draft (3rd round, 87th overall)

2017-18: Finalist for J20 SuperElit League's best forward (Richard Gynge Trophy) award...T-1st in goals (27) in SuperElit...Led skaters in points (27) and T-1st in goals (14) in J20 SuperElit Forts...2016-17: Primarily spent season with Boro/Vetlanda in Division 2...Led club in goals and points and T-1st in assists...**2015-16:** Recorded 21 points with Boro/Vetlanda J18 club in 11 contests (13-8=21)...**2014-15:** Split season with J18 and J20 clubs...Paced J20 club in goals (20) and points (29)...Led J18 team in goals, assists and points. .

CAREER STATISTICS

			REGULAR SEASON					PLAYOFFS				
SEASON	CLUB	LEAGUE	GP	G	A	PTS	PIM	GP	G	A	PTS	PIM
2014-15	Boro/Vetlanda J18	Sweden Jr.	20	13	19	32	42	-	-	-	-	-
	Boro/Vetlanda J20	Sweden Jr.	22	20	9	29	30	-	-	-	-	-
2015-16	Boro/Vetlanda J18	Sweden Jr.	11	13	8	21	12	-	-	-	-	-
	Boro/Vetlanda J20	Sweden Jr.	6	4	4	8	6	-	-	-	-	-
	Boro/Vetlanda	Sweden Jr.	20	4	3	7	2	-	-	-	-	-
2016-17	Boro/Vetlanda J18	Sweden Jr.	3	5	5	10	6	-	-	-	-	-
	Boro/Vetlanda J20	Sweden Jr.	3	2	4	6	27	-	-	-	-	-
	Boro/Vetlanda	Sweden Jr.	31	21	23	44	32	-	-	-	-	-
2017-18	Karlskrona J20	Sweden Jr.	42	27	25	52	26	6	2	2	4	10
	Karlskrona J20	Sweden	13	0	1	1	2	-	-	-	-	-

Selected by San Jose in the 2018 NHL Draft (3rd round, 87th overall)



JAKE KUPSKY

GOALTENDER | **CATCHES:** Left | **HEIGHT/WEIGHT:** 6' 3"/205 | **BORN:** 10/27/95 in Waukesha, Wisconsin

Selected by San Jose in the 2015 NHL Draft (7th round, 193rd overall).

2017-18: Named to ECAC Third All-Star Team...2016-17: Appeared in nine games, going 3-4-1... set a career high in minutes played...**2015-16:** Appeared in 10 games as a freshman, compiling a 2-3-1 record...Became the first goaltender in program history to post a shutout in his first career start...Named to the ECAC Hockey All-Academic Team...ECAC Hockey Goaltender of the Week for the week ending on Oct. 20...**2014-15:** 8th in the NAHL in goals-against average (2.16) and save percentage (.911)...3rd in goals-against average (1.86) and T-3rd in save percentage (.930) in the NAHL playoffs...Played in nine of 10 playoff games for Lone Star...Committed to Union College in the Fall...**2013-14:** First player in his high school's history to earn a college scholarship for hockey...3rd in the USHS in save percentage (.944)...**2012-13:** Played in a career-best 23 games for Waukesha High(19)...**2010-11:** Led the team in goals (15), points (25) and T-2nd in assists (10).

CAREER STATISTICS

REGULAR SEASON

PLAYOFFS

SEASON	CLUB	LEAGUE	GP	W-L-O-SO	MIN	GA	SO	GAA	SV%	GP	W-L	MIN	GA	GAA	SV%
2010-11	Waukesha High	USHS	9	-	-	-	-	4.02	.879	1	-	-	-	0.00	1.000
2011-12	Waukesha High	USHS	10	-	-	-	-	1.55	.949	1	-	-	-	2.04	.935
2012-13	Waukesha High	USHS	23	-	-	-	-	2.28	.918	3	-	-	-	1.94	.947
2013-14	Waukesha High	USHS	22	-	-	-	-	1.60	.944	3	-	-	-	1.00	.962
2014-15	Lone Star	NAHL	30	19-4-2-2	1670	60	2	2.16	.911	9	6-3	581	18	1.86	.930
2015-16	Union College	ECAC	10	2-3-1	450	24	1	3.20	.891	-	-	-	-	-	-
2016-17	Union College	ECAC	9	3-4-1-0	468	31	0	3.98	.878	-	-	-	-	-	-
2017-18	Union College	ECAC	25	11-11-2-0	1482	60	0	2.43	.917	-	-	-	-	-	-

Selected by San Jose in the 2015 NHL Draft (7th round, 193rd overall).

JOHN LEONARD

LEFT WING | **SHOOTS:** Left | **HEIGHT/WEIGHT:** 5' 11"/185 | **BORN:** 8/7/98 in Amherst, Massachusetts

Selected by San Jose in the 2018 NHL Draft (6th round, 182nd overall).

2017-18: Led UMass skaters in points (28) and T-1st in goals...Named Hockey East Pro Ambitions Rookie of the month in March...Earned Hockey East Rookie of the Week twice and Player of the Week once in his freshman season...2016-17: Ranked T-3rd on Green Bay in goals (19)...**2015-16:** Finished first USHL season, registering nine points...Named to USHL/NHL Top Prospects game in 2015.

CAREER STATISTICS

REGULAR SEASON

PLAYOFFS

SEASON	CLUB	LEAGUE	GP	G	A	PTS	PIM	GP	G	A	PTS	PIM
2015-16	Green Bay	USHL	48	5	4	9	10	4	0	0	0	0
2016-17	Green Bay	USHL	58	19	15	34	20	-	-	-	-	-
2017-18	U-Mass Amherst	HE	33	13	15	28	10	-	-	-	-	-

Selected by San Jose in the 2018 NHL Draft (6th round, 182nd overall)

JACOB MCGREW

RIGHT WING | **SHOOTS:** Right | **HEIGHT/WEIGHT:** 5'10"/190 | **BORN:** 2/25/99 in Orange, California

Selected by San Jose in the 2017 NHL Draft (6th round, 159th overall).

2017-18: Finished 2nd among WHL rookies in goals (19) and 7th in points (38)...Led Spokane rookies in goals and points and was 2nd in assists...2016-17: Appeared in six preseason games for Spokane before suffering a season ending lower-body injury...**2015-16:** Led TIEHL in goals... Paced the Jr. Kings in goals, 3rd in assists, 2nd in points...**2014-15:** Appeared in 24 games, totaled 11 points. Drafted by Spokane in 2014 WHL Bantam Draft (8th round, 168th overall).

CAREER STATISTICS

REGULAR SEASON

PLAYOFFS

SEASON	CLUB	LEAGUE	GP	G	A	PTS	PIM	GP	G	A	PTS	PIM
2014-15	Los Angeles U16	TIEHL	24	6	5	11	18	4	0	0	0	4
2015-16	Los Angeles U16	TIEHL	32	29	18	47	28	3	0	0	0	0
2016-17	Spokane	WHL	DNP									
2017-18	Spokane	WHL	65	19	19	38	23	7	2	4	6	10

Selected by San Jose in the 2017 NHL Draft (6th round, 159th overall)



SCOTT REEDY

CENTER | **SHOOTS:** Right | **HEIGHT/WEIGHT:** 6'2"/205 | **BORN:** 4/4/99 in Plain Lake, Minnesota
Selected by San Jose in the 2017 NHL Draft (4th round, 102nd overall).

2017-18: Appeared in freshman season for Minnesota, recording 15 points (7-8=15)...Ranked 2nd on team in penalty minutes...2016-17: Will attend the University of Minnesota (B10) in 2017-18...Helped lead team USA to a gold medal in the U18 World Junior Championships...Appeared in 60 games with the U.S. National U18, finished 4th in goals, 6th in points...Finished 4th in goals on the USNTDP in 21 games...**2015-16:** Led the U.S. National U17 in points, assists in 49 games...Finished 3rd on the USNTDP in points, 2nd in assists...**2014-15:** Finished 5th in points.

CAREER STATISTICS

SEASON	CLUB	LEAGUE	GP	G	A	PTS	PIM	GP	G	A	PTS	PIM
2014-15	Shattuck St. Mary's	USHS	54	23	32	55	24	2	0	0	0	0
2015-16	USNTDP	USHL	33	9	19	28	10	-	-	-	-	-
	USA Nat. U-17	USNTDP	49	19	33	52	26	-	-	-	-	-
	USA Nat. U-18	USNTDP	7	1	1	2	0	-	-	-	-	-
	USA U-17	WHC	5	6	3	9	2	-	-	-	-	-
2016-17	USNTDP	USHL	21	10	4	14	39	-	-	-	-	-
	USA Nat. U-18	USNTDP	60	22	20	42	51	-	-	-	-	-
	USA	U18	7	1	1	2	2	-	-	-	-	-
2017-18	Minnesota	Big Ten	35	7	8	15	43	-	-	-	-	-

Selected by San Jose in the 2017 NHL Draft (4th round, 102nd overall).

MIKE ROBINSON

GOALTENDER | **CATCHES:** Left | **HEIGHT/WEIGHT:** 6'3" /195 | **BORN:** 3/27/97 in Bedford, New Hampshire
Selected by San Jose in the 2015 NHL Draft (3rd round, 86th overall).

2017-18: Appeared in six games and started two for New Hampshire, earning a 3.21 goals-against average...2016-17: Split time between Dubuque (USHL) and Springfield (NAHL)...Appeared in 25 games for the Jr. Blues going 11-10-0 with a 2.99 goals-against average and a .916 save percentage...Named NAHL Midwest Star of the Week for the week of Jan. 30, 2017...**2015-16:** Committed to the University of New Hampshire in 2016-17...Ranked 9th in goals-against average...**2014-15:** Committed to the University of New Hampshire in 2016-17...Will play for the Boston Jr. Bruins of the USPHL Premier in 2015-16...**2013-14:** 2nd in save percentage (.934) and games played (25) and 5th in goals-against average (1.99) in the MetJHL.

CAREER STATISTICS

SEASON	CLUB	LEAGUE	GP	W-L-O	MINS	GA	SO	GAA	SV%	GP	W-L-O	MINS	GA	SO	GAA	SV%
2013-14	Boston Jr. Rangers	METJHL	25	-	-	-	-	1.99	.934	-	-	-	-	-	-	-
2014-15	Lawrence Academy	USHS	-	-	-	-	-	3.52	.902	-	-	-	-	-	-	-
	Boston Jr. Rangers	EHL	8	4-4-0	459	18	0	2.35	.937	-	-	-	-	-	-	-
2015-16	Boston Jr. Bruins	USPHL-PR	16	7-5-0	667	33	0	2.97	.910	4	0-0-0	8	0	0	0.00	1.000
2016-17	Dubuque	USHL	2	1-0-0-0	100	7	0	4.20	.854	-	-	-	-	-	-	-
	Springfield	NAHL	25	11-10-0-0	1425	71	0	2.99	.916	-	-	-	-	-	-	-
2017-18	U. of New Hampshire	HE	6	0-2-0-0	224	12	0	3.21	.894	-	-	-	-	-	-	-

Selected by San Jose in the 2015 NHL Draft (3rd round, 86th overall).



MARCUS VELA

CENTER | **SHOOTS:** Right | **HEIGHT/WEIGHT:** 6' 2"/200 | **BORN:** 3/3/97 in Burnaby, British Columbia

Selected by San Jose in the 2015 NHL Draft (7th round, 190th overall).

2017-18: Completed season 5th on team in goals...**2016-17:** Skated in 29 of the Wildcats 40 games... missed time due to injury...**2015-16:** Ranked 6th on the team, and 1st amongst freshmen, in points...T-5th in goals (T-1st amongst freshmen)...T-1st amongst team forwards in blocked shots (37)...**2014-15:** Recorded new career highs in goals (20), assists (26) and points (46)... Ranked 3rd on the Rivermen in goals and points and T-3rd in assists...Named to Team Canada West of the 2014 World Junior 'A' Hockey Challenge, appearing in four games with two assists...Committed to the University of New Hampshire for the 2015-16 season...**2013-14:** Youngest player on his team to appear in 50+ games.

CAREER STATISTICS

REGULAR SEASON

PLAYOFFS

SEASON	CLUB	LEAGUE	GP	G	A	PTS	PIM	GP	G	A	PTS	PIM
2012-13	Burnaby	Midget	30	25	55	80	-	-	-	-	-	-
2013-14	Langley	BCHL	54	11	11	22	41	12	1	4	5	6
2014-15	Langley	BCHL	50	20	26	46	57	3	0	1	1	4
2015-16	U. of New Hampshire	HE	37	7	9	16	24	-	-	-	-	-
2016-17	U. of New Hampshire	HE	29	4	5	9	16	-	-	-	-	-
2017-18	U. of New Hampshire	HE	33	7	8	15	38	-	-	-	-	-

Selected by San Jose in the 2015 NHL Draft (7th round, 190th overall).

JASPER WEATHERBY

CENTER | **SHOOTS:** Left | **HEIGHT/WEIGHT:** 6'4", 216 | **BORN:** 1/22/98 in Ashland, Oregon

Selected by San Jose in the 2018 NHL Draft (4th round, 102nd overall).

2017-18: Will be attending the University of North Dakota for the 2018-19 season...Helped lead the Wild to BCHL Championship, leading all skaters with 18 points (15-23-38) in 20 games...Was BCHL's top scorer... Named to BCHL First All-Star team and was BCH's Most Valuable Player...**2016-17:** Led Wild rookie skaters in goals and points.

CAREER STATISTICS

REGULAR SEASON

PLAYOFFS

SEASON	CLUB	LEAGUE	GP	G	A	PTS	PIM	GP	G	A	PTS	PIM
2016-17	Wenatchee	BCHL	46	12	20	32	25	10	2	2	4	4
2017-18	Wenatchee	BCHL	58	37	37	74	47	20	15	23	38	8

Selected by San Jose in the 2018 NHL Draft (4th round, 102nd overall).



Sometimes it's the strongest among us that need the most help.

ELEPHANTS, RHINOS & PEOPLE IS A BEST-RUN BUSINESS.

Every year, poachers take the lives of thousands of wild elephants and rhinos in Africa. The nonprofit Elephants, Rhinos & People (ERP) trusts SAP HANA® to help integrate drone footage and GPS data into their efforts to keep endangered elephants and rhinos safe. Thereby helping to preserve the world's ecosystem for future generations.

THE BEST-RUN BUSINESSES MAKE THE WORLD RUN BETTER.

For more, go to sap.com/conservation



THE BEST RUN



2018-19 SAN JOSE SHARKS RESERVE LIST

FORWARD (43)	HT	WT	S	BORN	BIRTHPLACE	2017-18 TEAM	LGE	GP	G	A	PTS	PIM
Joachim Blichfeld	6'2	180	R	7/17/98	Frederikshavn, Denmark	Portland	WHL	56	24	32	56	15
Rourke Chartier	5'11	190	L	4/3/96	Saskatoon, Saskatchewan	San Jose	AHL	28	7	14	21	2
Ivan Chekhovich	5'10	180	L	1/4/99	Yekaterinburg, Russia	Baie-Comeau San Jose	QMJHL AHL	65 6	29 3	31 6	60 9	28 6
Sasha Chmelevski	6'0	190	R	6/9/99	Huntington Beach, California	Ottawa San Jose	OHL AHL	68 6	35 3	41 1	76 4	24 0
Tim Clifton	6'1	190	R	5/22/92	Matawan, New Jersey	San Jose	AHL	36	2	7	9	9
Logan Couture	6'1	200	L	3/28/89	Guelph, Ontario	San Jose	NHL	78	34	27	61	18
Joonas Donskoi	6'0	190	R	4/13/92	Raahe, Finland	San Jose	NHL	66	14	18	32	26
Matt Fonteyne	5'11	180	L	11/30/97	Wetaskiwin, Alberta	Everett	WHL	72	35	53	88	22
Emil Galimov	6'1	175	L	5/9/92	Nizhnekamsk, Russia	Neftekhimik	KHL	45	15	14	29	38
Dylan Gambrell	6'0	185	R	8/26/96	Bonney Lake, Washington	Denver San Jose	NCHC NHL	41 3	13 0	30 0	43 0	15 0
Barclay Goodrow	6'2	215	L	2/26/93	Toronto, Ontario	San Jose	NHL	47	7	7	14	28
Noah Gregor	6'0	180	L	7/28/98	Edmonton, Alberta	Moose Jaw/Victoria	WHL	60	29	36	65	56
Jayden Halbgewachs	5'8	165	L	3/22/97	Emerald Park, Saskatchewan	Moose Jaw	WHL	72	70	59	129	12
Tomas Hertl	6'2	215	L	11/12/93	Prague, Czech	San Jose	NHL	79	22	24	46	41
Jake Jackson	5'11	190	L	12/5/94	Oakdale, Minnesota	Michigan Tech	WCHA	39	13	13	26	16
Evander Kane	6'2	210	L	8/2/91	Vancouver, British Columbia	Buffalo/San Jose	NHL	78	29	25	54	77
Linus Karlsson	6'1	180	R	11/16/99	Eskja, Sweden	Karlskrona HK J20	SuperElit	42	27	25	52	26
Melker Karlsson	6'0	180	R	7/18/90	Lycksele, Sweden	San Jose	NHL	71	8	11	19	26
Vladislav Kotkov	6'4	210	R	1/8/00	Moscow, Russia	Chicoutimi	QMJHL	61	21	28	49	20
Kevin Labanc	5'11	185	R	12/12/95	Brooklyn, New York	San Jose San Jose	NHL AHL	77 2	11 1	29 3	40 4	32 2
John Leonard	5'11	185	L	8/7/98	Amherst, Massachusetts	U-Mass Amherst	HE	33	13	15	28	10
Maxim Letunov	6'4	180	R	2/20/96	Moscow, Russia	Connecticut	HE	36	12	16	28	12
Jonathon Martin	6'2	215	R	8/23/95	Winnipeg, Manitoba	San Jose	AHL	53	4	7	11	54
Colby McAuley	6'0	185	L	5/28/96	Sherwood Park, Alberta	Allen San Jose	ECHL AHL	34 28	8 4	12 4	20 8	72 34
John McCarthy	6'1	195	L	8/9/86	Boston, Massachusetts	San Jose	AHL	56	10	16	26	18
Jacob McGrew	5'10	190	R	2/25/99	Orange, California	Spokane	WHL	65	19	19	38	23
Timo Meier	6'0	210	L	10/8/96	Herisau, Switzerland	San Jose	NHL	81	21	15	36	51
Joe Pavelski	5'11	190	R	7/11/84	Plover, Wisconsin	San Jose	NHL	82	22	44	66	41
Francis Perron	6'0	180	L	4/18/96	Laval, Quebec	Belleville	AHL	44	4	11	15	26
Vincent Praplan	6'0	190	R	6/10/94	Sierre, Switzerland	Kloten HC	Swiss-A	47	15	24	39	31
Lukas Radil	6'4	205	R	8/5/90	Oslov, Czech Republic	Moscow	KHL	51	16	22	38	12
Scott Reedy	6'2	205	R	4/4/99	Plain Lake, Michigan	Minnesota	Big Ten	35	7	8	15	43
Filip Sandberg	5'10	190	R	7/23/94	Stockholm, Sweden	San Jose	AHL	45	7	7	14	16
Alex Schoenborn	6'1	200	R	12/12/95	Minot, North Dakota	Allen San Jose	ECHL AHL	42 5	6 1	9 1	15 2	42 4
Marcus Sorensen	5'11	175	L	4/7/92	Sodertalje, Sweden	San Jose San Jose	NHL AHL	32 23	5 7	2 11	7 18	5 14
Antti Suomela	6'0	180	L	3/17/94	Espoo, Finland	JyP HT Jyvaskyla	SM-ligga	59	21	39	60	6
Joe Thornton	6'4	220	L	7/2/79	London, Ontario	San Jose	NHL	47	13	23	36	38
Alexander True	6'5	200	L	7/17/97	Copenhagen, Denmark	San Jose	AHL	68	15	13	28	33
Marcus Vela	6'2	200	R	3/3/97	Burnaby, British Columbia	New Hampshire	HE	33	7	8	15	38
Jeffrey Viel	6'2	205	L	1/28/97	Rimouski, Quebec	Acadie-Bathurst	QMJHL	58	39	23	62	127
Jasper Weatherby	6'4	216	L	1/22/98	Ashland, Oregon	Wenatchee	BCHL	58	37	37	74	47
Evan Weinger	6'0	195	R	4/18/97	El Segundo, California	Brandon/Portland	WHL	65	31	26	57	23
Manuel Wiederer	6'1	180	R	11/21/96	Deggendorf, Germany	San Jose	AHL	52	9	7	16	30



DEFENSE (20)	HT	WT	S	BORN	BIRTHPLACE	2017-18 TEAM	LGE	GP	G	A	P	PIM
Justin Braun	6'2	205	R	2/10/87	Minneapolis, Minnesota	San Jose	NHL	81	5	28	33	28
Michael Brodzinski	5'11	195	R	5/28/95	Ham Lake, Minnesota	San Jose	AHL	45	2	5	7	34
Brent Burns	6'5	230	R	3/9/85	Barrie, Ontario	San Jose	NHL	82	12	55	67	46
Karlis Cukste	6'1	205	L	6/17/97	Riga, Latvia	Quinnipiac	ECAC	38	3	10	13	10
Nick DeSimone	6'2	185	R	11/21/94	East Amherst, New York	San Jose	AHL	59	6	14	20	8
Brenden Dillon	6'4	230	L	11/13/90	New Westminster, British Columbia	San Jose	NHL	81	5	17	22	60
Cody Donaghey	6'1	190	R	5/10/96	St. John's, Newfoundland	Brampton	ECHL	54	9	7	16	20
						Belleville	AHL	1	0	0	0	0
Mario Ferraro	5'11	185	L	9/17/98	King City, Ontario	U-Mass Amherst	HE	39	4	19	23	20
Cavan Fitzgerald	6'0	190	L	8/23/96	Boston, Massachusetts	San Jose	AHL	46	4	9	13	32
Zach Frye	6'1	200	L	3/25/94	Spokane, Washington	Alaska-Fairbanks	WCHA	35	11	23	34	100
						San Jose	AHL	11	0	2	2	25
Thomas Gregoire	5'11	185	R	7/15/98	Sherbrooke, Quebec	Sherbrooke	QMJHL	67	12	57	69	39
Tim Heed	5'11	180	R	1/27/91	Goteborg, Sweden	San Jose	NHL	29	3	8	11	8
						San Jose	AHL	10	1	4	5	6
Erik Karlsson	6'0	190	R	5/31/90	Landsbro, Sweden	Ottawa	NHL	71	9	53	62	36
Ryan Merkley	5'11	170	R	8/14/00	Mississauga, Ontario	Guelph	OHL	63	13	54	67	63
Jacob Middleton	6'3	210	L	1/2/96	Stratford, Ontario	San Jose	AHL	67	6	22	28	80
Jeremy Roy	6'0	185	R	5/14/97	Richelieu, Quebec	San Jose	AHL	20	2	6	8	6
Joakim Ryan	5'11	185	L	6/17/93	Rumson, New Jersey	San Jose	NHL	62	3	9	12	8
						San Jose	AHL	2	1	1	2	0
Radim Simek	5'11	200	L	9/20/92	Mlada Boleslav, Czech Republic	San Jose	AHL	67	7	20	27	20
Marc-Edouard Vlasic	6'1	205	L	3/30/87	Montreal, Quebec	San Jose	NHL	81	11	21	32	34
Kyle Wood	6'5	220	R	5/4/96	Waterloo, Ontario	Tucson	AHL	49	3	16	19	16

GOALTENDER (7)	HT	WT	C	BORN	BIRTHPLACE	2017-18 TEAM	LGE	GP	MIN	GAA	W-L-T	SO	GA
Antoine Bibeau	6'3	205	L	5/1/94	Victoriaville, Quebec	San Jose	AHL	43	2406	2.37	23-14-2	5	95
Aaron Dell	6'0	205	L	5/4/89	Airdrie, Alberta	San Jose	NHL	29	1522	2.64	15-5-4	2	67
Zachary Emond	6'3	165	L	6/20/00	St-Cyprien, Quebec	Rouyn-Noranda	QMJHL	24	1360	3.26	9-10-1	0	74
Martin Jones	6'4	190	L	1/10/90	North Vancouver, British Columbia	San Jose	NHL	60	3416	2.55	30-22-6	4	145
Josef Korenar	6'1	185	L	1/31/98	Vystrkov, Czech Republic	Dukla Jihlava	Czech	9	494	2.19	4-5-0	1	18
Jake Kupsky	6'3	205	L	10/27/95	Waukegan, Wisconsin	Union	ECAC	25	1482	2.43	11-11-2	0	60
Mike Robinson	6'3	195	L	3/27/97	Bedford, New Hampshire	New Hampshire	HE	6	224	3.21	0-2-0	0	12



DRAFT HISTORY

ENTRY DRAFTS

JUNE 22-23, 2018 DALLAS, TEXAS — AMERICAN AIRLINES CENTER

ROUND	OVERALL	NAME	POSITION	2017-18 CLUB (LEAGUE)	COUNTRY OF BIRTH
1	21	Ryan Merkley	Defense	Guelph Storm (OHL)	Canada
3 (from ARI)	87	Linus Karlsson	Center	Karlskrona Jr (Sweden)	Sweden
4 (from MTL)	102	Jasper Weatherby	Center	Wenatchee (BCHL)	United States
6	176	Zachary Emond	Goaltender	Rouyn-Noranda (QMJHL)	Canada
6 (from NSH)	182	John Leonard	Left Wing	U-Mass. Amherst (HE)	United States

JUNE 23-24, 2017 CHICAGO, ILLINOIS — UNITED CENTER

ROUND	OVERALL	NAME	POSITION	2016-17 CLUB (LEAGUE)	COUNTRY OF BIRTH
1	19	Josh Norris	Center	USA U-18 (USHL)	United States
2 (from NJD)	49	Mario Ferraro	Defense	Des Moines Buccaneers (USHL)	Canada
4 (from NYR)	102	Scott Reedy	Center	USA U-18 (USHL)	United States
6 (from ARI)	159	Jacob McGrew	Right Wing	Spokane (WHL)	United States
6 (from NJD)	185	Sasha Chmelevski	Center	Ottawa 67's (OHL)	United States
7 (from CHI)	212	Ivan Chekhovich	Left Wing	Baie-Comeau (QMJHL)	Russia

JUNE 24-25, 2016 BUFFALO, NEW YORK — FIRST NIAGARA CENTER

ROUND	OVERALL	NAME	POSITION	2015-16 CLUB (LEAGUE)	COUNTRY OF BIRTH
2	60	Dylan Gambrell	Center	University of Denver (NCAA)	United States
4 (from NYR)	111	Noah Gregor	Center	Moose Jaw (WHL)	Canada
5	150	Manuel Wiederer	Center	Moncton (QMJHL)	Germany
6	180	Mark Shoemaker	Defense	North Bay (OHL)	Canada
7	210	Joachim Blichfeld	Left Wing	Malmö Jrs. (Sweden)	Denmark

JUNE 26-27, 2015 SUNRISE, FLORIDA — BB&T CENTER

ROUND	OVERALL	NAME	POSITION	2014-15 CLUB (LEAGUE)	COUNTRY OF BIRTH
1	9	Timo Meier	Right Wing	Halifax (QMJHL)	Switzerland
2 (from COL)	31	Jeremy Roy	Defense	Sherbrooke (QMJHL)	Canada
3 (from EDM)	86	Mike Robinson	Goaltender	Lawrence Academy (HS)	United States
4 (from CGY)	106	Adam Helewka	Left Wing	Spokane (WHL)	Canada
5	130	Karlis Cukste	Defense	HK Riga (Russia)	Latvia
5 (from NYI)	142	Rudolfs Balcers	Left Wing	Stavanger (Norway)	Latvia
6	160	Adam Parsells	Defense	Wausau West High School (HS)	United States
7	190	Marcus Vela	Center	Langley (BCHL)	Canada
7 (from DAL)	193	Jake Kupsy	Goaltender	Lone Star (NAHL)	United States

JUNE 27-28, 2014 PHILADELPHIA, PENNSYLVANIA — WELLS FARGO CENTER

ROUND	OVERALL	NAME	POSITION	2013-14 CLUB (LEAGUE)	COUNTRY OF BIRTH
1 (from CHI)	27	Nikolay Goldobin	Right Wing	Sarnia (OHL)	Russia
2 (from NSH)	46	Julius Bergman	Defense	Frolunda HC J20 (SE)	Sweden
2 (from PIT)	53	Noah Rod	Right Wing	Geneve (SWISS)	Switzerland
3 (from NSH)	72	Alex Schoenborn	Right Wing	Portland (WHL)	United States
3	81	Dylan Sadovy	Left Wing	Saginaw (OHL)	Canada
4 (from NSH)	102	Alexis Vanier	Defense	Baie-Comeau (QMJHL)	Canada
5 (from NYR)	149	Rourke Chartier	Center	Kelowna (WHL)	Canada
6	171	Kevin Labanc	Right Wing	Barrie (OHL)	United States



JUNE 30, 2013

NEWARK, NEW JERSEY — PRUDENTIAL CENTER

ROUND	OVERALL	NAME	POSITION	2012-13 CLUB (LEAGUE)	COUNTRY OF BIRTH
1 (from DET)	18	Mirco Mueller	Defense	Everett Silvertips (WHL)	Switzerland
2 (from NYR)	49	Gabryel Boudreau	Left Wing	Baie-Comeau (QMJHL)	Canada
4 (from CHI)	117	Fredrik Bergvik	Goaltender	Frolunda HC J20 (SE)	Sweden
5	141	Michael Brodzinski	Defense	Muskegon Lumberjacks (USHL)	United States
5 (from CHI)	151	Gage Ausmus	Defense	USA U-18 (USHL)	United States
7	201	Jake Jackson	Center	Tartan Titans (MSHSL)	United States
7 (from COL)	207	Emil Galimov	Left Wing	Lokomotiv Yaroslavl (KHL)	Russia

JUNE 22-23, 2012

PITTSBURGH, PENNSYLVANIA — CONSOL ENERGY CENTER

ROUND	OVERALL	NAME	POSITION	2011-12 CLUB (LEAGUE)	COUNTRY OF BIRTH
1	17	Tomas Hertl	Center	Slavia Praha (Czech)	Czech Republic
2	55	Chris Tierney	Center	London (OHL)	Canada
4 (from CHI)	109	Christophe Lalancette	Right Wing	Acadie-Bathurst (QMJHL)	Canada
5	138	Daniel O'Regan	Center	St. Sebastien (HS)	Germany
6	168	Clifford Watson	Defense	Sioux City (USHL)	United States
7	198	Joakim Ryan	Defense	Cornell (ECAC)	United States

JUNE 24-25, 2011

ST. PAUL, MINNESOTA — XCEL ENERGY CENTER

ROUND	OVERALL	NAME	POSITION	2010-11 CLUB (LEAGUE)	COUNTRY OF BIRTH
2 (from FLA)	47	Matthew Nieto	Left Wing	Boston U. (HE)	United States
3	89	Justin Sefton	Defense	Sudbury (OHL)	Canada
5 (from WPG)	133	Sean Kuraly	Center	Indiana (USHL)	United States
6 (from NYR)	166	Daniil Sobchenko	Center	Yaroslavl (KHL)	Ukraine
6	179	Dylan Demelo	Defense	Mississauga (OHL)	Canada
7 (from WPG)	194	Colin Blackwell	Center	St. John's Prep (HS)	United States

JUNE 25-26, 2010

LOS ANGELES, CALIFORNIA — STAPLES CENTER

ROUND	OVERALL	NAME	POSITION	2009-10 CLUB (LEAGUE)	COUNTRY OF BIRTH
1	28	Charlie Coyle	Center	South Shore (EJHL)	United States
3	88	Max Gaede	Right Wing	Woodbury (HS)	United States
5 (from CAR)	127	Cody Ferriero	Center	Governor's Academy (HS)	United States
5 (from MIN)	129	Freddie Hamilton	Center	Niagara (OHL)	Canada
5 (from OTT)	136	Isaac MacLeod	Defense	Penticton (BCHL)	Canada
6 (from CGY)	163	Konrad Abeltshauser	Defense	Halifax (QMJHL)	Germany
7 (from ATL)	188	Lee Moffie	Defense	U. of Michigan (CCHA)	United States
7 (from PIT)	200	Christopher Crane	Right Wing	Green Bay (USHL)	United States



THE PLAYERS | DRAFT HISTORY

JUNE 26-27, 2009 MONTREAL, QUEBEC — BELL CENTRE

ROUND	OVERALL	NAME	POSITION	2008-09 CLUB (LEAGUE)	COUNTRY OF BIRTH
2 (from BUF)	43	William Wrenn	Defense	USA U-18 (USDP)	United States
2	57	Taylor Doherty	Defense	Kingston (OHL)	Canada
5	147	Philip Varone	Center	London (OHL)	Canada
7 (from DAL)	189	Marek Viedensky	Center	Prince George (WHL)	Slovakia
7	207	Dominik Bielke	Defense	Eisbargen Berlin (DEL)	Germany

JUNE 20-21, 2008 OTTAWA, ONTARIO — SCOTIABANK PLACE

ROUND	OVERALL	NAME	POSITION	2007-08 CLUB (LEAGUE)	COUNTRY OF BIRTH
3 (from TBL)	62	Justin Daniels	Center	Kent School (HS)	United States
4 (from TBL)	92	Samuel Groulx	Defense	Montreal (QMJHL)	Canada
4 (from NSH)	106	Harri Sateri	Goaltender	Tampere (FNL)	Finland
5 (from MTL)	146	Julien Demers	Defense	Ottawa (OHL)	Canada
6	177	Tommy Wingels	Center	Miami U. (CCHA)	United States
7 (from NYI)	186	Jason Demers	Defense	Victoriaville (QMJHL)	Canada
7 (from BUF)	194	Drew Daniels	Right Wing	Kent School (HS)	United States

JUNE 22-23 2007 COLUMBUS, OHIO — NATIONWIDE ARENA

ROUND	OVERALL	NAME	POSITION	2006-07 CLUB (LEAGUE)	COUNTRY OF BIRTH
1 (from STL)	9	Logan Couture	Center	Ottawa (OHL)	Canada
1 (from WSH)	28	Nick Petrecki	Defense	Omaha (USHL)	United States
3	83	Timo Pielmeier	Goaltender	Koln-Jr. (DEL Jr.)	Germany
3 (from COL)	91	Tyson Sexsmith	Goaltender	Vancouver (WHL)	Canada
6 (from COL)	165	Patrik Zackrisson	Left Wing	Rogle (SWE-1)	Sweden
6	173	Nick Bonino	Center	Avon Old Farms (HS)	United States
7 (from PIT)	201	Justin Braun	Defense	U-Mass Amherst (HE)	United States
7	203	Frazer McLaren	Left Wing	Portland (WHL)	Canada

JUNE 24, 2006 VANCOUVER, BRITISH COLUMBIA — GENERAL MOTORS PLACE

ROUND	OVERALL	NAME	POSITION	2005-06 CLUB (LEAGUE)	COUNTRY OF BIRTH
1 (from MTL)	16	Ty Wishart	Defense	Prince George (WHL)	Canada
2 (from CBJ)	36	Jamie McGinn	Left Wing	Ottawa (OHL)	Canada
4 (from NYI)	98	James DeLory	Defense	Oshawa (OHL)	Canada
5	143	Ashton Rome	Right Wing	Kamloops/Red Deer (WHL)	Canada
7	202	John McCarthy	Left Wing	Boston University	United States
7 (from TB)	203	Jay Barriball	Left Wing	Sioux Falls (USHL)	United States

JULY 30, 2005 OTTAWA, ONTARIO — SHERATON HOTEL AND TOWERS

ROUND	OVERALL	NAME	POSITION	2004-05 CLUB (LEAGUE)	COUNTRY OF BIRTH
1 (from ATL)	8	Devin Setoguchi	Right Wing	Saskatoon (WHL)	Canada
2 (from CGY)	35	Marc-Edouard Vlasic	Defense	Quebec (OMJHL)	Canada
4	112	Alex Stalock	Goaltender	Cedar Rapids (USHL)	United States
5	140	Taylor Dakers	Goaltender	Kootenay (WHL)	Canada
5	149	Derek Joslin	Defense	Ottawa (OHL)	Canada
5 (from TB)	162	Paul (P.J.) Fenton	Forward	U-Mass Amherst (HE)	United States
6	183	William Colbert	Defense	Ottawa (OHL)	Canada
6 (from ANA)	193	Tony Lucia	Left Wing	Wayzata (USHSW)	United States





JUNE 26-27, 2004

RALEIGH, N.C. — RBC CENTER

ROUND	OVERALL	NAME	POSITION	2003-04 CLUB (LEAGUE)	COUNTRY OF BIRTH
1 (from DAL)	22	Lukas Kaspar	Right Wing	Litvinov (Czech)	Czech Republic
3 (from BOS)	94	Thomas Greiss	Goaltender	Kolner Haie (Germany)	Germany
4 (from BOS)	126	Torrey Mitchell	Center	Hotchkiss Prep. (USHSE)	Canada
4 (from BOS)	129	Jason Churchill	Goaltender	Halifax (QMJHL)	Canada
5 (from DAL)	153	Steven Zalewski	Center	Northwood Prep (USHSE)	United States
7 (from FLA)	201	Michael Vernace	Defenseman	Brampton (OHL)	Canada
7	225	David MacDonald	Defenseman	New England (EJHL)	United States
8 (from FLA)	234	Derek MacIntyre	Goaltender	Soo (NAHL)	United States
9 (from BOS)	288	Brian Mahoney-Wilson	Goaltender	Catholic Memorial (USHSE)	United States
9	289	Christian Jensen	Defenseman	New Jersey Jr. (Indep. Jr.)	United States

JUNE 21-22, 2003

NASHVILLE, TENN. — GAYLORD ENTERTAINMENT CENTER

ROUND	OVERALL	NAME	POSITION	2002-03 CLUB (LEAGUE)	COUNTRY OF BIRTH
1	6	Milan Michalek	Right Wing	Budejovice (Czech)	Czech Republic
1 (from BOS)	16	Steve Bernier	Right Wing	Moncton (QMJHL)	Canada
2 (from NYR)	43	Joshua Hennessy	Center	Quebec (QMJHL)	Canada
2 (from CGY)	47	Matthew Carle	Defenseman	River City (USHL)	United States
5 (from PIT)	139	Patrick Ehelechner	Goaltender	Hannover (Germany)	Germany
7 (from FLA)	201	Jonathan Tremblay	Right Wing	Acadie-Bathurst (QMJHL)	Canada
7 (from PHI)	205	Joe Pavelski	Center	Waterloo (USHL)	United States
7	216	Kai Hospelt	Center	Kolner Haie (Germany)	German
8	236	Alexander Hult	Center	HV 71 Jonkoping (Sweden)	Sweden
9	267	Brian O'Hanley	Defenseman	BC High School (USHSE)	United States
9 (from CHI)	276	Carter Lee	Right Wing	Canterbury (USHSE)	United States

JUNE 22-23, 2002

TORONTO, ONTARIO — AIR CANADA CENTRE

ROUND	OVERALL	NAME	POSITION	2001-02 CLUB (LEAGUE)	COUNTRY OF BIRTH
1	27	Mike Morris	Right Wing	St. Sebastian's (USHS)	United States
2 (from TB)	52	Dan Spang	Defense	Winchester (USHS)	United States
3 (from CHI)	86	Jonas Fiedler	Right Wing	Plymouth (OHL)	Czech Republic
5	139	Kris Newbury	Center	Sarnia (OHL)	Canada
5	163	Tom Walsh	Defense	Deerfield Academy (USHS)	United States
7 (from ATL)	217	Tim Conboy	Defense	Topeka (USHL)	United States
9	288	Michael Hutchins	Defense	Des Moines (USHL)	United States



JUNE 23-24, 2001 SUNRISE, FLORIDA — NATIONAL CAR RENTAL CENTER

ROUND	OVERALL	NAME	POSITION	2000-01 CLUB (LEAGUE)	COUNTRY OF BIRTH
1	20	Marcel Goc	Center	Schwennigen (German)	Germany
4 (from CHI)	106	Christian Ehrhoff	Defense	Krefeld (German)	Germany
4 (from NYR)	107	Dimitri Patzold	Goaltender	Erding (German)	Kazakhstan
5 (from BUF)	140	Tomas Plihal	Center	Liberec Jr. (Czech Jr.)	Czech Republic
6 (comp. Norton)	175	Ryane Clowe	Right Wing	Rimouski (QMJHL)	Canada
6 (from VAN)	182	Tom Cavanagh	Left Wing	Phillips-Exeter HS	United States

JUNE 24-25, 2000 CALGARY, ALBERTA — THE SADDLEDOME

ROUND	OVERALL	NAME	POSITION	1999-00 CLUB (LEAGUE)	COUNTRY OF BIRTH
2 (from CHI)	41	Tero Määtä	Defense	Jokerit Jr. (Finland)	Finland
4 (from NYR)	104	Jon DiSalvatore	Right Wing	Providence College (HE)	United States
5 (from CHI)	142	Michal Pinc	Left Wing	Rouyn Noranda (QMJHL)	Czech Republic
5 (from DET)	166	Nolan Schaefer	Goaltender	Providence College (HE)	Canada
6	183	Michal Macho	Center	Martin (Slovakia Jr.)	Slovakia
8	246	Chad Wiseman	Left Wing	Mississauga (OHL)	Canada
8 (from WSH)	256	Pasi Saarinen	Defense	Ilves (Finland)	Finland

JUNE 26, 1999 BOSTON, MASSACHUSETTS — THE FLEET CENTER

ROUND	OVERALL	NAME	POSITION	1998-99 CLUB (LEAGUE)	COUNTRY OF BIRTH
1	14	Jeff Jillson	Defense	Univ. of Michigan (CCHA)	United States
3	82	Marc Concannon	Left Wing	Winchendon High School	United States
4	111	Willie Levesque	Right Wing	Northeastern University (HE)	United States
5 (from NJ)	155	Niko Dimitrakos	Right Wing	University of Maine (HE)	United States
8	229	Eric Betournay	Center	Acadie-Bathurst (QMJHL)	Canada
8 (from OTT)	241	Doug Murray	Defense	Applecore (EJHL)	Sweden
9	257	Hannes Hyvonen	Right Wing	Espoo (Finland)	Finland

JUNE 27, 1998 BUFFALO, NEW YORK — MARINE MIDLAND ARENA

ROUND	OVERALL	NAME	POSITION	1997-98 CLUB (LEAGUE)	COUNTRY OF BIRTH
1 (from NSH)	3	Brad Stuart	Defense	Regina (WHL)	Canada
2 (from NSH)	29	Jonathan Cheechoo	Right Wing	Belleville (OHL)	Canada
3 (comp. Belfour)	65	Eric LaPlante	Left Wing	Halifax (QMJHL)	Canada
4	98	Rob Davison	Defense	North Bay (OHL)	Canada
4 (from BUF)	104	Miroslav Zalesak	Right Wing	HC Nitra (Slovakia)	Slovakia
5	127	Brandon Coalter	Left Wing	Oshawa (OHL)	Canada
5 (from DAL)	145	Mikael Samuelsson	Right Wing	Södertälje (Sweden)	Sweden
7	185	Robert Mulick	Defense	Sault Ste. Marie (OHL)	Canada
8	212	Jim Fahey	Defense	Catholic Memorial (USHSE)	United States



JUNE 21, 1997

PITTSBURGH, PENNSYLVANIA— PITTSBURGH CIVIC ARENA

ROUND	OVERALL	NAME	POSITION	1996-97 CLUB (LEAGUE)	COUNTRY OF BIRTH
1	2	Patrick Marleau	Center	Seattle (WHL)	Canada
1 (from CAR)	23	Scott Hannan	Defense	Kelowna (WHL)	Canada
4 (from SJ-NYR)	82	Adam Colagiacomio	Right Wing	London/Oshawa (OHL)	Canada
5 (from BOS)	107	Adam Nittel	Right Wing	Erie (OHL)	Canada
7	163	Joe Dusbabek	Right Wing	Notre Dame (CCHA)	United States
8	192	Cam Severson	Left Wing	Lethbridge/Prince Albert (WHL)	Canada
9	219	Mark Smith	Center	Lethbridge (WHL)	Canada

JUNE 22, 1996

ST. LOUIS, MISSOURI — KIEL CENTER

ROUND	OVERALL	NAME	POSITION	1995-96 CLUB (LEAGUE)	COUNTRY OF BIRTH
1	2	Andrei Zyuzin	Defense	Salavat Yulayev (Russia)	Russia
1 (from CHI)	21	Marco Sturm	Center/LW	Landshut (Germany)	Germany
3	55	Terry Friesen	Goaltender	Swift Current (WHL)	Canada
4	102	Matt Bradley	Right Wing	Kingston (OHL)	Canada
6	137	Michel Larocque	Goaltender	Boston University (HE)	Canada
7	164	Jake Deadmarsh	Defense	Kamloops (WHL)	Canada
8	191	Cory Cyrenne	Center	Brandon (WHL)	Canada
9	217	David Thibault	Left Wing	Drummondville (QMJHL)	Canada

JULY 8, 1995

EDMONTON, ALBERTA — EDMONTON COLISEUM

ROUND	OVERALL	NAME	POSITION	1994-95 CLUB (LEAGUE)	COUNTRY OF BIRTH
1	12	Teemu Riihijarvi	Right Wing	Kiekko-Espoo Jrs. (Finland)	Finland
2	38	Peter Roed	Center	White Bear Lake (HS)	United States
3	64	Marko Mäkinen	Right Wing	TPS Jrs. (Finland)	Finland
4	90	Vesa Toskala	Goaltender	Ilves Jrs. (Finland)	Finland
5	116	Miikka Kiprusoff	Goaltender	TPS Jrs. (Finland)	Finland
5 (from DET)	130	Michal Bros	Center	Olomouc Jrs. (Czech)	Czech Republic
6 (from FLA)	140	Timo Hakanen	Center	Assat Jrs. (Finland)	Finland
6	142	Jaroslav Kudrna	Left Wing	Pentiction (BCJHL)	Czech Republic
7 (from DAL)	167	Brad Mehalko	Right Wing	Lethbridge (WHL)	Canada
7	168	Robert Jindrich	Defense	Plezn (Czech)	Czech Republic
8	194	Ryan Kraft	Center	Minnesota (WCHA)	United States
9	220	Mikko Markkanen	Right Wing	TPS Jrs. (Finland)	Finland

JUNE 28-29, 1994

HARTFORD, CONNECTICUT — HARTFORD CIVIC CENTER

ROUND	OVERALL	NAME	POSITION	1993-94 CLUB (LEAGUE)	COUNTRY OF BIRTH
1	11	Jeff Friesen	Left Wing	Regina (WHL)	Canada
2	37	Angel Nikolov	Defense	Litvinov (Czech)	Czech Republic
3	66	Alexei Yegorov	Center	SKA St. Petersburg (CIS)	Russia
4	89	Vaclav Varada	Left Wing	Vitkovice (Czech)	Czech Republic
5	115	Brian Swanson	Center	Omaha (USHL)	United States
6	141	Alexander Korolyuk	Center	Soviet Wings (CIS)	Russia
7	167	Sergei Gorbachev	Right Wing	Dynamo Moscow (CIS)	Russia
8	193	Eric Landry	Right Wing	Guelph (OHL)	Canada
9	219	Evgeni Nabokov	Goaltender	Torpedo UST Kamenogorsk (CIS)	Kazakhstan
10	240	Tomas Piza	Left Wing	Pardubice Jrs. (Czech)	Czech Republic
10	245	Aniket Dhadhale	Left Wing	Marquette Electricians (AAA)	United States
11	271	David Beauregard	Left Wing	St. Hyacinthe (QMJHL)	Canada



JUNE 26, 1993 QUEBEC CITY, QUEBEC — LE COLISÉE

ROUND	OVERALL	NAME	POSITION	1992-93 CLUB (LEAGUE)	COUNTRY OF BIRTH
1	6	Viktor Kozlov	Left Wing	Dynamo Moscow (CIS)	Russia
2	28	Shean Donovan	Right Wing	Ottawa (OHL)	Canada
2 (from HFD)	45	Vlastimil Kroupa	Defense	Litvinov (Czech)	Czech Republic
3	58	Ville Peltonen	Left Wing	IFK Helsinki (Finland)	Finland
4	80	Alexander Osadchy	Defense	CSKA Moscow (CIS)	Ukraine
5	106	Andrei Buschan	Defense	Sokol Kiev (CIS)	Ukraine
6	132	Petri Varis	Center	Ässät Pori (Finland)	Finland
6	154	Fredrik Oduya	Defense	Ottawa (OHL)	Sweden
7	158	Anatoli Filatov	Right Wing	Torpedo UST-Kamenogorsk (CIS)	Kazakhstan
8	184	Todd Holt	Right Wing	Swift Current (WHL)	Canada
9	210	Jonas Forsberg	Goaltender	Djurgarden Jrs. (Sweden)	Sweden
10	236	Jeff Salajko	Goaltender	Ottawa (OHL)	Canada
11	262	Jamie Matthews	Center	Sudbury (OHL)	Canada

JUNE 20, 1992 MONTREAL, QUEBEC — MONTREAL FORUM

ROUND	OVERALL	NAME	POSITION	1991-92 CLUB (LEAGUE)	COUNTRY OF BIRTH
1	3	Mike Rathje	Defense	Medicine Hat (WHL)	Canada
1 (from MIN)	10	Andrei Nazarov	Left Wing	Dynamo Moscow (CIS)	Russia
3	51	Alexander Cherbayev	Left Wing	Khimik Voskresensk (CIS)	Russia
4	75	Jan Caloun	Right Wing	Litvinov (Czech)	Czech Republic
5	99	Marcus Ragnarsson	Defense	Djurgarden (Sweden)	Sweden
6	123	Michal Sykora	Defense	Tacoma (WHL)	Czech Republic
7	147	Eric Bellerose	Right Wing	Trois-Riviers (QMJHL)	Canada
8	171	Ryan Smith	Defense	Brandon (WHL)	Canada
9	195	Chris Burns	Goaltender	Thunder Bay (USHL)	Canada
10	219	Alexandr Kholomeyev	Left Wing	Izhorets (CIS)	Russia
11	243	Victor Ignatjev	Defense	Riga Hockey Club (CIS)	Latvia

JUNE 22, 1991 BUFFALO, NEW YORK — MEMORIAL AUDITORIUM

ROUND	OVERALL	NAME	POSITION	1990-91 CLUB (LEAGUE)	COUNTRY OF BIRTH
1	2	Pat Falloon	Right Wing	Spokane (WHL)	Canada
2	23	Ray Whitney	Center	Spokane (WHL)	Canada
2 (from MIN)	30	Sandis Ozolinsh	Defense	Dynamo Riga (Soviet Elite)	Latvia
3	45	Dody Wood	Center	Seattle (WHL)	Canada
4	67	Kerry Toporowski	Defense	Spokane (WHL)	Canada
5	89	Dan Ryder	Goaltender	Sudbury (OHL)	Canada
6	111	Fredrick Nilsson	Center	Vasteras (Sweden)	Sweden
7	133	Jaroslav Otevrel	Left Wing	Zlin (Czech)	Czech Republic
8	155	Dean Grillo	Right Wing	Warroad, Minn. (H.S.)	United States
9	177	Corwin Saurdiff	Goaltender	Waterloo (USHL)	United States
10	199	Dale Craigwell	Center	Oshawa (OHL)	Canada
11	221	Aaron Kriss	Defense	Cranbrook, Mich. (H.S.)	United States
12	243	Mikhail Kravets	Right Wing	SKA Leningrad (Soviet Elite)	Russia



SUPPLEMENTAL DRAFTS

JUNE 25, 1993	NAME	POSITION	1992-93 CLUB (LEAGUE)
	Dean Sylvester	Right Wing	Kent State University (CCHA)
JUNE 19, 1992	NAME	POSITION	1991-92 CLUB (LEAGUE)
	Brian Konowalchuk	Center	U. of Denver (WCHA)
JUNE 21, 1991	NAME	POSITION	1990-91 CLUB (LEAGUE)
	Jeff McLean	Center	North Dakota (WCHA)
	Mark Beaufait	Center	N. Michigan (WCHA)

WAIVER DRAFTS

SEPTEMBER 30, 1996	ROUND	NAME	POSITION	CLAIMED FROM
	1	Rob DiMaio	Center/Right Wing	Philadelphia
OCTOBER 4, 1992	ROUND	NAME	POSITION	CLAIMED FROM
	1	Yvon Corriveau	Left Wing	Hartford
	2	Igor Larionov	Center	Vancouver

PLAYERS LOST IN WAIVER DRAFTS

NAME	POSITION	CLAIMED BY	DATE
Rob Gaudreau	RW	Ottawa	Jan. 18, 1995

DISPERSAL DRAFT — MAY 30, 1991

NAME	POSITION	1990-91 CLUB (LEAGUE)
Shane Churla	Right Wing	Minnesota (NHL)
Brian Hayward	Goaltender	Minnesota (NHL)
Neil Wilkinson	Defense	Minnesota (NHL)
Rob Zettler	Defense	Minnesota (NHL)
Ed Courtenay	Right Wing	Kalamazoo (IHL)
Kevin Evans	Left Wing	Kalamazoo (IHL)
Link Gaetz	Defense	Kalamazoo (IHL)
Dan Kecmer	Defense	Kalamazoo (IHL)
Dean Kolstad	Defense	Kalamazoo (IHL)
Peter Lappin	Right Wing	Kalamazoo (IHL)
Pat MacLeod	Defense	Kalamazoo (IHL)
Mike McHugh	Left Wing	Kalamazoo (IHL)
Jarmo Myllys	Goaltender	Kalamazoo (IHL)
J.F. Quintin	Left Wing	Kalamazoo (IHL)
Scott Cashman	Goaltender	Boston University (Hockey East)
Murray Garbutt	Center	Spokane (WHL)
Rob Gaudreau	Right Wing	Providence College (Hockey East)
Arturs Irbe	Goaltender	Dynamo Riga (Soviet Elite)
Shaun Kane	Defense	Providence College (Hockey East)
Larry Olimb	Center	U. of Minnesota (WCHA)
Tom Pederson	Defense	U. of Minnesota (WCHA)
Bryan Schoen	Goaltender	U. of Denver (WCHA)
John Weisbrod	Center	Harvard (ECAC)
Doug Zmolek	Defense	U. of Minnesota (WCHA)

San Jose also obtained Minnesota's second round selection (30th overall) in 1991 Entry Draft and Minnesota's first round selection (10th overall) in 1992 Entry Draft.



EXPANSION DRAFT — MAY 30, 1991

NAME	POSITION	SELECTED FROM
Jeff Hackett	Goaltender	N.Y. Islanders
Jayson More	Defenseman	Montreal
Rick Lessard	Defenseman	Calgary
Bob McGill	Defenseman	Chicago
Tim Kerr	Right Wing	Philadelphia
Jeff Madill	Right Wing	New Jersey
David Bruce	Left Wing	St. Louis
Greg Paslawski	Right Wing	Buffalo
Bengt Gustafsson	Center	Detroit
Craig Cox	Left Wing	Vancouver





2017-18 SEASON IN REVIEW



FINAL 2017-18 NHL STANDINGS

WESTERN CONFERENCE

CENTRAL	GP	W	L	OL	PTS	PTS%	GF	GA	ROW
NASHVILLE PREDATORS-P	82	53	18	11	117	.713	267	211	47
WINNIPEG JETS-X	82	52	20	10	114	.695	277	218	48
MINNESOTA WILD-X	82	45	26	11	101	.616	253	232	42
COLORADO AVALANCHE-X	82	43	30	9	95	.579	257	237	41
ST. LOUIS BLUES	82	44	32	6	94	.573	226	222	41
DALLAS STARS	82	42	32	8	92	.561	235	225	38
CHICAGO BLACKHAWKS	82	33	39	10	76	.463	229	256	32
PACIFIC	GP	W	L	OL	PTS	PTS%	GF	GA	ROW
VEGAS GOLDEN KNIGHTS-X	82	51	24	7	109	.665	272	228	47
ANAHEIM DUCKS-X	82	44	25	13	101	.616	235	216	40
SAN JOSE SHARKS-X	82	45	27	10	100	.610	252	229	40
LOS ANGELES KINGS-X	82	45	29	8	98	.598	239	203	43
CALGARY FLAMES	82	37	35	10	84	.512	218	248	35
EDMONTON OILERS	82	36	40	6	78	.476	234	263	31
VANCOUVER CANUCKS	82	31	40	11	73	.445	218	264	31
ARIZONA COYOTES	82	29	41	12	70	.427	208	256	27

EASTERN CONFERENCE

ATLANTIC	GP	W	L	OL	PTS	PTS%	GF	GA	ROW
TAMPA BAY LIGHTNING-Z	82	54	23	5	113	.689	296	236	48
BOSTON BRUINS-X	82	50	20	12	112	.683	270	214	47
TORONTO MAPLE LEAFS-X	82	49	26	7	105	.640	277	232	42
FLORIDA PANTHERS	82	44	30	8	96	.585	248	246	41
DETROIT RED WINGS	82	30	39	13	73	.445	217	255	25
MONTREAL CANADIENS	82	29	40	13	71	.433	209	264	27
OTTAWA SENATORS	82	28	43	11	67	.409	221	291	26
BUFFALO SABRES	82	25	45	12	62	.378	199	280	24
METROPOLITAN	GP	W	L	OL	PTS	PTS%	GF	GA	ROW
WASHINGTON CAPITALS-X	82	49	26	7	105	.640	259	239	46
PITTSBURGH PENGUINS-X	82	47	29	6	100	.610	272	250	45
PHILADELPHIA FLYERS-X	82	42	26	14	98	.598	251	243	40
COLUMBUS BLUE JACKETS-X	82	45	30	7	97	.591	242	230	39
NEW JERSEY DEVILS-X	82	44	29	9	97	.591	248	244	39
CAROLINA HURRICANES	82	36	35	11	83	.506	228	256	33
NEW YORK ISLANDERS	82	35	37	10	80	.488	264	296	32
NEW YORK RANGERS	82	34	39	9	77	.470	231	268	31



FINAL STANDINGS BY CONFERENCE

WESTERN CONFERENCE

TEAM	GP	W	L	OL	PTS	PTS%	GF	GA	ROW
NASHVILLE PREDATORS-P	82	53	18	11	117	.713	267	211	47
WINNIPEG JETS-X	82	52	20	10	114	.695	277	218	48
VEGAS GOLDEN KNIGHTS-X	82	51	24	7	109	.665	272	228	47
MINNESOTA WILD-X	82	45	26	11	101	.616	253	232	42
ANAHEIM DUCKS-X	82	44	25	13	101	.616	235	216	40
SAN JOSE SHARKS-X	82	45	27	10	100	.610	252	229	40
LOS ANGELES KINGS-X	82	45	29	8	98	.598	239	203	43
COLORADO AVALANCHE-X	82	43	30	9	95	.579	257	237	41
ST. LOUIS BLUES	82	44	32	6	94	.573	226	222	41
DALLAS STARS	82	42	32	8	92	.561	235	225	38
CALGARY FLAMES	82	37	35	10	84	.512	218	248	35
EDMONTON OILERS	82	36	40	6	78	.476	234	263	31
CHICAGO BLACKHAWKS	82	33	39	10	76	.463	229	256	32
VANCOUVER CANUCKS	82	31	40	11	73	.445	218	264	31
ARIZONA COYOTES	82	29	41	12	70	.427	208	256	27

EASTERN CONFERENCE

TEAM	GP	W	L	OL	PTS	PTS%	GF	GA	ROW
TAMPA BAY LIGHTNING-Z	82	54	23	5	113	.689	296	236	48
BOSTON BRUINS-X	82	50	20	12	112	.683	270	214	47
WASHINGTON CAPITALS-X	82	49	26	7	105	.640	259	239	46
TORONTO MAPLE LEAFS-X	82	49	26	7	105	.640	277	232	42
PITTSBURGH PENGUINS-X	82	47	29	6	100	.610	272	250	45
PHILADELPHIA FLYERS-X	82	42	26	14	98	.598	251	243	40
COLUMBUS BLUE JACKETS-X	82	45	30	7	97	.591	242	230	39
NEW JERSEY DEVILS-X	82	44	29	9	97	.591	248	244	39
FLORIDA PANTHERS	82	44	30	8	96	.585	248	246	41
CAROLINA HURRICANES	82	36	35	11	83	.506	228	256	33
NEW YORK ISLANDERS	82	35	37	10	80	.488	264	296	32
NEW YORK RANGERS	82	34	39	9	77	.470	231	268	31
DETROIT RED WINGS	82	30	39	13	73	.445	217	255	25
MONTREAL CANADIENS	82	29	40	13	71	.433	209	264	27
OTTAWA SENATORS	82	28	43	11	67	.409	221	291	26
BUFFALO SABRES	82	25	45	12	62	.378	199	280	24



2017-18 SAN JOSE SHARKS SCORING

PLAYER	POS	GP	G	A	P	+/-	PIM	PP	SH	GW	S	S%	TOI/G	FO%
Brent Burns	D	82	12	55	67	-16	46	5	0	2	332	3.6	25:14	0.0
Joe Pavelski	C	82	22	44	66	0	41	7	0	1	224	9.8	19:15	54.9
Logan Couture	C	78	34	27	61	-2	18	10	2	4	204	16.7	18:32	45.8
Evander Kane (Total)	L	78	29	25	54	-9	82	3	4	2	307	9.4	19:35	44.4
(SJS)		17	9	5	14	5	25	0	1	0	80	11.3	20:15	46.0
(BUF)		61	20	20	40	-14	57	3	3	2	227	8.8	19:23	43.7
Tomas Hertl	C	79	22	24	46	-2	41	6	1	5	175	12.6	18:06	50.8
Chris Tierney	C	82	17	23	40	0	8	3	2	2	118	14.4	15:59	51.0
Kevin Labanc	R	77	11	29	40	-6	32	4	0	3	156	7.1	14:21	31.2
Mikkel Boedker	L	74	15	22	37	0	12	4	0	4	119	12.6	13:21	26.3
Timo Meier	R	81	21	15	36	2	51	3	0	4	210	10	14:52	48.6
Joe Thornton	C	47	13	23	36	-9	38	7	0	1	75	17.3	18:20	52.0
Justin Braun	D	81	5	28	33	7	28	0	0	0	115	4.3	21:19	0.0
Joonas Donskoi	R	66	14	18	32	10	26	1	0	2	129	10.9	14:58	41.7
Marc-Edouard Vlasic	D	81	11	21	32	9	34	1	0	2	161	6.8	22:32	0.0
Brenden Dillon	D	81	5	17	22	-7	60	0	0	0	88	5.7	17:19	0.0
Dylan DeMelo	D	63	0	20	20	-1	34	0	0	0	67	0	14:12	0.0
Melker Karlsson	C	71	8	11	19	-5	26	0	1	1	76	10.5	13:14	66.7
Barclay Goodrow	R	47	7	7	14	1	28	0	1	1	57	12.3	10:53	58.8
Jannik Hansen	R	46	2	12	14	2	15	0	0	2	54	3.7	12:02	66.7
Joel Ward	R	52	5	7	12	-2	20	0	0	2	40	12.5	11:52	46.3
Joakim Ryan	D	62	3	9	12	13	8	0	0	1	79	3.8	16:45	0.0
Tim Heed	D	29	3	8	11	0	8	2	0	2	51	5.9	16:01	0.0
Marcus Sorensen	L	32	5	2	7	-5	5	0	0	1	25	20	10:08	50.0
Eric Fehr (Total)	C	18	3	1	4	6	2	0	0	0	27	11.1	11:47	47.5
(SJS)		14	3	1	4	7	0	0	0	0	23	13	12:01	48.0
(TOR)		4	0	0	0	-1	2	0	0	0	4	0	10:56	45.9
Danny O'Regan	C	19	0	4	4	-3	2	0	0	0	17	0	9:58	49.1
Paul Martin	D	14	0	2	2	3	2	0	0	0	6	0	14:45	0.0
Ryan Carpenter	C	16	0	1	1	1	2	0	0	0	20	0	11:23	50.9
Dylan Gambrell	C	3	0	0	0	-1	0	0	0	0	1	0	10:33	50.0

GOALTENDER	GP	GS	W	L	OT	GA	SA	SV	SV%	GAA	SO	MIN
Martin Jones	60	60	30	22	6	145	1,699	1,554	.915	2.55	4	3,416
Aaron Dell	29	22	15	5	4	67	775	708	.913	2.64	2	1,522



2017-18 STATISTICAL BREAKDOWN



Overall record/streak:	45 - 27 - 10 / Lost 1
Home record/streak:	25 - 13 - 3 / Lost 1
Road record/streak:	20 - 14 - 7 / Lost 2
Last 5 Games:	1 - 4 - 0
Last 10 Games:	5 - 4 - 1
1-Goal Games:	18 - 4 - 10
2-Goal Games:	10 - 14
3-Goal Games:	17 - 9
Scoring first:	28 - 8 - 4
Opponent scoring first:	17 - 19 - 6
Leading after 1 period:	25 - 2 - 3
Trailing after 1 period:	10 - 11 - 4
Tied after 1 period:	10 - 14 - 3
Leading after 2 periods:	30 - 1 - 2
Trailing after 2 periods:	5 - 21 - 3
Tied after 2 periods:	10 - 5 - 5
OT Record - This Season:	10 - 10
OT Record - Franchise:	147 - 157 - 121
Shootout Record - This Season:	5 - 3
Shootout Record - Franchise:	69 - 60
Outshooting opponent:	22 - 18 - 4
Outshot by opponent:	21 - 9 - 6
Even shots:	2 - 0 - 0
vs. Atlantic:	8 - 5 - 3
vs. Metropolitan:	8 - 8 - 0
vs. EASTERN CONFERENCE:	16 - 13 - 3
vs. Central:	8 - 9 - 4
vs. Pacific:	21 - 5 - 3
vs. WESTERN CONFERENCE:	29 - 14 - 7

MONTH BY MONTH RECORD

	W-L-OT	POINTS
October:	6-5-0	12
November:	7-3-2	16
December:	7-4-2	16
January:	6-4-4	16
February:	8-5-1	17
March:	10-4-1	21
April:	1-2-0	2
Totals:	45-27-10	100

SITUATIONAL GOALS
FOR AND AGAINST

	FOR	AGAINST
5 on 5:	159	166
5 on 4:	49	4
5 on 3:	4	0
4 on 4:	1	3
4 on 3:	0	0
3 on 3:	5	7
3 on 4:	0	0
3 on 5:	0	2
4 on 5:	6	31
Empty Net:	14	14
Penalty Shots:	1	0
Total:	247	226

PENALTIES

GP	MIN	AVG./RANK
82	630	7.7 (T-6th NHL)

POWER PLAY

	G/ATT	%
Overall:	53/257	20.6 (16th NHL)
Home:	32/136	23.5 (13th NHL)
Road:	21/121	17.4 (24th NHL)
3 SHORTHANDED GOALS ALLOWED (T-1st NHL)		

GOALS BY PERIOD

	1	2	3	OT	T	AVG
San Jose Sharks:	79	89	74	5	247	(3.0 avg.)
Opponents:	75	71	73	7	226	(2.8 avg.)

SHOTS BY PERIOD

	1	2	3	OT	T	AVG
San Jose Sharks:	859	931	879	33	2702	(33.0 avg.)
Opponents:	799	861	788	40	2488	(30.3 avg.)

PENALTY KILLING

	G	ATT	%
Overall:	34	224	84.8 (2nd NHL)
Home:	12	105	88.6 (2nd NHL)
Road:	22	119	81.5 (8th NHL)

7 SHORTHANDED GOALS SCORED (T-11th NHL)



SHOOTOUT

SHOOTER	G/S	%	GDG
Joe Pavelski	5 / 8	62.5	3
Joonas Donskoi	3 / 5	60.0	1
Logan Couture	3 / 6	50.0	0
Tim Heed	1 / 2	50.0	0
Kevin Labanc	2 / 5	40.0	1
Brent Burns	1 / 5	20.0	0
Chris Tierney	1 / 5	20.0	0
Tomas Hertl	0 / 2	0.0	0

GOALTENDER	REC.	G/S	%
Martin Jones	4 - 3	12/36	.667
Aaron Dell	1 - 0	0/3	1.000

SHORTHANDED

PLAYER	G	A	P
Evander Kane	4	0	4
Chris Tierney	2	2	4
Logan Couture	2	1	3
Tomas Hertl	1	2	3
Brent Burns	0	1	1
Barclay Goodrow	1	0	1
Jannik Hansen	0	1	1
Melker Karlsson	1	0	1
Joakim Ryan	0	1	1
Marc-Edouard Vlasic	0	1	1

POWER PLAY

PLAYER	G	A	P
Brent Burns	5	22	27
Joe Pavelski	7	16	23
Logan Couture	10	11	21
Joe Thornton	7	11	18
Kevin Labanc	4	13	17
Tomas Hertl	6	6	12
Evander Kane	3	6	9
Mikkel Boedker	4	4	8
Chris Tierney	3	4	7
Joonas Donskoi	1	4	5
Tim Heed	2	3	5
Timo Meier	3	1	4
Dylan DeMelo	0	3	3
Marc-Edouard Vlasic	1	2	3



SHARKS 2017-18 HOME POINTS

PLAYER	POS	GP	G	A	P	+/-	PIM	TOI/G
Joe Pavelski	C	41	17	28	45	16	19	19:25
Brent Burns	D	41	6	31	37	-3	12	25:21
Logan Couture	C	38	19	11	30	-8	8	18:40
Tomas Hertl	C	39	13	11	24	-5	25	17:33
Chris Tierney	C	41	7	15	22	9	4	15:27
Kevin Labanc	R	38	6	16	22	2	18	14:23
Joe Thornton	C	23	5	15	20	1	22	18:53
Timo Meier	R	41	12	7	19	5	29	14:20
Mikkel Boedker	L	38	8	11	19	-1	6	13:44
Joonas Donskoi	R	34	9	9	18	8	12	15:03
Marc-Edouard Vlasic	D	40	5	11	16	2	12	21:55
Dylan DeMelo	D	30	0	16	16	7	26	14:41
Justin Braun	D	41	4	9	13	1	18	20:38
Brenden Dillon	D	40	1	11	12	0	17	17:09
Barclay Goodrow	R	23	5	3	8	-2	10	11:23
Melker Karlsson	C	34	3	5	8	-12	12	13:24
Evander Kane	L	10	3	5	8	4	15	19:28
Joakim Ryan	D	29	2	5	7	10	6	17:12
Tim Heed	D	17	2	5	7	-2	6	17:17
Jannik Hansen	R	25	2	4	6	3	11	12:17
Joel Ward	R	23	2	4	6	-1	6	11:56
Marcus Sorensen	L	17	2	2	4	-1	5	9:58
Eric Fehr	C	8	2	1	3	3	0	11:30
Paul Martin	D	9	0	2	2	1	0	14:45
Danny O'Regan	C	8	0	2	2	-4	2	9:54
Ryan Carpenter	C	7	0	0	0	-2	2	11:17
Dylan Gambrell	C	3	0	0	0	-1	0	10:33



SHARKS 2017-18 ROAD POINTS

PLAYER	POS	GP	G	A	P	+/-	PIM	TOI/G
Logan Couture	C	40	15	16	31	6	10	18:25
Brent Burns	D	41	6	24	30	-13	34	25:08
Tomas Hertl	C	40	9	13	22	3	16	18:37
Joe Pavelski	C	41	5	16	21	-16	22	19:05
Justin Braun	D	40	1	19	20	6	10	22:01
Chris Tierney	C	41	10	8	18	-9	4	16:32
Mikkel Boedker	L	36	7	11	18	1	6	12:57
Kevin Labanc	R	39	5	13	18	-8	14	14:18
Timo Meier	R	40	9	8	17	-3	22	15:24
Joe Thornton	C	24	8	8	16	-10	16	17:49
Marc-Edouard Vlasic	D	41	6	10	16	7	22	23:09
Joonas Donskoi	R	32	5	9	14	2	14	14:53
Melker Karlsson	C	37	5	6	11	7	14	13:06
Brenden Dillon	D	41	4	6	10	-7	43	17:28
Jannik Hansen	R	21	0	8	8	-1	4	11:44
Evander Kane	L	7	6	0	6	1	10	21:21
Joel Ward	R	29	3	3	6	-1	14	11:48
Barclay Goodrow	R	24	2	4	6	3	18	10:24
Joakim Ryan	D	33	1	4	5	3	2	16:21
Tim Heed	D	12	1	3	4	2	2	14:13
Dylan DeMelo	D	33	0	4	4	-8	8	13:45
Marcus Sorensen	L	15	3	0	3	-4	0	10:20
Danny O'Regan	C	11	0	2	2	1	0	10:01
Eric Fehr	C	6	1	0	1	4	0	12:42
Ryan Carpenter	C	9	0	1	1	3	0	11:28
Paul Martin	D	5	0	0	0	2	2	14:46



SHARKS 2017-18 GAME-BY-GAME RESULTS

H/A	#	DATE	TEAM	W/L/OT	SCORE	RECORD	SJ GOALS	PP	PK	SF-SA	SJ GOALTENDER	ATT.	FACE OFFS
H	1	10/4/2017	Philadelphia	L	3-5	0-1-0	62, 62, 39	2-6	2-5	35-31	31	17,562	48%
H	2	10/7/2017	Los Angeles	L	1-4	0-2-0	89	0-4	6-6	25-38	31, 30	17,562	51%
H	3	10/12/2017	Buffalo	W	3-2	1-2-0	48, 50, 28	1-3	3-3	26-25	31	17,402	53%
H	4	10/14/2017	NY Islanders	L	1-3	1-3-0	62	1-1	3-3	41-23	30	17,562	65%
H	5	10/17/2017	Montreal	W	5-2	2-3-0	39, 8, 48, 39, 19*	2-7	5-6	35-30	31	17,577	53%
A	6	10/20/2017	@ New Jersey	W	3-0	3-3-0	68, 8, 27	0-5	5-5	33-28	31	14,381	63%
A	7	10/21/2017	@ NY Islanders	L	3-5	3-4-0	39, 39, 39	1-4	2-2	31-23	30	11,877	49%
A	8	10/23/2017	@ NY Rangers	W	4-1	4-4-0	39, 72, 27, 68	0-1	6-6	24-34	31	18,006	45%
A	9	10/26/2017	@ Boston	L	1-2	4-5-0	19	1-6	2-2	37-33	31	17,565	55%
A	10	10/28/2017	@ Buffalo	W	3-2	5-5-0	27, 50, 39	0-3	4-5	31-33	30	18,892	48%
H	11	10/30/2017	Toronto	W	3-2	6-5-0	8, 72, 42*	1-4	0-0	39-18	31	17,562	55%
H	12	11/1/2017	Nashville	W	4-1	7-5-0	27, 8, 44, 89	1-8	4-4	23-20	31	16,543	46%
H	13	11/4/2017	Anaheim	W SO	2-1	8-5-0	42, 27*	0-3	1-1	45-26	31	17,562	53%
H	14	11/8/2017	Tampa Bay	L	1-5	8-6-0	27	0-2	3-4	33-30	31, 30	17,044	66%
H	15	11/11/2017	Vancouver	W	5-0	9-6-0	48, 39*, 39*, 50**, 50**	0-4	5-5	31-41	30	17,562	52%
A	16	11/12/2017	@ Los Angeles	W	2-1	10-6-0	68, 42	0-3	3-4	33-27	31	18,230	48%
H	17	11/16/2017	Florida	L	0-2	10-7-0	None	0-2	1-1	35-28	31	16,411	52%
H	18	11/18/2017	Boston	L	1-3	10-8-0	28	0-3	1-1	37-20	30	17,442	50%
H	19	11/20/2017	Anaheim	L SO	2-3	10-8-1	27, 27	1-3	2-2	42-30	31	17,257	49%
A	20	11/22/2017	@ Arizona	W	3-1	11-8-1	19, 39, 42*	0-1	3-3	26-27	31	11,214	43%
A	21	11/24/2017	@ Vegas	L*	4-5	11-8-2	48, 88, 50, 89	1-2	2-4	26-33	31, 30	18,094	42%
H	22	11/25/2017	Winnipeg	W	4-0	12-8-2	72, 39, 39*, 48*	1-2	3-3	34-38	31	17,189	62%
A	23	11/28/2017	@ Philadelphia	W	3-1	13-8-2	50, 19, 44	1-5	2-2	34-23	30	18,935	46%
A	24	11/1/2017	@ Florida	W	2-1	14-8-2	8, 50	0-0	2-2	32-40	30	12,323	49%
A	25	12/2/2017	@ Tampa Bay	L	2-5	14-9-2	23, 61	0-1	1-2	27-43	31	19,092	51%
A	26	12/4/2017	@ Washington	L	1-4	14-10-2	28	0-1	4-6	25-29	31	18,506	41%
H	27	12/7/2017	Carolina	W*	5-4	15-10-2	68*, 19, 39, 23*, 88	2-3	3-3	33-25	31	16,947	42%
H	28	12/9/2017	Ottawa	W	5-0	16-10-2	39, 44, 68, 8, 48	2-8	4-4	50-25	30	17,562	51%
H	29	12/10/2017	Minnesota	L*	3-4	16-10-3	88, 88, 48	2-7	2-3	34-24	31	17,205	47%
A	30	12/14/2017	@ Calgary	W	3-2	17-10-3	28, 50, 27	1-3	3-3	29-34	30	18,730	52%
A	31	12/15/2017	@ Vancouver	L*	3-4	17-10-4	88, 20, 88	1-4	1-3	37-40	31	17,278	58%
A	32	12/18/2017	@ Edmonton	L	3-5	17-11-4	8, 48, 20	1-3	2-2	21-29	31	18,347	53%
H	33	12/21/2017	Vancouver	W*	5-4	18-11-4	19, 28, 19, 48, 62	3-5	4-4	32-40	30	17,562	52%
H	34	12/23/2017	Los Angeles	W	2-0	19-11-4	20, 48	1-5	2-2	31-28	31	17,562	55%
H	35	12/28/2017	Calgary	W SO	3-2	20-11-4	8, 28, 8*	1-3	2-3	32-34	31	17,562	59%
A	36	12/31/2017	@ Dallas	L	0-6	20-12-4	None	0-3	2-3	26-32	31, 30	18,532	44%
A	37	1/2/2018	@ Montreal	W	4-1	21-12-4	19, 44, 28, 28	1-4	4-5	33-31	30	21,302	50%
A	38	1/4/2018	@ Toronto	L SO	2-3	21-12-5	4, 50	0-5	1-4	35-28	31	19,132	51%
A	39	1/5/2018	@ Ottawa	L*	5-6	21-12-6	48*, 68, 50, 88, 48	2-3	1-2	35-43	30	16,061	37%
A	40	1/7/2018	@ Winnipeg	L	1-4	21-13-6	39	1-4	1-3	32-30	31	15,321	47%
H	41	1/13/2018	Arizona	W*	6-5	22-13-6	19, 8, 39, 27, 27, 44	1-1	1-1	44-21	31, 30	17,562	58%
A	42	1/15/2018	@ Los Angeles	W	4-1	23-13-6	50, 23, 89, 19*	0-1	1-1	33-36	31	18,230	45%
A	43	1/16/2018	@ Arizona	W SO	3-2	24-13-6	19, 89, 8*	1-2	2-2	22-32	30	11,961	46%
A	44	1/18/2018	@ Colorado	L	3-5	24-14-6	28, 44, 19	0-7	3-4	48-24	31	14,349	57%
H	45	1/20/2018	Pittsburgh	W	2-1	25-14-6	28, 48	1-3	3-3	36-32	30	17,562	51%
A	46	1/21/2018	@ Anaheim	W	6-2	26-14-6	44, 62, 89, 19, 89, 68	2-5	2-3	26-35	30	17,347	46%
H	47	1/23/2018	Winnipeg	L*	4-5	26-14-7	8, 39, 50, 28	1-3	2-3	33-23	30	17,237	47%
H	48	1/25/2018	NY Rangers	L	5-6	26-15-7	23, 39, 39, 44, 48	0-1	2-3	28-29	30	17,477	50%
A	49	1/30/2018	@ Pittsburgh	L	2-5	26-16-7	88, 39	2-5	3-3	42-31	31	18,496	41%
A	50	1/31/2018	@ Detroit	L SO	1-2	26-16-8	62	0-2	3-3	31-44	31	19,515	53%
A	51	2/2/2018	@ Columbus	W	3-1	27-16-8	39, 62, 44	2-3	1-1	28-29	31	16,867	46%
A	52	2/4/2018	@ Carolina	W	3-1	28-16-8	28, 50, 88	0-0	1-1	26-30	30	11,614	52%
A	53	2/6/2018	@ Colorado	L	1-3	28-17-8	42	0-2	2-2	39-20	31	13,349	56%
H	54	2/8/2018	Vegas	L	3-5	28-18-8	8, 28, 8	2-4	4-5	38-33	31	17,562	55%
H	55	2/10/2018	Edmonton	W	6-4	29-18-8	47, 8, 23, 48, 47, 8	0-1	3-3	30-31	30	17,562	59%
A	56	2/11/2018	@ Anaheim	W SO	3-2	30-18-8	39, 28, 8*	0-1	2-2	39-27	31	17,435	58%
H	57	2/13/2018	Arizona	L	1-2	30-19-8	89	0-4	1-2	41-26	31	17,125	59%
H	58	2/15/2018	Vancouver	W	4-1	31-19-8	89, 88, 20, 50	0-3	1-1	30-44	31	17,274	43%
H	59	2/18/2018	Dallas	W	5-2	32-19-8	8, 68, 89, 89, 61	0-2	0-0	28-28	31	17,562	55%
A	60	2/20/2018	@ St. Louis	W	3-2	33-19-8	39, 27, 89	0-2	2-3	23-33	31	17,297	51%
A	61	2/22/2018	@ Nashville	L	1-7	33-20-8	39	0-5	1-2	34-46	30	17,354	54%
A	62	2/23/2018	@ Chicago	L	1-3	33-21-8	28	0-1	2-2	43-36	31	21,906	61%
A	63	2/25/2018	@ Minnesota	L*	2-3	33-21-9	47, 50	0-1	3-3	28-41	31	19,105	54%
H	64	2/27/2018	Edmonton	W	5-2	34-21-9	8, 61, 28, 39, 89*	0-3	2-2	37-26	31	17,327	52%
H	65	3/1/2018	Chicago	W	7-2	35-21-9	8, 39, 62, 28, 8, 44, 23	0-1	1-1	34-34	31	17,086	50%
H	66	3/4/2018	Columbus	L	2-4	35-22-9	27, 9	0-4	2-2	35-28	31, 30	17,211	60%
H	67	3/8/2018	St. Louis	W	2-0	36-22-9	89, 48*	1-2	1-1	36-36	31	17,400	53%



H/A	#	DATE	TEAM	W/L/OT	SCORE	RECORD	SJ GOALS	PP	PK	SF-SA	SJ GOALTENDER	ATT.	FACE OFFS
H	68	3/10/2018	Washington	L	0-2	36-23-9	None	0-2	0-0	24-26	31	17,562	38%
H	69	3/12/2018	Detroit	W	5-3	37-23-9	27, 16, 62, 28, 50*	1-3	2-2	34-26	31	17,199	47%
A	70	3/14/2018	@ Edmonton	W*	4-3	38-23-9	48, 39, 4, 48	1-4	1-1	40-28	31	18,347	52%
A	71	3/16/2018	@ Calgary	W	7-4	39-23-9	9, 9, 62, 9, 48, 9, 16*	0-2	2-2	28-34	31	19,196	46%
A	72	3/17/2018	@ Vancouver	W	5-3	40-23-9	62, 39, 28, 28, 48*	1-4	1-4	30-31	30	18,332	50%
H	73	3/20/2018	New Jersey	W	6-2	41-23-9	16, 8, 36, 23, 39, 89	2-2	4-4	25-28	31	17,209	55%
H	74	3/22/2018	Vegas	W*	2-1	42-23-9	88, 39	0-6	2-2	44-25	31	17,562	50%
H	75	3/24/2018	Calgary	W	5-1	43-23-9	4, 36, 9*, 61, 9	0-3	4-4	33-38	31	17,562	52%
A	76	3/26/2018	@ Chicago	W SO	4-3	44-23-9	20, 9, 48, 62!	0-3	2-2	38-31	31	21,712	55%
A	77	3/27/2018	@ St. Louis	L*	2-3	44-23-10	9, 8	1-2	0-1	24-32	30	18,947	53%
A	78	3/29/2018	@ Nashville	L	3-5	44-24-10	39, 4, 89	0-6	5-5	42-32	31	17,543	56%
A	79	3/31/2018	@ Vegas	L	2-3	44-25-10	8, 44	0-2	4-4	31-38	31	18,458	44%
H	80	4/3/2018	Dallas	L	2-4	44-26-10	39, 28	1-1	1-1	31-23	31	17,451	54%
H	81	4/5/2018	Colorado	W	4-2	45-26-10	61, 39, 27, 48*	1-2	0-1	36-25	31	17,497	54%
H	82	4/7/2018	Minnesota	L	3-6	45-27-10	88, 8, 28	0-2	1-1	30-24	31, 30	17,562	52%

KEY:

W* = OVERTIME WIN

L* = OVERTIME LOSS

W SO = SHOOTOUT WIN

L SO = SHOOTOUT LOSS

POWER PLAY
SHORTHANDED *
GAME-WINNING
PENALTY SHOT #
EMPTY NET ^
SHOOTOUT DETERMINING GOAL !
SHARKS STATISTICAL LEADERS

POINTS:	B. BURNS (67), J. PAVELSKI (66), L. COUTURE (61)
GOALS:	L. COUTURE (34), E. KANE (29), J. PAVELSKI (22)
ASSISTS:	B. BURNS (55), J. PAVELSKI (44), K. LABANC (29)
PP GOALS:	L. COUTURE (10), J. THORNTON (7), J. PAVELSKI (7)
SH GOALS:	E. KANE (4), L. COUTURE (2), C. TIERNEY (2)
GW GOALS:	T. HERTL (5), L. COUTURE (4), M. BOEDKER (4)
3+ GOALS:	L. COUTURE (1), E. KANE (1)
PIM:	E. KANE (82), B. DILLON (60), T. MEIER (51)
SHOTS:	B. BURNS (332), E. KANE (307), J. PAVELSKI (224)
+/-:	J. RYAN (+13), J. DONSKOI (+10), M. VLASIC (+9)

SHARKS GOALTENDER LEADERS

GAMES PLAYED	JONES (60), DELL (29)
MINUTES	JONES (3416), DELL (1522)
WINS	JONES (30), DELL (15)
GOALS-AGAINST AVERAGE	JONES (2.55), DELL (2.64)
SAVE PERCENTAGE	JONES (.915), DELL (.913)
SHUTOUTS	JONES (4), DELL (2)



FRANCHISE RECORDS TIED OR SET IN 2017-18

TEAM

GOALS

FEWEST GOALS, GAME AT HOME — 0 (61 times, most recent — 3/10/18 vs. Washington [0-2 L])

FEWEST GOALS, GAME ON ROAD — 0 (67 times, most recent — 12/31/17 at Dallas [0-6 L])

FEWEST GOALS ALLOWED, GAME AT HOME — 0 (80 times, most recent — 3/8/18 vs. St. Louis [2-0 W])

FEWEST GOALS ALLOWED, GAME ON ROAD — 0 (68 times, most recent — 10/20/17 at New Jersey [3-0 W])

EARLIEST GOAL FROM START OF 2nd PERIOD, AGAINST — 0:10, 11/25/17 at Vegas (4-5 OTL); William Karlsson

EARLIEST GOAL FROM START OF OVERTIME, AGAINST — 0:07, 1/6/18 at Ottawa (5-6 OTL); Matt Duchene

POINTS

FEWEST POINTS, GAME — 0 (128 times, most recent — 3/10/18 vs. Washington [0-2 L])

FEWEST POINTS AGAINST, GAME — 0 (148 times, most recent — 3/8/18 vs. St. Louis [2-0 W])

SHOTS

MOST SHOTS FACED, OT ON ROAD — 7 (4 times, most recent — 1/31/18 at Detroit [1-2 SOL])

SPECIAL TEAMS

MOST CONSECUTIVE GAMES NOT SCORING A PPG — 12, 2/10/18 vs. Edmonton thru 3/4/18 vs. Columbus (0 for 28)

MOST SHG, GAME — 3, [twice, most recent — 11/11/17 vs. Vancouver (5-0 W)]

MOST SHG, PERIOD — 2, (5 times, most recent — 11/11/17 vs. Vancouver (5-0 W) (Chris Tierney [2]), 3rd period

FEWEST PENALTIES FOR, GAME AT HOME — 0, 3/10/18 vs. Washington [0-2 L], 0 PIM

FEWEST PENALTIES AGAINST, GAME ON ROAD — 0, 12/1/17 at Florida (2-1 W), 0 PIM

FEWEST PIM FOR, GAME AT HOME — 0, 3/10/18 vs. Washington [0-2 L], 0 PIM

FEWEST PIM AGAINST, GAME ON ROAD — 0, 12/1/17 at Florida (2-1 W), 0 PIM

INDIVIDUAL RECORDS

MOST GOALS, GAME — 4, (4 times, most recent Evander Kane, 3/16/18 at Calgary [7-4 W])

MOST SHG, GAME — 2 (3 times, most recent — Chris Tierney, 11/25/17 vs. Vancouver [5-0 W])

GOALTENDERS

SHARKS

MOST MINUTES, GAME — 65:00 (numerous times, most recent — Martin Jones, 3/27/18 at Chicago [4-3 WSO])

FEWEST GOALS ALLOWED, GAME — 0 (148 times, most recent — Martin Jones, 3/8/18 vs. St. Louis [2-0 W])

OPPONENTS

MOST MINUTES, GAME BY OPPONENT — 65:00 (Numerous times, most recent — John Gibson, 2/11/18 at Anaheim [3-2 WSO])

FEWEST GOALS ALLOWED, GAME BY OPPONENT — 0 (128 times, most recent — Philipp Grubauer, 3/10/18 vs. Washington [0-2 L])

KEY:

(& - NHL RECORD; \$ - TIES AN NHL RECORD)



2017-18 SAN JOSE SHARKS SEASON HIGHS AND LOWS

SEASON	GOALS	ALL-TIME
7, 2X, 3/16/18 at Calgary (7-4 W)	Most, Game	10, 2X, MR, 3/30/01 vs. Columbus (10-2 W)
0, 3X, MR, 3/10/18 vs. Washington (0-2 L)	Fewest, Game	0, 128X, MR, 3/10/18 vs. Washington (0-2 L)
7, 2/22/18 at Nashville (1-7 L)	Most Allowed	13, 2/10/93 at Calgary (1-13 L)
0, 6X, MR, 3/8/18 vs. St. Louis (2-0 W)	Fewest Allowed	0, 148X, MR, 3/8/18 vs. St. Louis (2-0 W)
4, 4X, MR, 3/16/18 at Calgary (7-4 W)	Most, Period	6, 3X MR, 1/22/13 at Edmonton (6-3 W), 1st
4, 2x, MR, 2/22/18 at Nashville (1-7 L), 3rd	Most Allowed, Period	8, 12/17/91 at Pittsburgh (2-10 L), 2nd
SHOTS		
50, 12/9/17 vs. Ottawa (5-0 W)	Most, Game	59, 1/29/14 at Edmonton (0-3 L)
21, 12/18/17 at Edmonton (3-5 L)	Fewest, Game	9, 11/4/98 vs. Dallas (4-0 W)
46, 2/22/18 at Nashville (1-7 L)	Most Faced, Game	59, 12/26/92 vs. Los Angeles (7-2 W)
16, 3/8/18 vs. St. Louis (2-0 W)	Fewest Faced, Game	11, 10/28/08 vs. Pittsburgh (2-1 W)
24, 3/29/18 at Nashville (3-5 L)	Most, Period	29, 3/18/14 vs. Florida (2-3 L), 3rd
1, 4/3/18 vs. Dallas (2-4 L), 3rd	Fewest, Period (reg.)	0, 3X, MR 10/11/14 vs. Winnipeg (3-0 W), 3rd
22, 2X, MR, 2/15/18 vs. Vancouver (4-1 W), 2nd	Most Faced, Period	25, 4X MR, 12/31/13 at Anaheim (6-3 L), 2nd
2, 3X, MR, 3/8/18 vs. St. Louis (2-0 W), 3rd	Fewest Faced, Period (reg.)	0, 4X MR, 3/21/08 vs. Anaheim (2-1 W), 3rd
SPECIAL TEAMS		
3, 12/21/17 vs. Vancouver (5-4 OTW)	Most PPG, Game	6, 1/7/07 vs. Detroit (9-4 W)
3, 2X, 3/17/18 at Vancouver (5-3 W)	Most PPG Allowed, Game	5, 5X MR, 2/18/04 at Nashville (3-7 L)
3, 11/11/17 vs. Vancouver (5-0 W)	Most SHG, Game	3, 2X, MR, 11/11/17 vs. Vancouver (5-0 W)
1, 3X, MR, 3/31/18 at Vegas (2-3 L)	Most SHG Allowed, Game	3, 11/25/09 vs. Chicago (2-7L)
12, 12/4/17 at Washington (1-4 L), 41 PIM	Most Penalties For, Game	21, 1/26/93 at Los Angeles (1-7 L), 92 PIM
12, 11/1/17 vs. Nashville (4-1 W), 35 PIM	Most Penalties by Opp., Game	22, 2/18/93 vs. Winnipeg (5-3 W), 82 PIM
0, 3X, MR, 3/10/18 vs. Washington (0-2 L)	Fewest Penalties For, Game	0, 16X MR, 3/10/18 vs. Washington (0-2 L)
0, 12/1/17 at Florida (2-1 W) 0 PIM	Fewest Penalties by Opp., Game	0, 4X, MR 12/1/17 at Florida (2-1 W)
41, 12/4/17 at Washington (1-4 L), 12 penalties	Most PIM, Game	102, 2/5/97 vs. Los Angeles (3-2 W), 17 Penalties
0, 3X, MR, 3/10/18 vs. Washington (0-2 L)	Fewest PIM, Game	0, 16X, MR, 3/10/18 vs. Washington (0-2 L)
RTSS STATS		
30, 2X, MR, 1/4/18 at Toronto (2-3 SOL)	Hits, Game	52, 4/3/14 vs. Los Angeles (2-1 W)
29, 1/16/18 at Arizona (3-2 SOW)	Blocked Shots, Game	32, 12/16/16 at Montreal (4-2 W)
23, 11/16/17 vs. Florida (0-2 L)	Takeaways, Game	29, 10/22/01 at New York Rangers (5-1 W)





SEASON	OVERALL STREAKS	ALL-TIME
8, 3/12/18 vs. Detroit thru 3/26/18 at Chicago (8-0-0)	Longest Winning	11, 2/21/08 at Philadelphia thru 3/14/08 vs. St. Louis (11-0-0)
8, 3/12/18 vs. Detroit thru 3/26/18 at Chicago (8-0-0)	Longest Unbeaten	11, 2/21/08 at Philadelphia thru 3/14/08 vs. St. Louis (11-0-0)
9, 3/12/18 vs. Detroit thru 3/27/18 at St. Louis (8-0-1)	Most Games Recording a Point	20, 2/21/08 at Philadelphia thru 4/1/08 vs. LA (18-0-2)
3, 3/29/18 at Nashville thru 4/3/18 vs. Dallas (0-3-0)	Longest Losing in Regulation	17 games, 1/4/93 thru 2/12/93 (ties NHL record)
4, 2x, MR, 3/27/18 at St. Louis thru 4/3/18 vs. Dallas (0-3-1)	Longest Winless	20 games, 12/29/92-2/12/93, (0-19-1)
SHARKS INDIVIDUAL		
4, 5X, MR, Kane (4-0=4), 3/16/18 at Calgary (7-4 W)	Most Points, Game	6, O. Nolan (3-3=6) 10/4/99 vs. Chicago (7-1 W)
4, Kane (4-0=4), 3/16/18 at Calgary (7-4 W)	Most Goals, Game	4, 4X, MR, Kane (4-0=4), 3/16/18 at Calgary (7-4 W)
3, 8x, MR, Burns (0-3=3), 3/20/18 vs. New Jersey (6-2 W)	Most Assists, Game	4, 19X MR, J. Pavelski (0-4=4), 3/15/11 at Dallas (6-3 W)
43, 2x, MR, M. Jones, 2/15/18 vs. Vancouver (4-1 W)	Most Saves, Game	57, Jeff Hackett, 12/26/92 vs. Los Angeles (7-2 W)
10, 3x MR, Kane, 3/26/18 at Chicago (4-3 SOW)	Most Shots, Game	12, P. Marleau, 3/31/11 vs. Dallas (6-0 W)
10, Braun, 10/20/17 at New Jersey (3-0 W)	Most Hits, Game	12, T. Wingels, 3/25/14 at Edmonton (5-2 W)
9, 2X, MR, Burns, 3/1/18 vs. Chicago (7-2 W)	Most Blocked Shots, Game	9, 2x, MR, Burns, 3/1/18 vs. Chicago (7-2 W)
6, Burns, 11/8/17 vs. Tampa Bay (1-5 L)	Most Takeaways, Game	7, J. Thornton, 11/3/11 vs. Pittsburgh (4-3 SOW)
19, Dillon, 12/4/17 vs. Washington (1-4 L), 4 penalties	Most PIM, Game	41, J. Shelley, 4/6/08 at Dallas (2-4 L), 7 penalties
OPPONENTS INDIVIDUAL		
4, Hoffman (1-3=4), 1/5/18 at Ottawa (5-6 OTL)	Most Points, Game	7, M. Lemieux (1-6=7), 12/5/92 vs. Pittsburgh (4-9 L)
3, 3x, MR, Benn (3-0=3), 4/3/18 vs. Dallas (2-4 L)	Most Goals, Game	5, M. Ricci, 2/17/94 vs. Quebec (2-8 L)
3, 7X, MR, Forsberg, 3/29/18 at Nashville (3-5 L)	Most Assists, Game	6, M. Lemieux, 12/5/92 vs. Pittsburgh (4-9 L)
45, 2x, MR, Bernier, 1/18/18 at Colorado (3-5 L)	Most Saves, Game	59, B. Scrivens, 1/29/14 at Edmonton (0-3 L)



SHARKS 2017-18 SEASON RECORD BOOK

HAT TRICKS

SHARKS (2)

GOALS	PLAYER	DATE	GAME	SCORE	GOALTENDER(S)
4	Evander Kane	March 16, 2018	at Vancouver	7-4 W	Mike Smith
3	Logan Couture	Oct. 22, 2017	at NY Islanders	3-5 L	Thomas Greiss

OPPONENTS (3)

GOALS	PLAYER	DATE	GAME	SCORE	GOALTENDER(S)
3	Jamie Benn	April 3, 2018	vs. Dallas	2-4 L	Martin Jones (2), Empty Net (1)
3	Evgeni Malkin	Jan. 31, 2018	at Pittsburgh	2-5 L	Martin Jones (2), Empty Net (1)
3	Wayne Simmonds	Oct. 4, 2017	vs. Philadelphia	3-5 L	Martin Jones (2), Empty Net (1)

SHUTOUTS

SHARKS (6)

DATE	OPPONENT	GOALTENDER	SCORE	SAVES
March 8, 2018	vs. St. Louis	Martin Jones	2-0	16
Dec. 23, 2017	vs. Los Angeles	Martin Jones	2-0	28
Dec. 9, 2017	vs. Ottawa	Aaron Dell	5-0	25
Nov. 25, 2017	vs. Winnipeg	Martin Jones	4-0	38
Nov. 11, 2017	vs. Vancouver	Aaron Dell	5-0	41
Oct. 20, 2017	at New Jersey	Martin Jones	3-0	28

OPPONENTS (3)

DATE	OPPONENT	GOALTENDER	SCORE	SAVES
March 10, 2018	vs. Washington	Philipp Grubauer	0-2	24
Dec. 31, 2017	at Dallas	Ben Bishop	0-6	26
Nov. 17, 2017	vs. Florida	Roberto Luongo	0-1	35

PENALTY SHOTS

SHARKS (2)

DATE	OPPONENT	PLAYER	GOALTENDER	RESULT	TIME	PERIOD	SCORE
March 29, 2018	at Nashville	Logan Couture	Juuse Saros	Unsuccessful	18:07	3rd	3-5 L
Nov. 11, 2017	vs. Vancouver	Chirs Tierney	Jacob Markstrom	Successful	19:47	3rd	5-0 W

OPPONENTS (2)

DATE	OPPONENT	GOAL SCORER	GOALTENDER	RESULT	TIME	PERIOD	SCORE
March 1, 2018	vs. Chicago	Anthony Duclair	Martin Jones	Unsuccessful	14:51	3rd	7-2 W
Feb. 22, 2018	at Nashville	Colton Sissons	Aaron Dell	Unsuccessful	15:21	3rd	1-7 L

EXTRA ATTACKER GOALS

SHARKS (8)

DATE	OPPONENT	GOAL SCORER	TIME	PERIOD	FINAL SCORE
April 7, 2018	vs. Minnesota	Timo Meier	18:50	3rd	3-6 L
March 31, 2018	at Vegas	Marc-Edouard Vlasic	9:50	2nd	2-3 L
March 12, 2018	vs. Detroit	Eric Fehr	12:39	1st	5-3 W
Feb. 11, 2018	at Anaheim	Timo Meier	19:06	3rd	3-2 W (SO)
Jan. 25, 2018	vs. NY Rangers	Tomas Hertl	19:10	3rd	5-6 L
Jan. 13, 2018	vs. Arizona	Joonas Donskoi	19:44	3rd	6-5 W (OT)
Oct. 23, 2017	at NY Rangers	Logan Couture	1:56	1st	4-1 W
Oct. 21, 2017	at NY Islanders	Logan Couture	18:08	3rd	3-5 L



OPPONENTS (1)

DATE	OPPONENT	GOAL SCORER	TIME	PERIOD	FINAL SCORE
March 16, 2018	at Calgary	Micheal Ferland	14:25	3	7-4 W

OVERTIME VICTORIES (5)

DATE	OPPONENT	GWG	GOALTENDER	TIME	SCORE
March 22, 2018	vs. Vegas	Logan Couture	Malcolm Subban	0:39	2-1
March 14, 2018	at Edmonton	Tomas Hertl	Al Montoya	2:40	3-4
Jan. 13, 2018	vs. Arizona	Marc-Edouard Vlasic	Scott Wedgewood	2:42	6-5
Dec. 21, 2017	vs. Vancouver	Kevin Labanc	Jacob Markstrom	1:53	5-4
Dec. 7, 2017	vs. Carolina	Brent Burns	Cam Ward	0:22	5-4

SHOOTOUT VICTORIES (5)

DATE	OPPONENT	SO WINNER	SJ CON/ ATT.	OPP CON/ ATT.	SCORE	GOALTENDER (SJ/OPP)
Mar. 26, 2018	at Chicago	Kevin Labanc	2/4	1/4	4-3	Martin Jones/Anton Forsberg
Feb. 11, 2018	at Anaheim	Joe Pavelski	2/2	0/2	3-2	Martin Jones/John Gibson
Jan. 16, 2018	at Arizona	Joe Pavelski	1/2	0/3	3-2	Aaron Dell/Antti Raanta
Dec. 28, 2017	vs. Calgary	Joe Pavelski	2/3	0/2	3-2	Martin Jones/David Rittich
Nov. 4, 2017	vs. Anaheim	Joonas Donskoi	2/6	1/6	2-1	Martin Jones/Ryan Miller

OVERTIME LOSSES (8)

DATE	OPPONENT	GWG	GOALTENDER	TIME	SCORE
March 27, 2018	at St. Louis	Vladimir Tarasenko	Aaron Dell	2:33	2-3
Feb. 25, 2018	at Minnesota	Jared Spurgeon	Martin Jones	4:48	2-3
Jan. 23, 2018	vs. Winnipeg	Brian Little	Aaron Dell	0:18	4-5
Jan. 5, 2018	at Ottawa	Matt Duchene	Aaron Dell	0:07	5-6
Dec. 15, 2017	at Vancouver	Sam Gagner	Martin Jones	4:34	3-4
Dec. 10, 2017	vs. Minnesota	Nino Niederreiter	Martin Jones	3:26	3-4
Nov. 24, 2017	at Vegas	Jonathan Marchessault	Aaron Dell	1:21	4-5
Nov. 18, 2017	vs. Boston	Brad Marchand	Martin Jones	2:36	1-2

SHOOTOUT LOSSES (3)

DATE	OPPONENT	SO WINNER	SJ CON/ ATT.	OPP CON/ ATT.	SCORE	GOALTENDER (SJ/OPP)
Jan. 31, 2018	at Detroit	Justin Abdelkader	3/7	4/7	1-2	Martin Jones/Petr Mrazek
Jan. 4, 2018	at Toronto	Tyler Bozak	1/6	2/6	2-3	Martin Jones/Frederik Andersen
Nov. 21, 2017	vs. Anaheim	Antoine Vermette	3/9	4/9	2-3	Martin Jones/Reto Berra





MAJOR TRANSACTIONS SINCE 2017-18

DATE	TRANSACTION
9/13	Acquired D Erik Karlsson along with Francis Perron from Ottawa in exchange for Chris Tierney, Dylan DeMelo, Rudolfs Balcers, Josh Norris and a conditional 2019 second round draft selection, a conditional 2020 first round draft selection and a conditional 2021 second round draft selection.
7/18	Re-signed C Chris Tierney to a two-year contract; Signed F Alex True to an entry-level contract; Signed D Ryan Merkley to an entry-level contract.
7/7	Re-signed D Dylan DeMelo to a two-year contract
7/6	Signed F Vladislav Kotkov to an entry-level contract
7/2	Re-signed C Joe Thornton to a one-year contract
	Re-signed C Tomas Hertl to a four-year contract
7/1	Re-signed C Logan Couture to an eight-year contract extension
6/23	Bought out contract of D Paul Martin
	Acquired a fourth round selection (102nd overall, Jasper Weatherby) from Montreal in exchange for a fourth round selection (123rd overall) and a fifth round selection (139th overall) in the 2018 NHL Draft.
	Acquired a third round selection (87th overall, Linus Karlsson) in the 2018 NHL Draft from Arizona in exchange for a fourth round selection (114th overall) and a fifth round selection (145th overall) in the 2018 NHL Draft.
6/19	Acquired F Mike Hoffman, D Cody Donaghey and a fifth round selection in the 2020 NHL Draft from Ottawa in exchange for F Mikkel Boedker, D Julius Bergman and a sixth round selection in the 2020 NHL Draft.
	Acquired a second round selection in the 2019 NHL Draft, and a fourth round selection (123rd overall) and a fifth round selection (139th overall) in the 2018 NHL Draft (both the 123rd and 139th overall picks were then traded to Montreal in exchange for the 102nd overall selection, Jasper Weatherby, in the 2018 NHL Draft, which had previously been acquired from Edmonton) from Florida in exchange for F Mike Hoffman and a seventh round selection (207th overall) in the 2018 NHL Draft.
6/14	Acquired D Kyle Wood from Arizona in exchange for F Adam Heleewka
6/6	Signed F Antti Suomela to an entry-level contract
5/24	Re-signed F Evander Kane to a seven-year contract
4/27	Re-signed D Radim Simek to a two-year contract
4/20	Signed F Ivan Chekhovich to an entry-level contract





RECORD BOOK



Evander Kane recorded his first career hat trick and became just the fourth Sharks player to score four goals in a single game on 3/16/18 at CGY

ALL-TIME SHARKS REGULAR SEASON RECORDS

(Through 2017-18 Season) • (& Indicates set NHL Record; \$ Indicates tied NHL Record)

TEAM RECORDS

GOALS

MOST GOALS, GAME AT HOME — 10, 3/30/01 vs. Columbus [10-2 W]**MOST GOALS, GAME ON ROAD** — 10, 1/13/96 at Pittsburgh [10-8 W]**MOST GOALS AGAINST, GAME AT HOME** — 11, 11/8/92 vs. Los Angeles [4-11 L]**MOST GOALS AGAINST, GAME ON ROAD** — 13, 2/10/93 at Calgary [1-13 L]**MOST GOALS, GAME BY BOTH TEAMS AT HOME** — 15 [2 times, MR — 12/12/92 vs. Quebec [7-8 L OT]]**MOST GOALS, GAME BY BOTH TEAMS ON ROAD** — 18, 1/13/96 at Pittsburgh [10-8 W]**FEWEST GOALS, GAME AT HOME** — 0 (61 times, MR — 3/10/18 vs. Washington [0-2 L])**FEWEST GOALS, GAME ON ROAD** — 0 (67 times, MR — 12/31/17 at Dallas [0-6 L])**FEWEST GOALS ALLOWED, GAME AT HOME** — 0 (80 times, MR — 3/8/18 vs. St. Louis [2-0 W])**FEWEST GOALS ALLOWED, GAME ON ROAD** — 0 (68 times, MR — 10/20/17 at New Jersey [3-0 W])**FEWEST GOALS BY BOTH TEAMS, GAME AT HOME** — 0 [7 times, MR — 2/9/13 vs. Phoenix [0-1 SOL]]**FEWEST GOALS BY BOTH TEAMS, GAME ON ROAD** — 0 [4 times, MR — 10/21/13 at Detroit [1-0 SOW]]**EARLIEST GOAL FROM START OF GAME, FOR** — 0:08, 1/11/00 vs. St. Louis [2-5 L]; Stephane Matteau**EARLIEST GOAL FROM START OF 2nd PERIOD, FOR** — 0:12 [2 times, MR — 1/17/15 vs. Calgary [3-4 L]; Logan Couture]**EARLIEST GOAL FROM START OF 3rd PERIOD, FOR** — 0:09 [2 times, MR — 10/10/09 vs. Minnesota [4-2 W]; Patrick Marleau]**EARLIEST GOAL FROM START OF OVERTIME, FOR** — 0:19, 3/7/16 at CGY [2-1 OTW]; Joe Pavleski**EARLIEST GOAL FROM START OF GAME, AGAINST** — 0:10, 3/6/12 vs. Edmonton [2-3 SOL]; Jordan Eberle**EARLIEST GOAL FROM START OF 2nd PERIOD, AGAINST** — 0:10, 11/25/17 at Vegas [4-5 OTL]; William Karlsson**EARLIEST GOAL FROM START OF 3rd PERIOD, AGAINST** — 0:09, 3/23/95 vs. Anaheim [3-6 L]; Bobby Dallas**EARLIEST GOAL FROM START OF OVERTIME, AGAINST** — 0:07, 1/6/18 at Ottawa [5-6 OTL]; Matt Duchene**FASTEST 2 GOALS FROM START OF GAME, FOR** — 0:30, 4/4/17 vs. Vancouver [3-1 W], K. Labanc, J. Ward**FASTEST 3 GOALS FROM START OF GAME, FOR** — 5:56, 3/29/94 vs. Winnipeg [9-4 W], J. Norton, S. Makarov, R. Whitney**FASTEST 4 GOALS FROM START OF GAME, FOR** — 6:16, 3/29/94 vs. Winnipeg [9-4 W], J. Norton, S. Makarov, R. Whitney, G. Duchesne**FASTEST 5 GOALS FROM START OF GAME, FOR** — 14:47, 12/21/11 vs. Tampa Bay [7-2- W], B. Ferriero, J. Pavelski, A. Desjardins, L. Couture [2]**FASTEST 6 GOALS FROM START OF GAME, FOR** — 19:20, 1/22/13 at Edmonton [6-3 W], D. Boyle, L. Couture, P. Marleau [2], L. Couture, M. Vlasic**FASTEST 2 GOALS FROM START OF GAME, AGAINST** — 1:05, 12/32/92 at Edmonton [2-4 L], P. Klima, Scott Mellanby**FASTEST 3 GOALS FROM START OF GAME, AGAINST** — 6:24, 10/16/91 at Los Angeles [5-8 L], P. Ahola, B. Kudelski [2]**FASTEST 4 GOALS FROM START OF GAME, AGAINST** — 9:51, 11/8/92 vs. Los Angeles [4-11 L], L. Robitaille, J. Kurri, C. Millen, L. Robitaille**FASTEST 5 GOALS FROM START OF GAME, AGAINST** — 14:11, 12/5/95 at Colorado [2-12 L], V. Kamensky, M. Ricci, P. Forsberg, V. Kamensky, M. Rucinsky**FASTEST 6 GOALS FROM START OF GAME, AGAINST** — 19:17, 12/5/95 at Colorado [2-12 L], V. Kamensky, M. Ricci, P. Forsberg, V. Kamensky, M. Rucinsky, J. Sakic**FASTEST 2 GOALS, FOR** — 0:07, 11/5/92 vs. Buffalo [7-5 W]; L. DePalma, D. Snuggerud**FASTEST 3 GOALS, FOR** — 0:36, 11/3/01 vs. Vancouver [5-1 W], J. Jillson, S. Thornton, M. Sturm**FASTEST 4 GOALS, FOR** — 2:27, 3/29/94 vs. Winnipeg [9-4 W]; J. Norton, S. Makarov, R. Whitney, G. Duchesne**FASTEST 5 GOALS, FOR** — 12:12, 1/13/09 vs. Tampa Bay [7-1 W], J. Thornton, M. Michalek, R. Clowe, J. Pavelski, T. Plihal**FASTEST 2 GOALS, AGAINST** — 0:04, 10/19/14 at New York Rangers [0-4 L]; M. St. Louis, R. Nash**FASTEST 3 GOALS, AGAINST** — 0:36, 2/10/93 at Calgary [1-13 L]; G. Suter, C. Lindberg, R. Stern



Mike Ricci

FASTEST 4 GOALS, AGAINST — 1:21, 2/10/93 at Calgary (1-13 L); T. Fleury, G. Suter, C. Lindberg, R. Stern
FASTEST 5 GOALS, AGAINST — 6:43, 10/21/02 vs. Vancouver (2-5 L); M. Naslund, B. Morrison, M. Naslund, T. Klatt, M. Naslund

MOST CONSECUTIVE GOALS GAME, FOR — 9, 1/4/07 vs. Detroit (9-4 W)
MOST CONSECUTIVE GOALS GAME, AGAINST — 13, 2/10/93 at Calgary (1-13 L)

MOST GOALS FOR, PERIOD AT HOME — 6 (2 times, MR — 3/11/10 vs. Nashville [8-5 W], 3rd period)
MOST GOALS FOR, PERIOD ON ROAD — 6, 1/22/13 at Edmonton (6-3 W), 1st period

MOST GOALS AGAINST, PERIOD AT HOME — 6, 12/5/91 vs. Pittsburgh (0-8 L), 2nd period
MOST GOALS AGAINST, PERIOD ON ROAD — 8, 12/17/91 at Pittsburgh (2-10 L), 2nd period

MOST GOALS FOR, BOTH TEAMS, PERIOD — 8 (3 times, MR — 3/29/98 at Toronto, 3rd period [8-5 W], SJ: 4, TOR 4)

POINTS

MOST POINTS, GAME — 28, 1/13/96 at Pittsburgh (10-8 W; 10-18=28)
MOST POINTS AGAINST, GAME — 36, 2/10/93 at Calgary (1-13 L; 13-23=36)
MOST POINTS GAME BY BOTH TEAMS — 50, 1/13/96 at Pittsburgh (10-8 W); 28 SJ, 22 PIT

FEWEST POINTS, GAME — 0 (128 times, MR — 3/10/18 vs. Washington [0-2 L])
FEWEST POINTS AGAINST, GAME — 0 (148 times, MR — 3/8/18 vs. St. Louis [2-0 W])

SHOTS

MOST SHOTS, GAME AT HOME — 57, 11/11/08 vs. Nashville (3-4 OTL)
MOST SHOTS, GAME ON ROAD — 59, 1/29/14 at Edmonton (0-3 L)

MOST SHOTS FACED, GAME AT HOME — 59, 12/26/92 vs. Los Angeles (7-2 W)
MOST SHOTS FACED, GAME ON ROAD — 57, 3/5/96 at Colorado (5-3 W)

MOST SHOTS, GAME BY BOTH TEAMS AT HOME — 99, 12/26/92 vs. Los Angeles (7-2 W); 59 LA, 40 SJ
MOST SHOTS, GAME BY BOTH TEAMS ON ROAD — 88, 2/14/92 at Buffalo (6-7 L); 49 BUF, 39 SJ

FEWEST SHOTS, GAME AT HOME — 9, 11/4/98 vs. Dallas (4-0 W); Dal 21, SJ 9
FEWEST SHOTS, GAME ON ROAD — 11 10/26/07 at Detroit (1-5 L); Det 39, SJ 11

FEWEST SHOTS FACED, GAME AT HOME — 11, 10/28/08 vs. Pittsburgh (2-1 W)
FEWEST SHOTS FACED, GAME ON ROAD — 13 (4 times, MR — 12/08/13 at Minnesota [1-3 L])





Martin Jones

FEWEST SHOTS, GAME BY BOTH TEAMS AT HOME — 29, 11/27/93 vs. Anaheim (1-0 W); 15 ANA, 14 SJ
FEWEST SHOTS, GAME BY BOTH TEAMS ON ROAD — 33, 11/20/93 at Hartford (3-2 W); 20 HFD, 13 SJ

MOST SHOTS, PERIOD AT HOME — 29, 03/19/14 vs. Florida (3-2 L), 3rd period
MOST SHOTS, PERIOD ON ROAD — 25, 1/20/11 at Vancouver (2-1 SOW), 2nd period

MOST SHOTS, OT AT HOME — 9, 3/10/11 vs. Vancouver (4-5 SOL)
MOST SHOTS, OT ON ROAD — 8 (2 times, MR — 3/5/13 at Vancouver [3-2 SOW])

MOST SHOTS FACED, PERIOD AT HOME — 25, 3/6/92 vs. Pittsburgh (3-7 L), 1st period
MOST SHOTS FACED, PERIOD ON ROAD — 25 (3 times, MR — 12/31/13 at Anaheim [3-6 L], 2nd period)

MOST SHOTS FACED, OT AT HOME — 7, 11/2/13 vs. Phoenix (2-3 SOL)
MOST SHOTS FACED, OT ON ROAD — 7 (4 times, MR — 1/31/18 at Detroit [1-2 SOL])

FEWEST SHOTS, PERIOD AT HOME — 0 (2 times, MR — 10/11/14 vs. Winnipeg [3-0 W], 3rd period)
FEWEST SHOTS, PERIOD ON ROAD — 0, 1/24/96 at Detroit (2-4 L), 2nd period
FEWEST SHOTS FACED, PERIOD AT HOME — 0 (3 times, MR — 3/21/08 vs. Anaheim [2-1 W], 3rd period)
FEWEST SHOTS FACED, PERIOD ON ROAD — 0, 11/23/02 at Pittsburgh (1-4 L), 3rd period

LARGEST MARGIN OUTSHOOTING, HOME — 30 (2 times, MR — 3/19/14 vs. Florida [2-3 L], 24 FLA, 54 SJ)
LARGEST MARGIN OUTSHOOTING, ROAD — 32, 1/29/14 at Edmonton (0-3 L), 27 EDM, 59 SJ

LARGEST MARGIN OUTSHOT, HOME — 29, 1/11/94 vs. Los Angeles (2-2 T); 39 LA, 10 SJ
LARGEST MARGIN OUTSHOT, ROAD — 33, 12/22/09 at Chicago (3-2 W); 47 CHI, 14 SJ

SPECIAL TEAMS

MOST PPG FOR, GAME AT HOME — 6, 1/4/07 vs. Detroit (9-5 W), 6 of 9
MOST PPG FOR, GAME ON ROAD — 4 (3 times, MR — 10/6/09 at Los Angeles [4-6 L], 4 of 4)

MOST PPG AGAINST, GAME AT HOME — 5 (2 times, MR — 12/5/92 vs. Pittsburgh [4-9 L], 5 of 7)
MOST PPG AGAINST, GAME ON ROAD — 5 (3 times, MR — 2/18/04 at Nashville [3-7 L], 5 of 7)

MOST PPG FOR, PERIOD, AT HOME — 4, 1/4/07 vs. Detroit (9-5 W), 3rd period
MOST PPG FOR, PERIOD, ON ROAD — 3 (2 times, MR — 1/22/13 at Edmonton [6-3 W], 1st period)

MOST PPG AGAINST, PERIOD, AT HOME — 3 (2 times, MR — 4/07/01 vs. Dallas [4-5 L], 2nd period)
MOST PPG AGAINST, PERIOD, ON ROAD — 4 (2 times, MR — 1/14/06 at Montreal [2-6 L], 2nd period) 2nd

MOST PPG, GAME BY BOTH TEAMS AT HOME — 7 (3 times, MR — 1/6/07 vs. Columbus [5-2 W]; 2 CBJ, 5 SJ)
MOST PPG, GAME BY BOTH TEAMS ON ROAD — 7 (2 times, MR — 4/6/12 at Los Angeles [6-5 SOW]; 4 LA, 3 SJ)

MOST PP ATTEMPTS FOR, GAME AT HOME — 13, 10/21/06 vs. Detroit [5-1 W], 5 of 13
MOST PP ATTEMPTS FOR, GAME ON ROAD — 10 (2 times, MR — 10/12/06 at Edmonton [4-6 L], 3 of 10)

MOST PP ATTEMPTS AGAINST, GAME AT HOME — 11, 12/5/91 vs. Pittsburgh [0-8 L], 5 of 11
MOST PP ATTEMPTS AGAINST, GAME ON ROAD — 13, 3/6/01 at Tampa Bay [1-2 L OT], 0 of 13

MOST PP ATTEMPTS, GAME, BOTH TEAMS AT HOME — 19 (5 times, MR — 10/21/06 vs. Detroit [5-1 W]; DET: 1 of 6, SJ: 5 of 13)
MOST PP ATTEMPTS, GAME, BOTH TEAMS ON ROAD — 21, 3/6/01 at Tampa Bay [1-2 L OT], SJ: 0 of 9, TB: 0 of 13

MOST CONSECUTIVE GAMES SCORING PPG — 11, 3/17/09 at Phoenix thru 4/5/09 at Anaheim, 13 of 37
MOST CONSECUTIVE GAMES ALLOWING PPG — 13, 11/22/95 at Detroit thru 12/19/95 at Anaheim, 17 of 68

MOST CONSECUTIVE GAMES NOT SCORING A PPG — 12, 2/10/18 vs. Edmonton thru 3/4/18 vs. Columbus, 0 for 28
MOST CONSECUTIVE GAMES NOT ALLOWING A PPG — 11 (2 times, MR — 10/22/16 at Detroit thru 11/15/16 at Carolina 0 for 25)

MOST CONSECUTIVE CHANCES NOT SCORING PPG — 41, 10/4/97 vs. Chicago thru 10/18/97 at Phoenix
MOST CONSECUTIVE CHANCES NOT ALLOWING PPG — 45, 2/10/03 at Detroit thru 3/8/03 at Phoenix

MOST SHG, GAME — 3 (2 times, MR — 11/11/17 vs. Vancouver [5-0 W])
MOST SHG ALLOWED, GAME — 3, 11/25/09 vs. Chicago [2-7 L]

MOST SHG, PERIOD — 2 (5 times, MR — Chris Tierney, 11/11/17 vs. Vancouver [5-0 W], 3rd period)
MOST SHG ALLOWED, PERIOD — 2 (5 times, MR — 3/16/10 at Dallas [2-8 L], 3rd period)

MOST CONSECUTIVE GAMES SCORING A SH GOAL — 4, 12/1/96 at St. Louis thru 12/11/96 vs. Washington (B. Nicholls, M. McSorley, R. Sutter, T. Granato)
MOST CONSECUTIVE GAMES ALLOWING A SH GOAL — 3, 11/10/95 vs. Pittsburgh thru 11/14/95 vs. N.Y. Islanders (R. Francis, S. Fedorov, D. Plante)

MOST PENALTIES FOR, GAME AT HOME — 19, 3/24/97 vs. Edmonton [1-5 L], 100 PIM
MOST PENALTIES FOR, GAME ON ROAD — 21, 1/26/93 at Los Angeles [1-7 L], 92 PIM
MOST PENALTIES AGAINST, GAME AT HOME — 21, 2/18/93 vs. Winnipeg [5-3 W], 72 PIM
MOST PENALTIES AGAINST, GAME ON ROAD — 20, 11/25/02 at St. Louis [4-1 W], 76 PIM



Chris Tierney



MOST PIM FOR, GAME AT HOME — 102, 2/5/97 vs. Los Angeles (3-2 W), 17 penalties
MOST PIM FOR, GAME ON ROAD — 95, 4/6/08 at Dallas (2-4 L), 20 penalties
MOST PIM AGAINST, GAME AT HOME — 106, 10/4/99 vs. Chicago (7-1 W), 20 penalties
MOST PIM AGAINST, GAME ON ROAD — 90, 10/26/14 at Anaheim (4-1 W), 19 penalties

FEWEST PENALTIES FOR, GAME AT HOME — 0 (9 times, MR — 3/10/18 vs. Washington [0-2 L], 0 PIM)
FEWEST PENALTIES FOR, GAME ON ROAD — 0 (7 times, MR — 2/18/17 at Arizona Coyotes [4-1 W], 0 PIM)
FEWEST PENALTIES AGAINST, GAME AT HOME — 0, 2/26/16 vs. Buffalo [1-3 L], 0 PIM
FEWEST PENALTIES AGAINST, GAME ON ROAD — 0, 12/1/17 at Florida (2-1 W), 0 PIM

FEWEST PIM FOR, GAME AT HOME — 0 (9 times, MR — 3/10/18 vs. Washington [0-2 L], 0 penalties)
FEWEST PIM FOR, GAME ON ROAD — 0 (7 times, MR — 2/18/17 at Arizona Coyotes [4-1 W], 0 penalties)
FEWEST PIM AGAINST, GAME AT HOME — 0 (2 times, MR — 2/26/16 vs. Buffalo [1-3 L], 0 penalties)
FEWEST PIM AGAINST, GAME ON ROAD — 0 (2 times, MR — 12/1/17 at Florida [2-1 W], 0 penalties)

MOST PENALTY MINUTES, GAME BY BOTH TEAMS, HOME — 190, 2/5/97 vs. Los Angeles (3-2 W), 88 LA, 102 SJ
MOST PENALTY MINUTES, GAME BY BOTH TEAMS, ROAD — 165, 10/26/14 at Anaheim (4-1 W), 90 ANA, 75 SJ

FEWEST PENALTY MINUTES, GAME BY BOTH TEAMS, HOME — 0, 2/26/16 vs. Buffalo (1-3 L), 0 SJ, 0 BUF
FEWEST PENALTY MINUTES, GAME BY BOTH TEAMS, ROAD — 2 (3 times, MR — 3/14/14 at New York Islanders [4-3 W] 0 SJ, 1 NYI)

FEWEST PENALTIES, GAME BY BOTH TEAMS, HOME — 0, 2/26/16 vs. Buffalo (1-3 L), 0 SJ, 0 BUF
FEWEST PENALTIES, GAME BY BOTH TEAMS, ROAD — 1 (3 times, MR — 3/14/14 at New York Islanders [4-3 W], 0 SJ, 1 NYI)

STREAKS

LONGEST WINNING STREAK, OVERALL — 11 games, 2/21/08 at Philadelphia thru 3/14/08 vs. St. Louis
LONGEST WINNING STREAK, HOME — 14 games, 3/19/08 vs. Minnesota thru 11/8/08 vs. Dallas
LONGEST WINNING STREAK, ROAD — 10 games, 11/14/07 at Dallas thru 12/31/07 at Minnesota

MOST CONSECUTIVE GAMES RECORDING A POINT, OVERALL — 20, 2/21/08 at Philadelphia thru 4/1/08 vs. Los Angeles (18-0-2)
MOST CONSECUTIVE GAMES RECORDING A POINT, HOME — 31, 3/3/08 vs. Montreal thru 1/13/09 vs. Tampa Bay (28-0-3)
MOST CONSECUTIVE GAMES RECORDING A POINT, ROAD — 14, 10/29/07 at Dallas thru 1/13/08 at Anaheim (12-0-2)

LONGEST LOSING STREAK, OVERALL — 17 games, 1/4/93 at Montreal (at Sacramento) thru 2/12/93 at Edmonton \$
LONGEST LOSING STREAK, HOME — 9 games, 11/19/92 vs. Toronto thru 12/19/92 vs. Vancouver
LONGEST LOSING STREAK, ROAD — 19 games, 11/27/92 at Winnipeg thru 2/12/93 at Edmonton



Brian Hayward

LONGEST WINLESS STREAK, OVERALL — 20 games, 12/29/92 at Vancouver thru 2/12/93 at Edmonton (0-19-1-0)
LONGEST WINLESS STREAK, HOME — 11 games, 3/29/03 vs. Dallas thru 11/18/03 vs. N.Y. Rangers (0-4-6-1) *(carries over 2002-03 and 2003-04 seasons)*
LONGEST WINLESS STREAK, ROAD — 19 games, 11/27/92 at Winnipeg thru 2/12/93 at Edmonton (0-19-0)

LONGEST SCORELESS STREAK, FOR — 190:22, 2/13/07 at St. Louis (3rd period) thru 2/18/07 at Dallas (3rd period)
LONGEST SCORELESS STREAK, OPPONENT — 234:33, 10/7/15 vs. Los Angeles (1st period) thru 8/16/15 at New Jersey (3rd period)

WIDEST MARGIN OF VICTORY, HOME — 8 goals, 1/18/10 vs. Calgary (9-1 W)
WIDEST MARGIN OF VICTORY, ROAD — 8 goals [2 times, MR — 12/4/00 at Calgary (8-0 W)]

WIDEST MARGIN OF DEFEAT, HOME — 8 goals [2 times, MR — 11/10/95 vs. Pittsburgh (1-9 L)]
WIDEST MARGIN OF DEFEAT, ROAD — 12 goals, 2/10/93 at Calgary (1-13 L)

MOST CONSECUTIVE OVERTIME GAMES — 3 (10 times, MR — 12/21/13 vs. Dallas [3-2 SOW] through 11/27/13 at Phoenix [4-3 SOW])

MOST CONSECUTIVE GAMES WITHOUT GOING TO OVERTIME — 49, 10/7/06 vs. New York Islanders (2-0 W) thru 1/28/07 at Vancouver (1-3 W)

MOST CONSECUTIVE GAMES WITHOUT RECORDING A TIE — 49, 1/4/93 at Montreal (at Sacramento) (1-4 L) thru 10/14/93 vs. Calgary (1-2 L)

MOST CONSECUTIVE GAMES WITHOUT BEING SHUTOUT — 62, 4/19/95 at Dallas (5-5 T) thru 2/10/96 at Los Angeles (6-1 W)

MOST HAT TRICKS IN A GAME — 2, Owen Nolan and Jeff Friesen, 10/4/99 vs. Chicago (7-1 W)

MOST CONSECUTIVE GAMES SCORING A HAT TRICK — None

MOST CONSECUTIVE GAMES ALLOWING A HAT TRICK — 4, 2/9/92 thru 2/15/92; John Druce (WSH), Stephan Lebeau (MTL), Dale Hawerchuk (BUF), Jimmy Carson (DET)

INDIVIDUAL RECORDS

MOST POINTS, GAME — 6, Owen Nolan (3-3=6) 10/4/99 vs. Chicago (7-1 W)

MOST GOALS, GAME — 4 (4 times, MR — Evander Kane, 3/16/18 at Calgary [7-4 W])

MOST ASSISTS, GAME — 4 (19 times, MR — Joe Pavelski, 3/15/11 at Dallas [6-3 W])

MOST PPG, GAME — 3 (2 times, MR — Ryane Clowe, 1/6/07 vs. Columbus [5-2 W])

MOST SHG, GAME — 2 (3 times, MR — Chris Tierney, 11/11/17 vs. Vancouver [5-0 W])

MOST SHOTS, GAME — 12, Patrick Marleau, 3/31/11 vs. Dallas (6-0 W)

MOST PENALTIES, GAME — 8 (2 times, MR — Ryane Clowe, 1/27/13 vs. Vancouver [4-1 W], 35 PIM)

MOST PIM, GAME — 41, Jody Shelley, 4/6/08 at Dallas (2-4 L), 7 penalties

BEST PLUS/MINUS, GAME — +6 (2 times, MR — Dany Heatley, 10/8/09 vs. Columbus [6-3 W])

WORST PLUS/MINUS, GAME — -7, Doug Wilson, 2/10/93 at Calgary (1-13 L)

MOST POINTS, PERIOD — 4 (6 times, MR — Patrick Marleau (4-0=4), 1/23/17 at Colorado [5-2 W, 3rd period])

MOST GOALS, PERIOD — 4, Patrick Marleau (4-0=4), 1/23/17 at Colorado [5-2 W, 3rd period]

MOST ASSISTS, PERIOD — 4, Joe Thornton (0-4=4), 4/1/07 vs. Los Angeles [6-2 W, 2nd period]

MOST PPG, PERIOD — 3, Owen Nolan, 12/19/95 at Anaheim [7-4 W, 2nd period]

MOST SHG, PERIOD — 2 (2 times, MR — Chris Tierney, 11/11/17 vs. Vancouver [5-0 W], 3rd period)

MOST SHOTS, PERIOD — 7 (6 times, MR — Brent Burns, 3/14/18 at Edmonton [4-3 OTW], 2nd period)

MOST PENALTIES, PERIOD — 6, Jeff Odgers, 1/26/93 at Los Angeles [1-7 L], 1st period, 37 PIM

MOST PIM, PERIOD — 37 (2 times, MR — Marty McSorley, 3/24/97 vs. Edmonton [1-5 L], 3rd period, 5 penalties)

MOST POINTS BY OPPONENT, GAME — 7, Mario Lemieux (1-6=7), 12/5/92 vs. Pittsburgh (4-9 L)

MOST GOALS BY OPPONENT, GAME — 5, Mike Ricci, 2/17/94 vs. Quebec (2-8 L)

MOST ASSISTS BY OPPONENT, GAME — 6, Mario Lemieux, 12/5/92 vs. Pittsburgh (4-9 L)

MOST PPG BY OPPONENT, GAME — 3 (2 times, MR — Steve Sullivan, 2/18/04 at Nashville [3-7 L])

MOST SHG BY OPPONENT, GAME — 2, Brendan Shanahan, 10/4/01 vs. Detroit [3-4 L OT]

MOST SHOTS BY OPPONENT, GAME — 14, John Tucker, 12/16/92 vs. Tampa Bay [4-5 L OT]

MOST PENALTIES BY OPPONENT, GAME — 6 (2 times, MR — Doug Weight, 12/28/00 vs. Edmonton [2-2 T])

MOST PIM BY OPPONENT, GAME — 39, Doug Weight, 12/28/00 vs. Edmonton (2-2 T)

BEST PLUS/MINUS BY OPPONENT, GAME — +9, Theo Fleury, 2/10/93 at Calgary, (1-13 L)

WORST PLUS/MINUS BY OPPONENT, GAME — -6, Ryan Suter, 3/11/10 vs. Nashville (8-5 W)

MOST POINTS BY OPPONENT, PERIOD — 4 (4 times, MR — Patrick Sharp [0-4=4], 3/14/11 at Chicago [3-6 L], 2nd period)

MOST GOALS BY OPPONENT, PERIOD — 3 (11 times, MR — Martin St.Louis, 1/18/14 at Tampa Bay [5-4 W], 1st period)



RECORD BOOK | ALL-TIME SHARKS REGULAR SEASON RECORDS

MOST ASSISTS BY OPPONENT, PERIOD — 4, Patrick Sharp (0-4=4), 3/14/11 at Chicago (3-6 L), 2nd period
MOST PPG BY OPPONENT, PERIOD — 2 (14 times, MR — Justin Williams, 4/6/12 at Los Angeles [6-5 SOW], 3rd period)
MOST SHG BY OPPONENT, PERIOD — 2, Kirk Maltby, 10/10/02 vs. Detroit (3-6 L)
MOST SHOTS BY OPPONENT, PERIOD — 8 (2 times, MR — Alexander Ovechkin, 10/15/09 at Washington [1-4 L], 1st period)
MOST PENALTIES BY OPPONENT, PERIOD — 6, Doug Weight, 12/28/00 vs. Edmonton (2-2 T), 1st period
MOST PIM BY OPPONENT, PERIOD — 39, Doug Weight, 12/28/00 vs. Edmonton (2-2 T), 1st period

MOST CONSECUTIVE GAMES, GOAL — 6 (4 times, MR — Owen Nolan 1/20/03 thru 1/30/03)
MOST CONSECUTIVE GAMES, ASSIST — 9, Joe Thornton (2-15=17), 11/15/09 thru 12/3/09
MOST CONSECUTIVE GAMES, POINT — 12 (2 times, MR — Jonathan Cheechoo [10-9=19], 12/26/05 thru 1/24/06)
MOST CONSECUTIVE GAMES PLAYED — 624, Patrick Marleau — 4/9/09 thru 4/8/17

FASTEST 2 GOALS, FOR — 0:17 Brad Stuart, 4/04/04 vs. Los Angeles (4-3 OTW)
FASTEST 3 GOALS, FOR — 6:12, Joe Pavelski, 01/18/14 at Tampa Bay (5-4 W)
FASTEST 4 GOALS, FOR — 22:46, Tomas Hertl, 10/08/13 vs. NY Rangers (9-2 W)

FASTEST 2 GOALS, AGAINST — 0:14, Ryan Smyth, 10/12/06 at Edmonton (4-6 L)
FASTEST 3 GOALS, AGAINST — 2:01, Ryan Smyth, 10/12/06 at Edmonton (4-6 L)
FASTEST 4 GOALS, AGAINST — 10:48, Mike Ricci, 2/17/94 vs. Quebec (2-8 L)
FASTEST 5 GOALS, AGAINST — 40:16, Mike Ricci, 2/17/94 vs. Quebec (2-8 L)



Tomas Hertl

GOALTENDERS

SHARKS

MOST MINUTES, GAME — 65:00 (numerous times, MR — Martin Jones, 3/27/18 at Chicago [4-3 SOW])
FEWEST GOALS ALLOWED, GAME — 0 (148 times, MR — Martin Jones, 3/8/18 vs. St. Louis [2-0 W])
MOST GOALS ALLOWED, PERIOD — 8, Jarmo Myllys, 12/17/91 at Pittsburgh (2-10 L), 2nd period
MOST SHOTS FACED, GAME — 59, Jeff Hackett, 12/26/92 vs. Los Angeles (7-2 W)
MOST SHOTS FACED, PERIOD — 25 (4 times, MR — Antti Niemi, 12/31/13 at Anaheim [6-3 L], 2nd period)
MOST SAVES, GAME — 57, Jeff Hackett, 12/26/92 vs. Los Angeles (7-2 W)
MOST SAVES PERIOD — 24, Wade Flaherty, 3/5/96 at Colorado (5-3 W), 3rd period
FEWEST SHOTS FACED, GAME — 11, Evgeni Nabokov, 10/28/08 vs. Pittsburgh (2-1 W)
FEWEST SHOTS FACED, PERIOD — 0 (4 times, MR — Evgeni Nabokov, 3/21/08 vs. Anaheim [2-1 W], 3rd period)
MOST PENALTIES, GAME — 3 (2 times, MR — Steve Shields, 10/4/99 vs. Chicago [7-1 W])
MOST PIM, GAME — 17, Steve Shields, 10/4/99 vs. Chicago, 3 penalties (7-1 W)
MOST POINTS, GAME — 2, Vesa Toskala, 2/3/07 vs. Chicago (4-2 W)





Martin Jones

LONGEST SHUTOUT STREAK — 234:33, Martin Jones, 10/7/15 vs. Los Angeles [1st period] thru 10/16/15 at New Jersey [3rd period]

MOST SHUTOUTS, SEASON — 8, Evgeni Nabokov, 2003-04

MOST CONSECUTIVE STARTS — 50, Evgeni Nabokov, 3/24/07 at Carolina thru 1/12/08 vs. Toronto [30-12-7]

MOST CONSECUTIVE WINS IN A SINGLE SEASON — 10, Evgeni Nabokov, 2/21/08 at Philadelphia thru 3/14/08 vs. St. Louis

LONGEST UNBEATEN STREAK — 12, Vesa Toskala, 4/3/06 at Dallas thru 10/23/06 at Columbus [12-0-0]

LONGEST WINLESS STREAK — 19, Jeff Hackett, 12/30/02 vs. Philadelphia thru 4/01/93 vs. Winnipeg [0-18-1]

OPPONENTS

MOST MINUTES, GAME BY OPPONENT — 65:00 (Numerous times, MR — John Gibson, 2/11/18 at Anaheim [3-2 SOW])

FEWEST GOALS ALLOWED, GAME BY OPPONENT — 0 (128 times, MR — Philipp Grubauer, 3/10/18 vs. Washington [0-2 L])

MOST GOALS ALLOWED, GAME BY OPPONENT — 10, Tom Barrasso, 1/13/96 at Pittsburgh [10-8 W]

MOST GOALS ALLOWED, PERIOD BY OPPONENT — 6, Devan Dubnyk, 1/22/13 at Edmonton (6-3 W), 1st period

MOST SHOTS FACED, GAME BY OPPONENT — 57, Dan Ellis, 11/11/08 vs. Nashville [3-4 OTL]

MOST SHOTS FACED, PERIOD BY OPPONENT — 25, (3 times, MR — Niklas Backstrom, 1/22/11 vs. Minnesota [4-3 W], 2nd period)

MOST SAVES, GAME BY OPPONENT — 59, Ben Scrivens, 1/29/14 at Edmonton [0-3 L]

MOST SAVES, PERIOD BY OPPONENT — 28, Roberto Luongo, 3/18/14 vs. Florida [2-3 L], 3rd period

FEWEST SHOTS FACED BY OPPONENT, GAME — 10, Kelly Hrudey, 1/11/94 vs. Los Angeles [2-2 T]

FEWEST SHOTS FACED BY OPPONENT, PERIOD — 0 (2 times, MR — Jamie McLennan, 2/26/98 vs. St. Louis [3-1 W], 3rd period)

MOST PENALTIES, GAME BY OPPONENT — 2 (3 times, MR — Marty Turco, 4/9/06 vs. Dallas [4-1 W])

MOST PIM, GAME BY OPPONENT — 10 (2 times, MR — Ed Belfour, 2/11/94 vs. Chicago [4-3 W])

MOST POINTS, GAME BY OPPONENT — 3 (0-3=3), Jeff Reese, 2/10/93 at Calgary [1-13 L] &

KEY: (& - NHL RECORD; \$ - TIES AN NHL RECORD)



SHARKS ALL-TIME ROSTER

SKATERS

-A-

	YEARS	POS.	NO.	GP	G	A	PTS	PIM
Ahola, Peter	1993	D	21	20	2	3	5	16
	Acquired from Pittsburgh in exchange for future considerations, Feb. 26, 1993. Traded to Tampa Bay in exchange for Dave Capuano, June 19, 1993.							
Anderson, Perry	1991-92	LW	27	48	4	8	12	143
	Signed as free agent, July 8, 1991. Released, July 23, 1992.							
Andersson, Niklas	1997-98	LW	34	5	0	0	0	2
	Signed as free agent, Sept. 10, 1997. Became free agent, July 1, 1998.							
Armstrong, Riley	2008-09	RW	40	2	0	0	0	2
	Signed as free agent, Sept. 15, 2004. Became free agent, July 1, 2009.							

-B-

Baker, Jamie	1993-96, 98	C	13	187	35	27	62	139
	Signed as free agent, Aug. 18, 1993. Traded to Toronto with a fifth round selection (110th overall) in the 1996 NHL Entry Draft in exchange for Todd Gill, June 14, 1996. Signed as a free agent, September 1998. Released, Oct. 18, 1998.							
Bancroft, Steve	2001-02	D	3	5	0	1	1	2
	Signed as a free agent, July 10, 2001. Became free agent, July 1, 2002.							
Barber, Don	1992-93	LW	37	12	1	3	4	2
	Acquired from Quebec in exchange for Murray Garbutt, March 7, 1992. Released, Jan. 15, 1993.							
Bautin, Sergei	1995-96	D	28	1	0	0	0	2
	Signed as a free agent, Oct. 11, 1995. Became free agent, July 1, 1996.							
Bawa, Robin	1992-93	RW	26	42	5	0	5	47
	Acquired from Vancouver in exchange for Rick Lessard, Dec. 15, 1992. Selected by Anaheim in Expansion Draft, June 24, 1993.							
Beaufait, Mark	1992-93	C	40	5	1	0	1	0
	Selected seventh overall in the NHL Supplemental Draft, June 22, 1991. Became free agent, July 1, 1994.							
Bell, Mark	2006-07	LW	7	71	11	10	21	83
	Acquired from Chicago in exchange for Tom Preissing and Josh Hennessy, July 10, 2006. Traded to Toronto, along with Vesa Toskala, in exchange for a first round selection (13th overall — traded to St. Louis, June 22, 2007) in the 2007 NHL Entry Draft, a second round selection (44th overall — traded to St. Louis, June 22, 2007) and a fourth round selection (98th overall traded to Nashville, June 21, 2008) in the 2009 NHL Entry Draft, June 22, 2007.							



Jamie Baker

	YEARS	POS.	NO.	GP	G	A	PTS	PIM
Berezan, Perry	1991-93	C	16	94	15	11	26	58
	Signed as free agent, Oct. 10, 1991. Became free agent, June 10, 1993.							
Bernier, Steve	2005-08	RW	26/46	160	42	39	81	126
	Selected in the first round (16th overall) of the 2003 NHL Entry Draft. Traded to Buffalo, along with a first round selection (26th overall) in the 2008 NHL Entry Draft in exchange for Brian Campbell and a seventh round selection (194th overall, Drew Daniels) in the 2008 NHL Entry Draft, Feb. 26, 2008.							
Blake, Rob	2008-10	D	4	143	17	58	75	170
	Signed as free agent, July 3, 2008. Retired, June 18, 2010.							
Bodger, Doug	1995-97	D	5/3	164	9	40	49	146
	Acquired from Buffalo in exchange for Vaclav Varada, rights to Martin Spahnel, Philadelphia's fourth round selection (106th overall) in the 1996 Entry Draft and Philadelphia's first round selection in the 1996 NHL Entry Draft (24th overall) (all previously acquired from Philadelphia in exchange for Pat Falloon), Nov. 16, 1995. Traded to New Jersey with Dody Wood in exchange for John MacLean and Ken Sutton, Dec. 7, 1997.							
Boedker, Mikkel	2016-18	LW	89	155	25	38	63	22
	Signed as free agent, July 1, 2016. Traded along with Julius Bergman and a sixth round pick in the 2020 NHL Draft to Ottawa in exchange for Mike Hoffman, Cody Donaghey and a fifth round pick in the 2020 NHL Draft, June 19, 2018. Mike Hoffman later traded, along with a seventh round pick (207th overall) in the 2018 NHL Draft to Florida in exchange for a second round pick in the 2019 NHL draft, and a fourth round pick (123rd overall) and fifth round pick (139th overall) in the 2018 NHL Draft, June 19, 2018. 123rd overall pick and 139th overall pick in the 2018 NHL Draft later traded to Montreal in exchange for a fourth round pick (102nd overall, Jasper Weatherby) in the 2018 NHL Draft, June 23, 2018..							
Boyes, Brad	2003-04	C	24	1	0	0	0	2
	Acquired from Toronto along with Alyn McCauley and a first round selection (21st overall) in the 2003 NHL Entry Draft in exchange for Owen Nolan, March 5, 2003. 21st overall selection in 2003, along with a fourth round selection (compensatory pick for Theoren Fleury) later traded to Boston in exchange for a first round selection (16th overall, Steve Bernier) in the 2003 NHL Entry Draft, June 21, 2003. Boyes traded to Boston in exchange for D Jeff Jillson, March 9, 2003. Jillson was immediately shipped to Buffalo, along with a ninth round selection in the 2005 NHL Entry Draft, in exchange for Curtis Brown and Andy Delmore. Delmore was traded to Boston to complete the transaction.							
Boyle, Dan	2008-14	D	22	431	68	201	269	305
	Acquired from Tampa Bay along with Brad Lukowich in exchange for Matt Carle, Ty Wishart, a first round selection in the 2009 NHL Entry Draft (25th overall) and a fourth round (118th overall) selection in the 2010 NHL Entry Draft, July 4, 2008. Traded to the New York Islanders in exchange for a fifth-round draft selection (142nd overall, Rudolfs Balcers) in the 2015 NHL Draft on June 5, 2014.							
Bozek, Steve	1991-92	LW/C	14	58	8	8	6	27
	Signed as free agent, Aug. 9, 1991. Released, July 23, 1992.							
Bradley, Matt	2000-03	RW	28/44	121	12	17	29	99
	Selected in the fourth round (102nd overall) of the 1996 NHL Entry Draft. Traded to Pittsburgh in exchange for Wayne Primeau, March 11, 2003.							
Braun, Justin	2010-18	D	61	529	22	116	138	191
Brennan, Richard	1997-98	D	7	11	1	2	3	2
	Signed as free agent, July 9, 1997. Traded to New York Rangers in exchange for Jason Muzzatti, March 24, 1998.							
Brown, Curtis	2003-04, 06-08	C	37	123	15	18	33	72
	Acquired from Buffalo along with Andy Delmore in exchange for D Jeff Jillson and a ninth round selection in the 2005 NHL Entry Draft, March 9, 2003. Jillson acquired previously from Boston in exchange for C Brad Boyes. Delmore was sent to Boston from San Jose to complete the transaction. Became a free agent, July 1, 2004. Signed as free agent, July 3, 2006. Became a free agent, July 1, 2008.							
Brown, Dave	1995-96	RW	21	37	3	1	4	46
	Signed as free agent, Aug. 10, 1995. Retired, June 18, 1996.							
Brown, Mike	2013-16	RW	18	104	3	5	8	160
	Acquired from Edmonton in exchange for a fourth round selection in the 2014 NHL Draft (111th overall) on Oct. 21, 2013. Claimed off of waivers by Montreal, Feb. 29, 2016.							
Bruce, David	1991-94	LW/RW	15	79	24	19	43	79
	Acquired from St. Louis in Expansion Draft, May 30, 1991. Released, Aug. 30, 1994.							
Burish, Adam	2012-15	RW	37	81	2	4	6	64
	Signed as a free agent July 1, 2012. Had his contract bought out on June 20, 2015.							



	YEARS	POS.	NO.	GP	G	A	PTS	PIM
Burns, Brent	2011-18	RW/D	88	508	127	256	383	292
	Acquired from Minnesota along with a second round selection (37th overall, later traded to Tampa Bay on Feb. 16, 2011 in exchange for Dominic Moore and a seventh round selection in the 2012 NHL Draft, which was later traded to Chicago) in the 2012 NHL Draft in exchange for Devin Setoguchi, Charlie Coyle and a first round selection (28th overall) in the 2011 NHL Draft on June 24, 2011.							
Burr, Shawn	1997-99	LW	7/28	60	6	7	13	79
	Acquired from Tampa Bay in exchange for a fifth round selection (108th overall) in the 1997 NHL Entry Draft, June 21, 1997. Traded along with Bill Houlder, Andrei Zyuzin and Stephen Guolla to Tampa Bay in exchange for Niklas Sundstrom and a third round selection (74th overall) in the 2000 NHL Entry Draft, Aug. 4, 1999. 74th overall selection later traded to Chicago, along with an additional second round selection in 2000 (49th overall) in exchange for a second round selection in 2000 (41st overall, Tero Maatta), June 24, 2000.							
Butsayev, Viacheslav	1993-95	C	9	18	2	2	4	10
	Acquired from Philadelphia in exchange for Rob Zettler, Feb. 1, 1994. Became free agent, July 1, 1995.							
Byakin, Ilya	1994-95	D	3	13	0	5	5	14
	Signed as free agent, Sept. 4, 1994. Became free agent, July 1, 1995.							
Byers, Lyndon	1992-93	RW	22	18	4	1	5	122
	Signed to a tryout contract, Nov. 5, 1992. Placed on waivers for purpose of unconditional release, Feb. 19, 1993.							

-C-

Callahan, Joe	2009-10	D	47	1	0	1	1	0
	Signed as free agent, July 16, 2009. Became free agent, July 1, 2010.							
Caloun, Jan	1995-99	RW	91/43	13	8	3	11	0
	Selected in fourth round (75th overall) of the 1992 NHL Entry Draft. Traded to Columbus along with a ninth round selection (278th overall) in the 2000 NHL Entry Draft in exchange for future considerations (protection of Evgeni Nabokov in the 2000 NHL Expansion Draft), June 12, 2000.							
Campbell, Brian	2007-08	D	51	20	3	16	19	8
	Acquired from Buffalo, along with a seventh round selection (194th overall, Drew Daniels) in the 2008 NHL Entry Draft, in exchange for Steve Bernier and a first round selection (26th overall) in the 2008 NHL Entry Draft, Feb. 26, 2008. Became a free agent, July 1, 2008.							
Capuano, Dave	1993-94	C	27	4	0	1	1	0
	Acquired from Tampa Bay in exchange for Peter Ahola, June 19, 1993. Traded to Boston in exchange for future considerations, Nov. 5, 1993.							
Carkner, Matt	2005-06	D	43	1	0	1	1	2
	Signed as free agent, June 7, 2001. Became free agent, July 1, 2006.							
Carle, Matthew	2005-08	D	18/25	151	16	47	63	70
	Selected in the second round (47th overall) in the 2003 NHL Entry Draft. Traded with Ty Wishart, San Jose's first round selection (25th overall) in the 2009 NHL Entry Draft and San Jose's fourth round selection (118th overall) in the 2010 NHL Entry Draft in exchange for Dan Boyle and Brad Lukowich, July 4, 2008.							
Carpenter, Ryan	2015-17	C	40	28	2	3	5	6
	Signed by San Jose as a free agent, March 25, 2014. Claimed off of waivers by Vegas, Dec. 13, 2017							
Carter, John	1991-93	LW	20	59	7	9	16	81
	Signed as free agent, Aug. 22, 1991. Became free agent, July 1, 1993.							
Cavanagh, Tom	2007-09	C	47	18	1	2	3	4
	Selected in the sixth round (182nd overall) of the 2001 NHL Entry Draft. Became free agent, July 1, 2009.							
Cheechoo, Jonathan	2002-09	RW	14	440	165	126	291	304
	Selected in the second round (29th overall) of the 1998 NHL Entry Draft. Traded to Ottawa, along with Milan Michalek and a second round selection (58th overall) in the 2010 NHL Entry Draft, in exchange for Dany Heatley and a fifth round selection (136th overall, Isaac MacLeod) in the 2010 NHL Entry Draft, Sept. 12, 2009.							
Clowe, Ryane	2005-13	LW	29	423	101	170	271	567
	Selected in the sixth round (175th overall) of the 2001 NHL Entry Draft. Traded to N.Y. Rangers in exchange for a second round selection (49th overall, Gabriel Boudreau) in the 2013 NHL Draft, a third round selection (traded to Phoenix in exchange for Raffi Torres, April 3, 2013) in the 2013 NHL Draft and a fifth round selection (149th overall, Rourke Chartier) in the 2014 NHL Draft, April 2, 2013.							
Colman, Mike	1991-93	D	34	15	0	1	1	32
	Signed as free agent, Sept. 3, 1991.							





Ulf Dahlen

	YEARS	POS.	NO.	GP	G	A	PTS	PIM
Corriveau, Yvon	1992-93	LW	21/11	20	3	7	10	0
	Acquired from Washington in NHL Waiver Draft, Oct. 4, 1992. Traded to Hartford as the future considerations in Oct. 9, 1992 trade for Michel Picard, Jan. 21, 1993.							
Courtenay, Ed	1991-93	RW	39	44	7	13	20	10
	Acquired from Minnesota in Dispersal Draft, May 30, 1991. Released, Aug. 30, 1994.							
Couture, Logan	2009-18	C	39	582	213	224	437	149
	Selected in the first round (9th overall) of the 2007 NHL Draft.							
Coxe, Craig	1991-92	LW	21	10	2	0	2	19
	Acquired from Vancouver in Expansion Draft, May 30, 1991. Became free agent, Sept. 21, 1992.							
Craig, Mike	1998-99, 01-02	RW	26/25	3	0	0	0	2
	Signed as free agent, July 13, 1998. Became free agent, July 1, 2000. Signed as free agent, Sept. 5, 2001. Became free agent, July 1, 2002.							
Craigwell, Dale	1991-94	C	33	98	11	18	29	28
	Selected in 10th round (199th overall) of 1991 NHL Entry Draft. Became free agent, July 1, 1995.							
Craven, Murray	1997-00	LW/C	32/22	129	16	29	45	47
	Acquired from Chicago in exchange for Petri Varis and a sixth round selection (158th overall) in the 1998 NHL Entry Draft. Contact bought out, Jan. 20, 2000.							
Cronin, Shawn	1993-95	D	44	63	0	4	4	137
	Acquired from Philadelphia in exchange for future considerations, Aug. 5, 1993. Released, Aug. 1, 1995.							

-D-

Dahlen, Ulf	1993-97	RW	22	161	41	52	93	46
	Acquired with a seventh round selection (167th overall, Brad Mehalko) in the 1995 NHL Entry Draft from Dallas in exchange for Mike Lalor and Doug Zmolek, March 19, 1994. Traded with Michal Sykora and Chris Terreri to Chicago in exchange for Ed Belfour, Jan. 25, 1997.							
Damphousse, Vincent	1998-04	C	25	385	92	197	289	316
	Acquired from Montreal in exchange for a fifth round selection (145th overall, previously acquired from Phoenix on June 27, 1998) in the 1999 NHL Entry Draft, a first round selection (16th overall) in the 2000 NHL Entry Draft and a second round selection (53rd overall) in the 2001 NHL Entry Draft, March 23, 1999. Became free agent, July 1, 2004.							
Darche, Mathieu	2006-07	RW	49	2	0	0	0	0
	Signed as free agent, July 10, 2006. Became free agent, July 1, 2007.							



	YEARS	POS.	NO.	GP	G	A	PTS	PIM
Davison, Rob	2002-08	D	5/38	176	2	12	14	238
	Selected in the fourth round (98th overall) of the 1998 NHL Entry Draft. Traded to the New York Islanders in exchange for a seventh round selection (186th overall, Jason Demers) in the 2008 NHL Entry Draft, Feb. 26, 2008. Signed as free agent, July 10, 2013. Became a free agent on July 1, 2014.							
DeMelo, Dylan	2015-18	D	74	133	3	29	32	62
	Selected in the sixth round (179th overall) of the 2011 NHL Entry Draft.							
Demers, Jason	2009-14	D	5/60	300	16	82	98	119
	Selected by San Jose in the 2008 NHL Draft (7th round, 186th overall). Traded to Dallas along with a third-round selection in the 2016 NHL Draft (90th overall) in exchange for Brenden Dillon on Nov. 21, 2014.							
DePalma, Larry	1991-93	LW	8	20	2	6	8	41
	Signed as free agent, Aug. 30, 1991. Became free agent, July 1, 1993.							
Desjardins, Andrew	2010-15	C	10/69	272	15	33	48	248
	Signed as a free agent, June 26, 2010. Traded to Chicago in exchange for Ben Smith and a conditional draft selection in the 2017 NHL Draft.							
Dillon, Brenden	2014-17	D	4	298	11	41	52	235
	Acquired from Dallas in exchange for Jason Demers and a third round selection (90th overall) in the 2016 NHL Draft.							
Dimitrakos, Niko	2002-04	RW	23	134	19	34	53	83
	Selected in the fifth round (155th overall) of the 1999 NHL Entry Draft. Traded to Philadelphia on March 9, 2006 in exchange for a third round selection (85th overall) in the 2006 NHL Entry Draft. Pick was later traded to Columbus on June 24, 2006, along with a fourth round selection in 2006 (113th overall and the Sharks second round selection [53rd overall] in the 2007 NHL Entry Draft) in exchange for a second round selection in the 2006 NHL Entry Draft (36th overall, Jamie McGinn).							
Dollas, Bobby	2000-01	D	2	16	1	1	2	14
	Signed as a free agent, Nov. 4, 2001. Traded along with Johan Hedberg to Pittsburgh in exchange for Jeff Norton, March 12, 2001.							
Donovan, Shean	1994-97	RW	42	181	25	17	42	109
	Selected in second round (28th overall) of 1993 NHL Entry Draft. Traded with a first round selection (12th overall) in the 1998 NHL Entry Draft to Colorado in exchange for Mike Ricci and a second round selection (50th overall) in the 1998 NHL Entry Draft, Nov. 21, 1997. 50th overall selection in 1998 later traded to Buffalo along with Kay Whitmore in exchange for Steve Shields and a fourth round selection (104th overall, Miroslav Zalesak) in the 1998 NHL Entry Draft, June 18, 1998.							
Donskoi, Joonas	2015-18	RW	27	203	31	54	85	56
	Signed by San Jose as a free agent, May 20, 2015.							
Duchesne, Gaetan	1993-95	LW	11	117	14	25	39	44
	Acquired from Dallas in exchange for sixth round selection (132nd overall, Petri Varis — later traded back to San Jose for Dean Evason on June 26, 1993) in the 1993 NHL Entry Draft, June 20, 1993. Traded to Florida in exchange for a sixth round selection (140th, Timo Hakanen) in the 1995 NHL Entry Draft, April 7, 1995.							
-E-								
Eager, Ben	2010-11	LW	55	34	4	3	7	43
	Acquired from Atlanta in exchange for a fifth round selection (148th overall) in the 2011 NHL Entry Draft, Jan. 18, 2011. Became free agent, July 1, 2011.							
Ehrhoff, Christian	2003-09	D	10/44	341	25	107	132	244
	Selected in fourth round (108th overall) of the 2001 NHL Entry Draft. Traded to Vancouver, along with D Brad Lukowich, in exchange for D Daniel Rahimi and C Patrick White, Aug. 28, 2009.							
Ekman, Nils	2003-06	LW	28	159	43	69	112	88
	Acquired from N.Y. Rangers in exchange for Chad Wiseman, Aug. 12, 2003. Traded to Pittsburgh along with Patrick Ehelechner for a second round selection (41st overall) in the 2007 NHL Entry Draft, July 20, 2006. 41st overall pick, along with a second round selection in 2008, later traded to Washington in exchange for a first round selection in 2007 (28th overall, Nick Petrecki), June 22, 2007.							
Elik, Todd	1993-95	C	27	97	32	51	83	107
	Acquired via waivers from Edmonton, Oct. 26, 1993. Traded to St. Louis in exchange for Kevin Miller, March 26, 1995.							
Emmons, Gary	1993-94	C	9	3	1	0	1	0
	Signed as a free agent, Oct. 18, 1993. Released, Nov. 1, 1993.							
Errey, Bob	1993-95, 96-97	LW	12/22	107	17	36	43	173
	Signed as free agent, Aug. 17, 1993. Traded to Detroit in exchange for a fifth round selection (130th overall, Michal Bros) in the 1995 NHL Entry Draft, Feb. 27, 1995. Claimed via waivers from Detroit, Feb. 8, 1997. Became free agent, July 1, 1997.							





Pat Falloon

	YEARS	POS.	NO.	GP	G	A	PTS	PIM
Evans, Kevin	1991-92	LW	44	5	0	1	1	25
	Acquired from Minnesota in Dispersal Draft, May 30, 1991. Became free agent, July 1, 1992.							
Evason, Dean	1991-93	C	12/8	158	23	34	57	231
	Acquired from Hartford in exchange for Dan Kecmer, Oct. 2, 1991. Traded to Dallas in exchange for a sixth round pick (132nd overall, Petri Varis) in the 1993 NHL Entry Draft, June 26, 1993.							
Ewen, Todd	1996-98	RW	36	51	0	2	2	162
	Signed as free agent, July 25, 1996. Became free agent, July 1, 1998.							

-F-

Fahey, Jim	2002-06	D	21	79	1	23	24	65
	Selected in the eighth round (212th overall) of the 1998 NHL Entry Draft. Traded to New Jersey along with Alexander Korolyuk for a first round selection (26th overall) in the 2007 NHL Entry Draft and the rights to Vladimir Malakhov, Oct. 1, 2006. 26th overall pick later traded to St. Louis along with Ville Nieminen and Jay Barriball in exchange for RW Bill Guerin, Feb. 27, 2007.							
Falloon, Pat	1991-96	RW	17	258	76	86	162	75
	Selected in first round (2nd overall) of the 1991 NHL Entry Draft. Traded to Philadelphia in exchange for rights to prospect Martin Spahnel, Philadelphia's fourth round selection (106th overall) in 1996 Entry Draft and Philadelphia's first round selection (24th overall) in the 1996 NHL Entry Draft (all of which were traded immediately to Buffalo for Doug Bodger), Nov. 16, 1995.							
Fedun, Taylor	2014-15	D	43	7	0	4	4	4
	Signed as a free agent, July 2, 2014. Became a free agent, July 1, 2015.							
Fehr, Eric	2018	C	16	14	3	1	4	0
	Acquired from Toronto in exchange for a seventh round pick in the 2020 NHL Draft, Feb. 20, 2018. Became free agent, July 1, 2018.							
Fenton, Paul	1991-92	LW	22	60	11	4	15	33
	Acquired from Hartford in exchange for Mike McHugh, Oct. 18, 1991. Released, July 23, 1992.							
Ferriero, Benn	2009-12	RW	78	92	14	8	22	25
	Signed as free agent, Sept. 1, 2009. Became free agent, July 1, 2012.							
Fibiger, Jesse	2002-03	D	53	16	0	0	0	2
	Signed as free agent, Aug. 15, 2001. Became free agent, July 1, 2004.							
Fraser, Iain	1996-97	C	28	2	0	0	0	2
	Signed as free agent, Aug. 26, 1996. Became free agent, July 1, 1997.							
Friesen, Jeff	1994-01	LW/C	19/39	512	149	201	350	316
	Selected in first round (11th overall) of 1994 NHL Entry Draft. Traded to Anaheim, along with Steve Shields and a second round selection (36th overall) in the 2003 NHL Entry Draft in exchange for Teemu Selanne, March 5, 2001.							




	YEARS	POS.	NO.	GP	G	A	PTS	PIM
-G-								
Gaetz, Link	1991-93	D	23	48	6	6	12	326
	Acquired from Minnesota in Dispersal Draft, May 30, 1991. Traded to Edmonton in exchange for a 10th round selection (240th overall, Tomas Pisa) in the 1994 Entry Draft, Sept. 10, 1993.							
Galiardi, TJ	2012-13	C	21/37	50	6	9	15	20
	Acquired from the Colorado Avalanche along with Daniel Winnik and a seventh round selection (207th overall, previously acquired from Anaheim, Emil Galimov) in the 2013 NHL Entry Draft in exchange for Jamie McGinn, Mike Connolly and Michael Sgarbossa, Feb. 27, 2012. Traded to Calgary in exchange for a fourth-round draft selection (106th overall, Adam Helewka) in the 2015 NHL Draft on July 2, 2013.							
Garpenlov, Johan	1991-95	LW	10	184	46	86	132	90
	Acquired from Detroit in exchange for Bob McGill and an eighth round selection (189th overall) in the 1992 NHL Entry Draft, March 10, 1992. Traded to Florida in exchange for fifth round selection in the 1998 NHL Entry Draft (117th overall, traded to Florida in exchange for Dave Lowry, Nov. 14, 1997), March 3, 1995.							
Gaudreau, Rob	1992-95	RW	37	143	38	40	78	46
	Acquired from Minnesota in Dispersal Draft, May 30, 1991. Selected by Ottawa in Waiver Draft, Jan. 18, 1995.							
Gill, Todd	1996-98	D	23	143	8	34	42	45
	Acquired from Toronto in exchange for Jamie Baker and a fifth round draft selection (110th overall) in the 1996 NHL Entry Draft, June 14, 1996. Traded to St. Louis in exchange for Joe Murphy and cash considerations, March 24, 1998.							
Goc, Marcel	2005-09	C	11/57	265	20	34	54	76
	Selected in the first round (20th overall) in the 2001 NHL Entry Draft. Became free agent, July 1, 2009.							
Goldobin, Nikolay	2015-17	LW	82	11	1	1	2	0
	Selected in the first round (27th overall) of the 2014 NHL Draft. Traded to Vancouver along with a fourth round selection (112th overall) in the 2017 NHL Draft in exchange for Jannik Hansen, Feb. 28, 2017.							
Gomez, Scott	2012-13	C	23	39	2	13	15	22
	Signed as free agent, Jan. 23, 2013. Became free agent, July 5, 2013.							
Goodrow, Barclay	2014-18	RW	23/89	124	11	19	30	79
	Signed as free agent, March 6, 2014.							
Gorges, Josh	2005-07	D	6	96	1	9	10	57
	Signed as free agent on Sept. 20, 2002. Traded to Montreal along with a first round selection (22nd overall) in the 2007 NHL Entry Draft for Craig Rivet and a fifth round selection (146th overall, Julien Demers) in the 2008 NHL Entry Draft, Feb. 25, 2007.							
Granato, Tony	1996-01	RW/LW	21	279	57	42	99	387
	Signed as free agent, Aug. 15, 1996. Retired, Sept. 10, 2001.							
Graves, Adam	2001-03	LW	9	163	26	23	49	83
	Acquired from N.Y. Rangers, along with Rich Pilon and future considerations, in exchange for Mikael Samuelsson and Christian Gosselin and a seventh round draft selection (226th overall) in the 2002 NHL Entry Draft, June 24, 2001. Became free agent, July 1, 2003.							
Grier, Mike	2006-09	RW	25	221	35	43	78	92
	Signed as a free agent, July 3, 2006. Became free agent, July 1, 2009.							
Guerin, Bill	2006-07	RW	13	16	8	1	9	14
	Acquired from St. Louis in exchange for Ville Nieminen, Jay Barriball and a first round selection (26th overall) in the 2007 NHL Entry Draft, Feb. 27, 2007. Became free agent, July 1, 2007.							
Guolla, Steve	1996-99	LW/C	36/17	64	16	11	27	20
	Signed as free agent, Aug. 26, 1996. Traded along with Bill Houlder, Andrei Zyuzin and Shawn Burr to Tampa Bay in exchange for Niklas Sundstrom and a third round selection (74th overall) in the 2000 NHL Entry Draft, Aug. 4, 1999. 74th overall selection in 2000 later traded to Chicago, along with an additional second round selection in 2000 (49th overall) in exchange for a second round selection in 2000 (41st overall, Tero Maatta), June 24, 2000.							

-H-

Haley, Micheal	2014-17	C	38	78	3	10	13	187
	Signed as free agent, July 10, 2014. Became free agent, July 1, 2017.							
Hamilton, Freddie	2013-15	C	75	12	0	0	0	2
	Selected in fifth round (129th overall) of the 2010 NHL Draft. Traded to Colorado in exchange for Karl Stollery on March 2, 2015.							





Tomas Hertl

	YEARS	POS.	NO.	GP	G	A	PTS	PIM
Hammond, Ken	1991-92	D	6	46	5	10	15	82
	Signed as free agent, Aug. 9, 1991. Traded to Vancouver for eighth round selection in the 1992 NHL Entry Draft (189th overall), traded to Detroit along with Bob McGill in exchange for Johan Garpenlov, March 10, 1992), March 9, 1992.							
Handzus, Michal	2011-13	C	26	95	8	18	26	30
	Signed as a free agent, July 1, 2011. Traded to Chicago in exchange for a fourth round selection (111th overall) in the 2013 NHL Draft. 111th overall selection in the 2013 NHL Draft later traded to Chicago along with a fifth round selection in the 2014 NHL Draft in exchange for a fourth round selection (117th overall, Fredrik Bergvik) and a fifth round selection (151st overall, Gage Ausmus) in the 2013 NHL Draft.							
Hannan, Scott	1998-07, 12-15	D	27/22/43/6	626	30	116	146	412
	Selected in the first round (23rd overall) of the 1997 NHL Entry Draft. Became a free agent July 1, 2007. Acquired from Nashville in exchange for a sixth round selection (171st overall) in the 2013 NHL Draft. Became a free agent July 1, 2015.							
Hansen, Jannik	2017-18	RW	36	61	4	17	21	22
	Acquired from Vancouver in exchange for Nikolay Goldobin and a fourth round pick (112 overall) in the 2017 NHL Draft, Feb. 28, 2017. Became free agent, July 1, 2018.							
Harvey, Todd	1999-04	RW/C	13/9	301	34	49	83	335
	Acquired from N.Y. Rangers, along with a fourth round selection (107th overall, Dimitri Patzold) in the 2001 NHL Entry Draft in exchange for Radek Dvorak (previously acquired from Florida in exchange for Mike Vernon and a third round selection (82nd overall) in the 2000 NHL Entry Draft), Dec. 30, 1999. Became free agent, July 1, 2004.							
Havlat, Marty	2011-14	RW	9	79	15	30	45	52
	Acquired from Minnesota in exchange for Dany Heatley, July 3, 2011. Bought out of contract on June 28, 2014.							
Hayes, Eriah	2013-15	RW	76	15	1	0	1	2
	Signed as a free agent, April 5, 2013. Became a free agent July 1, 2015.							
Hawgood, Greg	1996-97	D	4	63	6	12	18	69
	Signed as free agent, Sept. 7, 1996. Became free agent, July 1, 1997.							
Heatley, Dany	2009-11	RW	15	162	65	81	146	110
	Acquired from Ottawa, along with a fifth round selection (136th overall, Isaac MacLeod) in the 2010 NHL Entry Draft in exchange for Jonathan Cheechoo, Milan Michalek and a second round selection (58th overall) in the 2010 NHL Entry Draft, Sept. 12, 2009. Traded to Minnesota in exchange for Martin Havlat, July 3, 2011.							
Heed, Tim	2016-18	D	72	30	3	8	11	8
	Signed as free agent, May 24, 2016.							
Heins, Shawn	1997-03	D	23	81	3	7	10	105
	Signed as free agent, Jan. 5, 1998. Traded to Pittsburgh in exchange for a fifth round selection (139th overall, Patrick Ehelechner) in the 2003 NHL Entry Draft, Feb. 9, 2003.							



	YEARS	POS.	NO.	GP	G	A	PTS	PIM
Helminen, Dwight	2009-10	RW	36	4	1	0	1	0
	Signed as free agent, July 16, 2009. Became free agent, July 1, 2010.							
Hertl, Tomas	2013-18	C	48	328	81	89	170	101
	Selected in first round (17th overall) of the 2012 NHL Draft.							
Hicks, Alex	1998-99	LW	6	4	0	1	1	4
	Signed as free agent, Sept. 12, 1998. Traded to Florida with a fifth round selection (140th overall) in the 1999 NHL Entry Draft in exchange for Jeff Norton, Nov. 11, 1998.							
Hrkac, Tony	1991-92	C	10	22	2	10	12	4
	Acquired from Quebec for Greg Paslawski, May 30, 1991. Traded to Chicago for a conditional choice in 1993 Entry Draft (sixth round, 154th overall, Fredrik Oduya), Feb. 7, 1992.							
Houlder, Bill	1997-99	D	2	158	16	48	64	88
	Signed as free agent, July 9, 1997. Traded along with Andre Zyuzin, Stephen Guolla and Shawn Burr to Tampa Bay in exchange for Niklas Sundstrom and a third round selection (74th overall) in the 2000 NHL Entry Draft on Aug. 4, 1999. 74th overall selection in 2000 was later traded to Chicago, along with an additional second round selection in 2000 [49th overall] in exchange for a second round selection in 2000 [41st overall, Tero Maatta], June 24, 2000.							
Hunter, Tim	1996-97	RW	19	46	0	4	4	135
	Signed as free agent, July 25, 1996. Retired, July 1, 1997.							
Huskins, Kent	2009-11	D	40	132	5	27	32	59
	Acquired from Anaheim along with Travis Moen in exchange for Nick Bonino, Timo Pielmeier and a fourth round selection (108th overall) in the 2012 NHL Entry Draft, March 4, 2009. Became free agent, July 1, 2011.							
Hyvonen, Hannes	2001-02	RW	50	6	0	0	0	0
	Selected by San Jose in the ninth round (257th overall) of the 1999 NHL Entry Draft. Traded to Florida in exchange for a seventh round selection (201st overall, Jonathan Tremblay) in the 2003 NHL Entry Draft, July 16, 2002.							

-I-J-

Iafrate, Al	1996-98	D	43	59	8	16	24	119
	Acquired from Boston for Jeff Odgers and a fifth round selection in the 1996 NHL Entry Draft (132nd overall, previously acquired from Pittsburgh in exchange for Kevin Miller, March 20, 1996), June 21, 1996. Selected by Nashville in Expansion Draft, June 26, 1998.							
Iggulden, Mike	2007-08	C	46	1	0	0	0	0
	Signed as a free agent, Jan. 16, 2006. Became free agent, July 1, 2008.							
Irwin, Matt	2012-15	D	52	153	16	34	50	63
	Signed as a free agent March 23, 2010. Became a free agent July 1, 2015.							
Jakopin, John	2002-03	D	4	12	0	0	0	11
	Signed as a free agent, Sept. 5, 2002. Became free agent, July 1, 2003.							
Janney, Craig	1994-96	C	15	98	18	64	82	36
	Acquired from St. Louis in exchange for Jeff Norton and a third round selection (55th overall) in the 1997 NHL Entry Draft, March 6, 1995. Traded to Winnipeg in exchange for Darren Turcotte and a second round selection (31st overall) in the 1996 NHL Entry Draft, March 18, 1996. 31st overall selection in 1996 later traded to Chicago, along with an additional 1996 second round selection (46th overall, previously acquired from Detroit on March 16, 1996) in exchange for a 1996 first round selection (21st overall, Marco Sturm), June 22, 1996.							
Jillson, Jeff	2001-03	D	5	74	5	19	24	38
	Selected by San Jose in the first round (14th overall) 1999 NHL Entry Draft. Traded to Boston along with Jeff Hackett in exchange for Kyle McLaren and a fourth round selection (126th overall, Torrey Mitchell) in the 2004 NHL Entry Draft, Jan. 23, 2003. Hackett previously acquired from Montreal in exchange for Niklas Sundstrom and a third round selection (95th overall) in the 2004 NHL Entry Draft.							
Joslin, Derek	2008-11	D	65	53	1	6	7	26
	Selected by San Jose in the fifth round (149th overall) of the 2005 NHL Entry Draft. Traded to Carolina in exchange for future considerations, Feb. 18, 2011.							

-K-

Kane, Evander	2018	LW	9	17	9	5	14	25
	Acquired from Buffalo in exchange for Danny O'Regan, a conditional first round pick in the 2019 NHL Draft and a conditional fourth round pick in the 2020 NHL Draft , Feb. 27, 2018.							
Karlsson, Melker	2014-18	C	68	256	42	42	84	84
	Signed as free agent, May 30, 2014.							



	YEARS	POS.	NO.	GP	G	A	PTS	PIM
Kaspar, Lukas	2007-09	LW	43	16	2	2	4	8
	Selected in the the first round (22nd overall) of the 2004 NHL Entry Draft. Became free agent, July 1, 2009.							
Kearns, Bracken	2012-14	C	38	26	3	2	5	6
	Signed as free agent, July 2, 2012. Became free agent, July 1, 2014.							
Kennedy, Tim	2012-13	LW	46	13	2	0	2	2
	Acquired from Florida in exchange for Sean Sullivan, Jan. 26, 2012. Became free agent, July 1, 2013.							
Kennedy, Tyler	2013-15	RW	81	92	8	18	26	42
	Acquired from Pittsburgh in exchange for a second round selection in the 2013 NHL Draft on June 30, 2013. Traded to the NY Islanders in exchange for seventh-round draft selection (50th overall, previously acquired from Tampa Bay and later traded to Vancouver in exchange for Patrick McNally) in the 2015 NHL Draft on March 2, 2015.							
Kisio, Kelly	1991-93	C	11	126	37	78	115	144
	Acquired from Minnesota in exchange for Shane Churla, June 3, 1991. Became free agent, July 1, 1993.							
Kolstad, Dean	1991-93	D	29	10	0	2	2	12
	Acquired from Minnesota in Dispersal Draft, May 30, 1991. Became free agent, July 1, 1993.							
Korolyuk, Alexander	1997-06	LW/RW	94/27/15/48	296	62	80	142	140
	Selected in sixth round (141st overall) of the 1994 NHL Entry Draft. Traded to New Jersey, along with Jim Fahey, in exchange for Vladimir Malakhov and a first round selection (26th overall, later traded to St. Louis) in the 2007 NHL Entry Draft, Oct. 1, 2006.							
Kozlov, Viktor	1994-97	C/LW	25/47	174	29	40	69	50
	Selected in first round (sixth overall) of the 1993 NHL Entry Draft. Traded to Florida in exchange for a first round selection in the 1998 NHL Entry Draft, Nov. 14, 1997. Tampa Bay later acquired the right to swap 1998 first round picks with San Jose, along with Andrei Zyuzin, in exchange for Bryan Marchment and David Shaw on March 24, 1998. Florida won the 1998 NHL Lottery and the first round draft selection acquired by San Jose from Florida became first overall, which Tampa swapped with San Jose for the second overall pick in 1998. San Jose then traded the 1998 second overall pick to Nashville, along with a 1998 third round selection (85th overall [previously acquired from New Jersey, in exchange for Vlastimil Kroupa, Aug. 22, 1997]) in exchange for the 1998 third overall selection (Brad Stuart) and a second round selection (29th overall, Jonathan Cheechoo) in the 1998 NHL Entry Draft, June 27, 1998.							
Kraft, Ryan	2002-03	C	41	7	0	1	1	0
	Selected in the eighth round (194th overall) of the 1995 NHL Entry Draft. Became free agent, July 1, 1998. Signed as free agent, Aug. 11, 2000. Became free agent, July 1, 2003.							
Kravets, Mikhail	1991-93	RW	7/40	2	0	0	0	0
	Selected in 12th round (243rd overall) of 1991 NHL Entry Draft. Became free agent, July 1, 1994.							
Kroupa, Vlastimil	1993-97	D	44/26	103	4	18	22	66
	Selected in second round (45th overall) of 1993 NHL Entry Draft. Traded to New Jersey in exchange for a third round selection (85th overall) in the 1998 NHL Entry Draft, Aug. 22, 1997. 85th overall selection in 1998 later traded to Nashville, along with a first round selection in the 1998 NHL Entry Draft (second overall), in exchange for a first round selection in the 1998 NHL Entry Draft (third overall, Brad Stuart) and a second round selection in the 1998 NHL Entry Draft (29th overall, Jonathan Cheechoo), June 27, 1998.							
Kruse, Paul	2000-01	LW	29	1	0	0	0	5
	Signed as free agent, Sept. 10, 2000. Became free agent, July 1, 2001.							
Kyte, Jim	1994-96	D	2	75	3	12	15	179
	Signed as free agent, March 30, 1995. Became free agent, July 1, 1996.							
-L-								
Labanc, Kevin	2016-18	RW	62	132	19	41	60	54
	Selected in the sixth round (171st overall) of the 2014 NHL Draft.							
Lalor, Mike	1993-94	D	5/18	23	0	2	2	8
	Signed as free agent, Aug. 16, 1993. Traded to Dallas with Doug Zmolek in exchange for Ulf Dahlen, March 19, 1994.							
Langfeld, Josh	2005-06	RW	24	39	2	9	11	16
	Signed as a free agent, Sept. 12, 2005. Claimed on waivers by Boston, Jan. 31, 2006.							
Lappin, Peter	1991-92	RW	26	1	0	0	0	0
	Acquired from Minnesota in Dispersal Draft, May 30, 1991. Became free agent, Sept. 1, 1992.							
Larionov, Igor	1993-95	C	7	97	23	59	82	54
	Acquired from Vancouver in 1992 NHL Waiver Draft. Traded to Detroit in exchange for Ray Sheppard, Oct. 24, 1995.							





Sergei Makarov

	YEARS	POS.	NO.	GP	G	A	PTS	PIM
Lawton, Brian	1991-93	C	9	80	17	30	47	54
	Signed as free agent, Aug. 9, 1991. Traded to New Jersey in exchange for future considerations, Jan. 26, 1993.							
Leach, Jay	2009-11	D	28	28	1	1	2	20
	Claimed off waivers from Montreal, Dec. 1, 2009. Traded to New Jersey along with Steven Zalewski in exchange for Patrick Davis and Mike Swift, Feb. 9, 2011.							
Lemieux, Claude	2008-09	RW	32	18	0	1	1	21
	Signed as free agent, Dec. 28, 2008. Retired, July 8, 2009.							
Lerg, Bryan	2014-15	C	42, 11	8	1	0	1	0
	Signed by San Jose as a free agent, July 10, 2014. Became a free agent, July 1, 2016.							
Lessard, Rick	1991-92	D	13	8	0	2	2	16
	Acquired from Calgary in Expansion Draft, May 30, 1991. Traded to Vancouver for Robin Bawa, Dec. 15, 1992.							
LiPuma, Chris	1996-97	D	26	8	0	0	0	22
	Signed as free agent, Aug. 26, 1996. Became free agent, July 1, 1997.							
Lindsay, Bill	2000-01	LW	12	16	0	4	4	29
	Acquired from Calgary in exchange for an eighth round selection in the 2001 NHL Entry Draft (233rd overall, previously acquired from Minnesota along with future considerations [protection of Evgeni Nabokov in the 2000 NHL Expansion Draft] in exchange for Andy Sutton, a seventh round selection [214th overall] in the 2000 NHL Entry Draft and a third round selection [85th overall] in the 2001 NHL Entry Draft on June 12, 2000), March 6, 2001. Became free agent, July 1, 2001.							
Lowry, Dave	1997-00	LW	26/15	143	11	17	28	93
	Acquired from Florida in exchange for fifth round selection in the 1998 NHL Entry Draft (117th overall, previously acquired from Florida in exchange for Johan Garpenlov, March 3, 1995), Nov. 13, 1997. Became free agent, July 1, 2000.							
Loyns, Lynn	2002-04	LW/C	26	21	3	0	3	19
	Signed as free agent, Oct. 3, 2001. Traded to Calgary in exchange for a fifth round selection (152nd overall, traded to Florida on June 27, 2004) in the 2004 NHL Entry Draft and future considerations, Jan. 9, 2004.							
Lukowich, Brad	2008-09	D	37	58	0	8	8	12
	Acquired from Tampa Bay along with Dan Boyle in exchange for Matt Carle, Ty Wishart, a first round selection in the 2009 NHL Entry Draft (26th overall) and a fourth round selection (118th overall) in the 2010 NHL Entry Draft on July 4, 2008. Traded to Vancouver, along with D Christian Ehrhoff, in exchange for D Daniel Rahimi and C Patrick White, Aug. 28, 2009.							

-M-

MacLean, John	1997-98	RW	15	51	13	19	32	28
	Acquired with Ken Sutton from New Jersey in exchange for Doug Bodger and Dody Wood, Dec. 7, 1997. Became free agent, July 1, 1998.							



	YEARS	POS.	NO.	GP	G	A	PTS	PIM
MacLeod, Pat	1991-93	D	38	50	5	12	17	14
	Acquired from Minnesota in Dispersal Draft, May 30, 1991. Became free agent, July 1, 1993.							
Makarov, Sergei	1993-95	RW	24	123	40	52	92	118
	Acquired from Hartford as future considerations of June 26, 1993 trade, Aug. 6, 1993. Removed from NHL roster, Sept. 30, 1995.							
Maley, David	1992-94	LW	25	62	1	6	7	156
	Claimed off waivers from Edmonton, Jan. 1, 1993. Traded to N.Y. Islanders in exchange for future considerations, Jan. 24, 1994.							
Malhotra, Manny	2009-10	C	27	71	14	19	33	41
	Signed as free agent, Sept. 23, 2009. Became free agent, July 1, 2010.							
Marchment, Bryan	1997-03	D	27	334	15	53	66	706
	Acquired with David Shaw in exchange for Andrei Nazarov and Tampa Bay's option to swap first round picks in the 1998 NHL Entry Draft, March 24, 1998. Traded to Colorado in exchange for third (97th overall) and fifth round (163rd overall) selections in the 2003 NHL Entry Draft, March 8, 2003. 97th overall selection in 2003 traded to Calgary, along with a fifth round selection (143rd overall) and a sixth round selection (173rd overall) in the 2003 NHL Entry Draft in exchange for a second round selection (47th overall, Matthew Carle) in the 2003 NHL Entry Draft on June 21, 2003. 163rd overall selection in 2003 NHL Entry Draft traded back to Colorado in exchange for Scott Parker, June 21, 2003.							
Marleau, Patrick	1997-17	LW/C	12/14	1493	508	574	1082	459
	Selected in the first round (2nd overall) of the 1997 NHL Draft. Became free agent, July 1, 2017.							
Marshall, Jason	2003-04	D	6	12	0	2	2	8
	Acquired from Minnesota in exchange for fifth round selection (161st overall) in 2004 NHL Entry Draft, March 3, 2004. Became free agent, July 1, 2004.							
Martin, Paul	2015-17	D	7	173	7	41	48	44
	Signed by San Jose as a free agent, July 1, 2015. Had his contract bought out on June 23, 2018.							
Mashinter, Brandon	2010-12	LW	72	13	0	0	0	17
	Signed as a free agent, March 3, 2009. Traded to the NY Rangers in exchange for Tommy Grant and a sixth-round selection (179th overall, later traded to Chicago along with the 20th overall selection in exchange for the 27th selection, Nikolay Goldobin, and the 62nd selection, which was traded to Nashville in exchange for the 72nd selection, Alex Schoenborn, and the 102nd selection, Alexis Vanier) on June 28, 2014. Signed as a free agent, Sept. 11, 2017. Became a free agent, July 1, 2018.							
Matteau, Stephane	1997-02	RW/LW	32/37	345	55	64	119	241
	Acquired from St. Louis in exchange for Darren Turcotte, July 25, 1997. Became free agent, July 1, 2002.							
Mayers, Jamal	2010-11	RW	10	78	3	11	14	124
	Signed as free agent, Aug. 4, 2010. Became free agent, July 1, 2011.							
McCarthy, John	2009-14, 2015	LW	43/17	88	3	3	6	22
	Selected in the seventh round (202nd overall) of the 2006 NHL Entry Draft. Became free agent, July 1, 2014. Signed as free agent July 2, 2015.							
McCauley, Alyn	2002-06	C/LW	10	174	35	48	83	62
	Acquired from Toronto along with Brad Boyes and a first round selection (21st overall) in the 2003 NHL Entry Draft in exchange for Owen Nolan, March 5, 2003. 21st overall selection in 2003 later traded to Boston, along with a second round selection (66th overall) and a fourth round selection (107th overall) in the 2003 NHL Entry Draft in exchange for a first round selection (16th overall, Steve Bernier) in the 2003 NHL Entry Draft, June 21, 2003. Became a free agent, July 1, 2006.							
McDonough, Hubie	1992-93	C	27	30	6	2	8	6
	Acquired from N.Y. Islanders in exchange for cash considerations, Aug. 31, 1992. Became free agent, June 10, 1993.							
McGill, Bob	1991-92	D	25	62	3	1	4	70
	Acquired from Chicago in Expansion Draft, May 30, 1991. Traded to Detroit, along with an eighth round draft selection (189th overall) in the 1992 NHL Entry Draft in exchange for Johan Garpenlov, March 10, 1992.							
McGillis, Dan	2002-03	D	3	37	3	13	16	30
	Acquired from Philadelphia in exchange for Marcus Ragnarsson, Dec. 6, 2001. Traded to Boston in exchange for a second round selection (50th overall) in the 2003 NHL Entry Draft, March 11, 2003. 50th overall selection in 2003 later traded to the N.Y. Rangers, along with a third round selection in the 2003 NHL Entry Draft (75th overall), in exchange for a second round selection (43rd overall, Joshua Hennessy) in the 2003 NHL Entry Draft, June 21, 2003.							
McGinn, Jamie	2008-12	LW	64	204	27	22	49	99
	Selected in second round (36th overall) of the 2006 NHL Entry Draft. Traded to Colorado along with Mike Connolly and Michael Sgarbossa in exchange for Daniel Winnik, TJ Galiardi and a seventh round selection (207th overall, Emil Galimov) in the 2013 NHL Entry Draft, Feb. 27, 2012.							





Milan Michalek

	YEARS	POS.	NO.	GP	G	A	PTS	PIM
McGinn, Tye	2014-15	LW	25	33	1	4	5	11
	Acquired from Philadelphia in exchange for a third round selection (70th overall) in the 2015 NHL Draft. Claimed off of waivers by Arizona on March 2, 2015.							
McHugh, Mike	1991-92	LW	22	8	1	0	1	14
	Acquired from Minnesota in Dispersal Draft, May 30, 1991. Traded to Hartford in exchange for Paul Fenton, Oct. 18, 1991.							
McLaren, Frazer	2009-13	LW	68/38	40	1	5	6	85
	Selected in the seventh round (203rd overall) of the 2007 NHL Entry Draft. Claimed by Toronto via waivers, Jan. 31, 2013. Signed as a free agent, Aug. 24, 2015. Became a free agent, July 1, 2016.							
McLaren, Kyle	2002-08	D	4	302	12	71	83	301
	Acquired from Boston along with a fourth round selection (126th overall, Torrey Mitchell) in the 2004 NHL Entry Draft in exchange for Jeff Jillson and Jeff Hackett, Jan. 23, 2003. Hackett was previously acquired from Montreal on Jan. 23, 2003 in exchange for Niklas Sundstrom and a third round selection (95th overall) in the 2004 NHL Entry Draft. Became free agent, July 1, 2009.							
McLean, Jeff	1993-94	C	43	6	1	0	1	0
	Selected by San Jose in 1991 Supplemental Draft (first overall). Became free agent, July 1, 1994.							
McSorley, Marty	1996-98	D	33	113	6	22	28	326
	Acquired from N.Y. Rangers in exchange for Jayson More, Brian Swanson and a fourth round selection in the 1997 NHL Entry Draft (82nd overall), Aug. 20, 1996. Became free agent, July 1, 1998.							
Meier, Timo	2016-18	RW	28	115	24	18	42	61
	Selected in the 1st round (9th overall) of the 2015 NHL Draft.							
Michalek, Milan	2003-09	LW	9	317	91	123	214	184
	Selected in first round (sixth overall) of the 2003 NHL Entry Draft. Traded to Ottawa, along with RW Jonathan Cheechoo and a second round selection (58th overall) in the 2010 NHL Entry draft, in exchange for LW Dany Heatley and a fifth round selection (136th overall, Isaac MacLeod) in the 2010 NHL Entry Draft, Sept. 12, 2009.							
Miller, Kevin	1994-96	RW/LW	8/12	89	28	27	55	54
	Acquired from St. Louis in exchange for Todd Elik, March 23, 1995. Traded to Pittsburgh in exchange for a fifth round selection in the 1996 NHL Entry Draft (132nd overall, traded to Boston with Jeff Odgers in exchange for Al Iafrate on June 21, 1996), March 20, 1996.							
Miller, Kip	1993-94	C	20	11	2	2	4	6
	Signed as free agent, Aug. 10, 1993. Became free agent July 1, 1994.							
Mitchell, Torrey	2007-12	C	17	280	30	43	73	152
	Selected by San Jose in the fourth round (126th overall) of the 2004 NHL Entry Draft. Became free agent, July 1, 2012.							
Moen, Travis	2008-09	LW	24	19	3	2	5	14
	Acquired from Anaheim along with Kent Huskins in exchange for Nick Bonino, Timo Pielmeier and a fourth round selection (108th overall) in the 2012 NHL Draft, March 4, 2009. Became free agent, July 1, 2009.							
Montgomery, Jim	2000-01	C	26	28	1	6	7	19
	Signed as free agent, Aug. 14, 2000. Became free agent, July 1, 2001.							

	YEARS	POS.	NO.	GP	G	A	PTS	PIM
Moore, Dominic	2012	C	18	23	0	6	6	6
	Acquired from Tampa Bay along with a seventh round selection (191st overall) in the 2012 NHL Draft in exchange for a second round selection (37th overall, previously acquired from Minnesota), Feb. 16, 2012. 191st selection later traded with a fourth round selection (111th overall) in 2013 to Chicago in exchange for a fourth round selection (109th overall, Christophe Lalancette) in the 2012 NHL Draft. Became free agent, July 1, 2012.							
Moore, Mike	2010-12	D	55	6	1	0	1	7
	Signed as free agent, April 8, 2010. Became free agent, July 1, 2012.							
More, Jay	1991-96	D	4	287	12	38	50	545
	Acquired from Montreal in Expansion Draft, May 30, 1991. Traded with Brian Swanson and a fourth round selection (82nd overall) in the 1997 NHL Entry Draft to N.Y. Rangers for Marty McSorley, Aug. 20, 1996.							
Morris, Jon	1992-93	C	9	13	0	3	3	6
	Claimed via waivers from New Jersey, March 13, 1993. Traded to Boston in exchange for future considerations, Oct. 29, 1993.							
Mueller, Mirco	2014-17	D	41	54	2	4	6	17
	Selected in the first round (18th overall) of the 2013 NHL Draft. Traded to New Jersey along with a fifth round selection (143rd overall) in the 2017 NHL Draft in exchange for a second round selection (49th overall, Mario Ferraro) and a fourth round draft selection (123rd overall, traded to NY Rangers along with sixth round selection (174th overall) in exchange for a fourth round selection (102nd overall, Scott Reedy), June 17, 2017.							
Mullen, Brian	1991-92	LW	19	72	18	28	46	66
	Acquired from N.Y. Rangers in exchange for Tim Kerr, May 30, 1991. Traded to N.Y. Islanders in exchange for rights to Marcus Thuresson, Aug. 24, 1992.							
Murphy, Joe	1997-99	RW	17	86	30	27	57	87
	Acquired with cash considerations from St. Louis in exchange for Todd Gill, March 24, 1998. Became free agent, July 1, 1999.							
Murray, Andrew	2011-12	LW	28	39	1	3	4	4
	Signed as a free agent, July 19, 2011. Traded with a seventh round selection in the 2014 NHL Draft to Detroit in exchange for Brad Stuart, June 10, 2012.							
Murray, Douglas	2005-13	D	3/41	451	6	53	59	361
	Selected in the eighth round (241st overall) in the 1999 NHL Entry Draft. Traded to Pittsburgh in exchange for a second-round selection (58th overall, later traded along with the 20th selection to Detroit in exchange for the 18th selection, Mirco Mueller, on June 30, 2013) in the 2013 NHL Draft and a second-round selection (46th overall, Julius Bergman) in the 2014 NHL Draft on March 25, 2013.							
Myhres, Brantt	1998-00	RW	33	43	1	1	2	213
	Signed as free agent, Sept. 11, 1998. Became free agent, July 1, 2000.							

-N-O-

Nazarov, Andrei	1993-98	LW	62/23	169	23	28	51	490
	Selected in first round (10th overall) of the 1992 NHL Entry Draft. Traded to Tampa Bay with the option to swap first round selections with San Jose in the 1998 NHL Entry Draft in exchange for Bryan Marchment and David Shaw, March 24, 1998.							
Nichol, Scott	2009-11	C	21	135	8	18	26	122
	Signed as free agent, July 15, 2009. Became free agent, July 1, 2011.							
Nicholls, Bernie	1996-98	C	9	135	18	57	75	93
	Signed as free agent, July 30, 1996. Retired, Nov. 22, 1998.							
Nieminen, Ville	2005-07	LW	15	52	4	5	9	24
	Acquired from New York Rangers in exchange for a third round selection (83rd overall) in the 2006 NHL Entry Draft, March 8, 2006. Traded to St. Louis along with Jay Barriball and a first round selection (26th overall) in the 2007 NHL Entry Draft in exchange for Bill Guerin, Feb. 27, 2007.							
Nieto, Matt	2013-17	LW	83	221	28	42	70	50
	Selected in second round (47th overall) of the 2011 NHL Draft. Claimed off of waivers by Colorado, Jan. 5, 2017.							
Nolan, Owen	1995-03	RW	11	568	206	245	451	934
	Acquired from Colorado in exchange for Sandis Ozolinsh, Oct. 26, 1995. Traded to Toronto in exchange for Alyn McCauley, Brad Boyes and a first round selection (21st overall) in the 2003 NHL Entry Draft, March 5, 2003. 21st overall selection in 2003 later traded to Boston, along with a second round selection (66th overall) and a fourth round selection (107th overall) in the 2003 NHL Entry Draft in exchange for a first round selection (16th overall, Steve Bernier) in the 2003 NHL Entry Draft, June 21, 2003.							





Sandis Ozolinsh

	YEARS	POS.	NO.	GP	G	A	PTS	PIM
Norton, Jeff	1993-95, 98-00, 00-01	D	5/8	225	12	81	91	74
Acquired from N.Y. Islanders in exchange for a third round selection (63rd overall) in the 1994 NHL Entry Draft, June 20, 1993. Traded to St. Louis along with a third round selection (55th overall) in the 1997 NHL Entry Draft in exchange for Craig Janney, March 6, 1995. Acquired from Florida in exchange for Alex Hicks and a fifth round selection (140th overall) in the 1999 NHL Entry Draft, Nov. 11, 1998. Became free agent, July 1, 2000. Acquired from Pittsburgh in exchange for Bobby Dollas and Johan Hedberg, March 12, 2001. Became free agent, July 1, 2001.								
Odgers, Jeff	1991-96	RW	36	334	48	34	82	1001
Signed as free agent, Sept. 3, 1991. Traded to Boston with a fifth round selection in the 1996 NHL Entry Draft (132nd overall, previously acquired from Pittsburgh in exchange for Kevin Miller, March 20, 1996) in exchange for Al Iafrate, June 21, 1996.								
O'Regan, Daniel	2016-18	C	65	22	1	4	5	2
Selected in the fifth round (138th overall) of the 2012 NHL Draft. Traded with a conditional first round pick in the 2019 NHL Draft and a conditional fourth round pick in the 2020 NHL Draft in exchange for Evander Kane, Feb. 27, 2018.								
Ortmeyer, Jed	2009-10	RW	41	76	8	11	19	37
Signed as free agent, July 16, 2009. Became free agent, July 1, 2010.								
Otevre, Jaroslav	1992-94	LW	50/42	16	3	4	7	2
Selected in seventh round (133rd overall) of the 1991 NHL Entry Draft. Became a free agent, July 1, 1994.								
Ozolinsh, Sandis	1992-95, 07-08	D	24/6	212	46	86	132	122
Selected in second round (30th overall) of the 1991 NHL Entry Draft. Traded to Colorado in exchange for Owen Nolan, Oct. 26, 1995. Signed as a free agent, Nov. 2, 2007. Became free agent, July 1, 2008.								

-P-

Parker, Scott	2003-07	RW	27	71	2	3	5	161
Acquired from Colorado in exchange for a fifth round selection (163rd overall) in 2003 NHL Entry Draft, June 21, 2003. Traded to Colorado in exchange for a sixth round selection (170th overall) in the 2008 NHL Entry Draft, Feb. 27, 2007. 170th selection in 2008 later traded back to Colorado, along with fourth (113th) and fifth (143rd) selections in the 2007 NHL Entry Draft in exchange for a third round selection (91st, Tyson Sexsmith) in the 2007 NHL Entry Draft, June 23, 2007.								

	YEARS	POS.	NO.	GP	G	A	PTS	PIM
Pavelich, Mark	1991-92	C	16	2	0	1	1	4
	Signed as free agent, Aug. 9, 1991. Released, Oct. 8, 1991.							
Pavelski, Joe	2006-17	C	8/53	888	317	380	697	349
	Selected in the seventh round (205th overall) of the 2003 NHL Draft.							
Pederson, Mark	1992-93	LW	18	27	7	3	10	22
	Acquired from Philadelphia in exchange for Dave Snuggerud, Dec. 19, 1992. Released, Aug. 10, 1993.							
Pederson, Tom	1991-96	D	41	225	19	47	66	133
	Acquired from Minnesota in Dispersal Draft, May 30, 1991. Became free agent, July 1, 1996.							
Pelech, Matt	2012-14	RW	42	8	1	0	1	29
	Signed as free agent, July 6, 2011. Became free agent, July 1, 2014.							
Peltonen, Ville	1995-97	LW	37	59	4	14	18	14
	Selected in third round (58th overall) of 1993 NHL Entry Draft. Traded to Nashville in exchange for a fifth round selection in the 1998 NHL Entry Draft (116th overall), June 26, 1998. 116th overall selection in 1998 later traded to Phoenix for a fifth round selection (145th overall) in the 1999 NHL Entry Draft, June 27, 1998. 145th overall selection in 1999 later traded to Montreal on March 23, 1999 as part of Vincent Damphousse deal.							
Petrecki, Nick	2012-13	D	54	1	0	0	0	0
	Selected in the first round (28th overall) of the 2007 NHL Entry Draft. Became free agent, July 1, 2014.							
Picard, Michel	1992-93	LW	44	25	4	0	4	24
	Acquired from Hartford in exchange for future considerations, Oct. 9, 1992. Became free agent, July 1, 1993.							
Plihal, Tomas	2006-09	LW	39	89	7	9	16	26
	Selected in the fifth round (140th overall) of the 2001 NHL Entry Draft. Became free agent, July 1, 2009.							
Polak, Roman	2016	D	46	24	0	3	3	16
	Acquired from Toronto, along with Nick Spaling, in exchange for Raffi Torres and a second round draft selection (50th overall) in the 2017 NHL Draft as well as a second round draft selection (52nd overall) in the 2018 NHL Draft, Feb. 22, 2016. Became free agent, July 1, 2016.							
Potomski, Barry	1997-98	LW	24	9	0	1	1	30
	Signed as free agent, Aug. 15, 1997. Became free agent, July 1, 1998.							
Preissing, Tom	2003-06	D	42	143	13	49	62	38
	Signed as a free agent, April 4, 2003. Traded to Chicago along with Josh Hennessy in exchange for Mark Bell, July 10, 2006.							
Presley, Wayne	1991-92	RW	7	47	8	14	22	76
	Acquired from Chicago in exchange for third round selection (54th overall) in the 1993 NHL Entry Draft, Sept. 20, 1991. Traded to Buffalo in exchange for Dave Snuggerud, March 9, 1992.							
Primeau, Wayne	2002-06	C	15	100	15	24	39	107
	Acquired from Pittsburgh in exchange for Matt Bradley, March 11, 2003. Traded to Boston along with Brad Stuart and Marco Sturm in exchange for Joe Thornton, Nov. 30, 2005.							

-Q-

Quintin, J.F.	1991-93	LW	28	22	5	5	10	4
	Acquired from Minnesota in Dispersal Draft, May 30, 1991. Became free agent, June 10, 1993.							

-R-

Racine, Yves	1995-96	D	34	32	1	16	17	28
	Claimed off waivers from Montreal, Jan. 23, 1996. Traded to Calgary for future considerations, Dec. 18, 1996.							
Ragnarsson, Marcus	1995-03	D	10/33	519	28	125	153	392
	Selected by San Jose in the fifth round (99th overall) of 1992 NHL Entry Draft. Traded to Philadelphia in exchange for Dan McGillis, Dec. 6, 2003.							
Rathje, Mike	1993-04	D	2/40	671	27	128	155	439
	Selected by San Jose in first round (third overall) of the 1992 NHL Entry Draft. Became free agent, Aug. 1, 2005.							
Ricci, Mike	1997-04	C	18	529	101	162	263	355
	Acquired from Colorado, along with a second round selection (50th overall) in the 1998 NHL Entry Draft in exchange for Shean Donovan and a first round selection (12th overall) in the 1998 NHL Entry Draft, Nov. 21, 1997. 50th overall selection in 1998 later traded to Buffalo, along with Kay Whitmore in exchange for Steve Shields and a fourth round selection (104th overall, Miroslav Zalesak), June 18, 1998. Became free agent, July 1, 2004.							



	YEARS	POS.	NO.	GP	G	A	PTS	PIM
Rissmiller, Patrick	2003-08	C	34	180	18	27	45	60
	Signed as a free agent, June 30, 2003. Became free agent, July 1, 2008.							
Rivet, Craig	2006-08	D	52	91	6	37	43	116
	Acquired from Montreal along with a fifth round selection (146th overall, Julien Demers) in the 2008 NHL Entry Draft in exchange for Josh Gorges and the Sharks first round selection (22nd overall) in the 2007 NHL Entry Draft, Feb. 25, 2007. Traded to Buffalo along with a seventh round selection (208th overall) in the 2010 NHL Entry Draft in exchange for second round selections in the 2009 (43rd overall, William Wrenn) and 2010 (53rd overall, later traded to Carolina for Niclas Wallin, Feb. 7, 2010) NHL Entry Drafts, July 4, 2008.							
Roenick, Jeremy	2007-09	C	27	69	14	19	33	26
	Signed as a free agent, Sept. 4, 2007. Retired, Aug. 6, 2009.							
Rouse, Bob	1998-00	D	3	96	0	12	12	63
	Signed as free agent, July 13, 1998. Contract bought out, Jan. 5, 2000.							
Ryan, Joakim	2017-18	D	47	62	3	9	12	8
	Selected in the seventh round (198th overall) of the 2012 NHL Draft.							

-S-

Samuelsson, Mikael	2000-01	RW	28	4	0	0	0	0
	Selected by San Jose in the fifth round (145th overall) in the 1998 NHL Entry Draft. Traded to N.Y. Rangers with Christian Gosselin and a seventh round selection (226th) in the 2002 NHL Entry Draft in exchange for Adam Graves, Rich Pilon and future considerations, June 24, 2001.							
Schlemko, David	2016-17	D	5	62	2	16	18	14
	Signed as free agent, July 1, 2016. Selected by Vegas in 2017 Expansion Draft, June 21, 2017.							
Scott, John	2014-15	LW	20	38	3	1	4	87
	Signed as a free agent, July 2, 2014. Became a free agent, July 1, 2015.							
Scremin, Claudio	1991-93	D	45	17	0	1	1	29
	Signed as free agent, Sept. 3, 1991. Became free agent, July 1, 1993.							
Selanne, Teemu	2000-03	RW/LW	8	176	64	67	131	70
	Acquired from Anaheim in exchange for Jeff Friesen, Steve Shields and a second round selection (36th overall) in the 2003 NHL Entry Draft, March 5, 2001. Became free agent, July 1, 2003.							
Semenov, Alexei	2007-09	D/F	21	69	2	10	12	93
	Signed as a free agent, July 27, 2007. Became free agent, July 1, 2009.							
Setoguchi, Devin	2007-11	RW	16	267	84	75	159	89
	Selected in the first round (eighth overall) in the 2005 NHL Entry Draft. Traded to Minnesota along with Charlie Coyle and a first round selection (28th overall) in the 2011 NHL Entry Draft in exchange for Brent Burns and a second round selection (37th overall) in the 2012 NHL Entry Draft, June 24, 2011. 37th selection in 2012 later traded to Tampa Bay in exchange for Dominic Moore and a seventh round selection (191st overall, later traded to Chicago) in the 2012 NHL Draft, Feb. 16, 2012.							
Shelley, Jody	2007-10	LW	45	137	3	11	14	285
	Acquired from Columbus in exchange for a sixth round selection (177th overall) in the 2009 NHL Entry Draft. Traded to the New York Rangers in exchange for a sixth round selection (166th overall, Daniil Sobchenko) in the 2011 NHL Entry Draft, Feb. 12, 2010.							
Sheppard, James	2012-15	C/LW	15	156	10	30	40	75
	Acquired from Minnesota in exchange for a third round selection (81st overall) in the 2013 NHL Draft. Trade to NY Rangers in exchange for a fourth-round selection (111th overall, Noah Gregor) in the 2016 NHL Draft, March 1, 2015.							
Sheppard, Ray	1995-96	RW	26	51	27	19	46	10
	Acquired from Detroit in exchange for Igor Larionov, Oct. 24, 1995. Traded to Florida along with a fourth round selection (82nd overall) in the 1996 NHL Entry Draft in exchange for a second round selection (46th overall) and a fourth round selection (102nd overall, Matt Bradley) in the 1996 NHL Entry Draft, March 16, 1996. The 46th overall selection in 1996 was later traded to Chicago, along with an additional second round selection (31st overall, previously acquired from Winnipeg in a March 18, 1996 trade) in exchange for a first round selection in the 1996 NHL Entry Draft (21st overall, Marco Sturm), June 22, 1996.							
Skalde, Jarrod	1997-99	C	8	38	5	7	12	18
	Signed as free agent, Aug. 13, 1997. Claimed off waivers by Chicago, Jan. 8, 1998. Claimed off waivers from Chicago, Jan. 22, 1998. Claimed off waivers by Dallas, Jan. 17, 1998. Claimed off waivers from Chicago, March 6, 1998. Became a free agent, July 1, 2000.							
Skriko, Petri	1992-93	C	26	17	4	3	7	6
	Signed as free agent, Aug. 27, 1992. Placed on waivers for purposes of unconditional release, Nov. 30, 1992.							



	YEARS	POS.	NO.	GP	G	A	PTS	PIM
Smith, Ben	2015	RW	21	25	2	3	5	0
	Acquired from Chicago along with a seventh round draft selection (212th overall, Ivan Chekhovich) in the 2017 NHL Draft in exchange for Andrew Desjardins, March 2, 2015. Traded with Alex Stalock and a third round selection (83rd overall) in the 2018 NHL Draft to Toronto in exchange for James Reimer and Jeremy Morin.							
Smith, Mark	2000-07	C	16	323	22	44	66	398
	Selected by San Jose in the ninth round (219th overall) in the 1997 NHL Entry Draft. Became a free agent, July 1, 2007.							
Snuggerud, Dave	1991-93	LW	18	36	4	6	10	18
	Acquired from Buffalo in exchange for Wayne Presley, March 9, 1992. Traded to Philadelphia in exchange for Mark Pederson, Dec. 19, 1992.							
Sorensen, Marcus	2016-18	RW	20	51	6	5	11	9
	Signed as free agent, May 13, 2016.							
Spaling, Nick	2016	C	16	23	2	4	6	6
	Acquired from Toronto, along with Roman Polak, in exchange for Raffi Torres and a second round draft selection (50th overall) in the 2017 NHL Draft as well as a second round draft selection (52nd overall) in the 2018 NHL Draft, Feb. 22, 2016. Became free agent, July 1, 2016.							
Staubitz, Brad	2008-10	RW	59	82	4	5	9	186
	Signed as free agent, Sept. 19, 2005. Traded to Minnesota in exchange for a fifth round selection (129th overall, Freddie Hamilton) in the 2010 NHL Entry Draft, June 21, 2010.							
Stern, Ron	1998-00	RW	22	145	11	14	25	309
	Signed as free agent, Aug. 25, 1998. Retired, Sept. 22, 2000.							
Stevenson, Grant	2005-06	RW	37/55	47	10	12	22	14
	Signed as free agent, April 18, 2003. Became free agent, July 1, 2007.							
Stollery, Karl	2015	D	3	5	0	0	0	4
	Acquired from Colorado in exchange for Freddie Hamilton, March 2, 2015. Became free agent, July 1, 2016.							
Stuart, Brad	1999-06, 12-14	D	7	486	39	131	170	281
	Selected by San Jose in the first round (third overall) of the 1998 NHL Entry Draft. Traded to Boston along with Wayne Primeau and Marco Sturm in exchange for Joe Thornton, Nov. 30, 2005. Acquired by San Jose from Detroit in exchange for Andrew Murray and a seventh round selection (202nd overall) in the 2014 NHL Draft, June 10, 2012. Traded to Colorado in exchange for a second-round draft selection (40th overall, later traded to Colorado along with a second-round selection [39th overall]) in the 2015 NHL Draft and a sixth round selection (156th overall) in the 2017 NHL Draft in exchange for a second round selection (31st overall, Jeremy Roy) in the 2016 NHL Draft and sixth-round draft selection (156th overall, later traded to Colorado in Jeremy Roy deal) in the 2017 NHL Draft, July 1, 2014.							
Sturm, Marco	1997-05	LW/C	19	553	128	145	273	242
	Selected by San Jose in the first round (21st overall) of the 1996 NHL Entry Draft. Traded to Boston along with Wayne Primeau and Brad Stuart in exchange for Joe Thornton, Nov. 30, 2005.							



Marco Sturm



	YEARS	POS.	NO.	GP	G	A	PTS	PIM
Sullivan, Mike	1991-93	C	47	171	16	21	37	49
	Signed as free agent, Aug. 9, 1991. Claimed by Calgary via waivers, Jan. 6, 1994.							
Sundstrom, Niklas	1999-03	RW	24	281	33	104	137	122
	Acquired from Tampa Bay along with a third round selection (74th overall) in the 2000 NHL Entry Draft, in exchange for Andrei Zyuzin, Bill Houlder, Steve Guolla and Shawn Burr, Aug. 4, 1999. 74th overall selection in 2000 was later traded to Chicago, along with an additional second round selection in 2000 (49th overall) in exchange for a second round selection in 2000 (41st overall, Tero Maatta), June 24, 2000. Traded to Montreal along with a third round selection (95th overall) in the 2004 NHL Entry Draft in exchange for Jeff Hackett, Jan. 23, 2003. Hackett immediately traded to Boston along with Jeff Jillson in exchange for Kyle McLaren and a fourth round selection (126th overall, Torrey Mitchell) in the 2004 NHL Entry Draft.							
Suter, Gary	1998-02	D	20	227	22	79	101	193
	Acquired rights from Chicago on June 27, 1998 in exchange for a ninth round selection (240th overall) in the 1998 NHL Entry Draft. Signed as a free agent, July 1, 1998. Retired, Sept 10, 2002.							
Sutter, Ron	1996-00	C	12	272	15	26	41	161
	Signed as free agent, Oct. 12, 1996. Became a free agent, July 1, 2000.							
Sutton, Andy	1998-00	D	42	71	1	4	5	145
	Signed as free agent, March 20, 1998. Traded to Minnesota along with a seventh round selection (214th overall) in the 2000 NHL Entry Draft and a third round selection (85th overall) in the 2001 NHL Entry Draft in exchange for an eighth round selection in the 2001 NHL Entry Draft (233rd overall, traded to Calgary in exchange for Bill Lindsay on March 6, 2001) and future considerations (protection of Evgeni Nabokov in the 2000 NHL Expansion Draft), June 12, 2000.							
Sutton, Ken	1997-98	D	5	8	0	0	0	15
	Acquired with John MacLean from New Jersey in exchange for Doug Bodger and Dody Wood, Dec. 7, 1997. Traded to New Jersey in exchange for a fifth round selection (155th overall, Niko Dimitrakos) in the 1999 NHL Entry Draft, Aug. 26, 1998.							
Sykora, Michal	1993-97	D	38	152	7	29	36	137
	Selected by San Jose in the sixth round (123rd overall) of the 1992 NHL Entry Draft. Traded to Chicago with Ulf Dahlen and Chris Terreri in exchange for Ed Belfour, Jan. 25, 1997.							

-T-

Tancill, Chris	1994-97	RW/LW	18	96	14	27	41	38
	Signed as free agent, Aug. 31, 1994. Became a free agent, July 1, 1997.							
Tarasov, Daniil	2015	RW	71	5	0	1	1	0
	Signed as free agent, April 2, 2013.							
Tennyson, Matt	2012-16	D	80	60	3	11	14	18
	Signed by San Jose as a free agent, March 29, 2012. Became a free agent, July 1, 2016.							
Thornton, Joe	2005-18	C	19	961	228	745	973	577
	Acquired from Boston in exchange for Wayne Primeau, Brad Stuart and Marco Sturm, Nov. 30, 2005.							
Thornton, Scott	2000-06	LW	17	342	77	70	147	439
	Signed as free agent, July 1, 2000. Became a free agent, July 1, 2006.							
Tierney, Chris	2014-18	C	50	284	41	63	104	40
	Selected by San Jose in the second round (55th overall) in the 2012 NHL Draft.							
Torres, Raffi	2012-16	LW	13	16	5	6	11	11
	Acquired from Phoenix in exchange for a third round selection (62nd overall, previously acquired from N.Y. Rangers) in the 2013 NHL Draft, April 3, 2013. Traded along with a second round selection (50th overall) in the 2017 NHL Draft and a second round selection (52nd overall) in the 2018 NHL Draft in exchange for Roman Polak and Nick Spaling, Feb. 22, 2016.							
Turcotte, Darren	1995-97	C	9/8/47	74	22	26	48	20
	Acquired from Winnipeg with a second round selection (31st overall) in the 1996 NHL Entry Draft in exchange for Craig Janney, March 18, 1996. The 31st overall selection in 1996 was later traded to Chicago, along with an additional 1996 second round selection (46th overall, previously acquired from Detroit on March 16, 1996) in exchange for a first round selection (21st overall, Marco Sturm), June 22, 1996. Traded to St. Louis in exchange for Stephane Matteau, July 25, 1997.							

-U-V-W-

Vandermeer, Jim	2011-12	D	2	25	1	3	4	33
	Signed as free agent, July 1, 2011. Became free agent, July 1, 2012.							



	YEARS	POS.	NO.	GP	G	A	PTS	PIM
Vesce, Ryan	2008-10	RW	53	19	3	2	5	4
	Signed as free agent, Aug. 12, 2008. Became a free agent, July 1, 2010.							
Vlasic, Marc-Edouard	2006-18	D	44	893	64	222	286	382
	Selected in the second round (35th overall) of the 2005 NHL Draft.							
Ward, Joel	2015-18	RW	42	209	36	48	84	78
	Signed by San Jose as a free agent, July 3, 2016. Became free agent, July 1, 2018.							
Wallin, Niclas	2010-11	D	7	97	3	7	10	69
	Acquired from Carolina along with a fifth round selection (127th overall, Cody Ferrier) in the 2010 NHL Entry Draft in exchange for a second round selection (53rd overall, previously acquired from Buffalo) in the 2010 NHL Entry Draft, Feb. 7, 2010. Became free agent, July 1, 2011.							
Wellwood, Kyle	2010-11	C/RW	20	35	5	8	13	0
	Claimed off waivers from St. Louis, Jan. 18, 2011. Became free agent, July 1, 2011.							
White, Colin	2011-12	D	5	54	1	3	4	21
	Signed as free agent, Aug. 3, 2011. Became free agent, July 1, 2012.							
White, Ian	2010-11	D	9	23	2	8	10	8
	Acquired from Carolina in exchange for a second round selection (47th overall) in the 2012 NHL Entry Draft, Feb. 18, 2011. Became free agent, July 1, 2011.							
Whitney, Ray	1991-97	LW/C	14/43	200	48	73	121	52
	Selected in second round (23rd overall) of the 1991 NHL Entry Draft. Contract bought out, Aug. 21, 1997.							
Widmer, Jason	1996-97	D	5	2	0	1	1	0
	Signed as free agent, Aug 26, 1996. Became free agent, July 1, 1998.							
Wilkinson, Neil	1991-93	D	5/45	119	5	22	27	203
	Acquired from Minnesota in Dispersal Draft, May 30, 1991. Traded to Chicago as future considerations in June 18, 1993 trade for Jimmy Waite, July 9, 1993.							
Williams, David	1991-93	D	3/41	96	4	36	40	89
	Signed as free agent, Aug. 9, 1991. Selected by Anaheim in Expansion Draft, June 24, 1993.							
Wilson, Doug	1991-93	D	24	86	12	36	48	66
	Acquired from Chicago in exchange for Kerry Toporowski and a second round selection (27th overall) in the 1992 NHL Entry Draft, Sept. 6, 1991. Retired, Sept. 10, 1993.							
Winchester, Brad	2011-12	LW	10	67	6	4	10	88
	Signed as free agent, Oct. 3, 2011. Became free agent, July 1, 2012.							
Wingels, Tommy	2010-17	C/RW	57	337	51	71	122	197
	Selected in the sixth round (177th overall) of the 2008 NHL Draft. Traded to Ottawa in exchange for Zack Stortini, Buddy Robinson and a seventh round selection (214th overall, later traded along with a seventh round selection [205th overall] in the 2017 NHL Draft to New Jersey in exchange for a sixth round selection [185th overall, Sasha Chmelevski] in the 2017 NHL Draft, Jan. 24, 2017.							
Winnik, Daniel	2012	LW	34	21	3	2	5	10
	Acquired along with TJ Galiardi and a seventh round selection (207th overall, Emil Galimov) in the 2013 NHL Entry Draft in exchange for Jamie McGinn, Mike Connolly and Michael Sgarbossa, Feb. 27, 2012. Became free agent, July 1, 2012.							



Tommy Wingels



Rob Zettler

	YEARS	POS.	NO.	GP	G	A	PTS	PIM
Wiseman, Chad	2002-03	LW	49	4	0	0	0	4
	Selected in the eighth round (246th overall) of the 2000 NHL Entry Draft. Traded to the N.Y. Rangers in exchange for Nils Ekman, Aug. 12, 2003.							
Wood, Dody	1992-98	LW/C	16/45	106	8	10	18	471
	Selected in the third round (45th overall) of the 1991 NHL Entry Draft. Traded with Doug Bodger to New Jersey in exchange for John MacLean and Ken Sutton, Dec. 7, 1997.							

-X-Y-Z-

Yegorov, Alexei	1995-99	C	48	11	3	3	6	2
	Selected in third round (66th overall) of 1994 NHL Entry Draft. Selected by Atlanta in the 1999 Expansion Draft.							
Zalesak, Miroslav	2002-04	RW	32/46	12	1	2	3	0
	Selected in the fourth round (104th overall) in the 1998 NHL Entry Draft. Became free agent, Aug. 1, 2005.							
Zalewski, Steven	2009-11	C	48	3	0	0	0	0
	Selected in the fifth round (153rd overall) of the 2004 NHL Entry Draft. Traded to New Jersey along with Jay Leach in exchange for Patrick Davis and Mike Swift, Feb. 9, 2011.							
Zettler, Rob	1991-94	D	2	196	1	18	19	314
	Acquired from Minnesota in Dispersal Draft, May 30, 1991. Traded to Philadelphia in exchange for Vyacheslav Butsayev, Feb. 1, 1994.							
Zmolek, Doug	1992-94	D	19	152	5	14	19	351
	Acquired from Minnesota in Dispersal Draft, May 30, 1991. Traded with Mike Lalor to Dallas in exchange for Ulf Dahlen, March 19, 1994.							
Zubrus, Dainius	2015-16	C	9	50	3	4	7	20
	Signed by San Jose as a free agent, Nov. 24, 2015. Became free agent, July 1, 2016.							
Zyuzin, Andrei	1997-99	D	4/20	81	9	8	17	104
	Selected in the first round (second overall) of the 1996 NHL Entry Draft. Traded along with Shawn Burr, Bill Houlder and Stephen Guolla to Tampa Bay in exchange for Niklas Sundstrom and a third round selection (74th overall) in the 2000 NHL Entry Draft, Aug. 4, 1999. 74th overall selection later traded to Chicago, along with an additional second round selection in 2000 (49th overall), in exchange for a second round selection in 2000 (41st overall, Tero Maatta), June 24, 2000.							



GOALTENDERS

	YEARS	NO	GP	MINS	GA	W-L-O/T	SO	GAA
Belfour, Ed	1996-97	20/30	13	757	43	3-9-0	1	3.41
	Acquired from Chicago in exchange for Ulf Dahlen, Michal Sykora and Chris Terreri, Jan. 25, 1997. Became a free agent, July 1, 1997.							
Boucher, Brian	2008-09	33	27	1529	54	15-7-4	3	2.12
	Signed as a free agent, Feb. 26, 2008. Became free agent, July 1, 2009.							
Dell, Aaron	2016-18	30	49	2633	104	26-11-5	3	2.37
	Signed as a free agent, March 4, 2015.							
Flaherty, Wade	1991-97	31/35	53	2586	185	10-26-2	1	4.29
	Signed as free agent, Sept. 3, 1991. Became free agent, July 1, 1997.							
Gauthier, Sean	1998-99	30	1	3	0	0-0-0	0	0.00
	Signed as a free agent, July 22, 1998. Became free agent, July 1, 1999.							
Grosenick, Troy	2014-15	34	2	118	3	1-1-0	1	1.53
	Signed as free agent, April 8, 2013. Traded with Brandon Bollig in exchange for a sixth round pick (182nd overall, John Leonard) in the 2018 NHL Draft, Feb. 25, 2018.							
Greiss, Thomas	2007-13	1	44	2262	95	17-16-3	1	2.52
	Selected in the third round (94th overall) of the 2004 NHL Entry Draft. Became free agent, July 5, 2013.							
Hackett, Jeff	1991-93	30	78	4314	324	13-57-2	0	4.51
	Acquired from N.Y. Islanders in Expansion Draft, May 30, 1991. Traded to Chicago in exchange for a third round selection (66th overall, Alexei Yegorov) in the 1994 NHL Entry Draft, July 13, 1993.							
Hayward, Brian	1991-93	1	25	1235	111	3-18-1	0	5.39
	Acquired from Minnesota in Dispersal Draft, May 30, 1991. Became free agent, June 10, 1993.							
Hrudey, Kelly	1996-98	32	76	3564	202	20-40-7	1	3.04
	Signed as free agent, July 18, 1996. Retired, July 30, 1998.							
Irbe, Arturs	1991-96	32	183	10286	595	57-91-26	8	3.47
	Acquired from Minnesota in Dispersal Draft, May 30, 1991. Became free agent, July 1, 1996.							
Jones, Martin	2015-18	31	190	11002	440	102-68-16	12	2.40
	Acquired from Boston in exchange for a first round selection (29th overall) in the 2016 NHL Draft and F Sean Kuraly, June 30, 2015.							
Kiprusoff, Miikka	2000-04	37/34	47	2390	113	14-21-3	3	2.84
	Selected in the fifth round (116th overall) of the 1995 NHL Entry Draft. Traded to Calgary in exchange for a second round selection (35th overall, Marc-Edouard Vlasic) in 2005 NHL Entry Draft, Nov. 16, 2003.							
Muzzatti, Jason	1997-98	30	1	27	2	0-0-0	0	4.44
	Acquired from N.Y. Rangers in exchange for Richard Brennan, March 24, 1998. Became free agent, July 1, 1998.							
Myllys, Jarmo	1991-92	35	27	1374	115	3-18-1	0	5.02
	Acquired from Minnesota in Dispersal Draft, May 30, 1991. Traded to Toronto in exchange for future considerations, June 15, 1992.							
Nabokov, Evgeni	2000-10	20/35	563	32492	1294	293-178-66	50	2.39
	Selected in the ninth round (215th overall) of the 1994 NHL Entry Draft. Became free agent, July 1, 2010. Acquired from Tampa Bay in exchange for future considerations, Feb. 9, 2015. Retired Feb. 11, 2015.							
Niemi, Antti	2010-15	31	296	17369	696	163-92-35	25	2.40
	Signed as free agent, Sept. 2, 2010. Traded to Dallas in exchange for a seventh-round selection (193rd overall, Jake Kupsky) in the 2015 NHL Draft, June 27, 2015.							
Niittymäki, Antero	2010-11	30	24	1414	64	12-7-3	0	2.72
	Signed as free agent, July 1, 2010. Became free agent, July 1, 2012.							
Patzold, Dimitri	2007-08	30	3	44	4	0-0-0	0	5.45
	Selected in the fourth round (107th overall) of the 2001 NHL Entry Draft. Became free agent, July 1, 2008.							
Reimer, James	2016	34	8	481	13	6-2-0	3	1.62
	Acquired from Toronto, along with Jeremy Morin, in exchange for Ben Smith, Alex Stalock and a third round selection (83rd overall) in the 2018 NHL Draft, Feb. 27, 2016. Became free agent, July 1, 2016.							
Sarjeant, Geoff	1995-96	29	4	171	14	0-2-1	0	4.91
	Signed as free agent, Sept. 7, 1995. Became free agent, July 1, 1996.							
Schaefer, Nolan	2005-06	31	7	352	11	5-1-0	1	1.88
	Selected in the fifth round (166th overall) of the 2000 NHL Entry Draft. Traded to Pittsburgh in exchange for a seventh round selection (201st overall, Justin Braun) in the 2007 NHL Entry Draft, Feb. 27, 2007.							



	YEARS	NO	GP	MINS	GA	W-L-O/T	SO	GAA
Shields, Steve	1998-01	31	125	7094	289	48-49-21	10	2.44
Acquired from Buffalo, along with a fourth round selection (104th overall, Miroslav Zalesak) in the 1998 NHL Entry Draft in exchange for Kay Whitmore, a second round selection (50th overall, previously acquired from Colorado, Nov. 20, 1997) and a fifth round selection (150th overall) in the 2000 NHL Entry Draft, June 18, 1998. Traded to Anaheim, along with Jeff Friesen and a second round (36th overall) selection in the 2003 NHL Entry Draft in exchange for Teemu Selanne, March 5, 2001.								
Stalock, Alex	2010-15	32	49	2561	95	21-14-5	4	2.23
Selected in the fourth round (112th overall) of the 2005 NHL Entry Draft. Traded with Ben Smith and a third round selection (83rd overall) in the 2018 NHL Draft, to Toronto in exchange for James Reimer and Jeremy Morin, Feb. 27, 2016.								
Terreri, Chris	1995-97	30	68	3716	210	19-39-4	0	3.39
Acquired from New Jersey in exchange for second round selection (28th overall) in the 1996 NHL Entry Draft, Nov. 15, 1995. Traded with Ulf Dahlen and Michal Sykora to Chicago in exchange for Ed Belfour, Jan. 25, 1997.								
Toskala, Vesa	2001-07	35/29	115	6269	245	65-28-10	8	2.34
Selected in the fourth round (90th overall) of the 1995 NHL Entry Draft. Traded to Toronto, along with Mark Bell, in exchange for a first round selection (13th overall, traded to St. Louis on June 22, 2007) in the 2007 NHL Entry Draft, a second round selection (44th overall, traded to St. Louis on June 22, 2007) and a fourth round selection (98th overall, later traded to Nashville on June 21, 2008) in the 2009 NHL Entry Draft, June 22, 2007.								
Vernon, Mike	1997-99	29	111	6395	253	46-44-18	9	2.30
Acquired from Detroit in exchange for a second round selection (41st overall) in the 1998 NHL Entry Draft and a second round selection (47th overall) in the 1999 NHL Entry Draft, Aug. 18, 1997. Traded to Florida along with a third round selection (82nd overall) in the 2000 NHL Entry Draft in exchange for Radek Dvorak. Dvorak immediately traded to N.Y. Rangers in exchange for Todd Harvey and a fourth round selection (107th overall, Dimitri Patzold) in the 2001 NHL Entry Draft, Dec. 30, 1999.								
Waite, Jimmy	1993-95	29	15	697	50	3-7-0	0	4.30
Acquired from Chicago in exchange for future considerations (Neil Wilkinson on July 9, 1993), June 18, 1993. Traded to Chicago in exchange for fourth round selection (93rd overall) in the 1997 NHL Entry Draft on Feb. 6, 1995. 93rd overall selection in 1997 was later traded to N.Y. Rangers, along with a 1997 sixth round selection (136th overall) in exchange for a fourth round selection (82nd overall, Adam Colagiaco), June 21, 1997.								



Steve Shields

SHARKS BY THE NUMBERS

The following lists the numbers worn by those who've played at least one regular season for the San Jose Sharks. Additional numbers worn by a player are in parenthesis. Players on the current Sharks roster are in **bold**.



Andrei Zyuzin

NO	PLAYER	YEAR(S)
1	Brian Hayward	1991-93
	Thomas Greiss	2007-13
2	Rob Zetter	1991-94
	Jim Kyte	1994-96
	Bill Houlder	1997-99
	Bobby Dollas	2000-01
	Mike Rathje (40)	2001-04
	Jim Vandermeer	2011-12
3	David Williams (41)	1991-93
	Ilya Byakin	1994-95
	Doug Bodger (5)	1995-97
	Bob Rouse	1998-00
	Steve Bancroft	2001-02
	Daniel McGillis	2002-03
	Douglas Murray (41)	2006-13
	Karl Stollery	2014-15
4	Andrei Zyuzin (20)	1998-99
	Greg Hawgood	1996-97
	Jay More	1991-96
	John Jakopin	2002-03
	Kyle McLaren	2002-08
	Rob Blake	2008-10
	Brenden Dillon	2014-current
5	Neil Wilkinson	1991-93
	Mike Lalor	1993-94
	Jason Widmer	1996-97
	Doug Bodger (3)	1997-98
	Ken Sutton	1997-98
	Jeff Norton (8)	1998-01
	Jeff Jillson	2001-03
	Rob Davison (38)	2003-08
	Colin White	2011-12
	Jason Demers (60)	2012-14
	David Schlemko	2016-17

NO	PLAYER	YEAR(S)
6	Ken Hammond	1991-92
	Sandis Ozolinsh (24)	1992-96
	Scott Hannan (22, 27, 43)	1998-99
	Jason Marshall	2003-04
	Josh Gorges	2005-07
7	Wayne Presley	1991-92
	Mikhail Kravets	1992-93
	Igor Larionov	1993-95
	Ville Peltonen	1996-97
	Richard Brennan	1997-98
	Shawn Burr (28)	1998-99
	Brad Stuart (12)	1999-05, 2012-14
	Mark Bell	2006-07
	Niclas Wallin	2009-11
	Paul Martin	2015-18
8	Dean Evason (12)	1991-92
	Larry DePalma	1992-93
	Jeff Norton (5)	1993-95
	Kevin Miller (12)	1995-96
	Darren Turcotte (9, 47)	1996-97
	Jarrod Skalde	1997-99
	Teemu Selanne	2001-03
	Joe Pavelski (53)	2006-current
9	Brian Lawton	1991-93
	Jon Morris	1992-93
	Gary Emmons	1993-94
	Darren Turcotte (8, 47)	1995-96
	Bernie Nicholls	1996-99
	Todd Harvey (13)	1999-01
	Adam Graves	2001-03
	Viacheslav Butsayev	2001-04
	Milan Michalek	2003-09
	Ian White	2011
	Martin Havlat	2011-14
	Dainius Zubrus	2015-16
	Evander Kane	2018-current
10	Tony Hrkac	1991-92
	Johan Garpenlov	1991-95
	Marcus Ragnarsson (33)	1996-03
	Alyn McCauley	2003-06
	Christian Ehrhoff (44)	2006-09
	Jamal Mayers	2010-11
	Brad Winchester	2011-12
	Andrew Desjardins (69)	2012-15
11	Kelly Kisio	1991-93
	Yvon Coriveau	1992-93
	Gaetan Duchesne	1993-95
	Owen Nolan	1995-03
	Marcel Goc (57)	2005-09
	Bryan Lerg (42)	2015-16



NO	PLAYER	YEAR(S)
12	Dean Evason (8)	1992-93
	Bob Errey (14, 22)	1993-95
	Kevin Miller (8)	1994-95
	Ron Sutter	1996-00
	Bill Lindsay	2000-01
	Brad Stuart (7)	2000-01
13	Patrick Marleau (14)	2001-17
	Rick Lessard	1991-92
	Jamie Baker	1993-96/1998-99
	Todd Harvey (9)	2001-04
	Bill Guerin	2006-07
	Raffi Torres	2013-16
14	Steve Bozek	1991-92
	Ray Whitney (43)	1992-97
	Bob Errey (12, 22)	1996-97
	Patrick Marleau (12)	1997-01
	Jonathan Cheechoo	2002-09
	Dylan Gambrell	2018-current
15	David Bruce	1991-92
	Craig Janney	1994-95
	Alexei Yegorov (48)	1996-97
	Dave Lowry (26)	1997-00
	John MacLean	1997-98
	Alexander Korolyuk (27, 48, 94)	1998-02
16	Wayne Primeau	2003-06
	Ville Nieminen	2006-07
	Dany Heatley	2009-11
	James Sheppard	2013-15
	Mark Pavelich	1991-92
	Perry Berezan	1991-92
17	Dody Wood (45)	1994-98
	Alex Hicks	1998-99
	Mark Smith	2000-07
	Devin Setoguchi	2007-11
	Eric Fehr	2018
	Pat Falloon	1991-92
18	Stephen Guolla (36)	1996-98
	Joe Murphy	1997-99
	Scott Thornton	2000-06
	Torrey Mitchell	2007-12
	Dave Snuggerud	1991-92
	Mark Pederson	1992-93
19	Mike Lalor	1993-94
	Chris Tancill	1994-97
	Mike Ricci	1997-04
	Matthew Carle (25)	2006-08
	Dominic Moore	2012
	Mike Brown	2013-16
20	Brian Mullen	1991-92
	Doug Zmolek	1992-94
	Jeff Friesen (39)	1995-96
	Tim Hunter	1996-97
	Marco Sturm	1997-05
	Joe Thornton	2005-current



Dave Lowry

NO	PLAYER	YEAR(S)
20	Ed Belfour (30)	1997
	John Carter	1991-92
	Kip Miller	1993-94
	Andrei Zyuzin (4)	1997-98
	Gary Suter	1998-02
	Evgeni Nabokov (35)	2002-10
21	Kyle Wellwood	2011
	John Scott	2014-15
	Marcus Sorensen	2017-current
	Craig Cox	1991-92
	Peter Ahala	1992-93
	Yvon Corrivé	1992-93
22	Dave Brown	1995-96
	Tony Granato	1996-01
	Jim Fahey	2002-06
	Alexei Semenov	2007-09
	Scott Nichol	2009-11
	TJ Galiardi (37)	2013-14
22	Ben Smith	2015-16
	Mike McHugh	1991-92
	Paul Fenton	1991-92
	Lyndon Byers	1992-93
	Ulf Dahlen	1993-97
	Bob Errey (12, 14)	1996-97
22	Murray Craven (32)	1997-98
	Ronnie Stern	1998-00
	Scott Hannan (6, 27, 43)	2000-07
	Dan Boyle	2008-14





NO	PLAYER	YEAR(S)
23	Link Gaetz	1991-92
	Andrei Nazarov (62)	1993-96
	Todd Gill	1996-98
	Shawn Heins	1998-03
	Nicholas Dimitrakos	2002-06
	Scott Gomez	2013
	Bardley Goodrow (89)	2016-current
24	Travis Moen	2009
	Doug Wilson	1991-92
	Sergei Makarov	1993-95
	Barry Potomski	1997-98
	Niklas Sundstrom	1999-03
	Brad Boyes	2003-04
25	Josh Langfeld	2005-06
	Sandis Ozolinsh (6)	2007-08
	Bob McGill	1991-92
	Dave Maley	1992-94
	Viktor Kozlov (47)	1995-98
	Mike Craig (26)	1998-99
	Vincent Damphousse	1999-04
	Matthew Carle (18)	2005-06
	Mike Grier	2006-09
	Tye McGinn	2014-15
26	Peter Lappin	1991-92
	Petri Skriko	1992-93
	Robin Bawa	1992-93
	Vlastimil Kroupa (44)	1993-95
	Ray Sheppard	1995-96
	Chris Lipuma	1996-97
	Dave Lowry (15)	1997-00
	Jim Montgomery	2000-01
	Mike Craig (25)	2001-02
	Lynn Loyns	2002-04

NO	PLAYER	YEAR(S)
27	Steve Bernier (46)	2005-08
	Michal Handzus	2011-13
	Perry Anderson	1991-92
	Hubie McDonough	1992-93
	Dave Capuano	1993-94
	Todd Elik	1993-95
	Bryan Marchment	1997-03
	Alexander Korolyuk (15, 48, 94)	1997-98
	Scott Parker	2003-07
	Jeremy Roenick	2007-09
28	Manny Malhotra	2009-10
	Scott Hannan (6, 22, 43)	2013-15
	Joonas Donskoi	2015-current
	J.F. Quintin	1991-92
	Sergei Bautin	1995-96
	Iain Fraser	1996-97
	Shawn Burr (7)	1997-98
	Mikael Samuelsson	2000-01
	Matt Bradley (44)	2001-03
	Nils Ekman	2003-06
29	Jay Leach	2009-10
	Andrew Murray	2011-12
	Timo Meier	2016-current
	Dean Kolstad	1992-93
	Jimmy Waite	1993-94
	Geoff Sarjeant	1995-96
	Mike Vernon	1997-00
	Paul Kruse	2000-01
	Vesa Toskala (35)	2002-03
	Ryane Clowe	2005-13

NO	PLAYER	YEAR(S)	NO	PLAYER	YEAR(S)
30	Ed Belfour (20)	1997	34	Mike Colman	1991-92
	Jeff Hackett	1991-92		Yves Racine (47)	1995-96
	Chris Terrier	1996-97		Niklas Andersson	1997-98
	Jason Muzzatti	1997-98		Miikka Kiprusoff (37)	2000-01
	Sean Gauthier	1998-99		Patrick Rissmiller	2003-08
	Dimitri Patzold	2007-08		Daniel Winnik	2012
	Antero Niitymäki	2010-12		Troy Grosenick	2014-15
	Aaron Dell	2016-current		James Reimer	2016
31	Wade Flaherty	1991-92	35	Jarmo Myllys	1991-92
	Steve Shields	1998-01		Evgeni Nabokov (20)	1999-02
	Nolan Schaefer	2005-06		Vesa Toskala (29)	2001/2003-07
	Antti Niemi	2010-15	36	Jeff Odgers	1991-92
	Martin Jones	2015-current		Todd Ewen	1996-97
32	Arturs Irbe	1991-92		Stephen Guolla (17)	1998-99
	Kelly Hrudey	1996-98		Dwight Helminen	2009-10
	Murray Craven (22)	1998-00		Jannik Hansen	2017-18
	Stephane Matteau (37)	2000-02	37	Don Barber	1991-92
	Miroslav Zalesak (46)	2003-04		Rob Gaudreau	1992-93
	Claude Lemieux	2008-09		Ville Peltonen	1995-96
	Alex Stalock	2011-16		Stephane Matteau (32)	1997-00
				Miikka Kiprusoff (34)	2001-03
				Curtis Brown	2004/2006-08
33	Dale Craigwell	1991-92		Grant Stevenson (55)	2005-06
	Marcus Ragnarsson (10)	1995-96		Brad Lukowich	2008-09
	Marty McSorley	1996-98		Adam Burish	2012-15
	Brantt Myhres	1998-00		TJ Galiardi (21)	2012
	Brian Boucher	2007-09			



Arturs Irbe

NO	PLAYER	YEAR(S)	NO	PLAYER	YEAR(S)
38	Pat MacLeod	1991-92	47	Mike Sullivan	1991-94
	Michal Sykora	1993-97		Viktor Kozlov (25)	1994-95
	Rob Davison (5)	2002-03		Darren Turcotte (8, 9)	1995-96
	Bracken Kearns	2013-14		Yves Racine (34)	1995-96
	Micheal Haley	2015-17		Tom Cavanagh	2007-09
39	Ed Courtenay	1991-92		Joe Callahan	2009-10
	Jeff Friesen (19)	1994-01		Joakim Ryan	2017-current
	Tomas Plihal	2006-09		Alexei Yegorov	1995-96
	Logan Couture	2009-current	48	Alexander Korolyuk (15, 27, 94)	1997
40	Mikhail Kravets	1991-92		Steven Zalewski	2009-10
	Mark Beaufait	1992-93		Tomas Hertl	2013-current
	Mike Rathje (2)	1993-2001	49	Chad Wiseman	2002-03
	Riley Armstrong	2008-09		Mathieu Darche	2006-07
	Kent Huskins	2009-11	50	Jaroslav Otevrel (42)	1993-94
	Ryan Carpenter	2015-17		Hannes Hyonen	2001-02
41	David Williams (3)	1991-93		Chris Tierney	2014-18
	Tom Pederson	1992-96	51	Brian Campbell	2008
	Ryan Kraft	2002-03	52	Craig Rivet	2006-08
	Douglas Murray (3)	2005-06		Matt Irwin	2013-15
	Jed Ortmeyer	2009-10	53	Jesse Fibiger	2002-03
	Mirco Mueller	2014-17		Joe Pavelski (8)	2006
42	Dave Maley	1992-93		Ryan Vesce	2008-10
	Jaroslav Otevrel (50)	1992-93	54	Nick Petrecki	2013-14
	Shean Donovan	1994-97	55	Grant Stevenson (37)	2005-06
	Andy Sutton	1998-00		Mike Moore	2010-11
	Tom Preissing	2003-06		Ben Eager	2011
	Matt Pelech	2013-14	57	Marcel Goc (11)	2004
	Bryan Lerg (11)	2015		Tommy Wingels	2010-17
	Joel Ward	2015-18	59	Brad Staubitz	2008-10
43	Ray Whitney (14)	1991-92	60	Jason Demers (5)	2009-12
	Jeff McLean	1993-94	61	Justin Braun	2010-current
	Jan Caloun (91)	1995-96	62	Andrei Nazarov (23)	1996-98
	Al Iafrate	1996-98		Kevin Labanc	2016-current
	Scott Hannan (6, 22, 27)	1999-00	64	Jamie McGinn	2008-12
	Matt Carkner	2005-06	65	Derek Joslin	2008-11
	Lukas Kaspar	2007-09		Danny O'Regan	2016-18
	John McCarthy	2010-14	68	Frazer McLaren	2009-13
	Taylor Fedun	2014-15		Melker Karlsson	2014-current
44	Kevin Evans	1991-92	69	Andrew Desjardins (10)	2010-12
	Michel Picard	1992-93	71	Daniil Tarasov	2015
	Shawn Cronin	1993-95	72	Brandon Mashinter	2010-13
	Vlastimil Kroupa (26)	1995-97		Tim Mead	2017-current
	Matt Bradley (28)	2000-01	74	Dylan Demelo	2015-18
	Christian Ehrhoff (10)	2003-06	75	Freddie Hamilton	2013-15
	Marc-Edouard Vlasic	2006-current	76	Eriah Hayes	2014-15
45	Neil Wilkinson	1991	78	Benn Ferrier	2009-12
	Claudio Scremin	1991-92	80	Matt Tennyson	2013-16
	Dody Wood (16)	1992-93	81	Tyler Kennedy	2013-15
	Jody Shelley	2007-10	82	Nikolay Goldobin	2015-17
46	Steve Bernier (26)	2005	83	Matt Nieto	2013-17
	Miroslav Zalesak (32)	2002-03	88	Brent Burns	2011-current
	Mike Iggylden	2007-08	89	Barclay Goodrow (23)	2014-16
	Tim Kennedy	2013		Mikkel Boedker	2016-18
	Roman Polak	2016	91	Jan Caloun (43)	1996-97
			94	Alexander Korolyuk (15, 27, 48)	2003-04





Jonathan Cheechoo

ALL-TIME SHARKS SCORING

Current Sharks players are in **BOLD**.

RNK	POS	NO	PLAYER	GP	G	A	PTS	+/-	PIM	PP	SH	GW	S	PCTG
1	L/C	12,14	Patrick Marleau	1493	508	574	1082	-8	459	160	17	98	3798	13.4
2	C	19	Joe Thornton	961	228	745	973	172	577	81	3	35	1726	13.2
3	C	8, 53	Joe Pavelski	888	317	380	697	112	349	109	9	54	2660	11.9
4	R	11	Owen Nolan	568	206	245	451	-34	934	75	14	25	1668	12.4
5	C	39	Logan Couture	582	213	224	437	57	149	65	8	40	1702	12.5
6	R/D	88	Brent Burns	508	127	256	383	23	292	36	1	19	1777	7.1
7	C/L	39,19	Jeff Friesen	512	149	201	350	-19	316	43	13	25	1121	13.3
8	R	14	Jonathan Cheechoo	440	165	126	291	42	304	62	3	36	1208	13.7
9	C	25	Vincent Damphousse	385	92	197	289	14	316	39	3	19	852	10.8
10	D	44	Marc-Edouard Vlasic	893	64	222	286	138	382	11	1	11	1267	5.1
11	C/L	19	Marco Sturm	553	128	145	273	42	242	32	14	27	1119	11.4
12	L	29	Ryane Clowe	423	101	170	271	13	567	28	0	10	909	11.1
13	D	22	Dan Boyle	431	68	201	269	19	305	32	0	12	1095	6.2
14	C	18	Mike Ricci	529	101	162	263	19	355	38	6	15	723	14.0
15	R	9	Milan Michalek	317	91	123	214	49	184	26	1	25	763	11.9
16	C/R	48	Tomas Hertl	328	81	89	170	12	101	16	1	19	720	11.3
17	D	7, 12	Brad Stuart	486	39	131	170	35	281	16	1	11	684	5.7
18	R	17	Pat Falloon	258	76	86	162	-65	75	16	1	6	614	12.4
19	R	16	Devin Setoguchi	267	84	75	159	20	89	26	0	14	715	11.7
20	D	2,40	Mike Rathje	671	27	128	155	11	439	11	1	2	687	3.9
21	D	10,33	Marcus Ragnarsson	519	28	125	153	-25	392	12	0	5	558	5.0
22	L	17	Scott Thornton	342	77	70	147	-6	439	16	0	10	616	12.5
23	L	15	Dany Heatley	162	65	81	146	22	110	29	2	14	497	13.1
24	D	27, 22, 6, 43	Scott Hannan	626	30	116	146	43	412	3	1	4	706	4.2
25	R/L	94, 27, 41, 15	Alexander Korolyuk	296	62	80	142	26	140	13	0	5	540	11.5
26	D	61	Justin Braun	529	22	116	138	38	191	4	0	1	744	3.0
27	R	24	Niklas Sundstrom	281	33	104	137	22	122	6	3	2	300	11.0
28	L	10	Johan Garpenlov	184	46	86	132	-22	90	22	0	5	333	13.8
29	D	24, 6	Sandis Ozolinsh	212	46	86	132	-8	122	12	1	5	383	12.0
30	D	44, 10	Christian Ehrhoff	341	25	107	132	19	244	14	0	8	608	4.1
31	R	8	Teemu Selanne	176	64	67	131	-16	70	18	1	15	486	13.2
32	C	57	Tommy Wingels	337	51	71	122	-19	197	5	4	10	615	8.3
33	L/C	43, 14	Ray Whitney	200	48	73	121	-49	52	10	2	3	307	15.6
34	L	32, 37	Stephane Matteau	345	55	64	119	12	241	3	1	8	348	15.8



RNK	POS	NO	PLAYER	GP	G	A	PTS	+/-	PIM	PP	SH	GW	S	PCTG
35	C	11	Kelly Kisio	126	37	78	115	-22	144	11	5	4	220	16.8
36	L	28	Nils Ekman	159	43	69	112	50	88	6	4	7	323	13.3
37	C	50	Chris Tierney	284	41	63	104	-13	40	6	4	7	352	11.6
38	D	20	Gary Suter	227	22	79	101	28	193	9	1	2	507	4.3
39	R	21	Tony Granato	278	57	42	99	1	387	10	2	8	567	10.1
40	D	60, 5	Jason Demers	300	16	82	98	20	119	6	0	2	382	4.2
41	R	22	Ulf Dahlen	161	41	52	93	-34	46	15	1	9	309	13.3
42	D	5, 8	Jeff Norton	225	12	81	93	21	174	3	0	1	231	5.2
43	R	24	Sergei Makarov	123	40	52	92	7	118	11	0	6	211	19.0
44	R	27	Joonas Donskoi	203	31	54	85	9	56	5	0	3	331	9.4
45	R	42	Joel Ward	209	36	48	84	-19	78	6	3	7	283	12.7
46	R	68	Melker Karlsson	256	42	42	84	4	84	1	3	5	345	12.2
47	C	27	Todd Elik	97	32	51	83	0	107	13	0	4	230	13.9
48	C	10	Alyn McCauley	174	35	48	83	18	62	12	2	7	280	12.5
49	R/C	13, 9	Todd Harvey	301	34	49	83	28	335	3	0	3	306	11.1
50	D	4	Kyle McLaren	302	12	71	83	19	301	1	1	1	259	4.6
51	C	7	Igor Larionov	97	23	59	82	11	54	4	2	3	146	15.8
52	C	15	Craig Janney	98	18	64	82	-39	36	7	0	2	109	16.5
53	R	36	Jeff Odgers	334	48	34	82	-72	1001	13	0	2	368	13.0
54	R	26, 46	Steve Bernier	160	42	39	81	7	126	12	1	5	275	15.3
55	R	37	Rob Gaudreau	143	38	40	78	-28	46	11	2	5	342	11.1
56	R	25	Mike Grier	221	35	43	78	-5	92	3	7	7	365	9.6
57	C	9	Bernie Nicholls	135	18	57	75	-29	93	5	1	0	229	7.9
58	D	4	Rob Blake	143	17	58	75	29	170	10	0	2	380	4.5
59	C	17	Torrey Mitchell	280	30	43	73	7	152	1	2	1	385	7.8
60	LW	83	Matt Nieto	221	28	42	70	-27	50	2	2	4	373	7.5
61	C/L	25, 47	Viktor Kozlov	174	29	40	69	-38	50	7	0	4	365	7.9
62	D	41	Tom Pederson	225	19	47	66	-36	133	6	0	4	405	4.7
63	C	16	Mark Smith	323	22	44	66	-4	398	4	1	2	316	7.0
64	D	27	Bryan Marchment	334	13	53	66	33	706	0	1	3	320	4.1
65	D	2	Bill Houlder	158	16	48	64	21	88	11	0	7	217	7.4
66	D	25, 18	Matthew Carle	151	16	47	63	-1	70	12	0	3	185	8.6
67	L	89	Mikkel Boedker	155	25	38	63	0	22	4	1	6	241	10.4
68	D	42	Tom Preissing	143	13	49	62	25	38	4	0	3	220	5.9
69	C	13	Jamie Baker	186	35	27	62	-23	139	2	7	2	246	14.2
70	R	62	Kevin Labanc	132	19	41	60	3	54	4	0	5	226	8.4
71	D	41, 3	Douglas Murray	451	6	53	59	32	361	1	0	1	414	1.4
72	R	17	Joe Murphy	86	30	27	57	11	87	9	0	2	205	14.6
73	C	8, 12	Dean Evason	158	23	34	57	-57	231	4	0	2	195	11.8
74	L/R	8, 12	Kevin Miller	89	28	27	55	-8	54	3	3	4	187	15.0
75	C	11	Marcel Goc	265	20	34	54	-30	76	2	1	3	383	5.2
76	R	23	Nicholas Dimitrakos	134	19	34	53	-1	83	5	0	4	216	8.8
77	D	4	Brendan Dillon	298	11	41	52	-12	235	0	1	2	342	3.2
78	L	23, 62	Andrei Nazarov	169	23	28	51	-24	490	3	0	2	221	10.4
79	D	52	Matt Irwin	153	16	34	50	7	63	6	0	1	319	5.0
80	D	4	Jay More	287	12	38	50	-97	545	1	1	1	297	4.0
81	R	9	Adam Graves	163	26	23	49	-3	83	2	3	1	257	10.1
82	D	3, 5	Doug Bodger	166	9	40	49	-32	146	3	0	2	231	3.9
83	L	64	Jamie McGinn	204	27	22	49	-14	99	4	0	3	270	10.0
84	C	8, 9, 47	Darren Turcotte	74	22	26	48	0	20	3	2	6	159	13.8
85	D	24	Doug Wilson	86	12	36	48	-66	66	5	0	0	233	5.2
86	D	7	Paul Martin	173	7	41	48	26	44	1	0	1	112	6.3
87	C	69, 10	Andrew Desjardins	272	15	33	48	-13	248	0	0	5	281	5.3
88	C	9	Brian Lawton	80	17	30	47	-34	54	7	0	1	160	10.6
89	R	26	Ray Sheppard	51	27	19	46	-19	10	12	0	4	170	15.9
90	L	19	Brian Mullen	72	18	28	46	-14	66	5	3	1	168	10.7
91	C	27	Jeremy Roenick	111	18	28	46	-9	50	8	0	10	139	12.9
92	R	9	Martin Havlat	79	15	30	45	17	52	5	0	2	185	8.1
93	C/L	22, 32	Murray Craven	129	16	29	45	-1	47	2	4	4	180	8.9
94	C	34	Patrick Rissmiller	180	18	27	45	-6	60	2	0	3	247	7.3
95	L/R	15	David Bruce	79	24	19	43	-36	79	12	1	1	178	13.5
96	D	52	Craig Rivet	91	6	37	43	11	116	2	0	0	136	4.4
97	L	12, 22	Bob Errey	107	17	26	43	-9	173	5	0	2	146	11.6
98	RW	28	Timo Meier	115	24	18	42	3	61	3	0	5	295	8.1
99	D	23	Todd Gill	143	8	34	42	-33	132	4	0	1	201	4.0
100	R	42	Shean Donovan	181	25	17	42	-38	109	0	2	2	225	11.1



RNK	POS	NO	PLAYER	GP	G	A	PTS	+/-	PIM	PP	SH	GW	S	PCTG
101	L/R	18	Chris Tancill	96	14	27	41	-16	38	1	2	0	152	9.2
102	C	12	Ron Sutter	272	15	26	41	-21	161	1	3	4	270	5.6
103	D	3,41	David Williams	96	4	36	40	-40	89	3	0	1	151	2.6
104	F	15	James Sheppard	156	10	30	40	-9	75	0	0	1	192	5.2
105	C	15	Wayne Primeau	100	15	24	39	0	107	1	2	2	190	7.9
106	L	11	Gaelan Duchesne	117	14	25	39	2	44	0	1	3	169	8.3
107	C	32,47	Mike Sullivan	171	16	21	37	-63	49	1	4	2	188	8.5
108	D	38	Michal Sykora	152	7	29	36	-12	137	2	0	0	147	4.8
109	C	27	Manny Malhotra	71	14	19	33	17	41	2	0	4	111	12.6
110	C	37	Curtis Brown	123	15	18	33	3	72	0	2	3	143	10.5
111	R	15	John MacLean	51	13	19	32	0	28	5	0	2	139	9.4
112	D	40	Kent Huskins	132	5	27	32	14	59	0	0	0	85	5.9
113	D	74	Dylan DeMelo	133	3	29	32	1	62	2	0	0	141	2.1
114	C	89, 23	Barclay Goodrow	124	11	19	30	1	79	0	1	3	135	8.1
115	C	33	Dale Craigwell	98	11	18	29	-20	28	4	1	2	80	13.8
116	R	28,44	Matt Bradley	121	12	17	29	21	99	0	0	2	100	12.0
117	D	33	Marty McSorley	113	6	22	28	4	326	0	1	1	120	5.0
118	L	15,26	Dave Lowry	143	11	17	28	-4	93	2	0	1	130	8.5
119	C/L	17	Stephen Guolla	64	16	11	27	-9	20	2	0	2	112	14.3
120	D	5	Neil Wilkinson	119	5	22	27	-61	203	1	1	0	146	3.4
121	RW	81	Tyler Kennedy	92	8	18	26	-9	42	0	0	3	191	4.2
122	C	16	Perry Berezan	94	15	11	26	-44	58	5	2	2	149	10.1
123	C	26	Michal Handzus	95	8	18	26	-15	30	2	0	0	112	7.1
124	C	21	Scott Nichol	135	8	18	26	-3	122	0	1	0	154	5.2
125	R	22	Ronnie Stern	145	11	14	25	-12	309	1	0	2	157	7.0
126	D	43	Al Iafate	59	8	16	24	-11	119	5	0	0	128	6.3
127	D	5	Jeff Jillson	74	5	19	24	-5	38	3	0	2	69	7.2
128	D	21	Jim Fahey	79	1	23	24	-16	65	0	0	0	107	0.9
129	C	37, 55	Grant Stevenson	47	10	12	22	-7	14	5	0	2	67	14.9
130	R	7	Wayne Presley	47	8	14	22	-29	76	3	0	0	114	7.0
131	D	72	Tim Heed	59	6	16	22	0	16	4	0	4	103	5.8
132	RW	78	Benn Ferriero	92	14	8	22	12	25	1	0	5	166	8.4
133	D	26,44	Vlastimil Kroupa	103	4	18	22	-47	66	2	0	1	55	7.3
134	R	36	Jannik Hansen	61	4	17	21	2	22	0	0	2	71	5.6
135	L	7	Mark Bell	71	11	10	21	-9	83	3	0	2	116	9.5
136	R	39	Ed Courtenay	44	7	13	20	-21	10	2	0	1	63	11.1
137	D	51	Brian Campbell	20	3	16	19	9	8	2	0	0	40	7.5
138	RW	41	Jed Ortmeyer	76	8	11	19	4	37	0	0	1	131	6.1
139	D	19	Doug Zmolek	152	5	14	19	-59	351	2	0	0	123	4.1
140	D	2	Rob Zettler	196	1	18	19	-80	314	0	0	0	160	0.6
141	L	7,37	Ville Peltonen	59	4	14	18	-15	14	1	0	0	93	4.3
142	D	5	David Schlemko	62	2	16	18	4	14	1	0	1	118	1.7
143	D	4	Greg Hawgood	63	6	12	18	-22	69	3	0	0	83	7.2
144	C/L	45,16	Dody Wood	106	8	10	18	-11	471	0	1	0	95	8.4
145	D	47,34	Yves Racine	32	1	16	17	-3	28	0	0	0	35	2.9
146	D	38	Pat MacLeod	50	5	12	17	-51	14	3	0	0	97	5.2
147	D	20, 4	Andrei Zyuzin	81	9	8	17	13	104	4	0	2	116	7.8
148	D	3	Daniel McGillis	37	3	13	16	-6	30	2	0	0	71	4.2
149	L/C	14	Steve Bozek	58	8	8	16	-30	27	2	0	0	105	7.6
150	L	20	John Carter	59	7	9	16	-27	81	0	1	0	115	6.1
151	L	39	Tomas Plihal	89	7	9	16	0	26	0	1	1	123	5.7
152	C	23	Scott Gomez	39	2	13	15	-10	22	0	0	0	58	3.4
153	D	6	Ken Hammond	46	5	10	15	-17	82	2	0	0	93	5.4
154	R	37, 21	TJ Galiardi	50	6	9	15	-1	20	1	0	0	80	7.5
155	L	22	Paul Fenton	60	11	4	15	-39	33	3	2	1	96	11.5
156	D	2	Jim Kyte	75	3	12	15	-19	179	0	0	1	46	6.5
157	L	9	Evander Kane	17	9	5	14	5	25	0	1	0	80	11.3
158	D	80	Matt Tennyson	60	3	11	14	3	18	2	0	0	68	4.4
159	R	10	Jamal Mayers	78	3	11	14	3	124	0	0	0	62	4.8
160	L	45	Jody Shelley	137	3	11	14	-7	285	0	0	1	95	3.2
161	D	5, 38	Rob Davison	176	2	12	14	2	238	0	0	0	108	1.9
162	C	20	Kyle Wellwood	35	5	8	13	10	0	0	0	0	50	10.0
163	L	28,7	Shawn Burr	60	6	7	13	-1	79	0	0	0	85	7.1
164	F	38	Michael Haley	78	3	10	13	3	187	0	0	1	48	6.3
165	C	10	Tony Hrkac	22	2	10	12	-2	4	0	0	0	31	6.5
166	C	8	Jarrod Skalde	39	5	7	12	-8	18	0	0	0	47	10.6





Mike Brown

RNK	POS	NO	PLAYER	GP	G	A	PTS	+/-	PIM	PP	SH	GW	S	PCTG
167	L	27	Perry Anderson	48	4	8	12	-17	143	0	0	0	57	7.0
168	D	23	Link Gaetz	48	6	6	12	-27	326	3	0	0	73	8.2
169	D	47	Joakim Ryan	62	3	9	12	13	8	0	0	1	79	3.8
170	D	21	Alexei Semenov	69	2	10	12	-5	93	1	0	0	51	3.9
171	D	3	Bob Rouse	96	0	12	12	-3	63	0	0	0	95	0.0
172	R	91, 43	Jan Caloun	13	8	3	11	2	0	2	0	0	23	34.8
173	L	13	Raffi Torres	16	5	6	11	5	11	1	0	0	29	17.2
174	R	24	Josh Langfeld	39	2	9	11	4	16	0	1	0	53	3.8
175	F	20	Marcus Sorensen	51	6	5	11	-6	9	0	0	2	52	11.5
176	L	11, 21	Yvon Corriveau	20	3	7	10	-7	0	1	0	0	32	9.4
177	L	28	J.F. Quintin	22	5	5	10	-2	4	0	0	0	24	20.8
178	D	9	Ian White	23	2	8	10	9	8	0	0	0	51	3.9
179	L	18	Mark Pederson	27	7	3	10	-20	22	1	0	0	42	16.7
180	L	18	Dave Snuggard	36	4	6	10	-15	18	0	1	1	70	5.7
181	L	10	Brad Winchester	67	6	4	10	-5	88	0	0	0	72	8.3
182	D	23	Shawn Heins	81	3	7	10	0	105	2	0	0	80	3.8
183	D	6	Josh Gorges	96	1	9	10	2	57	0	0	0	62	1.6
184	D	7	Niclas Wallin	97	3	7	10	0	69	0	0	0	108	2.8
185	G	20, 35	Evgeni Nabokov	563	1	9	10	0	100	1	0	0	2	50.0
186	R	13	Bill Guerin	16	8	1	9	2	14	2	0	1	36	22.2
187	L	15	Ville Nieminen	52	4	5	9	-10	24	0	1	0	71	5.6
188	R	59	Brad Staubitz	82	4	5	9	0	186	0	0	2	46	8.7
189	L	8	Larry DePalma	20	2	6	8	-14	41	1	0	0	29	6.9
190	C	27	Hubie McDonough	30	6	2	8	-21	6	2	0	0	41	14.6
191	D	37	Brad Lukowich	58	0	8	8	5	12	0	0	0	43	0.0
192	R	18	Mike Brown	104	3	5	8	-13	160	0	0	0	92	3.3
193	L	42, 50	Jaroslav Otevrel	16	3	4	7	-11	2	1	0	0	15	20.0
194	C	26	Petri Skriko	17	4	3	7	-8	6	2	1	0	35	11.4
195	C	26	Jim Montgomery	28	1	6	7	-1	19	1	0	0	17	5.9
196	L	55	Ben Eager	34	4	3	7	0	43	0	0	0	43	9.3
197	R	9	Dainius Zubrus	50	3	4	7	4	20	0	0	0	33	9.1
198	D	65	Derek Joslin	53	1	6	7	-4	26	0	0	0	39	2.6
199	L	25, 42	Dave Maley	62	1	6	7	-26	156	1	0	0	52	1.9
200	G	31	Antti Niemi	296	0	7	7	0	6	0	0	0	0	0.0
201	C	15, 48	Alexei Yegorov	11	3	3	6	-4	2	2	0	0	10	30.0
202	C	18	Dominic Moore	23	0	6	6	-8	6	0	0	0	29	0.0
203	C	16	Nick Spaling	23	2	4	6	5	6	0	0	0	21	9.5





Andy Sutton

RNK	POS	NO	PLAYER	GP	G	A	PTS	+/-	PIM	PP	SH	GW	S	PCTG
204	LW	68	Frazer McLaren	40	1	5	6	5	85	0	0	0	16	6.3
205	D	41	Mirco Mueller	54	2	4	6	-10	17	0	0	0	42	4.8
206	R	37	Adam Burish	81	2	4	6	-17	64	0	1	0	70	2.9
207	L	43	John McCarthy	88	3	3	6	-24	22	0	0	0	107	2.8
208	D	3	Ilya Byakin	13	0	5	5	-9	14	0	0	0	19	0.0
209	R	22	Lyndon Byers	18	4	1	5	-2	122	0	0	0	18	22.2
210	LW	24	Travis Moen	19	3	2	5	-1	14	0	1	1	24	12.5
211	C	53	Ryan Vesce	19	3	2	5	-3	4	0	0	1	31	9.7
212	D	21	Peter Ahola	20	2	3	5	-6	16	0	0	0	32	6.3
213	L	34	Daniel Winnik	21	3	2	5	0	10	0	0	1	29	10.3
214	C	65	Daniel O'Regan	22	1	4	5	-5	2	1	0	0	22	4.5
215	R	21	Ben Smith	25	2	3	5	2	0	0	0	1	16	12.5
216	L	38	Bracken Kearns	26	3	2	5	-2	6	1	0	0	37	8.1
217	C	40	Ryan Carpenter	28	2	3	5	6	6	0	0	0	40	5.0
218	LW	25	Tye McGinn	33	1	4	5	1	11	0	0	0	35	2.9
219	R	26	Robin Bawa	42	5	0	5	-25	47	0	0	1	25	20.0
220	G	30	Chris Terreri	68	0	5	5	0	4	0	0	0	0	0.0
221	R	27	Scott Parker	71	2	3	5	3	161	0	0	0	29	6.9
222	D	42	Andy Sutton	71	1	4	5	-9	145	0	0	0	53	1.9
223	G	29, 35	Vesa Toskala	115	0	5	5	0	6	0	0	0	0	0.0
224	D	43	Taylor Fedun	7	0	4	4	0	4	0	0	0	12	0.0
225	C	20	Kip Miller	11	2	2	4	-1	6	0	0	0	21	9.5
226	L	37	Don Barber	12	1	3	4	-7	2	0	0	0	17	5.9
227	C	16	Eric Fehr	14	3	1	4	7	0	0	0	0	23	13.0
228	L	12	Bill Lindsay	16	0	4	4	2	29	0	0	0	14	0.0
229	L	43	Lukas Kaspar	16	2	2	4	-2	8	0	0	1	19	10.5
230	C	9	V. Butsayev	18	2	2	4	-4	10	0	0	0	12	16.7
231	D	2	Jim Vandermeer	25	1	3	4	3	33	0	0	0	19	5.3
232	L	44	Michel Picard	25	4	0	4	-17	24	2	0	0	32	12.5
233	R	21	Dave Brown	37	3	1	4	4	46	0	0	0	8	37.5
234	L	20	John Scott	38	3	1	4	0	87	0	0	0	19	15.8
235	R	28	Andrew Murray	39	1	3	4	3	4	0	0	0	33	3.0
236	R	19	Tim Hunter	46	0	4	4	0	135	0	0	0	13	0.0
237	D	5	Colin White	54	1	3	4	-5	21	0	0	0	33	3.0
238	D	25	Bob McGill	62	3	1	4	-34	70	0	1	1	56	5.4
239	D	44	Shawn Cronin	63	0	4	4	2	137	0	0	0	26	0.0
240	D	7	Richard Brennan	11	1	2	3	-4	2	1	0	0	24	4.2



RNK	POS	NO	PLAYER	GP	G	A	PTS	+/-	PIM	PP	SH	GW	S	PCTG
241	R	46, 32	Miroslav Zalesak	12	1	2	3	-3	0	0	0	0	11	9.1
242	C	9	Jon Morris	13	0	3	3	-10	6	0	0	0	11	0.0
243	C	47	Tom Cavanagh	18	1	2	3	-1	4	0	0	0	9	11.1
244	L	26	Lynn Loyns	21	3	0	3	-5	19	0	0	0	12	25.0
245	D	46	Roman Polak	24	0	3	3	-2	16	0	0	0	35	0.0
246	G	30	Jeff Hackett	78	0	3	3	0	12	0	0	0	0	0.0
247	G	32	Arturs Irbe	183	0	3	3	0	34	0	0	0	0	0.0
248	D	13	Rick Lessard	8	0	2	2	-4	16	0	0	0	4	0.0
249	L	21	Craig Cox	10	2	0	2	-4	19	0	0	0	11	18.2
250	D	29	Dean Kolstad	10	0	2	2	-9	12	0	0	0	22	0.0
251	R	82	Nikolay Goldobin	11	1	1	2	0	0	0	0	0	11	9.1
252	D	6	Jason Marshall	12	0	2	2	-2	8	0	0	0	14	0.0
253	F	46	Tim Kennedy	13	2	0	2	-3	2	0	0	1	24	8.3
254	D	2	Bobby Dallas	16	1	1	2	4	14	0	0	0	5	20.0
255	D	18, 5	Mike Lalor	23	0	2	2	-5	8	0	0	0	19	0.0
256	D	28	Jay Leach	28	1	1	2	3	20	0	0	0	26	3.8
257	R	33	Brantt Myhres	43	1	1	2	-2	213	0	0	0	9	11.1
258	R	36	Todd Ewen	51	0	2	2	-5	162	0	0	0	22	0.0
259	G	29	Mike Vernon	111	0	2	2	0	32	0	0	0	0	0.0
260	G	31	Steve Shields	125	0	2	2	0	37	0	0	0	0	0.0
261	D	47	Joe Callahan	1	0	1	1	1	0	0	0	0	0	0.0
262	D	43	Matt Carkner	1	0	1	1	0	2	0	0	0	0	0.0
263	D	5	Jason Widmer	2	0	1	1	1	0	0	0	0	0	0.0
264	C	16	Mark Pavelich	2	0	1	1	-2	4	0	0	0	0	0.0
265	C	9	Gary Emmons	3	1	0	1	-4	0	1	0	0	6	16.7
266	C	36	Dwight Helminen	4	1	0	1	-1	0	0	0	0	1	100.0
267	L	16	Alex Hicks	4	0	1	1	-1	4	0	0	0	4	0.0
268	C	27	Dave Capuano	4	0	1	1	-5	0	0	0	0	5	0.0
269	C	71	Daniil Tarasov	5	0	1	1	2	0	0	0	0	5	0.0
270	L	44	Kevin Evans	5	0	1	1	0	25	0	0	0	4	0.0
271	C	40	Mark Beaufait	5	1	0	1	-1	0	0	0	0	3	33.3
272	D	3	Steve Bancroft	5	0	1	1	-2	2	0	0	0	5	0.0
273	C	43	Jeff McLean	6	1	0	1	1	0	0	0	0	5	20.0
274	D	55	Mike Moore	6	1	0	1	-1	7	0	0	0	5	20.0
275	C	41	Ryan Kraft	7	0	1	1	2	0	0	0	0	1	0.0
276	F	42, 11	Bryan Lerg	8	1	0	1	0	0	0	0	1	12	8.3
277	R	42	Matt Pelech	8	1	0	1	1	29	0	0	1	3	33.3
278	L	22	Mike McHugh	8	1	0	1	-3	14	0	0	0	5	20.0
279	L	24	Barry Potomski	9	0	1	1	1	30	0	0	0	4	0.0



Roman Polak

RNK	POS	NO	PLAYER	GP	G	A	PTS	+/-	PIM	PP	SH	GW	S	PCTG
280	D	34	Mike Colman	15	0	1	1	-8	32	0	0	0	7	0.0
281	D	45	Claudio Scremin	17	0	1	1	-5	29	0	0	0	22	0.0
282	R	32	Claude Lemieux	18	0	1	1	-5	21	0	0	0	17	0.0
283	R	76	Eriah Hayes	19	1	0	1	-4	4	0	0	0	27	3.7
284	G	1	Brian Hayward	25	0	1	1	0	16	0	0	0	0	0.0
285	G	35	Jarmo Myllys	27	0	1	1	0	2	0	0	0	0	0.0
286	G	30	Aaron Dell	49	0	1	1	0	0	0	0	0	0	0.0
287	G	31	Wade Flaherty	53	0	1	1	0	0	0	0	0	0	0.0
288	G	32	Alex Stalock	62	0	1	1	0	4	0	0	0	0	0.0
289	L	28	Paul Kruse	1	0	0	0	0	5	0	0	0	0	0.0
290	G	30	Jason Muzzatti	1	0	0	0	0	0	0	0	0	0	0.0
291	R	26	Peter Lappin	1	0	0	0	0	0	0	0	0	2	0.0
292	G	30	Sean Gauthier	1	0	0	0	0	0	0	0	0	0	0.0
293	D	54	Nick Petrecki	1	0	0	0	0	0	0	0	0	0	0.0
294	D	28	Sergei Bautin	1	0	0	0	-1	2	0	0	0	0	0.0
295	R	46	Mike Igglund	1	0	0	0	-1	0	0	0	0	1	0.0
296	C	24	Brad Boyes	1	0	0	0	-2	2	0	0	0	0	0.0
297	R	49	Mathieu Darche	2	0	0	0	0	0	0	0	0	3	0.0
298	C	28	Iain Fraser	2	0	0	0	-1	2	0	0	0	0	0.0
299	R	40	Riley Armstrong	2	0	0	0	-1	2	0	0	0	1	0.0
300	R	7,40	Mikhail Kravets	2	0	0	0	-1	0	0	0	0	2	0.0
301	G	34	Troy Grosenick	2	0	0	0	0	0	0	0	0	0	0.0
302	C	14	Dylan Gambrell	3	0	0	0	-1	0	0	0	0	1	0.0
303	G	30	Dimitri Pätzold	3	0	0	0	0	0	0	0	0	0	0.0
304	R	25	Mike Craig	3	0	0	0	-1	2	0	0	0	3	0.0
305	RW	48	Steven Zalewski	3	0	0	0	-2	0	0	0	0	3	0.0
306	G	29	Geoff Sarjeant	4	0	0	0	0	2	0	0	0	0	0.0
307	R	28	Mikael Samuelsson	4	0	0	0	0	0	0	0	0	3	0.0
308	C	49	Chad Wiseman	4	0	0	0	-2	4	0	0	0	1	0.0
309	L	34	Niklas Andersson	5	0	0	0	-1	2	0	0	0	6	0.0
310	D	3	Karl Stollery	5	0	0	0	-4	4	0	0	0	6	0.0
311	R	50	Hannes Hyvonen	6	0	0	0	-2	0	0	0	0	4	0.0
312	G	31	Nolan Schaefer	7	0	0	0	0	2	0	0	0	0	0.0
313	G	34	James Reimer	8	0	0	0	0	0	0	0	0	0	0.0
314	D	26	Chris Lipuma	8	0	0	0	-2	22	0	0	0	4	0.0
315	D	5	Ken Sutton	8	0	0	0	-4	15	0	0	0	7	0.0
316	C	75	Freddie Hamilton	12	0	0	0	-6	2	0	0	0	13	0.0
317	D	4	John Jakopin	12	0	0	0	0	11	0	0	0	3	0.0
318	G	20	Ed Belfour	13	0	0	0	0	8	0	0	0	0	0.0
319	L	72	Brandon Mashinter	13	0	0	0	-2	17	0	0	0	5	0.0
320	G	29	Jimmy Waite	15	0	0	0	0	6	0	0	0	0	0.0
321	D	53	Jesse Fibiger	16	0	0	0	-5	2	0	0	0	2	0.0
322	G	30	Antero Niittymäki	24	0	0	0	0	2	0	0	0	0	0.0
323	G	33	Brian Boucher	27	0	0	0	0	2	0	0	0	0	0.0
324	G	1	Thomas Greiss	44	0	0	0	0	4	0	0	0	0	0.0
325	G	37,34	Miikka Kiprusoff	47	0	0	0	0	4	0	0	0	0	0.0
326	G	32	Kelly Hrudey	76	0	0	0	0	2	0	0	0	0	0.0
327	G	31	Martin Jones	190	0	0	0	0	2	0	0	0	0	0.0





Mike Vernon

SHARKS ALL-TIME GOALTENDER STATISTICS

NO.	GOALTENDER	GPI	MINS	AVG	W	L	O/T	EN	SO	GA	SA	SPCT.	G	A	PIM	DEC
30	Sean Gauthier	1	3	0.00	0	0	0	0	0	0	2	1.000	0	0	0	0
34	Troy Grosenick	2	118	1.53	1	1	0	1	1	3	58	.948	0	0	0	2
34	James Reimer	8	481	1.62	6	2	0	2	3	13	208	.938	0	0	0	8
31	Nolan Schaefer	7	352	1.88	5	1	0	1	1	11	138	.920	0	0	2	6
33	Brian Boucher	27	1529	2.12	15	7	4	2	3	54	666	.919	0	0	2	26
29, 35	Vesa Toskala	115	6269	2.34	65	28	10	8	8	245	2842	.914	0	5	6	103
30	Aaron Dell	49	2633	2.37	26	11	5	7	3	104	1308	.920	0	1	0	42
32	Alex Stalock	62	3235	2.37	24	19	7	9	4	128	1431	.911	0	1	4	50
29	Mike Vernon	126	7167	2.39	52	49	19	5	9	285	2961	.904	0	2	32	120
20, 35	Evgeni Nabokov	563	32492	2.39	293	178	66	29	50	1294	14757	.912	1	9	100	537
31	Martin Jones	190	11002	2.40	102	68	16	29	12	440	5158	.915	0	0	2	186
31	Antti Niemi	296	17369	2.40	163	92	35	23	25	696	8342	.917	0	7	4	290
31	Steve Shields	125	7094	2.44	48	49	21	5	10	289	3368	.914	0	2	37	118
1	Thomas Greiss	44	2262	2.52	17	16	3	5	1	95	1074	.912	0	0	4	36
30	Antero Niittymäki	24	1414	2.72	12	7	3	2	0	64	615	.896	0	0	2	22
37, 34	Miikka Kiprusoff	47	2390	2.84	14	21	3	4	3	113	1096	.897	0	0	4	38
32	Kelly Hrudey	76	3991	3.04	20	40	7	8	1	202	1863	.892	0	0	2	67
30	Chris Terreri	68	3716	3.39	19	39	4	14	0	210	1875	.888	0	5	4	62
30, 20	Ed Belfour	13	757	3.41	3	9	0	1	1	43	371	.884	0	0	8	12
32	Arturs Irbe	183	10286	3.47	57	91	26	12	8	595	5342	.889	0	3	34	174
31	Wade Flaherty	53	2586	4.29	10	26	2	4	1	185	1512	.878	0	1	0	38
29	Jimmy Waite	15	697	4.30	3	7	0	2	0	50	319	.843	0	0	6	10
30	Jason Muzzatti	1	27	4.44	0	0	0	0	0	2	13	.846	0	0	0	0
30	Jeff Hackett	78	4314	4.51	13	57	2	3	0	324	2586	.875	0	3	12	72
29	Geoff Sarjeant	4	171	4.91	0	2	1	1	0	14	87	.839	0	0	2	3
35	Jarmo Myllys	27	1374	5.02	3	18	1	6	0	115	862	.867	0	1	2	22
1	Brian Hayward	25	1235	5.39	3	18	1	0	0	111	736	.849	0	1	16	22
30	Dimitri Patzold	3	44	5.45	0	0	0	0	0	4	20	.800	0	0	0	0
TOTALS		2232	124964	2.73	974	856	236	183	144	5685	59590	.905	1	41	285	2066



SHARKS ALL-TIME LEADERS

Active players on Sharks Roster in **bold**

GAMES PLAYED

RNK	PLAYER	GP
1	Patrick Marleau	1493
2	Joe Thornton	961
3	Marc-Edouard Vlasic	893
4	Joe Pavelski	888
5	Mike Rathje	671
6	Scott Hannan	626
7	Logan Couture	582
8	Owen Nolan	568
9	Evgeni Nabakov	563
10	Marco Sturm	553

GOALS

RNK	PLAYER	G
1	Patrick Marleau	508
2	Joe Pavelski	317
3	Joe Thornton	228
4	Logan Couture	213
5	Owen Nolan	206
6	Jonathan Cheechoo	165
7	Jeff Friesen	149
8	Marco Sturm	128
9	Brent Burns	127
10	Mike Ricci	101
	Ryane Clowe	101

ASSISTS

RNK	PLAYER	A
1	Joe Thornton	745
2	Patrick Marleau	574
3	Joe Pavelski	380
4	Brent Burns	256
5	Owen Nolan	245
6	Logan Couture	224
7	Marc-Edouard Vlasic	222
8	Dan Boyle	201
	Jeff Friesen	201
10	Vincent Damphousse	197

POINTS

RNK	PLAYER	PTS
1	Patrick Marleau	1082
2	Joe Thornton	973
3	Joe Pavelski	697
4	Owen Nolan	451
5	Logan Couture	437
6	Brent Burns	383
7	Jeff Friesen	350
8	Jonathan Cheechoo	291
9	Vincent Damphousse	289
10	Marc-Edouard Vlasic	286

PENALTY MINUTES

RNK	PLAYER	PIM
1	Jeff Odgers	1001
2	Owen Nolan	934
3	Bryan Marchment	706
4	Joe Thornton	577
5	Ryane Clowe	567
6	Jayson More	545
7	Andrei Nazarov	490
8	Dody Wood	471
9	Patrick Marleau	459
10	Scott Thornton	439
	Mike Rathje	439

PLUS/MINUS

RNK	PLAYER	+/-
1	Joe Thornton	172
2	Marc-Edouard Vlasic	138
3	Joe Pavelski	112
4	Logan Couture	57
5	Nils Ekman	50
6	Milan Michalek	49
7	Scott Hannan	43
8	Marco Sturm	42
	Jonathan Cheechoo	42
10	Justin Braun	38

POWER-PLAY GOALS

RNK	PLAYER	PP
1	Patrick Marleau	160
2	Joe Pavelski	109
3	Joe Thornton	81
4	Owen Nolan	75
5	Logan Couture	65
6	Jonathan Cheechoo	62
7	Jeff Friesen	43
8	Vincent Damphousse	39
9	Mike Ricci	38
10	Brent Burns	36

SHORTHANDED GOALS

RNK	PLAYER	SH
1	Patrick Marleau	17
2	Marco Sturm	14
	Owen Nolan	14
4	Jeff Friesen	13
5	Joe Pavelski	9
6	Logan Couture	8
7	Jamie Baker	7
	Mike Grier	7
8	Mike Ricci	6
10	Kelly Kisio	5



GAME-WINNING GOALS

RNK	PLAYER	GW
1	Patrick Marleau	98
2	Joe Pavelski	54
3	Logan Couture	40
4	Jonathan Cheechoo	36
5	Joe Thornton	35
6	Marco Sturm	27
7	Milan Michalek	25
	Jeff Friesen	25
	Owen Nolan	25
10	Tomas Hertl	19
	Vincent Damphousse	19
	Brent Burns	19

GAMES PLAYED STREAKS

RNK	PLAYER	GAMES	DATES
1	Patrick Marleau	624	4/9/09 - 4/8/17
2	Joe Pavelski	495	1/13/11 - 4/6/17
3	Brent Burns	389	11/21/13 - present
4	Joe Thornton	379	12/2/05 - 3/27/10
5	Joe Thornton	319	11/11/10 - 12/31/14
6	Marc-Edouard Vlasic	255	1/15/07 - 1/28/10
7	Vincent Damphousse	247	4/8/01 - 4/4/04
8	Mike Ricci	228	11/22/97 - 10/20/00
9	Marc-Edouard Vlasic	217	3/26/11 - 4/9/14
10	Joe Thornton	201	1/10/15 - 4/2/17

SHOTS

RNK	PLAYER	S
1	Patrick Marleau	3798
2	Joe Pavelski	2660
3	Brent Burns	1777
4	Joe Thornton	1726
5	Logan Couture	1702
6	Owen Nolan	1669
7	Marc-Edouard Vlasic	1267
8	Jonathan Cheechoo	1208
9	Jeff Friesen	1121
10	Marco Sturm	1119

HAT TRICKS

RNK	PLAYER	H
1	Jonathan Cheechoo	9
2	Patrick Marleau	5
3	Joe Pavelski	4
4	Rob Gaudreau	3
	Owen Nolan	3
6	Logan Couture	2
	Joe Thornton	2
	Dany Heatley	2
	Tony Granato	2
	Jeff Friesen	2
	Igor Larionov	2



Joe Thornton



ALL-TIME GOALTENDERS

Active players on Sharks Roster in **bold**

Antti Niemi

GAMES PLAYED

RANK	GOALTENDER	GPI
1	Evgeni Nabokov	563
2	Antti Niemi	296
3	Martin Jones	190
4	Arturs Irbe	183
5	Mike Vernon	126
6	Steve Shields	125
7	Vesa Toskala	115
8	Jeff Hackett	78
9	Kelly Hrudey	76
10	Chris Terreri	68

MINUTES

RANK	GOALTENDER	MINS
1	Evgeni Nabokov	32492
2	Antti Niemi	17369
3	Martin Jones	11002
4	Arturs Irbe	10286
5	Mike Vernon	7167
6	Steve Shields	7094
7	Vesa Toskala	6269
8	Jeff Hackett	4314
9	Kelly Hrudey	3991
10	Chris Terreri	3716

GOALS-AGAINST AVERAGE

(Min. 25 GP)

RANK	GOALTENDER	AVG
1	Brian Boucher	2.12
2	Vesa Toskala	2.35
3	Alex Stalock	2.37
	Aaron Dell	2.37
5	Mike Vernon	2.39
	Evgeni Nabokov	2.39
7	Martin Jones	2.40
	Antti Niemi	2.40
9	Steve Shields	2.44
10	Thomas Greiss	2.52

WINS

RANK	GOALTENDER	W
1	Evgeni Nabokov	293
2	Antti Niemi	163
3	Martin Jones	102
4	Vesa Toskala	65
5	Arturs Irbe	57
6	Mike Vernon	52
7	Steve Shields	48
8	Aaron Dell	26
9	Alex Stalock	24
10	Kelly Hrudey	20



SHOOTOUT WINS

RANK	GOALTENDER	W
1	Antti Niemi	29
2	Evgeni Nabokov	19
3	Martin Jones	9
4	Alex Stalock	4
5	Antero Niittymäki	2
	Thomas Greiss	2
7	Aaron Dell	1
	Brian Boucher	1
	Nolan Schaefer	1
	James Reimer	1

DECISIONS

RANK	GOALTENDER	DECISIONS
1	Evgeni Nabokov	537
2	Antti Niemi	290
3	Martin Jones	186
4	Arturs Irbe	174
5	Mike Vernon	120
6	Steve Shields	118
7	Vesa Toskala	103
8	Jeff Hackett	72
9	Kelly Hrudey	67
10	Chris Terreri	62

SHUTOUTS

RANK	GOALTENDER	SO
1	Evgeni Nabokov	50
2	Antti Niemi	25
3	Martin Jones	12
4	Steve Shields	10
5	Mike Vernon	9
6	Arturs Irbe	8
	Vesa Toskala	8
8	Alex Stalock	4
9	Aaron Dell	3
	Miikka Kiprusoff	3
	Brian Boucher	3
	James Reimer	3

GOALS ALLOWED

RANK	GOALTENDER	GA
1	Evgeni Nabokov	1294
2	Antti Niemi	696
3	Arturs Irbe	595
4	Martin Jones	440
5	Jeff Hackett	324
6	Steve Shields	289
7	Mike Vernon	285
8	Vesa Toskala	245
9	Chris Terreri	210
10	Kelly Hrudey	202

SHOTS AGAINST

1	Evgeni Nabokov	14757
2	Antti Niemi	8342
3	Arturs Irbe	5342
4	Martin Jones	5158
5	Steve Shields	3368
6	Mike Vernon	2961
7	Vesa Toskala	2842
8	Jeff Hackett	2586
9	Chris Terreri	1875
10	Kelly Hrudey	1863

SAVE PERCENTAGE

(min. 25 GP)

RANK	GOALTENDER	SPCT.
1	Aaron Dell	.920
2	Brian Boucher	.919
3	Antti Niemi	.917
4	Martin Jones	.915
5	Steve Shields	.914
6	Vesa Toskala	.914
7	Evgeni Nabokov	.912
8	Thomas Greiss	.912
9	Alex Stalock	.911
10	Mike Vernon	.904

GOALS

1	Evgeni Nabokov	1
---	----------------	---

ASSISTS

RANK	GOALTENDER	A
1	Evgeni Nabokov	9
2	Antti Niemi	7
3	Vesa Toskala	5
	Chris Terreri	5
5	Arturs Irbe	3
	Jeff Hackett	3
7	Steve Shields	2
	Mike Vernon	2
9	Aaron Dell	1
	Wade Flaherty	1
	Jarmo Myllys	1
	Brian Hayward	1
	Alex Stalock	1

PENALTY MINUTES

RANK	GOALTENDER	PIM
1	Evgeni Nabokov	100
2	Steve Shields	37
3	Arturs Irbe	34
4	Mike Vernon	32
5	Brian Hayward	16
6	Jeff Hackett	12
7	Ed Belfour	8
8	Vesa Toskala	6
	Jimmy Waite	6
	Antti Niemi	6



CONSECUTIVE GAMES STARTED IN GOAL

RANK	GOALTENDER	GAMES	DATES
1.	Evgeni Nabokov	50	3/24/07 – 1/12/08
2.	Antti Niemi	34	1/15/11 – 4/4/11
3.	Antti Niemi	24	3/9/13 – 4/23/13
	Antti Niemi	24	2/28/12 – 1/24/13
	Chris Terreri	24	11/16/95– 1/08/96
6.	Arturs Irbe	21	2/23/94 – 4/07/94
7.	Evgeni Nabokov	18	3/01/01 – 4/07/01
	Steve Shields	18	2/01/00 – 3/17/00
9.	Arturs Irbe	17	12/22/93 – 2/05/94
10.	Evgeni Nabokov	15	1/15/08 – 2/18/08

LONGEST UNBEATEN STREAKS


RANK	GOALTENDER	GAMES	W-L-O/T	DATES
1	Evgeni Nabokov	16	15-0-1	2/21/08-4/1/08
2	Evgeni Nabokov	14	12-0-2	10/28/08-12/17/08
3	Evgeni Nabokov	13	11-0-2	3/4/07-4/5/07
4	Vesa Toskala	12	12-0-0	4/3/06-10/23/06
	Evgeni Nabokov	12	9-0-3	10/17/09-11/21/09
6	Evgeni Nabokov	11	9-0-2	10/20/00-11/14/00
	Steve Shields	11	9-0-2	3/9/99-4/9/99
8	Mike Vernon	10	6-0-4	3/26/98-10/9/98
9	Antti Niemi	9	8-0-1	3/15/11-4/4/11
	Antti Niemi	9	8-0-1	1/15/11-2/9/11
	Evgeni Nabokov	9	7-0-2	12/9/09-1/2/10
	Evgeni Nabokov	9	7-0-2	1/11/10-1/30/10
	Evgeni Nabokov	9	8-0-1	11/27/01-12/19/01
	Arturs Irbe	9	7-0-2	3/20/94-4/5/94
	Brian Boucher	9	7-0-2	11/11/08-2/26/09
	Martin Jones	9	5-0-4	1/31/17-2/28/17



Martin Jones

SINGLE SEASON LEADERS

Active players on Sharks Roster in **bold**



Jeff Friesen

POINTS

RK	PLAYER	PTS	SEASON
1	Joe Thornton	114	06-07
2	Joe Thornton	96	07-08
3	Jonathan Cheechoo	93	05-06
4	Joe Thornton	92*	05-06
5	Joe Thornton	89	09-10
6	Joe Thornton	86	08-09
	Patrick Marleau	86	05-06
8	Owen Nolan	84	99-00
9	Patrick Marleau	83	09-10
10	Joe Thornton	82	15-16
	Dany Heatley	82	09-10

* — led NHL - (125 total)

PLUS-MINUS

RK	PLAYER	+/-	SEASON
1	Marc-Edouard Vlasic	31	13-14
	Joe Thornton	31	05-06
3	Nils Ekman	30	03-04
4	Brent Burns	26	13-14
5	Joe Pavelski	25	15-16
	Joe Thornton	25	15-16
7	Joe Thornton	24	06-07
8	Joe Pavelski	23	13-14
	Jonathan Cheechoo	23	05-06
	Alyn McCauley	23	03-04
	Mike Rathje	23	01-02
	Marco Sturm	23	01-02

GOALS

RK	PLAYER	G	SEASON
1	Jonathan Cheechoo	56*	05-06
2	Patrick Marleau	44	09-10
	Owen Nolan	44	99-00
4	Joe Pavelski	41	13-14
5	Dany Heatley	39	09-10
6	Joe Pavelski	38	15-16
	Patrick Marleau	38	08-09
8	Joe Pavelski	37	15-16
	Patrick Marleau	37	10-11
	Jonathan Cheechoo	37	06-07*

— led NHL

ASSISTS

RK	PLAYER	A	SEASON
1	Joe Thornton	92*	06-07
2	Joe Thornton	72**	05-06
3	Joe Thornton	69	09-10
4	Joe Thornton	67	07-08
5	Joe Thornton	65	13-14
6	Joe Thornton	63	15-16
7	Joe Thornton	61	08-09
8	Joe Thornton	59	11-12
9	Brent Burns	55	17-18
10	Kelly Kislo	52	92-93
	Patrick Marleau	52	05-06

* — led NHL ** — led NHL (96 total)

PENALTY MINUTES

RK	PLAYER	PIM	SEASON
1	Link Gaetz	326	91-92
2	Jeff Odgers	253	92-93
3	Doug Zmolek	229	92-93
4	Andrei Nazarov	222	96-97
	Jeff Odgers	222	93-94
6	Jeff Odgers	217	91-92
7	Bryan Marchment	204	00-01
8	Dody Wood	193	96-97
9	Jeff Odgers	192	95-96
10	Marty McSorley	186	96-97



POWER-PLAY GOALS

RNK	PLAYER	PPG	SEASON
1	Jonathan Cheechoo	24	05-06
2	Patrick Marleau	20	05-06
3	Joe Pavelski	19	14-15
4	Dany Heatley	18	09-10
	Owen Nolan	18	99-00
6	Joe Pavelski	16	13-14
7	Jonathan Cheechoo	15	06-07
	Vincent Damphousse	15	02-03
9	Patrick Marleau	14	06-07
	Johan Garpenlov	14	92-93

SHORTHANDED GOALS

RNK	PLAYER	PPG	SEASON
1	Jeff Friesen	6	97-98
	Jamie Baker	6	95-96
3	Patrick Marleau	5	08-09
4	Patrick Marleau	4	09-10
	Nils Ekman	4	03-04
	Owen Nolan	4	99-00
	Marco Sturm	4	99-00
8	11 tied	3	

GAME-WINNING GOALS

RNK	PLAYER	GWG	SEASON
1	Joe Pavelski	11	15-16
	Jonathan Cheechoo	11	05-06
3	Patrick Marleau	10	08-09
	Jeremy Roenick	10	07-08
5	Patrick Marleau	9	10-11
	Dany Heatley	9	09-10
	Milan Michalek	9	06-07
	Patrick Marleau	9	06-07
	Jonathan Cheechoo	9	03-04
10	Patrick Marleau	8	11-12
	Logan Couture	8	10-11
	Milan Michalek	8	07-08
	Teemu Selanne	8	01-02

SHOTS

RNK	PLAYER	S	SEASON
1	Brent Burns	353	15-16
2	Brent Burns	332	17-18
3	Brent Burns	320	16-17
4	Jonathan Cheechoo	317	05-06
5	Patrick Marleau	285	13-14
6	Joe Pavelski	282	10-11
7	Dany Heatley	280	09-10
8	Patrick Marleau	279	10-11
9	Patrick Marleau	274	09-10
10	Joe Pavelski	269	11-12*

— led NHL

HAT TRICKS

RNK	PLAYER	#	SEASON
1	Jonathan Cheechoo	5	05-06
2	Joe Pavelski	3	13-14
	Jonathan Cheechoo	3	06-07
4	Dany Heatley	2	09-10
	Tony Granato	2	96-97
	Igor Larionov	2	93-94
	Rob Gaudreau	2	92-93
8	39 tied	1	



Jonathan Cheechoo

GOALTENDING SINGLE SEASON LEADERS

Active players on Sharks Roster in **bold**



Alex Stalock

GAMES PLAYED

RNK	PLAYER	GP	SEASON
1	Evgeni Nabokov	77^	07-08
2	Arturs Irbe	74*	93-94
3	Evgeni Nabokov	71	09-10
4	Antti Niemi	68	11-12
5	Steve Shields	67	99-00
	Evgeni Nabokov	67	01-02
7	Evgeni Nabokov	66	00-01
8	Martin Jones	65	16-17
	Martin Jones	65	15-16
10	Antti Niemi	64	13-14

* — Led NHL ^ — Tied for NHL Lead

GOALS-AGAINST AVERAGE

(Min. 15 GP)

RNK	PLAYER	AVG	SEASON
1	Alex Stalock	1.87	13-14
2	Aaron Dell	2.00	16-17
3	Vesa Toskala	2.06	03-04
4	Evgeni Nabokov	2.14	07-08
5	Antti Niemi	2.16	12-13
6	Brian Boucher	2.18	08-09
7	Evgeni Nabokov	2.19	00-01
8	Evgeni Nabokov	2.21	03-04
9	Steve Shields	2.22	98-99
10	Martin Jones	2.27	15-16

MINUTES

RNK	PLAYER	MIN	SEASON
1	Evgeni Nabokov	4,561	07-08
2	Arturs Irbe	4,412*	93-94
3	Evgeni Nabokov	4,194	09-10
4	Antti Niemi	3,936	11-12
5	Evgeni Nabokov	3,901	01-02
6	Martin Jones	3,801	16-17
7	Steve Shields	3,797	99-00
8	Martin Jones	3,786	15-16
9	Antti Niemi	3,740	13-14
10	Evgeni Nabokov	3,700	00-01

* — Led NHL

WINS

RNK	PLAYER	W	SEASON
1	Evgeni Nabokov	46*	07-08
2	Evgeni Nabokov	44	09-10
3	Evgeni Nabokov	41	08-09
4	Antti Niemi	39	13-14
5	Martin Jones	37	15-16
	Evgeni Nabokov	37	01-02
7	Martin Jones	35	16-17
	Antti Niemi	35	10-11
	Antti Niemi	34	11-12
10	Evgeni Nabokov	32	00-01*

— Led NHL





Steve Shields

DECISIONS

RNK	PLAYER	#	RECORD	SEASON
1	Evgeni Nabokov	75	46-21-8	07-08
2	Arturs Irbe	74	30-28-16	93-94
3	Evgeni Nabokov	70	44-16-10	09-10
4	Evgeni Nabokov	67	37-24-5	01-02
5	Antti Niemi	65	34-22-9	11-12
	Steve Shields	65	27-30-8	99-00
7	Martin Jones	64	35-23-6	16-17
	Martin Jones	64	37-23-4	15-16
9	Antti Niemi	63	39-17-7	13-14
10	Antti Niemi	61	32-21-7	14-15
	Evgeni Nabokov	61	41-12-8	08-09

SHUTOUTS

RNK	PLAYER	SO	SEASON
1	Evgeni Nabokov	9 [^]	03-04
2	Evgeni Nabokov	7	08-09
	Evgeni Nabokov	7	06-07
	Evgeni Nabokov	7	01-02
5	Martin Jones	6	15-16
	Antti Niemi	6	11-12
	Antti Niemi	6	10-11
	Evgeni Nabokov	6	07-08
	Evgeni Nabokov	6*	00-01
10	Antti Niemi	5	14-15
	Mike Vernon	5#	97-98

[^]Evgeni Nabokov and Vesa Toskala shared a shutout on Nov. 21, 2003, but it is not counted in Nabokov's totals.

*Evgeni Nabokov and Miikka Kiprusoff shared a shutout on March 12, 2001. Kiprusoff faced no shots in 38 seconds, but the shutout is not counted in Nabokov's totals.

Mike Vernon and Kelly Hrudey shared a shutout on April 7, 1998 vs. Calgary but it is not counted in Vernon's totals.

LEADERS BY SEASON

Active players on Sharks Roster in **bold**. * — Led the NHL ** — Tied for NHL lead

GAMES PLAYED					
YR	PLAYER	GP			
2017-18	Chris Tierney	82	2000-01	Niklas Sundstrom	82
	Brent Burns	82	1999-00	Brad Stuart	82
	Joe Pavelski	82		Mike Ricci	
2016-17	Patrick Marleau	82		Vincent Damphousse	
	Brent Burns	82	1998-99	Jeff Friesen	
	Joe Pavelski	82		Mike Rathje	82
2015-16	Patrick Marleau	82	1997-98	Mike Ricci	
	Brent Burns	82		Bill Houlder	82
	Joe Pavelski	82	1996-97	Jeff Friesen	82
2014-15	Patrick Marleau		1995-96	Jeff Friesen	79
	Brent Burns			Michal Sykora	
	Joe Thornton	82	1994-95	Jeff Friesen	48
	Joe Pavelski	82		Jeff Odgers	
	Logan Couture			Sandis Ozolinsh	
	Patrick Marleau		1993-94	Gaetan Duchesne	84
2013-14	Brent Burns			Rob Gaudreau	
	Tomas Hertl		1992-93	Dean Evason	84
	Joe Pavelski	82		Doug Zmolek	
	Joe Thornton		1991-92	Pat Falloon	79
2012-13	Patrick Marleau				
	Justin Braun				
	Joe Thornton	48			
	Logan Couture				
2011-12	Patrick Marleau				
	Joe Pavelski				
	Marc-Edouard Vlasic				
	Brad Stuart				
2010-11	Joe Thornton	82			
	Patrick Marleau				
	Joe Pavelski				
	Marc-Edouard Vlasic				
2009-10	Patrick Marleau	82			
	Patrick Marleau	82			
	Dany Heatley				
	Ryane Clowe				
2008-09	Kent Huskins				
	Joe Thornton	82			
	Marc-Edouard Vlasic				
2007-08	Joe Thornton	82			
	Torrey Mitchell				
	Joe Pavelski				
	Marc-Edouard Vlasic				
2006-07	Joe Thornton	82			
	Christian Ehrhoff				
	Patrick Marleau	82			
	Jonathan Cheechoo				
2005-06	Scott Hannan	82			
	Nils Ekman				
	Alyn McCauley				
	Vincent Damphousse				
2002-03	Patrick Marleau	82			
	Marco Sturm				
	Mike Rathje				
	Vincent Damphousse				
2001-02	Adam Graves				
	Teemu Selanne				
	Brad Stuart	82			
	Vincent Damphousse				
	Teemu Selanne				
	Gary Suter				
			GOALS		
YR	PLAYER	G			
2017-18	Logan Couture	34			
2016-17	Joe Pavelski	29			
	Brent Burns	29			
2015-16	Joe Pavelski	38			
2014-15	Joe Pavelski	37			
2013-14	Joe Pavelski	41			
2012-13	Logan Couture	21			
2011-12	Logan Couture	31			
	Joe Pavelski				
2010-11	Patrick Marleau	37			
2009-10	Patrick Marleau	44			
2008-09	Patrick Marleau	38			
2007-08	Joe Thornton	29			
	Jonathan Cheechoo	37			
	Jonathan Cheechoo	*56			
	Patrick Marleau	28			
	Jonathan Cheechoo				
2002-03	Patrick Marleau	28			
	Marco Sturm				
	Teemu Selanne				
2001-02	Teemu Selanne	29			
	Patrick Marleau	25			
	Owen Nolan	44			
	Joe Murphy	25			
	Jeff Friesen	31			
	Owen Nolan	31			
	Owen Nolan	29			
	Jeff Friesen	15			
	Sergei Makarov	30			
	Kelly Kisio	26			
	Pat Falloon	25			



ASSISTS

2017-18	Brent Burns	55
2016-17	Brent Burns	47
2015-16	Joe Thornton	63
2014-15	Joe Thornton	49
2013-14	Joe Thornton	65
2012-13	Joe Thornton	33
2011-12	Joe Thornton	59
2010-11	Joe Thornton	49
2009-10	Joe Thornton	69
2008-09	Joe Thornton	61
2007-08	Joe Thornton	*67
2006-07	Joe Thornton	*92
2005-06	Joe Thornton	**72
2003-04	Nils Ekman	33
2002-03	Vincent Damphousse	38
2001-02	Owen Nolan	43
2000-01	Niklas Sundstrom	39
1999-00	Vincent Damphousse	49
1998-99	Jeff Friesen	35
1997-98	Jeff Friesen	32
1996-97	Jeff Friesen	34
1995-96	Craig Janney	49
1994-95	Ulf Dahlen	23
1993-94	Todd Elik	41
1992-93	Kelly Kisio	52
1991-92	Pat Falloon	34

POINTS

2017-18	Brent Burns	67
2016-17	Brent Burns	76
2014-15	Joe Pavelski	70
2015-16	Joe Thornton	82
2013-14	Joe Pavelski	79
2012-13	Joe Thornton	40
2011-12	Joe Thornton	77
2010-11	Patrick Marleau	73
2009-10	Joe Thornton	89
2008-09	Joe Thornton	86
2007-08	Joe Thornton	96
2006-07	Joe Thornton	*114
2005-06	Jonathan Cheechoo	93
2003-04	Patrick Marleau	57
2002-03	Teemu Selanne	64
2001-02	Owen Nolan	66
2000-01	Patrick Marleau	52
1999-00	Owen Nolan	84
1998-99	Jeff Friesen	57
1997-98	Jeff Friesen	63
1996-97	Owen Nolan	63
1995-96	Craig Janney	62
1994-95	Ulf Dahlen	34
1993-94	Sergei Makarov	68
1992-93	Kelly Kisio	78
1991-92	Pat Falloon	59



Craig Janney

PLUS/MINUS

(MIN. 60 PERCENT OF TEAM'S GAMES PLAYED)

2017-18	Joakim Ryan	+13
2016-17	Brent Burns	+19
2015-16	Joe Pavelski	+25
	Joe Thornton	
2014-15	Joe Pavelski	+12
	Marc-Edouard Vlasic	
2013-14	Marc-Edouard Vlasic	+31
2012-13	Logan Couture	+7
	Martin Havlat	
2011-12	Joe Pavelski	+18
2010-11	Jason Demers	+19
2009-10	Patrick Marleau	+21
	Marc-Edouard Vlasic	
2008-09	Joe Thornton	+16
	Patrick Marleau	
	Devin Setoguchi	
2007-08	Douglas Murray	+20
2006-07	Joe Thornton	+24
2005-06	Joe Thornton	+31
2003-04	Nils Ekman	+30
2002-03	Marco Sturm	+9
2001-02	Marco Sturm	+23
	Mike Rathje	
2000-01	Vincent Damphousse	+17
1999-00	Mike Ricci	+14
1998-99	Owen Nolan	+16
1997-98	Bill Haulder	+13
1996-97	Andrei Nazarov	-4
1995-96	Jeff Odgers	-4
1994-95	Jayson More	+7
1993-94	Igor Larionov	+20
1992-93	Kelly Kisio	-15
1991-92	Neil Wilkinson	-11



PENALTY MINUTES

2017-18	Brenden Dillon	60
2016-17	Micheal Haley	128
2015-16	Tommy Wingels	63
	Mike Brown	
2014-15	John Scott	87
2013-14	Andrew Desjardins	86
2012-13	Ryane Clowe	79
2011-12	Ryane Clowe	97
2010-11	Jamal Mayers	124
2009-10	Ryane Clowe	131
2008-09	Jody Shelley	116
2007-08	Craig Rivet	104
2006-07	Mark Bell	83
2005-06	Mark Smith	97
2003-04	Scott Parker	101
2002-03	Bryan Marchment	108
2001-02	Bryan Marchment	178
2000-01	Bryan Marchment	204
1999-00	Ron Stern	151
1998-99	Ron Stern	158
1997-98	Owen Nolan	144
1996-97	Andrei Nazarov	222
1995-96	Jeff Odgers	192
1994-95	Jeff Odgers	117
1993-94	Jeff Odgers	222
1992-93	Jeff Odgers	253
1991-92	Link Gaetz	326

POWER-PLAY GOALS

2017-18	Logan Couture	10
2016-17	Logan Couture	11
2015-16	Joe Pavelski	12
2014-15	Joe Pavelski	19
2013-14	Joe Pavelski	16
2012-13	Logan Couture	7
2011-12	Logan Couture	11
2010-11	Patrick Marleau	11
	Dany Heatley	
	Joe Pavelski	
2009-10	Dany Heatley	18
2008-09	Joe Thornton	11
	Patrick Marleau	
	Devin Setoguchi	
	Ryane Clowe	
2007-08	Joe Thornton	11
2006-07	Jonathan Cheechoo	15
2005-06	Jonathan Cheechoo	24
2003-04	Marco Sturm	10
2002-03	Vincent Damphousse	15
2001-02	Teemu Selanne	9
2000-01	Owen Nolan	10
1999-00	Owen Nolan	18
1998-99	Jeff Friesen	10
1997-98	Jeff Friesen	7
1996-97	Owen Nolan	10

1995-96	Owen Nolan	12
	Ray Sheppard	
1994-95	Jeff Friesen	5
1993-94	Sergei Makarov	10
1992-93	Johan Garpenlov	14
1991-92	David Bruce	10

SHORTHANDED GOALS

2017-18	Logan Couture	2
	Chris Tierney	2
2016-17	Melker Karlsson	2
	Joel Ward	2
2015-16	Matt Nieto	2
2014-15	Logan Couture	2
2013-14	Tommy Wingels	2
	Logan Couture	
	Patrick Marleau	
2012-13	Patrick Marleau	1
	Tommy Wingels	
	Adam Burish	
2011-12	Logan Couture	2
2010-11	Patrick Marleau	2
	Joe Thornton	
2009-10	Patrick Marleau	4
2008-09	Patrick Marleau	5
2007-08	Mike Grier	3
2006-07	Mike Grier	3
2005-06	Jonathan Cheechoo	2
	Alyn McCauley	
2003-04	Nils Ekman	4
2002-03	Owen Nolan	3
2001-02	Marco Sturm	3
	Adam Graves	
2000-01	Marco Sturm	3
1999-00	Owen Nolan	4
	Marco Sturm	
1998-99	3 players tied with	2
1997-98	Jeff Friesen	6
1996-97	Jeff Friesen	2
	Ron Sutter	
1995-96	Jamie Baker	6
1994-95	6 players tied	1
1993-94	Igor Larionov	2
	Mike Sullivan	
1992-93	3 players tied	2
1991-92	Kelly Kisio	3
	Brian Mullen	3





Owen Nolan

GAME-WINNING GOALS

2017-18	Tomas Hertl	5
2016-17	Joe Pavelski	7
2015-16	Joe Pavelski	11
2014-15	Joe Pavelski	5
2013-14	Tommy Wingels	7
2012-13	Logan Couture	5
	Joe Pavelski	
2011-12	Patrick Marleau	8
2010-11	Patrick Marleau	9
2009-10	Dany Heatley	9
2008-09	Patrick Marleau	10
2007-08	Jeremy Roenick	10
2006-07	Patrick Marleau	9
	Milan Michalek	
2005-06	Jonathan Cheechoo	11
2003-04	Jonathan Cheechoo	9
2002-03	Vincent Damphousse	6
2001-02	Teemu Selanne	8
2000-01	Patrick Marleau	6
1999-00	Jeff Friesen	7
1998-99	Bill Houlder	5
1997-98	Jeff Friesen	7
1996-97	Jeff Friesen	5
1995-96	Ray Sheppard	4
1994-95	Ulf Dahlen	4
1993-94	Sergei Makarov	5
1992-93	Kelly Kisio	2
	Tom Pederson	
1991-92	3 players tied	2

SHOTS

2017-18	Brent Burns	332
2016-17	Brent Burns	320
2015-16	Brent Burns	353
2014-15	Logan Couture	263
2013-14	Patrick Marleau	285
2012-13	Logan Couture	151
2011-12	Joe Pavelski	269
2010-11	Joe Pavelski	282
2009-10	Dany Heatley	280
2008-09	Joe Pavelski	266
2007-08	Milan Michalek	233
2006-07	Jonathan Cheechoo	250
2005-06	Jonathan Cheechoo	317
2003-04	Patrick Marleau	220
2002-03	Teemu Selanne	253
2001-02	Owen Nolan	217
2000-01	Owen Nolan	190
1999-00	Owen Nolan	261
1998-99	Jeff Friesen	215
1997-98	Owen Nolan	192
1996-97	Tony Granato	231
1995-96	Owen Nolan	184
1994-95	Pat Falloon	91
1993-94	Pat Falloon	193
1992-93	Rob Gaudreau	191
1991-92	Pat Falloon	181

HAT TRICKS

2017-18	Evander Kane	1
	Logan Couture	1
2016-17	Patrick Marleau	1
	Mikkel Boedker	1
2015-16	Logan Couture	1
	Joel Ward	
2014-15	Joe Pavelski	1
2013-14	Joe Pavelski	3
2012-13	None	
2011-12	Patrick Marleau	1
2010-11	Joe Thornton	1
	Devin Setoguchi	1
2009-10	Dany Heatley	2
2008-09	None	
2007-08	Joe Thornton	1
	Jonathan Cheechoo	
2006-07	Jonathan Cheechoo	3
2005-06	Jonathan Cheechoo	5
2003-04	Alyn McCauley	1
2002-03	None	
2001-02	Patrick Marleau	1
2000-01	Scott Thornton/Todd Harvey/ Mike Ricci/Teemu Selanne	1
1999-00	Owen Nolan/Jeff Friesen	1
1998-99	Marco Sturm/Vincent Damphousse	1
1997-98	None	
1996-97	Tony Granato	2
1995-96	Owen Nolan/Ray Sheppard/ Kevin Miller/Alexei Yegorov/ Jeff Friesen	1
1994-95	None	
1993-94	Igor Larionov	2
1992-93	Rob Gaudreau	2
1991-92	None	

POINTS BY DEFENSEMAN

2017-18	Brent Burns	67
2016-17	Brent Burns	76
2015-16	Brent Burns	75
2014-15	Brent Burns	60
2013-14	Dan Boyle	36
2012-13	Dan Boyle	20
2011-12	Dan Boyle	48
2010-11	Dan Boyle	50
2009-10	Dan Boyle	58
2008-09	Dan Boyle	57
2007-08	Craig Rivet	35
2006-07	Matt Carle	42
2005-06	Tom Preissing	43
2003-04	Brad Stuart	39
2002-03	Mike Rathje	29
2001-02	Gary Suter	33
2000-01	Gary Suter	34
1999-00	Brad Stuart	36
1998-99	Bill Houlder	32
1997-98	Bill Houlder	32
1996-97	Todd Gill	21
1995-96	Marcus Ragnarsson	39
1994-95	Sandis Ozolinsh	25
1993-94	Sandis Ozolinsh	64
1992-93	Sandis Ozolinsh	23
1991-92	Doug Wilson	28
	David Williams	28



Rob Gaudreau

GOALTENDING LEADERS BY SEASON

Active players on Sharks Roster in **bold**. * — Led the NHL ** — Tied for NHL Lead

GAMES PLAYED

2017-18	Martin Jones	60
2016-17	Martin Jones	65
2015-16	Martin Jones	65
2014-15	Antti Niemi	61
2013-14	Antti Niemi	64
2012-13	Antti Niemi	43
2011-12	Antti Niemi	68
2010-11	Antti Niemi	60
2009-10	Evgeni Nabokov	71
2008-09	Evgeni Nabokov	62
2007-08	Evgeni Nabokov	**77
2006-07	Evgeni Nabokov	50
2005-06	Evgeni Nabokov	45
2003-04	Evgeni Nabokov	59
2002-03	Evgeni Nabokov	55
2001-02	Evgeni Nabokov	67
2000-01	Evgeni Nabokov	66
1999-00	Steve Shields	67
1998-99	Mike Vernon	49
1997-98	Mike Vernon	62
1996-97	Kelly Hrudey	48
1995-96	Chris Terreri	46
1994-95	Arturs Irbe	38
1993-94	Arturs Irbe	74
1992-93	Arturs Irbe	36
	Jeff Hackett	
1991-92	Jeff Hackett	42

MINUTES

2017-18	Martin Jones	3,416
2016-17	Martin Jones	3,801
2015-16	Martin Jones	3,786
2014-15	Antti Niemi	3,588
2013-14	Antti Niemi	3,740
2012-13	Antti Niemi	*2,581
2011-12	Antti Niemi	3,936
2010-11	Antti Niemi	3,524
2009-10	Evgeni Nabokov	4,194
2008-09	Evgeni Nabokov	3,686
2007-08	Evgeni Nabokov	4,561
2006-07	Evgeni Nabokov	2,778
2005-06	Evgeni Nabokov	2,575
2003-04	Evgeni Nabokov	3,456
2002-03	Evgeni Nabokov	1,561
2001-02	Evgeni Nabokov	3,901
2000-01	Evgeni Nabokov	3,700
1999-00	Steve Shields	3,797
1998-99	Mike Vernon	2,831
1997-98	Mike Vernon	3,564
1996-97	Kelly Hrudey	2,631
1995-96	Chris Terreri	2,516
1994-95	Arturs Irbe	2,043
1993-94	Arturs Irbe	4,412
1992-93	Arturs Irbe	2,074
1991-92	Jeff Hackett	2,314



Mike Vernon

GOALS-AGAINST AVERAGE

(MIN. 15 GP)

2017-18	Martin Jones	2.55
2016-17	Aaron Dell	2.00
2015-16	Martin Jones	2.27
2014-15	Antti Niemi	2.59
2013-14	Alex Stalock	1.87
2012-13	Antti Niemi	2.16
2011-12	Thomas Greiss	2.30
2010-11	Antti Niemi	2.38
2009-10	Evgeni Nabokov	2.43
2008-09	Brian Boucher	2.18
2007-08	Evgeni Nabokov	2.14
2006-07	Evgeni Nabokov	2.29
2005-06	Vesa Toskala	2.56
2003-04	Evgeni Nabokov	2.20
2002-03	Evgeni Nabokov	2.71
2001-02	Evgeni Nabokov	2.29
2000-01	Evgeni Nabokov	2.19
1999-00	Mike Vernon	2.49
1998-99	Steve Shields	2.22
1997-98	Mike Vernon	2.46
1996-97	Chris Terreri	2.75
1995-96	Chris Terreri	3.70
1994-95	Arturs Irbe	3.26
1993-94	Arturs Irbe	2.84
1992-93	Arturs Irbe	4.11
1991-92	Jeff Hackett	3.84



WINS

2017-18	Martin Jones	30
2016-17	Martin Jones	35
2015-16	Martin Jones	37
2014-15	Antti Niemi	31
2013-14	Antti Niemi	39
2012-13	Antti Niemi	**24
2011-12	Antti Niemi	34
2010-11	Antti Niemi	35
2009-10	Evgeni Nabokov	44
2008-09	Evgeni Nabokov	41
2007-08	Evgeni Nabokov	*46
2006-07	Vesa Toskala	26
2005-06	Vesa Toskala	23
2003-04	Evgeni Nabokov	31
2002-03	Evgeni Nabokov	19
2001-02	Evgeni Nabokov	37
2000-01	Evgeni Nabokov	32
1999-00	Steve Shields	27
1998-99	Mike Vernon	16
1997-98	Mike Vernon	30
1996-97	Kelly Hrudey	16
1995-96	Chris Terreri	13
1994-95	Arturs Irbe	14
1993-94	Arturs Irbe	30
1992-93	Arturs Irbe	7
1991-92	Jeff Hackett	11

DECISIONS

2017-18	Martin Jones	(30-22-6)	58
2016-17	Martin Jones	(35-23-6)	64
2015-16	Martin Jones	(37-23-4)	64
2014-15	Antti Niemi	(31-23-7)	61
2013-14	Antti Niemi	(39-17-7)	63
2012-13	Antti Niemi	(24-12-6)	42
2011-12	Antti Niemi	(34-22-9)	65
2010-11	Antti Niemi	(35-18-6)	59
2009-10	Evgeni Nabokov	(44-16-10)	70
2008-09	Evgeni Nabokov	(41-12-8)	61
2007-08	Evgeni Nabokov	(46-21-8)	75
2006-07	Evgeni Nabokov	(25-16-4)	45
2005-06	Evgeni Nabokov	(16-19-7)	42
2003-04	Evgeni Nabokov	(31-19-8)	58
2002-03	Evgeni Nabokov	(19-28-8)	55
2001-02	Evgeni Nabokov	(37-24-5)	67
2000-01	Evgeni Nabokov	(32-21-7)	60
1999-00	Steve Shields	(27-30-8)	65
1998-99	Mike Vernon	(16-22-10)	38
1997-98	Mike Vernon	(30-22-8)	60
1996-97	Kelly Hrudey	(16-24-5)	45
1995-96	Chris Terreri	(13-29-1)	43
1994-95	Arturs Irbe	(14-19-3)	36
1993-94	Arturs Irbe	(30-28-16)	74
1992-93	Jeff Hackett	(2-30-1)	33
	Arturs Irbe	(7-26-0)	
1991-92	Jeff Hackett	(11-27-1)	39

SHUTOUTS

2017-18	Martin Jones	4
2016-17	Martin Jones	2
2015-16	Martin Jones	6
2014-15	Antti Niemi	5
2013-14	Antti Niemi	4
2012-13	Antti Niemi	4
2011-12	Antti Niemi	6
2010-11	Antti Niemi	6
2009-10	Evgeni Nabokov	3
2008-09	Evgeni Nabokov	7
2007-08	Evgeni Nabokov	6
2006-07	Evgeni Nabokov	7
2005-06	Vesa Toskala	2
2003-04	Evgeni Nabokov	^9
2002-03	Evgeni Nabokov	3
2001-02	Evgeni Nabokov	7
2000-01	Evgeni Nabokov	*6
1999-00	Steve Shields	4
1998-99	Mike Vernon/Steve Shields	4
1997-98	Mike Vernon	#5
1996-97	Ed Belfour	1
1995-96	None	
1994-95	Arturs Irbe	4
1993-94	Arturs Irbe	3
1992-93	Arturs Irbe	1
1991-92	None	

^Nabokov and Vesa Toskala shared a shutout on Nov. 21, 2003, but it is not counted in Nabokov's totals. *Nabokov and Miikka Kiprusoff shared a shutout on March 12, 2001. Kiprusoff faced no shots in 38 seconds, but the shutout is not counted in Nabokov's totals. #Vernon and Kelly Hrudey shared a shutout on April 7, 1998 but it is not counted in Vernon's totals.

GOALS ALLOWED

2017-18	Martin Jones	145
2016-17	Martin Jones	152
2015-16	Martin Jones	143
2014-15	Antti Niemi	155
2013-14	Antti Niemi	149
2012-13	Antti Niemi	93
2011-12	Antti Niemi	159
2010-11	Antti Niemi	140
2009-10	Evgeni Nabokov	170
2008-09	Evgeni Nabokov	150
2007-08	Evgeni Nabokov	163
2006-07	Evgeni Nabokov	106
2005-06	Evgeni Nabokov	133
2003-04	Evgeni Nabokov	127
2002-03	Evgeni Nabokov	146
2001-02	Evgeni Nabokov	149
2000-01	Evgeni Nabokov	135
1999-00	Steve Shields	162
1998-99	Mike Vernon	107
1997-98	Mike Vernon	146
1996-97	Kelly Hrudey	140
1995-96	Chris Terreri	155
1994-95	Arturs Irbe	111
1993-94	Arturs Irbe	209
1992-93	Jeff Hackett	176
1991-92	Jeff Hackett	148



SHOTS AGAINST

2017-18	Martin Jones	1,699
2016-17	Martin Jones	1,725
2015-16	Martin Jones	1,734
2014-15	Antti Niemi	1,811
2013-14	Antti Niemi	1,705
2012-13	Antti Niemi	1,220
2011-12	Antti Niemi	1,865
2010-11	Antti Niemi	1,741
2009-10	Evgeni Nabokov	2,168
2008-09	Evgeni Nabokov	1,663
2007-08	Evgeni Nabokov	1,802
2006-07	Evgeni Nabokov	1,227
2005-06	Evgeni Nabokov	1,160
2003-04	Evgeni Nabokov	1,610
2002-03	Evgeni Nabokov	1,561
2001-02	Evgeni Nabokov	1,818
2000-01	Evgeni Nabokov	1,582
1999-00	Steve Shields	1,826
1998-99	Mike Vernon	1,200
1997-98	Mike Vernon	1,401
1996-97	Kelly Hrudey	1,263
1995-96	Chris Terreri	1,322
1994-95	Arturs Irbe	1,056
1993-94	Arturs Irbe	2,064
1992-93	Arturs Irbe	1,250
1991-92	Jeff Hackett	1,366

SAVE PERCENTAGE

(MIN. 15 OF TEAM'S GAMES PLAYED)

2017-18	Martin Jones	.911
2016-17	Aaron Dell	.931
2015-16	Martin Jones	.918
2014-15	Antti Niemi	.914
2013-14	Antti Niemi	.932
2012-13	Antti Niemi	.924
2011-12	Antti Niemi	.915
	Thomas Greiss	
2010-11	Antti Niemi	.920
2009-10	Evgeni Nabokov	.922
2008-09	Brian Boucher	.917
2007-08	Evgeni Nabokov	.910
2006-07	Evgeni Nabokov	.914
2005-06	Vesa Toskala	.901
2003-04	Evgeni Nabokov	.921
2002-03	Evgeni Nabokov	.906
2001-02	Evgeni Nabokov	.918
2000-01	Evgeni Nabokov	.915
1999-00	Steve Shields/Mike Vernon	.911
1998-99	Steve Shields	.921
1997-98	Kelly Hrudey	.897
1996-97	Chris Terreri	.901
1995-96	Chris Terreri	.883
1994-95	Wade Flaherty	.903
1993-94	Arturs Irbe	.899
1992-93	Arturs Irbe	.886
1991-92	Jeff Hackett	.892

GOALS

2001-02	Evgeni Nabokov	1
---------	----------------	---

ASSISTS

2017-18	Aaron Dell	1
2016-17	None	
2015-16	Alex Stalock	1
2014-15	Antti Niemi	3
2013-14	Antti Niemi	2
2012-13	Antti Niemi	1
2011-12	None	
2010-11	Antti Niemi	1
2009-10	None	
2008-09	Evgeni Nabokov	1
2007-08	Evgeni Nabokov	1
2006-07	Vesa Toskala	3
2005-06	Vesa Toskala	1
	Evgeni Nabokov	1
2003-04	None	
2002-03	None	
2001-02	Evgeni Nabokov	3
2000-01	Evgeni Nabokov	2
1999-00	Steve Shields	1
1998-99	Steve Shields	1
1997-98	Mike Vernon	2
1996-97	None	
1995-96	Chris Terreri	5
1994-95	Wade Flaherty	1
1993-94	Arturs Irbe	2
1992-93	Jeff Hackett	1
	Brian Hayward	
1991-92	Jeff Hackett	2

PENALTY MINUTES

2017-18	Martin Jones	2
2016-17	None	
2015-16	None	
2014-15	Alex Stalock	2
2013-14	Alex Stalock	2
2012-13	Antti Niemi	2
2011-12	Antti Niemi	2
	Thomas Greiss	2
2010-11	Antti Niemi	2
	Antero Niittymäki	2
2009-10	Evgeni Nabokov	6
2008-09	Evgeni Nabokov	12
2007-08	Evgeni Nabokov	12
2006-07	Evgeni Nabokov	6
2005-06	Evgeni Nabokov	18
2003-04	Evgeni Nabokov	14
2002-03	Evgeni Nabokov	10
2001-02	Evgeni Nabokov	14
2000-01	Evgeni Nabokov	8
1999-00	Steve Shields	29
1998-99	Mike Vernon	8
1997-98	Mike Vernon	24
1996-97	Ed Belfour	8
1995-96	Arturs Irbe	4
	Chris Terreri	4
1994-95	Arturs Irbe	4
1993-94	Arturs Irbe	16
1992-93	Arturs Irbe	10
1991-92	Brian Hayward	14



ROOKIE SINGLE SEASON LEADERS

Active players on Sharks Roster in **bold**

GAMES PLAYED

1	Doug Zmolek	84	92-93
2	Torrey Mitchell	82	07-08
	Brad Stuart	82	99-00
4	Marc-Edouard Vlasic	81	06-07
	Marcel Goc	81	05-06
	Milan Michalek	81	05-06
7	Logan Couture	79	10-11
	Pat Falloon	79	91-92
9	Matt Carle	77	06-07
10	Joonas Donskoi	76	15-16
	Andrew Desjardins	76	11-12

GOALS

1	Logan Couture	32	10-11
2	Pat Falloon	25	91-92
3	Robert Gaudreau	23	92-93
4	Milan Michalek	17	05-06
5	Ryane Clowe	16	06-07
6	Tomas Hertl	15	13-14
	Jeff Friesen	15	94-95
8	Joe Pavelski	14	06-07
	Steve Bernier	14	05-06
10	Melker Karlsson	13	14-15
	Patrick Marleau	13	97-98
	Stephen Guolla	13	96-97
	Shean Donovan	13	95-96

ASSISTS

1	Pat Falloon	34	91-92
2	Matt Carle	31	06-07
	Marcus Ragnarsson	31	95-96
4	Brad Stuart	26	99-00
5	Joonas Donskoi	25	15-16
	David Williams	25	91-92
7	Logan Couture	24	10-11
8	Marc-Edouard Vlasic	23	06-07
9	Marco Sturm	20	97-98
	Robert Gaudreau	20	92-93

POINTS

1	Pat Falloon	59	91-92
2	Logan Couture	56	10-11
3	Robert Gaudreau	43	92-93
4	Matt Carle	42	06-07
5	Marcus Ragnarsson	39	95-96
6	Joonas Donskoi	36	15-16
	Brad Stuart	36	99-00
8	Milan Michalek	35	05-06
9	Ryane Clowe	34	06-07
10	Patrick Marleau	32	97-98

PLUS/MINUS

(MIN. 60 PERCENT OF TEAM'S GAMES PLAYED)

1	Matt Bradley	22	01-02
2	Logan Couture	18	10-11
3	Joakim Ryan	13	17-18
	Marc-Edouard Vlasic	13	06-07
5	Tomas Hertl	11	13-14
6	Kevin Labanc	9	16-17
	Matt Carle	9	06-07
8	Benn Ferriero	8	10-11
	Tom Preissing	8	03-04
	Andrew Zyuzin	8	97-98

PENALTY MINUTES

1	Link Gaetz	326	91-92
2	Doug Zmolek	229	92-93
3	Jeff Odgers	217	91-92
4	Dody Wood	138	95-96
5	Andrei Nazarov	94	94-95
6	Rob Davison	92	03-04
7	Jayson More	85	91-92
8	Ryane Clowe	78	06-07
9	Brad Staubitz	76	08-09
10	Dody Wood	71	92-93

POWER-PLAY GOALS

1	Logan Couture	10	'10-11
2	Matt Carle	8	'06-07
3	Joe Pavelski	5	'06-07
	Grant Stevenson	5	'05-06
	Brad Stuart	5	'99-00
	Pat Falloon	5	'91-92
	Jeff Friesen	5	'94-95
	Rob Gaudreau	5	'92-93
9	Matt Nieto	4	'13-14
	Ryane Clowe	4	'06-07
	Milan Michalek	4	'05-06
	Marcus Ragnarsson	4	'95-96
	Dale Craigwell	4	'91-92

SHORTHANDED GOALS

1	Torrey Mitchell	2	07-08
	Rob Gaudreau	2	92-93
3	Tomas Plihal	1	08-09
	Steve Bernier	1	05-06
	Brad Stuart	1	99-00
	Shean Donovan	1	95-96
	Dody Wood	1	95-96
	Jeff Friesen	1	94-95





Matt Carle

GAME-WINNING GOALS

1	Logan Couture	8	10-11
2	Niko Dimitrakos	4	03-04
3	Tomas Hertl	3	13-14
	Andrew Desjardins	3	11-12
	Joe Pavelski	3	06-07
	Ryane Clowe	3	06-07
	Jonathan Cheechoo	3	02-03
	Brad Stuart	3	99-00
	Marco Sturm	3	97-98
10	16 tied at 2	2	

SHOTS

1	Logan Couture	253	10-11
2	Rob Gaudreau	191	92-93
3	Pat Falloon	181	91-92
4.	Milan Michalek	159	05-06
5	Brad Stuart	133	99-00
6	Matt Nieto	124	13-14
7	Marco Sturm	118	97-98
8	Niko Dimitrakos	116	03-04
9	Joe Pavelski	111	06-07
	Matt Carle	111	06-07

HAT TRICKS

1	Rob Gaudreau	2	92-93
2	Tomas Hertl	1	13-14
	Ryane Clowe	1	06-07
	Alexei Yegorov	1	95-96

POINTS BY DEFENSEMAN

1	Matt Carle	42	06-07
2	Marcus Ragnarsson	39	95-96
3	Brad Stuart	36	99-00
4	David Williams	28	91-92
5	Marc-Edouard Vlasic	26	06-07
6	Sandis Ozolinsh	23	92-93
7	Jason Demers	21	09-10
8	Tom Pederson	20	92-93
9	Jim Fahey	19	02-03
	Tom Preissing	19	03-04

TEAM STATISTICS BY SEASON

Franchise best in **bold**

OVERALL RECORD

YEAR	RECORD	POINTS
2017-18	45-27-10	(100 points)
2016-17	46-29-7	(99 points)
2015-16	46-30-6	(98 points)
2014-15	40-33-9	(89 points)
2013-14	51-22-9	(111 points)
2012-13	25-16-7	(57 points)
2011-12	43-29-10	(96 points)
2010-11	48-25-9	(105 points)
2009-10	51-20-11	(113 points)
2008-09*	53-18-11	(117 points)
2007-08	49-23-10	(108 points)
2006-07	51-26-5	(107 points)
2005-06	44-27-11	(99 points)
2003-04	43-21-12-6	(104 points)
2002-03	28-37-9-8	(73 points)
2001-02	44-27-8-3	(99 points)
2000-01	40-27-12-3	(95 points)
1999-00	35-30-10-7	(87 points)
1998-99	31-33-18	(80 points)
1997-98	34-38-10	(78 points)
1996-97	27-47-8	(62 points)
1995-96	20-55-7	(47 points)
1994-95	19-25-4	(42 points)
1993-94	33-35-16	(82 points)
1992-93	11-71-2	(24 points)
1991-92	17-58-5	(39 points)

* — Presidents' Trophy



Rob Blake

HOME RECORD

YEAR	RECORD	POINTS
2017-18	25-13-3	(53 points)
2016-17	26-11-4	(56 points)
2015-16	18-20-3	(39 points)
2014-15	19-17-5	(43 points)
2013-14	29-7-5	(63 points)
2012-13	17-2-5	(39 points)
2011-12	26-12-3	(55 points)
2010-11	25-11-5	(55 points)
2009-10	27-6-8	(62 points)
2008-09	32-5-4 (led NHL)	(68 points)
2007-08	22-13-6	(50 points)
2006-07	25-12-4	(54 points)
2005-06	25-9-7	(57 points)
2003-04	24-8-7-2	(57 points)
2002-03	17-16-5-3	(42 points)
2001-02	25-11-3-2	(55 points)
2000-01	22-14-4-1	(49 points)
1999-00	21-14-3-3	(48 points)
1998-99	17-15-9	(43 points)
1997-98	17-19-5	(39 points)
1996-97	14-23-4	(32 points)
1995-96	12-26-3	(27 points)
1994-95	10-13-1	(21 points)
1993-94	19-13-10	(48 points)
1992-93	8-33-1	(17 points)
1991-92	14-23-3	(31 points)

ROAD RECORD

YEAR	RECORD	POINTS
2017-18	20-14-7	(47 points)
2016-17	20-18-3	(43 points)
2015-16	28-10-3 (led NHL)	(59 points)
2014-15	21-16-4	(46 points)
2013-14	22-15-4	(48 points)
2012-13	8-14-2	(18 points)
2011-12	17-17-7	(41 points)
2010-11	23-14-4	(50 points)
2009-10	24-14-3	(51 points)
2008-09	21-13-7	(49 points)
2007-08	27-10-4 (led NHL)	(58 points)
2006-07	26-14-1 (led NHL)	(53 points)
2005-06	19-18-4	(42 points)
2003-04	19-13-5-4	(47 points)
2002-03	11-21-4-5	(31 points)
2001-02	19-16-5-1	(44 points)
2000-01	18-13-8-2	(46 points)
1999-00	14-20-7-4	(39 points)
1998-99	14-18-9	(37 points)
1997-98	17-19-5	(39 points)
1996-97	13-24-4	(30 points)
1995-96	8-29-4	(20 points)
1994-95	9-12-3	(21 points)
1993-94	14-22-6	(34 points)
1992-93	3-38-1	(7 points)
1991-92	3-35-2	(8 points)

GOALS FOR

2017-18	252	(3.07 avg.)
2016-17	219	(2.67 avg.)
2015-16	241	(2.94 avg.)
2014-15	228	(2.80 avg.)
2013-14	249	(3.04 avg.)
2012-13	116	(2.42 avg.)
2011-12	219	(2.67 avg.)
2010-11	243	(2.96 avg.)
2009-10	257	(3.13 avg.)
2008-09	251	(3.06 avg.)
2007-08	216	(2.63 avg.)
2006-07	256	(3.12 avg.)
2005-06	265	(3.23 avg.)
2003-04	219	(2.67 avg.)
2002-03	214	(2.60 avg.)
2001-02	248	(3.02 avg.)
2000-01	217	(2.65 avg.)
1999-00	225	(2.74 avg.)
1998-99	196	(2.39 avg.)
1997-98	210	(2.56 avg.)
1996-97	211	(2.57 avg.)
1995-96	252	(3.07 avg.)
1994-95	129	(2.69 avg.)
1993-94	252	(3.00 avg.)
1992-93	218	(2.60 avg.)
1991-92	219	(2.74 avg.)

GOALS AGAINST

2017-18	229	(2.79 avg.)
2016-17	200	(2.44 avg.)
2015-16	210	(2.56 avg.)
2014-15	232	(2.83 avg.)
2013-14	200	(2.44 avg.)
2012-13	112	(2.33 avg.)
2011-12	205	(2.50 avg.)
2010-11	208	(2.54 avg.)
2009-10	209	(2.55 avg.)
2008-09	199	(2.43 avg.)
2007-08	187	(2.28 avg.)
2006-07	197	(2.40 avg.)
2005-06	235	(2.87 avg.)
2003-04	183	(2.23 avg.)
2002-03	239	(2.91 avg.)
2001-02	199	(2.42 avg.)
2000-01	192	(2.34 avg.)
1999-00	214	(2.61 avg.)
1998-99	191	(2.33 avg.)
1997-98	216	(2.63 avg.)
1996-97	278	(3.39 avg.)
1995-96	357	(4.35 avg.)
1994-95	161	(3.35 avg.)
1993-94	265	(3.15 avg.)
1992-93	414	(4.93 avg.)
1991-92	359	(4.49 avg.)

SHOTS FOR

2017-18	2,702	(33.95 avg.)
2016-17	2,453	(29.91 avg.)
2015-16	2,491	(30.4 avg.)
2014-15	2,591	(31.6 avg.)
2013-14	2,851	(34.8 avg.)
2012-13	1,526	(31.8 avg.)
2011-12	2,773	(33.8 avg.)
2010-11	2,832	(34.5 avg.)
2009-10	2,601	(31.7 avg.)
2008-09	2,720	(33.2 avg.)
2007-08	2,428	(29.6 avg.)
2006-07	2,346	(28.6 avg.)
2005-06	2,483	(30.1 avg.)
2003-04	2,300	(28.0 avg.)
2002-03	2,303	(28.0 avg.)
2001-02	2,228	(27.1 avg.)
2000-01	2,266	(27.6 avg.)
1999-00	2,248	(27.4 avg.)
1998-99	2,143	(26.1 avg.)
1997-98	2,169	(26.5 avg.)
1996-97	2,277	(27.8 avg.)
1995-96	2,143	(26.1 avg.)
1994-95	1,152	(24.0 avg.)
1993-94	2,101	(25.0 avg.)
1992-93	2,384	(28.4 avg.)
1991-92	2,340	(29.3 avg.)

SHOTS AGAINST

2017-18	2,488	(30.3 avg.)
2016-17	2,269	(27.67 avg.)
2015-16	2,247	(27.4 avg.)
2014-15	2,436	(29.7 avg.)
2013-14	2,281	(27.8 avg.)
2012-13	1,390	(29.0 avg.)
2011-12	2,342	(28.6 avg.)
2010-11	2,369	(28.9 avg.)
2009-10	2,571	(31.3 avg.)
2008-09	2,228	(27.1 avg.)
2007-08	1,981	(24.1 avg.)
2006-07	2,149	(26.2 avg.)
2005-06	2,180	(26.6 avg.)
2003-04	2,373	(28.9 avg.)
2002-03	2,392	(29.2 avg.)
2001-02	2,335	(28.5 avg.)
2000-01	2,169	(26.5 avg.)
1999-00	2,357	(27.4 avg.)
1998-99	2,217	(27.0 avg.)
1997-98	2,020	(24.6 avg.)
1996-97	2,398	(29.2 avg.)
1995-96	2,716	(33.1 avg.)
1994-95	1,517	(31.6 avg.)
1993-94	2,389	(28.4 avg.)
1992-93	3,080	(36.7 avg.)
1991-92	2,900	(36.3 avg.)



PENALTY MINUTES

2017-18	630	(7.68 avg.)
2016-17	642	(7.83 avg.)
2015-16	727	(8.9 avg.)
2014-15	760	(9.3 avg.)
2013-14	737	(9.0 avg.)
2012-13	521	(10.9 avg.)
2011-12	792	(9.6 avg.)
2010-11	931	(11.4 avg.)
2009-10	1,155	(14.1 avg.)
2008-09	1,053	(12.8 avg.)
2007-08	1,075	(13.1 avg.)
2006-07	955	(11.6 avg.)
2005-06	1,058	(12.9 avg.)
2003-04	1,091	(13.3 avg.)
2002-03	1,112	(13.5 avg.)
2001-02	1,249	(15.2 avg.)
2000-01	1,364	(16.6 avg.)
1999-00	1,292	(15.8 avg.)
1998-99	1,423	(17.4 avg.)
1997-98	1,397	(17.0 avg.)
1996-97	2,085	(25.4 avg.)
1995-96	1,480	(18.0 avg.)
1994-95	840	(17.5 avg.)
1993-94	1,343	(16.0 avg.)
1992-93	2,134	(25.4 avg.)
1991-92	1,894	(23.7 avg.)

SHORTHANDED GOALS

2017-18	8
2016-17	7
2015-16	6
2014-15	4
2013-14	8
2012-13	3
2011-12	3
2010-11	6
2009-10	8
2008-09	12
2007-08	7
2006-07	7
2005-06	10
2003-04	9
2002-03	5
2001-02	15
2000-01	8
1999-00	16
1998-99	8
1997-98	10
1996-97	9
1995-96	15
1994-95	6
1993-94	6
1992-93	13
1991-92	11



Mike Grier

SHORTHANDED GOALS ALLOWED

2017-18	3
2016-17	6
2015-16	7
2014-15	5
2013-14	5
2012-13	4
2011-12	4
2010-11	7
2009-10	9
2008-09	11
2007-08	9
2006-07	4
2005-06	11
2003-04	9
2002-03	10
2001-02	6
2000-01	10
1999-00	4
1998-99	4
1997-98	5
1996-97	11
1995-96	20
1994-95	5
1993-94	13
1992-93	15
1991-92	17

POWER PLAY PERCENTAGE

2017-18	20.6%	(53-257)
2016-17	16.7%	(41-246)
2015-16	22.5%	(62-275)
2014-15	21.6%	(55-254)
2013-14	17.2%	(50-291)
2012-13	20.1%	(34-169)
2011-12	21.1%	(57-270)
2010-11	23.5%	(68-289)
2009-10	21.0%	(65-309)
2008-09	24.2%	(87-360)
2007-08	18.8%	(70-372)
2006-07	22.4%	(92-410)
2005-06	18.2%	(91-500)
2003-04	16.6%	(56-337)
2002-03	18.1%	(68-375)
2001-02	16.0%	(59-369)
2000-01	14.0%	(57-406)
1999-00	16.4%	(62-377)
1998-99	13.3%	(53-399)
1997-98	13.5%	(54-400)
1996-97	14.3%	(50-349)
1995-96	16.1%	(62-385)
1994-95	11.8%	(24-203)
1993-94	16.0%	(68-424)
1992-93	16.1%	(66-409)
1991-92	17.1%	(64-374)

PENALTY KILLING PERCENTAGE

2017-18	84.8%	(34-224)
2016-17	80.7%	(41-212)
2015-16	80.5%	(46-236)
2014-15	78.5%	(48-223)
2013-14	84.9%	(33-219)
2012-13	85.0%	(22-147)
2011-12	76.9%	(52-225)
2010-11	79.6%	(56-274)
2009-10	85.0%	(49-327)
2008-09	83.3%	(51-306)
2007-08	85.8% (led NHL)	(44-310)
2006-07	83.3%	(55-330)
2005-06	80.7%	(77-399)
2003-04	85.3%	(47-319)
2002-03	81.0%	(68-358)
2001-02	85.8%	(54-381)
2000-01	86.2%	(61-441)
1999-00	83.6%	(61-372)
1998-99	85.0%	(61-407)
1997-98	85.2%	(59-398)
1996-97	83.9%	(66-409)
1995-96	76.6%	(93-397)
1994-95	81.3%	(39-208)
1993-94	78.6%	(77-360)
1992-93	76.7%	(113-483)
1991-92	78.1%	(89-407)

TEAM SHUTOUTS

2017-18	6
2016-17	3
2015-16	9
2014-15	8
2013-14	6
2012-13	5
2011-12	6
2010-11	6
2009-10	3
2008-09	9
2007-08	7
2006-07	11
2005-06	5
2003-04	11
2002-03	5
2001-02	9
2000-01	9
1999-00	5
1998-99	8
1997-98	7
1996-97	1
1995-96	0
1994-95	5
1993-94	3
1992-93	1
1991-92	0

POINTS PERCENTAGE

2017-18	.610
2016-17	.604
2015-16	.598
2014-15	.543
2013-14	.677
2012-13	.594
2011-12	.585
2010-11	.640
2009-10	.689
2008-09	.713 (led NHL)
2007-08	.659
2006-07	.652
2005-06	.604
2003-04	.634
2002-03	.445
2001-02	.603
2000-01	.579
1999-00	.530
1998-99	.488
1997-98	.476
1996-97	.378
1995-96	.329
1994-95	.438
1993-94	.488
1992-93	.143
1991-92	.244



SPECIAL TEAMS BY SEASON

POWER PLAY

SEASON	PPG	HOME ATT	PCT.	PPG	ROAD ATT	PCT.	PPG	TOTAL ATT	PCT.
2017-18	32	136	23.5	21	121	17.3	53	257	20.6
2016-17	23	126	18.3	18	120	15.0	41	246	16.7
2015-16	33	148	22.3	29	127	22.8	62	275	22.5
2014-15	30	126	23.8	25	128	19.5	55	254	21.6
2013-14	26	162	16.0	24	129	18.6	50	291	17.2
2012-13	21	82	25.6	13	87	14.9	34	169	20.1
2011-12	29	139	20.9	28	131	21.4	57	270	21.1
2010-11	41	153	26.8*	27	136	19.9	68	289	23.5
2009-10	31	158	19.6	34	151	22.5	65	309	21.0
2008-09	41	197	20.8	46	163	28.2*	87	360	24.2
2007-08	39	206	18.9	31	166	18.7	70	372	18.8
2006-07	53	223	23.8	39	187	20.9	92	410	22.4
2005-06	48	257	18.7	43	243	17.7	91	500	18.2
2003-04	29	172	16.9	27	165	16.4	56	337	16.6
2002-03	37	190	19.5	31	185	16.8	68	375	18.1
2001-02	35	195	17.9	24	174	13.8	59	369	16.0
2000-01	32	219	14.6	25	187	13.4	57	406	14.0
1999-00	34	204	16.7	28	173	16.2	62	377	16.4
1998-99	23	199	11.6	30	200	15.0	53	399	13.3
1997-98	26	219	11.9	28	181	15.5	54	400	13.5
1996-97	29	175	16.6	21	174	12.1	50	349	14.3
1995-96	30	199	15.1	32	186	17.2	62	385	16.1
1994-95	14	114	12.3	10	89	11.2	24	203	11.8
1993-94	38	236	16.1	30	188	16.0	68	424	16.0
1992-93	41	225	18.2	25	184	13.6	66	409	16.1
1991-92	36	204	17.6	28	170	16.5	64	374	17.1
TOTALS	851	4664	18.2	717	4147	17.3	1568	8811	17.8

PENALTY KILLING

SEASON	PPGA	HOME TSH	PCT.	PPGA	ROAD TSH	PCT.	PPGA	TOTAL TSH	PCT.
2017-18	12	105	88.6	22	119	81.5	34	224	84.8
2016-17	20	99	79.8	21	113	81.4	41	212	80.7
2015-16	26	115	77.4	20	121	83.5	46	236	80.5
2014-15	22	107	79.4	26	116	77.6	48	223	78.5
2013-14	16	122	86.9	17	97	82.5	33	219	84.9
2012-13	8	64	87.5	14	83	83.1	22	147	85.0
2011-12	28	105	73.3	24	120	80.0	52	225	76.9
2010-11	26	124	79.0	30	150	80.0	56	274	79.6
2009-10	22	151	85.4	27	176	84.7	49	327	85.0
2008-09	20	135	85.2	31	171	81.9	51	306	83.3
2007-08	27	149	81.9	17	161	89.4*	44	310	85.8*
2006-07	23	167	86.2	32	163	80.4	55	330	83.3
2005-06	36	169	81.7	41	203	79.8	77	399	80.7
2003-04	13	145	91.0	34	174	80.5	47	319	85.3
2002-03	34	169	79.9	34	189	82.0	68	358	81.0
2001-02	22	170	87.1	32	211	84.8	54	381	85.8
2000-01	34	197	82.7	27	244	88.9	61	441	86.2
1999-00	31	188	83.5	30	184	83.7	61	372	83.6
1998-99	27	215	87.4	34	192	82.3	61	407	85.0
1997-98	32	191	83.2	27	207	87.0	59	398	85.2
1996-97	33	189	82.5	33	220	85.0	66	409	83.9
1995-96	45	191	76.4	48	206	76.7	93	397	76.6
1994-95	17	96	82.3	22	112	80.4	39	208	81.3
1993-94	40	181	77.9	37	179	79.3	77	360	78.6
1992-93	58	231	74.9	55	252	78.2	113	483	76.6
1991-92	35	211	83.4	54	196	72.4	89	407	78.1
TOTALS	707	4013	82.4	789	4359	81.9	1496	8372	82.1

* — led NHL



HAT TRICKS

Active players on Sharks Roster in **bold**

SHARKS (58)

GOALS	PLAYER	DATE	GAME	SCORE	GOALTENDER(S)
4	Evander Kane	March 16, 2018	at Vancouver	7-4 W	Mike Smith
3	Logan Couture	Oct. 22, 2017	at NY Islanders	3-5 L	Thomas Greiss
4	Patrick Marleau	Jan. 23, 2017	at Colorado	5-2 W	Spencer Martin
3	Mikkel Boedker	Jan. 10, 2017	at Edmonton	5-3 W	Cam Talbot
3	Logan Couture	March 29, 2016	at Vancouver	4-1 W	Jacob Markstrom (2), Empty Net (1)
3	Joel Ward	Oct. 24, 2015	vs. Carolina	5-2 W	Eddie Lack (2), Empty Net (1)
3	Joe Pavelski	Feb. 13, 2015	at Arizona	4-2 W	Mike Smith (3)
3	Martin Havlat	April 11, 2014	vs. Colorado	5-1 W	Jean-Sebastien Giguere (3)
3	Joe Pavelski	March 25, 2014	at Edmonton	5-2 W	Ben Scrivens (3)
3	Joe Pavelski	Feb. 27, 2014	at Philadelphia	7-3 W	Steve Mason (2), Ray Emery (1)
3	Joe Pavelski	Jan. 18, 2014	at Tampa Bay	5-4 W	Ben Bishop
3	Brent Burns	Nov. 29, 2013	vs. St. Louis	6-3 W	Brian Elliot (2), Jaroslav Halak (1)
4	Tomas Hertl	Oct. 8, 2013	vs. NY Rangers	9-2 W	Henrik Lundqvist (1), Martin Biron (3)
3	Patrick Marleau	Nov. 20, 2011	at Colorado	4-1 W	J-S Giguere (2), Empty Net (1)
3	Devin Setoguchi	Feb. 19, 2011	vs. Colorado	4-0 W	Peter Budaj
3	Joe Thornton	Oct. 27, 2010	vs. New Jersey	5-2 W	Martin Brodeur
3	Patrick Marleau	Nov. 27, 2009	at Edmonton	5-4 W (SO)	Jeff Deslauriers
3	Dany Heatley	Nov. 20, 2009	vs. Philadelphia	6-3 W	Ray Emery
3	Dany Heatley	Oct. 8, 2009	vs. Columbus	6-3 W	Steve Mason (2), Mathieu Garon (1)
3	Joe Thornton	March 25, 2008	at Phoenix	4-5 L (OT)	Ilya Bryzgalov
3	Jonathan Cheechoo	Feb. 9, 2008	vs. Nashville	4-3 W	Chris Mason
3	Jonathan Cheechoo	April 1, 2007	vs. Los Angeles	6-2 W	Sean Burke
3	Jonathan Cheechoo	March 22, 2007	at Atlanta	5-1 W	Kari Lehtonen (2), Johan Hedberg (1)
3	Bill Guerin	March 13, 2007	vs. Chicago	7-1 W	Patrick Lalime
3	Ryane Clowe	Jan. 6, 2007	vs. Columbus	5-2 W	Fredrik Norrena
3	Patrick Marleau	Nov. 9, 2006	at Los Angeles	7-3 W	Mathieu Garon
3	Jonathan Cheechoo	Oct. 12, 2006	at Edmonton	4-6 L	Dwayne Roloson
3	Jonathan Cheechoo	April 15, 2006	vs. Anaheim	6-3 W	J.S. Giguere (2), Ilya Bryzgalov (0), Empty Net (1)
3	Jonathan Cheechoo	March 13, 2006	vs. Los Angeles	4-3 W	Mathieu Garon
3	Jonathan Cheechoo	Feb. 1, 2006	at Anaheim	6-4 W	Ilya Bryzgalov
3	Jonathan Cheechoo	Jan. 5, 2006	vs. Columbus	6-3 W	Marc Denis
3	Jonathan Cheechoo	Dec. 20, 2005	vs. Anaheim	4-2 W	J.S. Giguere
3	Alyn McCauley	Nov. 1, 2003	at Florida	6-2 W	Steve Shields
3	Patrick Marleau	April 6, 2002	vs. Detroit	6-3 W	Manny Legace
3	Mike Ricci	April 7, 2001	vs. Dallas	4-5 L (OT)	Ed Belfour
3	Teemu Selanne	March 29, 2001	vs. Anaheim	7-4 W	Jean-Sebastien Giguere (2), Empty Net (1)
3	Scott Thornton	March 7, 2001	at Florida	3-3 T	Roberto Luongo
3	Todd Harvey	Dec. 18, 2000	at Washington	5-3 W	Olaf Kolzig (2), Empty Net (1)
3	Jeff Friesen	Oct. 4, 1999	vs. Chicago	7-1 W	Joeyln Thibault (1), Steve Passmore (2)
3	Owen Nolan	Oct. 4, 1999	vs. Chicago	7-1 W	Jocelyn Thibault
3	Vincent Damphousse	April 3, 1999	vs. Vancouver	5-2 W	Garth Snow (2), Empty Net (1)
3	Marco Sturm	Dec. 23, 1998	at Edmonton	5-3 W	Bob Essensa (1), Mikhail Shtalenkov (1), Empty Net (1)
3	Tony Granato	April 4, 1997	vs. Colorado	7-6 W	Craig Billington
3	Owen Nolan	Oct. 27, 1996	at Chicago	6-2 W	Jimmy Waite (2)/E. Belfour (1)
3	Tony Granato	Oct. 6, 1996	at Los Angeles	7-6 W	Stephane Fiset
3	Jeff Friesen	March 20, 1996	at Winnipeg	7-1 W	Nikolai Khabibulin (2)/Dominic Roussel (1)
3	Alexei Yegorov	Feb. 20, 1996	at Calgary	3-5 L	Rick Tabaracci





GOALS	PLAYER	DATE	GAME	SCORE	GOALTENDER(S)
3	Kevin Miller	Jan. 30, 1996	vs. Hartford	8-2 W	Sean Burke (1)/Jason Muzzatti (2)
3	Ray Sheppard	Jan. 13, 1996	at Pittsburgh	10-8 W	Tom Barrasso
4	Owen Nolan	Dec. 19, 1995	at Anaheim	7-4 W	Guy Hebert (1)/Mikhail Shtalenkov (3)
3	Ulf Dahlen	April 2, 1994	vs. Vancouver	7-4 W	Kay Whitmore
3	Sergei Makarov	March 29, 1994	vs. Winnipeg	9-4 W	Tim Cheveldae
3	Igor Larionov	March 25, 1994	at Winnipeg	8-3 W	Tim Cheveldae
3	Rob Gaudreau	Feb. 6, 1994	at Dallas	7-1 W	D. Wakaluk (2)/Andy Moog (1)
3	Igor Larionov	Jan. 15, 1994	vs. Hartford	8-2 W	Sean Burke
3	Johan Garpenlov	April 1, 1993	vs. Winnipeg	5-9 L	Bob Essensa
3	Rob Gaudreau	Dec. 12, 1992	vs. Quebec	7-8 L	Ron Hextall
3	Rob Gaudreau	Dec. 3, 1992	vs. Hartford	5-7 L	Sean Burke

OPPONENTS (83)

GOALS	PLAYER	DATE	GAME	SCORE	GOALTENDER(S)
3	Jamie Benn	April 3, 2018	vs. Dallas	2-4 L	Martin Jones (2), Empty Net (1)
3	Evgeni Malkin	Jan. 31, 2018	at Pittsburgh	2-5 L	Martin Jones (2), Empty Net (1)
3	Wayne Simmonds	Oct. 4, 2017	vs. Philadelphia	3-5 L	Martin Jones (2), Empty Net (1)
3	Milan Lucic	April 6, 2017	vs. Edmonton	2-4 L	Martin Jones
3	Adam Cracknell	March 24, 2017	at Dallas	1-6 L	Aaron Dell
3	Nathan MacKinnon	Dec. 28, 2015	vs. Colorado	3-6 L	Martin Jones (2), Empty Net (1)
3	TJ Oshie	Jan. 3, 2015	vs. St. Louis	2-7 L	Antti Niemi (2), Alex Stalock (1)
3	Tyler Seguin	Nov. 8, 2014	at Dallas	5-3 W	Alex Stalock
4	Martin St. Louis	Jan. 18, 2014	at Tampa Bay	5-4 W	Antti Niemi
3	Vladimir Sobotka	March 9, 2013	vs. St. Louis	3-4 L OT	Antti Niemi
3	Jeff Carter	Feb. 21, 2012	at Columbus	3-6 L	Antti Niemi (1), Thomas Greiss (2)
3	Olli Jokinen	Feb. 8, 2012	vs. Calgary	3-4 L	Antti Niemi
3	Corey Perry	April 6, 2011	at Anaheim	2-6 L	Antero Niittymäki
3	Rick Nash	Nov. 20, 2010	vs. Columbus	0-3 L	Antero Niittymäki
3	Steve Ott	March 31, 2010	at Dallas	1-5 L	Evgeni Nabokov
3	Owen Nolan	Jan. 30, 2007	at Calgary	4-5 L	Evgeni Nabokov
3	Bill Guerin	Feb. 13, 2007	at St. Louis	6-5 W	Vesa Toskala
3	Jeremy Roenick	Dec. 30, 2006	at Phoenix	0-8 L	Evgeni Nabokov (1), Vesa Toskala (2)
3	Ryan Smyth	Oct. 12, 2006	at Edmonton	4-6 L	Evgeni Nabokov
3	Steven Reinprecht	April 1, 2006	vs. Phoenix	3-4 L OT	Vesa Toskala
3	Mathieu Schneider	Nov. 26, 2005	vs. Detroit	6-7 L	Evgeni Nabokov
3	Brian Rolston	Nov. 5, 2005	vs. Minnesota	1-3 L	Nolan Schaefer (2), Empty Net (1)
3	Steve Sullivan	Feb. 18, 2004	at Nashville	3-7 L	Evgeni Nabokov



GOALS	PLAYER	DATE	GAME	SCORE	GOALTENDER(S)
3	Josef Vasicek	Oct. 28, 2003	at Carolina	0-3 L	Vesa Toskala
3	Steven Reinprecht	Jan. 4, 2003	vs. Colorado	1-6 L	Evgeni Nabokov (1), Miikka Kiprusoff (2)
3	Tyler Arnason	Dec. 28, 2002	vs. Chicago	3-3 T	Evgei Nabokov
3	Andreas Johansson	Nov. 27, 2002	at Nashville	2-4 L	Evgeni Nabokov
3	Markus Naslund	Oct. 21, 2002	vs. Vancouver	2-5 L	Vesa Toskala (1), Miikka Kiprusoff (2)
3	Espen Knutsen	Jan. 24, 2002	at Columbus	2-6 L	Evgeni Nabokov (2), Miikka Kiprusoff (1)
3	Patrik Elias	Oct. 18, 2001	at New Jersey	1-6 L	Evgeni Nabokov (2), Miikka Kiprusoff (1)
3	Brendan Shanahan	Oct. 4, 2001	vs. Detroit	3-4 L OT	Evgeni Nabokov
3	Paul Kariya	March 29, 2001	vs. Anaheim	7-4 W	Evgeni Nabokov (2), Miikka Kiprusoff (1)
3	Tomas Holmstrom	March 18, 2001	vs. Detroit	4-6 L	Evgeni Nabokov (2), Miikka Kiprusoff (1)
3	Daniel Alfredsson	March 1, 2001	at Ottawa	4-8 L	Evgeni Nabokov (1), Steve Shields (2)
3	Todd Bertuzzi	Dec. 30, 2000	vs. Vancouver	3-6 L	Evgeni Nabokov
3	Harold Druken	Dec. 8, 2000	vs. Vancouver	1-6 L	Evgeni Nabokov (1)/Steve Shields (2)
3	Theoren Fleury	Oct. 10, 1998	vs. Calgary	3-2 L	Mike Vernon
3	Keith Tkachuk	Dec. 26, 1997	vs. Phoenix	0-4 L	Kelly Hrudey (1), Mike Vernon (2)
3	Teemu Selanne	Nov. 10, 1997	at Anaheim	6-4 W	Mike Vernon
3	Zigmund Palffy	Oct. 16, 1997	vs. NY Islanders	2-5 L	Mike Vernon
3	Brendan Shanahan	Feb. 12, 1997	at Detroit	1-7 L	Wade Flaherty
3	Teemu Selanne	Nov. 1, 1996	at Anaheim	3-4 L	Kelly Hrudey
3	John LeClair	March 17, 1996	at Philadelphia	2-8 L	Geoff Sarjeant
3	Brett Hull	March 15, 1996	vs. St. Louis	2-4 L	Terreri (1)/Sarjeant (2)
3	Brian Bellows	March 1, 1996	vs. Tampa Bay	3-7 L	Wade Flaherty
3	Jason Wiemer	March 1, 1996	vs. Tampa Bay	3-7 L	Wade Flaherty
3	Teemu Selanne	Feb. 25, 1996	at Anaheim	3-4 L	Chris Terreri
3	Gary Roberts	Feb. 20, 1996	at Calgary	3-5 L	Chris Terreri
3	Valeri Kamensky	Dec. 5, 1995	at Colorado	2-12 L	Chris Terreri (2)/Wade Flaherty (1)
3	Cliff Ronning	Dec. 1, 1995	at Vancouver	2-7 L	Chris Terreri (2)/Wade Flaherty (1)
3	Ron Francis	Nov. 10, 1995	vs. Pittsburgh	1-9 L	Arturs Irbe (2)/Wade Flaherty (1)
3	Donald Audette	Nov. 8, 1995	at Buffalo	2-7 L	Wade Flaherty
3	Alexander Mogilny	Oct. 14, 1995	vs. Vancouver	6-7 L	Wade Flaherty
3	Joe Nieuwendyk	April 10, 1995	at Calgary	3-8 L	Wade Flaherty (3)/Arturs Irbe
3	Nelson Emerson	March 28, 1995	vs. Winnipeg	6-5 W	Arturs Irbe (3)/Wade Flaherty
3	Bernie Nicholls	March 21, 1995	vs. Chicago	3-7 L	Wade Flaherty
3	Mike Modano	Feb. 21, 1994	vs. Dallas	3-6 L	Jimmy Waite
5	Mike Ricci	Feb. 17, 1994	vs. Quebec	2-8 L	Arturs Irbe (3)/Jimmy Waite (2)
3	Mikael Renberg	Feb. 15, 1994	vs. Philadelphia	4-6 L	Arturs Irbe
3	Patrick Flatley	Feb. 1, 1994	at N.Y. Islanders	4-5 L	Arturs Irbe
3	Vyacheslav Kozlov	Jan. 6, 1994	vs. Detroit	3-10 L	Arturs Irbe (2)/Jimmy Waite (1)
3	Ray Sheppard	Jan. 6, 1994	vs. Detroit	3-10 L	Arturs Irbe (2)/Jimmy Waite (1)
3	Scott Young	Dec. 19, 1993	at Quebec	5-7 L	Jimmy Waite
3	Kevin Miller	Oct. 21, 1993	at St. Louis (@ Sacto.)	2-5 L	Jimmy Waite
3	Stephane Richer	March 29, 1993	at New Jersey	0-5 L	Jeff Hackett
3	Ronnie Stern	Feb. 10, 1993	at Calgary	1-13 L	Arturs Irbe (2)/Jeff Hackett (1)
3	Robert Reichel	Feb. 10, 1993	at Calgary	1-13 L	Arturs Irbe (2)/Jeff Hackett (1)
3	Bob Kudelski	Jan. 10, 1993	at Ottawa	2-3 L	Jeff Hackett
3	Scott Young	Dec. 12, 1992	vs. Quebec	7-8	Brian Hayward
3	Mike Donnelly	Nov. 8, 1992	vs. Los Angeles	4-11 L	Arturs Irbe
3	Jari Kurri	Nov. 8, 1992	vs. Los Angeles	4-11 L	Arturs Irbe
3	Luc Robitaille	Nov. 8, 1992	vs. Los Angeles	4-11 L	Arturs Irbe
3	Rick Tocchet	March 6, 1992	vs. Pittsburgh	3-7 L	Jarmo Myllys
3	Jimmy Carson	Feb. 15, 1992	at Detroit	1-11 L	Arturs Irbe (3)/Jarmo Myllys
3	Dale Hawerchuk	Feb. 14, 1992	at Buffalo	6-7 L	Jarmo Myllys
3	Stephan Lebeau	Feb. 12, 1992	at Montreal	1-6	Jeff Hackett
3	John Druce	Feb. 9, 1992	at Washington	2-6 L	Jeff Hackett (3)/Jarmo Myllys
3	John Cullen	Feb. 4, 1992	vs. Hartford	6-5 W	Jeff Hackett
3	Igor Larionov	Dec. 28, 1991	vs. Vancouver	2-3 L	Jeff Hackett
3	Kevin Stevens	Dec. 5, 1991	vs. Pittsburgh	0-8 L	Jeff Hackett/Arturs Irbe (1)/ Brian Hayward (2)
3	Wayne Gretzky	Nov. 23, 1991	at Los Angeles	4-6 L	Arturs Irbe
3	Pat LaFontaine	Nov. 12, 1991	vs. Buffalo	1-7 L	Arturs Irbe (1)/Jeff Hackett (2)
3	Bob Kudelski	Oct. 16, 1991	at Los Angeles	5-8 L	Jeff Hackett



SHUTOUTS

Active players on Sharks Roster in **bold**.

SHARKS (148)

DATE	OPPONENT	GOALTENDER	SCORE	SAVES
March 8, 2018	vs. St. Louis	Martin Jones	2-0	16
Dec. 23, 2017	vs. Los Angeles	Martin Jones	2-0	28
Dec. 9, 2017	vs. Ottawa	Aaron Dell	5-0	25
Nov. 25, 2017	vs. Winnipeg	Martin Jones	4-0	38
Nov. 11, 2017	vs. Vancouver	Aaron Dell	5-0	41
Oct. 20, 2017	at New Jersey	Martin Jones	3-0	28
Dec. 30, 2016	vs. Philadelphia	Aaron Dell	2-0	21
Nov. 21, 2016	vs. New Jersey	Martin Jones	4-0	26
Nov. 8, 2016	at Washington	Martin Jones	3-0	24
April 9, 2016	vs. Arizona	Martin Jones	1-0	20
April 5, 2016	at Minnesota	James Reimer	3-0	29
March 20, 2016	vs. Arizona	James Reimer	3-0	25
March 8, 2016	at Edmonton	James Reimer	3-0	31
Feb. 9, 2016	at Chicago	Martin Jones	2-0	33
Jan. 9, 2016	vs. Toronto	Martin Jones	7-0	28
Nov. 19, 2015	at Philadelphia	Martin Jones	1-0	34
Oct. 13, 2015	at Washington	Martin Jones	5-0	31
Oct. 10, 2015	vs. Anaheim	Martin Jones	2-0	27
March 12, 2015	vs. Nashville	Antti Niemi	2-0	35
March 2, 2015	vs. Montreal	Alex Stalock	4-0	20
Jan. 31, 2015	vs. Chicago	Antti Niemi	2-0	31
Dec. 31, 2014	at Anaheim	Antti Niemi	3-0	28
Dec. 13, 2014	vs. Nashville	Antti Niemi	2-0	29
Nov. 16, 2014	vs. Carolina	Troy Grosenick	2-0	45
Oct. 11, 2014	vs. Winnipeg	Alex Stalock	3-0	30
Oct. 8, 2014	vs. Los Angeles	Antti Niemi	4-0	34
March 16, 2014	at NY Rangers	Antti Niemi	1-0	41
March 8, 2014	vs. Montreal	Antti Niemi	4-0	27
Jan. 23, 2014	vs. Winnipeg	Alex Stalock	1-0	20
Jan. 16, 2014	vs. Florida	Alex Stalock	3-0	24
Oct. 26, 2013	at Montreal	Antti Niemi	2-0	22
Oct. 21, 2013	at Detroit	Antti Niemi	1-0 (SO)	24 (3/3 in shootout)
April 15, 2013	at Phoenix	Antti Niemi	4-0	35
March 28, 2013	vs. Detroit	Antti Niemi	2-0	27
March 27, 2013	vs. Anaheim	Antti Niemi	4-0	22
Feb. 9, 2013	vs. Phoenix	Antti Niemi	0-1 (SO)	21 (0/2 in shootout)
Jan. 26, 2013	vs. Colorado	Thomas Greiss	4-0	24
March 31, 2012	vs. Dallas	Antti Niemi	3-0	22
Feb. 28, 2012	vs. Philadelphia	Antti Niemi	1-0	26
Jan. 31, 2012	vs. Columbus	Antti Niemi	6-0	30
Jan. 24, 2012	at Calgary	Antti Niemi	1-0	25
Jan. 12, 2012	at Winnipeg	Antti Niemi	2-0	24
Nov. 23, 2011	vs. Chicago	Antti Niemi	1-0	34
March 31, 2011	vs. Dallas	Antti Niemi	6-0	29
Feb. 19, 2011	vs. Colorado	Antti Niemi	4-0	25
Feb. 8, 2011	at Washington	Antti Niemi	2-0	25
Feb. 5, 2011	at Boston	Antti Niemi	2-0	26
Jan. 1, 2011	at Los Angeles	Antti Niemi	1-0	29
Dec. 2, 2010	at Ottawa	Antti Niemi	4-0	28
March 25, 2010	vs. Dallas	Evgeni Nabokov	3-0	27
Nov. 7, 2009	vs. Pittsburgh	Evgeni Nabokov	5-0	27
Oct. 12, 2009	vs. Phoenix	Evgeni Nabokov	0-1 (SO)	30 (1/3 in shootout)
April 7, 2009	vs. Colorado	Evgeni Nabokov	1-0 (SO)	20 (3/3 in shootout)
March 15, 2009	at Anaheim	Evgeni Nabokov	1-0	34
Feb. 23, 2009	at Dallas	Evgeni Nabokov	1-0	29
Jan. 29, 2009	vs. Phoenix	Evgeni Nabokov	2-0	24
Jan. 27, 2009	at Colorado	Evgeni Nabokov	3-0	31
Dec. 23, 2008	vs. Vancouver	Evgeni Nabokov	5-0	33
Dec. 11, 2008	vs. Anaheim	Evgeni Nabokov	2-0	31
Oct. 25, 2008	at Tampa Bay	Brian Boucher	3-0	22
Oct. 12, 2008	at Los Angeles	Brian Boucher	1-0	21



DATE	OPPONENT	GOALTENDER	SCORE	SAVES
March 1, 2008	at St. Louis	Brian Boucher	2-0	24
Jan. 29, 2008	at Edmonton	Evgeni Nabokov	3-0	13
Dec. 28, 2007	at St. Louis	Evgeni Nabokov	1-0	26
Dec. 7, 2007	at Phoenix	Evgeni Nabokov	1-0	27
Nov. 15, 2007	at Phoenix	Evgeni Nabokov	6-0	15
Nov. 12, 2007	vs. Phoenix	Evgeni Nabokov	5-0	25
Oct. 20, 2007	vs. Nashville	Evgeni Nabokov	3-0	22
March 16, 2007	vs. Columbus	Evgeni Nabokov	3-0	35
March 11, 2007	vs. Edmonton	Evgeni Nabokov	3-0	22
March 6, 2007	at Minnesota	Evgeni Nabokov	3-0	26
March 4, 2007	at Dallas	Evgeni Nabokov	4-0	26
Feb. 22, 2007	at Chicago	Evgeni Nabokov	2-0	21
Dec. 11, 2006	vs. Phoenix	Vesa Toskala	4-0	23
Nov. 28, 2006	at St. Louis	Vesa Toskala	2-0	29
Nov. 25, 2006	vs. New Jersey	Evgeni Nabokov	2-0	24
Oct. 23, 2006	at Columbus	Vesa Toskala	3-0	23
Oct. 17, 2006	vs. Dallas	Evgeni Nabokov	2-0	32
Oct. 7, 2006	vs. New York Islanders	Evgeni Nabokov	2-0	26
April 6, 2006	at Los Angeles	Vesa Toskala	5-0	14
March 21, 2006	at St. Louis	Vesa Toskala	6-0	33
Jan. 12, 2006	at Ottawa	Evgeni Nabokov	2-0	40
Dec. 2, 2005	at Buffalo	Evgeni Nabokov	5-0	20
		Nolan Schaefer		7
Nov. 4, 2005	at Anaheim	Nolan Schaefer	1-0	21
March 31, 2004	at Los Angeles	Evgeni Nabokov	3-0	22
March 26, 2004	at Phoenix	Vesa Toskala	3-0	30
Feb. 29, 2004	vs. St. Louis	Evgeni Nabokov	1-0	24
Feb. 5, 2004	vs. Phoenix	Evgeni Nabokov	5-0	20
Feb. 3, 2004	vs. Florida	Evgeni Nabokov	3-0	26
Jan. 24, 2004	vs. Minnesota	Evgeni Nabokov	4-0	24
Dec. 31, 2003	at Columbus	Evgeni Nabokov	1-0	26
Dec. 27, 2003	vs. Los Angeles	Evgeni Nabokov	5-0	25
Dec. 13, 2003	vs. Anaheim	Evgeni Nabokov	2-0	28
Nov. 21, 2003	at Phoenix	Evgeni Nabokov	5-0	9
		Vesa Toskala		31
Oct. 16, 2003	vs. Philadelphia	Evgeni Nabokov	0-0 (OT)	26
March 27, 2003	vs. Detroit	Vesa Toskala	3-0	25
Feb. 21, 2003	vs. Columbus	Evgeni Nabokov	6-0	29
Jan. 27, 2003	at Los Angeles	Evgeni Nabokov	3-0	32
Jan. 11, 2003	vs. Vancouver	Miikka Kiprusoff	3-0	29



Miikka Kiprusoff



DATE	OPPONENT	GOALTENDER	SCORE	SAVES
Dec. 14, 2002	vs. Washington	Evgeni Nabokov	2-0	34
March 9, 2002	vs. Vancouver	Miikka Kiprusoff	2-0	32
Feb. 10, 2002	vs. Carolina	Evgeni Nabokov	4-0	24
Feb. 6, 2002	vs. Calgary	Evgeni Nabokov	2-0	27
Jan. 15, 2002	at Colorado	Evgeni Nabokov	1-0 (OT)	38
Jan. 5, 2002	vs. Florida	Miikka Kiprusoff	6-0	28
Dec. 14, 2001	at Colorado	Evgeni Nabokov	3-0	38
Nov. 29, 2001	vs. Pittsburgh	Evgeni Nabokov	5-0	38
Oct. 27, 2001	vs. Columbus	Evgeni Nabokov	2-0	16
Oct. 6, 2001	vs. Minnesota	Evgeni Nabokov	0-0 (OT)	19
April 5, 2001	vs. Phoenix	Evgeni Nabokov	3-0	28
March 26, 2001	at Los Angeles	Evgeni Nabokov	0-0 (OT)	27
March 12, 2001	vs. Montreal	Evgeni Nabokov	3-0	20
		Miikka Kiprusoff		0
Feb. 16, 2001	at Nashville	Evgeni Nabokov	2-0	19
Feb. 14, 2001	at Chicago	Steve Shields	7-0	31
Feb. 8, 2001	at Vancouver	Steve Shields	0-0 (OT)	26
Dec. 20, 2000	at Detroit	Evgeni Nabokov	2-0	31
Dec. 4, 2000	at Calgary	Evgeni Nabokov	8-0	21
Nov. 11, 2000	at NY Islanders	Evgeni Nabokov	4-0	24
April 3, 2000	at Edmonton	Steve Shields	1-0	20
Feb. 11, 2000	at Atlanta	Steve Shields	3-0	24
Feb. 8, 2000	at Tampa Bay	Steve Shields	8-0	23
Jan. 19, 2000	at Colorado	Evgeni Nabokov	0-0 (OT)	39
Oct. 13, 1999	at Dallas	Steve Shields	2-0	35
April 6, 1999	at Phoenix	Steve Shields	1-0	33
April 2, 1999	at Vancouver	Steve Shields	7-0	18
March 12, 1999	vs. Detroit	Steve Shields	2-0	26
Feb. 8, 1999	at Phoenix	Mike Vernon	3-0	27
Jan. 11, 1999	vs. Los Angeles	Mike Vernon	4-0	30
Dec. 26, 1998	vs. Vancouver	Steve Shields	2-0	25
Nov. 12, 1998	vs. Carolina	Mike Vernon	3-0	20
Nov. 4, 1998	vs. Dallas	Mike Vernon	4-0	21
April 7, 1998	vs. Calgary	Mike Vernon	6-0	13
		Kelly Hrudey		3
March 6, 1998	at Anaheim	Mike Vernon	3-0	23
Feb. 4, 1998	at Edmonton	Mike Vernon	3-0	21
Dec. 18, 1997	vs. Vancouver	Mike Vernon	0-0 (OT)	21
Dec. 12, 1997	at Dallas	Kelly Hrudey	1-0	24
Nov. 20, 1997	at Philadelphia	Mike Vernon	3-0	28
Nov. 4, 1997	vs. Toronto	Mike Vernon	0-0 (OT)	19
March 6, 1997	vs. Ottawa	Ed Belfour	2-0	29
April 28, 1995	vs. Los Angeles	Arturs Irbe	4-0	29
April 16, 1995	vs. Los Angeles	Arturs Irbe	2-0	22
April 7, 1995	vs. Edmonton	Wade Flaherty	5-0	26
Feb. 17, 1995	at Los Angeles	Arturs Irbe	2-0	37
Jan. 25, 1995	vs. Winnipeg	Arturs Irbe	4-0	28
March 6, 1994	vs. Anaheim	Arturs Irbe	6-0	25
Feb. 13, 1994	vs. Chicago	Arturs Irbe	1-0	23
Nov. 27, 1993	vs. Anaheim	Arturs Irbe	1-0	15
Nov. 17, 1992	vs. Los Angeles	Arturs Irbe	6-0	39

OPPONENTS (128)

DATE	OPPONENT	GOALTENDER	SCORE	SAVES
March 10, 2018	vs. Washington	Philipp Grubauer	0-2	24
Dec. 31, 2017	at Dallas	Ben Bishop	0-6	26
Nov. 17, 2017	vs. Florida	Roberto Luongo	0-1	35
March 20, 2017	at Dallas	Kari Lehtonen	0-1	30
Jan. 14, 2017	vs. St. Louis	Carter Hutton	0-4	23
Nov. 15, 2016	at Carolina	Cam Ward	0-1	22
Nov. 5, 2016	vs. Pittsburgh	Matt Murray	0-5	32
Oct 22, 2016	at Detroit	Jimmy Howard	0-3	30
March 22, 2016	St. Louis	Brian Elliott	0-1	37
March 10, 2016	New Jersey	Keith Kinkaid	0-3	30
Dec. 12, 2015	Minnesota	Darcy Kuemper	0-2	25



DATE	OPPONENT	GOALTENDER	SCORE	SAVES
Dec. 4, 2051	at Anaheim	John Gibson	0-1	23
Nov. 7, 2015	Anaheim	Anton Khudobin	0-1	31
Oct. 16, 2015	at N.Y. Rangers	Antti Raanta	0-4	22
March 21, 2015	at Montreal	Carey Price	0-2	29
Nov. 26, 2014	Calgary	Karri Ramo	0-2	32
Oct. 19, 2014	at N.Y. Rangers	Henrik Lundqvist	0-4	33
April 5, 2014	Nashville	Carter Hutton	0-3	35
Jan. 29, 2014	Edmonton	Ben Scrivens	0-3	59
Jan. 27, 2014	Los Angeles	Jonathan Quick	0-1	23
Jan. 11, 2014	Boston	Tuukka Rask	0-1	26
Oct. 21, 2013	at Detroit	Jimmy Howard	0-1	27 (1/2 in shootout)
April 9, 2013	at Columbus	Sergei Bobrovsky	0-4	30
March 23, 2013	at Minnesota	Niklas Backstrom	0-2	33
Feb. 12, 2013	at Nashville	Pekka Rinne	0-1 (OT)	25
Feb. 9, 2013	vs. Phoenix	Mike Smith	0-1 (SO)	33 (2/2 in shootout)
March 29, 2012	at Phoenix	Mike Smith	0-2	38
March 10, 2012	at Phoenix	Mike Smith	0-3	42
March 1, 2012	vs. Buffalo	Ryan Miller	0-1	39
Feb. 12, 2012	at St. Louis	Jaroslav Halak	0-3	25
Dec. 10, 2011	at St. Louis	Brian Elliott	0-1	24
Nov. 28, 2011	at Los Angeles	Jonathan Quick	0-2	33
Nov. 12, 2011	vs. Phoenix	Mike Smith	0-3	31
Oct. 14, 2011	at Anaheim	Jonas Hiller	0-1	31
Jan. 9, 2011	at Anaheim	Jonas Hiller	0-1	37
Jan. 6, 2011	vs. Buffalo	Ryan Miller	0-3	36
Dec. 27, 2010	vs. Los Angeles	Jonathan Quick	0-4	24
Nov. 20, 2010	vs. Columbus	Mathieu Garon	0-3	35
Nov. 4, 2010	at St. Louis	Jaroslav Halak	0-2	25
Nov. 2, 2010	at Minnesota	Niklas Backstrom	0-1	36
Oct. 24, 2010	at Calgary	Miikka Kiprusoff	0-4	27
Feb. 10, 2010	at Columbus	Steve Mason	0-3	40
Oct. 12, 2009	vs. Phoenix	Ilya Bryzgalov	1-0 (SO)	26 (2/3 in shootout)
April 7, 2009	vs. Colorado	Peter Budaj	1-0 (SO)	30 (2/3 in shootout)
Dec. 18, 2008	at Detroit	Ty Conklin	0-6	24
Oct. 17, 2008	at Anaheim	J.S. Giguere	0-4	38
Dec. 18, 2007	vs. Anaheim	J.S. Giguere	0-2	20
Feb. 16, 2007	at Columbus	Frederic Norrena	0-3	29
Feb. 14, 2007	at Nashville	Tomas Vokoun	0-5	22
Jan. 20, 2007	vs. St. Louis	Manny Legace	0-1	31
Dec. 30, 2006	at Phoenix	Curtis Joseph	0-8	40
Dec. 21, 2006	vs. Dallas	Marty Turco	0-3	20
Dec. 4, 2006	at Dallas	Marty Turco	0-1	25
Nov. 21, 2006	at Anaheim	J.S. Giguere	0-5	23
April 17, 2006	vs. Los Angeles	Jason Labarbera	0-4	31
March 23, 2006	at Detroit	Manny Legace	0-4	28
March 4, 2006	at Calgary	Miikka Kiprusoff	0-2	26
Feb. 4, 2006	vs. Anaheim	J.S. Giguere	0-2	35
Jan. 26, 2006	vs. Anaheim	Ilya Bryzgalov	0-2	24
March 7, 2004	at Dallas	Marty Turco	0-4	22
Jan. 13, 2004	vs. Dallas	Marty Turco	0-3	17
Oct. 28, 2003	at Carolina	Kevin Weekes	0-3	28
Oct. 21, 2003	vs. Anaheim	Martin Gerber	0-2	34
Oct. 16, 2003	vs. Philadelphia	Jeff Hackett	0-0 (OT)	27
March 20, 2003	at Colorado	Patrick Roy	0-2	29
March 9, 2003	at Dallas	Ron Tugnutt	0-3	23
Feb. 19, 2003	vs. NY Islanders	Garth Snow	0-3	29
Feb. 12, 2003	at Columbus	Marc Denis	0-1	38
March 23, 2002	at Los Angeles	Felix Potvin	0-3	17
March 13, 2002	vs. St. Louis	Brent Johnson	0-2	18
March 5, 2002	vs. Nashville	Mike Dunham	0-2	26
Dec. 21, 2001	at Detroit	Dominik Hasek	0-3	19
Nov. 21, 2001	vs. Minnesota	Manny Fernandez	0-2	22
Oct. 6, 2001	vs. Minnesota	Dwayne Roloson	0-0 (OT)	36



DATE	OPPONENT	GOALTENDER	SCORE	SAVES
March 26, 2001	at Los Angeles	Felix Potvin	0-0 (OT)	15
March 17, 2001	at Los Angeles	Felix Potvin	0-1 (OT)	18
March 10, 2001	vs. Nashville	Tomas Vokoun	0-3	17
Feb. 21, 2001	at Anaheim	Jean-Sebastien Giguere	0-1	24
Feb. 8, 2001	at Vancouver	Bob Essensa	0-0 (OT)	31
Jan. 3, 2001	vs. Calgary	Fred Brathwaite	0-1	30
April 1, 2000	at Calgary	Fred Brathwaite	0-3	29
Feb. 1, 2000	vs. Phoenix	Bob Essensa	0-1 (OT)	34
Jan. 19, 2000	at Colorado	Patrick Roy	0-0 (OT)	15
Dec. 26, 1999	vs. Anaheim	Dominic Roussel	0-1	26
April 16, 1999	vs. Los Angeles	Stephane Fiset	0-2	33
March 6, 1999	vs. Chicago	Jocelyn Thibault	0-4	23
Feb. 6, 1999	at Los Angeles	Jamie Storr	0-2	27
Jan. 30, 1999	at Colorado	Patrick Roy	0-5	22
Jan. 26, 1999	vs. St. Louis	Rich Parent	0-3	20
Dec. 15, 1998	vs. N.Y. Islanders	Tommy Salo	0-1	13
Dec. 2, 1998	vs. Dallas	Ed Belfour	0-3	26
Nov. 25, 1998	at Carolina	Trevor Kidd	0-3	36
Oct. 18, 1998	vs. Boston	Rob Tallas	0-3	22
March 21, 1998	vs. Colorado	Patrick Roy	0-2	23
Jan. 29, 1998	vs. Chicago	Jeff Hackett	0-3	29
Jan. 3, 1998	at Boston	Byron Dafee	0-3	23
Dec. 26, 1997	vs. Phoenix	Nikolai Khabibulin	0-4	30
Dec. 18, 1997	vs. Vancouver	Arturs Irbe	0-0 (OT)	38
Nov. 4, 1997	vs. Toronto	Glenn Healy	0-0 (OT)	16
		Marcel Cousineau		6
Nov. 1, 1997	at St. Louis	Grant Fuhr	0-2	24
Oct. 7, 1997	vs. Ottawa	Damien Rhodes	0-1	23
Dec. 13, 1996	vs. Pittsburgh	Pat Lalime	0-4	20
Nov. 23, 1996	vs. Anaheim	Guy Hebert	0-3	25
Oct. 8, 1996	at Colorado	Patrick Roy	0-6	24
April 12, 1996	vs. Calgary	Rick Tabaracci	0-6	25
Feb. 12, 1996	at Montreal	Jocelyn Thibault	0-3	21
April 17, 1995	at Anaheim	Guy Hebert	0-3	27
April 13, 1995	at Detroit	Mike Vernon	0-3	12
Feb. 24, 1995	vs. Calgary	Trevor Kidd	0-3	17
Feb. 7, 1995	at Detroit	Chris Osgood	0-6	16
March 12, 1994	at Calgary	Mike Vernon	0-2	16
Feb. 26, 1994	at Detroit	Chris Osgood	0-2	22
Nov. 11, 1993	at Dallas	Jon Casey	0-4	20
March 29, 1993	at New Jersey	Chris Terreri	0-5	24
March 16, 1993	vs. N.Y. Islanders	Glen Healy	0-6	26
Feb. 25, 1993	vs. Toronto	Daren Puppa	0-5	22
Feb. 22, 1993	vs. N.Y. Rangers	John Vanbiesbrouck	0-4	29
Feb. 12, 1993	at Edmonton	Bill Ranford	0-6	28
Nov. 19, 1992	vs. Toronto	Grant Fuhr	0-2	23
March 11, 1992	at Winnipeg	Stephane Beauregard	0-3	20
March 1, 1992	vs. Philadelphia	Ron Hextall	0-1	30
Feb. 2, 1992	at Winnipeg	Bob Essensa	0-6	40
Jan. 4, 1992	vs. Montreal	Patrick Roy	0-1 (OT)	25
Dec. 19, 1991	at St. Louis	Curtis Joseph	0-4	21
Dec. 5, 1991	vs. Pittsburgh	Tom Barrasso	0-8	39
Nov. 16, 1991	at Vancouver	Kirk McLean	0-1	20
Oct. 26, 1991	at New Jersey	Chris Terreri	0-9	26
Oct. 23, 1991	at Hartford	Kay Whitmore	0-3	33



PENALTY SHOTS

SHARKS (51)

DATE	OPPONENT	PLAYER	GOALTENDER	RESULT	TIME	PERIOD	SCORE
March 29, 2018	at Nashville	Logan Couture	Juuse Saros	Unsuccessful	18:07	3 rd	3-5 L
Nov. 11, 2017	vs. Vancouver	Chris Tierney	Jacob Markstrom	Successful	19:47	3 rd	5-0 W
April 6, 2017	vs. Edmonton	Marcus Sorensen	Cam Talbot	Unsuccessful	2:19	3 rd	2-4 L
March 2, 2017	vs. Vancouver	Chris Tierney	Ryan Miller	Unsuccessful	18:02	1 st	3-1 W
Feb. 15, 2017	vs. Florida	Joe Pavelski	Roberto Luongo	Unsuccessful	9:29	2 nd	5-6L ^{OT}
Jan. 25, 2017	at Winnipeg	Melker Karlsson	Ondrej Pavelec	Successful	9:37	3 rd	4-3 W
Jan. 11, 2017	at Calgary	Mikkel Boedker	Chad Johnson	Unsuccessful	14:33	3 rd	2-3 L
Nov. 25, 2016	N.Y. Islanders	Joe Thornton	Thomas Greiss	Unsuccessful	13:04	1 st	3-2 W
Nov. 12, 2016	at Tampa Bay	Joonas Donskoi	Ben Bishop	Unsuccessful	4:05	1 st	3-1 W
Dec. 17, 2015	at Toronto	Chris Tierney	Jonathan Bernier	Unsuccessful	5:06	3 rd	5-4 W (OT)
Oct. 16, 2015	at New Jersey	Patrick Marleau	Cory Schneider	Unsuccessful	13:42	2 nd	2-1 SOW
Dec. 30, 2014	vs. Vancouver	Joe Thornton	Ryan Miller	Successful	4:36	2 nd	1-3 L
Dec. 30, 2014	vs. Vancouver	Joe Pavelski	Ryan Miller	Unsuccessful	8:28	1 st	1-3 L
Nov. 20, 2014	vs. Florida	Patrick Marleau	Roberto Luongo	Unsuccessful	13:07	3 rd	2-3 L
Oct. 18, 2014	at New Jersey	Tommy Wingels	Cory Schneider	Unsuccessful	16:16	3 rd	4-2 W
Oct. 19, 2013	vs. Calgary	Brent Burns	Karri Ramo	Unsuccessful	4:21	1 st	6-3 W
March 23, 2013	at Minnesota	Andrew Desjardins	Niklas Backstrom	Unsuccessful	3:06	1 st	0-2 L
March 16, 2013	at Los Angeles	Tommy Wingels	Jonathan Bernier	Unsuccessful	7:58	2 nd	2-5 L
March 4, 2010	vs. Montreal	Dan Boyle	Carey Price	Unsuccessful	13:31	2 nd	3-2 W
Dec. 30, 2009	vs. Washington	Joe Thornton	Michael Neuvirth	Successful	8:08	3 rd	5-2 W
Dec. 30, 2009	vs. Washington	Ryane Clowe	Michael Neuvirth	Successful	16:37	2 nd	5-2 W
Dec. 17, 2009	vs. Anaheim	Torrey Mitchell	J.S. Giguere	Unsuccessful	13:40	1 st	4-1 W
Oct. 8, 2009	vs. Columbus	Dany Heatley	Mathieu Garon	Successful	7:08	3 rd	6-3 W
Dec. 29, 2008	at Dallas	Patrick Marleau	Marty Turco	Unsuccessful	16:17	3 rd	3-1 W
March 14, 2008	vs. St. Louis	Patrick Marleau	Hannu Toivonen	Successful	13:25	1 st	4-1 W
March 9, 2008	at Minnesota	Tomas Pihl	Niklas Backstrom	Successful	13:44	1 st	3-2 SOW
Dec. 28, 2007	at St. Louis	Christian Ehrhoff	Manny Legace	Unsuccessful	11:11	3 rd	1-0 W
Dec. 16, 2007	at Anaheim	Milan Michalek	J.S. Giguere	Unsuccessful	19:33	1 st	2-1 SOW
Nov. 12, 2007	vs. Phoenix	Joe Pavelski	Mikael Tellqvist	Unsuccessful	8:22	1 st	5-0 W
March 13, 2007	vs. Chicago	Bill Guerin	Patrick Lalime	Successful	19:47	3 rd	7-1 W
Dec. 7, 2006	vs. Colorado	Mike Grier	Jose Theodore	Unsuccessful	14:48	2 nd	2-5 L
Feb. 28, 2006	vs. Detroit	Nils Ekman	Manny Legace	Unsuccessful	7:06	3 rd	5-1 W
Dec. 20, 2005	vs. Anaheim	Jonathan Cheechoo	J.S. Giguere	Successful	5:16	3 rd	4-2 W
Oct. 26, 2005	at Dallas	Marcel Goc	Marty Turco	Unsuccessful	17:22	1 st	5-4 W
Oct. 8, 2005	at St. Louis	Patrick Marleau	Patrick Lalime	Successful	7:36	1 st	7-6 W
Feb. 23, 2004	vs. Columbus	Jonathan Cheechoo	Pascal Leclaire	Successful	:32	3 rd	4-2 W
Dec. 6, 2003	vs. Dallas	Nils Ekman	Ron Tugnutt	Successful	11:59	2 nd	2-1 W
Nov. 15, 2003	vs. Toronto	Marco Sturm	Mikael Tellqvist	Unsuccessful	10:00	1 st	2-2 T
March 21, 2003	vs. Boston	Patrick Marleau	Steve Shields	Unsuccessful	10:14	2 nd	3-2 W
Nov. 11, 2002	vs. NY Rangers	Patrick Marleau	Dan Blackburn	Successful	10:02	3 rd	4-5 L
Nov. 24, 2001	at Los Angeles	Alexander Korolyuk	Jamie Storr	Unsuccessful	1:39	3 rd	1-3 L
Jan. 24, 2001	vs. Edmonton	Jeff Friesen	Dominic Roussel	Unsuccessful	2:20	2 nd	6-1 W
Jan. 11, 2000	vs. St. Louis	Alex Korolyuk	Roman Turek	Successful	13:12	3 rd	2-5 L
Dec. 30, 1999	at St. Louis	Jeff Friesen	Roman Turek	Unsuccessful	7:50	2 nd	1-2 L (OT)
Oct. 24, 1999	at Los Angeles	Mike Ricci	Stephane Fiset	Unsuccessful	19:09	2 nd	3-4 L
Dec. 26, 1998	vs. Vancouver	Owen Nolan	Garth Snow	Unsuccessful	6:37	2 nd	2-0 W
March 28, 1996	vs. Colorado	Jamie Baker	Patrick Roy	Unsuccessful	13:27	1 st	3-8 L
March 5, 1996	at Colorado	Ville Peltonen	Patrick Roy	Unsuccessful	14:41	2 nd	5-3 W
Dec. 5, 1995	at Colorado	Kevin Miller	Stephane Fiset	Successful	19:47	3 rd	2-12 L
Dec. 2, 1995	vs. Washington	Jeff Friesen	Jim Carey	Successful	7:33	1 st	5-3 W
March 29, 1994	vs. Winnipeg	Sergei Makarov	Tim Cheveldae	Successful	18:34	2 nd	9-4 W



OPPONENTS (33)

DATE	OPPONENT	PLAYER	GOALTENDER	RESULT	TIME	PERIOD	SCORE
March 1, 2018	vs. Chicago	Anthony Duclair	Martin Jones	Unsuccessful	14:51	3rd	7-2 W
Feb. 22, 2018	at Nashville	Colton Sissons	Aaron Dell	Unsuccessful	15:21	3rd	1-7 L
March 12, 2016	vs. Washington	Jay Beagle	Martin Jones	Unsuccessful	9:47	2nd	5-2 W
Jan. 18, 2016	vs. Ottawa	Zack Smith	Alex Stalock	Successful	14:29	3rd	3-4 L (SO)
Oct. 17, 2015	at NY Islanders	Mikhail Grabovski	Alex Stalock	Unsuccessful	17:47	1st	3-6 L
Nov. 17, 2013	at Chicago	Patrick Sharp	Antti Niemi	Successful	18:49	3rd	1-5 L
Oct. 21, 2011	at New Jersey	Zach Parise	Antti Niemi	Successful	:36	2nd	4-3 W (SO)
Dec. 18, 2010	at St. Louis	David Backes	Antero Niittymäki	Successful	10:44	2nd	4-1 W
April 2, 2010	vs. Phoenix	James Sheppard	Evgeni Nabokov	Unsuccessful	10:53	2nd	3-2 W
Feb. 5, 2009	vs. Carolina	Matt Cullen	Evgeni Nabokov	Successful	4:55	2nd	3-4 L (SO)
Feb. 8, 2008	vs. Columbus	Rick Nash	Evgeni Nabokov	Unsuccessful	13:03	2nd	2-1 W
Dec. 22, 2007	vs. Anaheim	Todd Bertuzzi	Evgeni Nabokov	Unsuccessful	13:07	1st	2-5 L
Nov. 24, 2007	vs. Los Angeles	Ladislav Nagy	Evgeni Nabokov	Unsuccessful	11:58	2nd	1-2 L
Nov. 7, 2007	vs. Dallas	Sergei Zubov	Evgeni Nabokov	Unsuccessful	6:54	1st	1-3 L
Feb. 28, 2007	vs. Nashville	Martin Erat	Evgeni Nabokov	Unsuccessful	12:07	2nd	3-4 L (SO)
Feb. 2, 2006	vs. Minnesota	Marion Gaborik	Vesa Toskala	Successful	14:59	3rd	2-3 L (OT)
Nov. 30, 2005	at Dallas	Antti Miettinen	Evgeni Nabokov	Successful	5:10	1st	1-4 L
Oct. 29, 2005	vs. Calgary	Tony Amonte	Nolan Schaefer	Unsuccessful	9:28	1st	3-2 W
Dec. 2, 2003	at Calgary	Shean Donovan	Vesa Toskala	Successful	19:06	2nd	1-2 L
Oct. 18, 2003	vs. Ottawa	Marian Hossa	Evgeni Nabokov	Successful	9:22	3rd	1-4 L
April 3, 2003	at Edmonton	Mike Comrie	Vesa Toskala	Unsuccessful	9:04	2nd	3-3 T
March 24, 2003	vs. Tampa Bay	Martin St. Louis	Evgeni Nabokov	Unsuccessful	17:56	3rd	1-4 L
March 15, 2003	vs. Calgary	Jarome Iginla	Vesa Toskala	Unsuccessful	6:23	3rd	3-2 W
Feb. 17, 2003	at Los Angeles	Ziggy Palffy	Evgeni Nabokov	Unsuccessful	2:12	3rd	2-3 L
Jan. 8, 2002	vs. St. Louis	Sergei Varlamov	Evgeni Nabokov	Unsuccessful	5:11	2nd	2-6 L
Feb. 26, 2001	at St. Louis	Marty Reasoner	Evgeni Nabokov	Successful	6:39	1st	2-7 L
Nov. 9, 2000	at Columbus	Robert Kron	Steve Shields	Unsuccessful	5:34	1st	2-5 L
Nov. 1, 2000	vs. Pittsburgh	Martin Straka	Evgeni Nabokov	Unsuccessful	:40	1st	3-2 W
Dec. 30, 1999	at St. Louis	Pierre Turgeon	Steve Shields	Unsuccessful	19:39	3rd	1-2 L
Jan. 26, 1999	vs. St. Louis	Terry Yake	Steve Shields	Unsuccessful	18:27	2nd	0-3 L
Nov. 12, 1997	vs. Vancouver	Pavel Bure	Mike Vernon	Successful	6:27	1st	2-5 L
March 18, 1996	at Boston	Rick Tocchet	Geoff Sarjeant	Unsuccessful	9:47	1st	3-3 T
Nov. 22, 1995	at Detroit	Igor Larionov	Arturs Irbe	Successful	13:30	3rd	2-5 L
March 15, 1995	vs. Toronto	Mats Sundin	Arturs Irbe	Successful	6:47	1st	1-2 T



EXTRA ATTACKER GOALS

Active players on Sharks Roster in **bold**

SHARKS (89)

DATE	OPPONENT	GOAL SCORER	TIME	PERIOD	FINAL SCORE
April 7, 2018	vs. Minnesota	Timo Meier	18:50	3 rd	3-6 L
March 31, 2018	at Vegas	Marc-Edouard Vlasic	9:50	2 nd	2-3 L
March 12, 2018	vs. Detroit	Eric Fehr	12:39	1 st	5-3 W
Feb. 11, 2018	at Anaheim	Timo Meier	19:06	3 rd	3-2 W (SO)
Jan. 25, 2018	vs. NY Rangers	Tomas Hertl	19:10	3 rd	5-6 L
Jan. 13, 2018	vs. Arizona	Joonas Donskoi	19:44	3 rd	6-5 W (OT)
Oct. 23, 2017	at NY Rangers	Logan Couture	1:56	1 st	4-1 W
Oct. 21, 2017	at NY Islanders	Logan Couture	18:08	3 rd	3-5 L
Feb. 15, 2017	vs. Florida	Joe Pavelski	19:22	3 rd	5-6 L (OT)
Nov. 1, 2016	at Arizona	Mikkel Boedker	19:48	3 rd	2-3 L
Feb. 24, 2016	at Colorado	Joel Ward	18:29	3 rd	3-4 L (SO)
Feb. 7, 2015	vs. Carolina	Patrick Marleau	19:05	3 rd	4-5 L
Dec. 20, 2014	vs. St. Louis	Marc-Edouard Vlasic	19:39	3 rd	3-2 W (OT)
Nov. 20, 2014	vs. Florida	Patrick Marleau	19:26	3 rd	2-3 L (SO)
Jan. 7, 2014	at Nashville	Patrick Marleau	18:38	3 rd	2-3 L
Jan. 4, 2014	at Colorado	Patrick Marleau	10:11	2 nd	3-4 L
Dec. 23, 2013	vs. Colorado	Joe Pavelski	19:40	3 rd	5-4 W (SO)
Dec. 14, 2013	at Nashville	Patrick Marleau	19:05	3 rd	2-3 L
Dec. 8, 2013	at Minnesota	Patrick Marleau	18:19	3 rd	1-3 L
Nov. 14, 2013	at Vancouver	Tomas Hertl	18:55	3 rd	2-1 W (OT)
Feb. 8, 2012	vs. Calgary	Logan Couture	6:29	2 nd	3-4 L
Feb. 4, 2012	at Phoenix	Patrick Marleau	19:27	3 rd	3-5 L
Dec. 13, 2011	vs. Colorado	Patrick Marleau	19:38	3 rd	3-4 L (SO)
Dec. 1, 2011	vs. Montreal	Ryane Clowe	18:34	3 rd	4-3 W (SO)
Nov. 26, 2011	vs. Vancouver	Patrick Marleau	18:45	3 rd	2-3 L
Oct. 21, 2011	at New Jersey	Joe Pavelski	19:27	3 rd	4-3 W (SO)
March 24, 2011	at Los Angeles	Patrick Marleau	19:55	3 rd	3-4 L (SO)
March 10, 2011	vs. Vancouver	Ryane Clowe	19:39	3 rd	4-5 L (SO)
Jan. 13, 2011	vs. Edmonton	Ryane Clowe	19:11	3 rd	2-5 L
March 19, 2010	at Calgary	Dan Boyle	18:09	3 rd	3-4 L
Nov. 27, 2009	at Edmonton	Ryane Clowe	8:28	3 rd	5-4 W SO
Nov. 17, 2009	at Nashville	Patrick Marleau	19:08	3 rd	3-4 L
Nov. 17, 2009	at Nashville	Scott Nichol (SH)	14:23	1 st	3-4 L
Jan. 20, 2009	vs. Vancouver	Devin Setoguchi	19:20	3 rd	2-1 W
Jan. 17, 2009	vs. Detroit	Joe Pavelski	7:22	1 st	6-5 W
Dec. 31, 2008	at Minnesota	Milan Michalek	19:34	3 rd	2-3 L OT
Dec. 4, 2008	vs. Columbus	Joe Thornton	7:41	3 rd	3-2 W
Dec. 2, 2008	vs. Toronto	Joe Thornton	6:35	1 st	5-2 W
March 28, 2008	at Anaheim	Jeremy Roenick	11:10	2 nd	3-1 W
Jan. 30, 2008	at Calgary	Jonathan Cheechoo	18:59	3 rd	4-5 L
Oct. 13, 2007	vs. Boston	Milan Michalek	19:22	3 rd	1-2 L
Oct. 4, 2007	at Edmonton	Joe Thornton	19:49	3 rd	2-3 L SO
April 7, 2007	vs. Vancouver	Jonathan Cheechoo	:34	3 rd	3-4 L OT
Jan. 6, 2007	vs. Columbus	Ryane Clowe	5:24	3 rd	5-2 W
Dec. 26, 2006	vs. Anaheim	Patrick Marleau	18:52	1 st	3-4 L
Dec. 26, 2006	vs. Anaheim	Christian Ehrhoff	11:25	1 st	3-4 L
Jan. 21, 2006	at Los Angeles	Joe Thornton	19:31	3 rd	4-3 W OT
Oct. 29, 2005	vs. Calgary	Brad Stuart	19:37	3 rd	3-2 W SO
Oct. 26, 2005	at Dallas	Marco Sturm	19:40	3 rd	5-4 W OT
April 4, 2004	vs. Los Angeles	Brad Stuart	19:40	3 rd	4-3 W OT
March 16, 2004	at Dallas	Jonathan Cheechoo	19:26	3 rd	3-3 T
April 3, 2003	at Edmonton	Teemu Selanne	19:19	3 rd	3-3 T
March 29, 2003	vs. Dallas	Marco Sturm	17:07	2 nd	3-4 L
Nov. 11, 2002	vs. NY Rangers	Mike Ricci	4:35	3 rd	4-5 L
Oct. 19, 2002	vs. Colorado	Mike Ricci	11:53	1 st	1-3 L
Oct. 22, 2001	at NY Rangers	Brad Stuart	9:30	1 st	5-1 W
Oct. 20, 2001	at NY Islanders	Vincent Damphousse	19:54	3 rd	2-2 T
Oct. 11, 2001	vs. Tampa Bay	Owen Nolan	17:51	2 nd	4-3 W
April 7, 2001	vs. Dallas	Mike Ricci	19:56	3 rd	4-5 L OT
March 22, 2001	vs. Ottawa	Patrick Marleau	19:46	3 rd	1-2 L
Jan. 11, 2001	vs. St. Louis	Stephane Matteau	6:09	1 st	6-3 W



DATE	OPPONENT	GOAL SCORER	TIME	PERIOD	FINAL SCORE
Jan. 1, 2001	at Phoenix	Tony Granato	6:01	3 rd	3-2 W
Nov. 8, 2000	at Chicago	Marco Sturm	19:50	3 rd	3-2 W OT
March 15, 2000	vs. Buffalo	Vincent Damphousse	19:32	3 rd	6-5 W OT
March 13, 2000	vs. Calgary	Vincent Damphousse	3:35	2 nd	5-3 W
Dec. 6, 1999	vs. Tampa Bay	Vincent Damphousse	15:45	2 nd	3-3 T
March 31, 1999	vs. Colorado	Mike Ricci	15:41	2 nd	2-3 L
Jan. 16, 1999	vs. Calgary	Patrick Marleau	19:59	3 rd	3-3 T
Jan. 24, 1998	vs. Florida	John MacLean	19:44	3 rd	1-1 T
April 2, 1997	vs. Anaheim	Marty McSorley	19:38	3 rd	5-5 T
Nov. 15, 1997	v. Phoenix	Marco Sturm	18:55	3 rd	2-3 L
Oct. 22, 1996	at Toronto	Andrei Nazarov	19:29	3 rd	3-4 L
Oct. 5, 1996	vs. N.Y. Islanders	Bernie Nicholls	19:44	3 rd	2-2 T
Feb. 17, 1996	at N.Y. Islanders	Shean Donovan	19:22	3 rd	2-4 L
Dec. 22, 1995	vs. Los Angeles	Viktor Kozlov	10:42	1 st	4-3 W
Dec. 17, 1995	at Dallas	Kevin Miller	14:41	2 nd	2-4 L
Dec. 2, 1995	vs. Washington	Owen Nolan	14:13	1 st	5-3 W
Nov. 2, 1995	vs. New Jersey	Kevin Miller	19:51	3 rd	3-3 T
Oct. 30, 1995	at Vancouver	Kevin Miller	19:45	3 rd	3-4 L
Oct. 22, 1995	at Edmonton	Ulf Dahlen	19:48	3 rd	1-1 T
Oct. 14, 1995	vs. Vancouver	Igor Larionov	19:37	3 rd	6-7 L
April 19, 1995	at Dallas	Sergei Makarov	19:11	3 rd	5-5 T
April 2, 1995	at Anaheim	Jeff Friesen	19:59	3 rd	4-5 L
Feb. 15, 1995	vs. Vancouver	Ray Whitney	9:40	1 st	3-1 W
Feb. 19, 1994	vs. Los Angeles	Jayson More	11:36	2 nd	4-3 W
April 4, 1993	vs. Calgary	Jeff Odgers	19:30	3 rd	3-4 L
Feb. 1, 1993	vs. Tampa Bay	Johan Garpenlov	19:13	3 rd	4-5 L
Jan. 10, 1993	at Ottawa	Jeff Odgers	18:02	3 rd	2-3 L
Nov. 29, 1992	at Calgary	Kelly Kisio	19:10	3 rd	4-3 W (OT)
Feb. 28, 1992	vs. Montreal	Pat Falloon	19:59	3 rd	3-3 T

OPPONENTS (64)

DATE	OPPONENT	GOAL SCORER	TIME	PERIOD	FINAL SCORE
March 16, 2018	at Calgary	Micheal Ferland	14:25	3	7-4 W
March 7, 2016	at Calgary	Joe Colborne	8:38	3 rd	2-1 W
Jan. 11, 2016	at Calgary	Micheal Ferland	16:19	3 rd	5-4 W
Nov. 13, 2015	at Detroit	Teemu Pulkkinen	18:08	3 rd	3-2 W
Dec. 10, 2013	vs. NY Islanders	Kyle Okposo	18:23	3 rd	2-3 L (SO)
Dec. 11, 2011	at Chicago	Andrew Brunette	18:54	3 rd	2-3 L (OT)
April 6, 2011	at Anaheim	Corey Perry	6:46	2 nd	2-6 L
Feb. 23, 2011	at Pittsburgh	Tyler Kennedy	19:10	3 rd	3-2 W (OT)
Dec. 21, 2010	vs. Edmonton	Ryan Whitney	18:01	3 rd	2-1 W
Nov. 13, 2010	vs. Calgary	Jarome Iginla	19:23	3 rd	4-3 W
Dec. 22, 2009	at Chicago	Marian Hossa	18:09	3 rd	3-2 W
Dec. 3, 2009	vs. St. Louis	Carlo Colaiacovo	19:53	3 rd	2-3 L (SO)
March 7, 2009	at Vancouver	Alexander Edler	3:15	1 st	1-3 L
Feb. 13, 2009	at Buffalo	Jason Pominville	19:56	3 rd	5-6 L (SO)
Jan. 31, 2009	vs. Chicago	Jonathan Toews	:48	1 st	1-3 L
Jan. 3, 2009	vs. NY Islanders	Thomas Pock	18:57	3 rd	5-3 W
Dec. 6, 2008	vs. Edmonton	Dustin Penner	17:49	2 nd	2-3 L
Oct. 22, 2008	at Philadelphia	Daniel Briere	18:55	3 rd	7-6 W (SO)
April 6, 2008	at Dallas	Mattias Norstrom	19:47	2 nd	2-4 L
March 19, 2008	vs. Minnesota	Marian Gaborik	19:31	3 rd	4-3 W (SO)
March 9, 2008	at Minnesota	Brian Rolston	19:31	3 rd	3-2 W (SO)
Feb. 12, 2008	vs. Calgary	Dion Phaneuf	19:10	3 rd	3-4 L (OT)
Jan. 13, 2008	at Anaheim	Doug Weight	19:32	3 rd	3-4 L (OT)
Dec. 26, 2007	at Los Angeles	Lubomir Visnovsky	19:32	3 rd	3-2 W
Jan. 30, 2007	vs. Dallas	Phillipe Boucher	19:57	3 rd	2-3 L (SO)
Nov. 13, 2006	at Los Angeles	Alexander Frolov	19:19	1 st	2-4 L
Oct. 12, 2006	at Edmonton	Patrick Thoresen	3:20	1 st	4-6 L
Oct. 5, 2006	vs. St. Louis	Bill Guerin	19:54	3 rd	5-4 W (OT)
March 26, 2006	at Chicago	Kyle Calder	18:48	3 rd	5-4 W
March 11, 2006	vs. Nashville	Paul Kariya	19:49	3 rd	3-2 W
Feb. 12, 2006	at Phoenix	Steven Reinprecht	16:18	3 rd	5-4 W
Feb. 1, 2006	at Anaheim	Dustin Penner	19:37	3 rd	4-6 W
Jan. 8, 2004	vs. Columbus	Mark Hartigan	14:11	2 nd	3-2 L (OT)
Dec. 17, 2003	at Detroit	Pavel Datsyuk	19:41	3 rd	2-3 L (OT)



DATE	OPPONENT	GOAL SCORER	TIME	PERIOD	FINAL SCORE
Nov. 6, 2003	at Boston	Sergei Samsonov	19:46	3 rd	5-5 T
Jan. 22, 2003	vs. New Jersey	Joe Nieuwendyk	19:47	3 rd	4-5 L (OT)
Nov. 25, 2002	at St. Louis	Scott Mellanby	16:01	3 rd	4-1 W
March 16, 2002	vs. Chicago	Steve Sullivan	19:22	3 rd	2-2 T
Dec. 23, 2001	at Nashville	Petr Tenkrat	19:25	3 rd	1-1 T
Oct. 11, 2001	vs. Tampa Bay	Fredrik Modin	18:56	3 rd	4-3 W
Jan. 1, 2001	at Phoenix	Keith Tkachuk	18:17	3 rd	3-2 W
Dec. 28, 2000	vs. Edmonton	Daniel Cleary	18:58	3 rd	2-2 T
Dec. 12, 2000	vs. N.Y. Rangers	Mark Messier	19:27	3 rd	3-2 W
Oct. 11, 1999	at Anaheim	Fredrik Olausson	19:02	1 st	3-5 L
April 12, 1999	vs. Edmonton	Todd Marchant	19:42	3 rd	4-5 L (OT)
March 26, 1999	at Ottawa	Wade Redden	19:14	3 rd	1-1 T
April 11, 1998	vs. Vancouver	Bret Hedican	3:44	3 rd	1-1 T
Jan. 6, 1998	vs. St. Louis	Jim Campbell	14:26	2 nd	5-1 L
Dec. 10, 1997	vs. Washington	Peter Bondra	19:31	3 rd	3-3 T
March 17, 1996	at Philadelphia	Dale Hawerchuk	11:56	3 rd	2-8 L
March 5, 1996	at Colorado	Joe Sakic	19:18	3 rd	5-3 W
Nov. 8, 1995	at Buffalo	Donald Audette	15:25	2 nd	2-7 L
Oct. 14, 1995	vs. Vancouver	Alex Mogilny	16:56	3 rd	6-7 L
March 28, 1995	vs. Winnipeg	Igor Koroлев	19:13	3 rd	6-5 W (OT)
March 23, 1995	vs. Anaheim	Steve Rucchin	12:47	2 nd	3-6 L
April 5, 1994	at Los Angeles	Luc Robitaille	18:43	3 rd	2-1 W
March 20, 1994	vs. Los Angeles	Wayne Gretzky	19:11	3 rd	6-6 T
Feb. 17, 1994	vs. Quebec	Mike Ricci	17:02	1 st	2-8 L
Dec. 3, 1993	vs. Winnipeg	Keith Tkachuk	19:16	3 rd	3-3 T
Nov. 9, 1993	vs. Toronto	Dave Ellett	19:37	3 rd	2-2 T
Oct. 28, 1993	vs. Anaheim	Bob Corkum	19:16	3 rd	4-3 W





Bob Errey

OVERTIME RECORD BY TEAM: 2005-06 - PRESENT

TEAM	HOME						ROAD						OVERALL					
	GP	W	L	SOW	SOL	PTS	GP	W	L	SOW	SOL	PTS	GP	W	L	SOW	SOL	PTS
ANA	7	1	1	3	2	11	9	2	3	3	1	14	16	3	4	6	3	25
ARI	14	2	1	4	7	20	6	1	2	3	0	10	20	3	3	7	7	30
BOS	2	0	1	0	1	2	0	0	0	0	0	0	2	0	1	0	1	2
BUF	1	0	0	0	1	1	3	1	1	0	1	4	4	1	1	0	2	5
CAR	3	1	1	0	1	4	0	0	0	0	0	0	3	1	1	0	1	4
CBJ	2	1	1	0	0	3	4	0	2	2	0	6	6	1	3	2	0	9
CGY	7	0	3	3	1	10	5	2	1	1	1	8	12	2	4	4	2	18
CHI	5	2	1	2	0	9	7	1	3	2	1	10	12	3	4	4	1	19
COL	5	1	0	4	0	10	7	0	4	1	2	8	12	1	4	5	2	18
DAL	11	3	0	1	7	15	8	3	2	1	2	12	19	6	2	2	9	27
DET	2	1	0	0	1	3	6	0	1	3	2	9	8	1	1	3	3	12
EDM	8	1	1	2	4	11	7	1	1	2	3	10	15	2	2	4	7	21
FLA	3	0	2	0	1	3	1	0	0	1	0	2	4	0	2	1	1	5
LAK	10	1	3	5	1	16	6	1	1	2	2	9	16	2	4	7	3	25
MIN	5	1	2	1	1	7	7	2	2	1	2	10	12	3	4	2	3	17
MTL	1	0	0	1	0	2	0	0	0	0	0	0	1	0	0	1	0	2
NJD	0	0	0	0	0	0	2	0	0	2	0	4	2	0	0	2	0	4
NSH	9	3	2	2	2	14	3	1	1	1	0	5	12	4	3	3	2	19
NYI	2	0	0	1	1	3	2	1	0	0	1	3	4	1	0	1	2	6
NYR	2	1	0	0	1	3	0	0	0	0	0	0	2	1	0	0	1	3
OTT	2	1	0	0	1	3	2	0	1	1	0	3	4	1	1	1	1	6
PHI	1	1	0	0	0	2	5	1	1	3	0	9	6	2	1	3	0	11
PIT	2	0	0	2	0	4	4	1	0	1	2	6	6	1	0	3	2	10
STL	7	3	1	1	2	11	2	0	1	0	1	2	9	3	2	1	3	13
TBL	0	0	0	0	0	0	1	0	1	0	0	1	1	0	1	0	0	1
TOR	0	0	0	0	0	0	3	1	0	1	1	5	3	1	0	1	1	5
VAN	6	2	3	0	1	8	6	2	1	3	0	11	12	4	4	3	1	19
VGK	1	1	0	0	0	2	1	0	1	0	0	1	2	1	1	0	0	3
WSH	2	0	1	0	1	2	3	0	0	3	0	6	5	0	1	3	1	8
WPG	1	0	1	0	0	1	1	0	0	0	1	1	2	0	1	0	1	2
TOTAL	121	27	25	32	37	180	111	21	30	37	23	169	232	48	55	69	60	349



OVERTIME RECORD BY TEAM: 1999-00 - 2003-04

TEAM	HOME					ROAD					AWAY				
	GP	W	L	T	PTS	GP	W	L	T	PTS	GP	W	L	T	PTS
ANA	2	1	1	0	3	2	0	1	1	2	4	1	2	1	5
ATL	1	0	0	1	1	2	0	1	1	2	3	0	1	2	3
BOS	0	0	0	0	0	1	0	0	1	1	1	0	0	1	1
BUF	1	0	0	1	1	0	0	0	0	0	1	0	0	1	1
CAR	0	0	0	0	0	0	0	0	0	0	0	0	0	0	0
CBJ	2	1	1	0	3	1	1	0	0	2	3	2	1	0	5
CGY	2	0	0	2	2	3	0	1	2	3	5	0	1	4	5
CHI	5	1	1	3	6	3	1	2	0	4	8	2	3	3	10
COL	1	0	0	1	1	4	1	0	3	5	5	1	0	4	6
DAL	4	1	2	1	5	2	0	0	2	2	6	1	2	3	7
DET	2	0	1	1	2	2	0	1	1	2	4	0	2	2	4
EDM	5	2	0	3	7	4	0	0	4	4	9	2	0	7	11
FLA	0	0	0	0	0	1	0	0	1	1	1	0	0	1	1
LA	3	3	0	0	6	5	0	2	3	5	8	3	2	3	11
MIN	1	0	0	1	1	2	0	1	1	2	3	0	1	2	3
MTL	2	1	1	0	3	0	0	0	0	0	2	1	1	0	3
NJ	2	1	1	0	3	1	0	1	0	1	3	1	2	0	4
NSH	1	0	0	1	1	2	0	1	1	2	3	0	1	2	3
NYI	1	0	1	0	1	1	0	0	1	1	2	0	1	1	2
NYR	1	0	0	1	1	1	0	1	0	1	2	0	1	1	2
OTT	0	0	0	0	0	0	0	0	0	0	0	0	0	0	0
PHI	1	0	0	1	1	1	0	0	1	1	2	0	0	2	2
PHX	3	0	1	2	3	3	2	1	0	5	6	2	2	2	8
PIT	1	0	0	1	1	0	0	0	0	0	1	0	0	1	1
STL	1	0	1	0	1	3	1	1	1	4	4	1	2	1	5
TB	1	0	0	1	1	2	0	1	1	2	3	0	1	2	3
TOR	1	0	0	1	1	1	0	0	1	1	2	0	0	2	2
VAN	0	0	0	0	0	4	0	1	3	4	4	0	1	3	4
WAS	0	0	0	0	0	0	0	0	0	0	0	0	0	0	0
TOTAL	44	11	11	22	55	51	6	16	29	57	95	17	27	51	112



Vincent Damphousse

OVERTIME RECORD BY TEAM: 1991-92 - 1998-99

TEAM	HOME					ROAD					OVERALL				
	GP	W	L	T	PTS	GP	W	L	T	PTS	GP	W	L	T	PTS
ANA	2	0	0	2	2	2	1	0	1	3	4	1	0	3	5
ATL	0	0	0	0	0	0	0	0	0	0	0	0	0	0	0
BOS	2	0	0	2	2	2	0	0	2	2	4	0	0	4	4
BUF	3	0	0	3	3	0	0	0	0	0	3	0	0	3	3
CAR	0	0	0	0	0	0	0	0	0	0	0	0	0	0	0
CBJ	0	0	0	0	0	0	0	0	0	0	0	0	0	0	0
CGY	3	0	1	2	2	5	2	1	2	6	8	2	2	4	8
CHI	0	0	0	0	0	2	0	0	2	2	2	0	0	2	2
COL	3	1	2	0	2	1	0	0	1	1	4	1	2	1	3
DAL	0	0	0	0	0	2	0	0	2	2	2	0	0	2	2
DET	2	0	0	2	2	0	0	0	0	0	2	0	0	2	2
EDM	3	0	1	2	2	3	0	0	3	5	6	0	1	5	5
FLA	2	0	0	2	2	4	0	0	4	4	6	0	0	6	6
LA	6	1	2	3	5	2	1	0	1	3	8	2	2	4	8
MIN	0	0	0	0	0	0	0	0	0	0	0	0	0	0	0
MTL	4	1	1	2	4	2	0	0	2	2	6	1	1	4	6
NJ	1	0	0	1	1	1	0	0	1	1	2	0	0	2	2
NSH	0	0	0	0	0	0	0	0	0	0	0	0	0	0	0
NYI	1	0	0	1	1	2	1	0	1	3	3	1	0	2	4
NYR	1	0	0	1	1	4	1	2	1	3	5	1	2	2	4
OTT	1	1	0	0	2	4	0	0	4	4	5	1	0	4	6
PHI	2	0	1	1	1	2	1	0	1	3	4	1	1	2	4
PHX	5	2	1	2	6	4	0	1	3	3	9	2	2	5	9
PIT	1	0	0	1	1	1	0	0	1	1	2	0	0	2	2
STL	1	0	0	1	1	0	0	0	0	0	1	0	0	1	1
TB	1	0	1	0	0	0	0	0	0	0	1	0	1	0	0
TOR	2	0	0	2	2	1	0	0	1	1	3	0	0	3	3
VAN	5	0	0	5	5	2	0	1	1	1	7	0	1	6	6
WAS	1	0	0	1	1	0	0	0	0	0	1	0	0	1	1
TOTAL	52	6	10	36	48	46	7	5	34	48	98	13	15	70	96

Teams received two points for either an overtime or shootout win and one point for either an overtime or shootout loss.

OVERTIME VICTORIES (78)

DATE	OPPONENT	GWG	GOALTENDER	TIME	SCORE
March 22, 2018	vs. Vegas	Logan Couture	Malcolm Subban	0:39	2-1
March 14, 2018	at Edmonton	Tomas Hertl	AI Montoya	2:40	4-3
Jan. 13, 2018	vs. Arizona	Marc-Edouard Vlasic	Scott Wedgewood	2:42	6-5
Dec. 21, 2017	vs. Vancouver	Kevin Labanc	Jacob Markstrom	1:53	5-4
Dec. 7, 2017	vs. Carolina	Brent Burns	Cam Ward	0:22	5-4
March 28, 2017	vs. N.Y. Rangers	Brent Burns	Henrik Lundqvist	3:10	5-4
Jan. 21, 2017	vs. Colorado	David Schlemko	Spencer Martin	1:18	3-2
Dec. 27, 2016	at Anaheim	Brent Burns	John Gibson	2:46	3-2
Dec. 23, 2016	vs. Edmonton	Kevin Labanc	Cam Talbot	3:22	3-2
Nov. 29, 2016	vs. Arizona	Brent Burns	Mike Smith	0:19	2-1
Oct. 25, 2016	vs. Anaheim	Marc-Edouard Vlasic	John Gibson	1:24	2-1
March 7 2016	at Calgary	Joe Pavelski	Joni Ortio	0:19	2-1
Jan. 16, 2016	vs. Dallas	Tomas Hertl	Antti Niemi	1:12	4-3
Dec. 17, 2015	at Toronto	Brent Burns	Jonathan Bernier	2:13	5-4
Nov. 19, 2015	at Philadelphia	Melker Karlsson	Steve Mason	3:45	1-0
Nov. 4, 2015	at Buffalo	Patrick Marleau	Chad Johnson	2:59	2-1
Jan. 6, 2015	at Minnesota	Marc-Edouard Vlasic	Darcy Kuemper	3:09	4-3
Dec. 20, 2014	vs. St. Louis	Brent Burns	Jake Allen	4:22	3-2
Feb. 5, 2014	vs. Dallas	Tommy Wingels	Kari Lehtonen	1:52	2-1
Jan. 25, 2014	vs. Minnesota	Joe Thornton	Darcy Kuemper	3:30	3-2
Nov. 14, 2013	at Vancouver	Dan Boyle	Roberto Luongo	2:38	2-1
Nov. 12, 2013	at Calgary	Brad Stuart	Reto Berra	1:13	3-2
April 7, 2012	vs. Los Angeles	Dan Boyle	Jonathan Quick	3:58	3-2
March 17, 2012	vs. Detroit	Martin Havlat	Jimmy Howard	3:23	3-2
Oct. 29, 2011	at NY Islanders	Brent Burns	Rick DiPietro	1:07	3-2
March 8, 2011	vs. Nashville	Patrick Marleau	Pekka Rinne	3:24	3-2
Feb. 23, 2011	at Pittsburgh	Patrick Marleau	Marc-Andre Fleury	4:56	3-2
Feb. 15, 2011	at Nashville	Patrick Marleau	Pekka Rinne	3:53	2-1
Dec. 16, 2010	at Dallas	Logan Couture	Kari Lehtonen	1:20	4-3
Dec. 11, 2010	vs. Chicago	Ryane Clowe	Corey Crawford	3:52	2-1
Jan. 6, 2010	vs. St. Louis	Dany Heatley	Chris Mason	4:06	2-1
March 10, 2009	at Minnesota	Christian Ehrhoff	Niklas Backstrom	3:34	5-4
Jan. 20, 2009	vs. Vancouver	Patrick Marleau	Roberto Luongo	3:08	2-1
Nov. 26, 2008	vs. Chicago	Joe Thornton	Cristobal Huet	0:35	3-2
Oct. 18, 2008	vs. Philadelphia	Dan Boyle	Antero Niittymaki	1:25	5-4
March 27, 2008	vs. Dallas	Joe Thornton	Marty Turco	2:58	3-2
March 5, 2008	vs. Ottawa	Patrick Marleau	Martin Gerber	3:05	3-2
Feb. 8, 2008	vs. Columbus	Joe Thornton	Frederik Norrena	1:49	2-1
Oct. 5, 2006	vs. St. Louis	Curtis Brown	Manny Legace	2:12	5-4
April 12, 2006	at Vancouver	Christian Ehrhoff	Alex Auld	0:34	5-4
April 3, 2006	at Dallas	Joe Thornton	Marty Turco	4:39	3-2
March 26, 2006	at Chicago	Tom Preissing	Nikolai Khabibulin	1:24	5-4
March 11, 2006	vs. Nashville	Christian Ehrhoff	Tomas Vokoun	2:56	3-2
February 12, 2006	at Phoenix	Tom Preissing	Curtis Joseph	1:54	5-4
January 21, 2006	at Los Angeles	Patrick Marleau	Mathieu Garon	4:51	4-3
November 4, 2005	at Anaheim	Marcel Goc	J.S. Giguere	0:51	1-0
November 2, 2005	vs. Nashville	Alyn McCauley	Chris Mason	1:44	3-2
October 26, 2005	at Dallas	Patrick Marleau	Marty Turco	3:20	5-4
April 4, 2004	vs. Los Angeles	Vincent Damphousse	Roman Cechmanek	3:10	4-3
March 28, 2004	vs. Dallas	Wayne Primeau	Ron Tugnutt	2:56	2-1
Feb. 14, 2004	at Columbus	Marco Sturm	Marc Denis	4:43	2-1
March 6, 2003	vs. Montreal	Marco Sturm	Jose Theodore	3:58	4-3
Dec. 3, 2002	at Phoenix	Teemu Selanne	Brian Boucher	4:16	3-2





Steve Shields

DATE	OPPONENT	GWG	GOALTENDER	TIME	SCORE
Jan. 15, 2002	at Colorado	Teemu Selanne	Patrick Roy	4:57	1-0
Dec. 11, 2001	vs. Edmonton	Brad Stuart	Tommy Salo	4:08	5-4
March 27, 2001	vs. Los Angeles	Mike Ricci	Felix Potvin	1:53	3-2
Feb. 20, 2001	vs. Columbus	Marco Sturm	Ron Tugnutt	4:18	3-2
Feb. 10, 2001	vs. Chicago	Bryan Marchment	Jocelyn Thibault	2:07	3-2
Jan. 27, 2001	at St. Louis	Brad Stuart	Roman Turek	1:51	4-3
Dec. 16, 2000	at Phoenix	Gary Suter	Sean Burke	1:53	2-1
Nov. 30, 2000	vs. Anaheim	Scott Hannan	Dominic Roussel	4:50	3-2
Nov. 8, 2000	at Chicago	Marco Sturm	Jocelyn Thibault	4:44	3-2
March 15, 2000	vs. Buffalo	Jeff Friesen	Domink Hasek	2:56	6-5
Jan. 15, 2000	vs. Los Angeles	Jeff Friesen	Jamie Storr	1:05	3-2
Nov. 28, 1999	vs. New Jersey	Patrick Marleau	Martin Brodeur	4:54	4-3
\$Oct. 7, 1999	vs. Edmonton	Mike Ricci	Bill Ranford	3:44	3-2
Jan. 2, 1999	at N.Y. Islanders	Marco Sturm	Marcel Cousineau	1:47	4-3
April 4, 1997	vs. Colorado	Steve Guolla	Craig Billington	0:35	7-6
Nov. 2, 1996	vs. Montreal	Darren Turcotte	Jose Theodore	3:07	4-3
Oct. 6, 1996	at Los Angeles	Viktor Kozlov	Stephane Fiset	4:55	7-6
March 22, 1996	at Calgary	Owen Nolan	Rick Tabaracci	1:09	2-1
March 28, 1995	vs. Winnipeg	Jeff Friesen	N. Khabibulin	4:27	6-5
Feb. 3, 1994	at Philadelphia	Sergei Makarov	Dominick Roussel	3:13	3-2
Oct. 31, 1993	at Anaheim	Tom Pederson	Guy Hebert	1:47	2-1
March 2, 1993	vs. Ottawa	Johan Garpenlov	Peter Sidorkiewicz	4:24	3-2
Nov. 25, 1992	at Calgary	Tom Pederson	Jeff Reese	3:53	4-3
Oct. 8, 1992	vs. Winnipeg	Kelly Kisio	Bob Essensa	4:00	4-3
Dec. 3, 1991	vs. Los Angeles	Brian Mullen	Kelly Hrudey	0:22	3-2

\$=Games listed on or after Oct. 7, 1999 are played with the four-on-four overtime format. The winning team receives two points while the losing team receives one point in the NHL standings.



SHOOTOUT VICTORIES (68)

DATE	OPPONENT	SO WINNER	SJ CON/ ATT.	OPP CON/ ATT.	SCORE	GOALTENDER (SJ/OPP)
Mar. 26, 2018	at Chicago	Kevin Labanc	2/4	1/4	4-3	Martin Jones/Anton Forsberg
Feb. 11, 2018	at Anaheim	Joe Pavelski	2/2	0/2	3-2	Martin Jones/John Gibson
Jan. 16, 2018	at Arizona	Joe Pavelski	1/2	0/3	3-2	Aaron Dell/Antti Raanta
Dec. 28, 2017	vs. Calgary	Joe Pavelski	2/3	0/2	3-2	Martin Jones/David Rittich
Nov. 4, 2017	vs. Anaheim	Joonas Donskoi	2/6	1/6	2-1	Martin Jones/Ryan Miller
Dec. 14, 2016	at Ottawa	Kevin Labanc	1/5	0/4	4-3	Martin Jones/Mike Condon
Dec. 13, 2016	at Toronto	Logan Couture	1/3	0/3	3-2	Martin Jones/Frederik Andersen
Apr. 2, 2016	at Nashville	Logan Couture	1/2	0/3	3-2	James Reimer/Carter Hutton
Feb. 18, 2016	at Florida	Joe Pavelski	2/2	1/3	2-1	Martin Jones/Al Montoya
Jan. 14, 2016	vs Edmonton	Joe Pavelski	2/2	0/2	2-1	Martin Jones/Cam Talbot
Oct. 16, 2015	at New Jersey	Brent Burns	2/2	1/3	2-1	Martin Jones/Cory Schneider
Mar. 28, 2015	at Philadelphia	Brent Burns	2/5	1/5	3-2	Alex Stalock/Steve Mason
Mar. 9, 2015	vs. Pittsburgh	Tommy Wingels	2/8	1/8	2-1	Antti Niemi/Marc-Andre Fleury
Oct. 28, 2014	at Colorado	Patrick Marleau	2/2	0/2	3-2	Antti Niemi/Semyon Varlamov
Oct. 14, 2014	at Washington	Joe Pavelski	1/2	0/3	6-5	Antti Niemi/Justin Peters
Mar. 13, 2014	at Columbus	Joe Pavelski	1/2	0/3	4-3	Alex Stalock/Sergei Bobrovsky
Feb. 1, 2014	vs. Chicago	Patrick Marleau	3/3	1/2	2-1	Antti Niemi/Corey Crawford
Jan. 14, 2014	at Washington	Patrick Marleau	1/2	0/3	2-1	Antti Niemi/Philipp Grubauer
Jan. 5, 2014	at Chicago	Logan Couture	2/2	0/2	3-2	Alex Stalock/Corey Crawford
Dec. 23, 2013	vs. Colorado	Logan Couture	2/3	0/2	5-4	Antti Niemi/Semyon Varlamov
Dec. 21, 2013	vs. Dallas	Joe Thornton	1/5	0/5	3-2	Alex Stalock/Kari Lehtonen
Nov. 30, 2013	vs. Anaheim	Joe Pavelski	1/3	0/3	4-3	Antti Niemi/Jonas Hiller
Nov. 27, 2013	vs. Los Angeles	Joe Thornton	4/8	3/8	3-2	Antti Niemi/Ben Scrivens
Oct. 21, 2013	at Detroit	Logan Couture	1/2	0/3	1-0	Antti Niemi/Jimmy Howard
Apr. 16, 2013	vs. Los Angeles	Raffi Torres	1/3	1/3	3-2	Antti Niemi/Jonathan Quick
Apr. 11, 2013	at Detroit	Patrick Marleau	2/3	1/3	3-2	Antti Niemi/Jimmy Howard
Mar. 30, 2013	vs. Phoenix	Logan Couture	1/3	0/3	3-2	Antti Niemi/Jason Labarbera
Mar. 20, 2013	vs. Edmonton	Dan Boyle	2/3	1/3	4-3	Antti Niemi/Devan Dubnyk
Mar. 5, 2013	vs. Vancouver	Joe Pavelski	2/4	1/4	3-2	Antti Niemi/Cory Schneider
Feb. 26, 2013	vs. Colorado	Patrick Marleau	2/4	1/4	3-2	Antti Niemi/Semyon Varlamov
Jan. 31, 2013	vs. Edmonton	Michal Handzus	2/3	0/2	3-2	Antti Niemi/Devan Dubnyk
Jan. 29, 2013	vs. Anaheim	Michal Handzus	1/3	0/3	3-2	Antti Niemi/Jonas Hiller
April 5, 2012	at Los Angeles	Joe Pavelski	1/2	0/3	6-5	Antti Niemi/Jonathan Quick
March 24, 2012	vs. Phoenix	Michal Handzus	2/2	0/2	4-3	Antti Niemi/Mike Smith
March 15, 2012	vs. Nashville	Ryane Clowe	1/3	0/3	2-1	Antti Niemi/Pekka Rinne
Jan. 17, 2012	vs. Calgary	Michal Handzus	2/3	0/2	2-1	Antti Niemi/Miikka Kiprusoff
Jan. 2, 2012	at Vancouver	Michal Handzus	1/3	0/3	3-2	Antti Niemi/Roberto Luongo
Dec. 23, 2011	vs. Los Angeles	Ryane Clowe	1/4	0/4	2-1	Antti Niemi/Jonathan Quick
Dec. 1, 2011	vs. Montreal	Joe Pavelski	3/6	2/6	4-3	Antti Niemi/Carey Price
Nov. 3, 2011	vs. Pittsburgh	Ryane Clowe	1/3	0/3	4-3	Thomas Greiss/Marc-Andre Fleury
Oct. 21, 2011	at New Jersey	Ryane Clowe	2/3	1/3	4-3	Antti Niemi/Johan Hedberg
March 1, 2011	vs. Colorado	Ryane Clowe	1/3	0/3	2-1	Antti Niemi/Brian Elliot
Feb. 25, 2011	at Calgary	Ryane Clowe	1/3	0/3	4-3	Antti Niemi/Miikka Kiprusoff
Jan. 20, 2011	at Vancouver	Joe Pavelski	1/2	0/3	2-1	Antti Niemi/Roberto Luongo
Dec. 8, 2010	vs. Philadelphia	Logan Couture	2/2	0/2	5-4	Antero Niittymaki/Sergei Bobrovsky
Nov. 11, 2010	vs. NY Islanders	Logan Couture	2/3	0/2	2-1	Antero Niittymaki/Dwayne Roloson
April 10, 2010	vs. Phoenix	Logan Couture	3/5	2/5	3-2	Evgeni Nabokov/Ilya Bryzgalov
Feb. 11, 2010	at Detroit	Patrick Marleau	1/3	0/3	3-2	Evgeni Nabokov/Jimmy Howard
Dec. 31, 2009	at Phoenix	Ryane Clowe	1/6	0/6	3-2	Thomas Greiss/Ilya Bryzgalov
Dec. 28, 2009	vs. Phoenix	Joe Pavelski	1/2	0/3	3-2	Evgeni Nabokov/Ilya Bryzgalov



DATE	OPPONENT	SO WINNER	SJ CON/ ATT.	OPP CON/ ATT.	SCORE	GOALTENDER (SJ/OPP)
Nov. 27, 2009	at Edmonton	Joe Pavelski	1/2	0/3	5-4	Evgeni Nabokov/Jeff Deslauriers
Nov. 4, 2009	at Columbus	Dan Boyle	1/2	0/3	3-2	Evgeni Nabokov/Steve Mason
Oct. 28, 2009	vs. Los Angeles	Ryane Clowe	2/6	1/6	2-1	Evgeni Nabokov/Jonathan Quick
April 7, 2009	vs. Colorado	Joe Pavelski	1/3	0/3	1-0	Evgeni Nabokov/Peter Budaj
March 19, 2009	vs. Nashville	Jonathan Cheechoo	2/3	1/3	3-2	Evgeni Nabokov/Pekka Rinne
March 14, 2009	vs. Los Angeles	Jonathan Cheechoo	2/7	1/7	2-1	Evgeni Nabokov/Erik Ersberg
Dec. 15, 2008	at Los Angeles	Ryane Clowe	2/2	1/3	3-2	Brian Boucher/Jason LaBarbera
Nov. 6, 2008	vs. St. Louis	Ryane Clowe	2/4	1/4	5-4	Evgeni Nabokov/Ben Bishop
Oct. 22, 2008	at Philadelphia	Joe Pavelski	2/2	0/2	7-6	Evgeni Nabokov/Martin Biron
April 4, 2007	at Anaheim	Ryane Clowe	2/2	1/3	3-2	Evgeni Nabokov/Ilya Bryzgalov
Feb. 21, 2007	at Washington	Jonathan Cheechoo	2/3	1/3	3-2	Evgeni Nabokov/Brent Johnson
March 19, 2008	vs. Minnesota	Jeremy Roenick	2/3	1/3	4-3	Evgeni Nabokov/Niklas Backstrom
March 9, 2008	at Minnesota	Patrick Marleau	2/3	1/3	3-2	Evgeni Nabokov/Niklas Backstrom
Feb. 24, 2008	at Pittsburgh	Jeremy Roenick	3/3	2/3	2-1	Evgeni Nabokov/Ty Conklin
Feb. 2, 2008	vs. Chicago	Jeremy Roenick	2/5	1/5	3-2	Evgeni Nabokov/Nikolai Khabibulin
Dec. 16, 2007	at Anaheim	Joe Thornton	3/6	2/6	2-1	Evgeni Nabokov/J.S. Giguere
Nov. 14, 2007	at Dallas	Devin Setoguchi	2/2	0/2	4-3	Evgeni Nabokov/Marty Turco
Oct. 29, 2005	vs. Calgary	Nils Ekman	2/4	1/4	3-2	Nolan Schaefer/Miikka Kiprusoff



LOSSES (15)/OVERTIME LOSSES (82)

DATE	OPPONENT	GWG	GOALTENDER	TIME	SCORE
March 27, 2018	at St. Louis	V. Tarasenko	Aaron Dell	2:33	2-3
Feb. 25, 2018	at Minnesota	Jared Spurgeon	Martin Jones	4:48	2-3
Jan. 24, 2018	Winnipeg	Brian Little	Aaron Dell	0:18	4-5
Jan. 6, 2018	at Ottawa	Matt Duchene	Aaron Dell	0:07	5-6
Dec. 15, 2017	at Vancouver	Sam Gagner	Martin Jones	4:34	3-4
Dec. 10, 2017	Minnesota	Nino Niederreiter	Martin Jones	3:26	3-4
Nov. 25, 2017	at Vegas	J. Marchessault	Aaron Dell	1:21	4-5
Feb. 19, 2017	vs. Boston	Brad Marchand	Martin Jones	2:36	1-2
Feb. 15, 2017	vs. Florida	J. Huberdeau	Martin Jones	1:38	5-6
Feb. 11, 2017	at Philadelphia	Wayne Simmonds	Martin Jones	1:04	1-2
Feb. 7, 2017	at Buffalo	Evander Kane	Martin Jones	1:05	4-5
Jan. 3, 2017	Los Angeles	Tanner Pearson	Martin Jones	0:58	1-2
Nov. 19, 2016	at Arizona	Martin Hanzal	Martin Jones	1:16	2-3
Jan. 24, 2016	vs. Los Angeles	Marian Gaborik	Martin Jones	4:06	2-3
Dec. 20, 2015	at Chicago	Jonathan Toews	Martin Jones	2:21	3-4
Dec. 9, 2015	at Edmonton	Taylor Hall	Martin Jones	3:59	3-4
Feb. 11, 2015	vs. Washington	Joel Ward	Antti Niemi	2:42	4-5
Jan. 17, 2015	vs. Calgary	Sean Monahan	Antti Niemi	0:24	3-4
Dec. 22, 2014	at Anaheim	Ryan Kesler	Antti Niemi	0:58	2-3
March 7, 2014	vs. Carolina	Jay Harrison	Antti Niemi	4:18	2-3
Oct. 30, 2013	at Los Angeles	Anze Kopitar	Antti Niemi	2:32	3-4
March 10, 2013	at Colorado	Matt Duchene	Antti Niemi	4:59	2-3
March 9, 2013	vs. St. Louis	Patrik Berglund	Alex Stalock	1:12	3-4
Feb. 12, 2013	at Nashville	Colin Wilson	Antti Niemi	2:08	0-1
March 13, 2012	at Calgary	Matt Stajan	Antti Niemi	4:20	2-3
Feb. 16, 2012	at Tampa Bay	Martin St. Louis	Antti Niemi	4:27	5-6
Dec. 28, 2011	vs. Vancouver	Andrew Ebbett	Antti Niemi	3:23	2-3
Dec. 11, 2011	at Chicago	Patrick Sharp	Antti Niemi	4:26	2-3
Nov. 5, 2011	vs. Nashville	David Legwand	Antti Niemi	2:53	3-4
Nov. 18, 2010	at Dallas	Mike Ribeiro	Antti Niemi	2:52	4-5
Nov. 17, 2010	at Colorado	Kevin Porter	Antero Niittymaki	2:07	3-4
Nov. 9, 2010	vs. Anaheim	Lubomir Visnovsky	Antero Niittymaki	4:27	2-3
Oct. 9, 2010	vs. Columbus	Ethan Moreau	Antero Niittymaki	1:56	2-3
April 4, 2010	at Colorado	John-Michael Liles	Evgeni Nabokov	2:59	4-5
March 13, 2010	vs. Florida	Bryan Allen	Thomas Greiss	2:46	2-3
Jan. 28, 2010	vs. Chicago	Troy Brouwer	Evgeni Nabokov	1:37	3-4
Dec. 9, 2009	vs. Los Angeles	Dustin Brown	Evgeni Nabokov	1:16	4-5

DATE	OPPONENT	GWG	GOALTENDER	TIME	SCORE
Nov. 15, 2009	at Chicago	Brent Seabrook	Evgeni Nabokov	0:41	3-4
March 5, 2009	vs. Minnesota	Mikko Koivu	Brian Boucher	4:46	3-4
Feb. 7, 2009	at Columbus	Christian Backman	Evgeni Nabokov	1:33	2-3
Dec. 31, 2008	at Minnesota	Brent Burns	Evgeni Nabokov	1:38	2-3
Dec. 17, 2008	at Columbus	RJ Umberger	Evgeni Nabokov	2:55	1-2
Dec. 6, 2008	vs. Edmonton	Kyle Brodziak	Evgeni Nabokov	2:40	2-3
Nov. 11, 2008	vs. Nashville	Ville Koistinen	Brian Boucher	2:28	3-4
March 25, 2008	at Phoenix	Martin Hanzal	Brian Boucher	3:23	4-5
Feb. 12, 2008	vs. Calgary	Jarome Iginla	Evgeni Nabokov	4:35	3-4
Jan. 13, 2008	at Anaheim	Francois Beauchemin	Thomas Greiss	0:33	3-4
Jan. 3, 2008	vs. Calgary	Jarome Iginla	Evgeni Nabokov	3:26	2-3
April 7, 2007	vs. Vancouver	Mattias Ohlund	Evgeni Nabokov	0:34	3-4
March 18, 2007	at Colorado	Milan Hejduk	Evgeni Nabokov	0:19	3-4
March 9, 2007	vs. Vancouver	Henrik Sedin	Evgeni Nabokov	3:30	1-2
April 1, 2006	vs. Phoenix	Steven Reinprecht	Vesa Toskala	3:55	3-4
March 7, 2006	at Anaheim	Sandis Ozolinsh	Evgeni Nabokov	0:58	4-5
Jan. 30, 2006	at Dallas	Jason Arnett	Evgeni Nabokov	4:24	2-3
Oct. 17, 2005	at Detroit	Jiri Fischer	Evgeni Nabokov	4:09	2-3
Feb. 26, 2004	at Vancouver	Brent Sopel	Vesa Toskala	2:14	2-3
Jan. 31, 2004	at Nashville	Marek Zidlicky	Evgeni Nabokov	4:44	2-3
Jan. 8, 2004	vs. Columbus	Rick Nash	Evgeni Nabokov	4:57	2-3
Dec. 17, 2003	at Detroit	Brenden Shanahan	Evgeni Nabokov	3:51	2-3
Nov. 13, 2003	vs. St. Louis	Peter Cajanek	Evgeni Nabokov	4:45	3-4
Nov. 5, 2003	at New Jersey	Jamie Langenbrunner	Evgeni Nabokov	4:17	2-3
March 22, 2003	vs. Anaheim	Niclas Havelid	Evgeni Nabokov	1:33	2-3
March 17, 2003	vs. Chicago	Theo Fleury	Vesa Toskala	1:26	2-3
March 1, 2003	at Anaheim	Steve Thomas	Miikka Kiprusoff	2:04	2-3
Jan. 22, 2003	vs. New Jersey	Joe Nieuwendyk	Miikka Kiprusoff	4:32	4-5
Jan. 13, 2003	at Los Angeles	Jason Allison	Miikka Kiprusoff	3:50	2-3
Dec. 16, 2002	at NY Rangers	Petr Nedved	Miikka Kiprusoff	2:25	1-2
Nov. 13, 2002	at Atlanta	Vyacheslav Kozlov	Evgeni Nabokov	2:19	2-3
Oct. 31, 2002	at Minnesota	Sergei Zholtok	Evgeni Nabokov	4:50	1-2
Nov. 17, 2001	vs. Dallas	Richard Matvichuk	Evgeni Nabokov	0:50	2-3
Nov. 11, 2001	at Chicago	Tony Amonte	Evgeni Nabokov	1:01	2-3
Oct. 4, 2001	vs. Detroit	Brendan Shanahan	Evgeni Nabokov	1:55	3-4
April 7, 2001	vs. Dallas	Mike Modano	Evgeni Nabokov	2:10	4-5
March 17, 2001	at Los Angeles	Bryan Smolinski	Evgeni Nabokov	0:40	0-1
March 6, 2001	at Tampa Bay	Brad Richards	Evgeni Nabokov	4:02	1-2
Feb. 1, 2000	vs. Phoenix	Keith Carney	Steve Shields	1:32	0-1
Jan. 29, 2000	vs. NY Islanders	Mathieu Biron	Steve Shields	2:43	2-3
Jan. 23, 2000	at Phoenix	Jyrki Lumme	Steve Shields	4:16	2-3
Jan. 17, 2000	at Chicago	Doug Gilmour	Steve Shields	0:56	4-5
Dec. 30, 1999	at St. Louis	Al MacInnis	Steve Shields	3:40	1-2
Nov. 23, 1999	vs. Montreal	Craig Rivet	Mike Vernon	3:50	2-3
Nov. 10, 1999	at Calgary	Cory Stillman	Mike Vernon	4:23	3-4
April 12, 1999	vs. Edmonton	Tom Poti	Steve Shields	3:55	4-5
Nov. 20, 1998	vs. Phoenix	Dallas Drake	Steve Shields	0:37	1-2
Dec. 1, 1997	at Calgary	German Titov	Mike Vernon	1:22	2-3
Oct. 13, 1997	vs. Philadelphia	Eric Lindros	Kelly Hrudey	1:49	2-3
March 3, 1997	at NY Rangers	Niklas Sundstrom	Ed Belfour	1:24	4-5
Jan. 27, 1996	vs. Colorado	Valeri Kamensky	Chris Terreri	2:49	3-4
Oct. 24, 1993	at Vancouver	Geoff Courtinall	Arturs Irbe	0:28	2-3
April 10, 1993	vs. Los Angeles	Tomas Sandstrom	Arturs Irbe	3:22	2-3
April 3, 1993	vs. Calgary	Theoren Fleury	Arturs Irbe	3:06	2-3
Dec. 16, 1992	vs. Tampa Bay	John Tucker	Jeff Hackett	2:53	4-5
Dec. 12, 1992	vs. Quebec	Scott Young	Brian Hayward	4:19	7-8
Nov. 27, 1992	at Winnipeg	Tomas Steen	Brian Hayward	1:29	2-3
Jan. 4, 1992	vs. Montreal	Guy Carboneau	Jeff Hackett	1:00	0-1
Dec. 16, 1991	at NY Rangers	Brian Leetch	Brian Hayward	0:23	3-4
Nov. 19, 1991	vs. Los Angeles	Mike Donnelly	Jeff Hackett	3:47	2-3

\$Prior to the 1999-00 season, teams that lost in overtime received a loss and no standings points. Beginning in the 1999-00 season, teams that lost in overtime were credited with an overtime losses (OTL), earning the losing team one standings point.



SHOOTOUT LOSSES (60)

DATE	OPPONENT	SO WINNER	SJ CON/ ATT.	OPP CON/ ATT.	SCORE	GOALTENDER (SJ/OPP)
Jan. 31, 2018	at Detroit	Justin Abdelkader	3/7	4/7	1-2	Martin Jones/Petr Mrazek
Jan. 4, 2018	at Toronto	Tyler Bozak	1/6	2/6	2-3	Martin Jones/Frederik Andersen
Nov. 21, 2017	vs. Anaheim	Antoine Vermete	3/9	4/9	2-3	Martin Jones/Reto Berra
Feb. 4, 2017	vs Arizona	Radim Vrbata	1/3	2/3	2-3	Martin Jones/Mike Smith
Feb. 24, 2016	at Colorado	Nathan MacKinnon	0/2	2/3	3-4	Martin Jones/Calvin Pickard
Feb. 11, 2016	vs Calgary	Jiri Hudler	1/4	2/4	5-6	Alex Stalock/Jonas Hiller
Jan. 18, 2016	vs Ottawa	Mika Zibanejad	0/3	½	3-4	Alex Stalock/Craig Anderson
Mar. 29, 2015	at Pittsburgh	David Perron	0/2	2/2	2-3	Alex Stalock/Marc-Andre Fleury
Feb. 2, 2015	vs Edmonton	Rob Klinkhammer	1/13	2/13	4-5	Antti Niemi/Viktor Fasth
Nov. 22, 2014	vs. Arizona	Antoine Vermette	0/3	1/3	3-4	Antti Niemi/Devan Dubnyk
Nov. 20, 2014	vs. Florida	Nick Bjugstad	1/3	2/3	2-3	Antti Niemi/Roberto Luongo
Oct. 30, 2014	at Minnesota	Jason Pominville	1/3	2/3	3-4	Antti Niemi/Darcy Kuemper
Oct. 16, 2014	at NY Islanders	John Tavares	1/5	2/5	3-4	Alex Stalock/Jaroslav Halak
Mar. 24, 2014	at Calgary	Mike Cammalleri	0/3	1/3	1-2	Alex Stalock/Karri Ramo
Mar. 22, 2014	vs Washington	Niklas Backstrom	1/3	2/3	2-3	Antti Niemi/Braden Holby
Dec. 10, 2013	vs. NY Islanders	Kyle Okposo	¼	2/4	2-3	Antti Niemi/Kevin Poulin
Nov. 10, 2013	at Winnipeg	Andrew Ladd	0/3	1/3	4-5	Antti Niemi/Ondrej Pavelec
Nov. 5, 2013	vs. Buffalo	Cody Hodgson	1/4	2/4	4-5	Antti Niemi/Ryan Miller
Nov. 2, 2013	vs. Phoenix	Antoine Vermette	1/5	2/5	2-3	Antti Niemi/Mike Smith
Oct. 17, 2013	at Dallas	Alex Chiasson	0/3	1/3	3-4	Antti Niemi/Dan Ellis
Apr. 7, 2013	vs. Dallas	Jamie Benn	0/3	1/2	4-5	Antti Niemi/Kari Lehtonen
Feb. 28, 2013	vs. Detroit	Damien Brunner	0/3	1/2	1-2	Antti Niemi/Jimmy Howard
Feb. 9, 2013	vs. Phoenix	Mikkel Boedker	0/2	2/2	0-1	Antti Niemi/Mike Smith
Feb. 2, 2013	vs. Nashville	Craig Smith	0/3	1/2	1-2	Antti Niemi/Pekka Rinne
March 8, 2012	at Dallas	Tomas Vincour	0/5	1/5	3-4	Antti Niemi/Kari Lehtonen
March 6, 2012	vs. Edmonton	Sam Gagner	0/3	1/2	2-3	Antti Niemi/Devan Dubnyk
Jan. 23, 2012	at Edmonton	Taylor Hall	1/4	2/4	1-2	Thomas Greiss/Devan Dubnyk
Jan. 10, 2012	at Minnesota	Matt Cullen	0/2	2/2	4-5	Antti Niemi/Josh Harding
Dec. 13, 2011	at Colorado	Gabriel Landeskog	1/5	2/5	3-4	Antti Niemi/Semyon Varlamov
Mar. 24, 2011	at Los Angeles	Dustin Brown	1/5	2/5	3-4	Antti Niemi/Jonathan Quick
Mar. 12, 2011	vs. NY Rangers	Brandon Dubinsky	1/6	2/6	2-3	Antti Niemi/Henrik Lundqvist
Mar. 10, 2011	vs. Vancouver	Alexandre Burrows	0/3	1/2	4-5	Antti Niemi/Cory Schneider
Jan. 26, 2011	at Los Angeles	Jarret Stoll	0/4	1/4	2-3	Antti Niemi/Jonathan Quick
Dec. 13, 2010	vs. Dallas	Brad Richards	1/3	2/2	2-3	Antti Niemi/Andrew Raycroft
Jan. 14, 2010	vs. Boston	Zdeno Chara	0/4	1/4	1-2	Evgeni Nabokov/Tim Thomas
Dec. 11, 2009	vs. Dallas	Matt Niskanen	1/11	2/11	2-3	Evgeni Nabokov/Marty Turco
Dec. 3, 2009	vs. St. Louis	T.J. Oshie	1/3	2/3	2-3	Evgeni Nabokov/Ty Conklin
Nov. 12, 2009	vs. Dallas	Stephan Robidas	0/3	1/3	2-3	Evgeni Nabokov/Marty Turco
Nov. 5, 2009	at Detroit	Pavel Datsyuk	0/2	2/3	1-2	Evgeni Nabokov/Chris Osgood
Oct. 12, 2009	vs. Phoenix	Lauri Korpikoski	1/3	2/3	0-1	Evgeni Nabokov/Ilya Bryzgalov
Mar. 25, 2009	at Chicago	Patrick Kane	0/2	2/2	5-6	Evgeni Nabokov/Nikolai Khabibulin
Feb. 12, 2009	at Buffalo	Derek Roy	1/5	2/5	5-6	Evgeni Nabokov/Ryan Miller
Feb. 11, 2009	at Pittsburgh	Sidney Crosby	0/3	1/3	1-2	Brian Boucher/Marc-Andre Fleury
Feb. 5, 2009	vs. Carolina	Sergei Samsonov	1/3	2/3	3-4	Evgeni Nabokov/Michael Leighton
Dec. 27, 2008	at St. Louis	Brad Winchester	1/3	2/3	2-3	Evgeni Nabokov/Manny Legace
Mar. 16, 2008	vs. Edmonton	Fernando Pisani	1/4	2/4	1-2	Evgeni Nabokov/Dwayne Roloson
Dec. 20, 2007	vs. Phoenix	Peter Mueller	0/3	1/2	2-3	Evgeni Nabokov/Ilya Bryzgalov
Nov. 28, 2007	vs. Los Angeles	Dustin Brown	2/3	3/3	2-3	Evgeni Nabokov/Jason LaBarbera
Nov. 17, 2007	vs. Anaheim	Corey Perry	0/3	1/2	1-2	Evgeni Nabokov/J.S. Giguere
Nov. 9, 2007	at Anaheim	Ryan Getzlaf	2/3	0/2	2-3	Evgeni Nabokov/J.S. Giguere
Oct. 4, 2007	at Edmonton	Jarret Stoll	1/4	2/4	2-3	Evgeni Nabokov/Dwayne Roloson



DATE	OPPONENT	SO WINNER	SJ CON/ ATT.	OPP CON/ ATT.	SCORE	GOALTENDER (SJ/OPP)
Feb. 28, 2007	vs. Nashville	Jean-Pierre Dumont	1/4	2/4	3-4	Evgeni Nabokov/Tomas Vokoun
Jan. 30, 2007	vs. Dallas	Mike Ribeiro	2/3	3/3	2-3	Vesa Toskala/Marty Turco
Mar. 18, 2006	vs. Dallas	Antti Miettinen	1/4	2/4	3-4	Vesa Toskala/Marty Turco
Feb. 2, 2006	vs. Minnesota	Brian Rolston	0/5	1/5	2-3	Vesa Toskala/Manny Fernandez
Jan. 19, 2006	vs. Edmonton	Ryan Smyth	1/3	2/3	2-3	Vesa Toskala/Mike Morrison
Dec. 23, 2005	vs. St. Louis	Petr Cajanek	1/4	2/4	1-2	Evgeni Nabokov/Jason Bacashihua
Nov. 21, 2005	at Edmonton	Ryan Smyth	1/3	2/3	1-2	Evgeni Nabokov/Mike Morrison
Nov. 19, 2005	vs. Phoenix	G. Sanderson	1/4	2/4	3-4	Evgeni Nabokov/Curtis Joseph
Nov. 12, 2005	vs. Dallas	Sergei Zubov	0/2	2/2	2-3	Evgeni Nabokov/Marty Turco

TIES (121)

DATE	OPPONENT	GTG	TIME	PERIOD	SCORE	GOALTENDER (SJ/OPP)
Mar. 16, 2004	at Dallas	Jonathan Cheechoo	19:26	3rd	3-3	Evgeni Nabokov/Marty Turco
Dec. 27, 2003	at Los Angeles	Sean Avery	9:10	3rd	4-4	Evgeni Nabokov/Cristobal Huet
Dec. 11, 2003	vs. Edmonton	Ales Hemsky	16:44	2nd	2-2	Vesa Toskala/Ty Conklin
Dec. 4, 2003	vs. Colorado	John-Michael Liles	7:09	3rd	2-2	Vesa Toskala/David Aebischer
Nov. 18, 2003	vs. NY Rangers	Marco Sturm	10:59	3rd	2-2	Vesa Toskala/Jussi Markkanen
Nov. 15, 2003	vs. Toronto	Nils Ekman	4:49	3rd	2-2	Vesa Toskala/Mikael Tellqvist
Nov. 6, 2003	at Boston	Sergei Samsonov	19:46	3rd	5-5	Vesa Toskala/Felix Potvin
Nov. 2, 2003	at Atlanta	Marco Sturm	17:06	3rd	2-2	Evgeni Nabokov/Pasi Nurminen
Oct. 30, 2003	at Tampa Bay	Dave Andreychuk	5:09	3rd	2-2	Evgeni Nabokov/Nikolai Khabibulin
Oct. 25, 2003	vs. Phoenix	Scott Thornton	15:23	3rd	4-4	Evgeni Nabokov/Zac Bierk
Oct. 23, 2003	vs. Chicago	Tom Preissing	8:03	3rd	3-3	Evgeni Nabokov/Jocelyn Thibault
Oct. 16, 2003	vs. Philadelphia	—	—	—	0-0	Evgeni Nabokov/Jeff Hackett
April 6, 2003	vs. Phoenix	Niko Dimitrakos	12:20	3rd	3-3	Evgeni Nabokov/Sean Burke
April 3, 2003	at Edmonton	Teemu Selanne	19:19	3rd	3-3	Vesa Toskala/Jussi Markkanen
April 2, 2003	at Calgary	Chris Drury	14:39	3rd	2-2	Evgeni Nabokov/Roman Turek
Jan. 16, 2003	vs. Buffalo	Chris Gratton	10:36	3rd	2-2	Evgeni Nabokov/Ryan Miller
Jan. 6, 2003	vs. Edmonton	Dan McGillis	14:48	3rd	5-5	Evgeni Nabokov/Tommy Salo
Dec. 28, 2002	vs. Chicago	Jonathan Cheechoo	10:10	3rd	3-3	Evgeni Nabokov/Jocelyn Thibault
Dec. 21, 2002	at Toronto	Mats Sundin	15:33	3rd	3-3	Evgeni Nabokov/E d Belfour
Nov. 21, 2002	at Philadelphia	Jeremy Roenick	12:31	3rd	2-2	Evgeni Nabokov/Robert Esche
Nov. 7, 2002	vs. Nashville	Patrick Marleau	13:53	3rd	2-2	Evgeni Nabokov/Mike Dunham
Mar. 16, 2002	vs. Chicago	Steve Sullivan	19:22	3rd	2-2	Miikka Kiprusoff/Steve Passmore
Jan. 23, 2002	at Detroit	Brett Hull	8:52	3rd	2-2	Miikka Kiprusoff/Dominik Hasek
Dec. 23, 2001	at Nashville	Petr Tenkrat	19:25	3rd	1-1	Evgeni Nabokov/Mike Dunham
Dec. 4, 2001	vs. Calgary	Niklas Sundstrom	1:46	3rd	2-2	Evgeni Nabokov/Mike Vernon
Nov. 7, 2001	at Dallas	Owen Nolan	9:27	2nd	2-2	Evgeni Nabokov/Ed Belfour
Oct. 20, 2001	at NY Islanders	Vincent Damphousse	19:54	3rd	2-2	Miikka Kiprusoff/Chris Osgood
Oct. 16, 2001	at Minnesota	Mike Ricci	17:28	3rd	3-3	Evgeni Nabokov/Dwayne Roloson
Oct. 6, 2001	vs. Minnesota	—	—	—	0-0	Evgeni Nabokov/Dwayne Roloson
Mar. 26, 2001	at Los Angeles	—	—	—	0-0	Evgeni Nabokov/Felix Potvin
March 7, 2001	at Florida	Scott Thornton	18:34	3rd	3-3	Evgeni Nabokov/Roberto Luongo
Feb. 8, 2001	at Vancouver	—	—	—	0-0	Steve Shields/Bob Essensa
Feb. 6, 2001	at Calgary	Jarome Iginla	18:42	1st	1-1	Steve Shields/Mike Vernon
Jan. 22, 2001	at Edmonton	Brad Stuart	14:30	3rd	2-2	Evgeni Nabokov/Tommy Salo
Jan. 17, 2001	vs. Calgary	Owen Nolan	17:23	3rd	4-4	E. Nabokov, STEVE SHIELDS/Fred Brathwaite
Jan. 4, 2001	at Colorado	Ray Bourque	5:45	3rd	2-2	Steve Shields/Patrick Roy
Dec. 28, 2000	vs. Edmonton	Dan Cleary	18:58	3rd	2-2	Evgeni Nabokov/Tommy Salo
Dec. 6, 2000	vs. Dallas	Jere Lehtinen	18:35	1st	2-2	Evgeni Nabokov/Ed Belfour
Dec. 3, 2000	at Edmonton	Bryan Marchment	16:21	3rd	3-3	Steve Shields/Tommy Salo
Nov. 5, 2000	at Vancouver	Ed Jovanovski	8:42	2nd	2-2	Evgeni Nabokov/Felix Potvin



DATE	OPPONENT	GTG	TIME	PERIOD	SCORE	GOALTENDER (SJ/OPP)
Oct. 28, 2000	vs. Atlanta	Andrew Brunette	17:53	3rd	2-2	Evgeni Nabokov/Milan Hrnica
Mar. 29, 2000	at Los Angeles	Niklas Sundstrom	8:17	2nd	1-1	Steve Shields/Stephane Fiset
Mar. 8, 2000	vs. Detroit	Owen Nolan	18:32	2nd	1-1	Steve Shields/Ken Wregget
Feb. 18, 2000	at Anaheim	Niklas Sundstrom	17:38	3rd	4-4	Steve Shields/Guy Hebert
Feb. 3, 2000	at Colorado	Milan Hejduk	4:29	3rd	3-3	Steve Shields/Patrick Roy
Jan. 19, 2000	at Colorado	—	—	—	0-0	Evgeni Nabokov/Patrick Roy
Jan. 5, 2000	at Edmonton	Alex Korolyuk	5:37	3rd	1-1	Steve Shields/Tommy Salo
Dec. 6, 1999	vs. Tampa Bay	Vincent Damphousse	15:45	2nd	3-3	Steve Shields/Dan Cloutier
Nov. 20, 1999	at St. Louis	Niklas Sundstrom	11:53	2nd	1-1	Mike Vernon/Roman Turek
Nov. 9, 1999	at Vancouver	Owen Nolan	8:58	3rd	4-4	Steve Shields/Corey Schwab
Oct. 30, 1999	vs. Pittsburgh	Robert Lang	4:52	2nd	1-1	Steve Shields/Peter Skudra
April 17, 1999	vs. Anaheim	Owen Nolan	1:49	3rd	3-3	Steve Shields/Dominic Roussel
Mar. 26, 1999	at Ottawa	Wade Redden	19:14	3rd	1-1	Mike Vernon/Damian Rhodes
Mar. 22, 1999	at Montreal	Eric Weinrich	19:15	2nd	1-1	Steve Shields/Jeff Hackett
Mar. 20, 1999	at Boston	Marco Sturm	19:42	2nd	2-2	Steve Shields/Byron Dafe
Feb. 24, 1999	vs. Vancouver	Alex Korolyuk	16:34	2nd	1-1	Mike Vernon/Garth Snow
Feb. 15, 1999	at Florida	Ray Whitney	13:43	3rd	2-2	Steve Shields/Sean Burke
Jan. 21, 1999	vs. Edmonton	Bill Guerin	6:22	3rd	3-3	Mike Vernon/Bob Essensa
Jan. 16, 1999	vs. Calgary	Patrick Marleau	19:59	3rd	3-3	Mike Vernon/Fred Brathwaite
Jan. 9, 1999	vs. Buffalo	Michael Peca	11:03	3rd	2-2	Mike Vernon, STEVE SHIELDS/ Dominik Hasek
Jan. 5, 1999	at New Jersey	Jeff Friesen	11:07	3rd	3-3	Mike Vernon/Martin Brodeur
Dec. 28, 1998	vs. Philadelphia	Joe Murphy	11:31	3rd	1-1	Mike Vernon/John Vanbiesbrouck
Dec. 9, 1998	at Dallas	Tony Hrkac	17:12	3rd	3-3	Mike Vernon/Ed Belfour
Dec. 4, 1998	vs. Detroit	Tony Granato	14:25	3rd	2-2	Steve Shields/Norm Macacle
Nov. 21, 1998	vs. N.Y. Rangers	Jarrod Skalde	1:12	3rd	2-2	Mike Vernon/Dan Cloutier
Nov. 7, 1998	vs. St. Louis	Marco Sturm	14:07	3rd	2-2	Mike Vernon/G. Fuhr, J. MCLENNAN
Nov. 6, 1998	at Anaheim	Dave Lowry	10:27	3rd	2-2	Steve Shields/Guy Hebert
Oct. 22, 1998	at Chicago	Eric Daze	3:53	3rd	2-2	Steve Shields/Jeff Hackett
Oct. 9, 1998	at Calgary	Mike Ricci	17:42	3rd	3-3	Mike Vernon/Ken Wregget
April 15, 1998	at Calgary	Hnat Domenichelli	11:00	3rd	3-3	Mike Vernon/ Dwayne Roloson
April 11, 1998	vs. Vancouver	Bret Hedican	3:44	3rd	1-1	Mike Vernon/ Arturs Irbe
April 2, 1998	at Ottawa	Stephane Matteau	1:58	3rd	3-3	Mike Vernon/Ron Tugnutt
Jan. 24, 1998	vs. Florida	John MacLean	19:44	3rd	1-1	Kelly Hrudey/ John Vanbiesbrouck
Jan. 15, 1998	at Colorado	Joe Sakic	11:53	3rd	2-2	Mike Vernon/Craig Billington
Dec. 30, 1997	at Florida	Stephane Matteau	5:32	3rd	2-2	Mike Vernon/ John Vanbiesbrouck
Dec. 18, 1997	vs. Vancouver	—	—	—	0-0	Mike Vernon/Arturs Irbe
Dec. 10, 1997	vs. Washington	Peter Bondra	19:31	3rd	3-3	Mike Vernon/Olaf Kolzig
Nov. 24, 1997	at Montreal	Scott Thornton	8:50	3rd	2-2	Kelly Hrudey/Andy Moog
Nov. 4, 1997	vs. Toronto	—	—	—	0-0	Mike Vernon/ Glenn Healy-Mark Cousineau
April 2, 1997	vs. Anaheim	Marty McSorley	19:38	3rd	5-5	Kelly Hrudey/Guy Hebert
Feb. 25, 1997	at Florida	David Nemirovsky	1:24	3rd	2-2	Kelly Hrudey/Mark Fitzpatrick
Feb. 8, 1997	at Ottawa	Stephen Guolla	7:20	3rd	3-3	Kelly Hrudey/Damien Rhodes
Jan. 7, 1997	vs. Buffalo	Jeff Friesen	6:39	3rd	1-1	Chris Terreri/Steve Shields
Nov. 16, 1996	at Philadelphia	Greg Hawgood	17:23	3rd	2-2	Kelly Hrudey/Garth Snow
Oct. 26, 1996	at NY Islanders	Owen Nolan	14:25	3rd	2-2	Kelly Hrudey/Tommy Salo
Oct. 16, 1996	vs. Florida	Jeff Friesen	13:23	3rd	3-3	Chris Terreri/Mark Fitzpatrick
Oct. 5, 1996	vs. NY Islanders	Bernie Nicholls	19:44	3rd	2-2	Chris Terreri/Tommy Salo
Mar. 18, 1996	at Boston	Jeff Odgers	15:46	3rd	3-3	Geoff Sarjeant/Bill Ranford
Feb. 15, 1996	at Ottawa	Kevin Miller	0:37	3rd	2-2	Wade Flaherty/Damian Rhodes
Feb. 1, 1996	vs. Los Angeles	Jari Kurri	13:37	3rd	6-6	TERRERI/Flaherty/ Kelly Hrudey
Nov. 2, 1995	vs. New Jersey	Kevin Miller	19:51	3rd	3-3	Arturs Irbe/Martin Brodeur
Oct. 22, 1995	at Edmonton	Ulf Dahlen	19:48	3rd	1-1	Arturs Irbe/Bill Ranford
Oct. 19, 1995	at Winnipeg	Pat Falloon	7:25	3rd	3-3	Arturs Irbe/Tim Cheveldae
Oct. 12, 1995	vs. Boston	Dave Reid	11:07	3rd	6-6	Arturs Irbe/Blaine Lacher




DATE	OPPONENT	GTG	TIME	PERIOD	SCORE	GOALTENDER (SJ/OPP)
May 3, 1995	vs. Vancouver	Tom Pederson	6:31	3rd	3-3	Arturs Irbe/Kay Whitmore
April 19, 1995	at Dallas	Sergei Makarov	19:11	3rd	5-5	Arturs Irbe/A. Moog-MIKE TORCHIA
Feb. 11, 1995	at Vancouver	Tom Pederson	7:08	1st	1-1	Wade Flaherty/Kirk McLean
Feb. 4, 1995	at Winnipeg	Todd Elik	13:25	3rd	3-3	Arturs Irbe/N. Khabibulin
April 13, 1994	vs. Edmonton	Tom Pederson	9:39	3rd	2-2	Arturs Irbe/Fred Brathwaite
Mar. 22, 1994	at Pittsburgh	Todd Elik	12:36	3rd	2-2	Arturs Irbe/Tom Barasso
Mar. 20, 1994	vs. Los Angeles	Wayne Gretzky	19:11	3rd	6-6	Arturs Irbe/Kelly Hrudey
Mar. 8, 1994	vs. Buffalo	Alexander Mogilny	16:15	3rd	4-4	Arturs Irbe/Grant Fuhr, D.HASEK
Feb. 28, 1994	at Winnipeg	Alexei Zhamnov	10:49	3rd	3-3	Arturs Irbe/Bob Essensa
Jan. 28, 1994	at Florida	Jesse Belanger	16:52	3rd	3-3	Arturs Irbe/John Vanbiesbrouck
Jan. 11, 1994	vs. Los Angeles	Jeff Odgers	10:48	2nd	2-2	Arturs Irbe/Kelly Hrudey
Jan. 4, 1994	vs. Montreal	Stephane Lebeau	6:07	3rd	2-2	Arturs Irbe/Patrick Roy
Feb. 2, 1994	at Edmonton	Steven Rice	11:58	3rd	4-4	Arturs Irbe/Bill Ranford
Dec. 28, 1993	vs. Calgary	Ray Whitney	13:57	3rd	3-3	Arturs Irbe/Mike Vernon
Dec. 22, 1993	at Toronto	Sylvain Lefebvre	12:17	3rd	2-2	Arturs Irbe/Felix Potvin
Dec. 3, 1993	vs. Winnipeg	Keith Tkachuk	19:16	3rd	3-3	Arturs Irbe/Bob Essensa
Nov. 14, 1993	at N.Y. Rangers	Igor Larionov	14:05	3rd	3-3	Arturs Irbe/Mike Richter
Nov. 9, 1993	vs. Toronto	Dave Ellett	19:37	3rd	2-2	Arturs Irbe/Felix Potvin
Nov. 2, 1993	vs. Pittsburgh	Ulf Samuelsson	15:32	3rd	3-3	Arturs Irbe/Tom Barasso
Oct. 16, 1993	vs. Boston	Ray Bourque	6:41	3rd	1-1	Arturs Irbe/Jon Casey
Jan. 2, 1993	vs. Vancouver	Robin Bawa	7:43	3rd	2-2	Jeff Hackett/Kay Whitmore
Nov. 1, 1992	at Chicago	Dean Evason	11:46	3rd	4-4	Brian Hayward/Ed Belfour
Feb. 28, 1992	vs. Montreal	Pat Falloon	19:59	3rd	3-3	Jeff Hackett/Andre Racicot
Jan. 14, 1992	at Los Angeles	Doug Wilson	9:18	3rd	3-3	Jarmo Myllys/Kelly Hrudey
Dec. 10, 1991	vs. Winnipeg	Phil Housley	17:46	3rd	3-3	Arturs Irbe/Steph Beauregard
Nov. 29, 1991	at Edmonton	Pat Falloon	19:48	3rd	4-4	Arturs Irbe/Bill Ranford
Nov. 14, 1991	vs. Detroit	Gerard Gallant	14:33	3rd	3-3	Arturs Irbe/Tim Cheveldae



Pat Falloon



HEAD COACHES



George Kingston



Kevin Constantine



Jim Wiley



Al Sims



Darryl Sutter



Ron Wilson



Todd McLellan



Peter DeBoer

ALL-TIME HEAD COACHING RECORDS

NAME	GC	RECORD	PTS PCT.	SEASONS
Peter DeBoer	246	137-86-23	.604	2015-18
Todd McLellan	540	311-163-66	.637	2008-15
Ron Wilson	385	206-134-45	.594	2002-08
Cap Raeder&	1	1-0-0	1.000	2002
Darryl Sutter	434	192-167-75	.529	1997-02
Al Sims	82	27-47-8	.378	1996-97
Jim Wiley	57	17-37-3	.325	1995-96
Kevin Constantine	157	55-78-24	.427	1993-95
George Kingston	164	28-129-7	.192	1991-93

&Cap Raeder served as interim head coach for the Dec. 3, 2003 game at Phoenix, a 3-2 overtime win

ALL-TIME GENERAL MANAGERS

NAME	YEAR(S)
Jack Ferreira	1991-92
Chuck Grillo	1992-96
(Vice President, Director of Player Personnel)	
Dean Lombardi	1996-03
Doug Wilson	2003-present

ALL-TIME TEAM CAPTAINS

PLAYER	YEAR(S)
Doug Wilson	1991-93
Bob Errey	1993-95
Jeff Odgers	1995-96
Todd Gill	1996-98
Owen Nolan	1998-03
Vincent Damphousse	2003*
Mike Ricci	2003*
Alyn McCauley	2003*
Patrick Marleau	2004-09*
Rob Blake	2009-10
Joe Thornton	2010-2014
Joe Pavelski	2015-Current

* Served as captain for part of the season as part of a rotating captaincy plan in 2003-04.



ALL-TIME ASSISTANT COACHES

SEASON	ASSISTANT COACHES	SEASON	ASSISTANT COACHES
1991-92	Bob Murdoch Drew Remenda	2007-08	Tim Hunter Rob Zettler
1992-93	Bob Murdoch Drew Remenda	2008-09	Trent Yawney Todd Richards Jay Woodcroft Mike Ricci (development coach) Corey Schwab (goaltending coach)
1993-94	Wayne Thomas (assistant coach and assistant to director of hockey operations) Vasily Tikhonov Drew Remenda	2009-11	Trent Yawney Matt Shaw Jay Woodcroft Mike Ricci (development coach) Corey Schwab (goaltending coach)
1994-95	Wayne Thomas (assistant coach and assistant to director of hockey operations) Vasily Tikhonov Drew Remenda	2011-12	Matt Shaw Jay Woodcroft Mike Ricci (development coach) Corey Schwab (goaltending coach)
1995-96	Wayne Thomas (assistant coach and assistant to hockey player personnel director) Drew Remenda (assigned to Kansas City development team, Oct. 10, 1995) Vasily Tikhonov (assigned to Kansas City development team, Oct. 10, 1995) Jim Wiley (promoted from Kansas City development team, Oct. 10, 1995) Mark Kaufman (promoted from Kansas City development team, Oct. 10, 1995)	2012-15	Larry Robinson (associate coach) Jim Johnson Jay Woodcroft Mike Ricci (development coach) Corey Schwab (goaltending coach)
1996-97	Wayne Cashman Roy Sommer	2015-17	Bob Boughner Steve Spott Johan Hedberg (assistant/ goaltending coach) Mike Ricci (development coach) Evgeni Nabokov (goaltending development coach)
1997-98	Roy Sommer Paul Baxter	2017-18	Steve Spott Rob Zettler Dave Barr Johan Hedberg (assistant/goaltending coach) Mike Ricci (Scout & Development Coach - Forward) Bryan Marchment (Scout & Development Coach - Defense) Evgeni Nabokov (Scout & Development Coach - Goaltender)
1998-99	Paul Baxter Bob Berry		
1999-00	Paul Baxter Bob Berry		
2000-01	Rich Preston Cap Raeder Warren Strelow (goaltending coach; served as goaltending consultant from 1997-00)		
2001-02	Rich Preston Lorne Malleken Warren Strelow (goaltending coach)		
2002-07	Tim Hunter Rob Zettler Warren Strelow (goaltending coach)		





ALL-TIME ATTENDANCE

SEASON	HOME DATES	TOTAL	AVERAGE	% OF CAPACITY	SELLOUTS	CAPACITY
2017-18	41	711,988	17,366	98.9%	19	17,562
2016-17	41	717,833	17,508	99.7%	26	17,562
2015-16	41	686,623	16,747	95.4%~	13	17,562
2014-15	41	767,012	17,420^	99.3%	24	17,562^
2013-14	41	720,042	17,562	100%	41	17,562
2012-13#	24	421,488	17,562	100%	24	17,562
2011-12	41	720,042	17,562	100%	41	17,562
2010-11*	40	702,480	17,562	100%	40	17,562
2009-10!	41	719,904	17,559	99.9%	40	17,562
2008-09	41	717,023	17,488	99.9%	40	17,496
2007-08	41	713,863	17,411	99.5%	31	17,496
2006-07	41	714,316	17,422	99.6%	36	17,496
2005-06	41	690,095	16,831	96.2%	21	17,496
2003-04	41	649,261	15,836	90.5%	10	17,496
2002-03	41	711,386	17,350	99.2%	26	17,496
2001-02	41	714,357	17,423	99.6%	33	17,496
2000-01@	41	716,196	17,468	99.9%	35	17,496
1999-00	41	708,925	17,291	98.8%	32	17,483
1998-99*	40	685,929	17,148	98.1%	23	17,483
1997-98	41	701,164	17,101	97.8%	20	17,483
1996-97 \$	41	714,238	17,420	99.9%	38	17,442
1995-96	41	704,790	17,190	100%	41	17,190
1994-95 #	24	412,560	17,190	100%	24	17,190
1993-94 *	41	680,407	16,595	96.5%	28	17,190
1992-93 * &	41	452,849	11,045	99.6%	34	11,089
1991-92 &	40	435,520	10,888	100%	40	10,888

~ — Includes Stadium Series game at Levi's Stadium.

^ — Does NOT include Stadium Series game at Levi's Stadium.

! — Capacity increased from 17,496 to 17,562.

@ — Capacity increased from 17,442 to 17,496.

\$ — Capacity increased from 17,190 to 17,442 after first home game.

* — One neutral site game as designated home team not counted in totals.

& — Seasons played at Cow Palace in Daly City, Calif.

— Shortened schedule due to labor stoppage.

TEAM RECORD BY SEASON

HOME SEASON	GP	W	L	T	O/T	PTS	PTS PCT
2017-18	41	25	13		3	53	.646
2016-17	41	26	11	-	4	56	.683
2015-16	41	18	20	-	3	39	.475
2014-15	*41	19	17	-	5	43	.524
2013-14	41	29	7	-	5	63	.768
2012-13	24	17	2	-	5	39	.813
2011-12	41	26	12	-	3	55	.671
2010-11	*41	25	11	-	5	55	.671
2009-10	41	27	6	-	8	62	.756
2008-09*	41	32	5	-	4	68	.829
2007-08	41	22	13	-	6	50	.610
2006-07	41	25	12	-	4	54	.659
2005-06	41	25	9	-	7	57	.695
2003-04	41	24	8	7	2	57	.695
2002-03	41	17	16	5	3	42	.512
2001-02	41	25	11	3	2	55	.671
2000-01	41	22	14	4	1	49	.598
1999-00	41	21	17	3	3	48	.585
1998-99	*41	17	15	9	-	43	.524
1997-98	41	17	19	5	-	39	.476
1996-97	41	14	23	4	-	32	.390
1995-96	41	12	26	3	-	27	.329
1994-95	24	10	13	1	-	21	.438
1993-94	*42	19	13	10	-	48	.571
1992-93	*42	8	33	1	-	17	.202
1991-92	40	14	23	3	-	31	.388
TOTALS	1033	536	366	58	73	1203	.582

ROAD SEASON	GP	W	L	T	OTL	PTS	PTS PCT
2016-17	41	20	18	-	3	43	.524
2015-16	41	28	10	-	3	59	.720
2014-15	41	21	16	-	4	46	.561
2013-14	41	22	15	-	4	48	.585
2012-13	24	8	14	-	2	18	.375
2011-12	41	17	17	-	7	41	.500
2010-11	**41	23	14	-	4	50	.610
2009-10	41	24	14	-	3	51	.622
2008-09&	41	21	13	-	7	49	.598
2007-08	41	27	10	-	4	58	.707
2006-07	41	26	14	-	1	53	.646
2005-06	41	19	18	-	4	42	.512
2003-04	41	19	13	5	4	47	.573
2002-03	41	11	21	4	5	31	.378
2001-02	41	19	16	5	1	44	.537
2000-01	41	18	13	8	2	46	.561
1999-00	41	14	16	7	4	39	.476
1998-99	**41	14	18	9	-	37	.451
1997-98	41	17	19	5	-	39	.476
1996-97	41	13	24	4	-	30	.366
1995-96	41	8	29	4	-	20	.244
1994-95	24	9	12	3	-	21	.438
1993-94	**42	14	22	6	-	34	.405
1992-93	**42	3	28	1	-	7	.083
1991-92	40	3	35	2	-	8	.100
TOTALS	1033	438	463	63	69	1008	.488

& — Won Presidents' Trophy

— Won Pacific Division

* — Includes one game at neutral site designated as home game.

** — Includes one game at neutral site designated as road game.



OVERALL SEASON	GP	W	L	T	OTL	PTS	PTS PCT	FINISH
2017-18	82	45	27		10	100	.610	3rd Div./6th Conf.
2016-17	82	46	29	-	7	99	.604	3rd Div./6th Conf.
2015-16	82	46	30	-	6	98	.598	3rd Div./6th Conf.
2014-15	82	40	33	-	9	89	.543	5th Div./12th Conf.
2013-14	82	51	22	-	9	111	.721	2nd Div./4th Conf.
2012-13	48	25	16	-	7	57	.594	3rd Div./6th Conf.
2011-12	82	43	29	-	10	96	.585	2nd Div./7th Conf.
2010-11#	82	48	25	-	9	105	.640	1st Div./2nd Conf.
2009-10#	82	51	20	-	11	113	.689	1st Div./1st Conf.
2008-09&#	82	53	18	-	11	117	.713	1st Div./1st Conf.
2007-08#	82	49	23	-	10	108	.659	1st Div./2nd Conf.
2006-07	82	51	26	-	5	107	.652	2nd Div./5th Conf.
2005-06	82	44	27	-	11	99	.604	2nd Div./5th Conf.
2003-04#	82	43	21	12	6	104	.634	1st Div./2nd Conf.
2002-03	82	28	37	9	8	73	.445	5th Div./14th Conf.
2001-02#	82	44	27	8	3	99	.604	1st Div./3rd Conf.
2000-01	82	40	27	12	3	95	.579	2nd Div./5th Conf.
1999-00	82	35	33	10	7	87	.530	4th Div./8th Conf.
1998-99	82	31	33	18	-	80	.488	4th Div./7th Conf.
1997-98	82	34	38	10	-	78	.476	4th Div./8th Conf.
1996-97	82	27	47	8	-	62	.378	7th Div./13th Conf.
1995-96	82	20	55	7	-	47	.287	7th Div./13th Conf.
1994-95	48	19	25	4	-	42	.438	3rd Div./7th Conf.
1993-94	84	33	35	16	-	82	.488	3rd Div./8th Conf.
1992-93	84	11	61	2	-	24	.143	6th Division
1991-92	80	17	58	5	-	39	.244	6th Division
TOTALS	2066	974	829	121	142	2211	0.535	



SHARKS IN THE NHL ALL-STAR GAME

SEASON	HOST	SKATERS	G	A	PTS	NOTES
2017-18	Tampa Bay	Brent Burns	1 (1,0)	2 (1,1)	3 (2,1)	Beat Team Central 5-2 in West Game Beat Team Atlantic 5-2 in Final
2016-17	Los Angeles	Brent Burns	1 (1,0)	1 (1,0)	2 (2,0)	Beat Team Central 10-3 in West Game
		Joe Pavelski	2 (1,1)	1 (1,0)	3 (2,1)	Lost to Team Metropolitan 3-4 in Final
2015-16	Nashville	Brent Burns	0	4 (3,1)	4 (3,1)	Beat Team Central 9-6 in West Game
		Joe Pavelski	1 (1,0)	1 (1,0)	2 (2,0)	Beat Team Atlantic 1-0 in Final
2014-15	Columbus	Joe Pavelski	1 (1,0)	1 (1,0)	2 (2,0)	Beat Team Atlantic 1-0 in Final
2013-14		NO ALL-STAR GAME DUE TO PARTICIPATION IN THE WINTER OLYMPICS				
2012-13		NO ALL-STAR GAME				
2011-12	Ottawa	Logan Couture	0	1	1	Drafted by Team Alfredsson, last selection in the draft and won a car
2010-11	Carolina	Dan Boyle	0	1	1	Drafted by Team Staal
2009-10		NO ALL-STAR GAME DUE TO PARTICIPATION IN THE WINTER OLYMPICS				
2008-09	Montreal	Joe Thornton	0	3	3	6th consecutive appearance
		Dan Boyle	1	1	2	1st career appearance
		Patrick Marleau	1	2	3	3rd career appearance
2007-08	Atlanta	Joe Thornton	0	1	1	5th consecutive appearance
2006-07	Dallas	Joe Thornton	0	0	0	Voted to starting lineup
		Jonathan Cheechoo	0	1	1	Voted to starting lineup
		Patrick Marleau	1	0	1	2nd Fastest Skater during NHL Skills Competition
2005-06		NO ALL-STAR GAME DUE TO PARTICIPATION IN THE WINTER OLYMPICS				
2004-05		NO ALL-STAR GAME				
2003-04	Minnesota	Patrick Marleau	0	0	0	1st career appearance
2002-03	Florida	Teemu Selanne	0	0	0	Voted to starting lineup
2001-02	Los Angeles	Teemu Selanne	2	0	2	One of 2 players to score 2 goals in the contest. Voted to starting lineup Plus-3, 5 shots.
		Owen Nolan	0	0	0	Voted to starting lineup
		Vincent Damphousse	1	2	3	Scored opening goal, plus-3. Voted to starting lineup
2000-01	Colorado***	Marcus Ragnarsson	0	0	0	Led World Team in ice time (21:04)
1999-00	Toronto	Owen Nolan	0	0	0	4th career All-Star Appearance
1998-99	Tampa Bay	Marco Sturm	1	0	1	Scored World Team's first goal
1997-98	Vancouver	None Selected				
1996-97	San Jose**	Owen Nolan	3	0	3	Hat trick; led West in goals
		Tony Granato	0	0	0	Named as a starter
1995-96	Boston	Owen Nolan	0	0	0	2nd career appearance
1994-95		NO ALL-STAR GAME				
1993-94	N.Y. Rangers	Sandis Ozolinsh	2	1	3	Led Western Conf. in scoring
1992-93	Montreal*	Kelly Kisio	1	1	2	1st career appearance
1991-92	Philadelphia	Doug Wilson	0	0	0	7th appearance, 6 with Chicago

SEASON	HOST	GOALTENDER	MIN	GA	SVS	NOTES
2016-17	Los Angeles	Martin Jones	20 (10,10)	4 (2,2)	12 (7,5)	
2007-08	Atlanta	Evgeni Nabokov	20	0	8	First goalie to stop all shots in a period since Nikolai Khabibulin in 2002
2000-01	Colorado	Evgeni Nabokov	20	5	11	Finished 2nd in NHL Skills Competition
1993-94	N.Y. Rangers	Arturs Irbe	20	2	16	Stopped 16 of 18 shots

SEASON	HOST	COACH	NOTES
2016-17	Los Angeles	Peter DeBoer	First All-Star appearance
2011-12	Ottawa	Todd McLellan	12-9 L; Sons helped form team's lines
2008-09	Montreal	Todd McLellan	12-11 SO loss; 2nd first-year coach in ASG

* Pat Falloon was selected to play in 1992-93, but was unable to participate due to injury.

** Tony Granato was the Commissioner's Special Selection from the Western Conference and named starter for Joe Sakic (COL, injured).

*** Vincent Damphousse was selected to play in 2000-01, but was unable to participate due to injury.



SHARKS IN THE OLYMPICS

SEASON	HOST	SKATER	GP	G	A	PTS	COUNTRY
2014	Sochi, Russia	Joe Pavelski	6	1	4	5	USA
		Patrick Marleau	6	0	4	4	Canada
		Marc-Edouard Vlasic	6	0	0	0	Canada
2010	Vancouver, B.C.	Dany Heatley	7	4	3	7	Canada
		Dan Boyle	7	1	5	6	Canada
		Patrick Marleau	7	2	3	5	Canada
		Joe Pavelski	7	0	3	3	USA
		Joe Thornton	7	1	1	2	Canada
		Douglas Murray	4	0	0	0	Sweden
		Joe Thornton	6	1	2	3	Canada
2006	Torino, Italy	Christian Ehrhoff	5	1	1	2	Germany
		Marcel Goc	5	1	0	1	Germany
		Ville Nieminen	8	0	1	1	Finland
2002	Salt Lake City	Niklas Sundstrum	4	1	3	4	Sweden
		Teemu Selanne	4	3	0	3	Finland
		Owen Nolan	6	0	3	3	Canada
		Marcus Ragnarsson	4	0	2	2	Sweden
		Marco Sturm	5	0	1	1	Germany
		*Christian Ehrhoff	7	0	0	0	Germany
		Gary Suter	6	0	1	1	USA

SEASON	HOST	GOALTENDER	GP	SV%	GAA	SO	COUNTRY
2014	Sochi, Russia	Antti Niemi	0	0	0	0	Finland
2010	Vancouver, B.C.	Thomas Greiss	3	.815	5.03	0	Germany
		Evgeni Nabokov	3	.853	4.16	0	Russia
		Evgeni Nabokov	6	.940	1.34	3	Russia
2006	Torino, Italy	**Thomas Greiss	1	.875	5.00	0	Germany

* — Christian Ehrhoff was Sharks a prospect playing in Germany at the time of the Olympics

** — Thomas Greiss was a Sharks prospect playing in Germany at the time of the Olympics



Patrick Marleau, Joe Thornton, Dany Heatley, and Dan Boyle won gold for Team Canada in 2010.





NHL AWARD WINNERS

JAMES NORRIS MEMORIAL TROPHY

2016-17	Brent Burns	Became the first Sharks defenseman to win the award after leading NHL defensemen in goals (29) and points (76), edging out Ottawa Senators star Erik Karlsson and Tampa Bay Lightning stalwart Victor Hedman.
---------	-------------	---

HART MEMORIAL TROPHY

2005-06	Joe Thornton	Led the League with 125 points (29-96=125) in 81 games played. He edged out New York Rangers forward Jaromir Jagr and Calgary goaltender Miikka Kiprusoff.
---------	--------------	--

ART ROSS TROPHY

2005-06	Joe Thornton	Led the League with 125 points (29-96=125) in 81 games played.
---------	--------------	--

MAURICE "ROCKET" RICHARD TROPHY

2005-06	Jonathan Cheechoo	Led NHL and set a career high with 56 goals. He also led the NHL in divisional goals, game-winning goals and home goals.
---------	-------------------	--

CALDER MEMORIAL TROPHY

2000-01	Evgeni Nabokov	Led rookie goaltenders in games played (66), minutes (3,700), wins (32), shots against (1,582) and shutouts (6). Also third in GAA (2.19) and save percentage (.915). Named NHL Player of the Week Jan. 22-28 and NHL Rookie of the Month for November and December 2000. First NHL goaltender to post 20 wins that season. Finished fourth in Vezina Trophy voting.
---------	----------------	--

FIRST TEAM NHL ALL-STAR

2016-17	Brent Burns	Led the League in first team votes with 155 to earn his first, First Team NHL All-Star nod after being the only defenseman ranked in the top-15 (ranked 9th) in scoring with 76 points on the year.
2007-08	Evgeni Nabokov	Led NHL in wins (46) and tied for third in GAA (2.14).
2005-06	Joe Thornton	Led the League with 125 points (29-96=125).



SECOND TEAM NHL ALL-STAR

2015-16	Brent Burns	Set Sharks franchise record for most goals (27), assists (48) and points (75) by a defenseman in a single season, and most shots on goal by a Sharks skater in a single season (353).
2015-16	Joe Thornton	Ranked first on the Sharks in assists (63) and points (82) while becoming the 33rd player in NHL history to record 1,300 career points.
2013-14	Joe Pavelski	Third in NHL in goals (41) and tied for eighth in points (79).
2008-09	Dan Boyle	Sixth amongst NHL defensemen in points (57).
2007-08	Joe Thornton	Led NHL in assists (67) for third straight season.
2007-08	Brian Campbell	Among NHL top-five defensemen in points (62).

BILL MASTERTON MEMORIAL TROPHY

1996-97	Tony Granato	76 GP, 25-15=40 pts., two hat tricks, started in All-Star Game, returned from February 1996 brain surgery.
---------	--------------	--

NHL FOUNDATION AWARD

2014-15	Brent Burns	The NHL Foundation presents \$25,000 to the winner's chosen charitable organization. Burns selected two beneficiaries: Defending the Blue Line and Folds of Honor.
---------	-------------	--

TED LINDSAY AWARD FINALIST (FORMERLY LESTER B. PEARSON AWARD)

2016-17	Brent Burns	Finalist; first defenseman to be voted a finalist in 17 years.
2005-06	Joe Thornton	Finished second in voting

LADY BYNG MEMORIAL TROPHY

2013-14	Patrick Marleau	Finished third in voting
2005-06	Patrick Marleau	Finished third in voting

JACK ADAMS AWARD

2008-09	Todd McLellan	Finished third in voting
2003-04	Ron Wilson	Finished second in voting
1993-94	Kevin Constantine	Finished second in voting

CALDER MEMORIAL TROPHY

2010-11	Logan Couture	Finished second in voting
1999-00	Brad Stuart	Finished second in voting

FRANK J. SELKE TROPHY

2003-04	Alyn McCauley	Finished third in voting
1999-00	Mike Ricci	Finished third in voting

BILL MASTERTON MEMORIAL TROPHY

2009-10	Jed Ortmeyer	Finalist
---------	--------------	----------

JAMES NORRIS TROPHY

2015-16	Brent Burns	Finished third in voting
---------	-------------	--------------------------

VEZINA TROPHY

2012-13	Antti Niemi	Finished third in voting
2007-08	Evgeni Nabokov	Finished second in voting



NHL HONORS

NHL FOUNDATION AWARD

2013-14	Brent Burns	Finalist
---------	-------------	----------

NHL ALL-ROOKIE TEAM

2010-11	Logan Couture	Led all rookies in game-winning goals, power-play goals, shots and face-offs, finished second in goals and points and was fifth in plus-minus.
2006-07	Matt Carle	Led all rookie defensemen and finished sixth among all NHL rookies in points (42) and set several franchise rookie highs — including goals and points by a defenseman and power play goals.
	Marc-Edouard Vlasic	He and teammate Matt Carle became the second set of defensive teammates to be named to the NHL All-Rookie Team in the same season joining Detroit's Niklas Lidstrom and Vladimir Konstantinov (1991-92). Youngest defenseman in the League in 2006-07. His 23 assists were tied for seventh among all NHL rookies and also placed him sixth on the Sharks all-time single season list for rookies.
2000-01	Evgeni Nabokov	First among rookie goaltenders in games played (66), minutes (3,700), wins (32), shots against (1,582), shutouts (six), third in GAA (2.19) and save percentage (.915). Named NHL Player of the Week Jan. 22-28, NHL Rookie of the Month for November and December 2000. First NHL goaltender to post 20 wins in 2000-01 season. Overall, 11th in wins, sixth in GAA, 110th in save pct., seventh in games played and eighth in minutes. Named to NHL's World All-Star Team. Finished fourth in Vezina Trophy voting.
1999-00	Brad Stuart	82 GP, 36 points (10 goals, 26 assists), first in scoring defensemen on team, seventh overall among rookie scorers, first among rookie defensemen.
1994-95	Jeff Friesen	48 GP, 25 points (15 goals, 10 assists), team-high five PPG.

NHL PLAYER OF THE MONTH

Jan. 2017	Brent Burns	Named Third Star for January, recording 18 points (6g, 12a) in 14 games to go along with a plus-3 rating and a game-winning goal. He paced all defenseman in goals, assists and points, with the next defenseman gather 12 points. He collected at least one point in 10 of his 14 contests, which included six multi-point performances.
March 2016	Brent Burns	Named Third Star for March, recording 19 points (6-13=19) in 16 games, ranking tied for second in both assists and points. He collected at least one point in 12 of his 16 contests, which included seven multi-point performances (three to end of the month).
Jan. 2014	Joe Pavelski	Named Third Star for January, registering 16 points (12-4=16) in 15 games, including a league-leading 12 goals during the month. Notched his first NHL hat trick on 1/18 at TBL, scoring all three goals in 6:12 during the second period.
Oct. 2013	Antti Niemi	Named Third Star for October, posting a 9-1-2 record, 1.72 GAA, .924 SV%, and two shutouts.
Jan. 2013	Patrick Marleau	7 GP, 9-5=14 (Second Star); Became the second player in NHL history – and first since Ottawa's Cy Denneny in 1917-18 – to record four consecutive multi-goal games to begin a season.
Feb. 2011	Antti Niemi	10-2-0, 1.89 GAA, .934 sv. %, 3 SO in starting all 13 games
Nov. 2009	Joe Thornton	14 GP, 4-16=20 (Second Star)
Dec. 2007	Evgeni Nabokov	10-4-1, 1.96 GAA, .925 sv. pct., 2 SO (NHL Third Star of the Month)
Mar 2007	Joe Thornton	Named NHL's Second Star of the Month leading all players in points (24, five goals and 19 assists) in 14 games.
Feb. 2004	Evgeni Nabokov	8-2-0, 1.75 GAA, .934 save pct., 3 shutouts (named DEFENSIVE PLAYER OF THE MONTH)
Feb. 2002	Evgeni Nabokov	6-0-0, 1.17 GAA, .952 save pct., 2 shutouts — first Shark to win the honor.

NHL ROOKIE OF THE MONTH

Oct. 2013	Tomas Hertl	13 GP, 8-3=11 pts (four goal game on 10/8 vs. Rangers)
Dec. 2010	Logan Couture	15 GP, 10-4=14 pts., +7
Jan. 2007	Ryane Clowe	11 GP, 9-7=16 pts.
Dec. 2000	Evgeni Nabokov	7-2-2, 2.11 GAA, .924 save pct., 2 shutouts
Nov. 2000	Evgeni Nabokov	8-2-1, 1.96 GAA, .925 save pct., 1 shutout
Nov. 1997	Marco Sturm	15 GP, 3-7=10 pts.
Dec. 1992	Rob Gaudreau	14 GP, 14-5=19 pts. (also recorded first two Sharks hat tricks on Dec. 3 and 12)



NHL PLAYER OF THE WEEK

Oct. 31-Nov. 6, 2017	Martin Jones	2 GP, 2-0-0, 0.96 GAA, .957 SV% (Third Star)
Oct. 17-23, 2017	Logan Couture	3 GP, 5-2=7 (Third Star)
March 6-March 12	Joe Pavelski	4 GP, 5-1=6 (First Star)
Jan. 23-January 29	Patrick Marleau	3 GP, 5-1=6; four goals in one period (Second Star)
Nov. 28-Dec. 4	Martin Jones	3 GP, 3-0-0, 1.01 GAA, .962 sv. % (Third Star)
Nov. 21 - Nov., 27	Brent Burns	4 GP, 2-4=6 (Third Star)
Mar. 28-April 3, 2016	Brent Burns	4 GP, 1-6=7 (Second Star)
Feb. 29-March 6, 2016	Brent Burns	3 GP, 3-3=6 (Third Star)
Nov. 16-Nov. 22, 2015	Martin Jones	3 GP, 3-0-0, 1.63 GAA, .951 sv.%, one shutout (First Star)
Mar. 10-16, 2014	Antti Niemi	3 GP, 3-0-0, 1.67 GAA, .950 SV%, 1 SO (Third Star)
Oct. 14-20, 2013	Patrick Marleau	3 GP, 3-3=6 (Third Star)
Oct. 7-13, 2013	Tomas Hertl	3 GP, 5-0=5 (First Star)
April 14-21, 2013	Logan Couture	4 GP, 3-3=6 (Third Star)
March 25-31, 2013	Antti Niemi	4 GP, 4-0-0, 1.22 GAA, .952 sv%, 2 SO (Second Star)
Jan. 20-27, 2013	Patrick Marleau	5 GP, 9-4=13 (First Star)
Nov. 14-20, 2011	Marc-Edouard Vlasic	3 GP, 1-6=7, +7 (Second Star)
March 14-20, 2011	Joe Pavelski	4 GP, 3-8=11 (First Star)
Feb. 14-20, 2011	Antti Niemi	3 GP, 3-0-0, 0.98 GAA, .963 sv% (First Star)
Dec. 6-12, 2010	Ryane Clowe	4 GP, 3-5=8 (First Star)
Oct. 25-31, 2010	Joe Thornton	2 GP, 3-5=8, hat trick (Second Star)
Nov. 16-22, 2009	Joe Thornton	3 GP, 2-6=8 (First Star)
Nov. 2-8, 2009	Evgeni Nabokov	3 GP, 2-0-1, .95 GAA, .967 sv.% (Second Star)
Oct. 26-Nov. 1, 2009	Evgeni Nabokov	3 GP, 3-0-0, .97 GAA, .963 sv. % (Third Star)
Oct. 19-25, 2009	Patrick Marleau	4 GP, 3-6=9 (Third Star)
Oct. 5-11, 2009	Dany Heatley	3 GP, 5-3=8 (First Star)
March 24-30, 2008	Joe Thornton	4 GP, 7-1=8 (First Star)
March 3-9, 2008	Joe Thornton	4 GP, 2-5=7 (Third Star)
Dec. 24-30, 2007	Evgeni Nabokov	3-0-0, 1.34 GAA, .949 sv. pct., 1 SO (Third Star)
Nov. 12-18, 2007	Evgeni Nabokov	3-0-1, .96 GAA, .959 sv. pct., 2 SO (Second Star)
March 19-25, 2007	Jonathan Cheechoo	3 GP, 6-2=8 (Second Star)
March 12-18, 2007	Joe Thornton	4 GP, 4-6=10 (First Star)
March 5-11, 2007	Evgeni Nabokov	2-0-1, .66 GAA, .976 sv. pct. (Third Star)
Jan. 1-7, 2007	Joe Thornton	2 GP, 0-7=7 (Third Star)
April 10-16, 2006	Joe Thornton	4 GP, 1-11=12, plus-7 plus/minus rating for the week
	Jonathan Cheechoo	4 GP, 7-4=11, plus-5 plus/minus rating for the week
April 3-9, 2006	Vesa Toskala	4-0-0, .98 GAA, .950 save pct., 1 SO (named DEFENSIVE PLAYER OF THE WEEK)
March 20-26, 2006	Vesa Toskala	3-0-0, 1.66 GAA, .946 save pct, 1 SO (named DEFENSIVE PLAYER OF THE WEEK)
Feb. 6-12, 2006	Patrick Marleau	4 GP, 4-6=10, plus-1 plus/minus rating for week
Dec. 5-11, 2005	Joe Thornton	3 GP, 2-6=8, plus-2 plus/minus rating for week
Nov. 28-Dec. 4, 2005	Patrick Marleau	3 GP, 1-5=6, plus-3 plus/minus rating for week
March 22-28, 2004	Evgeni Nabokov	3-0-0, 1.64 GAA, .944 save pct., 2 SO (named DEFENSIVE PLAYER OF THE WEEK)
Feb. 4-10, 2002	Evgeni Nabokov	3-0-0, 0.67 GAA, .968 save pct., 2 SO
Jan. 22-28, 2001	Evgeni Nabokov	2-0-1, 1.30 GAA, .947 save pct.
Dec. 6-12, 2000	Owen Nolan	3 GP, 4-2=6, plus-5
Oct. 11-17, 1999	Steve Shields	3-0-0, 0.83 GAA, .979 sv pct., 1 SO, set Sharks consecutive scoreless streak at 141:46
March 8-14, 1999	Steve Shields	3-0-0, 1.33 GAA, .948 save pct., 1 SO
Feb. 8-14, 1999	Mike Vernon	3-0-0, 1.00 GAA, .961 save pct.
Dec. 15-21, 1997	Mike Vernon	2-0-1, 0.97 GAA, .958 save pct., 1 SO



NHL PLAYER OF THE WEEK

Nov. 22-28, 1993 Arturs Irbe (co-Player of the Week) 3-0-0 2.33 GAA, 2nd career shutout
Feb. 28/March 6, 1994 Sergei Makarov 3 GP, 4-3=7, plus-6 plus/minus rating for week

BILL MASTERTON MEMORIAL TROPHY NOMINEES

The Bay Area chapter of the Professional Hockey Writers Association votes for the San Jose Sharks nominee for the Bill Masterton Memorial Trophy. Each NHL team selects a nominee for the award, which is presented to the player who best exemplifies the qualities of perseverance, sportsmanship and dedication to hockey.

2017-18	Joe Thornton	2002-03	Teemu Selanne
2016-17	Aaron Dell	2001-02	Vincent Damphousse
2015-16	Joe Thornton	2000-01	Gary Suter
2014-15	Scott Hannan	1999-00	Gary Suter
2013-14	Alex Stalock	1998-99	Bryan Marchment
2012-13	James Sheppard	1997-98	Kelly Hrudey
2011-12	Tommy Wingels	1996-97	Tony Granato*
2010-11	Joe Pavelski	1995-96	Jeff Odgers
2009-10	Jed Ortmeyer**	1994-95	Igor Larionov
2008-09	Claude Lemieux	1993-94	Sergei Makarov
2007-08	Jeremy Roenick	1992-93	Kelly Kisio
2006-07	Curtis Brown	1991-92	Doug Wilson
2005-06	Scott Thornton		* — won trophy
2003-04	Vincent Damphousse		** — finalist



Jed Ortmeyer

KING CLANCY MEMORIAL TROPHY NOMINEES

The King Clancy Memorial Trophy is presented to "the player who best exemplifies leadership qualities on-and-off the ice and has made a noteworthy contribution in his community." Team members nominate a player to represent each NHL club in League-wide voting.

2017-18	Chris Tierney	2003-04	Mike Ricci
2016-17	Paul Martin	2002-03	Adam Graves
2015-16	Paul Martin	2001-02	Adam Graves
2014-15	Brent Burns	2000-01	Tony Granato
2013-14	Brent Burns	1999-00	Tony Granato
2012-13	Tommy Wingels	1998-99	Ron Sutter
2011-12	Joe Pavelski	1997-98	Jeff Friesen
2010-11	Joe Pavelski	1996-97	Tony Granato
2009-10	Manny Malhotra	1995-96	Jeff Odgers
2008-09	Patrick Marleau	1994-95	Jeff Odgers
2007-08	Curtis Brown	1993-94	Arturs Irbe
2006-07	Patrick Marleau	1992-93	Doug Wilson
2005-06	Scott Thornton	1991-92	Doug Wilson

TEAM HONORS

SHARKS FOUNDATION "SHARKS PLAYER OF THE YEAR" AWARD

This annual award was established in the franchise's inaugural season and is voted upon by Bay Area media to recognize the Sharks player making the greatest overall contribution to the success of the San Jose Sharks.

2017-18	Logan Couture
2016-17	Brent Burns
2015-16	Joe Thornton
2014-15	Joe Pavelski
2013-14	Joe Pavelski
2012-13	Antti Niemi
2011-12	Logan Couture
2010-11	Antti Niemi
2009-10	Patrick Marleau
2008-09	Patrick Marleau
2007-08	Evgeni Nabokov
2006-07	Joe Thornton
2005-06	Joe Thornton
2003-04	Patrick Marleau
2002-03	Teemu Selanne
2001-02	Mike Ricci
2000-01	Evgeni Nabokov
1999-00	Owen Nolan
1998-99	Mike Vernon/Steve Shields
1997-98	Mike Vernon
1996-97	Jeff Friesen
1995-96	Jamie Baker
1994-95	Ulf Dahlen
1993-94	Arturs Irbe
1992-93	Kelly Kisio
1991-92	Jeff Hackett



Joe Pavelski



SHARKS FOUNDATION "SHARKS PLAYER OF THE MONTH" AWARD

"Sharks Player of the Month" program honors the Sharks player(s) who have contributed most to the team's success each month.

1997-98

October 1997	Bill Houlder
November 1997	Marco Sturm
December 1997	Mike Vernon
January 1998	Mike Rathje
February 1998	None — Olympics
March 1998	Jeff Friesen

1998-99

October 1998	Marco Sturm
November 1998	Jeff Friesen
December 1998	Mike Ricci
January 1999	Owen Nolan
February 1999	Mike Vernon
March 1999	Steve Shields

1999-00

October 1999	Owen Nolan/ Steve Shields
November 1999	Vincent Damphousse
December 1999	Owen Nolan
January 2000	Mike Ricci
February 2000	Brad Stuart
March 2000	Vincent Damphousse

2000-01

October 2000	Evgeni Nabokov
November 2000	Vincent Damphousse
December 2000	Evgeni Nabokov
January 2001	Owen Nolan
February 2001	Niklas Sundstrom
March 2001	Mike Ricci

2001-02

October 2001	Vincent Damphousse
November 2001	Evgeni Nabokov
December 2001	Mike Ricci
January 2002	Brad Stuart
February 2002	Evgeni Nabokov
March 2002	Scott Thornton

2002-03

October 2002	Vincent Damphousse
November 2002	Patrick Marleau
December 2002	Teemu Selanne
January 2003	Owen Nolan
February 2003	Scott Hannan

2003-04

October 2003	Scott Hannan
November 2003	Vesa Toskala
December 2003	Patrick Marleau/ Evgeni Nabokov



Marco Sturm

January 2004	Mike Rathje
February 2004	Marco Sturm
March 2004	Jonathan Cheechoo

2005-06

October 2005	Kyle McLaren
November 2005	Patrick Marleau
December 2005	Joe Thornton
January 2006	Jonathan Cheechoo
February 2006	Vesa Toskala
March 2006	Vesa Toskala
April 2006	Joe Thornton

2006-07

October 2006	Milan Michalek
November 2006	Evgeni Nabokov/ Vesa Toskala
December 2006	Joe Thornton
January 2007	Patrick Marleau
February 2007	Joe Thornton
March 2007	Evgeni Nabokov

2007-08

October 2007	Evgeni Nabokov
November 2007	Joe Thornton
December 2007	Evgeni Nabokov
January 2008	Craig Rivet
February 2008	Jonathan Cheechoo
March 2008	Entire Sharks Team

2008-09

October 2008	Patrick Marleau
November 2008	Rob Blake
December 2008	Joe Thornton
January 2009	Milan Michalek
February 2009	Joe Pavelski
March 2009	Evgeni Nabokov

SHARKS FOUNDATION "SHARKS PLAYER OF THE MONTH" AWARD**2009-10**

October 2009	Patrick Marleau
November 2009	Joe Thornton
December 2009	Douglas Murray
January 2010	Evgeni Nabokov
February 2010	Dany Heatley
March 2010	Ryane Clowe

2010-11

October 2010	Antero Niittymäki
November 2010	Ryane Clowe
December 2010	Logan Couture
January 2011	Antti Niemi
February 2011	Antti Niemi
March 2011	Patrick Marleau

2011-12

October 2011	Joe Pavelski/ Marc-Edouard Vlasic
November 2011	Patrick Marleau
December 2011	Logan Couture
January 2012	Logan Couture
February 2012	Joe Thornton
March 2012	Joe Thornton

2012-13

January/February 2013	Antti Niemi
March 2013	Brent Burns
April 2013	Logan Couture

2013-14

October 2014	Marc-Edouard Vlasic
November 2014	Joe Thornton
December 2014	Joe Pavelski
January 2014	Joe Pavelski
February/March 2014	James Sheppard

2014-15

October 2014	Brent Burns/ Tommy Wingels
November 2014	Marc-Edouard Vlasic
December 2014	Joe Pavelski
January 2015	Logan Couture
February 2015	Joe Thornton
March 2015	Brent Burns

2015-16

October 2015	Joel Ward
November 2015	Brent Burns
December 2015	Joe Pavelski
January 2016	Joe Thornton
February 2016	Martin Jones
March 2016	Brent Burns

2016-17

October 2016	Brent Burns
November 2016	Martin Jones
December 2016	Joe Pavelski
January 2017	Patrick Marleau
February 2017	Logan Couture
March 2017	Joe Pavelski

2017-18

October 2017	Logan Couture
November 2017	Martin Jones
December 2017	Brent Burns
January 2018	Marc-Edouard Vlasic
February 2018	Joe Pavelski
March 2018	Evander Kane

**GORDIE HOWE HAT TRICKS**

Named after the Hockey Hall of Famer, a player must score a goal, record an assist and pick up a fighting major in the same game. Entering this season, there have been 12 "Gordie Howe Hat Tricks" in Sharks history.

DATE	GAME	SCORE	PLAYER	G	A	FM
March 24, 2018	@ Calgary	5-1 W	Brenden Dillon	1	1	1
March 30, 2017	@ Edmonton	2-3 L	Jannik Hansen	1	1	1
March 17, 2016	@ Calgary	2-1 WOT	Brent Burns	1	1	1
Mar. 11, 2014	vs. Toronto	6-2 W	Tommy Wingels	1	1	1
April 5, 2012	@ Los Angeles	6-5 WSO	Ryane Clowe	1	1	2
April 5, 2012	@ Los Angeles	6-5 WSO	Joe Thornton	1	1	1
April 4, 2011	vs. Los Angeles	6-1 W	Dan Boyle	1	1	1
March 26, 2011	@ Phoenix	4-1 W	Ryane Clowe	1	2	1
Nov. 4, 2008	vs. Minnesota	3-1 W	Ryane Clowe	1	1	1
Jan. 6, 2007	vs. Columbus	5-2 W	Christian Ehrhoff	1	1	1
Nov. 25, 2002	@ St. Louis	4-1 W	Brad Stuart	1	1	2
Jan. 5, 2002	vs. Florida	6-0 W	Matt Bradley	1	1	1
Dec. 10, 1999	vs. Atlanta	4-1 W	Patrick Marleau	1	1	1
Jan. 7, 1999	@ Nashville	4-3 W	Ronnie Stern	1	1	1
March 10, 1996	vs. Buffalo	6-4 W	Owen Nolan	1	1	1
Jan. 13, 1996	@ Pittsburgh	10-8 W	Jim Kyte	1	1	1
Dec. 2, 1995	vs. Washington	5-3 W	Owen Nolan	1	2	1
Jan. 25, 1992	vs. Edmonton	5-2 W	Link Gaetz	1	1	1

"SHARKS ROOKIE OF THE YEAR" AWARD

"SHARKS ROOKIES OF THE YEAR presented by SAP" AWARD Joakim Ryan has been selected as the 2017-18 SAP "Sharks Rookie of the Year" in a vote amongst a panel of Bay Area media.

2017-18	Joakim Ryan	2005-06	Milan Michalek
2016-17	Kevin Labanc	2003-04	Tom Preissing
2015-16	Joonas Donskoi	2002-03	Jim Fahey
2014-15	Melker Karlsson	2001-02	Matt Bradley
2013-14	Tomas Hertl, Matt Nieto	2000-01	Evgeni Nabokov
2012-13	Matt Irwin	1999-00	Brad Stuart
2011-12	Andrew Desjardins	1998-99	Alexander Korolyuk
2010-11	Logan Couture	1997-98	Patrick Marleau, Marco Sturm,
2009-10	Jason Demers		Andrei Zyuzin
2008-09	Tomas Plhal	1996-97	Stephen Guolla
2007-08	Torrey Mitchell	1995-96	Marcus Ragnarsson
2006-07	Marc-Edouard Vlasic	1994-95	Jeff Friesen

"THREE STARS OF THE GAME" AWARD

Xactly Inspired Performance "THREE STARS OF THE GAME" AWARD...Martin Jones received the 2017-18 Xactly Inspired Performance "Three Stars of the Game" Award. Players received five points for every first star selection after each regular season game. No. 2 stars were given three points and the No. 3 star received one point. The three stars of each regular season game are chosen by the media covering the game, based on his performance that night.

2017-18	Martin Jones	2010-11	Antti Niemi
2016-17	Martin Jones	2009-10	Evgeni Nabokov
2015-16	Joe Pavelski	2008-09	Patrick Marleau
2014-15	Logan Couture	2007-08	Joe Thornton
2013-14	Joe Thornton	2006-07	Joe Thornton
2012-13	Antti Niemi	2005-06	Jonathan Cheechoo
2011-12	Joe Pavelski	2003-04	Patrick Marleau

SHARKS "FAN FAVORITE" AWARD PRESENTED BY ENTERPRISE EXOTIC CAR COLLECTION

Brent Burns is the recipient of the "Fan Favorite" Award, which was determined by fan voting on social media and at sjsharks.com

2017-18	Brent Burns	2013-14	Joe Pavelski
2016-17	Brent Burns	2012-13	Patrick Marleau
2015-16	Brent Burns	2011-12	Patrick Marleau
2014-15	Joe Pavelski	2010-11	Patrick Marleau



Tomas Hertl

OPPONENT LEADERS VS. SAN JOSE



Teemu Selanne



GAMES PLAYED	
PLAYER	GP
Shane Doan	112
Teemu Selanne	92
Todd Marchant	82
Mike Modano	81
Darryl Sydor	78
Dustin Brown	76
Nicklas Lidstrom	74
Jarome Iginla	73
Derek Morris	72
Ryan Smyth	71
Henrik Sedin	71
Daniel Sedin	70
Rob Blake	69
Corey Perry	69
Ryan Getzlaf	69
Sergei Zubov	68
Anze Kopitar	67
Keith Tkachuk	67
Mattias Norstrom	66
Sean O'Donnell	66
Doug Weight	66

GOALS		
PLAYER	GP	G
Teemu Selanne	92	51
Brendan Shanahan	53	34
Keith Tkachuk	67	33
Jarome Iginla	73	30
Theo Fleury	54	30
Joe Nieuwendyk	53	29
Joe Sakic	52	28
Shane Doan	112	27
Scott Young	49	26
Corey Perry	69	26
Jason Arnott	59	26
Luc Robitaille	62	26
Pavel Bure	39	24
Paul Kariya	59	24
Mike Modano	81	24
Sergei Fedorov	55	23
Cliff Ronning	61	23
Ryan Smyth	71	22
Brett Hull	51	22
Pierre Turgeon	42	21

ASSISTS

PLAYER	GP	A
Nicklas Lidstrom	74	52
Mike Modano	81	49
Teemu Selanne	92	48
Joe Sakic	52	47
Ryan Getzlaf	69	44
Al MacInnis	53	43
Shane Doan	112	42
Doug Weight	66	42
Wayne Gretzky	32	39
Paul Kariya	59	37
Cliff Ronning	61	37
Anze Kopitar	67	35
Henrik Sedin	71	34
Brendan Shanahan	53	33
Mario Lemieux	14	32
Keith Tkachuk	67	32
Sergei Fedorov	55	31
Theo Fleury	54	31
Adam Oates	27	31
Luc Robitaille	62	31
Scott Niedermayer	52	31
Daniel Sedin	70	31

POINTS

PLAYER	GP	G	A	PTS
Teemu Selanne	92	51	48	99
Joe Sakic	52	28	47	75
Mike Modano	81	24	49	73
Shane Doan	112	27	42	69
Brendan Shanahan	53	34	33	67
Keith Tkachuk	67	33	32	65
Nicklas Lidstrom	74	11	52	63
Theo Fleury	54	30	31	61
Paul Kariya	59	24	37	61
Cliff Ronning	61	23	37	60
Luc Robitaille	62	26	31	57
Ryan Getzlaf	69	12	44	56
Jarome Iginla	73	30	25	55
Al MacInnis	53	12	43	55
Sergei Fedorov	55	23	31	54
Doug Weight	66	11	42	53
Jason Arnott	59	26	26	52
Brett Hull	51	22	30	52
Anze Kopitar	67	17	35	52
Corey Perry	69	26	25	51
Wayne Gretzky	32	12	39	51



Corey Perry

PIM

PLAYER	GP	PIM
Steve Ott	52	155
Donald Brashear	36	138
Warren Rychel	27	127
Rob Blake	69	126
Keith Tkachuk	67	123
Tie Domi	30	121
Matt Johnson	25	118
Bob Probert	33	116
Gino Odjick	32	114
Darren McCarty	41	110
Ian Laperriere	61	102
George Parros	37	101
Luke Richardson	56	101
Dave Manson	42	101
Dana Murzyn	32	99
Brendan Shanahan	53	99
Theo Fleury	54	95
Doug Weight	66	95
Louie Debrusk	28	94
Corey Perry	69	94



OPPONENT GOALTENDING LEADERS VS. SAN JOSE

GAMES PLAYED		WINS				
PLAYER	GP	PLAYER	GP	W	L	T/OT
Curtis Joseph	47	Curtis Joseph	47	34	11	1
Marty Turco	46	Patrick Roy	36	25	6	4
Ed Belfour	37	Marty Turco	46	24	16	5
Jean-Sebastien Giguere	37	Mike Vernon	26	19	3	3
Patrick Roy	36	Kirk McLean	24	17	5	1
Nikolai Khabibulin	35	Chris Osgood	28	17	9	1
Guy Herbert	34	Felix Potvin	33	17	11	5
Roberto Luongo	33	Guy Hebert	34	17	13	3
Jonathan Quick	33	Nikolai Khabibulin	35	17	12	4
Miikka Kiprusoff	33	Tomas Vokoun	26	16	9	1
Felix Potvin	33	Miikka Kiprusoff	33	16	14	3
Dwayne Roloson	31	Jonathan Quick	33	15	11	5
Ilya Bryzgalov	29	Jean-Sebastien Giguere	37	15	17	2
Bill Ranford	29	Bill Ranford	29	14	9	4
Chris Osgood	28	Roberto Luongo	33	14	13	5
Sean Burke	26	Ed Belfour	37	14	17	5
Mike Smith	26	Grant Fuhr	23	13	7	0
Tomas Vokoun	26	Pekka Rinne	24	12	7	4
Mike Vernon	26	Mike Smith	26	12	10	3
Jonas Hiller	25	Dwayne Roloson	31	12	12	4



Curtis Joseph



LOSSES

PLAYER	GP	W	L	T/OT
Ed Belfour	37	14	17	5
Jean-Sebastien Giguere	37	15	17	2
Sean Burke	26	8	16	2
Marty Turco	46	24	16	5
Miikka Kiprusoff	33	16	14	3
Niklas Backstrom	22	6	13	3
Roberto Luongo	33	14	13	5
Guy Hebert	34	17	13	3
Ilya Bryzgalov	29	10	12	4
Dwayne Roloson	31	12	12	4
Nikolai Khabibulin	35	17	12	4
Steve Mason	20	6	11	3
Jocelyn Thibault	22	9	11	2
Jonas Hiller	25	11	11	2
Jonathan Quick	33	15	11	5
Felix Potvin	33	17	11	5
Curtis Joseph	47	34	11	1
Ron Tugnutt	21	6	10	1
Mike Smith	26	12	10	3

MINUTES

PLAYER	GP	MINS
Curtis Joseph	47	2784:54
Marty Turco	46	2664:50
Ed Belfour	37	2166:49
Patrick Roy	36	2117:41
Jean-Sebastien Giguere	37	2109:57
Nikolai Khabibulin	35	2063:17
Roberto Luongo	33	1960:26
Felix Potvin	33	1930:45
Guy Hebert	34	1922:26
Miikka Kiprusoff	33	1913:27
Jonathan Quick	33	1878:29
Bill Ranford	31	1754:57
Ilya Bryzgalov	29	1646:50
Chris Osgood	28	1575:15
Mike Smith	26	1546:09
Tomas Vokoun	26	1527:37
Mike Vernon	26	1469:19
Sean Burke	26	1457:56
Pekka Rinne	24	1405:19

GOALS AGAINST AVERAGE

MIN 5 GP

PLAYER	GP	GAA
Anton Khudobin	5	0.99
Carter Hutton	6	1.32
Jhonas Enroth	6	1.33
Kevin Weekes	5	1.37
Antti Raanta	7	1.45
Chris Terreri	9	1.57
Patrick Roy	36	1.59
Jamie Storr	12	1.79
John Vanbiesbrouck	14	1.82
Mike Vernon	26	1.84
Petr Mrazek	5	1.88
Pekka Rinne	24	1.92
Manny Fernandez	15	1.93
Jeff Hackett	11	1.95
Ty Conklin	11	2.02
Jon Casey	6	2.10
Fred Brathwaite	11	2.11
Ken Wregget	5	2.13
Connor Hellebuyck	6	2.14
Brent Johnson	11	2.15

SAVE PERCENTAGE

MIN 5 GP

PLAYER	GP	SV%
Anton Khudobin	5	.969
Jhonas Enroth	6	.957
Carter Hutton	6	.955
Antti Raanta	7	.942
Chris Terreri	9	.941
Pekka Rinne	24	.940
Kevin Weekes	5	.939
Patrick Roy	36	.937
Petr Mrazek	5	.936
Marc-Andre Fleury	13	.935
Mike Smith	26	.935
Jamie Storr	12	.935
John Vanbiesbrouck	14	.931
Corey Crawford	16	.930
Ty Conklin	11	.929
Manny Fernandez	15	.929
Connor Hellebuyck	6	.929
Jonas Hiller	25	.928
Fred Brathwaite	11	.927
Jean-Sebastien Aubin	6	.927



Marty Turco

SHUTOUTS

PLAYER	GP	SO
Patrick Roy	36	6
Jean-Sebastien Giguere	37	5
Mike Smith	26	4
Marty Turco	46	4
Jonathan Quick	33	3
Felix Potvin	33	3
Bob Essensa	18	3
Jimmy Howard	18	2
Curtis Joseph	47	2
Tomas Vokoun	26	2
Manny Legace	19	2
Chris Terreri	9	2
Jocelyn Thibault	22	2
Ilya Bryzgalov	29	2
Trevor Kidd	15	2
Carter Hutton	6	2
Chris Osgood	28	2
Ryan Miller	21	2
Fred Brathwaite	11	2
Guy Hebert	34	2
Niklas Backstrom	22	2
Mike Vernon	26	2
Jonas Hiller	25	2
Brian Elliott	14	2
Miikka Kiprusoff	33	2
Jaroslav Halak	14	2
Grant Fuhr	23	2
Jeff Hackett	11	2

2016-17 SEASON REVIEW

SEASON HIGHLIGHTS

- The Sharks clinched a playoff berth for the 12th time in 13 seasons, and the 17th time in the last 19 seasons.
- Brent Burns** was named the winner of the Norris Trophy as the League's top defenseman. He led all NHL blueliners in goals (29) and points (76), setting Sharks single-season franchise records in both categories.
- Burns** became the first NHL defenseman to post back-to-back 75-point seasons since Brian Leetch in 1995-96/96-97.
- Joe Thornton** recorded his 1,000th career assist on March 6 at Winnipeg, becoming just the 13th player in NHL history to do so.
- Patrick Marleau** scored his 500th career goal on Feb. 2 at Vancouver, becoming the 45th player in NHL history to do so.
- Sharks General Manager **Doug Wilson** became the fourth person in NHL history to both play in and be a general manager for 1,000 NHL games on Jan. 26 vs. Edmonton.
- Joe Pavelski**, **Brent Burns**, **Martin Jones** and **Peter DeBoer** represented San Jose at the 2017 NHL All-Star Game

MAJOR TRANSACTIONS

- Acquired F **Jannik Hansen** from Vancouver in exchange for F **Nikolay Goldobin** and a fourth round draft selection (112th overall) in the 2017 NHL Draft on Feb. 28, 2017.
- Acquired F **Zack Stortini**, F **Buddy Robinson** and a seventh round draft selection (214th overall) in the 2017 NHL Draft in exchange for F **Tommy Wingels** on Jan. 24, 2017.
- Signed D **Brent Burns** to an eight-year extension on Nov. 22, 2016.
- Signed D **David Schlemko** and F **Mikkel Boedker** on July 1, 2016.

PACIFIC DIVISION

	GP	W	L	OTL	PTS	GF	GA
ANAHEIM (3)	82	46	23	13	105	223	200
EDMONTON (4)	82	47	26	9	103	247	212
SAN JOSE (5)	82	46	29	7	99	221	201
CALGARY (7)	82	45	33	4	94	226	221
LOS ANGELES (10)	82	39	35	8	86	201	205
ARIZONA (12)	82	30	42	10	70	197	260
VANCOUVER (13)	82	30	43	9	69	182	2436

FINAL STATISTICS

NO	P	PLAYER	GP	G	A	PTS	PIM
D	88	BRENT BURNS	82	29	47	76	40
C	8	JOE PAVELSKI	81	29	39	68	34
C	39	LOGAN COUTURE	73	25	27	52	12
C	19	JOE THORNTON	79	7	43	50	51
C	12	PATRICK MARLEAU	82	27	19	46	28
D	42	JOEL WARD	78	10	19	29	30
D	44	MARC-EDOUARD VLASIC	75	6	22	28	35
D	7	PAUL MARTIN	81	4	22	26	20
L	89	MIKKEL BOEDKER	81	10	16	26	10
C	50	CHRIS TIERNEY	80	11	12	23	6
R	68	MEIKER KARLSSON	67	11	11	22	22
C	48	TOMAS HERITL	49	10	12	22	14
R	62	KEVIN LABANC	55	8	12	20	22
D	5	DAVID SChlemko	62	2	16	18	14
R	27	JOONAS DONSKOI	61	6	11	17	10
D	61	JUSTIN BRAUN	81	4	9	13	28
C	38	MICHEAL HALEY	58	2	10	12	128
D	4	BRENDEN DILLON	81	2	8	10	60
C	57	TOMMY WINGELS	37	5	3	8	15
D	74	DYLAN DEMELO	25	1	7	8	14
R	36	JANNIK HANSEN (TOTAL)	43	8	12	20	34
		SJS	15	2	5	7	7
		VAN	28	6	7	13	27
R	28	TIMO MEIER	34	3	3	6	10
R	20	MARCUS SORENSEN	19	1	3	4	4
C	40	RYAN CARPENTER	11	2	2	4	4
D	41	MIRCO MUELLER	4	1	1	2	0
L	83	MATT NIETO	16	0	2	2	4
C	65	DANNY O'REGAN	3	1	0	1	0
L	23	BARCLAY GOODROW	3	0	1	1	0
R	82	NIKOLAY GOLDOBIN	2	0	0	0	0
D	72	TIM HEED	1	0	0	0	00

GOALTENDERS

NO.	GOALTENDER	GP	MIN	AVG	W	L	T/O	SO	GA	SV	SV%
31	MARTIN JONES	65	3800	2.40	35	23	6	2	152	1573	0.912
30	AARON DELL	20	1111	2.00	11	6	1	1	37	496	0.931

GAME-BY-GAME RESULTS

GA	DATE	OPPONENT	RESULT	RECORD
1	10/12	LOS ANGELES	2-1, W	1-0-0
2	10/15	@ COLUMBUS	3-2, W	2-0-0
3	10/17	@ NY RANGERS	4-7, L	2-1-0
4	10/18	@ NY ISLANDERS	3-2, W	3-1-0
5	10/20	@ PITTSBURGH	2-3, L	3-2-0
6	10/22	@ DETROIT	0-3, L	3-3-0
7	10/25	ANAHEIM	2-1, W*	4-3-0
8	10/27	COLUMBUS	3-1, W	5-3-0
9	10/29	NASHVILLE	4-1, W	6-3-0
10	11/1	@ ARIZONA	2-3, L	6-4-0
11	11/3	CALGARY	2-3, L	6-5-0
12	11/5	PITTSBURGH	0-5, L	6-6-0
13	11/8	@ WASHINGTON	3-0, W	7-6-0
14	11/10	@ FLORIDA	4-2, W	8-6-0
15	11/12	@ TAMPA BAY	3-1, W	9-6-0
16	11/15	@ CAROLINA	0-1, L	9-7-0
17	11/17	@ ST. LOUIS	2-3, L	9-8-0
18	11/19	@ ARIZONA	2-3, L*	9-9-1
19	11/21	NEW JERSEY	4-0, W	10-8-1
20	11/23	CHICAGO	2-1, W	11-8-1
21	11/25	NY ISLANDERS	3-2, W	12-8-1
22	11/26	ANAHEIM	2-3, L	12-9-1
23	11/29	ARIZONA	2-1, W*	13-9-1
24	11/30	@ LOS ANGELES	4-1, W	14-9-1
25	12/2	MONTREAL	2-1, W	15-9-1
26	12/7	OTTAWA	2-4, L	15-10-1
27	12/9	@ ANAHEIM	2-3, L	15-11-1
28	12/10	CAROLINA	4-3, W	16-11-1
29	12/13	@ TORONTO	3-2, W**	17-11-1
30	12/14	@ OTTAWA	4-3, W**	18-11-1
31	12/16	@ MONTREAL	4-2, W	19-11-1
32	12/18	@ CHICAGO	1-4, L	19-12-1
33	12/20	CALGARY	4-1, W	20-12-1
34	12/23	EDMONTON	3-2, W*	21-12-1
35	12/27	@ ANAHEIM	3-2, W*	22-12-1
36	12/30	PHILADELPHIA	2-0, W	23-12-1
37	12/31	@ LOS ANGELES	2-3, L	23-13-1
38	1/3	LOS ANGELES	1-2, L*	23-13-2
39	1/5	MINNESOTA	5-4, W	23-14-2
40	1/7	DETROIT	6-3, W	24-14-2
41	1/10	@ EDMONTON	5-3, W	25-14-2
42	1/11	@ CALGARY	2-3, L	25-15-2
43	1/14	ST. LOUIS	0-4, L	25-16-2
44	1/16	WINNIPEG	5-2, W	26-16-2
45	1/18	@ LOS ANGELES	3-2, W	27-16-2
46	1/19	TAMPA BAY	2-1, L	28-16-2
47	1/21	COLORADO	3-2, W*	29-16-2
48	1/23	@ COLORADO	5-2, W	30-16-2
49	1/24	@ WINNIPEG	4-3, W	31-16-2
50	1/26	EDMONTON	1-4, L	31-17-2
51	1/31	CHICAGO	3-1, W	32-17-2
52	2/2	@ VANCOUVER	4-1, W	33-17-2
53	2/4	ARIZONA	2-3, L**	33-17-3
54	2/7	@ BUFFALO	4-5, L*	33-17-4
55	2/9	@ BOSTON	3-6, L	33-18-4
56	2/11	@ PHILADELPHIA	1-2, L*	33-18-5
57	2/12	@ NEW JERSEY	4-1, W	34-18-5
58	2/15	FLORIDA	5-6, L*	34-18-6
59	2/18	@ ARIZONA	4-1, W	35-18-6
60	2/19	BOSTON	1-2, L*	35-18-7
61	2/25	@ VANCOUVER	4-1, W	36-18-7
62	2/28	TORONTO	3-1, L	37-18-7
63	3/2	VANCOUVER	3-1, W	38-18-7
64	3/5	@ MINNESOTA	1-3, L	38-19-7
65	3/6	@ WINNIPEG	3-1, W	39-19-7
66	3/9	WASHINGTON	4-2, W	40-19-7
67	3/11	NASHVILLE	3-1, W	40-20-7
68	3/12	DALLAS	5-1, W	41-20-7
69	3/14	BUFFALO	4-1, W	42-20-7
70	3/16	ST. LOUIS	1-4, L	42-21-7
71	3/18	ANAHEIM	1-2, L*	42-22-7
72	3/20	@ DALLAS	0-1, L	42-23-7
73	3/21	@ MINNESOTA	2-3, L	42-24-7
74	3/24	@ DALLAS	1-6, L	42-25-7
75	3/25	@ NASHVILLE	2-7, L	42-26-7
76	3/28	NY RANGERS	5-4, W*	43-26-7
77	3/30	@ EDMONTON	2-3, L	43-27-7
78	3/31	@ CALGARY	2-5, L	43-28-7
79	4/2	@ VANCOUVER	3-1, W	44-28-7
80	4/4	VANCOUVER	3-1, W	45-28-7
81	4/6	EDMONTON	2-4, L	45-29-7
82	4/8	CALGARY	3-1, W	46-29-7

* - OVERTIME

** - SHOOTOUT



2015-16 SEASON REVIEW

SEASON HIGHLIGHTS

- The Sharks reached the Stanley Cup Final for the first time in franchise history, dispatching the St. Louis Blues to win their first Western Conference Championship in the process.
- The Sharks set a franchise record by winning 28 road games, the second-most road victories in a single season in NHL history.
- The Sharks set a franchise record by sweeping a six-game road trip from Nov. 13-22, marking the first time San Jose has swept a road trip longer than four games.
- **Joe Pavelski** was named the team's ninth full-time captain, becoming the first American-born captain in team history.
- **Brent Burns** set several franchise records for a defenseman, including most goals in a single season (27), most assists in a single season (48), most points in a single season (75), and he set the Sharks franchise record for shots on goal (353).
- **Patrick Marleau** played in his 1,400th NHL game, becoming just the 36th player in NHL history to reach the milestone.

MAJOR TRANSACTIONS

- Acquired **D Roman Polak** and **F Nick Spaling** from Toronto in exchange for **F Raffi Torres**, a second round selection in the 2017 NHL Draft and a second round selection in the 2018 NHL Draft on Feb. 22, 2016.
- Signed **F Joel Ward** on July 3, 2015.
- Signed **D Paul Martin** on July 1, 2015.
- Acquired **G Martin Jones** from Boston in exchange for a first-round selection (29th overall) in the 2016 NHL Draft and **F Sean Kuraly** on June 30, 2015.

PACIFIC DIVISION

	GP	W	L	OT	GF	GA	PTS
ANAHEIM (4)	82	46	25	11	218	192	103
LOS ANGELES (5)	82	48	28	6	225	195	102
SAN JOSE (6)	82	46	30	6	241	210	98
ARIZONA (10)	82	35	39	8	209	245	78
CALGARY (12)	82	35	40	7	231	260	77
VANCOUVER (13)	82	31	38	13	191	243	75
EDMONTON (14)	82	31	43	8	203	245	706

FINAL STATISTICS

NO	P	PLAYER	GP	G	A	PTS	PIM
19	C	JOE THORNTON	82	19	63	82	54
8	C	JOE PAVELSKI	82	38	40	78	30
88	D	BRENT BURNS	82	27	48	75	53
12	L	PATRICK MARLEAU	82	25	23	48	10
48	C	TOMAS HERTL	81	21	25	46	26
42	R	JOEL WARD	79	21	22	43	28
44	D	MARC-EDOUARD VLASIC	67	8	31	39	48
39	C	LOGAN COUTURE	52	15	21	36	20
27	R	JOONAS DONSKOI	76	11	25	36	20
61	D	JUSTIN BRAUN	80	4	19	23	36
50	C	CHRIS TIERNEY	79	7	13	20	20
7	D	PAUL MARTIN	78	3	17	20	22
68	C	MEKER KARLSSON	65	10	9	19	16
57	C	TOMMY WINGELS	68	7	11	18	63
83	L	MATT NIETO	67	8	9	17	10
4	D	BRENDEN DILLON	76	2	9	11	61
9	C	DAINIUS ZUBRUS	50	3	4	7	20
16	C	NICK SPALING	(TOTAL) 58	3	10	13	24
		SJS	23	2	4	6	6
		TOR	35	1	6	7	18
74	D	DYLAN DEMELO	45	2	2	4	14
80	D	MATT TENNYSON	29	1	3	4	0
18	R	MIKE BROWN	44	1	2	3	63
46	D	ROMAN POLAK	(TOTAL) 79	1	15	16	72
		SJS	24	0	3	3	16
		TOR	55	1	12	13	56
89	R	BARCLAY GOODROW	14	0	3	3	16
82	L	NIKOLAY GOLDOBIN	9	1	1	2	0
38	C	MICHAEL HALEY	16	1	0	1	48
11	C	BRYAN LERG	6	0	0	0	0
21	R	BEN SMITH	6	0	0	0	0
17	C	JOHN MCCARTHY	1	0	0	0	0
41	D	MIRCO MUELLER	11	0	0	0	7
40	C	RYAN CARPENTER	1	0	0	0	0

GOALTENDERS

NO.	GOALTENDER	GP	MINS	AVG	W	L	SO	GA	SA	SPCT	G	A	PIM
31	MARTIN JONES	65	3786	2.27	37	23	6	143	1734	0.918	0	0	0
34	JAMES REIMER (TOTAL)	40	2290	2.31	17	14	3	88	1128	0.922	0	0	0
	SJS	8	481	1.62	6	2	3	13	208	0.938	0	0	0
	TOR	32	1809	2.49	11	12	0	75	920	0.918	0	0	0
32	ALEX STALOCK	13	674	2.94	3	5	0	33	285	0.884	0	1	0

GAME-BY-GAME RESULTS

GA	DATE	OPPONENT	RESULT	RECORD
1	10/7	@ LOS ANGELES	5-1, W	1-0-0
2	10/10	ANAHEIM	2-0, W	2-0-0
31	01/13	@ WASHINGTON	5-0, W	3-0-0
4	10/16	@ NEW JERSEY	2-1, W**	4-0-0
5	01/17	@ NY ISLANDERS	3-6, L	4-1-0
6	10/19	@ NY RANGERS	0-4, L	4-2-0
7	10/22	LOS ANGELES	1-4, L	4-3-0
8	10/24	CAROLINA	5-2, W	5-3-0
9	10/28	NASHVILLE	1-2, L	5-4-0
10	10/31	@ DALLAS	3-5, L	5-5-0
11	11/1	@ COLORADO	4-3, W	6-5-0
12	11/3	COLUMBUS	2-5, L	6-6-0
13	11/5	FLORIDA	5-2, W	7-6-0
14	11/7	ANAHEIM	0-1, L	7-7-0
15	11/10	NY ISLANDERS	2-4, L	7-8-0
16	11/13	@ DETROIT	3-2, W	8-8-0
17	11/14	@ BUFFALO	2-1, W*	9-8-0
18	11/17	@ BOSTON	5-4, W	10-8-0
19	11/19	@ PHILADELPHIA	1-0, W*	11-8-0
20	11/21	@ PITTSBURGH	3-1, W	12-8-0
21	11/22	@ COLUMBUS	5-3, W	13-8-0
22	11/25	CHICAGO	2-5, L	13-9-0
23	11/28	CALGARY	5-2, W	14-9-0
24	12/1	PITTSBURGH	1-5, L	14-10-0
25	12/4	@ ANAHEIM	0-1, L	14-11-0
26	12/5	TAMPA BAY	3-4, L	14-12-0
27	12/8	@ CALGARY	2-4, L	14-13-0
28	12/9	@ EDMONTON	3-4, L*	14-13-1
29	12/12	MINNESOTA	0-2, L	14-14-1
30	12/15	@ MONTREAL	3-1, W	15-14-1
31	12/17	@ TORONTO	5-4, W*	16-14-1
32	12/18	@ OTTAWA	2-4, L	16-15-1
33	12/20	@ CHICAGO	3-4, L*	16-15-2
34	12/22	@ LOS ANGELES	5-3, W	17-15-2
35	12/28	COLORADO	3-6, L	17-16-2
36	12/30	PHILADELPHIA	4-2, W	18-16-2
37	1/2	WINNIPEG	1-4, L	18-17-2
38	1/7	DETROIT	1-2, L	18-18-2
39	1/9	TORONTO	7-0, W	19-18-2
40	1/11	@ CALGARY	5-4, W	20-18-2
41	1/12	@ WINNIPEG	4-1, W	21-18-2
42	1/14	EDMONTON	2-1, W**	22-18-2
43	1/16	DALLAS	4-3, W*	23-18-2
44	1/18	OTTAWA	3-4, L**	23-18-3
45	1/21	@ ARIZONA	3-1, W	24-18-3
46	1/23	MINNESOTA	4-3, W	25-18-3
47	1/24	LOS ANGELES	2-3, L*	25-18-4
48	1/26	COLORADO	6-1, W	26-18-4
49	2/2	@ ANAHEIM	2-3, L	26-19-4
50	2/4	@ ST. LOUIS	3-1, W	27-19-4
51	2/6	@ NASHVILLE	2-6, L	27-20-4
52	2/9	@ CHICAGO	2-0, W	28-20-4
53	2/11	CALGARY	5-6, L**	28-20-5
54	2/13	ARIZONA	4-1, W	29-20-5
55	2/16	@ TAMPA BAY	4-2, W	30-20-5
56	2/18	@ FLORIDA	2-1, W**	31-20-5
57	2/19	@ CAROLINA	2-5, L	31-21-5
58	2/22	@ ST. LOUIS	6-3, W	32-21-5
59	2/24	@ COLORADO	3-4, L**	32-21-6
60	2/26	BUFFALO	1-3, L	32-22-6
61	2/28	@ VANCOUVER	4-1, W	33-22-6
62	2/29	MONTREAL	6-2, W	34-22-6
63	3/3	@ VANCOUVER	3-2, W	35-22-6
64	3/5	VANCOUVER	2-4, L	35-23-6
65	3/7	@ CALGARY	2-1, W*	36-23-6
66	3/8	@ EDMONTON	3-0, W	37-23-6
67	3/10	NEW JERSEY	0-3, L	37-24-6
68	3/12	WASHINGTON	5-2, W	38-24-6
69	3/15	BOSTON	3-2, W	39-24-6
70	3/17	@ ARIZONA	1-3, L	39-25-6
71	3/19	NY RANGERS	4-1, W	40-25-6
72	3/20	ARIZONA	3-0, W	41-25-6
73	3/22	ST. LOUIS	0-1, L	41-26-6
74	3/24	EDMONTON	3-6, L	41-27-6
75	3/26	DALLAS	2-4, L	41-28-6
76	3/28	LOS ANGELES	5-2, W	42-28-6
77	3/29	@ VANCOUVER	4-1, W	43-28-6
78	3/31	VANCOUVER	2-4, L	43-29-6
79	4/2	@ NASHVILLE	3-2, W**	44-29-6
80	4/5	@ MINNESOTA	3-0, W	45-29-6
81	4/7	WINNIPEG	4-5, L	45-30-6
82	4/9	ARIZONA	1-0, W	46-30-6

* — OVERTIME ** — SHOOTOUT

2014-15 SEASON REVIEW

SEASON HIGHLIGHTS

- The Sharks hosted the Los Angeles Kings in the 2015 Coors Light Stadium Series game at Levi's Stadium on Feb. 21, 2015, marking the NHL's 15th regular season outdoor game, and the first professional outdoor hockey game played in Northern California. The game drew a sold-out attendance of 70,205, the third-largest attendance for an outdoor game in NHL history.
- Seven Sharks made their NHL debuts (**Mueller, Tierney, Goodrow, Grosenick, Karlsson, Tarasov, Lerg**), five Sharks scored their first career point (**Tierney, Mueller, Goodrow, Karlsson, Tarasov**), and six Sharks scored their first career goal (**Mueller, Goodrow, Tennyson, Karlsson, Tierney, Lerg**).
- 2014-15 marked the 12th 40+ win season for the Sharks since 2000-01. According to the Elias Sports Bureau, those 12 seasons are tied with Detroit for the most 40-win seasons in that span.
- Matt Tennyson** became the first San Jose Jr. Shark player to score a goal for the San Jose Sharks when he scored his first career NHL goal against the Edmonton Oilers on Dec. 18, 2014.
- Joe Thornton** became the 46th player in NHL history to register his 1,200th NHL point on Oct. 18 at New Jersey.

MAJOR TRANSACTIONS

- Acquired **D Brendan Dillon** from the Dallas Stars in exchange for D Jason Demers and a third-round selection (90th overall) in the 2016 NHL Draft on Nov. 21, 2014.
- Signed **F Joonas Donskoi** as a free agent on May 20, 2015.
- Named **Peter DeBoer** Head Coach on May 28, 2015.

PACIFIC DIVISION

	GP	W	L	GF	GA	PTS
ANAHEIM (1)	82	51	24	236	226	109
VANCOUVER (5)	82	48	29	242	222	101
CALGARY (8)	82	45	30	241	216	97
LOS ANGELES (9)	82	40	27	220	205	95
SAN JOSE (12)	82	40	33	228	232	89
EDMONTON (13)	82	24	44	198	283	62
ARIZONA (14)	82	24	50	170	272	56

FINAL STATISTICS

P	NO	PLAYER	GP	G	A	PTS	PIM
C	8	JOE PAVELSKI	82	37	33	70	29
C	39	LOGAN COULTURE	82	27	40	67	12
C	19	JOE THORNTON	78	16	49	65	30
D	88	BRENT BURNS	82	17	43	60	65
L	12	PATRICK MARLEAU	75	19	38	57	12
C	57	TOMMY WINGELS	82	15	21	36	40
C	48	TOMAS HERTL	82	13	18	31	16
L	83	MATT NIETO	72	10	17	27	20
C	68	MELKER KARLSSON	53	13	11	24	20
D	44	MARC-EDOUARD VLASIC	70	9	14	23	23
D	61	JUSTIN BRAUN	70	1	22	23	48
C	50	CHRIS TIERNEY	43	6	15	21	6
D	52	MATT IRWIN	53	8	11	19	18
C	15	JAMES SHEPPARD	57	5	11	16	28
R	89	BARCLAY GOODROW	60	4	8	12	35
C	81	TYLER KENNEDY	25	4	5	9	8
D	4	BRENDEN DILLON (TOTAL)	80	2	8	10	77
		SJS	60	2	7	9	54
		DAL	20	0	1	1	23
C	10	ANDREW DESJARDINS	56	5	3	8	50
D	80	MATT TENNYSON	27	2	6	8	16
D	27	SCOTT HANNAN	58	2	5	7	26
R	21	BEN SMITH (TOTAL)	80	7	7	14	2
		SJS	19	2	3	5	0
		CHI	61	5	4	9	2
L	25	TYE MCGINNIN	33	1	4	5	11
D	20	JOHN SCOTT	38	3	1	4	87
D	41	MIRCO MUELLER	39	1	3	4	10
D	43	TAYLOR FEDUN	7	0	4	4	4
R	37	ADAM BURISH	20	1	2	3	33
D	5	JASON DEMERS	20	0	3	3	8
G	31	ANTTI NIEMI	61	0	3	3	0
C	42	BRYAN LERG	2	1	0	1	0
R	71	DANIL TARASOV	5	0	1	1	0
D	3	KARL STOLLERY (TOTAL)	10	0	0	0	6
		SJS	5	0	0	0	4
		COL	5	0	0	0	2
R	76	ERIAH HAYES	4	0	0	0	2
C	75	FREDDIE HAMILTON	1	0	0	0	0
C	38	MICHAEL HALEY	4	0	0	0	11
R	18	MIKE BROWN	12	0	0	0	22
G	32	ALEX STALOCK	22	0	0	0	0
G	34	TROY GROSSECK	2	0	0	0	0

GOALTENDERS

NO.	GOALTENDER	GP	MINS	AVG W	L	TEN	SO	GA	SA	SV %	G	A	PIM
32	TROY GROSSECK	2	118	1.53	1	0	1	1	3	58	0.948	0	0
31	ANTTI NIEMI	61	3588	2.59	31	23	7	12	5	155	1811	0.914	0
32	ALEX STALOCK	22	1237	2.62	8	9	2	1	2	54	553	0.902	0
	SJS TOTALS	82	4982	2.72	40	33	9	14	8	226	2436	0.907	

GAME-BY-GAME RESULTS

GA	DATE	OPPONENT	RESULT	RECORD
1	10/8	@ Los Angeles	4-0, W	1-0-0
2	10/11	Winnipeg	3-0, W	2-0-0
3	10/14	@ Washington	6-5, W**	3-0-0
4	10/16	@ NY Islanders	3-4, L**	3-1-1
5	10/18	@ New Jersey	4-2, W	4-0-1
6	10/19	@ NY Rangers	4-0, L	4-1-1
7	10/21	@ Boston	3-5, L	4-2-1
8	10/23	Columbus	4-5, L	4-3-1
9	10/25	Buffalo	1-2, L	4-4-1
10	10/26	@ Anaheim	4-1, W	5-4-1
11	10/28	@ Colorado	3-2, W**	6-4-1
12	10/30	@ Minnesota	3-4, L**	6-4-2
13	11/1	NY Islanders	3-1, W	7-4-2
14	11/6	Vancouver	2-3, L	7-5-2
15	11/8	@ Dallas	5-3, W	8-5-2
16	11/9	@ Chicago	2-5, L	8-6-2
17	11/11	@ Florida	1-4, L	8-7-2
18	11/13	@ Tampa Bay	2-1, W	9-7-2
19	11/15	@ Columbus	1-2, L	9-8-2
20	11/16	@ Carolina	2-0, W	10-8-2
21	11/18	@ Buffalo	1-4, L	10-9-2
22	11/20	Florida	2-3, L**	10-9-3
23	11/22	Arizona	3-4, L**	10-9-4
24	11/26	Calgary	0-2, L	10-10-4
25	11/29	Anaheim	6-4, W	11-10-4
26	12/2	Philadelphia	2-1, W	12-10-4
27	12/4	Boston	7-4, W	13-10-4
28	12/6	@ Calgary	3-2, W	14-10-4
29	12/7	@ Edmonton	1-2, L	14-11-4
30	12/9	Edmonton	5-2, W	15-11-4
31	12/11	Minnesota	2-1, W	16-11-4
32	12/13	Nashville	2-0, W	17-11-4
33	12/18	Edmonton	4-3, W	18-11-4
34	12/20	St. Louis	3-2, W*	19-11-4
35	12/22	@ Anaheim	2-3, L*	19-11-5
36	12/27	@ Los Angeles	1-3, L	19-12-5
37	12/30	Vancouver	1-3, L	19-13-5
38	12/31	@ Anaheim	3-0, W	20-13-5
39	1/3	St. Louis	2-7, L	20-14-5
40	1/5	@ Winnipeg	3-2, W	21-14-5
41	1/6	@ Minnesota	4-3, W*	22-14-5
42	1/8	@ St. Louis	2-7, L	22-15-5
43	1/10	NY Rangers	3-2, W	22-16-5
44	1/13	@ Arizona	3-2, W	23-16-5
45	1/15	Toronto	3-1, W	24-16-5
46	1/17	Calgary	3-4, L*	24-17-5
47	1/19	New Jersey	2-5, L	24-17-6
48	1/21	Los Angeles	4-2, W	25-17-6
49	1/29	Anaheim	6-3, W	26-17-6
50	1/31	Chicago	2-0, W	27-17-6
51	2/2	Edmonton	4-5, L**	27-17-7
52	2/4	@ Calgary	1-3, L	27-18-7
53	2/5	@ Vancouver	5-1, W	28-18-7
54	2/7	Carolina	4-5, L	28-19-7
55	2/9	Calgary	1-4, L	28-20-7
56	2/11	Washington	4-5, L*	28-20-8
57	2/13	@ Arizona	4-2, W	29-20-8
58	2/15	Tampa Bay	2-5, L	29-21-8
59	2/17	Nashville	1-5, L	29-22-8
60	2/19	@ Dallas	5-2, W	30-22-8
61	2/21	Los Angeles	1-2, L	30-23-8
62	2/26	Detroit	2-3, L	30-24-8
63	2/28	Ottawa	2-4, L	30-25-8
64	3/2	Montreal	4-0, W	31-25-8
65	3/3	@ Vancouver	6-2, W	32-25-8
66	3/7	Vancouver	2-3, L	32-26-8
67	3/9	Pittsburgh	2-1, W**	33-26-8
68	3/12	Nashville	2-0, W	34-26-8
69	3/14	Chicago	2-6, L	34-27-8
70	3/17	@ Winnipeg	2-5, L	34-28-8
71	3/19	@ Toronto	4-1, W	35-28-8
72	3/21	@ Montreal	0-2, L	35-29-8
73	3/23	@ Ottawa	2-5, L	35-30-8
74	3/26	@ Detroit	6-4, W	36-30-8
75	3/28	@ Philadelphia	3-2, W**	37-30-8
76	3/29	@ Pittsburgh	2-3, L**	37-30-9
77	4/1	Colorado	5-1, W	38-30-9
78	4/3	Arizona	3-1, W	39-30-9
79	4/4	@ Arizona	3-5, L	39-31-9
80	4/6	Dallas	1-5, L	39-32-9
81	4/9	@ Edmonton	3-1, W	40-32-9
82	4/11	@ Los Angeles	1-4, L	40-33-9

* - OVERTIME ** - SHOOTOUT
% - PLAYED IN SANTA CLARA, CALIF.

2013-14 SEASON REVIEW

SEASON HIGHLIGHTS

- The Sharks clinched a playoff berth for the 10th consecutive season. San Jose owned the third-longest active playoff streak in professional sports (NHL, NFL, NBA, MLB): Detroit Red Wings (23 seasons), San Antonio Spurs (17 seasons) and San Jose Sharks (10 seasons).
- This marked the Sharks fourth 50-win season (2006-07, 2008-09, 2009-10, 2013-14) in franchise history.
- This season marked the 11th 40+ win season for the Sharks since 2000-01. According to the Elias Sports Bureau, those 11 seasons tied with Detroit for the most 40-win seasons in that span.
- Sharks Head Coach **Todd McLellan** coached his 400th career NHL game on Nov. 27 vs. Los Angeles, and set the record for the most games coached in Sharks franchise history on Feb. 7 vs. Columbus.
- **Patrick Marleau** played in his 1,200th NHL game on Dec. 19 at Los Angeles. He became the 11th active player to play in 1,200 or more NHL games and just the 16th player in NHL history to play in 1,200 or more games with one franchise.

MAJOR TRANSACTIONS

- Re-signed **C Joe Thornton** and LW **Patrick Marleau** to three-year extensions on Jan. 24.
- Acquired **F Mike Brown** from Edmonton in exchange for a fourth round selection in the 2014 NHL Draft on Oct. 21.

PACIFIC DIVISION

	GP	W	L	OTL	GF	GA	PTS
ANAHEIM (1)	82	54	20	8	266	209	116
SAN JOSE (4)	82	51	22	9	249	200	111
LOS ANGELES (6)	82	46	28	8	206	174	100
PHOENIX (9)	82	37	30	15	216	231	89
VANCOUVER (12)	82	36	35	11	196	223	83
CALGARY (13)	82	35	40	7	209	241	77
EDMONTON (14)	82	29	44	9	203	270	67

FINAL STATISTICS

P	NO	PLAYER	GP	G	A	PTS	PIM
C	8	JOE PAVELSKI	82	41	38	79	32
C	19	JOE THORNTON	82	11	65	76	32
C	12	PATRICK MARLEAU	82	33	37	70	18
C	39	LOGAN COUTURE	65	23	31	54	20
R	88	BRENT BURNS	69	22	26	48	34
C	57	TOMMY WINGELS	77	16	22	38	35
D	22	DAN BOYLE	75	12	24	36	32
D	5	JASON DEMERS	75	5	29	34	30
C	48	*TOMAS HERTL	37	15	10	25	4
L	83	*MATTHEW NIETOH	66	10	14	24	16
D	44	MARCE-EDOUARD VLASIC	81	5	19	24	38
R	9	MARTY HAVLAT	48	12	10	22	10
C	15	JAMES SHEPPARD	67	4	16	20	35
D	52	MATT IRWIN	62	2	17	19	35
C	81	TYLER KENNEDY	67	4	13	17	34
D	61	JUSTIN BRAUN	82	4	13	17	20
C	10	ANDREW DESJARDINS	81	3	14	17	86
D	27	SCOTT HANNAN	56	3	9	12	55
D	7	BRAD STUART	61	3	8	11	35
L	13	RAFFI TORRES	5	3	2	5	7
C	38	BRACKEN KEARNS	25	3	2	5	6
R	18	MIKE BROWN	(SJS) 48	2	3	5	75
			(EDM) 8	0	0	0	19
			(TOTAL) 56	2	3	5	94
L	43	JOHN MCCARTHY	36	1	1	2	4
G	31	ANTTI NIEMI	64	0	2	2	0
R	42	MATT PELECH	6	1	0	1	22
R	76	*ERIAH HAYES	15	1	0	1	2
C	75	*FREDDIE HAMILTON	11	0	0	0	2
R	37	ADAM BURISH	15	0	0	0	6
G	32	ALEX STALOCK	24	0	0	0	2

GOALTENDERS

NO.	GOALTENDER	GP	MINS	AVG	W	L	TEN	SO	GA	SA	SV %	G	A	PIM	
32	ALEX STALOCK	24	1252	1.87	12	5	2	3	2	39	571	0.932	0	0	2
31	ANTTI NIEMI	64	3740	2.39	39	17	7	2	4	149	1705	0.913	0	2	0
SJS TOTALS		82	5021	2.31	51	22	9	5	6	193	2281	0.915	0	2	2

GAME-BY-GAME RESULTS

GA	DATE	OPPONENT	RESULT	RECORD
1	10/3	VANCOUVER	4-1, W	1-0-0
2	10/5	PHOENIX	4-1, W	2-0-0
3	10/8	NY RANGERS	9-2, W	3-0-0
4	10/10	@ VANCOUVER	4-1, W	4-0-0
5	10/12	OTTAWA	3-2, W	5-0-0
6	10/15	@ ST. LOUIS	6-2, W	6-0-0
7	10/17	@ DALLAS	3-4, L**	6-0-1
8	10/19	CALGARY	6-3, W	7-0-1
9	10/21	@ DETROIT	1-0, W**	8-0-1
10	10/24	@ BOSTON	1-2, L	8-1-1
11	10/26	@ MONTREAL	2-0, W	9-1-1
12	10/27	@ OTTAWA	5-2, W	10-1-1
13	10/30	@ LOS ANGELES	3-4, L*	10-1-2
14	11/2	PHOENIX	2-3, L**	10-1-3
15	11/5	BUFFALO	4-5, L**	10-1-4
16	11/7	VANCOUVER	2-4, L	10-2-4
17	11/10	@ WINNIPEG	4-5, L**	10-2-5
18	11/12	@ CALGARY	3-2, W*	11-2-5
19	11/14	@ VANCOUVER	2-1, W*	12-2-5
20	11/15	@ EDMONTON	3-1, W	13-2-5
21	11/17	@ CHICAGO	1-3, L	13-3-5
22	11/21	TAMPA BAY	5-1, W	14-3-5
23	11/23	NEW JERSEY	2-1, W	15-3-5
24	11/27	LOS ANGELES	3-2, W**	16-3-5
25	11/29	ST. LOUIS	6-3, W	17-3-5
26	11/30	ANAHEIM	4-3, W**	18-3-5
27	12/3	@ TORONTO	4-2, W	19-3-5
28	12/5	@ PITTSBURGH	1-5, L	19-4-5
29	12/6	@ CAROLINA	3-5, L	19-5-5
30	12/8	@ MINNESOTA	1-3, L	19-6-5
31	12/10	NY ISLANDERS	2-3, L**	19-6-6
32	12/12	MINNESOTA	3-1, W	20-6-6
33	12/14	@ NASHVILLE	2-3, L	20-7-6
34	12/17	@ ST. LOUIS	4-2, W	21-7-6
35	12/19	@ LOS ANGELES	1-4, L	21-8-6
36	12/21	DALLAS	3-2, W**	22-8-6
37	12/23	COLORADO	5-4, W**	23-8-6
38	12/27	@ PHOENIX	4-3, W**	24-8-6
39	12/29	ANAHEIM	3-1, W	25-8-6
40	12/31	@ ANAHEIM	3-4, L	25-9-6
41	1/2	EDMONTON	5-1, W	26-9-6
42	1/4	@ COLORADO	3-4, L	26-10-6
43	1/5	@ CHICAGO	3-2, W**	27-10-6
44	1/7	@ NASHVILLE	2-3, L	27-11-6
45	1/9	DETROIT	4-1, W	28-11-6
46	1/11	BOSTON	0-1, L	28-12-6
47	1/14	@ WASHINGTON	2-1, W**	29-12-6
48	1/16	@ FLORIDA	3-0, W	30-12-6
49	1/18	@ TAMPA BAY	5-4, W	31-12-6
50	1/20	CALGARY	3-2, W	32-12-6
51	1/23	WINNIPEG	1-0, W	33-12-6
52	1/25	MINNESOTA	3-2, W*	34-12-6
53	1/27	LOS ANGELES	0-1, L	34-13-6
54	1/29	@ EDMONTON	0-3, L	34-14-6
55	1/30	@ CALGARY	1-4, L	34-15-6
56	2/1	CHICAGO	2-1, W**	35-15-6
57	2/3	PHILADELPHIA	2-5, L	35-16-6
58	2/5	DALLAS	2-1, W*	36-16-6
59	2/7	COLUMBUS	3-2, W	37-16-6
60	2/27	@ PHILADELPHIA	7-3, W	38-16-6
61	2/28	@ BUFFALO	2-4, L	38-17-6
62	3/2	@ NEW JERSEY	4-2, W	39-17-6
63	3/4	CAROLINA	2-3, L*	39-17-7
64	3/6	PITTSBURGH	5-3, W	40-17-7
65	3/8	MONTREAL	4-0, W	41-17-7
66	3/11	TORONTO	6-2, W	42-17-7
67	3/13	@ COLUMBUS	4-3, W**	43-17-7
68	3/14	@ NY ISLANDERS	4-3, W	44-17-7
69	3/16	@ NY RANGERS	1-0, W	45-17-7
70	3/18	FLORIDA	2-3, L	45-17-7
71	3/20	ANAHEIM	3-2, W	46-17-7
72	3/22	WASHINGTON	2-3, L*	46-17-8
73	3/24	@ CALGARY	1-2, L*	46-17-9
74	3/25	@ EDMONTON	5-2, W	47-17-9
75	3/27	WINNIPEG	3-4, L	47-18-9
76	3/29	@ COLORADO	2-3, L	47-19-9
77	4/1	EDMONTON	5-4, W	48-19-9
78	4/3	LOS ANGELES	2-1, W	49-19-9
79	4/5	NASHVILLE	0-3, L	49-20-9
80	4/9	@ ANAHEIM	2-5, L	49-21-9
81	4/11	COLORADO	5-1, W	50-21-9
82	4/12	@ PHOENIX	3-2, W	51-21-9

* — OVERTIME ** — SHOOTOUT



2012-13 SEASON REVIEW

SEASON HIGHLIGHTS

- Two regulation losses on home ice was an NHL-best. The .812 home points percentage was the second-best in franchise history, second to only the 2008-09 Presidents' Trophy team that had an .829 points percentage.
- **Todd McLellan** became the Sharks all-time winningest coach with a victory on March 14 vs. Los Angeles. He also became the second-fastest coach to 200 career wins in NHL history in his 333rd career game on Jan. 27 vs. Vancouver.
- **Joe Thornton** posted his 1,100th career point with an assist on March 2 vs. Nashville and played his 1,100th career game on March 9 vs. St. Louis.
- **Patrick Marleau** scored his 400th career NHL goal on March 10 at Colorado, becoming just the 30th player in history to score his first 400 goals with one team.

MAJOR TRANSACTIONS

- Acquired LW **Raffi Torres** from Phoenix in exchange for a third round selection (FLA via NYR) in the 2013 NHL Draft on April 3.
- Acquired D **Scott Hannan** from Nashville in exchange for a conditional selection in the 2013 NHL Draft on April 3.
- Acquired a second and third round selection (originally Florida's) in the 2013 NHL Draft and a second round selection in the 2014 NHL Draft from the New York Rangers in exchange for LW **Ryane Clowe** on April 2.
- Acquired a fourth round selection in the 2013 NHL Draft (San Jose's original pick) from Chicago in exchange for C **Michal Handzus** on April 1.
- Acquired second round selections in the 2013 and 2014 NHL Drafts from Pittsburgh in exchange for D **Douglas Murray** on March 25.

PACIFIC DIVISION

	GP	W	L	OTL	GF	GA	PTS
ANAHEIM (2)	48	30	12	6	140	118	66
LOS ANGELES (5)	48	27	16	5	133	118	59
SAN JOSE (6)	48	25	16	7	124	116	57
PHOENIX (10)	48	21	18	9	125	131	51
DALLAS (11)	48	22	22	4	130	142	48

FINAL STATISTICS

P	NO	PLAYER	GP	G	A	PTS	PIM
C	19	JOE THORNTON	48	7	33	40	26
C	39	LOGAN COUTURE	48	21	16	37	4
L	12	PATRICK MARLEAU	48	17	14	31	24
C	8	JOE PAVELSKI	48	16	15	31	10
D	88	BRENT BURNS	30	9	11	20	20
D	22	DAN BOYLE	46	7	13	20	27
L	9	MARTIN HAVLAT	40	8	10	18	30
L	13	RAFFI TORRES	(TOTAL)	39	7	11	18
		PHX	28	5	7	12	13
		SJ	11	2	4	6	4
C	23	SCOTT GOMEZ	39	2	13	15	22
L	21	T.J. GALLARDI	36	5	9	14	14
C	57	TOMMY WINGELS	42	5	8	13	26
D	52	*MATT IRWIN	38	6	6	12	10
L	29	RYANE CLOWE	28	0	11	11	79
D	44	MARCELOUARD VLASIC	48	3	4	7	29
D	61	JUSTIN BRAUN	41	0	7	7	6
D	7	BRAD STUART	48	0	6	6	25
C	15	JAMES SHEPPARD	32	1	3	4	12
C	10	ANDREW DESJARDINS	42	2	1	3	61
D	5	JASON DEMERS	22	1	2	3	10
R	37	ADAM BURISH	46	1	2	3	25
D	3	DOUGLAS MURRAY	29	0	3	3	26
C	46	TIM KENNEDY	13	2	0	2	2
C	26	MICHAEL HANDZUS	28	1	1	2	12
D	80	*MATT TENNYSON	4	0	2	2	2
D	27	SCOTT HANNAN	(TOTAL)	33	0	1	22
		NSH	29	0	1	1	20
		SJ	4	0	0	0	2
G	31	ANTTI NIEMI	43	0	1	1	2
C	38	BRACKEN KEARNS	1	0	0	0	0
D	54	*NICK PETRECKI	1	0	0	0	0
L	38	FRAZER MCCLAREN	1	0	0	0	0
R	42	*MATT PELECH	2	0	0	0	7
G	32	*ALEX STALOCK	2	0	0	0	0
G	1	THOMAS GREISS	6	0	0	0	0

*ROOKIE

GOALTENDERS

NO.	GOALTENDER	GP	MIN	AVG	W	L	T	EN	SO	GA	SA	SV %	G	A	PIM
31	ANTTI NIEMI	43	2581	2.16	24	12	6	3	4	93	1220	.924	0	1	2
1	THOMAS GREISS	6	308	2.53	1	4	0	1	1	13	153	.915	0	0	0
32	ALEX STALOCK	2	42	2.86	0	0	1	0	0	2	13	.846	0	0	0
	TOTALS	48	2948	2.28	25	16	7	4	5	112	1390	.919	0	1	2

* — ROOKIE

GAME-BY-GAME RESULTS

GA	DATE	OPPONENT	RESULT	RECORD
1	1/20	@ CALGARY	4-1, W	1-0-0
2	1/22	@ EDMONTON	6-3, W	2-0-0
3	1/24	PHOENIX	5-3, W	3-0-0
4	1/26	COLORADO	4-0, W	4-0-0
5	1/27	VANCOUVER	4-1, W	5-0-0
6	1/29	ANAHEIM	3-2, W**	6-0-0
7	1/31	EDMONTON	3-2, W**	7-0-0
8	2/2	NASHVILLE	1-2, L*	7-0-1
9	2/4	@ ANAHEIM	1-2, L	7-1-1
10	2/5	CHICAGO	3-5, L	7-2-1
11	2/9	PHOENIX	0-1, L**	7-2-2
12	2/11	@ COLUMBUS	2-6, L	7-3-2
13	2/12	@ NASHVILLE	0-1, L*	7-3-3
14	2/15	@ CHICAGO	1-4, L	7-4-3
15	2/19	@ ST. LOUIS	2-1, W	8-4-3
16	2/22	@ CHICAGO	1-2, L	8-5-3
17	2/23	@ DALLAS	1-3, L	8-6-3
18	2/26	COLORADO	3-2, W**	9-6-3
19	2/28	DETROIT	1-2, L**	9-6-4
20	3/2	NASHVILLE	2-1, W	10-6-4
21	3/5	@ VANCOUVER	3-2, W**	11-6-4
22	3/6	@ CALGARY	1-4, L	11-7-4
23	3/9	ST. LOUIS	3-4, L*	11-7-5
24	3/10	@ COLORADO	2-3, L*	11-7-6
25	3/12	@ ST. LOUIS	2-4, L	11-8-6
26	3/14	LOS ANGELES	4-3, W	12-8-6
27	3/16	@ LOS ANGELES	2-5, L	12-9-6
28	3/18	@ ANAHEIM	3-5, L	12-10-6
29	3/20	@ EDMONTON	4-3, W**	13-10-6
30	3/23	@ MINNESOTA	0-2, L	13-11-6
31	3/25	@ ANAHEIM	5-3, W	14-11-6
32	3/27	ANAHEIM	4-0, W	15-11-6
33	3/28	DETROIT	2-0, W	16-11-6
34	3/30	PHOENIX	3-2, W**	17-11-6
35	4/1	VANCOUVER	3-2, W	18-11-6
36	4/3	MINNESOTA	4-2, W	19-11-6
37	4/5	CALGARY	2-1, W	20-11-6
38	4/7	DALLAS	4-5, L**	20-11-7
39	4/9	@ COLUMBUS	0-4, L	20-12-7
40	4/11	@ DETROIT	3-2, W**	21-12-7
41	4/13	@ DALLAS	1-2, L	21-13-7
42	4/15	@ PHOENIX	4-0, W	22-13-7
43	4/16	LOS ANGELES	3-2, W**	23-13-7
44	4/18	MINNESOTA	6-1, W	24-13-7
45	4/21	COLUMBUS	3-4, L	24-14-7
46	4/23	DALLAS	3-2, W	25-14-7
47	4/24	@ PHOENIX	1-2, L	25-15-7
48	4/27	@ LOS ANGELES	2-3, L	25-16-7

* — OVERTIME ** — SHOOTOUT



2011-12 SEASON REVIEW

SEASON HIGHLIGHTS

- **Todd McLellan** moved into second place on the franchise's head coach all-time wins list on April 3 at Dallas, eclipsing Darryl Sutter with his 193rd win. Made his second All-Star Game appearance, joining New York Rangers head coach John Tortorella on the bench for Team Alfredsson.
- **Logan Couture** tied for the team lead with 31 goals and appeared in the 2012 All-Star Game, his first career selection. He was voted the Brocade "Sharks Player of the Year."
- **Joe Thornton**, who led the team in points and assists, became the 266th player in NHL history to play in 1,000 games on Oct. 21 at New Jersey. He became the 50th player in NHL history to record 700 career assists with his two helpers at Nashville on Oct. 25.
- **Don Boyle's** goal on March 20 at Los Angeles made him the highest goal-scoring defenseman in team history. He recorded his 500th career point vs. Colorado on March 26, becoming the fourth undrafted defenseman in League history to record 500 points (Borje Salming-787, Steve Duchesne-752 and Brian Rafalski-515).

MAJOR TRANSACTIONS

- Acquired forwards **TJ Galiardi** and **Daniel Winnik** and a seventh round selection in the 2013 NHL Entry Draft (previously acquired from Anaheim) from Colorado in exchange for forwards Jamie McGinn, Mike Connolly, and Michael Sgarbossa on Feb. 27.
- Acquired **F. Dominic Moore** and a seventh round selection in the 2012 NHL Entry Draft from Tampa Bay in exchange for a second round selection, previously acquired from Minnesota, in the 2012 NHL Entry Draft on Feb. 16.

PACIFIC DIVISION

	GP	W	L	OTL	GF	GA	PTS
PHOENIX (3)	82	42	27	13	216	204	97
SAN JOSE (7)	82	43	29	10	229	210	96
LOS ANGELES (8)	82	40	27	15	194	179	95
DALLAS (10)	82	42	35	5	211	222	89
ANAHEIM (13)	82	34	36	12	204	231	80

FINAL STATISTICS

P	NO	PLAYER	GP	G	A	PTS	PIM
C	19	JOE THORNTON	82	18	59	77	31
C	39	LOGAN COUTURE	80	31	34	65	16
C	12	PATRICK MARLEAU	82	30	34	64	26
C	8	JOE PAVELSKI	82	31	30	61	31
D	22	DAN BOYLE	81	9	39	48	57
L	29	RYAN CLOWE	76	17	28	45	97
D	88	BRENT BURNS	81	11	26	37	34
R	9	MARTIN HAVLAT	39	7	20	27	22
C	18	DOMINIC MOORE	(TB.) 56	4	15	19	48
		(S.J.) 23	0	6	6	6	
		TOTAL	79	4	21	25	54
L	64	JAMIE MCGINN	61	12	12	24	26
C	26	MICHAEL HANDZUS	67	7	17	24	18
C	34	DANIEL WINNIK	(COL.) 63	5	13	18	42
		(S.J.) 21	3	2	5	10	
		TOTAL	84	8	15	23	52
D	44	MARCEDOUARD VLASIC	82	4	19	23	40
C	17	TORREY MITCHELL	76	9	10	29	29
C	69	*ANDREW DESJARDINS	76	4	13	17	47
L	37	TJ GALIARDI	(COL.) 55	8	6	14	47
		(S.J.) 14	1	0	1	6	
		TOTAL	69	9	6	15	53
D	60	JASON DEMERS	57	4	9	13	22
D	61	JUSTIN BRAUN	66	2	9	11	23
L	10	BRAD WINCHESTER	67	6	4	10	88
C	57	*TOMMY WINGELS	33	3	6	9	18
R	78	BEN FERRIERO	35	7	1	8	8
D	2	JIM VANDERMEER	25	1	3	4	33
C	28	ANDREW MURRAY	39	1	3	4	4
D	5	COLIN WHITE	54	1	3	4	21
D	3	DOUGLAS MURRAY	60	0	4	4	31
L	68	FRAZER MCCLAREN	7	0	0	0	9
L	43	JOHN MCCARTHY	10	0	0	0	10
G	1	*THOMAS GREISS	19	0	0	0	2
G	31	ANTTI NIEMI	68	0	0	0	2

* — ROOKIE

GOALTENDERS

NO.	GOALTENDER	GP	MINS	AVG	W	L	T	EN	SO	GA	SASV	%	G	A
1	*THOMAS GREISS	19	1043	2:30	9	7	1	2	0	40	472	.915	0	0
2														
31	ANTTI NIEMI	68	3936	2:42	34	22	9	4	6	159	1865	.915	0	0
	TOTALS	82	5018	2:45	43	29	10	6	6	205	2342	.912	0	2

* — ROOKIE

GAME-BY-GAME RESULTS

GA	DATE	OPPONENT	RESULT	RECORD
1	10/8	PHOENIX	6-3, W	1-0-0
2	10/14	@ANAHEIM	0-1, L	1-1-0
3	10/15	ST. LOUIS	2-4, L	1-2-0
4	10/17	ANAHEIM	2-3, L	1-3-0
5	10/21	@NEW JERSEY	4-3, W**	2-3-0
6	10/22	@BOSTON	4-2, W	3-3-0
7	10/25	@NASHVILLE	3-1, W	4-3-0
8	10/28	@DETROIT	4-2, W	5-3-0
9	10/29	@NY ISLANDERS	3-2, W*	6-3-0
10	10/31	@NY RANGERS	2-5, L	6-4-0
11	11/3	PITTSBURGH	4-3, W**	7-4-0
12	11/5	NASHVILLE	3-4, L*	7-4-1
13	11/7	LOS ANGELES	4-2, W	8-4-1
14	11/10	MINNESOTA	3-1, W	9-4-1
15	11/12	PHOENIX	0-3, L	9-5-1
16	11/17	DETROIT	5-2, W	10-5-1
17	11/19	@DALLAS	4-1, W	11-5-1
18	11/20	@COLORADO	4-1, W	12-5-1
19	11/23	CHICAGO	1-0, W	13-5-1
20	11/26	VANCOUVER	2-3, L	13-6-1
21	11/28	@LOS ANGELES	0-2, L	13-7-1
22	12/1	MONTREAL	4-3, W**	14-7-1
23	12/3	FLORIDA	3-5, L	14-8-1
24	12/6	MINNESOTA	1-2, L	14-9-1
25	12/8	DALLAS	5-2, W	15-9-1
26	12/10	@ST. LOUIS	0-1, L	15-10-1
27	12/11	@CHICAGO	2-3, L*	15-10-2
28	12/13	@COLORADO	3-4, OT**	15-10-3
29	12/15	COLORADO	5-4, W	16-10-3
30	12/17	EDMONTON	3-2, W	17-10-3
31	12/21	TAMPA BAY	7-2, W	18-10-3
32	12/23	LOS ANGELES	2-1, W**	19-10-3
33	12/26	ANAHEIM	3-2, L	19-11-3
34	12/28	VANCOUVER	3-2, L*	19-11-4
35	1/2	@VANCOUVER	3-2, W**	20-11-4
36	1/4	@ANAHEIM	3-1, W	21-11-4
37	1/5	COLUMBUS	2-1, W	22-11-4
38	1/7	WASHINGTON	5-2, W	23-11-4
39	1/10	@MINNESOTA	4-5, OT**	23-11-5
40	1/12	@WINNIPEG	2-0, W	24-11-5
41	1/14	@COLUMBUS	2-1, W	25-11-5
42	1/15	@CHICAGO	3-4, L	25-12-5
43	1/17	CALGARY	2-1, W**	26-12-5
44	1/19	OTTAWA	1-4, L	26-13-5
45	1/21	@VANCOUVER	3-4, L	26-14-5
46	1/23	@EDMONTON	1-2, OT**	26-14-6
47	1/24	@CALGARY	1-0, W	27-14-6
48	1/31	COLUMBUS	6-0, W	28-14-6
49	2/2	DALLAS	5-2, W	29-14-6
50	2/4	@PHOENIX	3-5, L	29-15-6
51	2/8	CALGARY	3-4, L	29-16-6
52	2/10	CHICAGO	5-3, W	30-16-6
53	2/12	@ST. LOUIS	0-3, L	30-17-6
54	2/13	@WASHINGTON	5-3, W	31-17-6
55	2/16	@TAMPA BAY	5-6, L*	31-17-7
56	2/17	@CAROLINA	2-3, L	31-18-7
57	2/19	@DETROIT	2-3, L	31-19-7
58	2/21	@COLUMBUS	3-6, L	31-20-7
59	2/23	@TORONTO	2-1, W	32-20-7
60	2/25	@NASHVILLE	2-6, L	32-21-7
61	2/26	@MINNESOTA	3-4, L	32-22-7
62	2/28	PHILADELPHIA	1-0, W	33-22-7
63	3/1	BUFFALO	0-1, L	33-23-7
64	3/3	ST. LOUIS	1-3, L	33-24-7
65	3/6	EDMONTON	2-3, OT**	33-24-8
66	3/8	@DALLAS	3-4, OT**	33-24-9
67	3/10	@PHOENIX	0-3, L	33-25-9
68	3/12	@EDMONTON	3-2, W	34-25-9
69	3/13	@CALGARY	2-3, L*	34-25-10
70	3/15	NASHVILLE	2-1, W**	35-25-10
71	3/17	DETROIT	3-2, W*	36-25-10
72	3/19	ANAHEIM	3-5, L	36-26-10
73	3/20	@LOS ANGELES	2-5, L	36-27-10
74	3/22	BOSTON	2-1, W	37-27-10
75	3/24	PHOENIX	4-3, W**	38-27-10
76	3/26	COLORADO	5-1, W	39-27-10
77	3/28	@ANAHEIM	1-3, L	39-28-10
78	3/29	@PHOENIX	0-2, L	39-29-10
79	3/31	DALLAS	3-0, W	40-29-10
80	4/3	@DALLAS	5-2, W	41-29-10
81	4/5	@LOS ANGELES	6-5, W**	42-29-10
82	4/7	LOS ANGELES	3-2, W*	43-29-10

* — OVERTIME

** — SHOOTOUT



2010-11 SEASON REVIEW

SEASON HIGHLIGHTS

- San Jose won its sixth Pacific Division Championship (fourth straight) and advanced to the Western Conference Final for the second consecutive season.
- Logan Couture** was named to the NHL All-Rookie Team and finished second in the Calder Trophy voting.
- Dan Boyle** represented the Sharks at the NHL All-Star Game that was played in Carolina.
- Patrick Marleau** appeared in his 1,000th career NHL game on Jan. 15 at Phoenix and **Joe Thornton** recorded his 1,000th career NHL point with a goal on April 8 at Phoenix.

MAJOR TRANSACTIONS

- Acquired D **Ian White** from Carolina in exchange for a second round selection in the 2012 NHL Entry Draft on Feb. 18.
- Acquired LW **Ben Eager** from Atlanta in exchange for a fifth round selection in the 2011 NHL Entry Draft on Jan. 18.
- Claimed F **Kyle Wellwood** off waivers from St. Louis on Jan. 18.

PACIFIC DIVISION

	GP	W	L	OTL	GF	GA	PTS
SAN JOSE (2)	82	48	25	9	248	213	105
ANAHEIM (4)	82	47	30	5	239	235	99
PHOENIX (6)	82	43	26	13	231	226	99
LOS ANGELES (7)	82	46	30	6	219	198	98
DALLAS (9)	82	42	29	11	227	233	95

FINAL STATISTICS

P	NO	PLAYER	GP	G	A	PTS	PIM
C	12	PATRICK MARLEAU	82	37	36	73	16
C	19	JOE THORNTON	80	21	49	70	47
C	8	JOE PAVELSKI	74	20	46	66	24
L	15	DANY HEATLEY	80	26	38	64	56
L	29	RYAN CLOWE	75	24	38	62	100
C	39	*LOGAN COUTURE	79	32	24	56	41
D	22	DAN BOYLE	76	9	41	50	67
R	16	DEVIN SETOGUCHI	72	22	19	41	37
D	9	IAN WHITE	(CGY)	16	2	4	6
			(CAR)	39	0	10	12
			(S.J.)	23	2	8	10
		TOTAL	78	4	22	26	26
D	60	JASON DEMERS	75	2	22	24	28
C	17	TORREY MITCHELL	66	9	14	23	46
D	44	MARCEDOUARD VLASIC	80	4	14	18	18
L	55	BEN EAGER	(ATL)	34	3	7	77
			(S.J.)	34	4	3	7
		TOTAL	68	7	10	17	120
R	10	JAMAL MAYERS	78	3	11	14	124
D	3	DOUGLAS MURRAY	73	1	13	14	44
C	20	KYLE WELLWOOD	35	5	8	13	0
D	61	*JUSTIN BRAUN	28	2	9	11	2
D	40	KENT HUSKINS	50	2	8	10	12
R	78	*BENI FERRIERO	33	5	4	9	9
D	7	NICLAS WALLIN	74	3	5	8	46
C	21	SCOTT NICHOL	56	4	3	7	50
L	64	JAMIE MCGINN	49	1	5	6	33
L	43	*JOHN MCCARTHY	37	2	2	4	8
C	69	*ANDREW DESJARDINS	17	1	2	3	4
D	55	*MIKE MOORE	6	1	0	1	7
G	31	ANTI NIEMI	60	0	1	1	2
G	32	*ALEX STALOCK	1	0	0	0	0
C	57	*TOMMY WINGELS	5	0	0	0	0
L	68	*FRAZER MCCLAREN	9	0	0	0	22
L	72	*BRANDON MASHINTER	13	0	0	0	17
G	30	ANTERO NIITTYMAKI	24	0	0	0	2

* — ROOKIE

GOALTENDERS

NO.	GOALTENDER	GP	MINS	AVG	W	L	T	EN	SO	GA	SA	SV %	G	A	PIM
32	*ALEX STALOCK	1	30	.00	1	0	0	0	0	9	1,000	0	0	0	0
31	ANTI NIEMI	60	3524	2.38	35	18	6	2	6	140	1741	.920	0	1	2
30	A. NIITTYMAKI	24	1414	2.72	12	7	3	2	0	64	615	.896	0	0	2
	TOTALS	82	4999	2.50	48	25	9	4	6	208	2369	.912	0	1	4

* — ROOKIE

GAME-BY-GAME RESULTS

GA	DATE	OPPONENT	RESULT	RECORD
1	10/8	@COLUMBUS*	3-2 W	1-0-0
2	10/9	COLUMBUS*	2-3 L*	1-0-1
3	10/16	ATLANTA	2-4 L	1-1-1
4	10/19	CAROLINA	2-5 L	1-2-1
5	10/21	@COLORADO	4-2 W	2-2-1
6	10/23	@EDMONTON	6-1 W	3-2-1
7	10/24	@CALGARY	0-4 L	3-3-1
8	10/27	NEW JERSEY	5-2 W	4-3-1
9	10/30	ANAHEIM	5-2 W	5-3-1
10	11/2	@MINNESOTA	0-1 L	5-4-1
11	11/4	@ST. LOUIS	0-2 L	5-5-1
12	11/6	TAMPA BAY	5-2 W	6-5-1
13	11/9	ANAHEIM	2-3 L*	6-5-2
14	11/11	NY ISLANDERS	2-1 W**	7-5-2
15	11/13	CALGARY	4-3 W	8-5-2
16	11/15	LOS ANGELES	6-3 W	9-5-2
17	11/17	@COLORADO	3-4 L*	9-5-3
18	11/18	@DALLAS	4-5 L*	9-5-4
19	11/20	COLUMBUS	0-3 L	9-6-4
20	11/24	CHICAGO	5-2 W	10-6-4
21	11/26	@VANCOUVER	1-6 L	10-7-4
22	11/27	@EDMONTON	4-3 W	11-7-4
23	11/30	DETROIT	3-5 L	11-8-4
24	12/2	@OTTAWA	4-0 W	12-8-4
25	12/4	@MONTREAL	1-3 L	12-9-4
26	12/6	@DETROIT	5-2 W	13-9-4
27	12/8	@PHILADELPHIA	5-4 W**	14-9-4
28	12/9	@BUFFALO	3-6 L	14-10-4
29	12/11	CHICAGO	2-1 W*	15-10-4
30	12/13	DALLAS	2-3 OT*	15-10-5
31	12/15	@NASHVILLE	2-3 L	15-11-5
32	12/16	@DALLAS	4-3 W*	16-11-5
33	12/18	@ST. LOUIS	4-1 W	17-11-5
34	12/21	EDMONTON	2-1 W	18-11-5
35	12/23	PHOENIX	4-1 W	19-11-5
36	12/27	LOS ANGELES	0-4 L	19-12-5
37	12/29	@MINNESOTA	3-5 L	19-13-5
38	12/30	@CHICAGO	5-3 W	20-13-5
39	1/1	@LOS ANGELES	1-0 W	21-13-5
40	1/3	VANCOUVER	3-4 L	21-14-5
41	1/6	BUFFALO	0-3 L	21-15-5
42	1/8	NASHVILLE	1-2 L	21-16-5
43	1/9	@ANAHEIM	0-1 L	21-17-5
44	1/11	TORONTO	2-4 L	21-18-5
45	1/13	EDMONTON	2-5 L	21-19-5
46	1/15	ST. LOUIS	4-2 W	22-19-5
47	1/17	@PHOENIX	4-2 W	23-19-5
48	1/20	@VANCOUVER	4-1 W**	24-19-5
49	1/22	MINNESOTA	2-3 W	25-19-5
50	1/26	LOS ANGELES	2-3 OT*	25-19-6
51	2/1	PHOENIX	5-3 W	26-19-6
52	2/2	@ANAHEIM	4-3 W	27-19-6
53	2/5	@BOSTON	2-0 W	28-19-6
54	2/8	@WASHINGTON	2-0 W	29-19-6
55	2/9	@COLUMBUS	3-2 W	30-19-6
56	2/11	@NEW JERSEY	1-2 L	30-20-6
57	2/13	@FLORIDA	2-3 L	30-21-6
58	2/15	@NASHVILLE	2-1 W*	31-21-6
59	2/17	WASHINGTON	3-2 W	32-21-6
60	2/19	COLORADO	4-0 W	33-21-6
61	2/22	@DETROIT	4-3 W	34-21-6
62	2/23	@PITTSBURGH	3-2 W*	35-21-6
63	2/25	@CALGARY	4-3 W**	36-21-6
64	3/1	COLORADO	2-1 W**	37-21-6
65	3/3	DETROIT	3-1 W	38-21-6
66	3/5	DALLAS	2-3 L	38-22-6
67	3/8	NASHVILLE	3-2W*	39-22-6
68	3/10	VANCOUVER	4-5 OT**	39-22-7
69	3/12	NY RANGERS	2-3 OT*	39-22-8
70	3/14	@CHICAGO	3-6 L	39-23-8
71	3/15	@DALLAS	3-6 W	40-23-8
72	3/17	MINNESOTA	3-2 W	41-23-8
73	3/19	ST. LOUIS	5-3 W	42-23-8
74	3/23	CALGARY	6-3 W	43-23-8
75	3/24	@LOS ANGELES	3-4 OT**	43-23-9
76	3/26	@PHOENIX	4-1 W	44-23-9
77	3/31	DALLAS	6-0 W	45-23-9
78	4/2	ANAHEIM	4-2 W	46-23-9
79	4/4	LOS ANGELES	6-1 W	47-23-9
80	4/6	@ANAHEIM	2-6 L	47-24-9
81	4/8	@PHOENIX	3-4 L	47-25-9
82	4/9	PHOENIX	3-1 W	48-25-9

* — OVERTIME ** — SHOOTOUT

* — Played in Stockholm, Sweden

2009-10 SEASON REVIEW

SEASON HIGHLIGHTS

- San Jose won its second consecutive Western Conference Regular Season Championship as well as its fifth Pacific Division Championship (third straight). The Sharks also played in its second Western Conference Final [vs. Chicago].
- San Jose had a National Hockey League-best eight players in the 2010 Winter Olympics. Among those players, four (**Dan Boyle**, **Dany Heatley**, **Patrick Marleau** and **Joe Thornton**) won gold for Team Canada and **Joe Pavelski** helped Team USA win silver.
- As a team, San Jose finished amongst the NHL's top-5 in the power play (21.0, fourth), penalty kill (85.0, fifth), even strength differential (plus-32, fourth), goals per game (3.13, fourth) and faceoff percentage (55.6, first).
- The Sharks were only one of two teams to have three players with 80-plus points (**Thornton**, 89; **Marleau**, 83 and **Heatley**, 82).

MAJOR TRANSACTIONS

- Acquired **D Nicolas Wallin** and a fifth round selection in the 2010 NHL Entry Draft from Carolina in exchange for a second round selection in the 2010 NHL Entry Draft (from Buffalo) on Feb. 7, 2010.
- Signed **C Manny Malhotra** on Sept. 23, 2009.
- Acquired **LW Dany Heatley** and a fifth round selection in the 2010 NHL Entry Draft from Ottawa (136th overall, Isaac MacLeod) in exchange for **LW Milan Michalek**, **RW Jonathan Cheechoo** and a second round selection in the 2010 NHL Entry Draft on Sept. 12, 2009.

PACIFIC DIVISION

	GP	W	L	OTL	GF	GA	PTS
SAN JOSE (1)	82	51	20	11	264	215	113
PHOENIX (4)	82	50	25	7	225	202	107
LOS ANGELES (6)	82	46	27	9	247	219	101
ANAHEIM (11)	82	39	32	11	238	251	89
DALLAS (12)	82	37	31	14	237	254	88

FINAL STATISTICS

P	NO	PLAYER	GP	G	A	PTS	PIM
C	19	JOE THORNTON	79	20	69	89	54
C	12	PATRICK MARLEAU	82	44	39	83	22
L	15	DANY HEATLEY	82	39	43	82	54
D	22	DAN BOYLE	76	15	43	58	70
L	29	RYAN CLOWE	82	19	38	57	131
C	8	JOE PAVELSKI	67	25	26	51	26
R	16	DEVIN SETOGUCHI	70	20	16	36	19
C	27	MANNY MALHOTRA	71	14	19	33	41
D	4	ROB BLAKE	70	7	23	30	60
D	40	KENT HUSKINS	82	3	19	22	47
D	60	*JASON DEMERS	51	4	17	21	21
R	41	JED ORTMAYER	76	8	11	19	37
C	21	SCOTT NICHOL	79	4	15	19	72
D	3	DOUGLAS MURRAY	79	4	13	17	66
D	44	MARCE-EDOUARD VLASIC	64	3	13	16	33
L	64	JAMIE MCGINN	59	10	3	13	38
C	17	TORREY MITCHELL	56	2	9	11	27
C	39	*LOGAN COULTURE	25	5	4	9	6
D	7	NICLAS WALLIN	(CAR)	47	0	5	26
		(S.J.)	23	0	2	2	23
		(TOTAL)	70	0	7	49	56
R	59	BRAD STAUBITZ	47	3	3	6	110
L	68	*FRAZER MCCLAREN	23	1	5	6	54
R	53	RYAN VESCE	9	3	2	5	0
C	78	*BENNY FERRIERO	24	2	3	5	8
D	65	*DEREK JOSLIN	24	0	3	3	12
D	28	JAY LEACH	(MTL)	7	0	0	5
		(S.J.)	28	1	1	2	20
		(TOTAL)	35	1	1	2	25
L	45	JODY SHELLEY	36	0	3	3	78
C	36	DWIGHT HELMINEN	4	1	0	1	0
D	47	JOE CALLAHAN	1	0	1	1	0
C	48	*STEVEN ZALEWSKI	3	0	1	0	0
L	43	*JOHN MCCARTHY	4	0	0	0	0
G	1	*THOMAS GREISS	16	0	0	0	2
G	20	EVGENI NABOKOV	71	0	0	0	6

* — ROOKIE

GOALTENDERS

NO.	GOALTENDER	GP	MINS	AVG	W	L	T	EN	SO	GA	SASV	%	G	A
PIM														
20	EVGENI NABOKOV	71	4194	2.43	44	16	10	2	3	170	2168	.922	0	6
1	*THOMAS GREISS	16	782	2.69	7	4	1	2	0	35	399	.912	0	0

TOTALS

82 4998 2.51 51 20 11 4 3 209 2571 .919 0 0 8

* — ROOKIE

GAME-BY-GAME RESULTS

GA	DATE	OPPONENT	RESULT	RECORD
1	10/1	@COLORADO	2-5 L	0-1-0
2	10/3	@ANAHEIM	4-1 W	1-1-0
3	10/6	@LOS ANGELES	4-6 L	1-2-0
4	10/8	COLUMBUS	6-3 W	2-2-0
5	10/10	MINNESOTA	4-2 W	3-2-0
6	10/12	PHOENIX	0-1 L**	3-2-1
7	10/15	@WASHINGTON	1-4 L	3-3-1
8	10/17	@N.Y. ISLANDERS	4-1 W	4-3-1
9	10/19	@N.Y. RANGERS	7-3 W	5-3-1
10	10/22	@TAMPA BAY	2-5 L	5-4-1
11	10/24	@ATLANTA	4-3 W	6-4-1
12	10/25	@PHILADELPHIA	4-1 W	7-4-1
13	10/28	LOS ANGELES	2-1 W*	8-4-1
14	10/30	COLORADO	3-1 W	9-4-1
15	11/1	@CAROLINA	5-1 W	10-4-1
16	11/4	@COLUMBUS	3-2 W*	11-4-1
17	11/5	@DETROIT	1-2 L**	11-4-2
18	11/7	PITTSBURGH	5-0 W	12-4-2
19	11/10	NASHVILLE	4-3 W	13-4-2
20	11/12	DALLAS	2-3 L**	13-4-3
21	11/14	@ST. LOUIS	3-1 W	14-4-3
22	11/15	@CHICAGO	3-4 L*	14-4-4
23	11/17	@NASHVILLE	3-4 L	14-5-4
24	11/20	PHILADELPHIA	6-3 W	15-5-4
25	11/21	@ANAHEIM	3-2 W	16-5-4
26	11/25	CHICAGO	2-7 L	16-6-4
27	11/27	@EDMONTON	5-4 W*	17-6-4
28	11/29	@VANCOUVER	4-2 W	18-6-4
29	12/1	OTTAWA	5-2 W	19-6-4
30	12/3	ST. LOUIS	2-3 L**	19-6-5
31	12/5	CALGARY	1-2 L	19-7-5
32	12/9	LOS ANGELES	4-5 L*	19-7-6
33	12/11	DALLAS	2-3 L**	19-7-7
34	12/12	@PHOENIX	1-2 L	19-8-7
35	12/17	ANAHEIM	4-1 W	20-8-7
36	12/21	@DALLAS	4-2 W	21-8-7
37	12/22	@CHICAGO	3-2 W	22-8-7
38	12/26	ANAHEIM	5-2 W	23-8-7
39	12/28	PHOENIX	3-2 W**	24-8-7
40	12/30	WASHINGTON	5-2 W	25-8-7
41	12/31	@PHOENIX	3-2 W**	26-8-7
42	1/2	EDMONTON	4-1 W	27-8-7
43	1/4	LOS ANGELES	2-6 L	27-9-7
44	1/6	ST. LOUIS	2-1 W*	28-9-7
45	1/9	DETROIT	1-4 L	28-10-7
46	1/11	@LOS ANGELES	2-1 W	29-10-7
47	1/12	@PHOENIX	3-1 W	30-10-7
48	1/14	BOSTON	1-2 L**	30-10-8
49	1/16	EDMONTON	4-2 W	31-10-8
50	1/18	CALGARY	9-1 W	32-10-8
51	1/19	@LOS ANGELES	5-1 W	33-10-8
52	1/21	ANAHEIM	3-1 W	34-10-8
53	1/23	BUFFALO	5-2 W	35-10-8
54	1/28	CHICAGO	3-4 L*	35-10-9
55	1/30	MINNESOTA	5-2 W	36-10-9
56	2/2	DETROIT	2-4 L	36-11-9
57	2/4	@ST. LOUIS	4-2 W	37-11-9
58	2/6	@NASHVILLE	4-3 W	38-11-9
59	2/8	@TORONTO	3-2 W	39-11-9
60	2/10	@COLUMBUS	0-3 L	39-12-9
61	2/11	@DETROIT	3-2 W**	40-12-9
62	2/13	@BUFFALO	1-3 L	40-13-9
63	3/2	NEW JERSEY	3-4 L	40-14-9
64	3/4	MONTREAL	3-2 W	41-14-9
65	3/6	COLUMBUS	2-1 W	42-14-9
66	3/11	NASHVILLE	8-5 W	43-14-9
67	3/13	FLORIDA	2-3 L*	43-14-10
68	3/14	@ANAHEIM	2-4 L	43-15-10
69	3/16	@DALLAS	2-8 L	43-16-10
70	3/18	@VANCOUVER	2-3 L	43-17-10
71	3/19	@CALGARY	3-4 L	43-18-10
72	3/21	@EDMONTON	1-5 L	43-19-10
73	3/23	@MINNESOTA	4-1 W	44-19-10
74	3/25	DALLAS	3-0 W	45-19-10
75	3/27	VANCOUVER	4-2 W	46-19-10
76	3/28	COLORADO	4-3 W	47-19-10
77	3/31	@DALLAS	1-5 L	47-20-10
78	4/2	@MINNESOTA	3-2 W	48-20-10
79	4/4	@COLORADO	4-5 L*	48-20-11
80	4/6	@CALGARY	2-1 W	49-20-11
81	4/8	VANCOUVER	4-2 W	50-20-11
82	4/10	PHOENIX	3-2 W*	51-20-11

* — OVERTIME ** — SHOOTOUT

2008-09 SEASON REVIEW

SEASON HIGHLIGHTS

- San Jose wins first Presidents' Trophy. For the first time, the Sharks finish first in the Western Conference while winning its fourth overall and second straight Pacific Division Championship. San Jose accomplishes these feats while setting franchise records for wins (53), home wins (32) and points (117).
- Under rookie Head Coach **Todd McLellan**, San Jose gets off to the best start in National Hockey League history by recording 52 points (25-3-2) through the first 30 games. The Sharks set a franchise standard by going undefeated (20-0-2) in their first 22 home games while extending a streak from 2007-08 by not losing in regulation for 31 straight games (28-0-3).
- As a team, San Jose ranks among the NHL's top-five in road power play percentage (28.2 — No. 1 and club record), overall power play (24.2 — third), 83.3 penalty kill (fifth), 27.2 shots allowed (No. 1), 33.2 shots per game (third and club record) and 2.43 goals allowed per game (third).
- McLellan finished as a finalist for the Jack Adams Trophy (third in voting). **C. Jeremy Roenick** ended his career and the season as the third-highest American-born goal scorer (513) in NHL history. RW Claude Lemieux, at the age of 43, returns to the NHL after a five-year absence to play in 18 games.

MAJOR TRANSACTIONS

- **Todd McLellan** hired as head coach on June 12, 2008.
- Acquired LW **Travis Moen** and D **Kent Huskins** from Anaheim in exchange for C Nick Bonino, G Timo Pielmeier and a fourth round selection in the 2012 NHL Entry Draft on March 4, 2009.

PACIFIC DIVISION

	GP	W	L	OTL	GF	GA	PTS
SAN JOSE (1)	82	53	18	11	257	204	117
ANAHEIM (8)	82	42	33	7	245	238	91
DALLAS (12)	82	36	35	11	230	257	83
PHOENIX (13)	82	36	39	7	208	252	79
LOS ANGELES (14)	82	34	37	11	207	234	79

FINAL STATISTICS

P	NO	PLAYER	GP	G	A	PTS	PIM	
C	19	JOE THORNTON	82	25	61	86	56	
C	12	PATRICK MARLEAU	76	38	33	71	18	
R	16	DEVIN SETOGUCHI	81	31	34	65	25	
C	8	JOE PAVELSKI	80	25	34	59	46	
L	9	MILAN MICHALEK	77	23	34	57	52	
D	22	DAN BOYLE	77	16	41	57	52	
L	29	RYANE CLOWE	71	22	30	52	51	
D	4	ROBERT BLAKE	73	10	35	45	110	
D	10	CHRISTIAN EHRRHOFF	77	8	34	42	63	
D	44	MARCEDOUARD VLASIC	82	6	30	36	42	
R	14	JONATHAN CHEECHOO	66	12	17	29	59	
R	25	MIKE GRIER	62	10	13	23	25	
L	24	TRAVIS MOEN	(ANA)	63	4	7	11	77
		(S.J.)	19	3	2	5	14	
		(TOTAL)	82	7	9	16	91	
C	39	*TOMAS PUHAL	64	5	8	13	22	
C	27	JEREMY ROENICK	42	4	9	13	24	
C	11	MARCEL GOC	55	2	9	11	18	
D	21	ALEXEI SEMENOV	47	1	7	8	57	
D	37	BRAD LUKOWICH	58	0	8	8	12	
D	3	DOUGLAS MURRAY	75	0	7	7	38	
L	64	*JAMIE MCGINN	35	4	2	6	2	
D	40	KENT HUSKINS	(ANA)	33	2	4	6	27
L	43	*LUKAS KASPAR	13	2	2	4	8	
L	45	JODY SHELLEY	70	2	2	4	116	
R	59	*BRAD STAUBITZ	35	1	2	3	76	
R	47	TOM CAVANAGH	17	1	1	2	4	
R	32	CLAUDE LEMIEUX	18	0	1	1	21	
G	20	EVGENI NABOKOV	62	0	1	1	12	
C	40	*RILEY ARMSTRONG	2	0	0	0	2	
R	53	*RYAN VESCE	10	0	0	0	4	
D	65	*DEREK JOSLIN	12	0	0	0	6	
G	33	BRIAN BOUCHER	22	0	0	0	2	

* — ROOKIE

GOALTENDERS

NO.	GOALTENDER	GP	MINS	AVG	W	L	T	EN	SO	GA	SA	SV	%	G	A	PIM
33	BRIAN BOUCHER	22	1291	2.18	12	6	3	2	2	47	563	.917	0	0	2	
20	EVGENI NABOKOV	62	3686	2.44	41	12	8	0	7	150	1663	.910	0	1	12	
	TOTALS	82	5000	2.39	53	18	11	2	9	199	2228	.911	0	1	14	

GAME-BY-GAME RESULTS

GA	DATE	OPPONENT	RESULT	RECORD
1	10/9	ANAHEIM	4-1 W	1-0-0
2	10/11	LOS ANGELES	3-1 W	2-0-0
3	10/12	@LOS ANGELES	1-0 W	3-0-0
4	10/14	COLUMBUS	5-2 W	4-0-0
5	10/17	@ANAHEIM	0-4 L	4-1-0
6	10/18	PHILADELPHIA	5-4 W*	5-1-0
7	10/22	@PHILADELPHIA	7-6 W**	6-1-0
8	10/24	@FLORIDA	3-4 L	6-2-0
9	10/25	@TAMPA BAY	3-0 W	7-2-0
10	10/28	PITTSBURGH	2-1 W	8-2-0
11	10/30	DETROIT	4-2 W	9-2-0
12	11/2	@COLORADO	5-3 W	10-2-0
13	11/4	MINNESOTA	3-1 W	11-2-0
14	11/6	ST. LOUIS	5-4 W**	12-2-0
15	11/8	DALLAS	2-1 W	13-2-0
16	11/9	@PHOENIX	2-4 L	13-3-0
17	11/11	NASHVILLE	3-4 L*	13-3-1
18	11/13	CALGARY	6-1 W	14-3-1
19	11/16	@CHICAGO	6-5 W	15-3-1
20	11/17	@NASHVILLE	4-1 W	16-3-1
21	11/22	WASHINGTON	7-2 W	17-3-1
22	11/26	CHICAGO	3-2 W	18-3-1
23	11/28	@DALLAS	6-2 W	19-3-1
24	11/29	@PHOENIX	3-2 W	20-3-1
25	12/2	TORONTO	5-2 W	21-3-1
26	12/4	COLUMBUS	3-2 W	22-3-1
27	12/6	EDMONTON	2-3 L*	22-3-2
28	12/11	ANAHEIM	2-0 W	23-3-2
29	12/13	ST. LOUIS	5-4 W	24-3-2
30	12/15	@LOS ANGELES	3-2 W**	25-3-2
31	12/17	@COLUMBUS	1-2 L*	25-3-3
32	12/18	@DETROIT	0-6 L	25-4-3
33	12/20	NY RANGERS	3-2 W	26-4-3
34	12/23	VANCOUVER	5-0 W	27-4-3
35	12/27	ST. LOUIS	2-3 L*	27-4-4
36	12/29	@DALLAS	3-1 W	28-4-4
37	12/31	@MINNESOTA	2-3 L*	28-4-5
38	1/3	NY ISLANDERS	5-3 W	29-4-5
39	1/6	@CALGARY	2-5 L	29-5-5
40	1/9	@EDMONTON	4-1 W	30-5-5
41	1/10	@VANCOUVER	4-2 W	31-5-5
42	1/13	TAMPA BAY	7-1 W	32-5-5
43	1/15	CALGARY	2-3 L	32-6-5
44	1/17	DETROIT	6-5 W	33-6-5
45	1/20	VANCOUVER	2-1 W*	34-6-5
46	1/27	@COLORADO	3-0 W	35-6-5
47	1/29	PHOENIX	2-0 W	36-6-5
48	1/31	CHICAGO	2-4 L	36-7-5
49	2/5	CAROLINA	3-4 L**	36-7-6
50	2/7	@COLUMBUS	2-3 L*	36-7-7
51	2/10	@BOSTON	5-2 W	37-7-7
52	2/11	@PITTSBURGH	1-2 L**	37-7-8
53	2/13	@BUFFALO	5-6 L**	37-7-9
54	2/15	@NEW JERSEY	5-6 L	37-8-9
55	2/17	EDMONTON	4-2 W	38-8-9
56	2/19	LOS ANGELES	4-2 W	39-8-9
57	2/21	ATLANTA	3-1 W	40-8-9
58	2/23	@DALLAS	1-0 W	41-8-9
59	2/25	@DETROIT	1-4 L	41-9-9
60	2/26	@OTTAWA	2-1 W	42-9-9
61	2/28	@MONTREAL	2-3 L	42-10-9
62	3/3	DALLAS	1-4 L	42-11-9
63	3/5	MINNESOTA	3-4 L*	42-11-10
64	3/7	@VANCOUVER	1-3 L	42-12-10
65	3/10	@MINNESOTA	5-4 W*	43-12-10
66	3/12	@ST. LOUIS	1-3 L	43-13-10
67	3/14	LOS ANGELES	2-1 W**	44-13-10
68	3/15	@ANAHEIM	1-0 W	45-13-10
69	3/17	@PHOENIX	3-4 L	45-14-10
70	3/19	NASHVILLE	3-2 W**	46-14-10
71	3/21	DALLAS	5-2 W	47-14-10
72	3/22	COLORADO	3-1 W	48-14-10
73	3/25	@CHICAGO	5-6 L**	48-14-11
74	3/26	@NASHVILLE	2-3 L	48-15-11
75	3/28	PHOENIX	3-2 W	49-15-11
76	3/30	@CALGARY	2-1 W	50-15-11
77	4/2	@EDMONTON	2-1 W	51-15-11
78	4/4	ANAHEIM	2-5 L	51-16-11
79	4/5	@ANAHEIM	3-2 W	52-16-11
80	4/7	COLORADO	1-0 W**	53-16-11
81	4/9	PHOENIX	1-4 L	53-17-11
82	4/11	@LOS ANGELES	3-4 L	53-18-11

* — OVERTIME ** — SHOOTOUT

2007-08 SEASON REVIEW

SEASON HIGHLIGHTS

- San Jose set then-team records for most points [108] and points percentage [.659], road wins [27], most road points [58], fewest shots allowed [1,981], fewest power play goals allowed [44] and fewest regulation losses [23] in a single season.
- San Jose also set team standards for longest overall winning streak [11 games, Feb. 21, 2008 at Philadelphia through March 14, 2008 vs. St. Louis], longest road winning streak [10 games, Nov. 14, 2007 at Dallas through Dec. 31, 2007 at Minnesota], most consecutive overall games recording a point [20, Feb. 21, 2008 at Philadelphia through April 1, 2008 vs. Los Angeles] and most consecutive road games recording a point [14, Oct. 29, 2007 at Dallas through Jan. 13, 2008 at Anaheim].
- G Evgeni Nabokov** finished second in the Vezina Trophy voting after achieving team regular season goaltending records in wins [50], appearances [77], minutes [4,561], most consecutive starts [50] and most consecutive wins [10]. Nabokov also played in his second NHL All-Star Game and became the first goaltender since 2002 to stop all of the shots he faced [eight in the second].
- Captain **Ron Wilson** led San Jose to their third Pacific Division Championship, second in his tenure. He became the 11th coach to win 500 NHL games on Feb. 9, 2008 vs. Nashville. Wilson also won his 200th game as Sharks head coach on March 18, 2008 at Los Angeles, surpassing Darryl Sutter to set the record for most wins [206].

MAJOR TRANSACTIONS

- Acquired **D Brian Campbell** along with a seventh round selection in the 2008 NHL Entry Draft from Buffalo in exchange for RW Steve Bernier and a first round selection in the 2008 NHL Entry Draft on Feb. 26, 2008.
- Relieved Ron Wilson of head coaching duties on May 12, 2008.

PACIFIC DIVISION

	GP	W	L	OTL	GF	GA	PTS
SAN JOSE (2)	82	49	23	10	222	193	108
ANAHEIM (4)	82	47	27	8	205	191	102
DALLAS (5)	82	45	30	7	242	207	97
PHOENIX (12)	82	38	37	7	214	231	83
LOS ANGELES (15)	82	32	43	7	231	266	71

FINAL STATISTICS

P NO	PLAYER	GP	G	A	PTS	PIM
C 19	JOE THORNTON	82	29	67	96	59
D 51	BRIAN CAMPBELL	(BUF)	63	5	38	43
	(S.J.)	20	3	16	19	8
	(TOTAL)	83	8	54	62	20
L 9	MILAN MICHALEK	79	24	31	55	47
C 12	PATRICK MARLEAU	78	19	29	48	33
C 8	JOE PAVELSKI	82	19	21	40	28
R 14	JONATHAN CHEECHOO	69	23	14	37	46
D 52	CRAIG RIVET	74	5	30	35	104
C 27	JEREMY ROENICK	69	14	19	33	26
R 26	**STEVE BERNIER	59	13	10	23	62
R 25	MIKE GRIER	78	9	13	22	24
D 10	CHRISTIAN EHRRHOFF	77	1	21	22	72
C 17	*TORREY MITCHELL	82	10	10	20	50
R 16	*DEVIN SETOGUCHI	44	11	6	17	8
L 34	PATRICK RISSMILLER	79	8	9	17	30
D 24	SANDIS OZOLINS	39	3	13	16	24
D 18	MATT CARLE	62	2	13	15	26
D 44	MARCELOUARD VLASIC	82	2	12	14	24
D 4	KYLE MCLAREN	61	3	8	11	84
D 3	DOUGLAS MURRAY	66	1	9	10	98
C 37	CURTIS BROWN	33	5	4	9	10
C 11	MARCEL GOC	51	5	3	8	12
L 29	RYAN CLOWE	15	3	5	8	22
L 45	JODY SHELLEY	(CBJ)	31	0	0	44
	(S.J.)	31	1	6	7	91
	(TOTAL)	62	1	6	7	135
D 21	ALEXEI SEMENOV	22	1	3	4	36
C 39	*TOMAS PLHAL	22	2	1	3	4
G 20	EVGENI NABOKOV	77	0	2	2	12
C 47	*TOM CAVANAGH	1	0	1	1	0
D 5	*ROB DAVISON	15	0	0	0	21
C 46	*MIKE IGGULDEN	1	0	0	0	0
G 30	*DIMITRI PATZOLD	3	0	0	0	0
L 43	*LUKAS KASPAR	3	0	0	0	0
G 1	*THOMAS GREISS	3	0	0	0	0
G 33	BRIAN BOUCHER	5	0	0	0	0

* — ROOKIE

** — TRADED DURING THE SEASON (STATS ARE WITH SAN JOSE ONLY)

GOALTENDERS

NO.	GOALTENDER	GP	MINS	AVG	W	L	T	EN	SO	GA	SA	SV %	G	A	PIM
33	BRIAN BOUCHER	5	238	1.76	3	1	1	0	1	7	103	.932	0	0	0
20	EVGENI NABOKOV	77	4561	2.14	46	21	8	6	163	1802	.910	0	2	12	
1	THOMAS GREISS	3	129	3.26	0	1	1	0	0	7	50	.860	0	0	0
30	*DIMITRI PATZOLD	3	44	5.45	0	0	0	0	0	4	20	.800	0	0	0
TOTALS		8	5000	2.24	49	23	10	6	7	187	1981	.906	0	2	12

GAME-BY-GAME RESULTS

GA	DATE	OPPONENT	RESULT	RECORD
1	10/4	@ EDMONTON	2-3 L**	0-1
2	10/5	@ VANCOUVER	3-1 W	1-1
3	10/7	@ COLORADO	2-6 L	1-1-1
4	10/10	@ CHICAGO	2-1 W	2-1-1
5	10/13	BOSTON	1-2 L	2-2-1
6	10/15	@ VANCOUVER	4-2 W	3-2-1
7	10/18	DETROIT	2-4 L	3-3-1
8	10/20	NASHVILLE	3-0 W	4-3-1
9	10/22	@ CALGARY	4-1 W	5-3-1
10	10/26	@ DETROIT	1-5 L	5-4-1
11		@ COLUMBUS	1-2 L	
5-5-1				
12	10/29	@ DALLAS	4-2 W	6-5-1
13	11/2	LOS ANGELES	2-5 L	6-6-1
14	11/3	@ LOS ANGELES	3-1 W	7-6-1
15	11/7	DALLAS	1-3 L	7-7-1
16	11/9	@ ANAHEIM	2-3 L**	7-7-2
17	11/10	PHOENIX	4-1 W	8-7-2
18	11/12	PHOENIX	5-0 W	9-7-2
19	11/14	@ DALLAS	4-3 W**	10-7-2
20	11/15	@ PHOENIX	6-0 W	11-7-2
21	11/17	ANAHEIM	1-2 L**	11-7-3
22	11/24	LOS ANGELES	1-2 L	11-8-3
23	11/28	LOS ANGELES	2-3 L**	11-8-4
24	11/30	COLORADO	3-2 W	12-8-4
25	12/3	@ COLORADO	3-2 W	13-8-4
26	12/5	@ DALLAS	3-2 W	14-8-4
27	12/7	@ PHOENIX	1-0 W	15-8-4
28	12/8	BUFFALO	1-7 L	15-9-4
29	12/11	MINNESOTA	4-1 W	16-9-4
30	12/13	VANCOUVER	5-2 W	17-9-4
31	12/15	DALLAS	2-4 L	17-10-4
32	12/16	@ ANAHEIM	2-1 W	18-10-4
33	12/18	ANAHEIM	0-2 L	18-11-4
34	12/20	PHOENIX	2-3 L**	18-11-5
35	12/22	ANAHEIM	2-5 L	18-12-5
36	12/26	@ LOS ANGELES	3-2 W	19-12-5
37	12/28	@ ST. LOUIS	1-0 W	20-12-5
38	12/29	@ NASHVILLE	5-2 W	21-12-5
39	12/31	@ MINNESOTA	3-2 W	22-12-5
40	1/3	CALGARY	3-2 L*	22-12-6
41	1/5	COLUMBUS	3-2 W	23-12-6
42	1/10	VANCOUVER	3-1 W	24-12-6
43	1/12	TORONTO	3-2 W	25-12-6
44	1/13	@ ANAHEIM	3-4 L*	25-12-7
45	1/15	@ PHOENIX	3-5 L	25-13-7
46	1/17	DALLAS	2-4 L	25-14-7
47	1/19	DETROIT	3-6 L	25-15-7
48	1/22	CHICAGO	3-2 W	26-15-7
49	1/24	ST. LOUIS	4-1 W	27-15-7
50	1/29	@ EDMONTON	3-0 W	28-15-7
51	1/30	@ CALGARY	4-5 L	28-16-7
52	2/2	CHICAGO	3-2 W**	29-16-7
53	2/6	COLORADO	1-3 L	29-17-7
54	2/8	COLUMBUS	2-1 W	30-17-7
55	2/9	NASHVILLE	4-3 W	31-17-7
56	2/12	CALGARY	3-4 L*	31-17-8
57	2/14	EDMONTON	2-3 L	31-18-8
58	2/17	@ NY RANGERS	1-3 L	31-19-8
59	2/18	@ NY ISLANDERS	2-3 L	31-20-8
60	2/20	@ NEW JERSEY	2-3 L	31-21-8
61	2/21	@ PHILADELPHIA	3-1 W	32-21-8
62	2/24	@ PITTSBURGH	2-1 W**	33-21-8
63	2/27	@ COLUMBUS	4-2 W	34-21-8
64	2/29	@ DETROIT	3-2 W	35-21-8
65	3/1	@ ST. LOUIS	2-0 W	36-21-8
66	3/3	MONTREAL	6-4 W	37-21-8
67	3/5	OTTAWA	3-2 W*	38-21-8
68	3/7	@ CHICAGO	3-2 W	39-21-8
69	3/9	@ MINNESOTA	3-2 W**	40-21-8
70	3/11	@ NASHVILLE	2-1 W	41-21-8
71	3/14	ST. LOUIS	4-1 W	42-21-8
72	3/16	EDMONTON	1-2 L**	42-21-9
73	3/18	@ LOS ANGELES	1-1 W	43-21-9
74	3/19	MINNESOTA	4-3 W**	44-21-9
75	3/21	ANAHEIM	2-1 W	45-21-9
76	3/25	@ PHOENIX	4-5 L*	45-21-10
77	3/28	DALLAS	3-2 W*	46-21-10
78	3/28	@ ANAHEIM	3-1 W	47-21-10
79	3/30	PHOENIX	3-1 W	48-21-10
80	4/1	@ LOS ANGELES	5-2 W	49-21-10
81	4/3	@ LOS ANGELES	2-4 L	49-22-10
82	4/6	@ DALLAS	2-4 L	49-23-10

* — OVERTIME

** — SHOOTOUT



2006-07 SEASON REVIEW

SEASON HIGHLIGHTS

- San Jose set a franchise record and led the League with 26 road wins. In addition, the Sharks set club marks for wins in a season (51) and points (107).
- Goaltenders **Evgeni Nabokov** (seven) and **Vesa Toskala** (four) combined to tie a San Jose record with 11 shutouts.
- Defensemen **Marc-Edouard Vlasic** and **Matt Carle** were named to the NHL All-Rookie Team. The duo became the second pair of defensive teammates in NHL history to be named to the team in the same year (1991-92 — Detroit's Nicklas Lidstrom and Vladimir Konstantinov).
- C Patrick Marleau** broke the franchise record for most goals in franchise history (Owen Nolan, 206) with the game-winner vs. Los Angeles on Jan. 11. Marleau also surpassed Nolan's all-time marks for points (451), assists (245) and Mike Rathje's standard for games played (671).
- San Jose set an NHL record by playing in 49 consecutive games without going into overtime (surpassing Toronto's 41 in 1996-97).
- Ron Wilson** became the 13th coach in NHL history to coach in 1,000 games on March 18 at Colorado.

MAJOR TRANSACTIONS

- Acquired **D Craig Rivet** and a fifth round selection in the 2008 NHL Entry Draft from Montreal in exchange for D Josh Gorges and San Jose's first selection in the 2007 NHL Entry Draft on Feb. 25, 2007.
- Acquired **RW Bill Guerin** from St. Louis in exchange for LW Ville Nieminen, RW Jay Barriball and a first round selection in the 2007 NHL Entry Draft on Feb. 27, 2007.

PACIFIC DIVISION

	GP	W	L	OTL	GF	GA	PTS
ANAHEIM (2)	82	48	20	14	258	208	110
SAN JOSE (5)	82	51	26	5	258	199	107
DALLAS (6)	82	50	25	7	226	197	107
LOS ANGELES (14)	82	27	41	14	227	283	68
PHOENIX (15)	82	31	46	5	216	284	67

FINAL STATISTICS

P NO	PLAYER	GP	G	A	PTS	PIM
C 19	JOE THORNTON	82	22	92	114	44
C 12	PATRICK MARLEAU	77	32	46	78	33
R 14	JONATHAN CHEECHOO	76	37	32	69	69
R 9	MILAN MICHALEK	78	26	40	66	36
R 13	BILL GUERIN	(STL) 61	28	19	47	52
	(S/J) 16	8	1	9	14	
	(TOTAL) 77	36	20	56	66	
D 18	*MATT CARLE	77	11	31	42	30
L 29	*RYANE CLOWE	58	16	18	34	78
R 25	MIKE GRIER	81	16	17	33	43
D 10	CHRISTIAN EHROFF	82	10	23	33	63
R 26	STEVE BERNIER	62	15	16	31	29
C 8	*JOE PAVELSKI	46	14	14	28	18
D 44	*MARC-EDOUARD VLASIC	81	3	23	26	118
D 52	CRAIG RIVET	(MTL) 54	6	10	16	57
	(S/J) 17	1	7	8	12	
	(TOTAL) 71	7	17	24	69	
D 22	SCOTT HANNAN	79	4	20	24	38
C 34	PATRICK RISSMILLER	79	7	15	22	22
L 7	MARK BELL	71	11	10	21	83
C 37	CURTIS BROWN	78	8	12	20	56
D 4	KYLE MCLAREN	67	5	12	17	61
C 11	MARCEL GOC	78	5	8	13	24
C 16	MARC SMITH	41	3	10	13	42
D 6	*JOSH GORGES	47	1	3	4	26
D 3	DOUGLAS MURRAY	35	0	3	3	31
G 35	VESA TOSKALA	38	0	3	3	0
D 5	ROB DAVISON	22	0	2	2	27
L 15	*VILLE NIEMINEN	30	1	1	2	14
R 29	**SCOTT PARKER	11	0	0	0	22
G 20	EVGENI NABOKOV	50	0	0	0	6
L 49	MATHEU DACHE	2	0	0	0	0
C 39	*TOMAS PILHAL	3	0	0	0	0

* — ROOKIE

** — TRADED DURING THE SEASON (SAN JOSE STATS ONLY)

GOALTENDERS

NO.	GOALTENDER	GP	MINS	AVG	W	L	T	EN	SO	GA	SASV	%	GAPIM
20	EVGENI NABOKOV	50	2778	2.29	25	16	4	4	7	106	1227	.914	0 0 6
35	VESA TOSKALA	38	2142	2.35	26	10	1	3	4	84	915	.908	0 3 0
TOTALS		82	4947	2.39	51	26	5	7	11	197	2149	.908	0 3 6

GAME-BY-GAME RESULTS

GA	DATE	OPPONENT	RESULT	RECORD
1	10/5	ST. LOUIS	5-4 W*	1-0-0
2	10/7	NY ISLANDERS	2-0 W	2-0-0
3	10/9	@ CALGARY	4-1 W	3-0-0
4	10/12	@ EDMONTON	4-6 L	3-1-0
5	10/13	@ VANCOUVER	6-4 W	4-1-0
6	10/17	DALLAS	2-0 W	5-1-0
7	10/19	DETROIT	5-1 W	6-1-0
8	10/21	MINNESOTA	1-4 L	6-2-0
9	10/23	@ COLUMBUS	3-0 W	7-2-0
10	10/25	@ DETROIT	1-2 L	7-3-0
11	10/26	@ NASHVILLE	3-4 L	
12	10/29	@ TAMPA BAY	4-2 W	8-4-0
13	10/31	@ FLORIDA	2-1 W	9-4-0
14	11/2	NY RANGERS	1-3 L	9-5-0
15	11/4	PITTSBURGH	3-2 W	10-5-0
16	11/7	MINNESOTA	3-1 W	11-5-0
17	11/9	@ LOS ANGELES	7-3 W	12-5-0
18	11/11	@ PHOENIX	2-1 W	13-5-0
19	11/13	@ LOS ANGELES	2-4 L	13-6-0
20	11/15	@ COLORADO	4-3 W	14-6-0
21	11/18	PHILADELPHIA	6-1 W	15-6-0
22	11/21	@ ANAHEIM	0-5 L	15-7-0
23	11/22	LOS ANGELES	6-3 W	16-7-0
24	11/25	NEW JERSEY	2-0 W	17-7-0
25	11/28	@ ST. LOUIS	2-0 W	18-7-0
26	11/29	@ MINNESOTA	2-1 W	19-7-0
27	12/2	@ DETROIT	3-2 W	20-7-0
28	12/4	@ DALLAS	0-1 L	20-8-0
29	12/7	COLORADO	2-5 L	20-9-0
30	12/9	NASHVILLE	3-1 W	21-9-0
31	12/11	PHOENIX	4-0 W	22-9-0
32	12/12	@ LOS ANGELES	3-1 W	23-9-0
33	12/14	@ LOS ANGELES	2-4 L	23-10-0
34	12/16	ANAHEIM	4-3 W	24-10-0
35	12/21	DALLAS	0-3 L	24-11-0
36	12/23	CALGARY	4-1 W	25-11-0
37	12/26	ANAHEIM	3-4 L	25-12-0
38	12/28	PHOENIX	2-3 L	25-13-0
39	12/30	@ PHOENIX	0-8 L	25-14-0
40	12/31	@ DALLAS	4-2 W	26-14-0
41	1/4	DETROIT	9-4 W	27-14-0
42	1/6	COLUMBUS	5-2 W	28-14-0
43	1/10	EDMONTON	2-3 L	28-15-0
44	1/11	@ LOS ANGELES	5-2 W	29-15-0
45	1/13	@ PHOENIX	4-1 W	30-15-0
46	1/15	COLORADO	3-1 W	31-15-0
47	1/18	PHOENIX	5-2 W	32-15-0
48	1/20	ST. LOUIS	0-1 L	32-16-0
49	1/26	@ EDMONTON	5-1 W	33-16-0
50	1/28	@ VANCOUVER	1-3 L	33-17-0
51	1/30	DALLAS	2-3 L**	33-17-1
52	2/1	DALLAS	2-4 L	33-18-1
53	2/3	CHICAGO	4-2 W	34-18-1
54	2/6	ANAHEIM	4-7 L	34-19-1
55	2/7	@ ANAHEIM	3-2 W	35-19-1
56	2/13	@ ST. LOUIS	6-5 W	36-19-1
57	2/14	@ NASHVILLE	0-5 L	36-20-1
58	2/16	@ COLUMBUS	0-3 L	36-21-1
59	2/18	@ DALLAS	2-5 L	36-22-1
60	2/21	@ WASHINGTON	3-2 W**	37-22-1
61	2/22	@ CHICAGO	2-0 W	38-22-1
62	2/24	@ CALGARY	4-7 L	38-23-1
63	2/26	ANAHEIM	2-3 L	38-24-1
64	2/28	NASHVILLE	3-4 L**	38-24-2
65	3/2	@ ANAHEIM	1-3 L	38-25-2
66	3/4	@ DALLAS	4-0 W	39-25-2
67	3/6	@ MINNESOTA	3-0 W	40-25-2
68	3/9	VANCOUVER	1-2 L*	40-25-3
69	3/11	EDMONTON	3-0 W	41-25-3
70	3/13	CHICAGO	7-1 W	42-25-3
71	3/15	@ PHOENIX	5-1 W	43-25-3
72	3/16	COLUMBUS	3-0 W	44-25-3
73	3/18	@ COLORADO	3-4 L*	44-25-4
74	3/21	@ CHICAGO	4-1 W	45-25-4
75	3/22	@ ATLANTA	5-1 W	46-25-4
76	3/24	@ CAROLINA	4-6 L	46-26-4
77	3/27	LOS ANGELES	3-1 W	47-26-4
78	3/30	PHOENIX	4-2 W	48-26-4
79	4/1	LOS ANGELES	6-2 W	49-26-4
80	4/4	@ ANAHEIM	3-2 W*	50-26-4
81	4/5	CALGARY	4-3 W	51-26-4
82	4/7	VANCOUVER	3-4 L*	51-26-5

* — OVERTIME

** — SHOOTOUT

2005-06 SEASON REVIEW

SEASON HIGHLIGHTS

- The Sharks acquired C **Joe Thornton** as part of a four-player deal with Boston on Nov. 30.
- **Thornton** became the first Sharks player to win the Art Ross Trophy (scoring title) and the Hart Memorial Trophy (Most Valuable Player). Thornton was also voted as the "Sharks Player of the Year" and was a finalist for the Lester B. Pearson Award (MVP as chosen by the players).
- **RW Jonathan Cheechoo** received the Maurice "Rocket" Richard Trophy for leading the League and becoming the first Sharks player to score 50-plus goals in a season (56).
- **C Patrick Marleau** broke the franchise record for most points in a season (Owen Nolan, 84 in 1999-00) when he assisted on Cheechoo's game-winning power play goal on April 10 in Phoenix.
- **San Jose** set franchise records in goals scored (266), power play goals scored (91), most shots on goal (2,483) and power play percentage (18.2).

MAJOR TRANSACTIONS

- Acquired C **Joe Thornton** from Boston in exchange for D Brad Stuart, C Wayne Primeau and C Marco Sturm on Nov. 30, 2005.
- Acquired LW **Ville Nieminen** from the N.Y. Rangers in exchange for a third round selection (83rd overall) in the 2006 NHL Entry Draft on March 6, 2006.

PACIFIC DIVISION

	GP	W	L	OTL	GF	GA	PTS
DALLAS (2)	82	53	23	6	265	218	112
SAN JOSE (5)	82	44	27	11	266	242	99
ANAHEIM (6)	82	43	27	12	254	229	98
LOS ANGELES (10)	82	42	35	5	249	270	89
PHOENIX (12)	82	38	39	5	246	271	81

FINAL STATISTICS

P NO	PLAYER	GP	G	A	PTS	PIM
C 19	JOE THORNTON	(BOS)	23	9	24	33
		(SJ)	58	20	72	92
		(TOTAL)	81	29	96	125
R 14	JONATHAN CHEECHOO		82	56	37	93
C 12	PATRICK MARLEAU		82	34	52	86
L 28	NILS EKMAN		77	21	36	57
D 42	TOM PREISSING		74	11	32	43
R 9	*MILAN MICHALEK		81	17	18	35
R 26	*STEVE BERNIER		39	14	13	27
C 10	ALYN MCCAULEY		76	12	14	26
C 16	MARK SMITH		80	9	15	24
L 15	VILLE NIEMINEN	(NYR)	48	5	12	17
		(SJ)	22	3	4	7
		(TOTAL)	70	8	16	24
D 22	SCOTT HANNAN		81	6	18	24
D 44	CHRISTIAN EHRRHOFF		64	5	18	23
D 4	KYLE MCLAIRE		77	2	21	23
C 37	*GRANT STEVENSON		47	10	12	22
C 11	*MARCEL GOC		81	8	14	22
L 17	SCOTT THORNTON		71	10	11	21
L 19	MARCO STURM		23	6	10	16
R 23	**NIKO DIMITRAKOS		45	4	12	16
D 7	*BRAD STUART		23	2	10	12
L 24	**JOSH LANGFELD		39	2	9	11
C 15	**WAYNE PRIMEAU		21	5	3	8
D 25	*MATT CARLE		12	3	3	6
C 34	PATRICK RISSMILLER		18	3	3	6
D 5	ROB DAVIDSON		69	1	5	6
D 6	*JOSH GORGES		49	0	6	6
L 29	*RYANE CLOWE		18	0	2	2
D 21	JIM FAHEY		21	0	2	2
R 27	SCOTT PARKER		10	1	0	1
D 41	*DOUG MURRAY		34	0	1	1
G 35	VESA TOSKALA		37	0	1	1
G 20	EVGENI NABOKOV		45	0	1	1
G 31	*NOLAN SCHAEFER		7	0	0	0

* — ROOKIE ** — TRADED DURING THE SEASON (SAN JOSE STATS ONLY)

GOALTENDERS

NO. PIM	GOALTENDER	GP	MINS	AVGW	L	T	EN	SO	GA	SASV	%	G	A	
31	*NOLAN SCHAEFER	7	352	1.88	5	1	0	1	1	11	138	.920	0	2
35	VESA TOSKALA	37	2039	2.56	23	7	4	1	2	87	878	.901	0	1
20	EVGENI NABOKOV	45	2575	3.10	16	19	7	2	1	133	1160	.885	0	1
	TOTALS	82	4996	2.82	44	27	11	4	5	235	2180	.892	0	2

EVGENI NABOKOV and NOLAN SCHAEFER shared a shutout vs. Buffalo on Dec. 2, 2005.

GAME-BY-GAME RESULTS

GA	DATE	OPPONENT	RESULT	RECORD
1	10/5	@ NASHVILLE	2-3 L	0-1-0
2	10/7	@ CHICAGO	3-6 L	0-2-0
3	10/8	@ ST. LOUIS	7-6 W	1-2-0
4	10/12	COLUMBUS	4-1 W	2-2-0
5	10/15	CHICAGO	4-3 W	3-2-0
6	10/17	@ DETROIT	2-3 L*	3-2-1
7	10/19	@ MINNESOTA	1-6 L	3-3-1
8	10/21	@ COLUMBUS	1-4 L	3-4-1
9	10/22	@ NASHVILLE	1-2 L	3-5-1
10	10/26	@ DALLAS	5-4 W*	4-5-1
11	10/28	@ LOS ANGELES	5-4 W	5-4-1
W	5-5-1			
12	10/29	CALGARY	3-2 W**	6-5-1
13	11/2	NASHVILLE	3-2 W*	7-5-1
14	11/4	@ ANAHEIM	1-0 W*	8-5-1
15	11/5	MINNESOTA	1-3 L	8-6-1
16	11/8	@ COLORADO	2-5 L	8-7-1
17	11/12	DALLAS	3-2 L**	8-7-2
18	11/16	VANCOUVER	1-3 L	8-8-2
19	11/19	PHOENIX	3-4 L**	8-8-3
20	11/21	@ EDMONTON	1-2 L**	8-8-4
21	11/23	@ CALGARY	2-3 L	8-9-4
22	11/24	@ VANCOUVER	2-3 L	8-10-4
23	11/26	DETROIT	6-7 L	8-11-4
24	11/30	@ DALLAS	1-4 L	8-12-4
25	12/2	@ BUFFALO	5-0 W	9-12-4
26	12/3	@ TORONTO	5-4 W	10-12-4
27	12/6	ATLANTA	5-3 W	11-12-4
28	12/8	FLORIDA	6-2 W	12-12-4
29	12/10	CAROLINA	4-3 W	13-12-4
30	12/16	WASHINGTON	4-1 W	14-12-4
31	12/18	@ ANAHEIM	4-5 L	14-13-4
32	12/20	ANAHEIM	4-2 W	15-13-4
33	12/22	@ PHOENIX	1-2 L	15-14-4
34	12/23	ST. LOUIS	1-2 L*	15-14-5
35	12/26	@ LOS ANGELES	3-4 L	15-15-5
36	12/28	PHOENIX	4-5 L	15-16-5
37	12/30	COLORADO	5-2 W	16-16-5
38	1/5	COLUMBUS	6-3 W	17-16-5
39	1/7	LOS ANGELES	3-2 W	18-16-5
40	1/10	@ BOSTON	6-2 W	19-16-5
41	1/12	@ OTTAWA	2-0 W	20-16-5
42	1/14	@ MONTREAL	2-6 L	20-17-5
43	1/16	TAMPA BAY	3-1 W	21-17-5
44	1/19	EDMONTON	2-3 L**	21-17-6
45	1/21	@ LOS ANGELES	4-3 W*	22-17-6
46	1/24	LOS ANGELES	4-1 W	23-17-6
47	1/26	ANAHEIM	0-2 L	23-18-6
48	1/28	@ PHOENIX	2-6 L	23-19-6
49	1/30	@ DALLAS	2-3 L*	23-19-7
50	2/1	@ ANAHEIM	6-4 W	24-19-7
51	2/2	MINNESOTA	2-3 L**	24-19-8
52	2/4	ANAHEIM	0-2 L	24-20-8
53	2/6	CALGARY	3-4 L	24-21-8
54	2/8	CHICAGO	2-1 W	25-21-8
55	2/10	DALLAS	6-3 W	26-21-8
56	2/12	@ PHOENIX	5-4 W*	27-21-8
57	2/28	DETROIT	5-1 W	28-21-8
58	3/3	@ EDMONTON	2-3 L	28-22-8
59	3/4	@ CALGARY	0-2 L	28-23-8
60	3/7	@ ANAHEIM	4-5 L*	28-23-9
61	3/9	EDMONTON	5-2 W	29-23-9
62	3/11	NASHVILLE	3-2 W*	30-23-9
63	3/13	LOS ANGELES	4-3 W	31-23-9
64	3/16	ST. LOUIS	5-2 W	32-23-9
65	3/18	DALLAS	3-4 L*	32-23-10
66	3/19	COLORADO	6-5 W	33-23-10
67	3/21	@ ST. LOUIS	6-0 W	34-23-10
68	3/23	@ DETROIT	0-4 L	34-24-10
69	3/25	@ MINNESOTA	5-1 W	35-24-10
70	3/26	@ CHICAGO	5-4 W*	36-24-10
71	3/28	@ COLUMBUS	1-4 L	36-25-10
72	3/30	PHOENIX	2-5 L	36-26-10
73	4/1	PHOENIX	3-4 L*	36-26-11
74	4/3	@ DALLAS	3-2 W*	37-26-11
75	4/5	@ COLORADO	2-1 W	38-26-11
76	4/6	@ LOS ANGELES	5-0 W	39-26-11
77	4/9	DALLAS	4-1 W	40-26-11
78	4/10	@ PHOENIX	3-2 W	41-26-11
79	4/12	@ VANCOUVER	5-4 W*	42-26-11
80	4/13	VANCOUVER	5-3 W	43-26-11
81	4/15	ANAHEIM	6-3 W	44-26-11
82	4/17	LOS ANGELES	0-4 L	44-27-11

* — OVERTIME ** — SHOOTOUT

2003-04 SEASON REVIEW

SEASON HIGHLIGHTS

- For the first time in franchise history, the San Jose Sharks advanced to the Western Conference Finals.
- The Sharks captured their second Pacific Division title by recording a franchise-best 104 points in the regular season.
- The Sharks set records in road points (47), shutouts (11) and most wins in a calendar month (10 — March).
- San Jose set a record by playing 11 consecutive home games without a loss from Nov. 15-Dec. 29 (7-0-0) and by recording eight consecutive home wins from Jan. 28-March 3.
- **RW Jonathan Cheechoo** set a franchise record with nine game-winning goals on the season.
- **LW Nils Ekman** set a franchise record by compiling a plus-30 plus/minus rating for the season.
- **G Evgeni Nabokov** set a franchise record with nine shutouts.
- **D Brad Stuart** scored two goals in the last 17 seconds of regulation on April 4, 2003 vs. Los Angeles.

MAJOR TRANSACTIONS

- Acquired **C Curtis Brown** from Buffalo in a three-team trade. Traded **C Brad Boyes** to Boston in exchange for **D Jeff Jillson**. Jillson was immediately sent to Buffalo along with the Sharks ninth-round selection (ninth round eliminated after 2004 NHL Entry Draft) in the 2005 NHL Entry Draft in exchange for Brown and **D Andy Delmore**. Delmore was then traded by San Jose to Boston for future considerations [all on March 9, 2004].
- Acquired **D Jason Marshall** from Minnesota in exchange for a fifth round selection (161st overall) in the 2004 NHL Entry Draft on March 3, 2004.
- Acquired a fifth round selection (152nd overall, traded to Florida on June 27, 2004) and future considerations from Calgary in exchange for **LW Lynn Loyns** on Jan. 9, 2004.
- Acquired a second round selection (35th overall, **D Marc-Edouard Vlasic**) in the 2005 NHL Entry Draft from Calgary in exchange for **G Miikka Kiprusoff** on Nov. 16, 2003.

PACIFIC DIVISION

	GP	W	L	T	OTL	GF	GA	PTS
SAN JOSE (2)	82	43	21	12	6	219	183	104
DALLAS (5)	82	41	26	13	2	194	175	97
LOS ANGELES (11)	82	28	29	16	9	205	217	81
ANAHEIM (12)	82	29	35	10	8	184	213	76
PHOENIX (13)	82	22	36	18	6	188	245	68

FINAL STATISTICS

P	NO	PLAYER	GP	G	A	PTS	PIM
C	12	PATRICK MARLEAU	80	28	29	57	24
L	28	NILS EKMAN	82	22	33	55	34
R	14	JONATHAN CHEECHOO	81	28	19	47	33
C	10	ALYN MCCAULEY	82	20	27	47	28
L	19	MARCO STURM	64	21	20	41	36
C	25	VINCENT DAMPHOUSSE	82	12	29	41	66
D	7	BRAD STUART	77	9	30	39	34
L	94	ALEXANDER KOROLYUK	63	19	18	37	18
C	15	WAYNE PRIMEAU	72	9	20	29	90
L	17	SCOTT THORNTON	80	13	14	27	84
C	18	MIKE RICCI	71	7	19	26	40
C	37	CURTIS BROWN	12	2	2	4	6
R	23	*NIKO DIMITRAKOS	68	9	15	24	49
D	4	KYLE MCCLAREN	64	2	22	24	60
D	22	SCOTT HANNAN	82	6	15	21	48
D	42	*TOM PREISSING	69	2	17	19	12
D	2	MIKE RATHIE	80	2	17	19	46
D	44	*CHRISTIAN EHRRHOFF	41	1	11	12	14
R	13	TODD HARVEY	47	4	5	9	38
D	6	JASON MARSHALL	12	0	2	2	8
C	16	MARK SMITH	36	1	3	4	72
R	27	SCOTT PARKER	50	1	3	4	101
D	5	*ROB DAVISON	55	0	3	3	92
D	21	JIM FAHEY	15	0	2	2	18
R	9	*MILAN MICHALEK	2	1	0	1	4
G	35	VESA TOSKALA	28	0	1	1	2
C	24	*BRAD BOYES	1	0	0	0	2
R	32	*MIROSLAV ZALESKAK	2	0	0	0	0
C	34	*PATRICK RISSMILLER	4	0	0	0	0
G	20	EVGENI NABOKOV	59	0	0	0	14

* — ROOKIE

GOALTENDERS

NO	GOALTENDER	GP	MIN	AVG	W	L	T	EN	SO	GA	SA	SV %	G	A
35	VESA TOSKALA	28	1541	2.06	12	8	4	3	1	53	760	.930	0	1
20	EVGENI NABOKOV	59	3456	2.20	31	19	8	0	9	127	1610	.921	0	14
	TOTALS	82	5016	2.19	43	2712	3	11	183	2373	923	0	1	16

GAME-BY-GAME RESULTS

GA	DATE	OPPONENT	RESULT	RECORD
1	10/09	@EDMONTON	2-5 L	0-1-0
2	10/11	@CALGARY	2-3 L	0-2-0
3	10/12	@MINNESOTA	3-2 W	1-2-0
4	10/16	PHILADELPHIA	0-0 T	1-2-1
5	10/18	OTTAWA	1-4 L	1-3-1
6	10/21	ANAHEIM	0-2 L	1-4-1
7	10/23	CHICAGO	3-3 T	1-4-2
8	10/25	PHOENIX	4-4 T	1-4-3
9	10/28	@CAROLINA	0-3 L	1-5-3
10	10/31	@TAMPA BAY	2-2 T	1-5-4
11	11/01	@FLORIDA	6-2 W	2-5-4
12	11/02	@ATLANTA	2-2 T	2-5-5
13	11/05	@NEW JERSEY	2-3 O*	2-5-1
14	11/06	@BOSTON	5-5 T	2-5-1
15	11/08	@WASHINGTON	3-2 W	3-5-1
16	11/11	COLORADO	3-4 L	3-6-1
17	11/13	ST. LOUIS	3-4 O*	3-6-2
18	11/15	TORONTO	2-2 T	3-6-2
19	11/18	N.Y. RANGERS	2-2 T	3-6-2
20	11/21	@PHOENIX	5-0 W	4-6-2
21	11/22	NASHVILLE	3-1 W	5-6-2
22	11/26	CHICAGO	3-2 W	6-6-2
23	11/28	@MINNESOTA	2-1 W	7-6-2
24	11/30	@EDMONTON	2-1 W	8-6-2
25	12/02	@CALGARY	1-3 L	8-7-2
26	12/04	COLORADO	2-2 T	8-7-2
27	12/06	DALLAS	2-1 W	9-7-2
28	12/10	@ANAHEIM	2-3 L	9-8-2
29	12/11	EDMONTON	2-2 T	9-8-102
30	12/13	ANAHEIM	2-0 W	10-8-102
31	12/17	@DETROIT	2-3 O*	10-8-103
32	12/18	@ST. LOUIS	2-4 L	10-9-103
33	12/21	@ANAHEIM	2-1 W	11-9-103
34	12/22	ANAHEIM	2-1 W	12-9-103
35	12/26	LOS ANGELES	5-0 W	13-9-103
36	12/27	@LOS ANGELES	4-4 T	13-9-113
37	12/29	NASHVILLE	5-2 W	14-9-113
38	12/31	@COLUMBUS	1-0 W	15-9-113
39	1/2	@CHICAGO	1-2 L	15-10-113
40	1/3	@ST. LOUIS	3-1 W	16-10-113
41	1/5	@VANCOUVER	2-1 W	17-10-113
42	1/8	COLUMBUS	2-3 O*	17-10-114
43	1/10	ATLANTA	5-2 W	18-10-114
44	1/13	DALLAS	0-3 L	18-11-114
45	1/15	VANCOUVER	3-1 W	19-11-114
46	1/17	@COLORADO	2-1 W	20-11-114
47	1/19	DETROIT	2-1 W	21-11-114
48	1/21	@PHOENIX	4-2 W	22-11-114
49	1/22	PHOENIX	1-2 L	22-12-114
50	1/24	MINNESOTA	4-0 W	23-12-114
51	1/28	CALGARY	4-1 W	24-12-114
52	1/30	@DALLAS	1-3 L	24-13-114
53	1/31	@NASHVILLE	2-3 O*	24-13-115
54	2/3	FLORIDA	3-0 W	25-13-115
55	2/5	PHOENIX	5-0 W	26-13-115
56	2/10	@BUFFALO	1-2 L	26-14-115
57	2/11	@DETROIT	2-4 L	26-15-115
58	2/14	@COLUMBUS	2-1 W*	27-15-115
59	2/16	@PHILADELPHIA	5-2 W	28-15-115
60	2/18	@NASHVILLE	3-7 L	28-16-115
61	2/19	@CHICAGO	6-3 W	29-16-115
62	2/23	COLUMBUS	4-2 W	30-16-115
63	2/26	@VANCOUVER	2-3 O*	30-16-116
64	2/27	PITTSBURGH	4-2 W	31-16-116
65	2/29	ST. LOUIS	1-0 W	32-16-116
66	3/3	MONTREAL	4-3 W	33-16-116
67	3/5	@COLORADO	1-5 L	33-17-116
68	3/7	@DALLAS	0-4 L	33-18-116
69	3/9	MINNESOTA	3-4 L	33-19-116
70	3/11	N.Y. ISLANDERS	5-4 W	34-19-116
71	3/13	LOS ANGELES	3-1 W	35-19-116
72	3/16	@DALLAS	3-3 T	35-19-126
73	3/18	@LOS ANGELES	5-3 W	36-19-126
74	3/19	@ANAHEIM	4-2 W	37-19-126
75	3/21	EDMONTON	2-5 L	37-20-126
76	3/23	DETROIT	5-2 W	38-20-126
77	3/25	CALGARY	3-2 W	39-20-126
78	3/26	@PHOENIX	3-0 W	40-20-126
79	3/28	DALLAS	2-1 W*	41-20-126
80	3/31	@LOS ANGELES	3-0 W	42-20-126
81	4/2	VANCOUVER	1-4 L	42-21-126
82	4/4	LOS ANGELES	4-3 W*	43-21-126

* — OVERTIME

2002-03 SEASON REVIEW

SEASON HIGHLIGHTS

- Six players scored their first NHL goal — RW **Jonathan Cheechoo**, D **Jim Fahey**, LW **Lynn Loyns**, RW **Niko Dimitrakos**, D **Rob Davison** and RW **Miroslav Zalesak**.
- **Jim Fahey** led all NHL rookie defensemen in points (11-19=20), despite playing in only 43 NHL games.
- **C Vincent Deshaussie** became the 71st player to score 400 NHL goals with his tally on Oct. 17 at Edmonton.
- **C Patrick Marleau** played in his 400th NHL game on Oct. 19 vs. Colorado, the youngest current player (23 years, 34 days) to accomplish the feat and the youngest overall since Bob Carpenter in April 1986 (22 years, 268 days).
- RW **Teemu Selanne** was voted to the starting lineup for the Western Conference at the NHL All-Star Game.
- **G Evgeni Nabokov** became the franchise leader in games played, minutes played and decisions.

MAJOR TRANSACTIONS

- **Doug Wilson** named executive vice president and general manager, May 13, 2003.
- Executive Vice President and General Manager **Dean Lombardi** relieved of his duties, March 18, 2003.
- Acquired a second round selection in the 2003 NHL Entry Draft from Boston in exchange for D Dan McGillis.
- Acquired C Wayne Primeau from Pittsburgh in exchange for RW Matt Bradley, March 11, 2003.
- Acquired Colorado's third and fifth round selections in the 2003 NHL Entry Draft in exchange for D Bryan Marchment, March 8, 2003.
- Acquired C **Alyn McCauley**, C **Brad Boyes** and a first round draft selection in the 2003 NHL Entry Draft from Toronto in exchange for RW Owen Nolan, March 5, 2003.
- Acquired D **Kyle McLaren** and a fourth selection round in the 2004 NHL Entry Draft from Boston in exchange for **Jeff Hackett** and **D Jeff Jilson**. (Hackett previously acquired from Montreal in exchange for RW Niklas Sundstrom and a third round selection in the 2004 NHL Entry Draft), Jan. 23, 2003.
- Acquired D **Dan McGillis** from Philadelphia in exchange for D Marcus Ragnarsson, Dec. 6, 2002.
- Named **Ron Wilson** head coach and **Tim Hunter** and **Rob Zetterli** assistant coaches, Dec. 4, 2002.
- Head Coach **Darryl Sutter** and Assistant Coaches **Rich Preston** and **Lorne Molleken** relieved of their duties, Dec. 1, 2002.

PACIFIC DIVISION

	GP	W	L	T	OTL	GF	GA	PTS
DALLAS (1)	82	46	17	15	4	245	169	111
ANAHEIM (7)	82	40	27	9	6	203	193	95
LOS ANGELES (10)	82	33	37	6	6	203	221	78
PHOENIX (11)	82	31	35	11	5	204	230	78
SAN JOSE (14)	82	28	37	9	8	214	239	73

FINAL STATISTICS

P	NO	PLAYER	GP	G	A	PTS	PIM
R	8	TEEMU SELANNE	82	28	36	64	30
C	25	VINCENT DESHAUSSIE	82	23	38	61	66
C	12	PATRICK MARLEAU	82	28	29	57	33
L	19	MARCO STURM	82	28	20	48	16
R	11	OWEN NOLAN	61	22	20	42	91
C	18	MIKE RICCI	75	11	23	34	53
D	2	MIKE RATHIE	82	7	22	29	48
C	10	ALYN MCCAULEY	(TOR) 64	6	9	15	16
		(SJ) 16	3	7	10	4	
		(TOTAL) 80	9	16	25	20	
D	22	SCOTT HANNAN	81	3	19	22	61
L	17	SCOTT THORNTON	41	9	12	21	31
D	21	*JIM FAHEY	43	1	19	20	33
R	13	TODD HARVEY	76	3	16	19	74
L	9	ADAM GRAVES	82	9	9	18	32
C	15	WAYNE PRIMEAU (PIT)	70	5	11	16	55
		(SJ) 7	1	1	2	0	
		(TOTAL) 77	6	12	18	55	
R	14	*JONATHAN CHEECHOO	66	9	7	16	39
D	3	ADAM MCGILLIS	37	3	13	16	30
C	16	MARK SMITH	75	4	11	15	64
D	7	BRAD STUART	36	4	10	14	46
R	23	*NIKO DIMITRAKOS	21	6	7	13	3
R	24	*NIKLAS SUNDBROM	47	2	10	12	22
D	27	*BRYAN MARCHMENT	67	2	9	11	108
D	4	KYLE MCLAREN	33	0	8	8	30
D	10	*MARCUSS RAGNARSSON	25	1	7	8	30
D	5	*JEFF JILSON	26	0	6	6	9
R	28	*MATT BRADLEY	46	2	3	5	37
L	26	*LYNN LOYNS	19	3	0	3	19
R	46	*MIROSLAV ZALESAK	10	1	2	3	0
D	38	*ROB DAVISON	7	0	2	3	22
C	41	*RYAN KRAFT	15	0	1	1	0
D	23	*BRYAN HEINS	20	0	1	1	0
L	49	*CHAD WISEMAN	4	0	0	0	4
D	4	JOHN JAKOPIN	12	0	0	0	11
D	53	*JESSE FIBIGER	16	0	0	0	2
G	20	EVGENI NABOKOV	55	0	0	0	10
G	29	*VESA TOSKALA	11	0	0	0	0
G	37	*MIKKKA KIPRUSSOFF	22	0	0	0	0

GOALTENDERS

NO	GOALTENDER	GP	MINS	AVG	W	L	T	EN	SO	GA	SV	%	G	A	PIM
29	*VESA TOSKALA	11	537	2.35	4	3	1	1	1	21	287	.927	0	0	0
20	EVGENI NABOKOV	55	3227	2.71	19	28	8	5	3	146	1561	.906	0	0	10
37	*MIKKKA KIPRUSSOFF	22	1199	3.25	5	14	0	1	1	65	337	.879	0	0	0
	TOTALS	82	4996	2.87	28	45	9	7	5	239	2392	.900	0	0	10

KEY: * — rookie & — traded ** — includes OTL

GAME-BY-GAME RESULTS

GA	DATE	OPPONENT	RESULT	RECORD
1	10/10	DETROIT	3-6 L	0-1-0
2	10/12	VANCOUVER	3-5 L	0-2-0
3	10/17	EDMONTON	4-3 W	1-2-0
4	10/19	COLORADO	1-3 L	1-3-0
5	10/21	VANCOUVER	2-5 L	1-4-0
6	10/24	@ NASHVILLE	2-1 W	2-4-0
7	10/25	@ COLUMBUS	5-4 W	3-4-0
8	10/27	@ CHICAGO	2-3 L	3-5-0
9	10/29	@ DETROIT	2-3 L	3-6-0
10	10/31	@ MINNESOTA	1-2 O*	3-6-1
11	11/3	@ ANAHEIM	4-3 W	4-6-1
12	11/5	LOS ANGELES	5-2 W	5-6-1
13	11/7	NASHVILLE	2-2 T	5-6-1
14	11/9	MINNESOTA	2-4 L	5-7-1
15	11/11	N.Y. RANGERS	4-5 L	5-8-1
16	11/13	@ ATLANTA	2-3 O*	5-8-2
17	11/15	@ TAMPA BAY	2-4 L	5-9-2
18	11/16	@ FLORIDA	7-3 W	6-9-2
19	11/19	@ WASHINGTON	3-2 W	7-9-2
20	11/21	@ PHILADELPHIA	2-2 T	7-9-2
21	11/23	@ PITTSBURGH	1-4 L	7-10-2
22	11/25	@ ST. LOUIS	4-1 W	8-10-2
23	11/27	@ NASHVILLE	2-4 L	8-11-2
24	11/30	PHOENIX	2-3 L	8-12-2
25	12/3	@ PHOENIX	3-2 W*	9-12-2
26	12/6	COLUMBUS	3-2 W	10-12-2
27	12/7	NASHVILLE	2-4 L	10-13-2
28	12/12	PITTSBURGH	5-2 W	11-13-2
29	12/14	WASHINGTON	2-0 W	12-13-2
30	12/16	@ N.Y. RANGERS	1-2 O*	12-13-3
31	12/17	@ MONTREAL	3-1 W	13-13-3
32	12/19	@ OTTAWA	3-9 L	13-14-3
33	12/21	@ TORONTO	3-3 T	13-14-3
34	12/23	@ BOSTON	2-5 L	13-15-3
35	12/26	ANAHEIM	4-1 W	14-15-3
36	12/28	CHICAGO	3-3 T	14-15-4
37	12/30	PHILADELPHIA	2-1 W	15-15-4
38	1/2	DALLAS	1-3 L	15-16-4
39	1/4	COLORADO	1-6 L	15-17-4
40	1/6	EDMONTON	5-5 T	15-17-5
41	1/9	ST. LOUIS	1-4 L	15-18-5
42	1/11	VANCOUVER	3-0 W	16-18-5
43	1/13	@ LOS ANGELES	2-3 O*	16-18-6
44	1/16	BUFFALO	2-2 T	16-18-6
45	1/18	DALLAS	1-3 L	16-19-6
46	1/20	@ PHOENIX	1-3 L	16-20-6
47	1/22	NEW JERSEY	4-5 O*	16-20-6
48	1/25	MINNESOTA	4-1 W	17-20-6-5
49	1/27	@ LOS ANGELES	3-0 W	18-20-6-5
50	1/28	LOS ANGELES	3-1 W	19-20-6-5
51	1/30	ANAHEIM	3-4 L	19-21-6-5
52	2/5	CAROLINA	6-2 W	20-21-6-5
53	2/7	@ MINNESOTA	3-4 L	20-22-6-5
54	2/8	@ ST. LOUIS	1-4 L	20-23-6-5
55	2/10	@ DETROIT	4-5 L	20-24-6-5
56	2/12	@ COLUMBUS	0-1 L	20-25-6-5
57	2/14	@ CHICAGO	4-2 W	21-25-6-5
58	2/16	@ DALLAS	1-3 L	21-26-6-5
59	2/17	@ LOS ANGELES	2-3 L	21-27-6-5
60	2/19	N.Y. ISLANDERS	0-3 L	21-28-6-5
61	2/21	COLUMBUS	6-0 W	22-28-6-5
62	2/24	CALGARY	5-2 W	23-28-6-5
63	2/27	@ VANCOUVER	3-2 W	24-28-6-5
64	3/1	@ CALGARY	3-4 L	24-29-6-5
65	3/4	@ EDMONTON	1-2 L	24-30-6-5
66	3/6	MONTREAL	4-3 W*	25-30-6-5
67	3/8	@ PHOENIX	4-6 L	25-31-6-5
68	3/9	@ DALLAS	0-3 L	25-32-6-5
69	3/11	ST. LOUIS	2-4 L	25-33-6-5
70	3/13	@ ANAHEIM	2-3 O*	25-33-6-6
71	3/15	CALGARY	3-2 W	26-33-6-6
72	3/17	CHICAGO	2-3 O*	26-33-6-7
73	3/20	@ COLORADO	0-2 L	26-34-6-7
74	3/21	BOSTON	3-2 W	27-34-6-7
75	3/22	ANAHEIM	2-3 O*	27-34-6-8
76	3/24	TAMPA BAY	1-4 L	27-35-6-8
77	3/27	DETROIT	3-0 W	28-35-6-8
78	3/29	DALLAS	3-4 L	28-36-6-8
79	3/31	@ COLORADO	1-3 L	28-37-6-8
80	4/2	@ CALGARY	2-2 T	28-37-7-8
81	4/3	@ EDMONTON	3-3 T	28-37-8-8
82	4/6	PHOENIX	3-3 T	28-37-9-8

* — OVERTIME



2001-02 SEASON REVIEW

SEASON HIGHLIGHTS

- San Jose becomes just the second team in NHL history (N.Y. Islanders) to post six consecutive seasons of point improvement.
- The Sharks make the Stanley Cup Playoffs for a franchise-record sixth consecutive season.
- The Sharks win their first Pacific Division title, posting franchise records in wins (44) and points (99).
- The Sharks narrowly miss advancing to the Western Conference Finals, losing consecutive one-goal matches in Games Six and Seven to the Colorado Avalanche in the Western Conference Semifinals. The Sharks defeated the Phoenix Coyotes in the Western Conference Quarterfinals, 4-1.
- **RW Owen Nolan** becomes the Sharks all-time points leader with his 351st point as a Shark.
- The Sharks set a franchise record with a 10-game unbeaten streak (9-0-1-0) from Nov. 27-Dec. 19.
- The Sharks set a franchise record with a six-game road win streak (Dec. 6-19).
- **G Evgeni Nabokov** sets franchise records in all-time wins (58), single-season wins (37), all-time shutouts (11) single-season shutouts (seven) and became the seventh NHL goaltender (first European-born NHL goaltender) to score a goal.
- The Sharks tie a franchise record by scoring 10 goals on March 30 vs. Columbus — the most ever at home.

MAJOR TRANSACTIONS

- Acquired LW **Adam Graves**, D **Rich Pilon** and future considerations from the N.Y. Rangers in exchange for RW Mikael Samuelsson, D Christian Gosselin and a seventh round selection in the 2002 NHL Entry Draft, June 24, 2001.

PACIFIC DIVISION

	GP	W	L	T	OTL	GF	GA	PTS
SAN JOSE (3)	82	44	27	8	3	248	199	99
PHOENIX (6)	82	40	27	9	6	228	210	95
LOS ANGELES (7)	82	40	27	11	4	214	190	95
DALLAS (10)	82	36	28	13	5	215	213	90
ANAHEIM (13)	82	29	42	8	3	175	198	69

FINAL STATISTICS

P	NO	PLAYER	GP	G	A	PTS	PIM
R	11	OWEN NOLAN	75	23	43	66	93
C	25	VINCENT DAMPHOUSSE82	20	38	58	60	
R	8	TEEMU SELANNE	82	29	25	54	40
C	18	MIKE RICCI	79	19	34	53	44
C	12	PATRICK MARLEAU	79	21	23	44	40
L	17	SCOTT THORNTON	77	26	16	42	116
L	19	MARCO STURM	77	21	20	41	32
R	24	NIKLAS STUNDSTROM	73	9	30	39	50
D	20	GARY SUTER	82	6	27	33	57
L	9	ADAM GRAVES	81	17	14	31	51
D	7	BRAD STUART	82	6	23	29	39
R	28	*MATT BRADLEY	54	9	13	22	43
R	13	TODD HARVEY	69	9	13	22	73
D	27	BRYAN MARCHMENT	72	2	20	22	178
D	10	MARCUS RAGNARSSON	70	5	15	20	44
D	5	*JEFF JILLSON	48	5	13	18	29
D	2	MIKE RATHJE	52	5	12	17	48
D	22	SCOTT HANNAN	75	2	12	14	57
L	32	STEPHANE MATTEAU	55	7	4	11	15
R	15	ALEXANDER KOROLYUK32	3	7	10	14	
C	16	MARK SMITH	49	3	3	6	72
G	35	EVGENI NABOKOV	67	1	3	4	14
D	23	SHAWN HEINS	17	0	2	2	24
D	3	STEVE BANCROFT	5	0	1	1	2
G	29	*VESA TOSKALA	1	0	0	0	0
R	26	MIKE CRAIG	2	0	0	0	2
R	50	*HANNES HYVONEN	6	0	0	0	0
G	37	*MIKKA KIPRUSOFF	20	0	0	0	4

* — ROOKIE

GOALTENDERS

NO	GOALTENDER	GP	MIN	AVG	W	L	T	EN	SO	GA	SA	SV %	G	A
PIM														
35	*VESA TOSKALA	1	10	0.00	0	0	0	0	0	2	1,000	0	0	0
20	EVGENI NABOKOV	67	3901	2.29	37	24	5	7	149	1818	.918	1	3	14
37	*M. KIPRUSOFF	20	1037	2.49	7	6	3	2	2	43	508	.915	0	4
TOTALS		82	4973	2.40	44*	308	7	9	199	2335	.915	1	3	18

** — INCLUDES OTL

GAME-BY-GAME RESULTS

GA	DATE	OPPONENT	RESULT	RECORD
1	10/4	DETROIT	3-4 L*	0-0-1
2	10/6	MINNESOTA	0-0 T	0-0-1
3	10/11	TAMPA BAY	4-3 W	1-0-1
4	10/13	BOSTON	3-2 W	2-0-1
5	10/16	@ MINNESOTA	3-3 T	2-0-2
6	10/18	@ NEW JERSEY	1-6 L	2-1-2
7	10/20	@ N.Y. ISLANDERS	2-2 T	2-1-3
8	10/22	@ N.Y. RANGERS	5-1 W	3-1-3
9	10/23	@ BUFFALO	1-4 L	3-2-3
10	10/25	@ CHICAGO	2-4 L	3-3-3
11	10/27	COLUMBUS	2-0 W	4-3-3
12	10/31	@ ANAHEIM	4-2 W	5-3-3
13	11/1	ATLANTA	5-2 W	6-3-3
14	11/3	VANCOUVER	5-1 W	7-3-3
15	11/6	@ ST. LOUIS	4-1 W	8-3-3
16	11/7	@ DALLAS	2-2 T	8-3-4
17	11/9	@ CAROLINA	2-3 L	8-4-4
18	11/11	@ CHICAGO	2-3 L*	8-4-4
19	11/14	@ ANAHEIM	4-2 W	9-4-4
20	11/15	@ PHOENIX	3-5 L	9-5-4
21	11/17	DALLAS	2-3 L*	9-5-4
22	11/21	MINNESOTA	0-2 L	9-6-4
23	11/24	@ LOS ANGELES	1-3 L	9-7-4
24	11/27	NASHVILLE	3-2 W	10-7-4
25	11/29	PITTSBURGH	5-0 W	11-7-4
26	11/30	@ ANAHEIM	5-2 W	12-7-4
27	12/4	CALGARY	2-2 T	12-7-5
28	12/6	@ CALGARY	3-1 W	13-7-5
29	12/8	@ VANCOUVER	5-3 W	14-7-5
30	12/11	EDMONTON	5-4 W*	15-7-5
31	12/14	@ COLORADO	3-0 W	16-7-5
32	12/17	@ DALLAS	4-1 W	17-7-5
33	12/19	@ ATLANTA	4-2 W	18-7-5
34	12/21	@ DETROIT	0-3 L	18-8-5
35	12/23	@ NASHVILLE	1-1 T	18-8-6
36	12/26	ANAHEIM	1-2 L	18-9-6
37	12/28	N.Y. RANGERS	3-5 L	18-10-6
38	12/30	PHOENIX	2-4 L	18-11-6
39	1/2	PHILADELPHIA	5-2 W	19-11-6
40	1/4	PHOENIX	5-3 W	20-11-6
41	1/5	FLORIDA	6-0 W	21-11-6
42	1/8	ST. LOUIS	2-6 L	21-12-6
43	1/9	@ PHOENIX	6-5 W	22-12-6
44	1/12	LOS ANGELES	2-3 L	22-13-6
45	1/15	@ COLORADO	1-0 W*	23-13-6
46	1/17	N.Y. ISLANDERS	3-2 W	24-13-6
47	1/19	COLORADO	1-3 L	24-14-6
48	1/21	EDMONTON	4-3 W	25-14-6
49	1/23	@ DETROIT	2-2 T	25-14-7
50	1/24	@ COLUMBUS	2-6 L	25-15-7
51	1/27	@ MONTREAL	1-3 L	25-16-7
52	1/29	@ TORONTO	3-4 L	25-17-7
53	1/30	@ PITTSBURGH	6-3 W	26-17-7
54	2/6	CALGARY	2-0 W	27-17-7
55	2/8	CHICAGO	4-2 W	28-17-7
56	2/10	CAROLINA	4-0 W	29-17-7
57	2/12	@ EDMONTON	3-2 W	30-17-7
58	2/26	@ NASHVILLE	5-1 W	31-17-7
59	2/28	@ WASHINGTON	5-2 W	32-17-7
60	3/1	@ TAMPA BAY	2-4 L	32-18-7
61	3/3	@ DALLAS	1-4 L	32-19-7
62	3/5	NASHVILLE	0-2 L	32-20-7
63	3/7	OTTAWA	5-2 W	33-20-7
64	3/9	VANCOUVER	2-0 W	34-20-7
65	3/10	@ VANCOUVER	7-4 W	35-20-7
66	3/13	ST. LOUIS	0-2 L	35-21-7
67	3/15	WASHINGTON	5-4 W	36-21-7
68	3/16	CHICAGO	2-2 T	36-21-8
69	3/18	LOS ANGELES	2-3 L	36-22-8
70	3/20	@ EDMONTON	1-2 L	36-23-8
71	3/21	@ CALGARY	4-1 W	37-23-8
72	3/23	@ LOS ANGELES	0-3 L	37-24-8
73	3/26	DALLAS	3-2 W	38-24-8
74	3/28	COLORADO	2-3 L	38-25-8
75	3/30	COLUMBUS	10-2 W	39-25-8
76	4/2	ANAHEIM	3-1 W	40-25-8
77	4/4	PHOENIX	5-2 W	41-25-8
78	4/6	DETROIT	6-3 W	42-25-8
79	4/8	@ MINNESOTA	1-3 L	42-26-8
80	4/10	@ COLUMBUS	5-3 W	43-26-8
81	4/11	@ ST. LOUIS	1-4 L	43-27-8
82	4/13	LOS ANGELES	3-1 W	44-27-8

* — OVERTIME

2000-01 SEASON REVIEW

SEASON HIGHLIGHTS

- The Sharks advanced to the Stanley Cup Playoffs for a franchise-record fourth consecutive season and became just the fifth franchise in NHL history to improve its point total for the fifth consecutive season, setting franchise records for wins (40) and points (95).
- The Sharks finished with the sixth-best road record in the NHL (fourth-best in the Western Conference) and set a franchise record with a 10-game unbeaten streak on the road.
- **C Evgeni Nabokov** received the Calder Memorial Trophy as the NHL's Rookie of the Year. "Nabby" set new franchise records for wins (32), goals-against average (2.19) and shutouts (six) en route to being named the "Sharks Player of the Year" and the PlayStation "Sharks Rookie of the Year." He was named to the NHL's 2001 World All-Star Team, NHL Rookie of the Month for November and December and "Sharks Player of the Month" for October and December. He's also the first NHL goaltender to reach 20 victories on the season.
- **C Vincent Damphousse** became the 58th NHL player to score 1,000 points when he assists on **LW Marco Sturm's** goal on Oct. 14 vs. Boston.
- **D Gary Suter** became the 153rd NHL player to appear in 1,000 games on Oct. 25 at Columbus. He also scored San Jose's first goal in a 3-1 win.

MAJOR TRANSACTIONS

- Acquired **D Jeff Norton** from the Pittsburgh Penguins in exchange for **D Bobby Dallas** and **G Johan Hedberg**, March 12, 2001.
- Acquired **LW Bill Lindsay** from the Calgary Flames in exchange for an eighth round pick (233rd overall, previously acquired from Minnesota) in the 2001 NHL Entry Draft, March 6, 2001.
- Acquired **RW Teemu Selanne** from Anaheim in exchange for **LW Jeff Friesen**, **G Steve Shields** and a second round selection (36th overall) in the 2003 NHL Entry Draft, March 3, 2001.
- Signed free agent **D Bobby Dallas**, Nov. 4, 2000.
- Signed **LW/C Scott Thornton** as a free agent, July 1, 2000.

PACIFIC DIVISION

	GP	W	L	T	OTL	GF	GA	PTS
DALLAS (3)	82	48	24	8	2	241	187	106
SAN JOSE (5)	82	40	27	12	3	217	192	95
LOS ANGELES (7)	82	38	28	13	3	252	228	92
PHOENIX (9)	82	35	27	17	3	214	212	90
ANAHEIM (15)	82	25	41	11	5	188	245	66

FINAL STATISTICS

P	NO	PLAYER	GP	G	A	PTS	PIM
R	8	TEEMU SELANNE	(ANA) 61	26	33	59	36
		(SJ) 12	7	6	13	0	
		(TOTAL) 73	33	39	72	36	
C	14	PATRICK MARLEAU	81	25	27	52	22
R	11	OWEN NOLAN	57	24	25	49	75
R	24	NIKLAS SUNDBLOM	82	10	39	49	28
C	25	VINCENT DAMPHOUSSE	45	9	37	46	62
C	18	MIKE RICCI	81	22	22	44	60
L	17	SCOTT THORNTON	73	19	17	36	114
S	39	JEFF FRIESEN	64	12	24	36	56
D	20	GARY SUTER	68	10	24	34	84
L	19	MARCO STURM	81	14	18	32	28
L	32	STEPHANIE MATTEAU	80	13	19	32	32
L	15	ALEXANDER KOROLYUK	70	12	13	25	41
D	7	BRAD STUART	77	5	18	23	56
R	9	TODD HARVEY	69	10	11	21	72
D	27	BRYAN MARCHMENT	75	7	11	18	204
D	22	SCOTT HANNAN	75	3	14	17	51
D	10	MARCUS RAGNARSSON	68	3	12	15	44
L	12	BILL LINDSAY	(CGY) 52	1	9	10	97
		(SJ) 16	0	4	4	29	
		(TOTAL) 68	1	13	14	126	
D	5	JEFF NORTON	(PIT) 32	2	10	12	20
		(SJ) 10	0	1	1	8	
		(TOTAL) 42	2	11	13	28	
D	40	MIKE RATHJE	81	0	11	11	48
R	21	TONY GRANATO	60	4	5	9	65
D	23	SHAWN HEINS	38	3	4	7	57
C	26	JIM MONTGOMERY	28	1	6	7	19
C	16	*MARK SMITH	42	2	2	4	51
D	2	*BOBBY DOLLAS	16	1	1	2	14
R	44	*MATT BRADLEY	21	1	1	2	19
G	35	*EVGENI NABOKOV	66	0	2	2	8
L	29	PAUL KRUISE	1	0	0	0	5
C	28	*MIKAEL SAMUELSSON	4	0	0	0	0
G	34	*MIKKA KIPRUSOFF	5	0	0	0	0
G	31	&STEVE SHIELDS	21	0	0	0	2

GOALTENDERS

NO	GOALTENDER	GP	MIN	AVG	W	L	T	EN	SO	GA	SV	%	G	A
34	*MIKKA KIPRUSOFF	5	154	1.95	2	1	0	1	0	5	51	.902	0	0
35	*EVGENI NABOKOV	66	3700	2.19	32	21	7	3	6	135	1582	.915	0	2
31	&STEVE SHIELDS	21	1135	2.48	6	8	5	1	2	47	531	.911	0	2
TOTALS		82	5008	2.30	40	30	12	5	9	192	2169	.911	0	2

NABOKOV and KIPRUSOFF shared a shutout vs. MTL on March 12, 2001 * - ROOKIE; & - TRADED ** - includes OTL

GAME-BY-GAME RESULTS

GA	DATE	OPPONENT	RESULT	RECORD
1	10/6	ST. LOUIS	1-4 L	0-1-0
2	10/12	PHOENIX	2-1 W	1-1-0
3	10/14	BOSTON	5-2 W	2-1-0
4	10/18	@ DALLAS	1-2 L	2-2-0
5	10/20	@ MINNESOTA	3-1 W	3-2-0
6	10/21	@ NASHVILLE	5-3 W	4-2-0
7	10/24	@ CAROLINA	3-2 W	5-2-0
8	10/25	@ COLUMBUS	3-1 W	6-2-0
9	10/28	ATLANTA	2-2 T	6-2-1
10	11/1	PITTSBURGH	3-2 W	7-2-1
11	11/4	CAROLINA	4-1 W	8-2-1
12	11/5	@ VANCOUVER	2-2 T	8-2-2
13	11/8	@ CHICAGO	3-2 W*	9-2-2
14	11/9	@ COLUMBUS	2-5 L	9-3-2
15	11/11	@ NY ISLANDERS	4-0 W	10-3-2
16	11/14	@ NEW JERSEY	3-2 W	11-3-2
17	11/15	@ DETROIT	1-4 L	11-4-2
18	11/18	NY ISLANDERS	5-3 W	12-4-2
19	11/22	CHICAGO	4-1 W	13-4-2
20	11/25	NEW JERSEY	2-3 L	13-5-2
21	11/28	MINNESOTA	4-1 W	14-5-2
22	11/30	ANAHEIM	3-2 W*	15-5-2
23	12/3	@ EDMONTON	3-3 T	15-5-3
24	12/4	@ CALGARY	8-0 W	16-5-3
25	12/6	DALLAS	2-2 T	16-5-4
26	12/8	VANCOUVER	1-6 L	16-6-4
27	12/12	NY RANGERS	3-2 W	17-6-4
28	12/14	@ COLUMBUS	2-1 W	18-6-4
29	12/16	@ PHOENIX	2-1 W*	19-6-4
30	12/18	@ WASHINGTON	5-3 W	20-6-4
31	12/20	@ DETROIT	2-0 W	21-6-4
32	12/21	@ PHILADELPHIA	3-4 L	21-7-4
33	12/23	@ BUFFALO	2-5 L	21-8-4
34	12/26	@ LOS ANGELES	2-1 W	22-8-4
35	12/28	EDMONTON	2-2 T	22-8-5
36	12/30	VANCOUVER	3-6 T	22-9-5
37	1/1	@ PHOENIX	3-2 W	23-9-5
38	1/3	CALGARY	0-1 L	23-10-5
39	1/4	@ COLORADO	2-2 T	23-10-6
40	1/6	FLORIDA	3-1 W	24-10-6
41	1/9	BUFFALO	2-1 W	25-10-6
42	1/11	ST. LOUIS	6-3 W	26-10-6
43	1/13	NASHVILLE	3-5 L	26-11-6
44	1/15	DETROIT	2-3 L	26-12-6
45	1/17	CALGARY	4-4 T	26-12-7
46	1/20	COLORADO	1-2 L	26-13-7
47	1/22	@ EDMONTON	2-2 T	26-13-8
48	1/24	EDMONTON	6-1 W	27-13-8
49	1/26	@ DALLAS	2-1 W	28-13-8
50	1/27	@ ST. LOUIS	4-3 W*	29-13-8
51	1/30	COLORADO	1-3 L	29-14-8
52	2/1	DALLAS	2-4 L	29-15-8
53	2/6	@ CALGARY	1-1 T	29-15-9
54	2/8	@ VANCOUVER	0-0 T	29-15-10
55	2/10	CHICAGO	3-2 W*	30-15-10
56	2/14	@ CHICAGO	7-0 W	31-15-10
57	2/16	@ NASHVILLE	2-0 W	32-15-10
58	2/18	@ MINNESOTA	1-3 L	32-16-10
59	2/20	COLUMBUS	3-2 W*	33-16-10
60	2/21	@ ANAHEIM	0-1 L	33-17-10
61	2/23	ANAHEIM	3-1 W	34-17-10
62	2/26	@ ST. LOUIS	2-7 L	34-18-10
63	2/28	@ TORONTO	1-2 L	34-19-10
64	3/1	@ OTTAWA	4-8 L	34-20-10
65	3/3	@ BOSTON	2-3 L	34-21-10
66	3/6	@ TAMPA BAY	1-2 L*	34-21-10
67	3/7	@ FLORIDA	3-3 T	34-21-11
68	3/10	NASHVILLE	0-3 L	34-22-11
69	3/12	MONTREAL	3-0 W	35-22-11
70	3/14	LOS ANGELES	1-4 L	35-23-11
71	3/17	@ LOS ANGELES	0-1 L*	35-23-12
72	3/18	DETROIT	4-6 L	35-24-12
73	3/20	@ COLORADO	1-4 L	35-25-12
74	3/22	OTTAWA	1-2 L	35-26-12
75	3/26	@ LOS ANGELES	0-0 T	35-26-12
76	3/27	LOS ANGELES	3-2 W*	36-26-12
77	3/29	ANAHEIM	7-4 W	37-26-12
78	3/31	@ PHOENIX	1-3 L	37-27-12
79	4/2	MINNESOTA	4-2 W	38-27-12
80	4/5	PHOENIX	3-0 W	39-27-12
81	4/7	DALLAS	4-5 L*	39-27-13
82	4/8	@ ANAHEIM	4-1 W	40-27-13

* - OVERTIME



1999-2000 SEASON REVIEW

SEASON HIGHLIGHTS

- Sharks upset the President's Trophy-winning St. Louis Blues in the Stanley Cup Playoffs in seven games. The team improved its points total for the fourth consecutive season, setting a new franchise mark for points (87).
- Team sets a franchise record for winning percentage (.530).
- RW **Owen Nolan** and LW **Jeff Friesen** record the Sharks first dual hat trick game on Oct. 4, 1999 to defeat the Chicago Blackhawks, 7-1.
- Steve Shields** is named NHL Player of the Week for Oct. 11-17, posting a 3-0-0 record, .083 GAA and a .979 save percentage. He set the franchise record for scoreless streak by a goaltender at 141:46.
- RW **Owen Nolan** was named NHL Player of the Week for Dec. 6-12 with six points (4-2-6) and a plus-5 rating in three games. He would go on to set franchise records for most points (84), goals (44), and PP goals (18) and would finish fifth in voting for the Hart Trophy as the league's MVP.
- D **Brad Stuart** was named as a finalist (second) for the Calder Memorial Trophy. He is also named to the NHL's All-Rookie Team. C **Mike Ricci** was named as a finalist (third) for the Frank J. Selke Trophy.

MAJOR TRANSACTIONS

- Named **Rich Preston** and **Cap Reeder** assistant coaches, June 24, 2000.
- To prevent the loss of **G Evgeni Nabokov** in the NHL Expansion Draft, the Sharks trade RW Jan Caloun, a ninth round selection in the 2000 NHL Entry Draft and future considerations to Columbus for future considerations and trade D Andy Sutton, a seventh round selection in 2000 and a third round selection in 2001 to Minnesota in exchange for an eighth round selection in 2001 and future considerations on June 12, 2000.
- Resigned Head Coach **Darryl Sutter** on June 5, 2000.
- Acquired RW **Todd Harvey** and a fourth round selection in the 2001 NHL Entry Draft from the New York Rangers in exchange for RW Radek Dvorak (previously acquired from Florida in exchange for G Mike Vernon and a third round selection in the 2000 NHL Entry Draft) on Dec. 30, 1999.

PACIFIC DIVISION

	GP	W	L	T	OTL	GF	GA	PTS
DALLAS (2)	82	43	29	10	6	211	184	102
LOS ANGELES (5)	82	39	31	12	4	245	228	94
PHOENIX (6)	82	39	35	8	4	232	228	90
SAN JOSE (8)	82	35	37	10	7	225	214	87
ANAHEIM (9)	82	34	36	12	3	217	227	83

FINAL STATISTICS

P	NO	PLAYER	GP	G	A	PTS	PIM
R	11	OWEN NOLAN	78	44	40	84	110
C	25	VINCENT DAMPHOUSSE	82	21	49	70	58
L	39	JEFF FRIESEN	82	26	35	61	47
C	18	MIKE RICCI	82	20	24	44	60
C	14	PATRICK MARLEAU	81	17	23	40	36
R	24	NIKLAS SUNDBSTROM	79	12	25	37	22
D	7	*BRAD STUART	82	10	26	36	32
R	15	ALEX KOROLYUK	57	14	21	35	35
D	20	GARY SUTER	76	6	28	34	52
L	19	MARCO STURM	74	12	15	27	22
L	32,37	STEPHANE MATTEAU	69	12	12	24	61
D	5	JEFF NORTON	62	0	20	20	49
R	9	TODD HARVEY	(SJ)	40	8	4	12
		(NYR)	31	3	3	6	62
		(TOTAL)	71	11	7	18	140
D	10	MARCUS RAGNARSSON	63	3	13	16	38
D	40	MIKE RATHJE	66	2	14	16	31
R	21	TONY GRANATO	48	6	7	13	39
C	12	RON SUTTER	78	5	6	11	34
R	22	RONNIE STERN	67	4	5	9	151
L	26	DAVE LOWRY	32	1	4	5	18
D	27	BRYAN MARCHMENT	49	0	4	4	72
D	43	*SCOTT HANNAN	30	1	2	3	10
D	42	ANDY SUTTON	40	1	1	2	80
L	32	MURRAY CRAVEN	19	0	2	2	4
R	33	BRANT MYHRES	13	0	1	1	97
D	3	BOB ROUSE	26	0	1	1	19
G	31	STEVE SHIELDS	67	0	1	1	29
D	23	*SHAWN HEINS	1	0	0	0	2
G	35	*EVGENI NABOKOV	11	0	0	0	0
G	29	MIKE VERNON	15	0	0	0	0

GOALTENDERS

NO	GOALTENDER	GP	MINS	AVG	W	L	T	EN	SO	GA	SA	SV %	G	A
35	*EVGENI NABOKOV	11	414	2.17	2	5	1	2	1	15	166	.910	0	0
29	*MIKE VERNON	15	772	2.49	6	5	1	0	0	32	360	.911	0	0
31	STEVE SHIELDS	67	3797	2.56	27	30	8	3	4	162	1826	.911	0	1
	TOTALS	82	5004	2.57	35	37	10	5	5	514	2357	.909	0	1

* — ROOKIE & — TRADED

GAME-BY-GAME RESULTS

GA	DATE	OPPONENT	RESULT	RECORD
1	10/2	CALGARY	5-3 W	1-0-0
2	10/4	CHICAGO	7-1 W	2-0-0
3	10/7	EDMONTON	3-2 W*	3-0-0
4	10/9	DALLAS	2-1 L	3-1-0
5	10/11	@ ANAHEIM	3-5 L	3-2-0
6	10/13	@ DALLAS	2-0 W	4-2-0
7	10/14	@ NASHVILLE	5-1 W	5-2-0
8	10/16	@ WASHINGTON	3-2 W	6-2-0
9	10/19	@ N.Y. RANGERS	2-1 W	7-2-0
10	10/20	@ DETROIT	3-6 L	7-3-0
11	10/23	BOSTON	1-3 L	7-4-0
12	10/24	@ LOS ANGELES	3-4 L	7-5-0
13	10/28	NASHVILLE	3-2 W	8-5-0
14	10/30	PITTSBURGH	1-1 T	8-5-1
15	10/31	WASHINGTON	2-1 W	9-5-1
16	11/3	PHOENIX	6-3 W	10-5-1
17	11/5	PHILADELPHIA	1-3 L	10-6-1
18	11/6	DALLAS	2-1 W	11-6-1
19	11/9	@ VANCOUVER	4-4 T	11-6-2
20	11/10	@ CALGARY	3-4 L*	11-7-2
21	11/13	@ PHILADELPHIA	2-3 L	11-8-2
22	11/15	@ TORONTO	2-4 L	11-9-2
23	11/16	@ MONTREAL	4-1 W	12-9-2
24	11/18	@ OTTAWA	4-1 W	13-9-2
25	11/20	@ ST. LOUIS	1-1 T	13-9-3
26	11/23	MONTREAL	2-3 L*	13-10-3
27	11/27	@ LOS ANGELES	1-4 L	13-11-3
28	11/28	NEW JERSEY	4-3 W*	14-11-3
29	12/1	@ DETROIT	2-4 L	14-12-3
30	12/2	@ PITTSBURGH	5-2 W	15-12-3
31	12/4	@ ST. LOUIS	2-4 L	15-13-3
32	12/6	TAMPA BAY	3-3 T	15-13-4
33	12/8	COLORADO	4-2 W	16-13-4
34	12/10	ATLANTA	4-1 W	17-13-4
35	12/14	CHICAGO	2-5 L	17-14-4
36	12/19	@ PHOENIX	3-4 L	17-15-4
37	12/20	DETROIT	3-4 L	17-16-4
38	12/22	LOS ANGELES	2-1 W	18-16-4
39	12/26	ANAHEIM	0-1 L	18-17-4
40	12/27	@ DALLAS	3-1 W	19-17-4
41	12/30	@ ST. LOUIS	1-2 L*	19-18-4
42	1/1	@ NASHVILLE	2-3 L	19-19-4
43	1/2	@ CHICAGO	4-1 W	20-19-4
44	1/5	@ EDMONTON	1-1 T	20-19-5
45	1/8	FLORIDA	2-4 L	20-20-5
46	1/11	ST. LOUIS	2-5 L	20-21-5
47	1/15	LOS ANGELES	3-2 W*	21-21-5
48	1/17	@ CHICAGO	4-5 L*	21-22-5
49	1/19	@ COLORADO	0-0 T	21-22-6
50	1/22	ANAHEIM	4-3 W	22-22-6
51	1/23	@ PHOENIX	2-3 L*	22-23-6
52	1/25	COLORADO	3-4 L	22-24-6
53	1/28	@ VANCOUVER	1-4 L	22-25-6
54	1/29	N.Y. ISLANDERS	2-3 L*	22-26-6
55	2/1	PHOENIX	0-1 L*	22-27-6
56	2/3	@ COLORADO	3-3 T	22-27-7
57	2/8	@ TAMPA BAY	8-0 W	23-27-7
58	2/9	@ FLORIDA	1-4 L	23-28-7
59	2/11	@ ATLANTA	3-0 W	24-28-7
60	2/13	@ NEW JERSEY	1-3 L	24-29-7
61	2/15	@ N.Y. ISLANDERS	4-1 W	25-29-7
62	2/18	@ ANAHEIM	4-4 T	25-29-8
63	2/23	ST. LOUIS	1-4 L	25-30-8
64	2/26	LOS ANGELES	6-3 W	26-30-8
65	2/29	ANAHEIM	2-4 L	26-31-8
66	3/2	NASHVILLE	4-3 W	27-31-8
67	3/4	CAROLINA	2-5 L	27-32-8
68	3/6	DETROIT	2-1 W	28-32-8
69	3/8	N.Y. RANGERS	1-1 T	28-32-9
70	3/13	CALGARY	5-3 W	29-32-9
71	3/15	BUFFALO	6-5 W*	30-32-9
72	3/17	@ ANAHEIM	2-4 L	30-33-9
73	3/19	@ DALLAS	3-5 L	30-34-9
74	3/22	VANCOUVER	4-3 W	31-34-9
75	3/24	PHOENIX	5-1 W	32-34-9
76	3/27	EDMONTON	1-2 L	32-35-9
77	3/29	@ LOS ANGELES	1-1 T	32-35-10
78	4/1	@ CALGARY	0-3 L	32-36-10
79	4/3	@ EDMONTON	1-0 W	33-36-10
80	4/5	DALLAS	5-2 W	34-36-10
81	4/7	@ PHOENIX	3-1 W	35-36-10
82	4/9	VANCOUVER	2-5 L	35-37-10

* — OVERTIME

1998-99 SEASON REVIEW

SEASON HIGHLIGHTS

- Tied or set six club records, including most ties (18), lowest goals-against average (2.28), fewest goals against (191), short-handed goals against (4, T-1 in NHL), and shutouts (8).
- Winning percentage of .488 tied all-time mark set in 1993-94.
- Trade deadline acquisition **C Vincent Damphousse** scores 13 points (7-6=13) in 12 games with San Jose to help boost the Sharks into the Stanley Cup Playoffs for the second consecutive season.
- Head Coach **Darryl Sutter** becomes franchise's all-time winningest coach with his 56th win at Vancouver on March 3, surpassing Kevin Constantine's 55 wins.
- RW **Owen Nolan** becomes fifth team captain in franchise history, Oct. 28, 1998.

MAJOR TRANSACTIONS

- Acquired RW **Niklas Sundstrom** and a third round selection in the 2000 NHL Entry Draft from Tampa Bay in exchange for LW Shawn Burr, D Andrei Zyuzin, LW Steve Guolla and D Bill Houlder on Aug. 4, 1999.
- Acquired C **Vincent Damphousse** from Montreal in exchange for a fifth round selection in the 1999 NHL Entry Draft, a first round selection in the 2000 NHL Entry Draft and a second round selection in the 2001 NHL Entry Draft on March 23, 1999.
- Acquired D **Jeff Norton** from Florida in exchange for LW Alex Hicks and a fifth round selection in the 1999 NHL Entry Draft on Nov. 11, 1999.
- Acquired G **Johan Hedberg** from Philadelphia in exchange for a seventh round selection in the 1999 NHL Entry Draft on July 6, 1998.

PACIFIC DIVISION

	GP	W	L	T	OTL	GF	GA	PTS
DALLAS (1)	82	51	19	12	236	168	114	.695
PHOENIX (4)	82	39	31	12	205	197	90	.549
ANAHEIM (6)	82	35	34	13	215	206	83	.506
SAN JOSE (7)	82	31	33	18	196	191	80	.488
LOS ANGELES (11)	82	32	45	5	189	222	69	.421

FINAL STATISTICS

P	NO	PLAYER	GP	G	A	PTS	PIM
L	39	JEFF FRIESEN	78	22	35	57	42
C	25	V. DAMPHOUSSE (MTL)	65	12	24	36	46
		(SJ)	12	7	6	13	4
		(TOTAL)	77	19	30	49	50
R	17	JOE MURPHY	76	25	23	48	73
C	14	PATRICK MARLEAU	81	21	24	45	24
R	11	OWEN NOLAN	78	19	26	45	129
C	18	MIKE RICCI	82	13	26	39	68
L	19	MARCO STURM	78	16	22	38	52
D	2	BILL HOULDER	76	9	23	32	40
R	15	*ALEX KOROLYUK	55	12	18	30	26
R	37	STEPHANIE MATTEAU	68	8	15	23	73
D	5	JEFF NORTON (FLA)	3	0	0	0	2
		(SJ)	69	4	18	22	42
		(TOTAL)	72	4	18	22	44
R	22	RONNIE STERN	78	7	9	16	158
L	26	DAVE LOWRY	61	6	9	15	24
D	40	MIKE RATHIE	82	5	9	14	36
L	32	MURRAY CRAVEN	43	4	10	14	18
D	10	MARCUS RAGNARSSON	74	0	13	13	66
L	21	TONY GRANATO	35	6	6	12	54
D	3	BOB ROUSE	70	0	11	11	44
C	12	RON SUTTER	59	3	6	9	40
D	27	BRYAN MARCHMENT	59	2	6	8	101
D	4	ANDREI ZYUZIN	25	3	1	4	38
L	36	STEPHEN GUOLLA	14	2	2	4	6
D	42	*ANDY SUTTON	31	0	3	3	65
C	8	JARROD SKALDE	17	1	1	2	4
D	6	*SCOTT HANNAN	5	0	2	2	6
C	9	BERNIE NICHOLLS	10	0	2	2	4
R	33	BRANT MYHRES	30	1	0	1	116
C	13	JAMIE BAKER	1	0	1	1	0
L	7	SHAWN BURR	18	0	1	1	29
G	31	STEVE SHIELDS	37	0	1	1	6
R	25	MIKE CRAIG	1	0	0	0	0
D	20	GARY SUTER	1	0	0	0	0
G	30	SEAN GAUTHIER	1	0	0	0	0
D	23	*SHAWN HEINS	5	0	0	0	13
G	29	MIKE VERNON	40	0	0	0	8

GOALTENDERS

NO	GOALTENDER	GP	MIN	AVG	W	L	T	SO	GA
30	SEAN GAUTHIER	1	3	.00	0	0	0	0	0
31	STEVE SHIELDS	37	2162	2.22	15	11	8	4	80
29	MIKE VERNON	49	2831	2.27	16	22	10	4	107
	TOTALS	82	5016	2.28	31	33	18	8	191

* — ROOKIE

GAME-BY-GAME RESULTS

GA	DATE	OPPONENT	RESULT	RECORD
1	10/9	@ CALGARY (TOKYO)	3-1 T	0-01
2	10/10	CALGARY (TOKYO)	3-5 L	0-11
3	10/10	BOSTON	0-3 L	0-21
4	10/28	@ PHILADELPHIA	1-3 L	0-31
5	10/22	@ CHICAGO	2-2 T	0-32
6	10/24	@ DALLAS	1-2 L	0-42
7	10/28	PHOENIX	2-4 L	0-52
8	10/29	@ COLORADO	2-4 L	0-62
9	10/31	TAMPA BAY	6-1 W	1-62
10	11/4	DALLAS	4-0 W	2-62
11	11/6	@ ANAHEIM	2-2 T	
12	11/7	ST. LOUIS	2-2 T	2-64
13	11/10	NASHVILLE	2-4 L	2-74
14	11/12	CAROLINA	3-0 W	3-74
15	11/18	LOS ANGELES	5-4 W	4-74
16	11/20	PHOENIX	1-2 L*	4-84
17	11/21	N.Y. RANGERS	2-2 T	4-85
18	11/23	@ DALLAS	2-3 L	4-95
19	11/25	@ CAROLINA	0-3 L	4-105
20	11/27	@ ST. LOUIS	4-2 W	5-105
21	11/29	@ DETROIT	1-4 L	5-115
22	12/2	DALLAS	0-3 L	5-125
23	12/4	DETROIT	2-2 T	5-126
24	12/6	ANAHEIM	1-2 L	5-136
25	12/9	@ DALLAS	3-3 T	5-137
26	12/10	@ NASHVILLE	1-2 L	5-147
27	12/12	WASHINGTON	2-1 W	6-147
28	12/15	N.Y. ISLANDERS	0-1 L	6-157
29	12/17	NASHVILLE	3-1 W	7-157
30	12/19	COLORADO	2-1 W	8-157
31	12/23	@ EDMONTON	5-3 W	9-157
32	12/26	VANCOUVER	2-0 W	10-157
33	12/28	PHILADELPHIA	1-1 T	10-158
34	12/30	@ LOS ANGELES	1-5 L	10-168
35	1/2	@ N.Y. ISLANDERS	4-3 W*	
36	1/4	@ N.Y. RANGERS	3-4 L	11-178
37	1/5	@ NEW JERSEY	3-3 T	11-179
38	1/7	@ NASHVILLE	4-3 W	12-179
39	1/9	BUFFALO	2-2 T	12-1710
40	1/11	LOS ANGELES	4-0 W	13-1710
41	1/13	DALLAS	1-2 L	13-1810
42	1/15	PITTSBURGH	3-2 W	14-1810
43	1/16	CALGARY	3-3 T	14-1811
44	1/18	NEW JERSEY	3-1 W	15-1811
45	1/21	EDMONTON	3-3 T	15-1812
46	1/26	ST. LOUIS	0-3 L	15-1912
47	1/30	@ COLORADO	0-5 L	15-2012
48	2/1	CHICAGO	5-1 W	16-2012
49	2/4	@ PHOENIX	1-3 L	16-2112
50	2/6	@ LOS ANGELES	0-2 L	16-2212
51	2/8	@ PHOENIX	3-0 W	17-2212
52	2/10	@ CHICAGO	5-2 W	18-2212
53	2/11	@ ST. LOUIS	5-1 W	19-2212
54	2/13	TAMPA BAY	3-1 W	20-2212
55	2/15	@ FLORIDA	2-2 T	20-2213
56	2/17	@ DETROIT	1-3 L	20-2313
57	2/19	@ BUFFALO	2-4 L	20-2413
58	2/20	@ WASHINGTON	1-3 L	20-2513
59	2/24	VANCOUVER	1-1 T	20-2514
60	2/26	@ ANAHEIM	1-3 L	20-2614
61	2/27	ANAHEIM	1-4 L	20-2714
62	3/1	@ CALGARY	2-1 W	21-2714
63	3/2	@ VANCOUVER	4-3 W	22-2714
64	3/6	CHICAGO	0-4 L	22-2814
65	3/9	PHOENIX	4-2 W	23-2814
66	3/12	DETROIT	2-0 W	24-2814
67	3/13	OTTAWA	3-2 W	25-2814
68	3/17	FLORIDA	4-2 W	26-2814
69	3/20	@BOSTON	2-2 T	26-2815
70	3/22	@ MONTREAL	1-1 T	26-2816
71	3/24	@ TORONTO	8-5 W	27-2816
72	3/26	@ OTTAWA	1-1 T	27-2817
73	3/28	@ EDMONTON	2-5 L	27-2917
74	3/31	COLORADO	2-3 L	27-3017
75	4/2	@ VANCOUVER	7-0 W	28-3017
76	4/3	VANCOUVER	5-2 W	29-3017
77	4/6	@ PHOENIX	1-0 W	30-3017
78	4/8	@ LOS ANGELES	2-3 L	30-3117
79	4/9	@ ANAHEIM	4-1 W	31-3117
80	4/12	EDMONTON	4-5 L*	31-3217
81	4/16	LOS ANGELES	0-2 L	31-3317
82	4/17	ANAHEIM	3-3 T	31-3318

* — OVERTIME



1997-98 SEASON REVIEW

SEASON HIGHLIGHTS

- Set a franchise record for most wins (34).
- Sharks qualify for the Stanley Cup Playoffs after a two-year absence.
- Posted a seven-game unbeaten streak, April 1-16 (4-0-3).
- LW **Jeff Friesen** (63 points) became the youngest NHL player (21 years old) ever to lead his team in scoring.
- Team posts second-highest point total ever (78) [34-38-10].

MAJOR TRANSACTIONS

- Acquired a first round selection (third overall, D Brad Stuart) and second round selection (29th overall, RW Jonathan Cheechoo) in the 1998 NHL Entry Draft from Nashville in exchange for San Jose's first round selection (second overall) and second round selection (85th overall) in the 1998 NHL Entry Draft.
- Acquired **G Steve Shields** and a fourth round selection in the 1998 NHL Entry Draft from Buffalo Sabres in exchange for G Kay Whitmore, a second round selection in 1998 (from Colorado) and future considerations on June 26, 1998.
- Acquired **D Bryan Marchment** and **D David Shaw** from Tampa Bay in exchange for LW Andrei Nazarov and Tampa Bay's option to swap first round picks in the 1998 NHL Entry Draft on March 24, 1998.
- Acquired **C Mike Ricci** and a second round selection in the 1998 NHL Entry Draft from Colorado in exchange for RW Sean Donovan and a first round selection in the 1998 NHL Entry Draft on Nov. 20, 1997.
- Acquired **G Mike Vernon** from Detroit in exchange for second round draft selections in the 1998 and 1999 NHL Entry Drafts on Aug. 18, 1997.
- Acquired LW **Stephane Matteau** from St. Louis in exchange for C Darren Turcotte on July 25, 1997.
- Acquired LW **Murray Craven** from Chicago in exchange for LW Petri Varis and a sixth round selection in the 1998 NHL Entry Draft on July 24, 1997.

PACIFIC DIVISION

	GP	W	L	T	OTL	GF	GA	PTS
COLORADO (2)	82	39	26	17	231	205	95	579
LOS ANGELES (5)	82	38	33	11	227	225	87	530
EDMONTON (7)	82	35	37	10	215	224	80	488
SAN JOSE (8)	82	34	38	10	210	216	78	476
CALGARY (11)	82	26	41	15	217	252	67	409
ANAHEIM (12)	82	26	43	13	205	261	65	396
VANCOUVER (13)	82	25	43	14	224	273	64	390

FINAL STATISTICS

P	NO	PLAYER	GP	G	A	PTS	PIM
L	39	JEFF FRIESEN	79	31	32	63	40
R	15	JOHN MACLEAN	(N)	26	3	8	11
		(S)	51	13	19	32	28
		(TOTAL)	77	16	27	43	4
R	11	OWEN NOLAN	75	14	27	41	144
C	14	PATRICK MARLEAU	74	13	19	32	14
D	2	BILL HOUDER	82	7	25	32	48
L	19	MARCO STURM	74	10	20	30	40
L	37	STEPHANE MATTEAU	67	15	14	29	60
L	22	MURRAY CRAVEN	73	12	17	29	25
C	9	BERNIE NICHOLS	60	6	22	28	26
C	18	MIKE RICCI	(CO)	6	0	4	2
		(S)	59	9	14	23	30
		(TOTAL)	65	9	18	27	32
R	21	TONY GRANATO	59	16	9	25	70
D	10	MARCUS RAGNARSSON	79	5	20	25	65
R	17	JOE MURPHY	(ST)	27	4	9	13
		(S)	10	5	14	9	22
		(TOTAL)	37	9	13	22	36
D	5	TODD GILL	64	8	13	21	31
D	40	MIKE RATHJE	81	3	12	15	59
D	20	ANDREI YUZIN	56	6	7	13	66
D	27	BRYAN MARCHMENT	(EDM)	27	0	4	58
		(TB)	22	2	4	6	43
		(S)	12	0	3	3	43
		(TOTAL)	61	2	11	13	144
L	28	SHAWN BURR	42	6	6	12	50
D	33	MARTY MCSORLEY	56	2	10	12	140
C	16	JARROD SKALDE	(S)	22	4	6	10
		(CHI)	4	0	1	1	2
		(DAL)	1	0	0	0	0
		(CHI)	3	0	0	0	2
		(TOTAL)	30	4	7	11	18
D	5	DOUG BODGER	28	4	6	10	32
D	43	ALI AFRATE	21	2	7	9	28
C	12	RON SUTTER	57	2	7	9	22
D	26	DAVE LOWRY	(FLA)	7	0	0	2
		(S)	50	4	4	8	51
		(TOTAL)	57	4	4	8	53
C	25	VIKTOR KOZLOV	18	5	2	7	2
R	12	SEAN DONOVAN	20	3	3	6	22
R	27	ALEXANDER KOROLYUK	19	2	3	5	6
D	7	RICHARD BRENNAN	11	1	2	3	2
L	17	STEPHEN GUCIOLA	7	1	2	2	0
L	62	ANDREI NAZAROV	40	1	1	2	112
L	29	MIKE VERNON	62	0	2	2	24
L	24	BARRY POTOMSKI	9	0	1	1	30
G	30	JASON MUZZATTI	(NYY)	6	0	0	10
		(S)	1	0	0	0	0
		(TOTAL)	7	0	0	0	10
D	5	KEN SUTTON	(NJ)	13	0	0	6
		(S)	8	0	0	0	15
		(TOTAL)	21	0	0	0	21
G	32	KELLY HRUDEY	28	0	0	0	2
L	16	DOY WOOD	8	0	0	0	40
L	34	NIKLAS ANDERSSON	5	0	0	0	2

GOALTENDERS

NO	GOALTENDER	GP	MIN	AVG	W	L	T	SO	GA
29	MIKE VERNON	62	3564	2.46	30	22	8	5	146
32	KELLY HRUDEY	28	1360	2.74	4	16	2	1	62
30	JASON MUZZATTI	1	27	4.44	0	0	0	0	2
TOTALS		82	4973	2.61	34	38	10	7	216
* — ROOKIE		& — TRADED							

GAME-BY-GAME RESULTS

GA	DATE	OPPONENT	RESULT	RECORD
1	10/1	EDMONTON	3-5 L	0-1-0
2	10/4	CHICAGO	3-2 W	1-1-0
3	10/7	OTTAWA	0-1 L	1-2-0
4	10/9	@ COLORADO	2-3 L	1-3-0
5	10/11	BOSTON	5-2 W	2-3-0
6	10/13	PHILADELPHIA	2-3 L*	2-4-0
7	10/16	N.Y. ISLANDERS	2-5 L	2-5-0
8	10/19	@ PHOENIX	3-5 L	2-6-0
9	10/22	PITTSBURGH	2-5 L	2-7-0
10	10/25	@ NEW JERSEY	4-3 W	3-7-0
11	10/27	@ N.Y. ISLANDERS	2-1 W	4-7-0
12	10/29	@ DETROIT	3-4 L	4-8-0
13	10/31	@ CHICAGO	3-5 L	4-9-0
14	11/1	@ ST. LOUIS	0-2 L	4-10-0
15	11/4	TORONTO	0-0 T	4-10-1
16	11/7	MONTREAL	3-4 L	4-11-1
17	11/8	TAMPA BAY	3-1 W	5-11-1
18	11/10	@ ANAHEIM	6-4 W	6-11-1
19	11/12	VANCOUVER	2-5 L	6-12-1
20	11/13	@ LOS ANGELES	3-6 L	6-13-1
21	11/15	PHOENIX	2-3 L	6-14-1
22	11/18	ANAHEIM	4-2 W	7-14-1
23	11/20	@ PHILADELPHIA	3-0 W	8-14-1
24	11/22	@ WASHINGTON	5-2 W	9-14-1
25	11/24	@ MONTREAL	2-2 T	9-14-2
26	11/25	@ TORONTO	1-3 L	9-15-2
27	11/28	NEW JERSEY	2-4 L	9-16-2
28	11/30	@ EDMONTON	1-6 L	9-17-2
29	12/1	@ CALGARY	2-3 L*	9-18-2
30	12/4	@ VANCOUVER	3-2 W	10-18-2
31	12/10	WASHINGTON	3-3 T	10-18-3
32	12/12	@ DALLAS	1-0 W	11-18-3
33	12/14	@ CHICAGO	2-1 W	12-18-3
34	12/16	DETROIT	5-1 W	13-18-3
35	12/18	VANCOUVER	0-0 T	13-18-4
36	12/21	@ ANAHEIM	4-2 W	14-18-4
37	12/26	PHOENIX	0-4 L	14-19-4
38	12/29	@ TAMPA BAY	1-2 L	14-20-4
39	12/30	@ FLORIDA	2-2 T	14-20-5
40	1/2	@ DETROIT	4-1 W	15-20-5
41	1/3	@ BOSTON	0-3 L	15-21-5
42	1/6	ST. LOUIS	1-5 L	15-22-5
43	1/10	BUFFALO	5-2 W	16-22-5
44	1/12	DALLAS	1-3 L	16-23-5
45	1/14	LOS ANGELES	2-4 L	16-24-5
46	1/15	@ COLORADO	2-2 T	16-24-6
47	1/21	CALGARY	7-1 W	17-24-6
48	1/23	EDMONTON	3-2 W	18-24-6
49	1/24	FLORIDA	1-1 T	18-24-7
50	1/27	ANAHEIM	4-2 W	19-24-7
51	1/29	CHICAGO	0-3 L	19-25-7
52	1/31	COLORADO	5-2 W	20-25-7
53	2/2	N.Y. RANGERS	2-3 L	20-26-7
54	2/4	@ EDMONTON	3-0 W	21-26-7
55	2/5	@ CALGARY	2-4 L	21-27-7
56	2/7	@ VANCOUVER	3-6 L	21-28-7
57	2/26	ST. LOUIS	3-1 W	22-28-7
58	2/28	@ EDMONTON	1-4 L	22-29-7
59	3/3	CAROLINA	1-3 L	22-30-7
60	3/5	DETROIT	5-4 W	23-30-7
61	3/6	@ ANAHEIM	3-0 W	24-30-7
62	3/9	TORONTO	3-2 W	25-30-7
63	3/11	@ N.Y. RANGERS	3-5 L	25-31-7
64	3/12	@ BUFFALO	1-3 L	25-32-7
65	3/14	@ CAROLINA	2-1 W	26-32-7
66	3/16	LOS ANGELES	2-1 W	27-32-7
67	3/18	DALLAS	1-2 L	27-33-7
68	3/21	COLORADO	0-3 L	27-34-7
69	3/22	@ PHOENIX	1-3 L	27-35-7
70	3/24	LOS ANGELES	3-4 L	27-36-7
71	3/26	@ LOS ANGELES	5-2 W	28-36-7
72	3/28	@ DALLAS	4-1 W	29-36-7
73	3/30	@ ST. LOUIS	2-6 L	29-37-7
74	4/1	@ PITTSBURGH	3-2 W	30-37-7
75	4/2	@ OTTAWA	3-3 T	30-37-8
76	4/4	@ TORONTO	5-3 W	31-37-8
77	4/7	CALGARY	6-0 W	32-37-8
78	4/9	ANAHEIM	4-2 W	33-37-8
79	4/11	VANCOUVER	1-1 T	33-37-9
80	4/15	@ CALGARY	3-3 T	33-37-10
81	4/16	@ COLORADO	1-4 L	33-38-10
82	4/18	CALGARY	4-1 W	34-38-10
* — OVERTIME				

1996-97 SEASON REVIEW

SEASON HIGHLIGHTS

- **C Bernie Nicholls** played in his NHL 1,000th game at St. Louis on Oct. 20.
- **D Todd Gill** named fourth team captain in franchise history on Dec. 3.
- Sharks achieve their 100th consecutive sellout on Dec. 17 as 17,442 see the Sharks play hosts to Toronto.
- The 47th NHL All-Star Game was played at San Jose Arena on Jan. 18. Sharks are represented by **RW Owen Nolan** and **LW Tony Granato**, who was selected as the commissioner's special selection for the Western Conference. Granato is named a starter on the Western Conference squad and Nolan recorded a hat trick.
- Tony Granato became the first player in franchise history to win a major postseason NHL award by receiving the Bill Masterton Memorial trophy on June 21. The trophy is presented annually by the Professional Hockey Writers' Association to "the National Hockey League player who best exemplifies the qualities of perseverance, sportsmanship and dedication to hockey."

MAJOR TRANSACTIONS

- Acquired **G Ed Belfour** from Chicago in exchange for **G Chris Terreri**, **RW Ulf Dahlen** and **D Michal Sykora** on Jan. 25, 1997.
- Signed **C Ron Sutter** on Oct. 12, 1996.
- Acquired **D Marty McSorley** from New York Rangers in exchange for **D Jay More**, **C Brian Swanson** and fourth round draft selection in 1998 on Aug. 20, 1996.
- Signed free agent **LW Tony Granato** on Aug. 15, 1996.
- Signed free agent **C Bernie Nicholls** on July 30, 1996.
- Signed free agent **G Kelly Hrudey** on July 18, 1996.
- Acquired Chicago's 1996 first round draft selection (21st overall, **LW Marco Sturm**) in exchange for two 1996 second round draft selections on June 22, 1996.
- Acquired **D Al Iafate** from Boston in exchange for **RW Jeff Odgers** and fifth round draft selection in 1996 on June 21, 1996.
- Acquired **D Todd Gill** from Toronto in exchange for **C Jamie Baker** and fifth round draft selection in 1996 on June 14, 1996.
- **Al Sims** named as head coach on June 6, 1996.

PACIFIC DIVISION

	GP	W	L	T	OTL	GF	GA	PTS
COLORADO (1)	82	49	24	9	277	205	107	652
ANAHEIM (4)	82	36	33	13	245	233	85	518
EDMONTON (7)	82	36	37	9	252	247	81	494
VANCOUVER (9)	82	35	40	7	257	273	77	470
CALGARY (10)	82	32	41	9	214	239	73	445
LOS ANGELES (12)	82	28	43	11	214	268	67	409
SAN JOSE (13)	82	27	47	8	211	278	62	378

FINAL STATISTICS

P	N	PLAYER	GP	G	A	PTS	PIM
R	11	OWEN NOLAN	72	31	32	63	155
C	39	JEFF FRIESEN	82	28	34	62	75
C	9	BERNIE NICHOLLS	65	12	33	45	63
L	25	VIKTOR KOZLOV	78	16	25	41	40
L	21	TONY GRANATO	76	25	15	40	159
C	8	DARREN TURCOTTE	65	16	21	37	16
L	62	ANDREW NAZAROV	60	12	15	27	222
L	17	*STEPHEN GUILLIA	43	13	8	21	14
D	23	TODD GILL	79	0	21	21	101
R	22	ULF DAHLEN	43	8	11	19	8
D	4	GREG HAWGOOD	63	6	12	18	69
D	10	MARCUS RAGNARSSON	69	3	14	17	63
R	33	MARTY MCSORLEY	47	4	12	16	186
D	3	DOUG BODGER	81	1	15	16	64
R	42	SHEAN DONOVAN	73	9	6	15	42
D	43	AL IAFATE	38	6	9	15	91
C	12	RON SUTTER	78	5	7	12	65
L	22	BOB ERKEY	(DET)	36	1	2	37
			(SJ)	30	3	6	9
			(TOTAL)	66	4	8	12
D	44	VILASTIMIL KROUPA	35	2	6	8	12
D	40	MIKE RATHIE	31	0	8	8	21
D	6	MICHAL SYKORA	35	2	5	7	59
C	16	DODY WOOD	44	3	2	5	193
L	7	VILLE PELTONEN	28	2	3	5	0
R	18	CHRIS TANCILL	25	4	0	4	8
R	19	TIM HUNTER	46	0	4	4	135
L	14	RAY WHITNEY	12	0	2	2	4
R	36	TODD EWEN	51	0	2	2	162
D	5	*JASON WIDMER	2	0	1	1	0
C	15	*ALEXEI YEGOROV	2	0	1	1	0
C	28	IAIN FRASER	2	0	0	0	2
R	91	*JAIN CALOUN	2	0	0	0	0
G	31	WADE FLAHERTY	7	0	0	0	0
D	26	CHRIS IRIUNA	8	0	0	0	0
G	20	ED BELFOUR	(CHI)	33	0	0	26
			(SJ)	13	0	0	8
			(TOTAL)	46	0	0	34
G	32	KELLY HRUDEY	48	0	0	0	0
G	30	CHRIS TERRERI	22	0	0	0	0

GOALTENDERS

NO	GOALTENDER	GP	MIN	AVG	W	L	T	SO	GA
30	CHRIS TERRERI	22	1200	2.75	6	10	3	0	55
32	KELLY HRUDEY	48	2631	3.19	16	24	5	0	140
20	ED BELFOUR (CHI) (SJ)	33	1966	2.69	11	15	6	1	88
		46	2723	2.89	14	24	6	1	131
31	WADE FLAHERTY	7	359	5.18	2	4	0	0	31
TOTALS		82	4970	3.36	27	47	8	1	78

* — ROOKIE

GAME-BY-GAME RESULTS

GA	DATE	OPPONENT	RESULT	RECORD
1	10/5	N.Y. ISLANDERS	2-2 T	0-0-1
2	10/6	@ LOS ANGELES	7-6 W*	1-0-1
3	10/8	@ COLORADO	0-6 L	1-1-1
4	10/10	@ PHOENIX	1-4 L	1-2-1
5	10/12	BOSTON	3-5 L	1-3-1
6	10/16	FLORIDA	3-3 T	1-3-2
7	10/18	@ ANAHEIM	4-1 W	2-3-2
8	10/20	@ ST. LOUIS	3-2 W	3-3-2
9	10/22	@ TORONTO	3-4 L	3-4-2
10	10/24	@ NEW JERSEY	1-3 L	3-5-2
11	1	0/26	@ NY ISLANDERS	2-2
T	3-53			
12	10/27	@ CHICAGO	6-2 W	4-5-3
13	10/30	CALGARY	3-1 W	5-5-3
14	11/1	@ ANAHEIM	3-4 L	5-6-3
15	11/2	MONTREAL	4-3 W*	6-6-3
16	11/6	COLORADO	1-4 L	6-7-3
17	11/8	DALLAS	3-1 W	7-7-3
18	11/12	HARTFORD	3-4 L	7-8-3
19	11/15	@ DETROIT	1-5 L	7-9-3
20	11/16	@ PHILADELPHIA	2-2 T	7-9-4
21	11/18	@ BOSTON	2-4 L	7-10-4
22	11/21	DETROIT	1-6 L	7-11-4
23	11/23	ANAHEIM	0-3 L	7-12-4
24	11/27	CHICAGO	3-2 W	8-12-4
25	11/29	EDMONTON	2-4 L	8-13-4
26	12/1	@ ST. LOUIS	4-3 W	9-13-4
27	12/4	@ DALLAS	2-1 W	10-13-4
28	12/7	TAMPA BAY	3-4 L	10-14-4
29	12/11	WASHINGTON	3-2 W	11-14-4
30	12/13	PITTSBURGH	0-4 L	11-15-4
31	12/17	TORONTO	3-6 L	11-16-4
32	12/20	@ WASHINGTON	2-3 L	11-17-4
33	12/21	@ PITTSBURGH	1-3 L	11-18-4
34	12/23	@ DALLAS	2-1 W	12-18-4
35	12/26	VANCOUVER	6-1 W	13-18-4
36	12/28	@ EDMONTON	3-5 L	13-19-4
**	12/29	@ VANCOUVER	PPD TO 1/20/97	
37	1/31	@ CALGARY	5-1 W	14-19-4
38	1/2	PHILADELPHIA	1-4 L	14-20-4
39	1/4	CALGARY	3-4 L	14-21-4
40	1/7	BUFFALO	1-1 T	14-21-5
41	1/9	ST. LOUIS	3-4 L	14-22-5
42	1/11	@ EDMONTON	2-1 W	15-22-5
43	1/13	PHOENIX	5-4 W	16-22-5
44	1/20	@ VANCOUVER	1-6 L	16-23-5
45	1/22	LOS ANGELES	7-2 W	17-23-5
46	1/24	NEW JERSEY	1-3 L	17-24-5
47	1/27	@ VANCOUVER	2-5 L	17-25-5
48	1/29	@ EDMONTON	1-3 L	17-26-5
49	1/30	@ CALGARY	6-3 W	18-26-5
50	2/1	COLORADO	2-1 W	19-26-5
51	2/3	CHICAGO	2-4 L	19-27-5
52	2/5	LOS ANGELES	3-2 W	20-27-5
53	2/8	@ OTTAWA	3-3 T	20-27-6
54	2/10	@ MONTREAL	2-4 L	20-28-6
55	2/12	@ DETROIT	1-7 L	20-29-6
56	2/13	@ CHICAGO	3-7 L	20-30-6
57	2/16	@ BUFFALO	2-6 L	20-31-6
58	2/18	DALLAS	3-1 W	21-31-6
59	2/20	VANCOUVER	1-6 L	21-31-6
60	2/23	@ TAMPA BAY	3-4 L	21-32-6
61	2/25	@ FLORIDA	2-2 T	21-32-7
62	2/28	@ HARTFORD	3-2 W	22-32-7
63	3/1	@ TORONTO	2-3 L	22-33-7
64	3/3	@ N.Y. RANGERS	4-5 L*	22-34-7
65	3/6	OTTAWA	2-0 W	23-35-7
66	3/9	N.Y. RANGERS	1-2 L	23-36-7
67	3/11	ST. LOUIS	3-4 L	23-37-7
68	3/14	PHOENIX	1-4 L	23-38-7
69	3/15	DETROIT	4-7 L	23-39-7
70	3/19	@ CALGARY	2-4 L	23-40-7
71	3/20	@ VANCOUVER	2-1 W	24-40-7
72	3/22	@ LOS ANGELES	1-2 L	24-41-7
73	3/24	EDMONTON	1-5 L	24-42-7
74	3/26	TORONTO	1-2 L	24-43-7
75	3/28	EDMONTON	4-3 W	25-43-7
76	4/1	@ PHOENIX	1-7 L	25-44-7
77	4/2	ANAHEIM	5-5 T	25-44-8
78	4/4	COLORADO	7-6 W*	26-44-8
79	4/7	VANCOUVER	2-3 L	26-45-8
80	4/9	@ COLORADO	4-1 W	27-45-8
81	4/11	ANAHEIM	3-4 L	27-46-8
82	4/12	@ LOS ANGELES	1-4 L	27-47-8

* — OVERTIME

1995-96 SEASON REVIEW

SEASON HIGHLIGHTS

- **RW Owen Nolan** represented the Sharks at the 1995-96 NHL All-Star Game in Boston on Jan. 20, 1996.
- Rookie **C Alexei Yegorov** became the first Sharks player to record a hat trick in the first game which he has ever scored a goal, accomplishing the feat in Calgary on Feb. 20, 1996.
- On the third goal of his hat trick on Feb. 20, **Yegorov** also posted the 1,000th goal in Sharks history, assisted by **UV Viktor Kozlov** and Nolan.
- **D Marcus Ragnarsson** was a leading candidate for the Calder Memorial Trophy, presented annually to the NHL's top rookie.
- Sharks scored out all 41 home games.
- **Owner George Gund** received the prestigious Lester Patrick Trophy, awarded for outstanding service and contributions to hockey in the United States. Gund was one of three (Milt Schmidt and Ken Morrow) who were honored on May 1, 1996.

MAJOR TRANSACTIONS

- Acquired **C Darren Turcotte** and a second round selection in the 1996 NHL Entry Draft from Winnipeg in exchange for **C Craig Janney**, March 18, 1996.
- Acquired a second and fourth round selection in the 1996 NHL Entry Draft from Florida in exchange for **RW Ray Sheppard**, March 16, 1996.
- Named **Jim Wiley** head coach and announced dismissal of Head Coach Kevin Constantine, Dec. 2, 1995.
- Acquired **D Doug Bodger** from Buffalo in exchange for **LW Vaclav Varada**, rights to **RW Martin Spahnel**, Philadelphia's fourth round pick in 1996 NHL Entry Draft and one of Philadelphia's two first round selections in the 1996 NHL Entry Draft, Nov. 16, 1995.
- Acquired one of Philadelphia's two first round selections in 1996 NHL Entry Draft, Philadelphia's fourth round pick in 1996 NHL Entry Draft and rights to **RW Martin Spahnel** in exchange for **RW Pat Falloon**, Nov. 16, 1995.
- Acquired **RW Owen Nolan** from Colorado in exchange for **D Sandis Ozolins**, Oct. 26, 1995.
- Acquired **RW Ray Sheppard** from Detroit in exchange for **C Igor Larionov**, Oct. 24, 1995.

PACIFIC DIVISION

	GP	W	L	T	GF	GA	PTS	P/CT
COLORADO [2]	82	47	25	10	326	240	104	.634
CALGARY [6]	82	34	37	11	241	240	79	.482
VANCOUVER [7]	82	32	35	15	278	278	79	.482
ANAHEIM [8]	82	35	39	8	234	247	78	.476
EDMONTON [10]	82	30	44	8	240	304	68	.415
LOS ANGELES [12]	82	24	40	18	256	302	66	.402
SAN JOSE [13]	82	20	55	7	252	357	47	.287

FINAL STATISTICS

P NO	PLAYER	GP	G	A	PTS	PIM
R 11	OWEN NOLAN	(COL) 9	4	4	8	9
		(SJ) 72	29	32	61	137
		(TOTAL) 81	33	36	69	146
C 29	CRAIG JANNEY	71	13	49	62	26
L 39	JEFF FRIESEN	79	15	31	46	42
R 26	RAY SHEPPARD	(WPG) 51	27	19	46	10
C 9	DARREN TURCOTTE	(SJ) 59	16	16	32	26
		(TOTAL) 9	6	5	11	4
R/L 8	KEVIN MILLER	68	22	21	43	30
L/C 14	RAY WHITNEY	60	17	24	41	16
D 33	*MARCUS RAGNARSSON	71	8	31	39	42
R 13	JAMIE BAKER	77	16	17	33	79
C 22	ULF DAHLÉN	59	16	12	28	27
D 3	DOUG BODGER	(BUF) 16	0	5	5	18
		(SJ) 57	4	19	23	50
		(TOTAL) 73	4	24	28	68
R 18	CHRIS TANCILL	74	4	16	23	20
R 42	*SHEAN DOINOVAN	74	13	8	31	39
D 38	MICHAŁ SYKORA	79	4	16	20	54
D 34	YVES RACINE	(MTL) 25	0	3	3	26
		(SJ) 57	1	16	17	28
		(TOTAL) 62	6	13	19	6
L 25	*VIKTOR KOZLOV	62	6	13	19	6
R 36	JEFF ODGERS	78	12	4	16	192
L 23	ANDREI NAZAROV	42	7	7	14	62
L 37	*VILPE PETTONEN	31	2	11	13	14
L 43	*JAN CALVIN	11	4	3	11	0
C 16	*DODD WOOD	32	3	9	9	138
D 4	JAY MORE	74	2	7	9	147
D 44	VLASTIMIL KROUPA	27	1	7	8	18
D 2	JIM KYTE	57	1	7	8	146
D 40	MIKE RATHIE	27	0	7	7	14
C 48	*ALEXIE YEGOROV	9	3	2	5	2
D 41	TOM PEDERSON	60	1	4	5	40
G 30	CHRIS TERRERI	(NJ) 4	0	0	0	0
		(SJ) 46	0	5	5	4
		(TOTAL) 50	0	5	5	4
R 21	DAVE BROWN	37	3	1	4	46
D 16	SANDIS OZOLINS	7	1	3	4	4
R 17	PAT FALLOON	9	3	0	3	4
C 8	IGOR LARIONOV	4	1	1	2	0
D 28	SERGEI BAUTIN	1	0	0	0	2
29	*GEOFF SARJEANT	4	4	2	0	2
G 32	ARTURS IRBE	22	0	0	0	4
G 31	WADE FLAHERTY	24	0	0	0	0

GOALTENDERS

NO	GOALTENDER	GP	MINS	AVG	W	L	T	SO	GA
30	CHRIS TERRERI (SJ)	46	2516	3.70	13	29	1	0	155
	(NJ)	4	210	2.57	3	0	0	0	9
	(TTL)	50	2726	3.61	16	29	1	0	164
32	ARTURS IRBE	22	1112	4.59	4	12	4	0	85
31	WADE FLAHERTY	24	1137	4.85	3	12	1	0	92
29	*GEOFF SARJEANT	4	171	4.91	0	2	1	0	140
	TOTALS	82	4959	4.32	20	55	7	0	357

* — ROOKIE

GAME-BY-GAME RESULTS

GA	DATE	OPPONENT	RESULT	RECORD
1	10/7	CHICAGO	3-4 L	0-1-0
2	10/12	BOSTON	6-6 T	0-1-1
3	10/14	VANCOUVER	6-7 L	0-2-1
4	10/17	@ TORONTO	2-7 L	0-3-1
5	10/19	@ WINNIPEG	3-3 T	0-3-2
6	10/22	@ EDMONTON	1-1 T	0-3-3
7	10/25	WINNIPEG	1-6 L	0-4-3
8	10/28	DALLAS	3-4 L	0-5-3
9	0/30	@ VANCOUVER	3-4 L	0-6-3
10	10/31	N.Y. RANGERS	3-5 L	0-7-3
11	11/2	NEW JERSEY	3-3 T	0-7-4
12	11/4	ST. LOUIS	7-3 W	1-7-4
13	11/7	@ HARTFORD	3-7 L	1-8-4
14	11/8	@ BUFFALO	2-7 L	1-9-4
15	11/10	PITTSBURGH	1-9 L	1-10-4
16	11/11	DETROIT	2-5 L	1-11-4
17	11/14	N.Y. ISLANDERS	3-5 L	1-12-4
18	11/16	@ ST. LOUIS	1-3 L	1-13-4
19	11/17	@ DALLAS	1-2 L	1-14-4
20	11/19	@ CHICAGO	3-2 W	2-14-4
21	11/21	@ WASHINGTON	2-3 L	2-15-4
22	11/22	@ DETROIT	2-5 L	2-16-4
23	11/25	VANCOUVER	7-2 W	3-16-4
24	11/29	CALGARY	3-5 L	3-17-4
25	12/1	@ VANCOUVER	2-7 L	3-18-4
26	12/2	WASHINGTON	5-3 W	4-18-4
27	12/5	@ COLORADO	2-12 L	4-19-4
28	12/7	WINNIPEG	5-3 W	5-19-4
29	12/9	EDMONTON	2-4 L	5-20-4
30	12/12	OTTAWA	2-1 W	6-20-4
31	12/14	TORONTO	1-4 L	6-21-4
32	12/16	@ ST. LOUIS	2-3 L	6-22-4
33	12/17	@ DALLAS	2-4 L	6-23-4
34	12/19	@ ANAHEIM	7-4 W	7-23-4
35	12/22	LOS ANGELES	4-3 W	8-23-4
36	12/26	COLORADO	1-5 L	8-24-4
37	12/29	@ ANAHEIM	2-4 L	8-25-4
38	1/3	PHILADELPHIA	1-3 L	8-26-4
39	1/5	LOS ANGELES	2-8 L	8-27-4
40	1/6	@ LOS ANGELES	5-7 L	8-28-4
41	1/8	FLORIDA	2-5 L	8-29-4
42	1/10	@ N.Y. RANGERS	4-7 L	8-30-4
43	1/11	NEW JERSEY	2-1 W	9-30-4
44	1/13	@ PITTSBURGH	10-8 W	10-30-4
45	1/16	@ FLORIDA	1-4 L	10-31-4
46	1/17	@ TAMPA BAY	4-6 L	10-32-4
47	1/24	@ DETROIT	1-4 L	10-33-4
48	1/25	@ CHICAGO	1-2 L	10-34-4
49	1/27	COLORADO	3-4 L	10-35-4
50	1/30	HARTFORD	8-2 W	11-35-4
51	2/1	LOS ANGELES	6-6 T	11-35-5
52	2/3	CHICAGO	1-4 L	11-36-5
53	2/5	TORONTO	6-4 W	12-36-5
54	2/10	@ LOS ANGELES	6-1 W	13-36-5
55	2/12	@ MONTREAL	0-3 L	13-37-5
56	2/14	@ TORONTO	3-4 L	13-38-5
57	2/15	@ OTTAWA	2-2 T	13-38-6
58	2/17	@ N.Y. ISLANDERS	2-4 L	13-39-6
59	2/20	@ CALGARY	3-5 L	13-40-6
60	2/23	@ VANCOUVER	1-3 L	13-41-6
61	2/25	@ ANAHEIM	3-4 L	13-42-6
62	2/26	MONTREAL	7-4 W	14-42-6
63	3/1	TAMPA BAY	3-7 L	14-43-6
64	3/3	CALGARY	1-5 L	14-44-6
65	3/5	@ COLORADO	5-3 W	15-44-6
66	3/6	DALLAS	1-2 L	15-45-6
67	3/8	@ EDMONTON	2-4 L	15-46-6
68	3/10	BUFFALO	6-4 W	16-46-6
69	3/13	EDMONTON	3-8 L	16-47-6
70	3/15	ST. LOUIS	2-4 L	16-48-6
71	3/17	@ PHILADELPHIA	2-8 L	16-49-6
72	3/18	@ BOSTON	3-3 T	16-49-7
73	3/20	@ WINNIPEG	7-1 W	17-49-7
74	3/22	@ CALGARY	2-1 W*	18-49-7
75	3/28	COLORADO	1-8 L	18-50-7
76	3/31	ANAHEIM	2-4 L	18-51-7
77	4/2	DETROIT	6-3 W	19-51-7
78	4/4	EDMONTON	5-3 W	20-51-7
79	4/6	@ COLORADO	10-2 W	22-52-7
80	4/7	ANAHEIM	3-5 L	22-53-7
81	4/10	@ LOS ANGELES	2-6 L	22-54-7
82	4/12	CALGARY	0-6 L	22-55-7

* — OVERTIME

1994-95 SEASON REVIEW

SEASON HIGHLIGHTS

- NHL season postponed from October 1994-January 1995 due to labor strife.
- San Jose opened the shortened season by winning five of their first six games.
- Sharks qualified for the playoffs as the Western Conference's No. 7 seed. They advanced to the Western Conference Semifinals for the second consecutive season after stunning Calgary in a dramatic double overtime Game Seven thriller.

MAJOR TRANSACTIONS

- Acquired a 1995 sixth round selection from Florida in exchange for LW Gaetan Duchesne, April 7, 1995.
- Acquired RW **Kevin Miller** from St. Louis in exchange for C Todd Elik, March 30, 1995.
- Acquired C **Craig Janney** and other considerations from St. Louis in exchange for D Jeff Norton, a fourth round selection in 1997 and future considerations, March 6, 1995.
- Acquired a 1998 fifth round selection and future considerations from Florida in exchange for LW Johan Garpenlov, March 3, 1995.
- Acquired a 1995 fifth round selection from Detroit in exchange for LW Bob Errey, Feb. 27, 1995.
- Acquired a 1997 fourth round selection from Chicago in exchange for G Jimmy Waite, Feb. 6, 1995.

PACIFIC DIVISION

	GP	W	L	T	GF	GA	PTS	P/PT
CALGARY (3)	48	24	17	7	163	135	55	.573
VANCOUVER (6)	48	18	18	12	153	148	48	.500
SAN JOSE (7)	48	19	25	4	129	161	42	.438
LOS ANGELES (9)	48	16	23	9	142	174	41	.427
EDMONTON (11)	48	17	27	4	136	183	38	.396
ANAHEIM (12)	48	16	27	5	125	164	37	.385

FINAL STATISTICS

P NO	PLAYER	GP	G	A	PTS	PIM
R 22	ULF DAHLEN	46	11	23	34	11
C 15	CRAIG JANNEY	(STL) 8	2	5	7	0
	(SJ) 27	5	15	20	10	
	(TOTAL)	35	7	20	27	10
L 39	*JEFF FRIESEN	48	15	10	25	14
C 14	RAY WHITNEY	39	13	12	25	14
D 6	SANDIS OZOLINSH	48	9	16	25	30
R 24	SERGEI MAKAROV	43	10	14	24	40
C 7	IGOR LARIONOV	33	4	20	24	14
R 8	KEVIN MILLER	(STL) 15	2	5	7	0
	(SJ) 21	6	7	13	13	
	(TOTAL)	36	8	12	20	13
R 17	PAT FALLOON	46	12	7	19	25
C 27	TODD ELIK	22	7	10	17	18
D 41	TOM PEDERSON	47	5	11	16	31
R 18	CHRIS TANCILL	26	3	11	14	10
C 13	JAMIE BAKER	43	7	4	11	22
D 8	JEFF NORTON	20	1	9	10	39
D 40	MIKE RATHJE	42	2	7	9	29
L 11	GAETAN DUCHESNE	33	2	7	9	16
L 23	*ANDREI NAZAROV	26	3	5	8	94
R 36	JEFF ODGERS	48	4	3	7	117
D 2	JIM KYTE	18	2	5	7	33
D 4	JAY MORE	45	0	6	6	71
D 3	ILYA BYAKIN	13	0	5	5	14
D 38	*MICHAL SYKORA	16	0	4	4	10
L 12	BOB ERREY	13	2	2	4	27
C 9	VYACHESLAV BUTSAYEV	6	2	0	2	0
L 47	*VIKTOR KOZLOV	16	2	0	2	2
C 16	*DODY WOOD	9	1	1	2	29
D 26	VLASTIMIL KROUPA	14	0	2	2	16
D 44	SHAWN CRONIN	29	0	2	2	61
L 10	JOHAN GARPENLOV	13	1	1	2	2
G 31	WADE FLAHERTY	18	0	1	1	0
R 42	*SHEAN DONOVAN	14	0	0	0	6
G 32	ARTURS IRBE	38	0	0	0	4

GOALTENDERS

NO	GOALTENDER	GP	MIN	AVG	W	L	T	SO	GA
31	WADE FLAHERTY	18	852	3.10	5	6	1	1	44
32	ARTURS IRBE	38	2043	3.26	14	19	3	4	111
	TOTALS	48	2904	3.33	19	25	4	5	161

* — ROOKIE

GAME-BY-GAME RESULTS

GA	DATE	OPPONENT	RESULT	RECORD
1	1/20	ST. LOUIS	2-5 L	0-1-0
2	1/21	TORONTO	3-2 W	1-1-0
3	1/25	WINNIPEG	4-0 W	2-1-0
4	1/28	DALLAS	3-2 W	3-1-0
5	1/30	CHICAGO	2-1 W	4-1-0
6	2/2	@ DALLAS	2-1 W	5-1-0
7	2/4	@ WINNIPEG	3-3 T	5-1-1
8	2/6	@ TORONTO	3-7 L	5-2-1
9	2/7	@ DETROIT	0-6 L	5-3-1
10	2/10	@ EDMONTON	1-5 L	5-4-1
11	2/11	@ VANCOUVER	1-1 T	5-4-2
12	2/15	VANCOUVER	3-1 W	6-4-2
13	2/17	@ LOS ANGELES	2-0 W	7-4-2
14	2/18	ANAHEIM	3-6 L	7-5-2
15	2/20	@ CHICAGO	2-3 L	7-6-2
16	2/22	@ ST. LOUIS	3-4 L	7-7-2
17	2/24	CALGARY	0-3 L	7-8-2
18	2/26	VANCOUVER	1-5 L	7-9-2
19	2/28	@ VANCOUVER	4-3 W	8-9-2
20	3/2	@ TORONTO	4-3 W	9-9-2
21	3/4	@ WINNIPEG	2-4 L	9-10-2
22	3/8	EDMONTON	2-5 L	9-11-2
-	3/10	DETROIT POSTPONED TO 4/5/95		
23	3/15	TORONTO	1-2 L	9-12-2
24	3/17	@ EDMONTON	3-5 L	9-13-2
25	3/19	@ CALGARY	5-3 W	10-13-2
26	3/21	CHICAGO	3-7 L	10-14-2
27	3/23	ANAHEIM	3-6 L	10-15-2
28	3/25	@ LOS ANGELES	3-1 W	11-15-2
29	3/26	LOS ANGELES	3-7 L	11-16-2
30	3/28	WINNIPEG	6-5 W*	12-16-2
31	3/31	@ ST. LOUIS	1-4 L	12-17-2
32	4/2	@ ANAHEIM	4-5 L	12-18-2
33	4/5	DETROIT	3-5 L	12-19-2
34	4/7	EDMONTON	5-0 W	13-19-2
35	4/9	@ EDMONTON	5-2 W	14-19-2
36	4/10	@ CALGARY	3-8 L	14-20-2
37	4/12	@ CHICAGO	3-2 W	15-20-2
38	4/13	@ DETROIT	0-3 L	15-21-2
39	4/16	LOS ANGELES	2-0 W	16-21-2
40	4/17	@ ANAHEIM	0-3 L	16-22-2
41	4/19	@ DALLAS	5-5 T	16-23-3
42	4/23	DETROIT	1-5 L	16-23-3
43	4/25	CALGARY	2-3 L	16-24-3
44	4/26	@ ANAHEIM	5-2 W	17-24-3
45	4/28	LOS ANGELES	4-0 W	18-24-3
46	4/30	ST. LOUIS	3-4 L	18-25-3
47	5/1	DALLAS	3-1 W	19-25-3
48	5/3	VANCOUVER	3-3 T	19-25-4

* — OVERTIME



1993-94 SEASON REVIEW

SEASON HIGHLIGHTS

- Sharks finished 33-35-16 (82 points) and make first playoff appearance in club history. This marks the greatest single-season turnaround in NHL history — 58 points better than 1992-93's output of 24 points (11-71-2).
- G **Arturs Irbe** and D **Sandis Ozolinsh** participated in the NHL All-Star Game at New York's Madison Square Garden.
- Team recorded nine-game unbeaten streak (7-0-2).
- Rookie Head Coach **Kevin Constantine** finishes second in voting for Jack Adams Award (NHL Coach of the Year).
- Irbe** sets NHL record for most minutes played in a season (4,412).
- Team upsets first-seed Detroit in opening round of Stanley Cup Playoffs before falling to Toronto in seven games.
- RW **Sergei Makarov** becomes the first 30-goal scorer in franchise history.

MAJOR TRANSACTIONS

- Acquired D **Jeff Norton** from N.Y. Islanders in exchange for 1994 a third round draft pick on June 20, 1993.
- Acquired LW **Gaetan Duchesne** from Dallas in exchange for 1994 a sixth round draft pick on June 20, 1993.
- Acquired RW **Ulf Dahlen** from Dallas in exchange for D Doug Zmolek and D Mike Lalor on March 19, 1994.
- Acquired C **Todd Elik** off waivers from Edmonton on Oct. 26, 1993.
- Signed free agents C **Jamie Baker** on Aug. 18, 1993 and LW **Bob Errey** on Aug. 17, 1993.

PACIFIC DIVISION

	GP	W	L	T	GF	GA	PTS
CALGARY [4]	84	42	29	13	302	256	97
VANCOUVER [7]	84	41	40	3	279	276	85
SAN JOSE [8]	84	33	35	16	252	265	82
ANAHEIM [9]	84	33	46	5	229	251	71
LOS ANGELES [10]	84	27	45	12	294	322	66
EDMONTON [11]	84	25	45	14	261	305	64

FINAL STATISTICS

P	NO	PLAYER	GP	G	A	PTS	PIM
R	22	ULF DAHLEN (DAL)	65	19	38	57	10
		(SJ)	13	6	6	12	0
		(TOTAL)	78	25	44	69	10
R	24	SERGEI MAKAROV	80	30	38	68	78
C	27	TODD ELIK (EDM)	4	0	0	0	6
		(SJ)	75	25	41	66	89
		(TOTAL)	79	25	41	66	95
D	6	SANDIS OZOLINSH	81	26	38	64	24
C	7	IGOR LARIONOV	60	18	38	56	40
R	17	PAT FALLOON	83	22	31	53	18
L	10	JOHAN GARPENLOV	80	18	35	53	28
L	14	RAY WHITNEY	61	14	26	40	14
D	8	JEFF NORTON	64	7	33	40	36
R	37	ROB GAUDREAU	84	15	20	35	28
L	12	BOB ERREY	64	12	18	30	126
L	11	GAEATAN DUCHESNE	84	12	18	30	28
D	41	TOM PEDERSON	74	6	19	25	31
C	9	V. BUTSAYEV (PHI)	47	12	9	21	58
		(SJ)	12	0	2	2	10
		(TOTAL)	59	12	11	23	68
R	36	JEFF ODGERS	81	13	8	21	222
C	13	JAMIE BAKER	65	12	5	17	38
D	40	*MIKE RATHIE	47	1	9	10	59
C	33	DALE CRAIGWELL	58	3	6	9	16
D	4	JAY MORE	49	1	6	7	63
D	38	*MICHAL SYKORA	22	1	4	5	14
L	50	JAROSLAV OTEVREL	9	3	2	5	2
C	47	MIKE SULLIVAN	26	2	2	4	4
D	19	DOUG ZMOLEK	68	0	4	4	122
C	20	KIP MILLER	11	2	2	4	6
D	26	*VLASTIMIL KROUPA	27	1	3	4	20
D	2	ROB ZETTLER	42	0	3	3	65
D	44	SHAWN CRONIN	34	0	2	2	76
G	32	ARTURS IRBE	74	0	2	2	16
D	5	MIKE LALOR	23	0	2	2	8
C	43	JEFF MCLEAN	6	1	0	1	0
C	9	GARY EMMONS	3	1	0	1	0
C	27	DAVE CAPUANO	4	0	1	1	0
L	23	*ANDREI NAZAROV	1	0	0	0	0
L	25	DAVE MALEY	19	0	0	0	30
R	15	DAVID BRUCE	2	0	0	0	0
G	29	JIM WAITE	15	0	0	0	6

GOALTENDERS

NO	GOALTENDER	GP	MIN	AVG	W	L	T	SO	GA
32	ARTURS IRBE	74	4412	2.84	30	28	16	3	209
29	JIMMY WAITE	15	697	4.30	3	7	0	0	50
	TOTALS	84	5125	3.10	33	35	16	3	265

* — ROOKIE

GAME-BY-GAME RESULTS

GA	DATE	OPPONENT	RESULT	RECORD
1	10/06	@ EDMONTON	2-3 L	0-1-0
2	10/07	@ CALGARY	2-6 L	0-2-0
3	10/10	@ LOS ANGELES	2-5 L	0-3-0
4	10/14	CALGARY	1-2 L	0-4-0
5	10/16	BOSTON	1-1 T	0-4-1
6	10/19	ST. LOUIS	1-4 L	0-5-1
7	10/21	@ ST. LOUIS (@ SAC)	2-5 L	0-6-1
8	10/23	VANCOUVER	4-6 L	0-7-1
9	10/24	@ VANCOUVER	2-3 L	0-8-1
10	10/26	EDMONTON	3-1 W	1-8-1
11	10/28	ANAHEIM	4-3 W	2-8-1
12	10/30	WASHINGTON	2-4 L	2-9-1
13	10/31	@ ANAHEIM	2-1 W*	3-9-1
14	11/2	PITTSBURGH	3-3 T	3-9-2
15	11/5	DALLAS	4-2 W	4-9-2
16	11/7	NEW JERSEY	1-2 L	4-10-2
17	11/9	TORONTO	2-2 T	4-10-3
18	11/11	@ DALLAS	0-4 L	4-11-3
19	11/13	@ NEW JERSEY	4-2 W	5-11-3
20	11/14	@ N.Y. RANGERS	3-3 T	5-11-4
21	11/16	@ WASHINGTON	2-1 W	6-11-4
22	11/18	@ BOSTON	1-3 L	6-12-4
23	11/20	@ HARTFORD	3-2 W	7-12-4
24	11/21	@ BUFFALO	5-6 L	7-13-4
25	11/23	DETROIT	6-4 W	8-13-4
26	11/26	@ ANAHEIM	4-3 W	9-13-4
27	11/27	ANAHEIM	1-0 W	10-13-4
28	12/3	WINNIPEG	3-3 T	10-13-5
29	12/5	FLORIDA	2-1 W	11-13-5
30	12/7	TAMPA BAY	1-3 L	11-14-5
31	12/11	@ DETROIT	3-5 L	11-15-5
32	12/12	@ CHICAGO	1-2 L	11-16-5
33	12/15	ST. LOUIS	1-1 L	11-17-5
34	12/17	@ EDMONTON	2-4 L	11-18-5
35	12/19	@ QUEBEC	5-7 L	11-19-5
36	12/22	@ TORONTO	2-2 T	11-19-6
37	12/23	@ CHICAGO	3-5 L	11-20-6
38	12/28	CALGARY	3-3 T	11-20-7
39	12/31	@ VANCOUVER	3-2 W	12-20-7
40	1/2/94	@ EDMONTON	4-4 T	12-20-8
41	1/4	MONTREAL	2-2 T	12-20-9
42	1/6	DETROIT	3-10 L	12-21-9
43	1/11	LOS ANGELES	2-2 T	12-21-10
44	1/12	@ ANAHEIM	5-2 W	13-21-10
45	1/15	HARTFORD	8-2 W	14-21-10
46	1/17	CALGARY	3-2 W	15-21-10
47	1/25	N.Y. RANGERS	3-8 L	15-22-10
48	1/28	@ FLORIDA	3-3 T	15-22-11
49	1/29	@ TAMPA BAY	2-1 W	16-22-11
50	2/1	@ N.Y. ISLANDERS	4-5 L	16-23-11
51	2/3	@ PHILADELPHIA	3-2 W*	17-23-11
52	2/5	@ ST. LOUIS	3-4 L	17-24-11
53	2/6	@ DALLAS	7-1 W	18-24-11
54	2/8	CHICAGO (@SAC)	4-3 W	19-24-11
55	2/11	CHICAGO	4-3 W	20-24-11
56	2/13	CHICAGO	1-0 W	21-24-11
57	2/15	PHILADELPHIA	4-6 L	21-25-11
58	2/17	QUEBEC	2-8 L	21-26-11
59	2/19	LOS ANGELES	4-3 W	22-26-11
60	2/21	DALLAS	3-6 L	22-27-11
61	2/23	@ MONTREAL	1-3 L	22-28-11
62	2/24	@ OTTAWA	4-6 L	22-29-11
63	2/26	@ DETROIT	0-2 L	22-30-11
64	2/28	@ WINNIPEG	3-3 T	22-30-12
65	3/3	EDMONTON	4-2 W	23-30-12
66	3/6	ANAHEIM	6-0 W	24-30-12
67	3/8	BUFFALO	4-4 T	24-30-13
68	3/10	N.Y. ISLANDERS	4-3 W	25-30-13
69	3/12	@ CALGARY	0-2 L	25-31-13
70	3/17	OTTAWA	1-2 L	25-32-13
71	3/19	@ LOS ANGELES	1-2 L	25-33-13
72	3/20	LOS ANGELES	6-6 T	25-33-14
73	3/22	@ PITTSBURGH	2-2 T	25-33-15
74	3/24	@ TORONTO	2-1 W	26-33-15
75	3/25	@ WINNIPEG	8-3 W	27-33-15
76	3/27	@ ST. LOUIS	4-3 W	28-33-15
77	3/29	WINNIPEG	9-4 W	29-33-15
78	3/31	TORONTO	5-3 W	30-33-15
79	4/2	VANCOUVER	7-4 W	31-33-15
80	4/5	@ LOS ANGELES	2-1 W	32-33-15
81	4/7	@ VANCOUVER	2-3 L	32-34-15
82	4/8	@ CALGARY	2-5 L	32-35-15
83	4/10	VANCOUVER	3-1 W	33-35-15
84	4/13	EDMONTON	2-2 T	33-35-16

* — OVERTIME

1992-93 SEASON REVIEW

SEASON HIGHLIGHTS

- **C Arturs Irbe** records first shutout in team history. He blanks the Kings, 6-0, at the Cow Palace on Nov. 17.
- **RW Rob Gaudreau** scores 19 points (14-5=19) from Dec. 3-29 and is named NHL's December Rookie of the Month — the Sharks first League-wide award.
- **Gaudreau** recorded the first Sharks hat trick on Dec. 3 vs. Hartford.
- **C Kelly Kisio** represented San Jose at the NHL All-Star Game in Montreal, posting a goal and an assist for the Campbell Conference team.
- Sharks tied the NHL record for most consecutive losses (17) from Jan. 4 through Feb. 12.
- Sharks played last regular season game at the Cow Palace on April 10 vs. Los Angeles before moving to San Jose Arena for 1993-94.
- Sharks finished the season 11-21-2, establishing NHL record for most losses in single season.

MAJOR TRANSACTIONS

- Acquired **IW Michel Picard** from Hartford in exchange for future considerations on Oct. 9, 1992.
- Traded **IW Yvon Corrivé** to Hartford in exchange for future considerations originally acquired in Oct. 9, 1992 deal with Whalers (**IW Michel Picard**) on Jan. 21, 1993.
- Acquired **IW Yvon Corrivé** from Washington and **C Igor Larionov** from Vancouver in NHL Waiver Draft on Oct. 4, 1992.

SMYTHE DIVISION

	GP	W	L	T	GF	GA	PTS
VANCOUVER	84	46	29	9	346	278	101
CALGARY	84	43	30	11	322	282	97
LOS ANGELES	84	39	35	10	338	340	88
WINNIPEG	84	40	37	7	322	320	87
EDMONTON	84	26	50	8	242	337	60
SAN JOSE	84	11	71	2	218	414	24

FINAL STATISTICS

P NO	PLAYER	GP	G	A	PTS	PIM
C 11	KELLY KISIO	78	26	52	78	90
L 10	JOHAN GARPENLOV	59	22	44	66	56
R 37	*ROB GAUDREAU	59	23	20	43	18
C 12	DEAN EVASON	84	12	19	31	132
R 17	PAT FAULCON	41	14	14	28	12
R 36	JEFF OGDERS	66	12	15	27	253
D 6	*SANDIS OZOLINS	37	7	16	23	40
R 39	*ED COURTENAY	39	7	13	20	10
D 41	*TOM PEDERSON	44	7	13	20	31
D 24	DOUG WILSON	42	3	17	20	40
L 18	MARK PEDERSON	(PHI) (SJ) TOTAL	14 27 41	3 7 10	4 6 16	7 22 39
L 20	JOHN CARTER	55	7	9	17	28
D 19	*DOUG ZWOLEK	84	5	10	15	229
C 47	MIKE SULLIVAN	81	6	8	14	30
D 3	DAVID WILLIAMS	40	1	11	12	49
D 4	JAY MORE	73	5	6	11	179
C 14	*RAY WHITNEY	26	4	6	10	4
C 9	BRIAN LAWTON	21	2	8	10	12
L 11	YVON CORRIVEAU	20	3	7	10	0
L 14	DAVE SNUGGERUD	25	4	5	9	14
L 25	DAVID MALEY	(EDM) (SJ) TOTAL	13 43 56	1 1 2	2 6 7	29 126 155
C 27	HUBIE McDONOUGH	30	6	2	8	6
D 21	PETER AHOLA	(LA) (PHI) (SJ) TOTAL	8 22 20	1 1 2	2 4 5	6 14 16
L 8	LARRY DEPALMA	20	2	6	8	41
D 5	NEIL WILKINSON	59	1	7	8	96
C 26	PETRI SKIRKO	17	4	3	7	6
C 16	PERRY BEREZAN	28	3	7	7	28
C 28	*FRANCOIS GUENTIN	14	2	7	4	4
L 2	ROB ZETTLER	80	0	7	7	150
R 26	ROBIN BAWA	42	5	0	5	47
R 22	LYNDON BYERS	18	4	1	5	122
L 15	DAVID BRUCE	17	2	3	5	33
L 44	MICHEL PICARD	25	4	0	4	24
C 33	DALE CRAIGWELL	8	3	1	4	4
C 9	JOHN MORRIS	(NJ) (SJ) TOTAL	2 13 15	0 3 3	0 3 6	0 6 16
C 45	*DODY WOOD	13	1	1	2	7
L 42	*JAROSLAV OTEVEL	7	0	2	2	0
D 29	DEAN KOLSTAD	10	0	2	2	12
C 40	*MARK BEAUFAT	5	1	0	1	0
D 45	*CLAUDIO SCREMIN	4	0	1	1	4
D 38	PAT MACLEOD	13	0	1	1	10
G 1	BRIAN HAYWARD	18	0	1	1	2
G 30	JEFF HACKETT	36	0	1	1	4
G 31	*WADE FLAHERTY	1	0	0	0	0
R 7	MIKHAIL KRAVETS	1	0	0	0	0
G 32	*ARTURS IRBE	36	0	0	0	10

GOALTENDERS

NO GOALTENDER	GP	MIN	AVG	W	L	T	SO	GA
32 *ARTURS IRBE	36	2074	4.11	7	26	0	1	142
31 *WADE FLAHERTY	1	60	5.00	0	1	0	0	7
30 JEFF HACKETT	36	2000	5.28	2	30	1	0	176
1 BRIAN HAYWARD	18	930	5.55	2	14	1	0	86
TOTALS	84	5077	4.89	11	71	2	1	414

* — ROOKIE

GAME-BY-GAME RESULTS

GA	DATE	OPPONENT	RESULT	RECORD
1	10/8	WINNIPEG	4-3 W*	1-0-0
2	10/10	DETROIT	3-6 L	1-1-0
3	10/12	@ LOS ANGELES	1-2 L	1-2-0
4	10/15	BOSTON	2-8 L	1-3-0
5	10/17	CALGARY	2-6 L	1-4-0
6	10/21	@ MONTREAL	4-8 L	1-5-0
7	10/23	@ BUFFALO	4-5 L	1-6-0
8	10/24	@ TORONTO	1-5 L	1-7-0
9	10/26	@ ST. LOUIS	1-4 L	1-8-0
10	10/28	@ DETROIT	3-4 L	1-9-0
11	10/30	@ TAMPA BAY	2-1 W	2-9-0
12	11/1	@ CHICAGO	4-4 T	2-9-1
13	11/5	BUFFALO	7-5 W	3-9-1
14	11/7	NEW JERSEY	1-6 L	3-10-1
15	11/8	LOS ANGELES	4-11 L	3-11-1
16	11/10	@ VANCOUVER	2-6 L	3-12-1
17	11/12	EDMONTON	3-4 L	3-13-1
18	11/14	VANCOUVER	2-5 L	3-14-1
19	11/17	LOS ANGELES	6-0 W	4-14-1
20	11/19	TORONTO	0-2 L	4-15-1
21	11/21	CHICAGO	1-2 L	4-16-1
22	11/25	@ CALGARY	4-3 W*	5-16-1
23	11/27	@ WINNIPEG	2-3 L*	5-17-1
24	11/28	@ MINNESOTA	3-10 L	5-18-1
25	12/1	EDMONTON	1-3 L	5-19-1
26	12/3	HARTFORD	5-7 L	5-20-1
27	12/5	PITTSBURGH	4-9 L	5-21-1
28	12/9	@ VANCOUVER	3-8 L	5-22-1
29	12/10	ST. LOUIS	2-3 L	5-23-1
30	12/12	QUEBEC	7-8 L*	5-24-1
31	12/16	TAMPA BAY	4-5 L*	5-25-1
32	12/18	@ VANCOUVER	1-8 L	5-26-1
33	12/19	VANCOUVER	3-6 L	5-27-1
34	12/21	@ WINNIPEG	4-5 L	5-28-1
35	12/23	@ EDMONTON	2-4 L	5-29-1
36	12/26	LOS ANGELES	7-2 W	6-29-1
37	12/29	@ VANCOUVER	5-7 L	6-30-1
38	12/30	PHILADELPHIA	2-6 L	6-31-1
39	1/2	VANCOUVER	2-2 T	6-31-2
40	1/4	@ MONTREAL (@SAC)	1-4 L	6-32-2
41	1/5	MONTREAL	1-2 L	6-33-2
42	1/8	@ TORONTO	1-5 L	6-34-2
43	1/10	@ OTTAWA	2-3 L	6-35-2
44	1/12	@ WINNIPEG	1-4 L	6-36-2
45	1/15	@ DETROIT	3-6 L	6-37-2
46	1/16	@ QUEBEC	1-4 L	6-38-2
47	1/18	@ BOSTON	3-4 L	6-39-2
48	1/21	@ HARTFORD	2-4 L	6-40-2
49	1/23	@ TAMPA BAY	1-5 L	6-41-2
50	1/26	@ LOS ANGELES	1-7 L	6-42-2
51	1/29	CHICAGO	2-4 L	6-43-2
52	1/30	CALGARY	4-5 L	6-44-2
53	2/1	TAMPA BAY	4-5 L	6-45-2
54	2/3	MINNESOTA	3-7 L	6-46-2
55	2/10	@ CALGARY	1-13 L	6-47-2
56	2/12	@ EDMONTON	0-6 L	6-48-2
57	2/14	@ WINNIPEG	3-2 W	7-48-2
58	2/16	WASHINGTON	3-4 L	7-49-2
59	2/18	WINNIPEG	5-3 W	8-49-2
60	2/20	N.Y. RANGERS	4-6 L	8-50-2
61	2/22	N.Y. (@SAC)	0-4 L	8-51-2
62	2/23	CALGARY	3-6 L	8-52-2
63	2/25	TORONTO	0-5 L	8-53-2
64	2/27	@ CALGARY	4-5 L	8-54-2
65	2/28	@ EDMONTON	1-4 L	8-55-2
66	3/2	OTTAWA	3-2 W	9-55-2
67	3/7	EDMONTON	6-3 W	10-55-2
68	3/9	@ MINNESOTA	2-4 L	10-56-2
69	3/11	@ ST. LOUIS	2-5 L	10-57-2
70	3/14	DETROIT	1-4 L	10-58-2
71	3/16	N.Y. ISLANDERS	0-6 L	10-59-2
72	3/19	@ N.Y. RANGERS	1-8 L	10-60-2
73	3/21	@ WASHINGTON	3-5 L	10-61-2
74	3/23	@ PITTSBURGH	2-7 L	10-62-2
75	3/25	@ PHILADELPHIA	2-5 L	10-63-2
76	3/27	@ N.Y. ISLANDERS	3-7 L	10-64-2
77	3/29	@ NEW JERSEY	0-5 L	10-65-2
78	4/1	WINNIPEG	5-9 L	10-66-2
79	4/3	CALGARY	2-3 L*	10-67-2
80	4/4	CALGARY	3-4 L	10-68-2
81	4/6	EDMONTON	5-2 W	11-68-2
82	4/8	@ LOS ANGELES	1-2 L	11-69-2
83	4/10	LOS ANGELES	2-3 L*	11-70-2
84	4/15	@ CALGARY	3-7 L	11-71-2

* — OVERTIME



1991-92 SEASON REVIEW

SEASON HIGHLIGHTS

- Sharks record first-ever franchise victory in a 4-3 decision vs. Calgary on Oct. 8. C **Kelly Kisio** scored game-winner.
- Sharks record first road victory on Nov. 30 with 2-1 win at Calgary.
- D **Doug Wilson** becomes first Sharks player to represent San Jose in an NHL All-Star Game on Jan. 18.
- Sharks inaugural season interrupted from April 1-11 by first League-wide players strike.
- The Kansas City Blades, the Sharks International Hockey League development affiliate, capture the Turner Cup (IHL Championship) after recording professional hockey's best record in 1991-92 (56-22-4).

MAJOR TRANSACTIONS

- Acquired D **Doug Wilson** from Chicago in exchange for D Kerry Toporowski and a second round selection in 1992 NHL Entry Draft on Sept. 6, 1991.
- Acquired C **Dean Evason** from Hartford in exchange for D Dan Keczmer on Oct. 2, 1991.
- Acquired LW **Johan Garpenlov** from Detroit in exchange for D Bob McGill and eighth round selection in 1992 NHL Entry Draft (acquired earlier from Vancouver), March 10, 1992.

SMYTHE DIVISION

	GP	W	L	T	GF	GA	PTS
VANCOUVER	80	42	26	12	285	250	96
LOS ANGELES	80	35	31	14	287	296	84
EDMONTON	80	36	34	10	295	297	82
WINNIPEG	80	33	32	15	251	244	81
CALGARY	80	31	37	12	296	305	74
SAN JOSE	80	17	58	5	219	359	39

FINAL STATISTICS

P	NO	PLAYER	GP	G	A	PTS	PIM
R	17	*PAT FALLOON	79	25	34	59	16
L	19	BRIAN MULLEN	72	18	28	46	66
L	15	DAVID BRUCE	60	22	16	38	46
C	9	BRIAN LAWTON	59	15	22	37	42
C	11	KELLY KISIO	48	11	26	37	54
D	24	DOUG WILSON	44	9	19	28	26
D	3	*DAVID WILLIAMS	56	3	25	28	40
C	8	DEAN EVASON	74	11	15	26	99
R	7	WAYNE PRESLEY	47	8	14	22	76
C	16	PERRY BEREZANI	66	12	7	19	30
C	47	*MIKE SULLIVAN	64	8	11	19	15
D	5	NEIL WILKINSON	60	4	15	19	107
L	18	DAVE SNUGGERUD	(BUF) (SJ) (TOTAL)	55 11 66	3 0 3	15 1 16	36 4 40
D	4	*JAY MORE	46	4	13	17	85
L	14	STEVE BOZEK	58	8	8	16	27
C	33	*DALE CRAIGWELL	32	5	11	16	8
D	38	*PAT MACGLED	37	3	11	16	4
L	22	PAUL FENTON	60	11	4	15	33
D	6	KEN HAMMOND	46	5	10	15	82
C	10	TONY HKRAC	22	2	10	12	4
L	10	JOHAN GARPENLOV	(DET) (SJ) (TOTAL)	16 12 28	1 5 6	2 6 13	4 4 8
D	23	*LINK GAETZ	48	6	6	12	326
L	27	PERRY ANDERSON	48	4	8	12	143
R	36	*JEFF ODGERS	61	7	4	11	217
D	2	ROB ZETTLER	74	1	8	9	99
L	37	DON BARBER	(WPG) (QUE) (SJ) (TOTAL)	11 2 12 25	0 0 3 6	3 0 4 7	4 0 2 6
L	28	*J.F. QUINTIN	8	3	0	3	0
D	25	BOB MCGILL	62	3	1	4	70
C	43	*RAY WHITNEY	2	0	3	3	0
L	21	CRAIG COXE	10	2	0	2	19
D	13	*RICK LESSARD	8	0	2	2	16
G	30	JEFF HACKETT	42	0	2	2	8
L	22	MIKE MCHUGH	8	2	0	1	14
C	16	MARK PAVEICH	1	0	1	1	4
L	44	KEVIN EVANS	5	0	1	1	25
G	32	*ARTURS IRBE	13	0	1	1	0
D	34	*MICHAEL COLMAN	15	0	1	1	32
G	35	JARMO MYLLYS	27	0	1	1	2
R	26	*PETER LAPPIN	1	0	0	0	0
R	40	MIKHAIL KRAVETS	1	0	0	0	0
G	31	*WADE FLAHERTY	3	0	0	0	0
L	20	JOHN CARTER	4	0	0	0	0
R	39	*ED COURTEJENAY	5	0	0	0	0
G	1	BRIAN HAYWARD	7	0	0	0	14
D	45	*CLAUDIO SCREMIN	13	0	0	0	25

GOALTENDERS

NO	GOALTENDER	GP	MIN	AVG	W	L	T	SO	GA
30	JEFF HACKETT	42	2314	3.84	11	27	1	0	148
31	*WADE FLAHERTY	3	178	4.38	0	3	0	0	13
32	*ARTURS IRBE	13	645	4.47	2	6	3	0	48
1	BRIAN HAYWARD	7	305	4.92	1	4	0	0	25
35	JARMO MYLLYS	27	1374	5.02	3	18	1	0	115
TOTALS		80	4829	4.46	17	58	5	0	359

* — ROOKIE

GAME-BY-GAME RESULTS

GA	DATE	OPPONENT	RESULT	RECORD
1	10/4	@VANCOUVER	3-4 L	0-1-0
2	10/5	VANCOUVER	2-5 L	0-2-0
3	10/8	CALGARY	4-3 W	1-2-0
4	10/10	WINNIPEG	4-5 L	1-3-0
5	10/12	@ST. LOUIS	3-6 L	1-4-0
6	10/13	@CHICAGO	3-7 L	1-5-0
7	10/16	@LOS ANGELES	5-8 L	1-6-0
8	10/17	MINNESOTA	2-8 L	1-7-0
9	10/19	BOSTON	1-4 L	1-8-0
10	10/23	@HARTFORD	0-3 L	1-9-0
11	10/25	@BUFFALO	1-3 L	1-10-0
12	10/26	@NEW JERSEY	0-9 L	1-11-0
13	10/29	@N.Y. ISLANDERS	4-8 L	1-12-0
14	10/31	@PHILADELPHIA	2-5 L	1-13-0
15	11/2	@QUEBEC	3-6 L	1-14-0
16	11/4	@TORONTO	1-4 L	1-15-0
17	11/8	EDMONTON	6-2 W	2-15-0
18	11/9	N.Y. ISLANDERS	4-3 W	3-15-0
19	11/12	BUFFALO	1-7 L	3-16-0
20	11/14	DETROIT	3-3 T	3-16-1
21	11/16	@VANCOUVER	0-1 L	3-17-1
22	11/19	LOS ANGELES	23-1*	3-18-1
23	11/22	TORONTO	1-3 L	3-19-1
24	11/23	@LOS ANGELES	4-6 L	3-20-1
25	11/26	VANCOUVER	4-1 W	4-20-1
26	11/29	@EDMONTON	4-4 T	4-20-2
27	11/30	@ CALGARY	2-1 W	5-20-2
28	12/3	LOS ANGELES	3-2 W*	6-20-2
29	12/5	PITTSBURGH	0-8 L	6-21-2
30	12/8	@EDMONTON	1-3 L	6-22-2
31	12/10	WINNIPEG	3-3 T	6-22-3
32	12/12	EDMONTON	6-3 W	7-22-3
33	12/14	MINNESOTA	2-3 L	7-23-3
34	12/16	@N.Y. RANGERS	3-4 L*	7-24-3
35	12/17	@PITTSBURGH	2-10 L	7-25-3
36	12/19	@ST. LOUIS	4-1 L	7-26-3
37	12/21	QUEBEC	4-1 W	8-26-3
38	12/26	@LOS ANGELES	3-5 L	8-27-3
39	12/28	VANCOUVER	2-3 L	8-28-3
40	1/3	PHILADELPHIA	3-1 W	9-28-3
41	1/4	MONTREAL	0-1 L*	9-29-3
42	1/7	@VANCOUVER	1-4 L	9-30-3
43	1/8	@CALGARY	3-10 L	9-31-3
44	1/11	@MINNESOTA	4-7 L	9-32-3
45	1/12	@ WINNIPEG	4-3 W	10-32-3
46	1/14	@LOS ANGELES	3-3 T	10-32-4
47	1/21	@EDMONTON	2-9 L	10-33-4
48	1/24	CALGARY	2-3 L	10-34-4
49	1/25	EDMONTON	5-2 W	11-34-4
50	1/28	N.Y. RANGERS	2-4 L	11-35-4
51	1/30	ST. LOUIS	2-4 L	11-36-4
52	2/2	@WINNIPEG	0-6 L	11-37-4
53	2/4	HARTFORD	6-5 W	12-37-4
54	2/5	CHICAGO	5-2 W	13-37-4
55	2/9	@WASHINGTON	2-6 L	13-38-4
56	2/12	@MONTREAL	1-6 L	13-39-4
57	2/14	@BUFFALO	6-7 L	13-40-4
58	2/15	@DETROIT	1-11 L	13-41-4
59	2/18	WASHINGTON	2-4 L	13-42-4
60	2/21	VANCOUVER	3-5 L	13-43-4
61	2/23	CALGARY	2-4 L	13-44-4
62	2/26	QUEBEC	7-4 W	14-44-4
63	2/28	MONTREAL	3-3 T	14-44-5
64	3/1	PHILADELPHIA	0-1 L	14-45-5
65	3/4	LOS ANGELES	3-4 L	14-46-5
66	3/6	PITTSBURGH	3-7 L	14-47-5
67	3/8	TORONTO	4-1 W	15-47-5
68	3/10	@CHICAGO	1-5 L	15-48-5
69	3/11	@WINNIPEG	0-3 L	15-49-5
70	3/14	NEW JERSEY	3-2 W	16-49-5
71	3/17	DETROIT	4-5 L	16-50-5
72	3/19	@CALGARY	1-3 L	16-51-5
73	3/21	@ HARTFORD	5-4 W	17-51-5
74	3/23	@BOSTON	6-7 L	17-52-5
75	3/24	@NEW JERSEY	3-4 L	17-53-5
76	3/26	@N.Y. ISLANDERS	4-7 L	17-54-5
77	3/29	@WINNIPEG	5-6 L	17-55-5

PLAY SUSPENDED 4/1 THRU 4/11 BECAUSE OF NHL PLAYERS' ASSOCIATION STRIKE

78	4/12	@EDMONTON	4-6 L	17-56-5
79	4/15	CALGARY	3-4 L	17-57-5
80	4/16	WINNIPEG	3-5 L	17-58-5

* — OVERTIME



PLAYOFFS

Joe Pavelski celebrates
Logan Couture's overtime,
game-winning goal in
Game 2 of the
Western Conference
Second Round vs. Vegas.



2018 NHL PLAYOFF SUMMARY

FIRST ROUND

EASTERN CONFERENCE

Pittsburgh defeated Philadelphia, 4-2

Boston defeated Toronto, 4-3

Washington defeated Columbus, 4-2

Tampa Bay defeated New Jersey, 4-1

WESTERN CONFERENCE

San Jose defeated Anaheim, 4-0

Winnipeg defeated Minnesota, 4-1

Vegas defeated Los Angeles, 4-0

Nashville defeated Colorado, 4-2

CONFERENCE FINALS

EASTERN CONFERENCE

Washington defeated Tampa Bay, 4-3

WESTERN CONFERENCE

Vegas defeated Winnipeg, 4-1

STANLEY CUP FINAL

Washington defeated Vegas, 4-1

SECOND ROUND

EASTERN CONFERENCE

Tampa Bay defeated Boston, 4, 1

Washington defeated Pittsburgh, 4-2

WESTERN CONFERENCE

Winnipeg defeated Nashville, 4-3

Vegas defeated San Jose, 4-2



ALL-TIME SHARKS PLAYOFF SCORING

PLAYERS CURRENTLY ON SHARKS ROSTER IN **BOLD**

RNK	POS	NO	PLAYER	GP	G	A	PTS	+/-	PIM	PP	SH	GW	OT	S	PCTG
1	C	12,14	Patrick Marleau	177	68	52	120	-8	75	23	4	16	4	457	14.9
2	C	19	Joe Thornton	125	21	84	105	-16	85	7	0	6	1	269	7.8
3	C	8	Joe Pavelski	121	44	47	91	0	44	24	0	12	3	387	11.4
4	C	39	Logan Couture	96	34	47	81	0	25	17	0	7	2	259	13.1
5	D	22	Dan Boyle	62	11	37	48	-13	38	5	0	2	0	184	6.0
6	L	29	Ryane Clowe	68	18	27	45	-3	97	5	0	1	0	157	11.5
7	R	88	Brent Burns	63	15	28	43	2	59	9	0	0	0	214	7.0
8	C	25	Vincent Damphousse	53	15	23	38	-6	68	5	3	3	0	119	12.6
9	R	14	Jonathan Cheechoo	58	16	19	35	8	32	3	0	3	0	158	10.1
10	C	18	Mike Ricci	59	14	19	33	8	26	4	0	2	0	77	18.2
11	D	44	Marc-Edouard Vlasic	124	3	28	31	14	38	2	0	0	0	145	2.1
12	C	7	Igor Larionov	25	6	21	27	-5	12	0	0	0	0	46	13.0
13	R	11	Owen Nolan	40	15	12	27	-10	54	4	2	5	0	146	10.3
14	C	48	Tomas Hertl	43	14	13	27	7	16	5	0	3	0	118	11.9
15	R	16	Devin Setoguchi	48	14	10	24	-7	22	4	0	3	3	152	9.2
16	D	2,40	Mike Rathje	71	9	14	23	-14	45	7	0	0	0	61	14.8
17	R	15	Dany Heatley	32	5	17	22	-9	28	1	0	0	0	92	5.4
18	D	43,22, 27	Scott Hannan	76	1	18	19	11	83	1	0	1	0	91	1.1
19	R	27	Joonas Donskoi	38	8	10	18	-4	4	1	0	3	1	51	15.7
20	R	22	Ulf Dahlen	25	11	6	17	-16	0	6	0	2	1	55	20.0
21	R	42	Joel Ward	30	8	9	17	2	20	2	0	1	0	44	18.2
22	D	61	Justin Braun	64	4	13	17	4	32	1	0	1	0	74	5.4
23	R	24	Sergei Makarov	25	11	5	16	-1	8	3	0	2	0	34	32.4
24	R	9	Milan Michalek	39	10	6	16	9	18	3	0	2	0	93	10.8
25	D	6	Sandis Ozolinsh	25	3	12	15	-10	14	1	0	0	0	38	7.9
26	C/L	39,19	Jeff Friesen	34	5	10	15	-15	30	1	0	0	0	72	6.9
27	D	5,8	Jeff Norton	38	1	14	15	4	39	0	0	0	0	41	2.4
28	D	10,44	Christian Ehrhoff	38	2	13	15	2	40	1	0	1	0	68	2.9
29	C/L	19	Marco Sturm	38	6	9	15	-4	12	0	0	1	0	72	8.3
30	L	17	Scott Thornton	41	10	5	15	4	42	0	0	1	0	76	13.2
31	L/R	15,94	Alexander Karolyuk	34	6	8	14	-2	18	2	0	2	0	62	9.7
32	D	7	Brad Stuart	64	4	10	14	-10	29	1	0	0	0	70	5.7
33	D	41	Tom Pederson	24	1	11	12	-20	10	0	1	0	0	48	2.1
34	L/C	14	Ray Whitney	25	4	8	12	-7	10	0	0	1	1	31	12.9
35	R	24	Niklas Sundstrom	30	1	11	12	1	10	0	0	0	0	31	3.2
36	C	50	Chris Tierney	40	5	7	12	6	8	2	0	0	0	35	14.3
37	C	68	Melker Karlsson	40	6	6	12	5	18	0	0	2	1	46	13.0
38	D	52	Craig Rivet	24	2	9	11	-3	34	1	0	0	0	38	5.3
39	D	20	Gary Suter	25	2	9	11	-4	20	1	0	1	0	55	3.6
40	C	17	Torrey Mitchell	55	2	9	11	-8	30	1	0	0	0	86	2.3
41	L	10	Johan Garpenlov	14	4	6	10	0	6	0	0	2	0	23	17.4
42	C	27	Todd Elik	14	5	5	10	-5	12	1	0	0	0	45	11.1
43	R	8	Teemu Selanne	18	5	5	10	-1	4	2	0	1	0	40	12.5
44	R	37,32	Stephane Matteau	35	2	8	10	-2	16	0	0	0	0	33	6.1
45	D	4	Kyle McLaren	43	0	10	10	-3	30	0	0	0	0	26	0.0
46	D	41,3	Douglas Murray	57	2	8	10	-10	46	0	0	0	0	64	3.1
47	R	23	Nicholas Dimitrakos	15	1	8	9	2	8	0	0	1	1	22	4.5
48	D	9	Ian White	17	1	8	9	3	8	1	0	0	0	40	2.5
49	C	13	Jamie Baker	25	5	4	9	-8	42	0	0	2	0	33	15.2
50	D	25	Matthew Carle	33	2	7	9	4	8	1	0	1	0	32	6.3
51	D	60,5	Jason Demers	39	3	6	9	-6	32	1	0	0	0	44	6.8
52	D	10,33	Marcus Ragnarsson	41	1	8	9	0	40	0	0	0	0	37	2.7



RNK	POS	NO	PLAYER	GP	G	A	PTS	+/-	PIM	PP	SH	GW	OT	S	PCTG
53	D	42	Tom Preissing	22	1	7	8	0	4	0	0	0	0	25	4.0
54	L	83	Matt Nieto	23	3	5	8	5	8	0	0	0	0	29	10.3
55	C	57,11	Marcel Goc	37	3	5	8	3	8	0	0	1	0	38	7.9
56	C	57	Tommy Wingels	45	2	6	8	4	38	0	0	1	0	59	3.4
57	D	4	Brenden Dillon	10	0	7	7	0	47	0	0	0	0	28	0.0
58	C	15	Craig Janney	11	3	4	7	-13	4	0	0	1	0	17	17.6
59	D	51	Brian Campbell	13	1	6	7	3	4	0	0	0	0	22	4.5
60	L	20	Marcus Sorensen	16	5	2	7	6	2	0	0	1	0	14	35.7
61	R	20	Kyle Wellwood	18	1	6	7	6	0	0	0	0	0	18	5.6
62	R	26	Steve Bernier	22	1	6	7	6	10	1	0	1	0	29	3.4
63	R	17	Pat Falloon	25	4	3	7	-8	6	0	0	0	0	32	12.5
64	L	28	Nils Ekman	27	2	5	7	-4	16	1	0	0	0	53	3.8
65	C	34	Patrick Rissmiller	30	3	4	7	-1	10	0	0	1	1	42	7.1
66	L	89	Mikkel Boedker	10	1	5	6	1	6	1	0	0	0	18	5.5
67	D	2	Bill Houlder	12	4	2	6	2	6	3	0	0	0	16	25.0
68	R	27	Jeremy Roenick	18	2	4	6	-1	14	1	0	0	0	31	6.5
69	L	15	James Sheppard	18	2	4	6	2	10	0	0	0	0	21	9.5
70	D	4	Rob Blake	21	2	4	6	-5	14	0	0	0	0	64	3.1
71	D	4	Jay More	24	0	6	6	-4	38	0	0	0	0	16	0.0
72	D	7	Paul Martin	37	1	5	6	5	12	0	0	0	0	26	3.8
73	D	27	Bryan Marchment	40	3	3	6	5	38	0	0	0	0	49	6.1
74	R/C	13,9	Todd Harvey	46	2	4	6	-2	30	1	0	0	0	35	5.7
75	C	9	Bernie Nicholls	6	0	5	5	-2	8	0	0	0	0	6	0.0
76	R	15	John MacLean	6	2	3	5	1	4	1	0	0	0	18	11.1
77	L	9	Evander Kane	9	4	1	5	-5	23	2	0	1	0	35	11.4
78	R	62	Kevin Labanc	10	1	4	5	-1	2	4	0	0	0	15	6.7
79	R	17	Joe Murphy	12	1	4	5	-1	24	1	0	0	0	31	3.2
80	L	11	Gaetan Duchesne	14	1	4	5	-2	12	0	0	0	0	17	5.9
81	L	12	Bob Errey	14	3	2	5	-3	10	1	0	0	0	12	25.0
82	R	28	Timo Meier	15	2	3	5	-1	12	3	0	0	0	40	5.0
83	R	25	Mike Grier	30	2	3	5	-3	35	0	0	0	0	61	3.3
84	L	9	Adam Graves	12	3	1	4	-2	6	0	0	2	0	15	20.0
85	L	13	Raffi Torres	12	3	1	4	2	20	0	0	2	1	18	16.7
86	C	10	Alyn McCauley	17	2	2	4	0	6	0	0	0	0	15	13.3
87	R	21	Tony Granato	23	2	2	4	0	20	0	0	0	0	27	7.4
88	D	7	Niclas Wallin	24	1	3	4	-1	12	0	0	1	0	26	3.8
89	C	16	Mark Smith	24	4	0	4	4	21	1	0	1	0	33	12.1
90	C	69, 10	Andrew Desjardins	26	2	2	4	3	43	0	0	0	0	21	9.5
91	C	37	Curtis Brown	35	0	4	4	-6	24	0	0	0	0	38	0.0
92	D	5	David Schlemko	6	2	1	3	2	2	1	0	0	0	9	22.2
93	L	9	Martin Havlat	7	2	1	3	-1	8	1	0	1	1	16	12.5
94	C	15	Wayne Primeau	17	1	2	3	-7	4	0	0	0	0	28	3.6
95	L	15,26	Dave Lowry	19	1	2	3	0	24	0	0	0	0	10	10.0
96	D	26,44	Vlastimil Kroupa	20	1	2	3	-11	25	0	0	1	0	9	11.1
97	C	12	Ron Sutter	24	1	2	3	-2	28	0	0	0	0	28	3.6
98	R	18	Mike Brown	6	1	1	2	1	26	0	0	0	0	4	25.0
99	D	5	Rob Davison	6	0	2	2	0	4	0	0	0	0	3	0.0
100	C/L	22	Murray Craven	6	1	1	2	-2	0	0	0	0	0	6	16.7
101	R	13	Bill Guerin	9	0	2	2	-3	12	0	0	0	0	22	0.0
102	C	23	Scott Gomez	9	0	2	2	0	6	0	0	0	0	12	0.0
103	C	16	Eric Fehr	10	1	1	2	3	6	0	0	0	0	12	8.3
104	L	15	Ville Nieminen	11	0	2	2	-1	24	0	0	0	0	18	0.0
105	D	2	Jim Kyte	11	0	2	2	-1	14	0	0	0	0	8	0.0
106	L/R	18	Chris Tancill	11	1	1	2	-7	8	0	0	0	0	16	6.3
107	D	52	Matt Irvin	13	1	1	2	-5	4	0	0	0	0	22	4.5



Mike Vernon

RNK	POS	NO	PLAYER	GP	G	A	PTS	+/-	PIM	PP	SH	GW	OT	S	PCTG
108	L	37	TJ Galiardi	14	1	1	2	0	12	0	0	1	0	20	5.0
109	R	37	Rob Gaudreau	14	2	0	2	-1	0	1	1	0	0	14	14.3
110	C	9	Dainius Zubrus	14	1	1	2	1	6	0	0	0	0	11	9.1
111	R	36	Jeff Odgers	22	1	1	2	-2	34	0	0	0	0	11	9.1
112	C	21	Scott Nichol	30	1	1	2	-8	43	0	0	0	0	29	3.4
113	G	35,20	Evgeni Nabokov	80	0	2	2	0	6	0	0	0	0	0	0.0
114	D	5	Colin White	3	1	0	1	0	0	0	0	0	0	1	100.0
115	R	41	Jed Ortmeyer	4	0	1	1	-1	0	0	0	0	0	2	0.0
116	R	34	Daniel Winnik	5	0	1	1	1	6	0	0	0	0	3	0.0
117	D	20	Andrei Zyuzin	6	1	0	1	-2	14	0	0	1	1	6	16.7
118	D	43	Al Iafrate	6	1	0	1	-4	10	1	0	0	0	10	10.0
119	R	36	Jannik Hansen	6	0	1	1	0	0	0	0	0	0	10	0.0
120	R	42	Shean Donovan	7	0	1	1	-3	6	0	0	0	0	7	0.0
121	R	36	Dwight Helminen	7	1	0	1	0	4	0	0	0	0	5	20.0
122	R	78	Benn Ferriero	8	1	0	1	0	6	0	0	1	1	3	33.3
123	R	22	Ronnie Stern	9	1	0	1	-3	17	0	0	0	0	14	7.1
124	L	55	Ben Eager	10	1	0	1	-2	41	0	0	0	0	11	9.1
125	D	74	Dylan DeMelo	10	0	1	1	5	4	0	0	0	0	17	0.0
126	D	6	Josh Gorges	11	0	1	1	-1	4	0	0	0	0	6	0.0
127	G	29	Mike Vernon	11	0	1	1	0	0	0	0	0	0	0	0.0
128	C	27	Manny Malhotra	15	1	0	1	-1	0	1	0	0	0	37	2.7
129	D	6	Jason Marshall	17	0	1	1	1	25	0	0	0	0	13	0.0
130	D	40	Kent Huskins	20	0	1	1	-4	8	0	0	0	0	5	0.0
131	L	64	Jamie McGinn	22	0	1	1	1	38	0	0	0	0	14	0.0
132	D	44	Shawn Cronin	23	1	0	1	-2	25	0	0	0	0	6	16.7
133	C	16	Nick Spaling	24	0	1	1	1	6	0	0	0	0	15	0.0
134	G	31	Antti Niemi	40	0	1	1	0	0	0	0	0	0	0	0.0
135	R	32	Claude Lemieux	1	0	0	0	0	0	0	0	0	0	1	0.0
136	G	32	Kelly Hrudey	1	0	0	0	0	0	0	0	0	0	0	0.0
137	G	33	Brian Boucher	1	0	0	0	0	0	0	0	0	0	0	0.0
138	G	1	Thomas Greiss	1	0	0	0	0	0	0	0	0	0	0	0.0
139	L	10	Brad Winchester	1	0	0	0	0	0	0	0	0	0	0	0.0
140	G	34	James Reimer	1	0	0	0	0	0	0	0	0	0	0	0.0
141	C	26	Michal Handzus	2	0	0	0	0	0	0	0	0	0	4	0.0
142	D	21	Alexei Semenov	2	0	0	0	0	2	0	0	0	0	3	0.0
143	D	23	Shawn Heins	2	0	0	0	-1	0	0	0	0	0	2	0.0



RNK	POS	NO	PLAYER	GP	G	A	PTS	+/-	PIM	PP	SH	GW	OT	S	PCTG
144	G	29	Jim Waite	2	0	0	0	0	0	0	0	0	0	0	0.0
145	D	21	Jim Fahey	2	0	0	0	0	0	0	0	0	0	0	0.0
146	G	30	Antero Niittymäki	2	0	0	0	0	0	0	0	0	0	0	0.0
147	R	23	Barclay Goodrow	2	0	0	0	0	0	0	0	0	0	2	0.0
148	G	30	Aaron Dell	2	0	0	0	0	0	0	0	0	0	0	0.0
149	G	32	Alex Stalock	3	0	0	0	0	0	0	0	0	0	0	0.0
150	C	18	Dominic Moore	3	0	0	0	-1	5	0	0	0	0	5	0.0
151	C	46	Tim Kennedy	3	0	0	0	0	2	0	0	0	0	0	0.0
152	D	47	Joakim Ryan	3	0	0	0	-2	0	0	0	0	0	3	0.0
153	L	39	Tomas Plihal	4	0	0	0	1	0	0	0	0	0	9	0.0
154	L	7	Mark Bell	4	0	0	0	-2	2	0	0	0	0	2	0.0
155	D	5	Jeff Jillson	4	0	0	0	0	0	0	0	0	0	2	0.0
156	G	37,34	Miikka Kiprusoff	4	0	0	0	0	0	0	0	0	0	0	0.0
157	C	37	Grant Stevenson	5	0	0	0	-1	4	0	0	0	0	6	0.0
158	L/R	8,12	Kevin Miller	6	0	0	0	-3	2	0	0	0	0	7	0.0
159	D	37	Brad Lukowich	6	0	0	0	1	0	0	0	0	0	6	0.0
160	L	12	Bill Lindsay	6	0	0	0	0	16	0	0	0	0	4	0.0
161	L	28	Shawn Burr	6	0	0	0	-1	8	0	0	0	0	4	0.0
162	D	3	Bob Rouse	6	0	0	0	-1	6	0	0	0	0	4	0.0
163	L	24	Travis Moen	6	0	0	0	-4	2	0	0	0	0	4	0.0
164	L	62,23	Andrei Nazarov	6	0	0	0	0	9	0	0	0	0	3	0.0
165	C	37	Adam Burish	6	0	0	0	0	4	0	0	0	0	9	0.0
166	L	45	Jody Shelley	7	0	0	0	-1	2	0	0	0	0	1	0.0
167	G	31	Wade Flaherty	7	0	0	0	0	0	0	0	0	0	0	0.0
168	L	38	Bracken Kearns	7	0	0	0	-1	2	0	0	0	0	4	0.0
169	R	28	Matt Bradley	10	0	0	0	0	0	0	0	0	0	4	0.0
170	G	35	Vesa Toskala	11	0	0	0	0	0	0	0	0	0	0	0.0
171	R	10	Jamal Mayers	12	0	0	0	-3	12	0	0	0	0	5	0.0
172	G	31	Steve Shields	13	0	0	0	0	0	0	0	0	0	0	0.0
173	G	32	Arturs Irbe	20	0	0	0	0	16	0	0	0	0	0	0.0
174	D	46	Roman Polak	24	0	0	0	-5	15	0	0	0	0	24	0.0
175	G	31	Martin Jones	40	0	0	0	0	0	0	0	0	0	0	0.0

ALL-TIME SHARKS PLAYOFF GOALTENDING

NO.	GOALTENDER	GPI	MINS	AVG	W	L	SO	GA	SA	SPCT	G	A	PIM
35, 20	Evgeni Nabokov	80	4820	2.29	40	38	7	184	2118	.913	2	6	6
31	Martin Jones	40	2434	2.12	22	18	6	86	1156	.926	0	0	0
31	Antti Niemi	40	2340	2.79	19	20	0	109	1151	.905	1	0	0
32	Arturs Irbe	20	1122	4.12	9	11	0	77	583	.868	0	16	16
31	Steve Shields	13	756	3.33	5	8	0	42	359	.883	0	0	0
35	Vesa Toskala	11	686	2.45	6	5	1	28	311	.910	0	0	0
29	Mike Vernon	11	669	2.42	4	7	1	27	310	.913	1	0	0
31	Wade Flaherty	7	377	4.93	2	3	0	31	221	.860	0	0	0
34	Miikka Kiprusoff	4	157	1.91	1	1	0	5	81	.938	0	0	0
32	Alex Stalock	3	117	2.05	0	1	0	4	56	.929	0	0	0
30	Antero Niittymäki	2	91	0.66	1	0	0	1	30	.967	0	0	0
30	Aaron Dell	2	46	2.57	0	0	0	2	28	.928	0	0	0
1	Thomas Greiss	1	40	3.00	0	0	0	2	28	.929	0	0	0
29	Jim Waite	2	40	4.50	0	0	0	3	17	.824	0	0	0
34	James Reimer	1	29	2.07	0	0	0	1	7	.857	0	0	0
32	Kelly Hrudey	1	20	3.00	0	0	0	1	6	.833	0	0	0
33	Brian Boucher	1	2	0.00	0	0	0	0	0	.000	0	0	0



ALL-TIME SHARKS PLAYOFF LEADERS

PLAYERS CURRENTLY ON SHARKS ROSTER IN **BOLD**

GAMES PLAYED

RNK	PLAYER	GP
1	Patrick Marleau	177
2	Joe Thornton	125
3	Marc-Edouard Vlasic	124
4	Joe Pavelski	121
5	Logan Couture	96
	Evgeni Nabokov	80
7	Scott Hannan	76
8	Mike Rathje	71
9	Ryane Clowe	68
10	Justin Braun	64
	Brad Stuart	64

GOALS

RNK	PLAYER	G
1	Patrick Marleau	68
2	Joe Pavelski	44
3	Logan Couture	34
4	Joe Thornton	21
5	Ryane Clowe	18
6	Jonathan Cheechoo	16
7	Brent Burns	15
	Vincent Damphousse	15
	Owen Nolan	15
10	Tomas Hertl	14
	Mike Ricci	14
	Devin Setoguchi	14

ASSISTS

RNK	PLAYER	A
1	Joe Thornton	84
2	Patrick Marleau	52
3	Joe Pavelski	47
	Logan Couture	47
5	Dan Boyle	37
6	Brent Burns	28
	Marc-Edouard Vlasic	28
8	Ryane Clowe	27
9	Vincent Damphousse	23
10	Igor Larionov	21

POINTS

RNK	PLAYER	PTS
1	Patrick Marleau	120
2	Joe Thornton	105
3	Joe Pavelski	91
4	Logan Couture	81
5	Dan Boyle	48
6	Ryane Clowe	45

7	Brent Burns	43
8	Vincent Damphousse	38
9	Jonathan Cheechoo	35
10	Mike Ricci	33

PLUS/MINUS

RNK	PLAYER	+/-
1	Marc-Edouard Vlasic	14
2	Scott Hannan	11
3	Milan Michalek	9
4	Jonathan Cheechoo	8
	Mike Ricci	8
6	Tomas Hertl	7
7	Chris Tierney	6
	Marcus Sorensen	6
	Steve Bernier	6
	Kyle Wellwood	6

PENALTY MINUTES

RNK	PLAYER	PIM
1	Ryane Clowe	97
2	Joe Thornton	85
3	Scott Hannan	83
4	Patrick Marleau	75
5	Vincent Damphousse	68
6	Brent Burns	59
7	Owen Nolan	54
8	Brenden Dillon	47
9	Douglas Murray	46
10	Mike Rathje	45

POWER-PLAY GOALS

RNK	PLAYER	PP
1	Joe Pavelski	24
2	Patrick Marleau	23
3	Logan Couture	17
4	Brent Burns	9
5	Joe Thornton	7
	Mike Rathje	7
7	Ulf Dahlen	6
8	Tomas Hertl	5
	Ryane Clowe	5
	Vincent Damphousse	5
	Dan Boyle	5





SHORTHANDED GOALS

RNK	PLAYER	SH
1	Patrick Marleau	4
2	Vincent Damphousse	3
3	Owen Nolan	2
4	Rob Gaudreau	1
	Tom Pederson	1

GAME-WINNING GOALS

RNK	PLAYER	GW
1	Patrick Marleau	16
2	Joe Pavelski	12
3	Logan Couture	7
4	Joe Thornton	6
5	Owen Nolan	5
6	Joonas Donskoi	3
	Tomas Hertl	3
	Vincent Damphousse	3
	Devin Setoguchi	3
	Jonathan Cheechoo	3

OVERTIME GOALS

RNK	PLAYER	OT
1	Patrick Marleau	4
2	Joe Pavelski	3
	Devin Setoguchi	3
4	Logan Couture	2
5	Joe Thornton	1
	Joonas Donskoi	1
	Melker Karlsson	1
	Eight others tied with	1

SHOTS

RNK	PLAYER	S
1	Patrick Marleau	457
2	Joe Pavelski	387
3	Joe Thornton	269
4	Logan Couture	259
5	Brent Burns	214
6	Dan Boyle	184
7	Jonathan Cheechoo	158
8	Ryane Clowe	157
9	Devin Setoguchi	152
10	Owen Nolan	146

SHOOTING PERCENTAGE

(MIN. 30 SHOTS)

RNK	PLAYER	PCTG
1	Sergei Makarov	32.4
2	Ulf Dahlen	20.0
3	Joel Ward	18.2
	Mike Ricci	18.2
5	Joonas Donskoi	15.7
6	Jamie Baker	15.2
7	Patrick Marleau	14.9
8	Mike Rathje	14.8
9	Chris Tierney	14.3
10	Scott Thornton	13.2





Evgeni Nabokov

GAMES PLAYED

RANK	GOALTENDER	GPI
1	Evgeni Nabokov	80
2	Martin Jones	40
	Antti Niemi	40
4	Arturs Irbe	20
5	Steve Shields	13
6	Mike Vernon	11
	Vesa Toskala	11
8	Wade Flaherty	7
9	Miikka Kiprusoff	4
10	Alex Stalock	3

MINUTES

RANK	GOALTENDER	MINS
1	Evgeni Nabokov	4820
2	Martin Jones	2434
3	Antti Niemi	2340
4	Arturs Irbe	1122
5	Steve Shields	756
6	Vesa Toskala	686
7	Mike Vernon	669
8	Wade Flaherty	377
9	Miikka Kiprusoff	157
10	Alex Stalock	117

GOALS-AGAINST AVERAGE

(Min. 120 minutes)

RANK	GOALTENDER	MINS	AVG
1	Miikka Kiprusoff	157	1.91
2	Martin Jones	2434	2.12
3	Evgeni Nabokov	4820	2.29
4	Mike Vernon	669	2.42
5	Vesa Toskala	686	2.45
6	Antti Niemi	2340	2.79
7	Steve Shields	756	3.33
8	Arturs Irbe	1122	4.12
9	Wade Flaherty	377	4.93

WINS

RANK	GOALTENDER	W
1	Evgeni Nabokov	40
2	Martin Jones	22
3	Antti Niemi	19
4	Arturs Irbe	9
5	Vesa Toskala	6
6	Steve Shields	5
7	Mike Vernon	4
8	Wade Flaherty	2
9	Antero Niittymäki	1
	Miikka Kiprusoff	1





Arturs Irbe

SHUTOUTS

RANK	GOALTENDER	SO
1	Evgeni Nabokov	7
2	Martin Jones	6
3	Mike Vernon	1
	Vesa Toskala	1

GOALS ALLOWED

RANK	GOALTENDER	GA
1	Evgeni Nabokov	184
2	Antti Niemi	109
3	Martin Jones	86
4	Arturs Irbe	77
5	Steve Shields	42
6	Wade Flaherty	31
7	Vesa Toskala	28
8	Mike Vernon	27
9	Miikka Kiprusoff	5
10	Alex Stalock	4

SHOTS AGAINST

RANK	GOALTENDER	SA
1	Evgeni Nabokov	2118
2	Martin Jones	1156
3	Antti Niemi	1151
4	Arturs Irbe	583
5	Steve Shields	359
6	Vesa Toskala	311
7	Mike Vernon	310
8	Wade Flaherty	221
9	Miikka Kiprusoff	81
10	Alex Stalock	56

SAVE PERCENTAGE

(MIN. 120 MINUTES)		
RANK	GOALTENDER	SPCT.
1	Miikka Kiprusoff	.938
2	Martin Jones	.926
3	Evgeni Nabokov	.913
	Mike Vernon	.913
5	Vesa Toskala	.910
6	Antti Niemi	.905
7	Steve Shields	.883
8	Arturs Irbe	.868
9	Wade Flaherty	.860

ASSISTS

RANK	GOALTENDER	A
1	Evgeni Nabokov	2
2	Mike Vernon	1
	Antti Niemi	1

PENALTY MINUTES

RANK	GOALTENDER	PIM
1	Arturs Irbe	16
2	Evgeni Nabokov	6





Tommy Wingels

UPDATED THROUGH 2018 PLAYOFFS • **BOLD** INDICATES LAST SEASON

GOALS

MOST GOALS, GAME AT HOME — 8, 4/16/18 vs. Anaheim (8-1 W)
MOST GOALS, GAME ON ROAD — 7, 4/30/99 at Colorado (7-3 W)
MOST GOALS AGAINST, GAME AT HOME — 9, 5/11/95 vs. Calgary (2-9 L)
MOST GOALS AGAINST, GAME ON ROAD — 8, 5/4/02 at Colorado (2-8 L)
MOST GOALS, GAME BY BOTH TEAMS AT HOME — 11 (3 times, most recent — 4/16/10 vs. Colorado [6-5 WOT])
MOST GOALS, GAME BY BOTH TEAMS ON ROAD — 11 (4 times, most recent - 4/19/11 at Los Angeles [6-5 W])
FEWEST GOALS, GAME AT HOME — 0 (7 times, most recent — 5/6/18 vs. Vegas [0-3 L])
FEWEST GOALS, GAME ON ROAD — 0 (16 times, most recent—4/26/18 at Vegas [0-7 L])
FEWEST GOALS ALLOWED, GAME AT HOME — 0 (8 times, most recent— 5/2/18 vs. Vegas [4-0 W])
FEWEST GOALS ALLOWED, GAME ON ROAD — 0, (7 times, most recent — 4/12/18 at Anaheim [3-0 W])
FEWEST GOALS BY BOTH TEAMS, GAME AT HOME — 1 (3 times, most recent — 4/16/17 vs. Edmonton [0-1 L])
FEWEST GOALS BY BOTH TEAMS, GAME ON ROAD — 1, (6 times, most recent — 4/11/10 at Colorado [0-1 L OT])
EARLIEST GOAL FROM START OF GAME, FOR — :15, 4/18/17 vs. Edmonton (7-0 W), Joe Pavelski
EARLIEST GOAL FROM START OF 2ND PERIOD, FOR — :28, 4/30/14 vs. Los Angeles [1-5 L], Matt Irwin
EARLIEST GOAL FROM START OF 3RD PERIOD, FOR — :16, 5/23/16 at St. Louis [6-3 W], Joe Pavelski
EARLIEST GOAL FROM START OF OVERTIME, FOR — 1:05, 5/2/08 vs. Dallas [3-2 W OT], Joe Pavelski
EARLIEST GOAL FROM START OF GAME, AGAINST — :20, 5/11/04 vs. Calgary (1-4 L), Marcus Nilson
EARLIEST GOAL FROM START OF 2ND PERIOD, AGAINST — :21, 4/23/00 vs. St. Louis (2-6 L), Scott Young
EARLIEST GOAL FROM START OF 3RD PERIOD, AGAINST — :12, 5/14/06 vs. Edmonton (3-6 L), Shawn Horcoff
EARLIEST GOAL FROM START OF OVERTIME, AGAINST — :51, 4/18/10 at Colorado (0-1 LOT), Ryan O'Reilly
FASTEST 2 GOALS, FOR — :08, 4/30/98 at Dallas (2-3 L); John MacLean, Ron Sutter
FASTEST 3 GOALS, FOR — 1:19, 4/29/10 vs. Detroit (4-3 W); Joe Pavelski, Dany Heatley, Devin Setoguchi
FASTEST 4 GOALS, FOR — 8:49, 4/22/08 vs. Calgary [5-3 W]; Jeremy Roenick, Jeremy Roenick, Joe Pavelski, Devin Setoguchi
FASTEST 2 GOALS, AGAINST — :12, 5/04/02 at Colorado (2-8 L); Eric Messier, Dan Hinote
FASTEST 3 GOALS, AGAINST — 1:31, 4/26/18 at Vegas (0-7 L); Cody Eakin, Erik Haua, Jonathan Marchessault
FASTEST 4 GOALS, AGAINST — 3:01, 4/28/94 at Detroit (1-7 L); Steve Chiasson, Ray Sheppard, Slava Kozlov, Steve Yzerman
FASTEST 5 GOALS, AGAINST — 13:10, 5/6/10 at Detroit (1-7 L); Todd Bertuzzi, Johan Franzen (3 consecutive), Valtteri Filppula
FASTEST 6 GOALS, AGAINST — 17:25, 5/6/10 at Detroit (1-7 L); Todd Bertuzzi, Johan Franzen (3 consecutive), Valtteri Filppula, Brian Rafalski
MOST CONSECUTIVE GOALS GAME, FOR — 7 (2 times, most recent — 4/16/18 vs. Anaheim [8-1 W])



MOST CONSECUTIVE GOALS GAME, AGAINST — 7, 4/26/18 at Vegas (0-7 L)
MOST GOALS FOR, PERIOD AT HOME — 4, (most recent — 4/16/18 vs. Anaheim (8-1 W), 2nd period)
MOST GOALS FOR, PERIOD ON ROAD — 5, 4/19/11 at Los Angeles (6-5 W), 2nd period
MOST GOALS AGAINST, PERIOD AT HOME — 5, 4/23/00 vs. St. Louis [2-6 L], 2nd period)
MOST GOALS AGAINST, PERIOD ON ROAD — 5, 5/6/10 at Detroit [1-7 L]; 1st period)
WIDEST MARGIN OF VICTORY, HOME — 7 (2 times, most recent — 4/16/18 vs. Anaheim [8-1 W])
WIDEST MARGIN OF VICTORY, ROAD — 4 (2 times, most recent, 5/17/16 at St. Louis [4-0 W])
WIDEST MARGIN OF DEFEAT, HOME — 7, 5/11/95 vs. Calgary [2-9 L]
WIDEST MARGIN OF DEFEAT, ROAD — 7, 4/26/18 at Vegas (0-7 L)

POINTS

MOST POINTS, GAME — 21, 4/16/18 vs. Anaheim (8-1 W)
MOST POINTS AGAINST, GAME — 23 (2 times, most recent — 5/11/95 vs. Calgary [2-9 L])
MOST POINTS, GAME BY BOTH TEAMS — 31, 4/19/11 at Los Angeles (6-5 WOT), LA 13, S.J. 18)
FEWEST POINTS, GAME — 0 (23 times, most recent—5/6/18 vs. Vegas [0-3 L])
FEWEST POINTS AGAINST, GAME — 0 (15 times, most recent— 5/2/18 vs. Vegas [4-0 W])
FEWEST POINTS, GAME BY BOTH TEAMS — 1 (2 times, most recent, 4/16/17 vs. Edmonton [0-1 L]); EDM 1, S.J. 0

SHOTS

MOST SHOTS, GAME AT HOME — 52, (2 times, most recent — 4/16/10 vs. Colorado [6-5 WOT])
MOST SHOTS, GAME ON ROAD — 62, 5/4/08 at Dallas (1-2 L 4OT)
MOST SHOTS FACED, GAME AT HOME — 49, 5/2/07 vs. Detroit (2-3 L OT)
MOST SHOTS FACED, GAME ON ROAD — 60, 5/19/95 at Calgary (5-4 W 2OT)
MOST SHOTS, GAME BY BOTH TEAMS AT HOME — 89, 5/09/04 vs. Calgary (3-4 L OT); S.J. 52, CGY 37
MOST SHOTS, GAME BY BOTH TEAMS ON ROAD — 117, 5/4/08 at Dallas (1-2 L 4OT); SJ 62, DAL 55
FEWEST SHOTS, GAME AT HOME — 12, 5/25/95 vs. Detroit (2-6 L)
FEWEST SHOTS, GAME ON ROAD — 15, 5/21/95 at Detroit (0-6 L)
FEWEST SHOTS FACED, GAME AT HOME — 13, 5/22/11 vs. Vancouver (2-4 L)
FEWEST SHOTS FACED, GAME ON ROAD — 10, 4/15/08 at Calgary (3-2 W)
FEWEST SHOTS, GAME BY BOTH TEAMS AT HOME — 38, 2 times, most recent, 5/19/16 (3-0 W); SJ 16, STL 22
FEWEST SHOTS, GAME BY BOTH TEAMS ON ROAD — 37, 4/30/00 at Dallas (0-1 L); DAL 19, SJ 18





Rob Blake

MOST SHOTS, PERIOD AT HOME — 27, 4/10/08 vs. Calgary (2-0 W) 2nd period
MOST SHOTS, PERIOD ON ROAD — 23, 4/22/14 at Los Angeles (4-3 WOT), 3rd period
MOST SHOTS, OT AT HOME — 14, 4/14/11 vs. Los Angeles (3-2 W OT, 14:44)
MOST SHOTS, OT ON ROAD — 31, 5/4/08 at Dallas (1-2 L 4OT, 69:03)
MOST SHOTS FACED, PERIOD AT HOME — 19, 4/16/18 vs. Anaheim (8-1 W), 2nd period
MOST SHOTS FACED, PERIOD ON ROAD — 21, 5/23/95 at Detroit (2-6 L); 1st period
MOST SHOTS FACED, OT AT HOME — 12, (2 times, most recent — 5/2/07 vs. Detroit [2-3 L OT]; 16:04)
MOST SHOTS FACED, OT ON ROAD — 32, 5/4/08 at Dallas (1-2 L [4OT]); 69:03 4 OT
FEWEST SHOTS, PERIOD AT HOME — 2 (4 times, most recent, 6/12/16 vs. Pittsburgh [1-3 L]; 3rd period
FEWEST SHOTS, PERIOD ON ROAD — 2, (3 times, most recent 4/11/07 at Nashville [5-4 W 2 OT]; 3rd period)
FEWEST SHOTS, OT AT HOME — 0, 4/25/08 vs. Dallas (2-3 L OT), 64:39
FEWEST SHOTS, OT ON ROAD — 0, 5/12/94 at Toronto (2-3 L OT), 68:53
FEWEST SHOTS FACED, PERIOD AT HOME — 1 (2 times, most recent — 4/16/01 vs. St. Louis [3-6 L], 3rd period)
FEWEST SHOTS FACED, PERIOD ON ROAD — 2, (2 times, most recent — 4/15/08 at Calgary (3-2 W), 1st period
FEWEST SHOTS FACED, OT AT HOME — 0 (2 times, most recent — 5/18/13 vs. Los Angeles [2-1 W OT], 1st overtime)
FEWEST SHOTS FACED, OT ON ROAD — 0, (2 times, most recent — 4/25/11 at Los Angeles [4-3 WOT])
LARGEST MARGIN OUTSHOOTING, HOME — 30, (2 times, most recent 4/23/11 vs. Los Angeles (1-3 L)
LARGEST MARGIN OUTSHOOTING, ROAD — 34, 4/18/10 at Colorado (0-1 LOT)
LARGEST MARGIN OUTSHOT, HOME — 24, 5/25/95 vs. Detroit (2-6 L)
LARGEST MARGIN OUTSHOT, ROAD — 30, 5/19/95 at Calgary (5-4 W 2OT)

SPECIAL TEAMS

MOST PPG FOR, GAME AT HOME — 4 (2 times, most recent — 4/16/18 vs. Anaheim [8-1 W])
MOST PPG FOR, GAME ON ROAD — 3, 4/23/06 at Nashville (3-0 W)
MOST PPG AGAINST, GAME AT HOME — 3, (3 times, most recent — 4/6/12 vs. St. Louis [3-4 L])
MOST PPG AGAINST, GAME ON ROAD — 4, (2 times, most recent — 4/21/06 at Nashville [3-4 L])
MOST PPG, GAME BY BOTH TEAMS AT HOME — 5, 2 times (most recent — 4/16/18 vs. Anaheim (8-1 W); SJ 4, ANA 1)
MOST PPG, GAME BY BOTH TEAMS ON ROAD — 5, (2 times, most recent — 5/18/11 [3-7 L]); VAN 3, SJ 2
MOST PP ATTEMPTS FOR, GAME AT HOME — 14, 4/26/98 vs. Dallas (4-1 W)
MOST PP ATTEMPTS FOR, GAME ON ROAD — 10 4/23/06 at Nashville (3-0 W)
MOST PP ATTEMPTS AGAINST, GAME AT HOME — 9, 4/23/00 vs. St. Louis (2-6 L)
MOST PP ATTEMPTS AGAINST, GAME ON ROAD — 15, 4/24/98 at Dallas (2-5 L)



MOST PP ATTEMPTS, GAME BY BOTH TEAMS

AT HOME — 20, 4/10/04 vs. St. Louis [3-1 W]; STL 7, SJ 13

MOST PP ATTEMPTS, GAME BY BOTH TEAMS

ON ROAD — 19, [2 times, most recent — 4/23/06 at Nashville [3-0 W]; NSH 9, S.J. 10

MOST SHG, GAME — 2, 4/30/99 at Colorado [7-3 W], Vincent Damphousse [2]**MOST SHG ALLOWED, GAME** — 2, [4 times, most recent — 4/14/17 at Edmonton [0-2 L]; Zach Kassian, Connor McDavid]**MOST SHG, PERIOD** — 2, 4/30/99 at Colorado [7-3 W], Vincent Damphousse [2], 3rd period**MOST SHG ALLOWED, PERIOD** — 2 [2 times, most recent — 5/11/95 vs. Calgary [2-9 L]; Mike Sullivan, Ron Stern], 1st period**MOST PENALTIES FOR, GAME AT HOME** — 15, 5/6/94 vs. Toronto [5-2 W]; 57 PIM**MOST PENALTIES FOR, GAME ON ROAD** — 21, 4/24/98 at Dallas [2-5 L]; 72 PIM**MOST PENALTIES AGAINST, GAME AT HOME** — 20, 4/26/98 vs. Dallas [4-1 W]; 75 PIM**MOST PENALTIES AGAINST, GAME ON ROAD** — 16, 4/14/12 at St. Louis [0-3 L]; 68 PIM**MOST PIM FOR, GAME AT HOME** — 57, 5/6/94 vs. Toronto [5-2 W]; 15 Penalties**MOST PIM FOR, GAME ON ROAD** — 72, 4/24/98 at Dallas [2-5 L]; 21 Penalties**MOST PIM AGAINST, GAME AT HOME** — 75, 4/26/98 vs. Dallas [4-1 W]; 20 Penalties**MOST PIM AGAINST, GAME ON ROAD** — 68, 4/14/12 at St. Louis [0-3 L]; 16 Penalties**FEWEST PENALTIES FOR, GAME AT HOME** — 0, 5/16/10 vs. Chicago [1-2 L]; 0 PIM**FEWEST PENALTIES FOR, GAME ON ROAD** — 1, [4 times, most recent, 4/22/16 at Los Angeles [6-3 W]], 2 PIM**FEWEST PENALTIES AGAINST, GAME AT HOME** — 2 (3 times, most recent — 5/6/18 vs. Vegas [0-3 L]; 4 PIM**FEWEST PENALTIES AGAINST, GAME ON ROAD** — 1, [3 times, most recent, 4/20/17 at Edmonton [3-4 OTL], 1 PIM**FEWEST PIM FOR, GAME AT HOME** — 0, 5/16/10 vs. Chicago [1-2 L]; 0 Penalties**FEWEST PIM FOR, GAME ON ROAD** — 2, [4 times, most recent, 4/22/16 at Los Angeles [6-3 W]], 1 Penalty**FEWEST PIM AGAINST, GAME AT HOME** — 4 (3 times, most recent — 5/6/18 vs. Vegas [0-3 L]; 2 Penalties**FEWEST PIM AGAINST, GAME ON ROAD** — 2, [3 times, most recent, 4/20/17 at Edmonton [3-4 OTL], 1 Penalty**MOST PENALTY MINUTES, GAME BY BOTH TEAMS, HOME** — 125, 5/6/94 vs. Toronto [5-2 W]; TOR 68, S.J. 57**MOST PENALTY MINUTES, GAME BY BOTH TEAMS, ROAD** — 132, 4/14/12 at St. Louis [0-3 L]; STL 68, S.J. 64**FEWEST PENALTY MINUTES, GAME BY BOTH TEAMS, HOME** — 6 (4 times, most recent — 5/6/18 vs. Vegas [0-3 L]); SJ 2, VGK 4**FEWEST PENALTY MINUTES, GAME BY BOTH TEAMS, ROAD** — 6 [2 times, most recent, 6/1/16 at Pittsburgh [1-2 LOT], SJ 4, PIT 2]**FEWEST PENALTIES, GAME BY BOTH TEAMS, HOME** — 3 (4 times, most recent — 5/6/18 vs. Vegas [0-3 L]); SJ 1, VGK 2**FEWEST PENALTIES, GAME BY BOTH TEAMS, ROAD** — 3 [2 times, most recent, 6/1/16 at Pittsburgh [1-2 LOT]; SJ 2, PIT 1**MOST PENALTIES, GAME BY BOTH TEAMS, HOME** — 33, 5/6/94 vs. Toronto [5-2 W]; TOR 18, S.J. 15**MOST PENALTIES, GAME BY BOTH TEAMS, ROAD** — 33, 4/24/98 at Dallas [2-5 L]; DAL 12, S.J. 21**MOST CONSECUTIVE GAMES SCORING PPG** — 5 [2 times, most recent — 5/6/10 at Detroit thru 5/21/10 at Chicago]**MOST CONSECUTIVE GAMES NOT SCORING PPG** — 6, 4/12/01 thru 4/21/01 vs. St. Louis**MOST CONSECUTIVE GAMES ALLOWING PPG** — 8, 4/12/00 thru 4/25/00 vs. St. Louis, 4/28/00 vs. Dallas**MOST CONSECUTIVE GAMES NOT ALLOWING PPG** — 4 [3 times, most recent — 5/25/16 vs. St. Louis thru 6/4/16 vs. Pittsburgh]**MOST CONSECUTIVE CHANCES NOT SCORING PPG** — 23, 4/12/01 [1st period] thru 4/21/01 [3rd period] vs. St. Louis**MOST CONSECUTIVE CHANCES NOT ALLOWING PPG** — 20, 4/22/04 [2nd period] vs. Colorado thru 5/04/04 at Colorado [2nd period]**LONGEST SHUTOUT STREAK** — 178:14, 4/24/02 vs. Colorado [1st period] thru 4/28/04 at Colorado [OT, 5:15]**LONGEST CONSECUTIVE SCORELESS STREAK** — 172:59, 5/4/08 at Dallas [3rd period] thru 4/19/09 vs. Anaheim [2nd period]

Raffi Torres



INDIVIDUAL

MOST POINTS, GAME — 4 (4 times, most recent—Logan Couture [2-2=4]; 5/5/13 vs. Vancouver [5-2 W])

MOST GOALS, GAME — 3 (5 times, most recent — Devin Setoguchi, 5/4/11 vs. Detroit [4-3 W OT])

MOST ASSISTS, GAME — 3 (19 times, most recent — **Logan Couture, 5/4/18 at Vegas [3-5 L]**)

MOST PPG, GAME — 2 (8 times, most recent — Brent Burns, 5/17/16 at St. Louis [4-0 W])

MOST SHG, GAME — 2, Vincent Damphousse, 4/30/99 at Colorado (7-3 W)

MOST SHOTS, GAME — 11, (2 times, most recent Joe Pavelski, 4/30/14 vs. Los Angeles (1-5 L)

MOST PENALTIES, GAME — 6, Ben Eager, 5/18/11 at Vancouver (3-7 L); 20 PIM

MOST PIM, GAME — 24, Owen Nolan, 4/24/98 at Dallas (2-5 L); 5 Penalties

BEST PLUS/MINUS, GAME — +4 (5 times, most recent — Brent Burns, 5/25/16 vs. St. Louis [5-2 W])

WORST PLUS/MINUS, GAME — -6, Craig Janney, 5/11/95 vs. Calgary (2-9 L)

MOST CONSECUTIVE GAMES, GOAL — 5, Joe Pavelski, 4/20/10 at Colorado thru 5/2/10 vs. Detroit

MOST CONSECUTIVE GAMES, ASSIST — 7 (2 times, most recent — Joe Thornton, 4/16/07 vs. Nashville thru 5/2/07 vs. Detroit

MOST CONSECUTIVE GAMES, POINT — 8 (3 times, most recent — Patrick Marleau, 5/2/10 vs. Detroit thru 5/23/10 at Chicago)

FASTEST 2 GOALS, FOR — 1:34, Patrick Marleau, 4/22/04 vs. Colorado (5-2 W)

FASTEST 3 GOALS, FOR — 22:21, Patrick Marleau, 4/22/04 vs. Colorado (5-2 W)

MOST POINTS, PERIOD — 3 (8 times, most recent — **Logan Couture [0-3=3], 5/4/18 at Vegas [3-5 L] 3rd period)**

MOST GOALS, PERIOD — 2 (17 times, most recent — **Brent Burns, 4/28/18 at Vegas [4-3 W 2OT], 2nd period)**

MOST ASSISTS, PERIOD — 3 (2 times, most recent — **Logan Couture, 5/4/18 at Vegas [3-5 L], 3rd period)**

MOST PPG, PERIOD — 2, Logan Couture, 5/5/13 vs. Vancouver [5-2 W], 3rd period

MOST SHG, PERIOD — 2, Vincent Damphousse, 4/30/99 at Colorado (7-3 W) 3rd period

MOST SHOTS, PERIOD — 8, Joe Pavelski, 5/2/10 vs. Detroit (4-3 W), 3rd period

MOST PENALTIES, PERIOD — 4, Ben Eager (16 PIM), 5/18/11 at Vancouver (3-7 L); 3rd Period

MOST PIM, PERIOD — 20, Owen Nolan (20 PIM) 4/24/98 at Dallas (2-5 L), 3rd period

FASTEST 2 GOALS, AGAINST — :16, Sami Salo, 5/22/11 vs. Vancouver (2-4 L)

FASTEST 3 GOALS, AGAINST — 3:26, Johan Franzen, 5/6/10 at Detroit (1-7 L)

FASTEST 4 GOALS, AGAINST — 39:43, Johan Franzen, 5/6/10 at Detroit (1-7 L)

MOST POINTS BY OPPONENT, GAME — 6, Johan Franzen [4-2=6], 5/6/10 at Detroit (1-7 L)

MOST GOALS BY OPPONENT, GAME — 4, (2 times, most recent — Johan Franzen, 5/6/10 at Detroit (1-7 L))

MOST ASSISTS BY OPPONENT, GAME — 4 (5 times, most recent — Henrik Sedin, 5/22/11 vs. Vancouver [2-4 L])

MOST PPG BY OPPONENT, GAME — 2 (5 times, most recent — Troy Brouwer, 5/21/16 vs. St. Louis [3-6 L])

MOST SHG BY OPPONENT, GAME — 1 (numerous times, most recent — Kyle Brodziak, 5/21/16 vs. St. Louis [3-6 L])

MOST SHOTS BY OPPONENT, GAME — 11 — Kevin Shattenkirk, 4/12/12 at St. Louis (3-2 W 2OT)

MOST PENALTIES BY OPPONENT, GAME — 6, (2 times, most recent — Chris Simon, 5/13/04 at Calgary [3-0 W]; 23 minutes)

MOST PIM BY OPPONENT, GAME — 23, Chris Simon, (6 penalties) 5/13/04 at Calgary (3-0 W)

BEST PLUS/MINUS BY OPPONENT, GAME — +6, Theoren Fleury, 5/11/95 vs. Calgary (2-9 L)

WORST PLUS/MINUS BY OPPONENT, GAME — -4 (3 times, most recent — Brad Richardson, 4/25/11 at Los Angeles [4-3 W])

MOST POINTS BY OPPONENT, PERIOD — 4, (2 times, most recent — Johan Franzen (3-1=4), 5/6/10 at Detroit (1-7 L), 1st period)

MOST GOALS BY OPPONENT, PERIOD — 3, Johan Franzen, 5/6/10 at Detroit (1-7 L), 1st period

MOST ASSISTS BY OPPONENT, PERIOD — 3 (4 times, most recent— Henrik Sedin [0-3=3], 5/22/11 vs. Vancouver [2-4 L], 2nd period)

MOST PPG BY OPPONENT, PERIOD — 2, Sami Salo, 5/22/11 vs. Vancouver (2-4 L); 2nd Period

MOST SHG BY OPPONENT, PERIOD — 1 (numerous times, most recent — Kyle Brodziak, 5/21/16 vs. St. Louis [3-6 L]), 2nd period

MOST SHOTS BY OPPONENT, PERIOD — 6 (4 times, most recent — Alex Pietrangolo, 4/21/12 vs. St. Louis [1-3 L], 2nd period)

MOST PENALTIES BY OPPONENT, PERIOD — 4, (4 times, most recent — Chris Simon, 5/13/04 at Calgary [3-0 W]; 23 minutes) 3rd period

MOST PIM BY OPPONENT, PERIOD — 22, Jarome Iginla (3 penalties), 5/13/04 at Calgary (3-0 W); 3rd period



GOALTENDER

MOST MINUTES, GAME — 129:03, Evgeni Nabokov, 5/4/08 at Dallas [1-2 L 4 OT]
FEWEST GOALS ALLOWED, GAME — 0, 15 times (most recent — Martin Jones, 5/2/18 vs. Vegas [4-0 W])
MOST GOALS ALLOWED, GAME — 8 [2 times, most recent — Evgeni Nabokov, 5/4/02 at Colorado [2-8 L]]
MOST SHOTS FACED, GAME — 60, Wade Flaherty, 5/19/95 at Calgary [5-4 W 2OT]
MOST SHOTS FACED, PERIOD — 21, Arturs Irbe, 5/23/95 at Detroit [2-6 L] 1st period
FEWEST SHOTS FACED, GAME — 10, Evgeni Nabokov, 4/15/08 at Calgary [3-2 W]
FEWEST SHOTS FACED, PERIOD (Min. 18 minutes) — 0, Miikka Kiprusoff, 4/16/01 vs. St. Louis [3-6 L]
MOST SAVES, GAME — 56, Wade Flaherty, 5/19/95 at Calgary [5-4 W 2OT]
MOST SAVES, PERIOD — 19, Martin Jones, 4/16/18 vs. Anaheim [8-1 W]; 2nd period
MOST PENALTIES, GAME — 1 [4 times, most recent — Evgeni Nabokov, 5/16/04 at Calgary [4-1 W]; 2 PIM]
MOST PIM, GAME — 10, Arturs Irbe, 5/15/95 at Calgary [0-5 L], 1 Penalty
MOST POINTS, GAME — 1 [2 times, most recent — Evgeni Nabokov [0-1=2], 5/1/02 at Colorado [6-3 W]]
LONGEST SHUTOUT STREAK — Evgeni Nabokov, 178:14, 4/24/02 vs. Colorado [1st period] thru 4/28/04 at Colorado [OT, 5:15]
MOST MINUTES, GAME BY OPPONENT — 129:03, Marty Turco, 5/4/08 at Dallas [1-2 L 4 OT]
FEWEST GOALS ALLOWED, GAME BY OPPONENT — 0 (20 times, most recent— Marc-Andre Fleury, 5/6/18 vs. Vegas [0-3 L])
MOST GOALS ALLOWED, GAME BY OPPONENT — 7, (1 time, most recent — Jonathan Quick, 4/20/14 at Los Angeles [7-2 W])
MOST SHOTS FACED, GAME BY OPPONENT — 62, Marty Turco, 5/04/08 at Dallas [1-2 L 4 OT]
MOST SHOTS FACED, PERIOD BY OPPONENT — 27, Miikka Kiprusoff, 4/10/08 vs. Calgary [2-0 W], 2nd period
FEWEST SHOTS FACED, GAME BY OPPONENT — 12, Mike Vernon, 5/25/95 vs. Detroit [1-6 L]
FEWEST SHOTS FACED, PERIOD BY OPPONENT (Min. 18 minutes) — 2 [7 times, most recent — Matt Murray, 6/12/16 vs. Pittsburgh [1-3 L]]
MOST SAVES, GAME BY OPPONENT — 61, Marty Turco, 5/04/08 at Dallas [1-2 L 4 OT]
MOST SAVES, PERIOD BY OPPONENT — 25, Miikka Kiprusoff, 4/10/08 vs. Calgary [2-0 W], 2nd period
MOST PENALTIES, GAME BY OPPONENT — 2, (2 times, most recent — Ed Belfour, 5/5/00 vs. Dallas [4-5 L], 4 PIM)
MOST PIM, GAME BY OPPONENT — 12, Ed Belfour, 4/26/98 vs. Dallas [4-1 W], 2 Penalties
MOST POINTS, GAME BY OPPONENT — 1 [6 times, most recent — Cam Talbot [0-1=1], 4/14/17 at Edmonton [0-2 L]]



Martin Jones





SHARKS ALL-TIME PLAYOFF RECORD

SERIES	WON	LOST	GP	W	L	GF	GA
38	18	20	221	109	112	573	625

SHARKS PLAYOFF RECORD BY TEAMS

ANAHEIM DUCKS

SERIES	WON	LOST	GP	W	L	GF	GA	PP	PK
2017-18 FR	1	0	4	4	0	16	4	6/20	10/12
2008-09 WQF	0	1	6	2	4	10	18	4/24	18/23
TOTALS	1	1	10	6	4	26	22	10/44	28/35

2008-09 WQF – Anaheim defeated San Jose, 4-2

2017-18 FR – San Jose defeated Anaheim, 4-0

ARIZONA/PHOENIX COYOTES

SERIES	WON	LOST	GP	W	L	GF	GA	PP	PK
2001-02 WQF	1	0	5	4	1	13	7	2/24	24/25
TOTALS	1	0	5	4	1	13	7	2/24	24/25

2001-02 WQF – San Jose defeated Phoenix, 4-1

CALGARY FLAMES

SERIES	WON	LOST	GP	W	L	GF	GA	PP	PK
2007-08 WQF	1	0	7	4	3	19	17	6/31	16/22
2003-04 WCF	0	1	6	2	4	12	16	3/25	21/23
1994-95 WQF	1	0	7	4	3	26	35	6/31	24/31
TOTALS	2	1	20	10	10	57	68	15/87	61/76

1994-95 WQF – San Jose defeated Calgary, 4-3

2003-04 WCF – Calgary defeated San Jose, 4-2

2007-08 WQF – San Jose defeated Calgary, 4-3

CHICAGO BLACKHAWKS

SERIES	WON	LOST	GP	W	L	GF	GA	PP	PK
2009-10 WCF	0	1	4	0	4	7	13	4/13	10/12
TOTALS	0	1	4	0	4	7	13	4/13	10/12

2009-10 WCF – Chicago defeated San Jose, 4-0



COLORADO AVALANCHE

SERIES	WON	LOST	GP	W	L	GF	GA	PP	PK
2009-10 WQF	1	0	6	4	2	19	11	5/26	13/15
2003-04 WSF	1	0	6	4	2	14	7	4/25	24/27
2001-02 WSF	0	1	7	3	4	21	25	3/21	19/23
1998-99 WQF	0	1	6	2	4	17	19	7/41	35/42
TOTALS	2	2	25	13	12	71	62	19/113	91/107

1998-99 WQF - Colorado defeated San Jose, 4-2

2001-02 WSF - Colorado defeated San Jose, 4-3

2003-04 WSF - San Jose defeated Colorado, 4-2

2009-10 WQF - San Jose defeated Colorado, 4-2

DALLAS STARS

SERIES	WON	LOST	GP	W	L	GF	GA	PP	PK
2007-08 WSF	0	1	6	2	4	11	15	2/25	17/22
1999-00 WQF	0	1	5	1	4	7	15	4/28	16/21
1997-98 WSF	0	1	6	2	4	12	16	6/36	31/38
TOTALS	0	3	17	5	12	30	46	12/89	64/81

1997-98 WQF - Dallas defeated San Jose, 4-2

1999-00 WSF - Dallas defeated San Jose, 4-1

2007-08 WSF - Dallas defeated San Jose, 4-2

DETROIT RED WINGS

SERIES	WON	LOST	GP	W	L	GF	GA	PP	PK
2010-11 WSF	1	0	7	4	3	18	18	5/28	24/28
2009-10 WSF	1	0	5	4	1	15	17	6/31	19/23
2006-07 WSF	0	1	6	2	4	9	13	2/27	20/25
1994-95 WSF	0	1	4	0	4	6	24	3/17	9/15
1993-94 WQF	1	0	7	4	3	21	27	6/36	30/35
TOTALS	3	2	29	14	15	69	99	22/139	102/126

1993-94 WQF - San Jose defeated Detroit, 4-3

1994-95 WSF - Detroit defeated San Jose, 4-0

2006-07 WSF - Detroit defeated San Jose, 4-2

2009-10 WSF - San Jose defeated Detroit, 4-1

2010-11 WSF - San Jose defeated Detroit, 4-3

EDMONTON OILERS

SERIES	WON	LOST	GP	W	L	GF	GA	PP	PK
2016-17 FR	0	1	6	2	4	14	12	5/26	14/16
2005-06 WSF	0	1	6	2	4	12	19	2/35	24/29
TOTALS	0	2	12	4	8	26	31	7/61	38/45

2005-06 WSF - Edmonton defeated San Jose, 4-2

2016-17 FR - Edmonton defeated San Jose, 4-2

LOS ANGELES KINGS

SERIES	WON	LOST	GP	W	L	GF	GA	PP	PK
2015-16 FR	1	0	5	4	1	16	11	5/21	11/14
2013-14 FR	0	1	7	3	4	22	26	4/32	6/24
2012-13 WSF	0	1	7	3	4	10	14	4/26	15/20
2010-11 WQF	1	0	6	4	2	20	20	2/23	19/24
TOTALS	2	2	25	14	11	68	71	15/102	51/82

2010-11 WQF - San Jose defeated Los Angeles, 4-2

2012-13 WSF - Los Angeles defeated San Jose, 4-3

2013-14 FR - Los Angeles defeated San Jose, 4-3

2015-16 FR - San Jose defeated Los Angeles, 4-1





Raffi Torres and Joe Thornton

NASHVILLE PREDATORS

SERIES	WON	LOST	GP	W	L	GF	GA	PP	PK
2015-16 SR	1	0	7	4	3	25	17	8/21	3/20
2006-07 WQF	1	0	5	4	1	16	14	2/30	19/22
2005-06 WQF	1	0	5	4	1	17	10	9/37	26/34
TOTALS	3	0	17	12	5	48	41	19/88	48/76

2006-07 WQF – San Jose defeated Nashville, 4-1

2005-06 WQF – San Jose defeated Nashville, 4-1

2015-16 SR – San Jose defeated Nashville, 4-3

PITTSBURGH PENGUINS

SERIES	WON	LOST	GP	W	L	GF	GA	PP	PK
2015-16 SCF	0	1	6	2	4	12	15	1/12	3/13
TOTALS	0	1	6	2	4	12	15	1/12	3/13

2015-16 SCF – Pittsburgh defeated San Jose, 4-2

ST. LOUIS BLUES

SERIES	WON	LOST	GP	W	L	GF	GA	PP	PK
2015-16 WCF	1	0	6	4	2	22	13	4/21	13/17
2011-12 WQF	0	1	5	1	4	8	14	2/17	12/18
2003-04 WQF	1	0	5	4	1	12	9	3/31	23/24
2000-01 WQF	0	1	6	2	4	11	16	0/22	22/27
1999-00 WQF	1	0	7	4	3	20	22	6/35	31/39
TOTALS	3	2	29	15	14	73	74	15/126	101/125

1999-00 WQF – San Jose defeated St. Louis, 4-3

2000-01 WQF – St. Louis defeated San Jose, 4-2

2003-04 WQF – San Jose defeated St. Louis, 4-1

2011-12 WQF – St. Louis defeated San Jose, 4-1

2015-16 WCF – San Jose defeated St. Louis, 4-2



TORONTO MAPLE LEAFS

SERIES	WON	LOST	GP	W	L	GF	GA	PP	PK
1993-94 WSF	0	1	7	3	4	21	26	3/38	18/26
TOTALS	0	1	7	3	4	21	26	3/38	18/26

1993-94 WSF - Toronto defeated San Jose, 4-3

VANCOUVER CANUCKS

SERIES	WON	LOST	GP	W	L	GF	GA	PP	PK
2012-13 WQF	1	0	4	4	0	15	8	7/24	8/10
2010-11 WCF	0	1	5	1	4	13	20	7/22	15/24
TOTALS	1	1	9	5	4	28	28	14/46	23/34

2010-11 WCF - Vancouver defeated San Jose, 4-1

2012-13 WQF - San Jose defeated Vancouver 4-0

VEGAS GOLDEN KNIGHTS

SERIES	WON	LOST	GP	W	L	GF	GA	PP	PK
2017-18 SR	0	1	6	2	4	14	22	5/27	22/28
TOTALS	0	1	6	2	4	14	22	5/27	22/28

2017-18 SR - Vegas defeated San Jose, 4-2

SCF = Stanley Cup Final

WCF = Western Conference Final

WQF/FR = Western Conference Quarter Finals/First Round

WSF/SR = Western Conference Semi Finals/Second Round



SHARKS PLAYOFF RESULTS BY YEAR

YEAR	PLAYOFF SERIES	RESULT
2017-18	First Round	SAN JOSE (#3 seed) defeated Anaheim (#2 seed), 4-0
	Second Round	Vegas (#1 seed) defeated SAN JOSE (#3 seed), 4-2
2016-17	First Round	Edmonton (#2 seed) defeated SAN JOSE (#3 seed), 4-2
2015-16	First Round	SAN JOSE (#3 seed) defeated Los Angeles (#2 seed), 4-1
	Second Round	SAN JOSE (#3 seed) defeated Nashville (WC1 seed), 4-3
	Western Final	SAN JOSE (#3 seed) defeated St. Louis (#2 seed), 4-2
	Stanley Cup Final	Pittsburgh (#2 seed) defeated SAN JOSE (#3 seed), 4-2
2013-14	Western First Round	Los Angeles (#3 seed) defeated SAN JOSE (#2 seed), 4-3
2012-13	Western Quarterfinals	SAN JOSE (#6 seed) defeated Vancouver (#3 seed), 4-0
	Western Semifinals	Los Angeles (#5 seed) defeated SAN JOSE (#6 seed), 4-3
2011-12	Western Quarterfinals	St. Louis (#2 seed) defeated SAN JOSE (#7 seed), 4-1
2010-11	Western Quarterfinals	SAN JOSE (#2 seed) defeated Los Angeles (#7 seed), 4-2
	Western Semifinals	SAN JOSE (#2 seed) defeated Detroit (#3 seed), 4-3
	Western Conference Finals	Vancouver (#1 seed) defeated SAN JOSE (#2 seed), 4-1
2009-10	Western Quarterfinals	SAN JOSE (#1 seed) defeated Colorado (#8 seed), 4-2
	Western Semifinals	SAN JOSE (#1 seed) defeated Detroit (#5 seed), 4-1
	Western Conference Finals	Chicago (#2 seed) defeated SAN JOSE (#1 seed), 4-0
2008-09	Western Quarterfinals	Anaheim (#8 seed) defeated SAN JOSE (#1 seed), 4-2
2007-08	Western Quarterfinals	SAN JOSE (#2 seed) defeated Calgary (#7 seed), 4-3
	Western Semifinals	Dallas (#5 seed) defeated SAN JOSE (#2 seed), 4-2
2006-07	Western Quarterfinals	SAN JOSE (#5 seed) defeated Nashville (#4 seed), 4-1
	Western Semifinals	Detroit (#1 seed) defeated SAN JOSE (#5 seed), 4-2
2005-06	Western Quarterfinals	SAN JOSE (#5 seed) defeated Nashville (#4 seed), 4-1
	Western Semifinals	Edmonton (#8 seed) defeated SAN JOSE (#5 seed), 4-2
2003-04	Western Quarterfinals	SAN JOSE (#2 seed) defeated St. Louis (#7 seed), 4-1
	Western Semifinals	SAN JOSE (#2 seed) defeated Colorado (#4 seed), 4-2
	Western Conference Finals	Calgary (#6 seed) defeated SAN JOSE (#2 seed), 4-2
2001-02	Western Quarterfinals	SAN JOSE (#3 seed) defeated Phoenix (#6 seed), 4-1
	Western Semifinals	Colorado (#2 seed) defeated SAN JOSE (#3 seed), 4-3
2000-01	Western Quarterfinals	St. Louis (#4 seed) defeated SAN JOSE (#5 seed), 4-2
1999-00	Western Quarterfinals	SAN JOSE (#8 seed) defeated St. Louis (#1 seed), 4-3
	Western Semifinals	Dallas (#2 seed) defeated SAN JOSE (#8 seed), 4-1
1998-99	Western Quarterfinals	Colorado (#2 seed) defeated SAN JOSE (#7 seed), 4-2
	Western Quarterfinals	Dallas (#1 seed) defeated SAN JOSE (#8 seed), 4-2
1997-98	Western Quarterfinals	SAN JOSE (#7 seed) defeated Calgary (#2 seed), 4-3
	Western Semifinals	Detroit (#1 seed) defeated SAN JOSE (#7 seed), 4-0
1993-94	Western Quarterfinals	SAN JOSE (#8 seed) defeated Detroit (#1 seed), 4-3
	Western Semifinals	Toronto (#3 seed) defeated SAN JOSE (#8 seed), 4-3



SHARKS OVERTIME PLAYOFF GAMES (46)

RECORD: 23-23 (Home: 10-10; Road: 13-13)

DATE	SERIES/ GAME #	VS.	SITE	GWG	TIME	SCORE	SERIES WINNER
4/30/18	SR/3	VGK	SAP Center	William Karlsson	8:17	3-4 L	Vegas, 4-2
4/28/18	SR/2	VGK	T-Mobile Arena	Logan Couture	25:13	4-3 W 2OT	Vegas, 4-2
4/20/17	FR/5	EDM	Rogers Place	David Desharnais	18:15	3-4 L	Edmonton, 4-2
4/12/17	FR/1	EDM	Rogers Place	Melker Karlsson	3:22	3-2 W	Edmonton, 4-2
6/4/16	SCF/3	PIT	SAP Center	Joonas Donskoi	12:18	3-2 W	Pittsburgh, 4-2
6/1/16	SCF/2	PIT	CONSOL Energy Center	Conor Sheary	2:35	1-2 L	Pittsburgh, 4-2
5/9/16	SR/6	NSH	Bridgestone Arena	Viktor Arvidsson	2:03	3-4 L	San Jose, 4-3
5/5/16	SR/4	NSH	Bridgestone Arena	Mike Fisher	51:12 3OT	3-4 L	San Jose, 4-3
4/18/16	FR/3	LAK	SAP Center	Tanner Pearson	3:47	1-2 L	San Jose, 4-1
4/22/14	FR/3	LAK	Staples Center	Patrick Marleau	6:20	4-3 W	Los Angeles, 4-3
5/23/13	WSF/3	LAK	HP Pavilion	Logan Couture	1:29	2-1 W	Los Angeles, 4-3
5/7/13	WQF/4	VAN	HP Pavilion	Patrick Marleau	13:18	4-3 W	San Jose, 4-0
5/3/13	WQF/2	VAN	Rogers Arena	Raffi Torres	5:31	3-2 W	San Jose, 4-0
4/12/12	WQF/1	STL	Scottrade Center	Martin Havlat	23:34 2OT	3-2 W	St. Louis, 4-1
5/24/11	WCF/5	VAN	Rogers Arena	Kevin Bieksa	30:18 2OT	2-3 L	Vancouver, 4-1
5/4/11	WSF/3	DET	Joe Louis Arena	Devin Setoguchi	9:21	4-3 W	San Jose, 4-3
4/29/11	WSF/1	DET	HP Pavilion	Benn Ferriero	7:03	2-1 W	San Jose, 4-3
4/25/11	WQF/6	LA	Staples Center	Joe Thornton	2:22	4-3 W	San Jose, 4-2
4/19/11	WQF/3	LA	Staples Center	Devin Setoguchi	3:09	6-5 W	San Jose, 4-2
4/14/11	WQF/1	LA	HP Pavilion	Joe Pavelski	14:44	3-2 W	San Jose, 4-2
5/21/10	WQF/3	CHI	United Center	Dustin Byfuglien	12:24	2-3 L	Chicago, 4-0
5/4/10	WSF/3	DET	Joe Louis Arena	Patrick Marleau	7:07	4-3 W	San Jose, 4-1
4/20/10	WQF/4	COL	Pepsi Center	Joe Pavelski	10:24	2-1 W	San Jose, 4-2
4/18/10	WQF/3	COL	Pepsi Center	Ryan O'Reilly	0:51	0-1 L	San Jose, 4-2
4/16/10	WQF/2	COL	HP Pavilion	Devin Setoguchi	5:22	6-5 W	San Jose, 4-2
4/25/09	WQF/5	ANA	HP Pavilion	Patrick Marleau	6:02	3-2 W	Anaheim, 4-2
5/4/08	WSF/6	DAL	American Airlines Center	Brenden Morrow	69:03 4OT	1-2 L	Dallas, 4-2
5/2/08	WSF/5	DAL	HP Pavilion	Joe Pavelski	1:05	3-2 W	Dallas, 4-2
4/29/08	WSF/3	DAL	American Airlines Center	Mattias Norstrom	4:37	1-2 L	Dallas, 4-2
4/25/08	WSF/1	DAL	HP Pavilion	Brenden Morrow	4:39	2-3 L	Dallas, 4-2
5/2/07	WSF/4	DET	HP Pavilion	Mathieu Schneider	16:04	2-3 L	Detroit, 4-2
4/11/07	WQF/1	NSH	Nashville Arena	Patrick Rissmiller	28:14 2OT	5-4 W	San Jose, 4-1
5/10/06	WSF/3	EDM	Rexall Place	Shawn Horcoff	42:24 3OT	2-3 L	Edmonton, 4-2
5/9/04	WCF/1	CGY	HP Pavilion	Steve Montador	18:43	3-4 L	Calgary, 4-2
5/1/04	WSF/5	COL	HP Pavilion	Joe Sakic	1:54	1-2 L	San Jose, 4-2
4/28/04	WSF/4	COL	Pepsi Center	Joe Sakic	5:15	0-1 L	San Jose, 4-2
4/8/04	WQF/1	STL	HP Pavilion	Niko Dimitrakos	9:16	1-0 W	San Jose, 4-1
5/13/02	WSF/6	COL	Compaq Center	Peter Forsberg	2:47	1-2 L	Colorado, 4-3
4/21/01	WQF/5	STL	Savvis Center	Bryce Salvador	9:54	2-3 L	St. Louis, 4-2
5/3/99	WQF/6	COL	San Jose Arena	Milan Hejduk	13:12	2-3 L	Colorado, 4-2
4/24/99	WQF/2	COL	San Jose Arena	Milan Hejduk	7:53	1-2 L	Colorado, 4-2
5/2/98	WQF/6	DAL	San Jose Arena	Mike Keane	3:43	2-3 L	Dallas, 4-2
4/28/98	WQF/4	DAL	San Jose Arena	Andrei Zyuzin	6:31	1-0 W	Dallas, 4-2
5/19/95	WQF/7	CGY	Saddledome	Ray Whitney	21:54 2OT	5-4 W	San Jose, 4-3
5/9/95	WQF/2	CGY	Saddledome	Ulf Dahlen	12:21	5-4 W	San Jose, 4-3
5/12/94	WSF/6	TOR	Maple Leaf Gardens	Mike Gartner	8:53	2-3 L	Toronto, 4-3



SHARKS PLAYOFF HAT TRICKS (5)

DATE	SERIES/GAME #	VS.	SITE	SCORER	SCORE	SERIES WINNER
5/4/11	WSF/3	DET	Joe Louis Arena	Devin Setoguchi	4-3 W OT	San Jose, 4-3
4/27/06	WQF/4	NSH	HP Pavilion	Patrick Marleau	5-4 W	San Jose, 4-1
4/22/04	WSF/1	COL	HP Pavilion	Patrick Marleau	5-2 W	San Jose, 4-2
4/10/04	WQF/2	STL	HP Pavilion	Patrick Marleau	3-1 W	San Jose, 4-1
5/6/94	WSF/3	TOR	San Jose Arena	Ulf Dahlen	5-2 W	Toronto, 4-3

OPPONENT PLAYOFF HAT TRICKS (5)

DATE	SERIES/GAME #	VS.	SITE	SCORER	SCORE	SERIES WINNER
5/6/10	WSF/4	DET	Joe Louis Arena	Johan Franzen (4G)	1-7 L	San Jose, 4-1
4/12/04	WQF/3	STL	Savvis Center	Mike Sillinger	1-4 L	San Jose, 4-1
4/23/00	WQF/6	STL	San Jose Arena	Scott Young	2-6 L	San Jose, 4-3
5/13/95	WQF/4	CGY	San Jose Arena	Theoren Fleury (4G)	4-6 L	San Jose, 4-3
5/11/95	WQF/3	CGY	San Jose Arena	Mike Sullivan	2-9 L	San Jose, 4-3

SHARKS PLAYOFF SHUTOUTS (15)

DATE	SERIES/GAME #	VS.	SITE	GOALTENDER	SAVES	SCORE	SERIES WINNER
5/2/18	SR/4	VGK	SAP Center	Martin Jones	34	4-0	Vegas, 4-2
4/12/18	FR/1	ANA	Honda Center	Martin Jones	25	3-0	Anaheim, 4-0
4/18/17	FR/4	EDM	SAP Center	Martin Jones	23	7-0	Edmonton, 4-2
5/19/16	WCF/3	STL	SAP Center	Martin Jones	22	3-0	San Jose, 4-2
5/17/16	WCF/2	STL	Scottrade Center	Martin Jones	26	4-0	San Jose, 4-2
5/12/16	SR/7	NSH	SAP Center	Martin Jones	20	5-0	San Jose, 4-3
4/22/10	WQF/5	COL	HP Pavilion	Evgeni Nabokov	28	5-0	San Jose, 4-2
4/10/08	WQF/2	CGY	HP Pavilion	Evgeni Nabokov	21	2-0	San Jose, 4-3
4/26/07	WSF/1	DET	Joe Louis Arena	Evgeni Nabokov	34	2-0	Detroit, 4-2
4/23/06	WQF/2	NSH	Gaylord Entertainment Center	Vesa Toskala	25	3-0	San Jose, 4-1
5/13/04	WCF/3	CGY	Pengrowth Saddledome	Evgeni Nabokov	34	3-0	Calgary, 4-2
4/26/04	WSF/3	COL	Pepsi Center	Evgeni Nabokov	33	1-0	San Jose, 4-2
4/9/04	WQF/1	STL	HP Pavilion	Evgeni Nabokov	26	1-0 OT	San Jose, 4-1
4/14/01	WQF/2	STL	Savvis Center	Evgeni Nabokov	28	1-0	St. Louis, 4-2
4/28/98	WQF/4	DAL	San Jose Arena	Mike Vernon	26	1-0 OT	Dallas, 4-2



Joonas Donskoi



OPPONENT PLAYOFF SHUTOUTS (23)

DATE	SERIES/ GAME #	VS.	SITE	GOALTENDER	SAVES	SCORE	SERIES WINNER
5/6/18	SR/6	VGK	SAP Center	Marc-Andre Fleury	28	0-3 L	Vegas, 4-2
4/26/18	SR/1	VGK	T-Mobile Arena	Marc-Andre Fleury	33	0-7 L	Vegas, 4-2
4/16/17	FR/3	EDM	SAP Center	Cam Talbot	23	0-1	Edmonton, 4-2
4/14/17	FR/2	EDM	Rogers Place	Cam Talbot	16	0-2	Edmonton, 4-2
4/26/14	FR/5	LAK	SAP Center	Jonathan Quick	30	0-3	Los Angeles, 4-3
5/23/13	WSF/5	LAK	Staples Center	Jonathan Quick	24	0-3	Los Angeles, 4-3
5/14/13	WSF/1	LAK	Staples Center	Jonathan Quick	35	0-2	Los Angeles, 4-3
4/14/12	WQF/2	STL	Scottrade Center	J. Halak/B. Elliott	29	0-3	St. Louis, 4-1
4/16/11	WQF/2	LA	HP Pavilion	Jonathan Quick	34	0-4	San Jose, 4-2
4/18/10	WQF/3	COL	Pepsi Center	Craig Anderson	51	0-1 OT	San Jose, 4-2
4/23/09	WQF/4	ANA	Honda Center	Jonas Hiller	31	0-4	Anaheim, 4-2
4/16/09	WQF/1	ANA	HP Pavilion	Jonas Hiller	35	0-2	Anaheim, 4-2
4/20/08	WQF/6	CGY	Pengrowth Saddledome	Miikka Kiprusoff	21	0-2	San Jose, 4-3
5/7/07	WSF/6	DET	HP Pavilion	Dominik Hasek	28	0-2	Detroit, 4-2
5/17/06	WSF/6	EDM	Rexall Place	Dwayne Roloson	24	0-2	Edmonton, 4-2
5/15/04	WCF/5	CGY	HP Pavilion	Miikka Kiprusoff	19	0-3	Calgary, 4-2
4/28/04	WSF/4	COL	Pepsi Center	David Aebischer	27	0-1 OT	San Jose, 4-2
5/15/02	WSF/7	COL	Pepsi Center	Patrick Roy	27	0-1	Colorado, 4-3
4/30/00	WSF/2	DAL	Reunion Arena	Ed Belfour	19	0-1	Dallas, 4-2
4/28/00	WSF/1	DAL	Reunion Arena	Ed Belfour	18	0-4	Dallas, 4-2
5/21/95	WSF/1	DET	Joe Louis Arena	Mike Vernon	15	0-6	Detroit, 4-0
5/15/95	WQF/5	CGY	Saddledome	Trevor Kidd	25	0-5	San Jose, 4-3
4/20/94	WQF/2	DET	Joe Louis Arena	Chris Osgood	22	0-4	San Jose, 4-3



Vesa Toskala



SHARKS PLAYOFF SCORING LEADERS BY YEAR

YEAR	GOALS	ASSISTS	POINTS	PIM
2017-18	Tomas Hertl (6)	Logan Couture (8)	Logan Couture (12)	Brenden Dillon (32)
2016-17	Patrick Marleau (3)	Brent Burns (3) Marc-Edouard Vlasic Joel Ward	Patrick Marleau (4) Joe Pavelski Joel Ward	Brent Burns (6) Melker Karlsson
2015-16	Joe Pavelski (14)	Logan Couture (20)	Logan Couture (30)	Tommy Wingels (21)
2013-14	Patrick Marleau (3)	Patrick Marleau (4) Joe Pavelski James Sheppard Dan Boyle	Patrick Marleau (7)	Andrew Desjardins (31)
2012-13	Logan Couture (5) Patrick Marleau	Joe Pavelski (8) Joe Thornton	Joe Pavelski (12)	Brent Burns (8)
2011-12	Joe Thornton (2) Martin Havlat Ryane Clowe	Joe Thornton (3) Logan Couture	Joe Thornton (5)	Douglas Murray (19)
2010-11	Logan Couture (7) Patrick Marleau Devin Setoguchi	Joe Thornton (14)	Joe Thornton (17)	Ben Eager (41)
2009-10	Joe Pavelski (9)	Dan Boyle (12)	Joe Pavelski (17)	Ryane Clowe (28)
2008-09	Patrick Marleau (2) Dan Boyle	Joe Thornton (4)	Joe Thornton (5)	Jeremy Roenick (12)
2007-08	Ryane Clowe (5) Joe Pavelski	Joe Thornton (8)	Joe Thornton (10)	Craig Rivet (16)
2006-07	Ryane Clowe (4) Milan Michalek	Joe Thornton (10)	Joe Thornton (11)	Scott Hannan (33)
2005-06	Patrick Marleau (9)	Joe Thornton (7)	Patrick Marleau (14)	Ville Nieminen (24)
2003-04	Patrick Marleau (8)	Niko Dimitrakos (8)	Vincent Damphousse (14)	Jason Marshall (25)
2001-02	Patrick Marleau (6) Owen Nolan Vincent Damphousse Niklas Sundstrom	Mike Ricci (6) Todd Harvey Scott Hannan Marcus Ragnarsson	Patrick Marleau (11)	Vincent Damphousse (12)
2000-01	Scott Thornton (3) Mike Ricci Niklas Sundstrom	Stephane Matteau (3)	Stephane Matteau (4)	Bill Lindsay (16)
1999-00	Owen Nolan (8)	Vincent Damphousse (7)	Owen Nolan (10)	Vincent Damphousse (16)
1998-99	Vincent Damphousse (2) Bill Houlder	Jeff Norton (7)	Jeff Norton (7)	Jeff Friesen (14)
1997-98	John MacLean (2) Owen Nolan	Bernie Nicholls (5)	John MacLean (5)	Owen Nolan (26)
1994-95	Ulf Dahlen (5) Mike Rathje	Igor Larionov (8)	Ulf Dahlen (9)	Jeff Odgers (23)
1993-94	Sergei Makarov (8)	Igor Larionov (13)	Igor Larionov (18)	Jay More (32)



SHARKS PLAYOFF GOALTENDING LEADERS BY YEAR

YEAR	GAMES PLAYED	DECISIONS	WINS	SAVES
2017-18	Martin Jones (10)	Martin Jones (10)	Martin Jones (6)	Martin Jones (282)
2016-17	Martin Jones (6)	Martin Jones (6)	Martin Jones (2)	Martin Jones (157)
2015-16	Martin Jones (24)	Martin Jones (24)	Martin Jones (14)	Martin Jones (631)
2013-14	Antti Niemi (6)	Antti Niemi (6)	Antti Niemi (3)	Antti Niemi (145)
2012-13	Antti Niemi (11)	Antti Niemi (11)	Antti Niemi (7)	Antti Niemi (277)
2011-12	Antti Niemi (5)	Antti Niemi (5)	Antti Niemi (1)	Antti Niemi (138)
2010-11	Antti Niemi (18)	Antti Niemi (17)	Antti Niemi (8)	Antti Niemi (538)
2009-10	Evgeni Nabokov (15)	Evgeni Nabokov (15)	Evgeni Nabokov (8)	Evgeni Nabokov (369)
2008-09	Evgeni Nabokov (6)	Evgeni Nabokov (6)	Evgeni Nabokov (2)	Evgeni Nabokov (155)
2007-08	Evgeni Nabokov (13)	Evgeni Nabokov (13)	Evgeni Nabokov (6)	Evgeni Nabokov (333)
2006-07	Evgeni Nabokov (11)	Evgeni Nabokov (11)	Evgeni Nabokov (6)	Evgeni Nabokov (323)
2005-06	Vesa Toskala (11)	Vesa Toskala (11)	Vesa Toskala (6)	Vesa Toskala (311)
2003-04	Evgeni Nabokov (17)	Evgeni Nabokov (17)	Evgeni Nabokov (10)	Evgeni Nabokov (431)
2001-02	Evgeni Nabokov (12)	Evgeni Nabokov (12)	Evgeni Nabokov (7)	Evgeni Nabokov (291)
2000-01	Evgeni Nabokov (4)	Evgeni Nabokov (4) Miikka Kiprusoff (1)	Evgeni Nabokov (1)	Evgeni Nabokov (93)
1999-00	Steve Shields (12)	Steve Shields (12)	Steve Shields (5)	Steve Shields (287)
1998-99	Mike Vernon (5)	Mike Vernon (5)	Mike Vernon (2)	Mike Vernon (172)
1997-98	Mike Vernon (6)	Mike Vernon (6)	Mike Vernon (2)	Mike Vernon (124)
1994-95	Wade Flaherty (7)	Arturs Irbe (6) Arturs Irbe (2)	Wade Flaherty (2)	Wade Flaherty (190)
1993-94	Arturs Irbe (14)	Arturs Irbe (14)	Arturs Irbe (7)	Arturs Irbe (349)

SHARKS ALL-TIME PLAYOFF SPECIAL TEAMS

YEAR		PP	PCT.	RANK	PK	PCT.	RANK
2017-18	Overall	11/47	23.4%	6th NHL	32/40	80.0%	T-5th NHL
	Home	6/22	27.3%	5th NHL	16/19	84.2%	4th NHL
	Road	5/25	20.0%	T-9th NHL	16/21	76.2%	T-8th NHL
2016-17	Overall	5/26	19.2%	6th NHL	14/16	87.5%	5th NHL
	Home	4/13	30.8%	3rd NHL	6/6	100%	T-1st NHL
	Road	1/13	7.7%	12th NHL	8/10	80%	T-9th NHL
2015-16	Overall	18/75	24.0%	5th NHL	51/64	79.7%	8th NHL
	Home	9/37	24.3	5th NHL	19/25	76.0%	10th NHL
	Road	9/38	23.7%	5th NHL	32/39	82.0%	10th NHL
2013-14	Overall	4/32	12.5%	12th NHL	18/24	75.0%	14th NHL
	Home	2/20	10%	13th NHL	9/11	81.8%	T-10th NHL
	Road	2/12	16.7%	9th NHL	9/13	69.2%	14th NHL
2012-13	Overall	11/50	22.0%	3rd NHL	23/30	76.7%	11th NHL
	Home	10/29	34.5%	1st NHL	10/12	83.3%	10th NHL
	Road	1/21	4.8%	12th NHL	13/18	72.2%	13th NHL
2011-12	Overall	2/17	11.8%	14th NHL	12/18	66.7%	15th NHL
	Home	1/8	12.5%	11th NHL	3/7	42.9%	16th NHL
	Road	1/9	11.1%	12th NHL	9/11	81.8%	11th NHL
2010-11	Overall	14/73	19.2%	9th NHL	58/76	76.3%	12th NHL
	Home	6/44	13.6%	13th NHL	27/36	75.0%	13th NHL
	Road	8/29	27.6%	3rd NHL	31/40	77.5%	14th NHL
2009-10	Overall	14/71	19.7%	9th NHL	40/49	81.6%	6th NHL
	Home	11/42	26.2%	5th NHL	23/26	88.5%	3rd NHL
	Road	3/29	10.3%	13th NHL	17/23	73.9%	15th NHL
2008-09	Overall	4/24	16.7%	8th NHL	18/23	78.3%	11th NHL
	Home	1/15	6.7%	14th NHL	7/9	77.8%	10th NHL
	Road	3/9	33.3%	1st NHL	11/14	78.6%	13th NHL
2007-08	Overall	8/56	14.3%	12th NHL	33/44	75.0%	14th NHL
	Home	5/31	16.1%	11th NHL	19/26	73.1%	13th NHL
	Road	3/25	12.0%	12th NHL	14/18	77.8%	11th NHL



YEAR		PP	PCT.	RANK	PK	PCT.	RANK
2006-07	Overall	4/57	7.0%	14th NHL	39/47	83.0%	10th NHL
	Home	1/25	4.0%	15th NHL	14/18	77.8%	14th NHL
	Road	3/32	9.4%	10th NHL	25/29	86.2%	7th NHL
2005-06	Overall	11/72	15.3%	10th NHL	50/62	80.6%	10th NHL
	Home	5/34	14.7%	10th NHL	20/25	80.0%	11th NHL
	Road	6/38	15.8%	7th NHL	30/37	81.1%	11th NHL
2003-04	Overall	11/81	13.6%	7th NHL	66/72	91.7%	3rd NHL
	Home	7/51	13.7%	8th NHL	34/36	94.4%	4th NHL
	Road	4/30	13.6%	6th NHL	32/36	88.9%	9th NHL
2001-02	Overall	5/48	10.4%	12th NHL	43/48	89.6%	3rd NHL
	Home	4/27	14.8%	9th NHL	18/20	90.0%	5th NHL
	Road	1/21	4.8%	15th NHL	25/28	89.3%	4th NHL
2000-01	Overall	0/22	0.0%	16th NHL	22/27	81.4%	10th NHL
	Home	0/12	0.0%	16th NHL	8/12	66.7%	16th NHL
	Road	0/10	0.0%	16th NHL	14/15	93.3%	2nd NHL
1999-00	Overall	10/63	15.9%	7th NHL	48/61	78.7%	13th NHL
	Home	5/27	18.5%	8th NHL	21/25	84.0%	9th NHL
	Road	5/36	13.9%	9th NHL	27/36	75.0%	14th NHL
1998-99	Overall	7/41	17.1%	7th NHL	35/42	83.3%	9th NHL
	Home	2/18	11.1%	12th NHL	14/18	77.8%	12th NHL
	Road	5/23	21.7%	4th NHL	21/24	87.5%	6th NHL
1997-98	Overall	6/36	16.7%	4th NHL	31/38	81.6%	13th NHL
	Home	4/20	20.0%	3rd NHL	7/8	87.5%	T-5th NHL
	Road	2/16	12.5%	9th NHL	24/30	80.0%	12th NHL
1994-95	Overall	9/48	18.8%	8th NHL	33/46	71.7%	14th NHL
	Home	4/24	16.7%	7th NHL	18/21	85.7%	4th NHL
	Road	5/24	20.8%	4th NHL	15/25	60.0%	16th NHL
1993-94	Overall	9/74	12.2%	11th NHL	48/61	78.7%	11th NHL
	Home	7/36	19.4%	7th NHL	18/22	81.8%	T-11th NHL
	Road	2/38	5.3%	T-13th NHL	30/39	76.9%	13th NHL





SHARKS WHEN FACING ELIMINATION

DATE	OPPONENT	SITE	ROUND/ GAME #	SCORE	GWG
4/30/94	Detroit	Joe Louis Arena	WQF/#7	3-2 W	Baker
5/14/94	Toronto	Maple Leaf Gardens	WSF/#7	2-4 L	Osborne
5/17/95	Calgary	San Jose Arena	WQF#6	5-3 W	Janney
5/19/95	Calgary	Saddledome	WQF/#7	5-4 W OT	Whitney
5/27/95	Detroit	San Jose Arena	WSF/#4	2-6 L	Brown
5/02/98	Dallas	San Jose Arena	WQF/#6	2-3 L OT	Keane
5/03/99	Colorado	San Jose Arena	WQF/#6	2-3 L OT	Hejduk
4/25/00	St. Louis	Kiel Center	WQF/#7	3-1 W	Nolan
5/07/00	Dallas	Reunion Arena	WSF/#5	1-4 L	Thornton
4/21/01	St. Louis	Compaq Center at San Jose	WQF/#6	1-2 L	Demitra
5/15/02	Colorado	Pepsi Center	WSF/#7	0-1 L	Forsberg
5/19/04	Calgary	Pengrowth Saddledome	WCF/#6	1-3 L	Gelinas
5/17/06	Edmonton	Rexall Place	WSF/#6	0-2 L	Horcoff
5/7/07	Detroit	HP Pavilion	WSF/#6	0-2 L	Samuelsson
4/22/08	Calgary	HP Pavilion	WQF/#7	5-3 W	Pavelski
4/30/08	Dallas	American Airlines Center	WSF/#4	2-1 W	Michalek
5/2/08	Dallas	HP Pavilion	WSF/#5	3-2 W OT	Pavelski
5/4/08	Dallas	American Airlines Center	WSF/#6	1-2 L 4OT	Morrow
4/25/09	Anaheim	HP Pavilion	WQF/#5	3-2 W OT	Marleau
4/27/09	Anaheim	Honda Center	WQF/#6	1-4 L	Selanne
5/23/10	Chicago	United Center	WCF/#4	2-4 L	Byfuglien
5/12/11	Detroit	HP Pavilion	WSF/#7	3-2 W	Marleau
5/24/11	Vancouver	Rogers Arena	WCF/#5	2-3 L 2OT	Biekas
4/21/12	St. Louis	Scottrade Center	WQF/#5	1-3 L	Perron
5/26/13	Los Angeles	HP Pavilion	WSF/#6	2-1 W	Galiardi
5/28/13	Los Angeles	Staples Center	WSF/#7	1-2 L	Williams
4/30/14	Los Angeles	SAP Center	FR/#7	1-5 L	Kopitar
5/12/16	Nashville	SAP Center	SR/#7	5-0 W	Pavelski
6/9/16	Pittsburgh	CONSOL Energy Center	SCF/#5	4-2 W	Karlsson
6/12/16	Pittsburgh	SAP Center	SCF/#6	1-3 L	Letang
4/22/17	Edmonton	SAP Center	FR/#6	1-2 L	Slepyshhev
5/6/18	Vegas	SAP Center	SR/#6	0-3 L	Marchessault

POSSIBLE PLAYOFF ELIMINATION GAMES PLAYED: 32
TEAM RECORD: 12-20 HOME: 7-7 ROAD: 5-13



OPPONENTS WHEN FACING ELIMINATION

DATE	OPPONENT	SITE	ROUND/ GAME #	SCORE	GWG
4/28/94	Detroit	Joe Louis Arena	WQF/#6	7-1 W	Chiasson
4/30/94	Detroit	Joe Louis Arena	WQF/#7	2-3 L	Baker
5/12/94	Toronto	Maple Leaf Gardens	WSF/#6	3-2 W OT	Gartner
5/14/94	Toronto	Maple Leaf Gardens	WSF/#7	4-2 W	Osborne
5/19/95	Calgary	Saddledome	WQF/#7	4-5 L OT	Whitney
4/21/00	St. Louis	Kiel Center	WQF/#5	5-3 W	Pronger
4/23/00	St. Louis	San Jose Arena	WQF/#6	6-2 W	Hecht
4/25/00	St. Louis	Kiel Center	WQF/#7	1-3 L	Nolan
4/26/02	Phoenix	Compaq Center	WQF/#5	1-4 L	Graves
5/13/02	Colorado	Compaq Center	WSF/#6	2-1 W	Forsberg
5/15/02	Colorado	Pepsi Center	WSF/#7	1-0 W	Forsberg
4/15/04	St. Louis	HP Pavilion	WQF/#5	1-3 L	Smith
4/28/04	Colorado	Pepsi Center	WSF/#4	1-0 W OT	Sakic
5/01/04	Colorado	HP Pavilion	WSF/#5	2-1 W OT	Sakic
5/04/04	Colorado	Pepsi Center	WSF/#6	1-3 L	Goc
4/30/06	Nashville	Gaylord Entertainment Center	WQF/#5	2-1 L	Marleau
4/20/07	Nashville	Nashville Arena	WQF/#5	3-2 L	Marleau
4/20/08	Calgary	Pengrowth Saddledome	WQF/#6	2-0 W	Nolan
4/22/08	Calgary	HP Pavilion	WQF/#7	3-5 L	Pavelski
4/24/10	Colorado	Pepsi Center	WQF/#6	2-5 L	Pavelski
5/6/10	Detroit	Joe Louis Arena	WSF/#4	7-1 W	Zetterberg
5/8/10	Detroit	HP Pavilion	WSF/#5	1-2 L	Marleau
4/23/11	Los Angeles	HP Pavilion	WQF/#5	3-1 W	Clifford
4/25/11	Los Angeles	Staples Center	WQF/#6	3-4 L	Thornton
5/6/11	Detroit	Joe Louis Arena	WSF/#4	4-3 W	Helm
5/8/11	Detroit	HP Pavilion	WSF/#5	4-3 W	Holmstrom
5/10/11	Detroit	Joe Louis Arena	WSF/#6	3-1 W	Filppula
5/12/11	Detroit	HP Pavilion	WSF/#7	2-3 L	Marleau
5/7/13	Vancouver	HP Pavilion	WQF/#4	3-4 L	Marleau
5/28/13	Los Angeles	Staples Center	WSF/#7	2-1 W	Williams
4/24/14	Los Angeles	Staples Center	FR/#4	6-3 W	Toffoli
4/26/14	Los Angeles	SAP Center	FR/#5	3-0 W	Toffoli
4/28/14	Los Angeles	Staples Center	FR/#6	4-1 W	Williams
4/30/14	Los Angeles	SAP Center	FR/#7	5-1 W	Kopitar
4/22/16	Los Angeles	Staples Center	FR/#5	3-6 L	Donskoi
5/9/16	Nashville	Bridgestone Arena	SR/#6	4-3 W OT	Arvidsson
5/12/16	Nashville	SAP Center	SR/#7	0-5 L	Pavelski
5/25/16	St. Louis	SAP Center	WCF/#6	2-5 L	Ward
4/18/18	Anaheim	SAP Center	FR/#4	1-2 L	Hertl

POSSIBLE PLAYOFF ELIMINATION GAMES PLAYED: 39

OPPONENTS RECORD: 21-18 HOME: 14-9 ROAD: 7-9



SHARKS PLAYOFF RECORD BY GAME OF SERIES

GAME ONE

DATE	OPPONENT	ROUND	LOCATION	SCORE	OT	GWG	GOALTENDERS (SJ/OPP)
4/26/18	Vegas	SR	T-Mobile Arena	0-7 L		Eakin	JONES-Dell/Fleury
4/12/18	Anaheim	FR	Honda Center	3-0 W		Kane	Jones/Gibson
4/12/17	Edmonton	FR	Rogers Place	3-2 W OT	3:22	Karlsson	Jones/Talbot
5/30/16	Pittsburgh	SCF	CONSOL Energy Center	2-3 L	-	Bonino	Jones/Murray
5/15/16	St. Louis	WCF	Scottrade Center	1-2 L	-	Lehtera	Jones/Elliott
4/29/16	Nashville	SR	SAP Center	5-2 W	-	Ward	Jones/RINNE-Hutton
4/14/16	Los Angeles	FR	Staples Center	4-3 W	-	Pavelski	Jones/Quick
4/17/14	Los Angeles	FR	SAP Center	6-3 W	-	Torres	Niemi/QUICK-Jones
5/14/13	Los Angeles	WSF	Staples Center	0-2 L	-	Voynov	Niemi/Quick
5/1/13	Vancouver	WQF	Rogers Arena	3-1 W	-	Boyle	Niemi/Luonggo
4/12/12	St. Louis	WQF	Scottrade Center	3-2 W (2 OT)	23:34	Havlat	Niemi/Halak
5/15/11	Vancouver	WCF	Rogers Arena	2-3 L	-	H. Sedin	Niemi/Luonggo
4/29/11	Detroit	WSF	HP Pavilion	2-1 W	7:03	Ferriero	Niemi/Howard
4/14/11	Los Angeles	WQF	HP Pavilion	3-2 W OT	14:44	Pavelski	Niemi/Quick
5/16/10	Chicago	WCF	HP Pavilion	1-2 L	-	Byfuglien	Nabokov/Niemi
4/29/10	Detroit	WSF	HP Pavilion	4-3 W	-	Pavelski	Nabokov/Howard
4/14/10	Colorado	WQF	HP Pavilion	1-2 L	-	Stewart	Nabokov/Anderson
4/16/09	Anaheim	WQF	HP Pavilion	0-2 L	-	S. Niedermayer	Nabokov/Hiller
4/25/08	Dallas	WSF	HP Pavilion	2-3 L OT	4:39	Morrow	Nabokov/Turco
4/9/08	Calgary	WQF	HP Pavilion	2-3 L	-	Yelle	Nabokov/Kiprusoff
4/26/07	Detroit	WSF	Joe Louis Arena	2-0 W	-	Carle	Nabokov/Hasek
4/11/07	Nashville	WQF	Nashville Arena	5-4 W (2 OT)	28:14	Rissmiller	Nabokov/Vokoun
5/7/06	Edmonton	WSF	HP Pavilion	2-1 W	-	Ehrhoff	Toskala/Roloson
4/21/06	Nashville	WQF	Gaylord Entertainment Center	3-4 L	-	Hall	Toskala/Mason
5/9/04	Calgary	WCF	HP Pavilion	3-4 L OT	18:43	Montador	Nabokov/Kiprusoff
4/22/04	Colorado	WSF	HP Pavilion	5-2 W	-	Hannan	Nabokov/AEBISCHER-Salo
4/8/04	St. Louis	WQF	HP Pavilion	1-0 W OT	9:16	Dimitrakos	Nabokov/Osgood
5/1/02	Colorado	WSF	Pepsi Center	6-3 W	-	Marleau	Nabokov/Roy
4/12/02	Phoenix	WQF	Compaq Center	2-1 W	-	Marleau	Nabokov/Burke
4/12/01	St. Louis	WQF	Savvis Center	1-3 L	-	Young	Nabokov/Turek
4/28/00	Dallas	WSF	Reunion Arena	0-4 L	-	Gavey	Shields/Belfour
4/12/00	St. Louis	WQF	Kiel Center	3-5 L	-	Pronger	Shields/Turek
4/24/99	Colorado	WQF	San Jose Arena	1-3 L	-	Ozalinish	Vernon/Roy
4/22/98	Dallas	WQF	Reunion Arena	1-4 L	-	Lind	Vernon/Belfour
5/21/95	Detroit	WSF	Joe Louis Arena	0-6 L	-	Ciccarelli	Flaherty/Vernon
5/7/95	Calgary	WQF	Saddledome	5-4 W	-	Baker	Irbe/Tabaracci-KIDD
5/2/94	Toronto	WSF	Maple Leaf Gardens	3-2 W	-	Garpenlov	Irbe/Potvin
4/18/94	Detroit	WQF	Joe Louis Arena	5-4 W	-	Kroupa	Irbe/Essensa

ALL-TIME GAME ONE RECORD: 20-18 HOME: 9-7 ROAD 11-11

GAME TWO

DATE	OPPONENT	ROUND	LOCATION	SCORE	OT	GWG	GOALTENDERS (S/J/OPP)
4/28/18	Vegas	SR	T-Mobile Arena	4-3 W	2:13	Couture	Jones/Fleury
4/14/18	Anaheim	FR	Honda Center	3-2 W		Hertl	Jones/Gibson
4/14/17	Edmonton	FR	Rogers Place	0-2 L		McDavid	Jones/Talbot
6/1/16	Pittsburgh	SCF	CONSOL Energy Center	1-2 L	2:35	Sheary	Jones/Murray
5/17/16	St. Louis	WCF	Scottrade Center	4-0 W	-	Wingels	Jones/Elliott
5/1/16	Nashville	SR	SAP Center	3-2 W	-	Thornton	Jones/Rinne
4/16/16	Los Angeles	FR	Staples Center	2-1 W	-	Couture	Jones/Quick
4/20/14	Los Angeles	FR	SAP Center	7-2 W	-	Braun	Niemi/QUICK-Jones
5/16/13	Los Angeles	WSF	Staples Center	3-4 L	-	Lewis	Niemi/Quick
5/3/13	Vancouver	WQF	Rogers Arena	3-2 W	5:31	Torres	Niemi/Luongo
4/14/12	St. Louis	WQF	Scottrade Center	0-3 L	-	Sobotka	Niemi/HALAK-Elliott
5/18/11	Vancouver	WCF	Rogers Arena	3-7 L	-	Higgins	NIEMI-Niittymäki/Luongo
5/1/11	Detroit	WSF	HP Pavilion	2-1 W	-	Wallin	Niemi/Howard
4/16/11	Los Angeles	WQF	HP Pavilion	0-4 L	-	Johnson	Niemi/Quick
5/18/10	Chicago	WCF	HP Pavilion	2-4 L	-	Toews	Nabokov/Niemi
5/2/10	Detroit	WSF	HP Pavilion	4-3 W	-	Thornton	Nabokov/Howard
4/16/10	Colorado	WQF	HP Pavilion	6-5 W	5:22	Setoguchi	Nabokov/Anderson
4/19/09	Anaheim	WQF	HP Pavilion	2-3 L	-	Miller	Nabokov/Hiller
4/27/08	Dallas	WSF	HP Pavilion	2-5 L	-	Modano	NABOKOV-Boucher/Turco
4/10/08	Calgary	WQF	HP Pavilion	2-0 W	-	Pavelski	Nabokov/Kiprusoff
4/28/07	Detroit	WSF	Joe Louis Arena	2-3 L	-	Datsyuk	Nabokov/Hasek
4/13/07	Nashville	WQF	Nashville Arena	2-5 L	-	Dumont	Nabokov/Vakoun
5/8/06	Edmonton	WSF	HP Pavilion	2-1 W	-	J. Thornton	Toskala/Rolason
4/23/06	Nashville	WQF	Gaylord Entertainment Center	3-0 W	-	Cheechoo	Toskala/Mason
5/11/04	Calgary	WCF	HP Pavilion	1-4 L	-	Donovan	Nabokov/Kiprusoff
4/24/04	Colorado	WSF	HP Pavilion	4-1 W	-	Marleau	Nabokov/Aebischer
4/10/04	St. Louis	WQF	HP Pavilion	3-1 W	-	Marleau	Nabokov/OSGOOD-Divis
5/4/02	Colorado	WSF	Pepsi Center	2-8 L	-	Forsberg	NABOKOV-Kiprusoff/Roy
4/20/02	Phoenix	WQF	Compaq Center	1-3 L	-	Briere	Nabokov/Burke
4/14/01	St. Louis	WQF	Savvis Center	1-0 W	-	Thornton	Nabokov/Turek
4/30/00	Dallas	WSF	Reunion Arena	0-1 L	-	Modano	Shields/Belfour
4/15/00	St. Louis	WQF	Kiel Center	4-2 W	-	Ricci	Shields/Turek
4/26/99	Colorado	WQF	San Jose Arena	1-2 L	7:53	Hejduk	Vernon/Roy
4/24/98	Dallas	WQF	Reunion Arena	2-5 L	-	Verbeek	VERNON-Hrudey/Belfour
5/23/95	Detroit	WSF	Joe Louis Arena	2-6 L	-	Yzerman	Irbe/Vernon
5/9/95	Calgary	WQF	Saddledome	5-4 W	12:21	Dahlen	Irbe/Kidd
5/4/94	Toronto	WSF	Maple Leaf Gardens	1-5 L	-	Gartner	Irbe/Potvin
4/20/94	Detroit	WQF	Joe Louis Arena	0-4 L	-	Burr	Irbe/Osgood

ALL-TIME GAME TWO RECORD: 18-20 HOME: 9-7 ROAD: 9-13



GAME THREE

DATE	OPPONENT	ROUND	LOCATION	SCORE	OT	GWG	GOALTENDERS (SJ/OPP)
5/30/18	Vegas	SR	SAP Center	3-4 L OT	8:17	Karlsson	Jones/Fleury
4/16/18	Anaheim	FR	SAP Center	8-1 W	-	Donskoi	Jones/GIBSON-Miller
4/16/17	Edmonton	FR	SAP Center	0-1 L	-	Kassian	Jones/Talbot
6/4/16	Pittsburgh	SCF	SAP Center	3-2 W OT	12:18	Donskoi	Jones/Murray
5/19/16	St. Louis	WCF	SAP Center	3-0 W	-	Herli	Jones/ELLIOTT-Allen
5/3/16	Nashville	SR	Bridgestone Arena	1-4 L	-	Weber	Jones/Rinne
4/18/16	Los Angeles	FR	SAP Center	1-2 L OT	3:47	Pearson	Jones/Quick
4/22/14	Los Angeles	FR	Staples Center	4-3 W OT	6:20	Marleau	Niemi/Quick
5/18/13	Los Angeles	WSF	HP Pavilion	2-1 W OT	1:29	Couture	Niemi/Quick
5/5/13	Vancouver	WQF	HP Pavilion	5-2 W	-	Couture	Niemi/SCHNEIDER-Luongo
4/16/12	St. Louis	WQF	HP Pavilion	3-4 L	-	Steen	Niemi/Elliott
5/20/11	Vancouver	WCF	HP Pavilion	4-3 W	-	Boyle	Niemi/Luongo
5/4/11	Detroit	WSF	Joe Louis Arena	4-3 W OT	9:21	Setoguchi	Niemi/Howard
4/19/11	Los Angeles	WQF	Staples Center	6-5 W OT	3:09	Setoguchi	Niemi-NIITYMAKI/Quick
5/21/10	Chicago	WCF	United Center	2-3 L OT	12:24	Byfuglien	Nabokov/Niemi
5/4/10	Detroit	WSF	Joe Louis Arena	4-3 W OT	7:07	Marleau	Nabokov/Howard
4/18/10	Colorado	WQF	Pepsi Center	0-1 L OT	0:54	O'Reilly	Nabokov/Anderson
4/21/09	Anaheim	WQF	Honda Center	4-3 W	-	Marleau	Nabokov/Hiller
4/29/08	Dallas	WSF	American Airlines Center	1-2 L OT	4:37	Norstrom	Nabokov/Turco
4/13/08	Calgary	WQF	Pengrowth Saddledome	3-4 L	-	Nolan	Nabokov/Kiprusoff/JOSEPH
4/30/07	Detroit	WSF	HP Pavilion	2-1 W	-	Cheechoo	Nabokov/Hasek
4/16/07	Nashville	WQF	HP Pavilion	3-1 W	-	Clowe	Nabokov/Vokoun
5/10/06	Edmonton	WSF	Rexall Place	2-3 L (3 OT)	42:24	Horcoff	Toskala/Roloson
4/25/06	Nashville	WQF	HP Pavilion	4-1 W	-	Bernier	Toskala/Mason
5/13/04	Calgary	WCF	Pengrowth Saddledome	3-0 W	-	Damphousse	Nabokov/Kiprusoff
4/26/04	Colorado	WSF	Pepsi Center	1-0 W	-	Damphousse	Nabokov/Aebischer
4/12/04	St. Louis	WQF	Savvis Center	1-4 L	-	Drake	Nabokov/Osgood
5/6/02	Colorado	WSF	Compaq Center	6-4 W	-	Marleau	Nabokov/Roy
4/22/02	Phoenix	WQF	America West Arena	4-1 W	-	Graves	Nabokov/Burke
4/16/01	St. Louis	WQF	Compaq Center	3-6 L	-	Drake	NABOKOV-Kiprusoff/Turek
5/2/00	Dallas	WSF	San Jose Arena	2-1 W	-	Nolan	Shields/Belfour
4/17/00	St. Louis	WQF	San Jose Arena	2-1 W	-	Nolan	Shields/Turek
4/28/99	Colorado	WQF	McNichols Arena	4-2 W	-	Sturm	Vernon/Roy
4/26/98	Dallas	WQF	San Jose Arena	4-1 W	-	Nolan	Vernon-BELFOUR/Fernandez
5/25/95	Detroit	WSF	San Jose Arena	2-6 L	-	S. Kozlov	Flaherty,Vernon
5/11/95	Calgary	WQF	San Jose Arena	2-9 L	-	Sullivan	IRBE-Flaherty/Kidd
5/6/94	Toronto	WSF	San Jose Arena	5-2 W	-	Dahlen	Irbe/POTVIN-Rhodes
4/22/94	Detroit	WQF	San Jose Arena	2-3 L	-	Burr	Irbe/Osgood

ALL-TIME GAME THREE RECORD: 23-15 HOME: 14-8 ROAD: 9-7

GAME FOUR

DATE	OPPONENT	ROUND	LOCATION	SCORE	OT	GWG	GOALTENDERS (SJ/OPP)
5/2/18	Vegas	SR	SAP Center	4-0 W	-	Sorensen	Jones/Fleury
4/18/18	Anaheim	FR	SAP Center	2-1 W*	-	Hertl	Jones/Gibson
4/18/17	Edmonton	FR	SAP Center	7-0 W	-	Pavelski	Jones-TALBOT/Brossoit
6/6/16	Pittsburgh	SCF	SAP Center	1-3 L	-	Malkin	Jones/Murray
5/21/16	St. Louis	WCF	SAP Center	3-6 L	-	Brodziak	JONES-Reimer/Allen
5/5/16	Nashville	SR	Bridgestone Arena	3-4 L (3OT)	51:12	Fisher	Jones-Rinne
4/20/16	Los Angeles	FR	SAP Center	3-2 W	-	Marleau	Jones-Quick
4/24/14	Los Angeles	FR	Staples Center	3-6 L	-	Toffoli	NIEMI-Stalock/Quick
5/21/13	Los Angeles	WSF	HP Pavilion	2-1 W	-	Couture	Niemi/Quick
5/7/13	Vancouver	WQF	HP Pavilion	4-3 W OT*	13:18	Marleau	Niemi/Schneider
4/19/12	St. Louis	WQF	HP Pavilion	1-2 L	-	McDonald	Niemi/Elliott
5/22/11	Vancouver	WCF	HP Pavilion	2-4 L	-	Salo	Niemi/Luongo
5/6/11	Detroit	WSF	Joe Louis Arena	3-4 L	-	Helm	Niemi/Howard
4/21/11	Los Angeles	WQF	Staples Center	6-3 W	-	Thornton	Niemi/Quick
5/23/10	Chicago	WCF	United Center	2-4 L*	-	Byfuglien	Nabokov/Niemi
5/6/10	Detroit	WSF	Joe Louis Arena	1-7 L	-	Zetterberg	NABOKOV-Greiss/Howard
4/20/10	Colorado	WQF	Pepsi Center	2-1 W OT	10:24	Pavelski	Nabokov/Anderson
4/23/09	Anaheim	WQF	Honda Center	0-4 L	-	Ryan	Nabokov/Hiller
4/30/08	Dallas	WSF	American Airlines Center	2-1 W	-	Michalek	Nabokov/Turco
4/15/08	Calgary	WQF	Pengrowth Saddledome	3-2 W	-	Thornton	Nabokov/Kiprusoff
5/2/07	Detroit	WSF	HP Pavilion	2-3 L OT	16:04	Schneider	Nabokov/Hasek
4/18/07	Nashville	WQF	HP Pavilion	3-2 W	-	Michalek	Nabokov/Vokoun
5/12/06	Edmonton	WSF	Rexall Place	3-6 L	-	J. Smith	Toskala/Roloson
4/27/06	Nashville	WQF	HP Pavilion	5-4 W	-	Marleau	Toskala/Mason
5/16/04	Calgary	WCF	Pengrowth Saddledome	4-1 W	-	Damphousse	Nabokov/KIPRUSOFF-Turek
4/28/04	Colorado	WSF	Pepsi Center	0-1 L OT	5:15	Sakic	Nabokov/Aebischer
4/13/04	St. Louis	WQF	Savvis Center	4-3 W	-	Korolyuk	Nabokov/Osgood
5/8/02	Colorado	WSF	Compaq Center	1-4 L	-	Sakic	Nabokov/Roy
4/24/02	Phoenix	WQF	America West Arena	2-1 W	-	Ricci	Nabokov/Burke
4/17/01	St. Louis	WQF	Compaq Center	3-2 W	-	Nolan	Kiprusoff/Turek
5/5/00	Dallas	WSF	San Jose Arena	5-4 L	-	Nieuwendyk	Shields/Belfour
4/19/00	St. Louis	WQF	San Jose Arena	3-2 W	-	Suter	Shields/Turek
4/30/99	Colorado	WQF	McNichols Arena	7-3 W	-	Korolyuk	Vernon/ROY, Billington
4/28/98	Dallas	WQF	San Jose Arena	1-0 W OT	6:31	Zyuzin	Vernon/Belfour
5/27/95	Detroit	WSF	San Jose Arena	2-6 L	-	Brown	Flaherty/Vernon
5/13/95	Calgary	WQF	San Jose Arena	4-6 L	-	Reichel	Irbe/Kidd
5/8/94	Toronto	WSF	San Jose Arena	3-8 L	-	Clark	IRBE-Waite/Polvin
4/23/94	Detroit	WQF	San Jose Arena	4-3 W	-	Makarov	Irbe/Osgood

ALL-TIME GAME FOUR RECORD: 20-18 HOME: 12-10 ROAD: 8-8



GAME FIVE

DATE	OPPONENT	ROUND	LOCATION	SCORE	OT	GWG	GOALTENDERS (SJ/OPP)
5/4/18	Vegas	SR	T-Mobile Arena	3-5 L	-	Tuch	JONES-Dell/Fleury
4/20/17	Edmonton	FR	Rogers Place	3-4 L OT	18:15	Desharnais	Jones/Talbot
6/9/16	Pittsburgh	SCF	CONSOL Energy Center	4-2 W	-	Karlsson	Jones/Murray
5/23/16	St. Louis	WCF	Scottrade Center	6-3 W	-	Pavelski	Jones/Allen
5/7/16	Nashville	SR	SAP Center	5-1 W	-	Pavelski	Jones/RINNE-Hutton
4/22/16	Los Angeles	FR	Staples Center	6-3 W*	-	Donskoi	Jones/Quick
4/26/14	Los Angeles	FR	SAP Center	0-3 L	-	Toffoli	NIEMI-Stalock/Quick
5/23/13	Los Angeles	WSF	Staples Center	0-3 L	-	Kopitar	Niemi/Quick
4/21/12	St. Louis	WQF	Scottrade Center	1-3 L*	-	Perron	Niemi/Elliott
5/24/11	Vancouver	WCF	Rogers Arena	2-3 L 2 OT*	30:18	Bieksa	Niemi/Luongo
5/8/11	Detroit	WSF	HP Pavilion	3-4 L	-	Holmstrom	Niemi/Howard
4/23/11	Los Angeles	WQF	HP Pavilion	1-3 L	-	Clifford	NIEMI-Nittymani/Quick
5/8/10	Detroit	WSF	HP Pavilion	2-1 W*	-	Marleau	Nabokov/Howard
4/22/10	Colorado	WQF	HP Pavilion	5-0 W	-	Couture	Nabokov/ ANDERSON-Budaj
4/25/09	Anaheim	WQF	HP Pavilion	3-2 W OT	6:02	Marleau	Nabokov/Hiller
5/2/08	Dallas	WSF	HP Pavilion	3-2 W OT	1:05	Pavelski	Nabokov/Turco
4/17/08	Calgary	WQF	HP Pavilion	4-3 W	-	Cheechoo	Nabokov/Kiprusoff
5/5/07	Detroit	WSF	Joe Louis Arena	1-4 L	-	Datsyuk	Nabokov/Hasek
4/20/07	Nashville	WQF	Nashville Arena	3-2 W*	-	Marleau	Nabokov/Vokoun
5/14/06	Edmonton	WSF	HP Pavilion	3-6 L	-	Pisani	Toskala/Roloson
4/30/06	Nashville	WQF	Gaylord Entertainment Center	2-1 W*	-	Marleau	Toskala/Mason
5/17/04	Calgary	WCF	HP Pavilion	0-3 L	-	Iginla	Nabokov/Kiprusoff
5/1/04	Colorado	WSF	HP Pavilion	1-2 L OT	1:54	Sakic	Nabokov/Aebischer
4/15/04	St. Louis	WQF	HP Pavilion	3-1 W	-	Smith	Nabokov/Osgood
5/11/02	Colorado	WSF	Pepsi Center	5-3 W	-	Selanne	Nabokov/Roy
4/26/02	Phoenix	WQF	Compaq Center	4-1 W	-	Graves	Nabokov/Burke
4/19/01	St. Louis	WQF	Savvis Center	2-3 L OT	9:54	Salvador	Kiprusoff/Turek
5/7/00	Dallas	WSF	Reunion Arena	1-4 L*	-	Thornton	Shields/Belfour
4/21/00	St. Louis	WQF	Kiel Center	3-5 L	-	Pronger	Shields/Turek
5/1/99	Colorado	WQF	McNichols Arena	2-6 L	-	Sakic	Shields/Roy
4/30/98	Dallas	WQF	Reunion Arena	2-3 L	-	Modano	Vernon/Belfour
5/15/95	Calgary	WQF	Saddledome	0-5 L	-	Nieuwendyk	IRBE-Flaherty/Kidd
5/10/94	Toronto	WSF	San Jose Arena	5-2 W	-	Makarov	Irbe/Potvin
4/26/94	Detroit	WQF	San Jose Arena	6-4 W	-	Garpenlov	Irbe/OSGOOD-Essensa

ALL-TIME GAME FIVE RECORD: 16-18 HOME: 10-6 ROAD: 6-12



GAME SIX

DATE	OPPONENT	ROUND	LOCATION	SCORE	OT	GWG	GOALTENDERS (SJ/OPP)
5/6/18	Vegas	SR	SAP Center	0-3 L*		Marchessault	Jones/Fleury
4/22/17	Edmonton	FR	SAP Center	1-3 L*	-	Slepyshev	Jones/Talbot
6/12/16	Pittsburgh	SCF	SAP Center	1-3 L*	-	Letang	Jones/Murray
5/25/16	St. Louis	WCF	SAP Center	5-2 W*	-	Ward	Jones/Elliott
5/9/16	Nashville	SR	Bridgestone Arena	3-4 L OT	2:03	Arvidsson	Jones/Rinne
4/28/14	Los Angeles	FR	Staples Center	1-4 L	-	Williams	Stalock/Quick
5/26/13	Los Angeles	WSF	HP Pavilion	2-1 W	-	Galiardi	Niemi/Quick
5/10/11	Detroit	WSF	Joe Louis Arena	1-3 L	-	Filppula	Niemi/Howard
4/25/11	Los Angeles	WQF	Staples Center	4-3 W OT*	2:22	Thornton	Niemi/Quick
4/24/10	Colorado	WQF	Pepsi Center	5-2 W*	-	Pavelski	Nabokov/ Anderson
4/27/09	Anaheim	WQF	Honda Center	1-4 L*	-	Selanne	Nabokov/Hiller
5/4/08	Dallas	WSF	American Airlines Center	1-2 L (4 OT)*	69:03	Morrow	Nabokov/Turco
4/20/08	Calgary	WQF	Pengrowth Saddledome	0-2 L	-	Nolan	Nabokov/ Kiprusoff
5/7/07	Detroit	WSF	HP Pavilion	0-2 L	-	Samuelsson	Nabokov/Hasek
5/17/06	Edmonton	WSF	Rexall Place	0-2 L	-	Peca	Toskala/Roloson
5/19/04	Calgary	WCF	Pengrowth Saddledome	1-3 L	-	Gelinas	Nabokov/ Kiprusoff
5/4/04	Colorado	WSF	Pepsi Center	3-1 W*	-	Goc	Nabokov/ Aebischer
5/13/02	Colorado	WSF	Compaq Center	1-2 L OT	2:47	Forsberg	Nabokov/Roy
4/21/01	St. Louis	WQF	Compaq Center	1-2 L	-	Demitra	Nabokov/Turek
4/23/00	St. Louis	WQF	San Jose Arena	2-6 L	-	Hecht	SHIELDS- Nabokov/Turek
5/3/99	Colorado	WQF	San Jose Arena	2-3 L OT	13:12	Hejduk	Vernon/Roy
5/2/98	Dallas	WQF	San Jose Arena	2-3 L OT	3:43	Keane	Vernon/Belfour
5/17/95	Calgary	WQF	San Jose Arena	5-3 W	-	Janney	Flaherty/Kidd
5/12/94	Toronto	WSF	Maple Leaf Gardens	2-3 L OT	8:53	Gartner	Irbe/Potvin
4/28/94	Detroit	WQF	Joe Louis Arena	1-7 L	-	Chiasson	IRBE/Waite/ Osgood

ALL-TIME GAME SIX RECORD: 6-19 HOME: 3-9 ROAD: 3-10

GAME SEVEN

DATE	OPPONENT	ROUND	LOCATION	SCORE	OT	GWG	GOALTENDERS (SJ/OPP)
5/12/16	Nashville	SR	SAP Center	5-0 W	-	Pavelski	Jones/RINNE- Hutton
4/30/14	Los Angeles	FR	SAP Center	1-5 L	-	Kopitar	Niemi/Quick
5/28/13	Los Angeles	WSF	Staples Center	1-2 L	-	Williams	Niemi/Quick
5/12/11	Detroit	WSF	HP Pavilion	3-2 W	-	Marleau	Niemi/Howard
4/22/08	Calgary	WQF	HP Pavilion	5-3 W	-	Pavelski	Nabokov/KIPRUSOFF- Joseph
5/15/02	Colorado	WSF	Pepsi Center	0-1 L	-	Forsberg	Nabokov/Roy
4/25/00	St. Louis	WQF	Kiel Center	3-1 W	-	Nolan	Shields/Turek
5/19/95	Calgary	WQF	Saddledome	5-4 W (2 OT)	21:54	Whitney	Flaherty/Kidd
5/14/94	Toronto	WSF	Maple Leaf Gardens	2-4 L	-	Osborne	Irbe/Potvin
4/30/94	Detroit	WQF	Joe Louis Arena	3-2 W	-	Baker	Irbe/Osgood

ALL-TIME GAME SEVEN RECORD: 6-4 HOME: 3-1 ROAD: 3-3

SCF = Stanley Cup Final

WCF = Western Conference Final

WQF/FR = Western Conference Quarterfinals/First Round

WSF/SR = Western Conference Semifinals/Second Round



2018 SHARKS PLAYOFF SUMMARY

WESTERN CONFERENCE FIRST ROUND
SAN JOSE SHARKS VS. ANAHEIM DUCKS
SHARKS SUMMARY: WON-4 LOST-0

DATE	SCORE	ATT.	GOALTENDERS	GW GOAL
APRIL 12	SHARKS 3; @DUCKS 0	17,174	JONES/GIBSON	EVANDER KANE
APRIL 14	SHARKS 3; @DUCKS 2	17,430	JONES/GIBSON	TOMAS HERTL
APRIL 16	@SHARKS 8; DUCKS 1	17,562	JONES/GIBSON, MILLER	JOONAS DONSKOI
APRIL 18	@SHARKS 2; DUCKS 1	17,562	JONES/GIBSON	TOMAS HERTL

GOALS BY PERIOD	1ST	2ND	3RD	OT	TOTAL	SHOTS BY PERIOD	1ST	2ND	3RD	OT	TOTAL
SHARKS	4	8	4	0	16	SHARKS	34	52	43	0	129
DUCKS	2	1	1	0	4	DUCKS	33	53	46	0	132

INDIVIDUAL SCORING

SHARKS	GP	G	A	PTS	+/-	PIM	PP	SH	GW	OT	EN	S	PCTG
LOGAN COUTURE	4	2	3	5	2	0	1	0	0	0	0	9	22.2
JOE PAVELSKI	4	1	4	5	2	2	1	0	0	0	0	11	9.1
TOMAS HERTL	4	3	1	4	3	0	1	0	2	0	0	13	23.1
EVANDER KANE	4	3	1	4	0	4	2	0	1	0	0	21	14.3
MARCUS SORENSEN	4	3	1	4	4	2	0	0	0	0	0	5	60.0
JOONAS DONSKOI	4	1	2	3	2	0	0	0	1	0	0	2	50.0
TIMO MEIER	4	1	2	3	1	6	1	0	0	0	0	11	9.1
MELKER KARLSSON	4	0	3	3	3	2	0	0	0	0	0	4	0.0
BRENT BURNS	4	1	1	2	2	0	0	0	0	0	0	15	6.7
MIKKEL BOEDKER	4	0	2	2	2	0	0	0	0	0	0	6	0.0
BRENDEN DILLON	4	0	2	2	4	4	0	0	0	0	0	2	0.0
KEVIN LABANC	4	0	2	2	1	0	0	0	0	0	0	4	0.0
MARC-EDOUARD VLASIC	4	0	2	2	3	0	0	0	0	0	0	6	0.0
ERIC FEHR	4	1	0	1	3	4	0	0	0	0	0	3	33.3
CHRIS TIERNEY	4	0	1	1	1	0	0	0	0	0	0	6	0.0
JUSTIN BRAUN	4	0	0	0	3	2	0	0	0	0	0	2	0.0
DYLAN DEMELO	4	0	0	0	2	2	0	0	0	0	0	6	0.0
PAUL MARTIN	4	0	0	0	2	2	0	0	0	0	0	3	0.0

POWER PLAY: 6-20 (30.0%) PENALTY KILLING: 10-12 (83.3%)

GOALTENDING SHARKS	GP	MIN	W-L-T	SO	GA	SA	SV	GAA	SV%
MARTIN JONES	4	240	4-0-0	1	1	132	128	1.00	.970

2018 SHARKS PLAYOFF SUMMARY

WESTERN CONFERENCE SECOND ROUND

SAN JOSE SHARKS VS. VEGAS GOLDEN KNIGHTS

SHARKS SUMMARY: WON-2 LOST-4

DATE	SCORE	ATT.	GOALTENDERS	GW GOAL
APRIL 26	SHARKS 0; @GOLDEN KNIGHTS 7	18,444	JONES, DELL/FLEURY	CODY EAKIN
APRIL 28	SHARKS 4; @GOLDEN KNIGHTS 3	18,671	JONES/FLEURY	LOGAN COUTURE
APRIL 30	@SHARKS 3; GOLDEN KNIGHTS 4	17,562	JONES/FLEURY	WILLIAM KARLSSON
MAY 2	@SHARKS 4; GOLDEN KNIGHTS 0	17,562	JONES/FLEURY	MARCUS SORENSEN
MAY 4	SHARKS 3; @GOLDEN KNIGHTS 5	18,693	JONES, DELL/FLEURY	ALEX TUCH
MAY 6	@SHARKS 0; GOLDEN KNIGHTS 3	17,562	JONES/FLEURY	JONATHAN MARCHESSAULT

GOALS BY PERIOD	1ST	2ND	3RD	OT	TOTAL	SHOTS BY PERIOD	1ST	2ND	3RD	OT	TOTAL
SHARKS	2	5	6	1	14	SHARKS	71	69	58	16	214
GOLDEN KNIGHTS	6	9	6	1	22	GOLDEN KNIGHTS	60	63	67	12	202

INDIVIDUAL SCORING

SHARKS	GP	G	A	PTS	+/-	PIM	PP	SH	GW	OT	EN	S	PCTG
LOGAN COUTURE	6	2	5	7	-2	4	1	0	1	1	0	23	8.7
TOMAS HERTL	6	3	2	5	-1	8	0	0	0	0	0	21	14.3
BRENT BURNS	6	2	3	5	-6	6	1	0	0	0	0	17	11.8
MIKKEL BOEDKER	6	1	3	4	-1	6	0	0	0	0	0	12	8.3
KEVIN LABANC	6	1	2	3	-2	2	1	0	0	0	0	11	9.1
JOE PAVELSKI	6	1	2	3	-5	6	1	0	0	0	0	19	5.3
TIMO MEIER	6	1	1	2	-2	4	1	0	0	0	0	18	5.6
BRENDEN DILLON	6	0	2	2	0	28	0	0	0	0	0	4	0.0
MARCUS SORENSEN	6	1	0	1	1	0	0	0	1	0	0	4	25.0
JOONAS DONSKOI	5	1	0	1	-3	0	0	0	0	0	0	9	11.1
EVANDER KANE	5	1	0	1	-5	19	0	0	0	0	0	14	7.1
JUSTIN BRAUN	6	0	1	1	-2	2	0	0	0	0	0	7	0.0
DYLAN DEMELO	6	0	1	1	3	2	0	0	0	0	0	11	0.0
ERIC FEHR	6	0	1	1	0	2	0	0	0	0	0	9	0.0
CHRIS TIERNEY	6	0	1	1	-3	2	0	0	0	0	0	10	0.0
MELKER KARLSSON	6	0	0	0	-1	0	0	0	0	0	0	10	0.0
MARC-EDOUARD VLASIC	6	0	0	0	-3	6	0	0	0	0	0	9	0.0
PAUL MARTIN	3	0	0	0	-4	0	0	0	0	0	0	1	0.0
JOAKIM RYAN	3	0	0	0	-2	0	0	0	0	0	0	3	0.0
BARCLAY GOODROW	2	0	0	0	0	0	0	0	0	0	0	2	0.0

POWER PLAY: 6-20 (30.0%) PENALTY KILLING: 10-12 (83.3%)

GOALTENDING SHARKS	GP	MIN	W-L-T	SO	GA	SA	SV	GAA	SV%
MARTIN JONES	6	345	2-4-0	1	18	172	154	3.13	.895
AARON DELL	2	47	0-0-0	0	2	28	26	2.57	.929



2017 SHARKS PLAYOFF SUMMARY

WESTERN CONFERENCE FIRST ROUND
SAN JOSE SHARKS VS. EDMONTON OILERS
SHARKS SUMMARY: WON-2 LOST-4

DATE	SCORE	ATT.	GOALTENDERS	GW GOAL
APRIL 12*	SHARKS 3; @OILERS 2	18,347	JONES/TALBOT	MELKER KARLSSON
APRIL 14	SHARKS 0; OILERS 2	18,347	JONES/TALBOT	ZACK KASSIAN
APRIL 16	@SHARKS 0; OILERS 1	17,562	JONES/TALBOT	ZACK KASSIAN
APRIL 18	@SHARKS 7; OILERS 0	17,562	JONES/TALBOT, BROSSOIT	JOE PAVELSKI
APRIL 20*	SHARKS 3; OILERS 4	18,347	JONES/TALBOT	DAVID DESHARNAIS
APRIL 22	@SHARKS 1; OILERS 3	17,562	JONES/TALBOT	ANTON SLEPYASHEV

* - Overtime ** - Shootout

GOALS BY PERIOD	1ST	2ND	3RD	OT	TOTAL	SHOTS BY PERIOD	1ST	2ND	3RD	OT	TOTAL
SHARKS	4	6	3	1	14	SHARKS	65	52	48	8	173
OILERS	3	4	4	1	12	OILERS	59	52	42	16	169

INDIVIDUAL SCORING

SHARKS	GP	G	A	PTS	+/-	PIM	PP	SH	GW	OT	EN	S	PCTG
PATRICK MARLEAU	6	3	1	4	-1	0	1	0	0	0	0	12	25.0
JOE PAVELSKI	6	2	2	4	-1	0	1	0	1	0	0	16	12.5
JOEL WARD	6	1	3	4	0	4	1	0	0	0	0	9	11.1
LOGAN COUTURE	6	2	1	3	-1	0	1	0	0	0	0	10	20.0
DAVID SCHLENKO	6	2	1	3	2	2	1	0	0	0	0	9	22.2
BRENT BURNS	6	0	3	3	-1	6	0	0	0	0	0	28	0.0
MARC-EDOUARD VLASIC	6	0	3	3	-1	2	0	0	0	0	0	9	0.0
MARCUS SORENSEN	6	1	1	2	1	0	0	0	0	0	0	5	20.0
MIKKEL BOEDKER	4	1	1	2	0	2	0	0	0	0	0	5	20.0
TOMAS HERTL	6	0	2	2	0	2	0	0	0	0	0	15	0.0
JOONAS DONSKOI	5	0	2	2	-3	0	0	0	0	0	0	5	0.0
JOE THORNTON	4	0	2	2	-1	0	0	0	0	0	0	4	0.0
MELKER KARLSSON	6	1	0	1	0	6	0	0	1	1	0	7	14.3
PAUL MARTIN	6	1	0	1	-1	4	0	0	0	0	0	5	20.0
JUSTIN BRAUN	6	0	1	1	-1	0	0	0	0	0	0	6	0.0
BRENDEN DILLON	6	0	1	1	1	4	0	0	0	0	0	3	0.0
JANNIK HANSEN	6	0	1	1	0	0	0	0	0	0	0	10	0.0
CHRIS TIERNEY	6	0	1	1	0	0	0	0	0	0	0	4	0.0
TIMO MEIER	5	0	0	0	0	2	0	0	0	0	0	11	0.0

POWER PLAY: 5-26 (19.2%) PENALTY KILLING: 14-16 (87.5%)

GOALTENDING SHARKS	GP	MIN	W-L-T	SO	GA	SA	SV	GAA	SV%
MARTIN JONES	6	377	2-4-0	1	11	168	157	1.75	.935

2016 SHARKS PLAYOFF SUMMARY

WESTERN CONFERENCE FIRST ROUND

SAN JOSE SHARKS VS. LOS ANGELES KINGS

SHARKS SUMMARY: WON-4 LOST-1

DATE	SCORE	ATT.	GOALTENDERS	GW GOAL
APRIL 14	SHARKS 4; @KINGS 3	18,230	JONES/QUICK	JOE PAVELSKI
APRIL 16	SHARKS 2; @KINGS 1	18,514	JONES/QUICK	LOGAN COUTURE
APRIL 18	@SHARKS 1; KINGS 2 OT	17,562	JONES/QUICK	TANNER PEARSON
APRIL 20	@SHARKS 3; KINGS 2	17,562	JONES/QUICK	PATRICK MARLEAU
APRIL 22	SHARKS 6; @KINGS 3	18,543	JONES/QUICK	JOONAS DONSKOI

GOALS BY PERIOD	1ST	2ND	3RD	OT	TOTAL	SHOTS BY PERIOD	1ST	2ND	3RD	OT	TOTAL
SHARKS	5	6	5	0	16	SHARKS	46	55	29	3	133
KINGS	2	5	3	1	11	KINGS	35	46	42	2	125

INDIVIDUAL SCORING

SHARKS	GP	G	A	PTS	+/-	PIM	PP	SH	GW	OT	EN	S	PCTG
BRENT BURNS	5	2	6	8	1	0	1	0	0	0	0	19	10.5
JOE PAVELSKI	5	5	1	6	2	0	2	0	1	0	0	14	35.7
LOGAN COUTURE	5	1	5	6	-2	0	1	0	1	0	0	8	12.5
PATRICK MARLEAU	5	1	3	4	0	0	1	0	1	0	0	8	12.5
JOEL WARD	5	0	4	4	0	6	0	0	0	0	0	6	0.0
JOONAS DONSKOI	5	2	1	3	-2	0	0	0	1	0	0	6	33.3
JOE THORNTON	5	1	2	3	2	0	0	0	0	0	0	7	14.3
TOMAS HERTL	5	1	1	2	4	2	0	0	0	0	0	8	12.5
MELKER KARLSSON	5	1	0	1	1	2	0	0	0	0	1	5	20.0
MATT NIETO	5	1	0	1	0	4	0	0	0	0	0	7	14.3
CHRIS TIERNEY	5	1	0	1	2	4	0	0	0	0	0	4	25.0
JUSTIN BRAUN	5	0	1	1	1	0	0	0	0	0	0	2	0.0
PAUL MARTIN	5	0	1	1	4	0	0	0	0	0	0	5	0.0
MARC-EDOUARD VLASIC	5	0	1	1	2	2	0	0	0	0	0	9	0.0
BRENDEN DILLON	5	0	0	0	-1	0	0	0	0	0	0	4	0.0
ROMAN POLAK	5	0	0	0	0	2	0	0	0	0	0	6	0.0
NICK SPALING	5	0	0	0	0	6	0	0	0	0	0	4	0.0
TOMMY WINGELS	5	0	0	0	1	2	0	0	0	0	0	11	0.0

POWER PLAY: 5-21 (23.8%) PENALTY KILLING: 11-14 (78.6%)

GOALTENDING SHARKS	GP	MIN	W-L-T	SO	GA	SA	SV	GAA	SV%
MARTIN JONES	5	303	4-1-0	0	11	125	114	2.18	.912



2016 SHARKS PLAYOFF SUMMARY

WESTERN CONFERENCE SECOND ROUND
SAN JOSE SHARKS VS. NASHVILLE PREDATORS
SUMMARY FOR SHARKS - WON-4 LOST-3

DATE	SCORE	ATT.	GOALTENDERS	GW GOAL
APRIL 29	@SHARKS 5; PREDATORS 2	17,026	JONES/RINNE, HUTTON	LOGAN COUTURE
MAY 1	@SHARKS 3; PREDATORS 2	17,562	JONES/RINNE	JOE THORNTON
MAY3	SHARKS 1; @PREDATORS 4	17,163	JONES/RINNE	SHEA WEBER
MAY 5	SHARKS 3; @PREDATORS 4 OT	17,188	JONES/RINNE	MIKE FISHER
MAY 7	@SHARKS 5; PREDATORS 1	17,562	JONES/RINNE, HUTTON	JOE PAVELSKI
MAY 9	SHARKS 3; @PREDATORS 4 OT	17,292	JONES/RINNE	VIKTOR ARVIDSSON
MAY 12	@SHARKS 5; PREDATORS 0	17,562	JONES/RINNE, HUTTON	JOE PAVELSKI

GOALS BY PERIOD	1ST	2ND	3RD	OT	TOTAL	SHOTS BY PERIOD	1ST	2ND	3RD	OT	TOTAL
SHARKS	8	5	12	0	25	SHARKS	70	62	53	26	211
PREDATORS	4	4	7	2	17	PREDATORS	58	64	75	20	217

INDIVIDUAL SCORING

SHARKS	GP	G	A	PTS	+/-	PIM	PP	SH	GW	OT	EN	S	PCTG
LOGAN COUTURE	7	6	5	11	4	0	3	0	1	0	1	24	25.0
JOE THORNTON	7	2	6	8	0	6	1	0	1	0	1	11	18.2
JOE PAVELSKI	7	4	3	7	-1	2	2	0	2	0	0	25	16.0
BRENT BURNS	7	2	5	7	2	6	1	0	0	0	0	24	8.3
MARC-EDOUARD VLASIC	7	0	7	7	5	4	0	0	0	0	0	16	0.0
PATRICK MARLEAU	7	3	2	5	-1	0	0	0	0	0	0	14	21.4
JOONAS DONSKOI	7	1	3	4	4	4	0	0	0	0	0	11	9.1
CHRIS TIERNEY	7	2	1	3	1	0	0	0	0	0	0	4	50.0
JOEL WARD	7	2	1	3	3	6	0	0	0	0	0	10	20.0
TOMAS HERTL	7	1	2	3	1	0	1	0	0	0	0	20	5.0
MELKER KARLSSON	7	1	1	2	-2	4	0	0	0	0	0	8	12.5
JUSTIN BRAUN	7	0	2	2	0	4	0	0	0	0	0	11	0.0
PAUL MARTIN	7	0	2	2	2	0	0	0	0	0	0	3	0.0
MATT NIETO	6	0	2	2	1	4	0	0	0	0	0	5	0.0
TOMMY WINGELS	5	1	0	1	1	2	0	0	0	0	1	6	16.7
NICK SPALING	7	0	1	1	0	0	0	0	0	0	0	4	0.0
BRENDEN DILLON	7	0	0	0	-2	6	0	0	0	0	0	9	0.0
ROMAN POLAK	7	0	0	0	-1	4	0	0	0	0	0	5	0.0
DAINIUS ZUBRUS	3	0	0	0	0	0	0	0	0	0	0	1	0.0

POWER PLAY: 8-21 (38.1%)PENALTY KILLING: 17-20 (85.0%)

GOALTENDING SHARKS	GP	MIN	W-L-T	SO	GA	SA	SV	GAA	SV%
MARTINJONES	7	473	4-3-0	1	17	217	200	2.16	.922

2016 SHARKS PLAYOFF SUMMARY

WESTERN CONFERENCE FINAL

SAN JOSE SHARKS VS. ST. LOUIS BLUES

SUMMARY FOR SHARKS - WON-4 LOST-2

DATE	SCORE	ATT.	GOALTENDERS	GW GOAL
MAY 15	SHARKS 1; @ BLUES 2	19,483	JONES/ELLIOTT	JORI LEHTERA
MAY 17	SHARKS 4; @BLUES 0	19,596	JONES/ELLIOTT	TOMMY WINGELS
MAY 19	@SHARKS 3; BLUES 0	17,562	JONES/ELLIOTT, ALLEN	TOMAS HERTL
MAY 21	@SHARKS 3; BLUES 6	17,562	REIMER, JONES/ALLEN	KYLE BRODZIAK
MAY 23	SHARKS 6; @BLUES 3	19,372	JONES/ALLEN	JOE PAVELSKI
MAY 25	@SHARKS 5; BLUES 2	17,562	JONES/ELLIOTT, ALLEN	JOEL WARD

GOALS BY PERIOD	1ST	2ND	3RD	OT	TOTAL	SHOTS BY PERIOD	1ST	2ND	3RD	OT	TOTAL
SHARKS	5	5	12	0	22	SHARKS	54	57	49	0	160
BLUES	5	4	4	0	13	BLUES	56	42	47	0	145

INDIVIDUAL SCORING

SHARKS	GP	G	A	PTS	+/-	PIM	PP	SH	GW	OT	EN	S	PCTG
JOE PAVELSKI	6	4	5	9	4	0	1	0	1	0	0	22	18.2
LOGAN COUTURE	6	1	6	7	3	8	0	0	0	0	1	16	6.2
JOE THORNTON	6	0	7	7	4	2	0	0	0	0	0	7	0.0
TOMAS HERTL	6	3	2	5	4	2	0	0	1	0	0	17	17.6
BRENT BURNS	6	2	3	5	5	2	2	0	0	0	0	17	11.8
JOEL WARD	6	4	0	4	0	2	1	0	1	0	1	9	44.4
CHRIS TIERNEY	6	2	1	3	2	2	0	0	0	0	1	4	50.0
MARC-EDOUARD VLASIC	6	1	2	3	6	2	0	0	0	0	0	11	9.1
PATRICK MARLEAU	6	0	3	3	3	6	0	0	0	0	0	7	0.0
JOONAS DONSKOI	6	2	0	2	0	0	0	0	0	0	0	8	25.0
DAINIUS ZUBRUS	6	1	1	2	2	0	0	0	0	0	1	6	16.7
PAUL MARTIN	6	0	2	2	4	2	0	0	0	0	0	8	0.0
MELKER KARLSSON	6	1	0	1	2	0	0	0	0	0	0	6	16.7
TOMMY WINGELS	6	1	0	1	2	17	0	0	1	0	0	5	20.0
JUSTIN BRAUN	6	0	1	1	6	2	0	0	0	0	0	9	0.0
BRENDEN DILLON	6	0	0	0	-1	5	0	0	0	0	0	2	0.0
ROMAN POLAK	6	0	0	0	-1	9	0	0	0	0	0	3	0.0
NICK SPALING	6	0	0	0	0	0	0	0	0	0	0	3	0.0

POWER PLAY: 4-21 (19.0%) PENALTY KILLING: 13-17 (76.5%)

GOALTENDING SHARKS	GP	MIN	W-L-T	SO	GA	SA	SV	GAA	SV%
MARTIN JONES	6	327	4-2-0	2	11	137	126	2.02	.920
JAMES REIMER	1	29	0-0-0	0	1	7	6	2.06	.857



2016 SHARKS PLAYOFF SUMMARY

STANLEY CUP FINAL

SAN JOSE SHARKS VS. PITTSBURGH PENGUINS

SHARKS SUMMARY: WON-2 LOST-4

DATE	SCORE	ATT.	GOALTENDERS	GW GOAL
MAY 30	SHARKS 2; @PENGUINS 3	18,596	JONES/MURRAY	NICK BONINO
JUNE 1	SHARKS 1; @PENGUINS 2 OT	18,655	JONES/MURRAY	CONOR SHEARY
JUNE 4	@SHARKS 3; PENGUINS 2 OT	17,562	JONES/MURRAY	JOONAS DONSKOI
JUNE 6	@SHARKS 1; PENGUINS 3	17,562	JONES/MURRAY	EVGENI MALKIN
JUNE 9	SHARKS 4; @PENGUINS 2	18,680	JONES/MURRAY	MELKER KARLSSON
JUNE 12	@SHARKS 1; PENGUINS 3	17,562	JONES/MURRAY	KRIS LETANG

GOALS BY PERIOD	1ST	2ND	3RD	OT	TOTAL	SHOTS BY PERIOD	1ST	2ND	3RD	OT	TOTAL
SHARKS	4	3	4	1	12	SHARKS	35	52	46	6	139
PENGUINS	7	4	3	1	15	PENGUINS	70	61	65	10	206

INDIVIDUAL SCORING

SHARKS	GP	G	A	PTS	+/-	PIM	PP	SH	GW	OT	EN	S	PCTG
LOGAN COUTURE	6	2	4	6	0	0	0	0	0	0	0	17	11.8
MELKER KARLSSON	6	2	2	4	2	4	0	0	1	0	0	6	33.3
BRENT BURNS	6	1	3	4	3	4	0	0	0	0	0	17	5.9
JUSTIN BRAUN	6	2	1	3	0	0	0	0	0	0	0	6	33.3
JOONAS DONSKOI	6	1	2	3	-2	0	0	0	1	1	0	10	10.0
JOE THORNTON	6	0	3	3	-4	2	0	0	0	0	0	9	0.0
JOEL WARD	6	1	1	2	-1	2	0	0	0	0	0	10	10.0
BRENDEN DILLON	6	0	2	2	-1	0	0	0	0	0	0	4	0.0
CHRIS TIERNEY	6	0	2	2	3	0	0	0	0	0	0	3	0.0
PATRICK MARLEAU	6	1	0	1	2	2	0	0	0	0	0	12	8.3
JOE PAVELSKI	6	1	0	1	-4	2	0	0	0	0	1	13	7.7
TOMAS HERTL	2	1	0	1	-1	0	1	0	0	0	0	5	20.0
MARC-EDOUARD VLASIC	6	0	1	1	1	4	0	0	0	0	0	4	0.0
PAUL MARTIN	6	0	0	0	-2	4	0	0	0	0	0	1	0.0
ROMAN POLAK	6	0	0	0	-3	0	0	0	0	0	0	10	0.0
NICK SPALING	6	0	0	0	1	0	0	0	0	0	0	4	0.0
TOMMY WINGELS	6	0	0	0	0	0	0	0	0	0	0	1	0.0
MATT NIETO	5	0	0	0	1	0	0	0	0	0	0	3	0.0
DAINIUS ZUBRUS	5	0	0	0	-1	6	0	0	0	0	0	4	0.0

POWER PLAY: 1-12 (8.3%)

PENALTY KILLING: 10-13 (76.9%)

GOALTENDING SHARKS	GP	MIN	W-L-T	SO	GA	SA	SV	GAA	SV%
MARTIN JONES	6	370	2-4-0	0	14	205	191	2.27	.932

2014 SHARKS PLAYOFF SUMMARY

WESTERN CONFERENCE FIRST ROUND

LOS ANGELES KINGS (#3) VS. SAN JOSE SHARKS (#2)

SHARKS SUMMARY: WON-3 LOST-4

DATE	SCORE	ATT.	GOALTENDERS	GW GOAL
APRIL 17	@ SHARKS 6; KINGS 3	17,562	NIEMI/QUICK, JONES	RAFFI TORRES
APRIL 20	@ SHARKS 7; KINGS 2	17,562	NIEMI/QUICK, JONES	JUSTIN BRAUN
APRIL 22	SHARKS 4; @ KINGS 3 OT	18,390	NIEMI/QUICK	PATRICK MARLEAU
APRIL 24	SHARKS 3; @KINGS 6	18,376	NIEMI, STALOCK/QUICK	TYLER TOFFOLI
APRIL 26	@ SHARKS 0; KINGS 3	17,562	NIEMI, STALOCK/QUICK	TYLER TOFFOLI
APRIL 28	SHARKS 1; @ KINGS 4	18,384	STALOCK/QUICK	JUSTIN WILLIAMS
APRIL 30	@ SHARKS 1; KINGS 5	17,562	NIEMI/QUICK	ANZE KOPITAR

GOALS BY PERIOD	1ST	2ND	3RD	OT	TOTAL	SHOTS BY PERIOD	1ST	2ND	3RD	OT	TOTAL
SHARKS	5	9	7	1	22	SHARKS	84	80	83	1	248
KINGS	6	8	12	0	26	KINGS	77	70	71	5	223

INDIVIDUAL SCORING

SHARKS	GP	G	A	PTS	+/-	PIM	PP	SH	GW	OT	EN	S	PCTG
PATRICK MARLEAU	7	3	4	7	0	2	0	0	1	1	0	25	12
JOE PAVELSKI	7	2	4	6	-3	2	1	0	0	0	0	27	7.4
JAMES SHEPPARD	7	2	4	6	3	6	0	0	0	0	0	10	20
MATTHEW NIETO	7	2	3	5	3	0	0	0	0	0	0	14	14.3
TOMAS HERTL	7	2	3	5	-3	2	0	0	0	0	0	19	10.5
DAN BOYLE	7	0	4	4	-1	8	0	0	0	0	0	17	0
JOE THORNTON	7	2	1	3	-6	8	1	0	0	0	0	16	12.5
RAFFI TORRES	7	2	1	3	3	18	0	0	1	0	0	6	33.3
BRENT BURNS	7	2	1	3	-5	23	1	0	0	0	0	33	6.1
MARC-EDOUARD VLASIC	5	1	2	3	0	0	1	0	0	0	0	10	10
LOGAN COUTURE	7	1	2	3	0	7	0	0	0	0	0	18	5.6
TOMMY WINGELS	7	0	3	3	-2	4	0	0	0	0	0	13	0
MIKE BROWN	6	1	1	2	1	26	0	0	0	0	0	4	25
JUSTIN BRAUN	7	1	1	2	1	7	0	0	1	0	0	7	14.3
SCOTT HANNAN	7	0	2	2	1	0	0	0	0	0	0	7	0
ANDREW DESJARDINS	7	0	2	2	0	31	0	0	0	0	0	3	0
MATT IRWIN	2	1	0	1	-1	0	0	0	0	0	0	4	25
JASON DEMERS	7	0	1	1	-4	12	0	0	0	0	0	10	0
MARTY HAVLAT	1	0	0	0	-1	0	0	0	0	0	0	1	0
ALEX STALOCK	3	0	0	0	0	0	0	0	0	0	0	0	0
ANTTI NIEMI	6	0	0	0	0	0	0	0	0	0	0	0	0
BRAD STUART	7	0	0	0	1	0	0	0	0	0	0	4	0

POWER PLAY: 4-32 (12.5%) PENALTY KILLING: 18-24 (75.0%)

GOALTENDING SHARKS	GP	MIN	GA	AVG	EN	SO	W	L	SHOTS	SAVE%
ANTTI NIEMI	6	305	19	3.74	2	0	3	3	164	0.884
ALEX STALOCK	3	117	4	2.05	1	0	0	1	56	0.929



2013 SHARKS PLAYOFF SUMMARY

WESTERN CONFERENCE QUARTERFINALS
VANCOUVER CANUCKS (#3) VS. SAN JOSE SHARKS (#6)
SHARKS SUMMARY: WON-4 LOST-0

DATE	SCORE	ATT.	GOALTENDERS	GW GOAL
MAY 1	SHARKS 3; @ CANUCKS 1	18,910	NIEMI/LUONGO	DAN BOYLE
MAY 3	SHARKS 3; @ CANUCKS 2 OT	19,500	NIEMI/LUONGO	RAFFI TORRES
MAY 5	@ SHARKS 5; CANUCKS 2	17,562	NIEMI/SCHNEIDER, LUONGO	LOGAN COUTURE
MAY 7	@ SHARKS 4; CANUCKS 3 OT	17,562	NIEMI/SCHNEIDER	PATRICK MARLEAU

GOALS BY PERIOD	1ST	2ND	3RD	OT	TOTAL	SHOTS BY PERIOD	1ST	2ND	3RD	OT	TOTAL
SHARKS	4	2	7	2	15	SHARKS	49	36	41	20	146
CANUCKS	1	2	5	0	8	CANUCKS	40	39	38	9	126

INDIVIDUAL SCORING

SHARKS	GP	G	A	TP	+/-	PM	PP	SH	GW	GT	EN	S	PCTG
JOE PAVELSKI	4	4	4	8	1	0	3	0	0	0	0	21	19
LOGAN COUTURE	4	3	5	8	-1	0	3	0	1	0	0	11	27.3
JOE THORNTON	4	1	5	6	3	0	0	0	0	0	0	14	7.1
PATRICK MARLEAU	4	4	1	5	2	2	1	0	1	0	0	20	20
DAN BOYLE	4	1	3	4	1	0	0	0	1	0	0	11	9.1
BRENT BURNS	4	1	2	3	-1	2	0	0	0	0	0	12	8.3
TOMMY WINGELS	4	0	2	2	1	4	0	0	0	0	0	8	0
SCOTT HANNAN	4	0	2	2	1	0	0	0	0	0	0	3	0
RAFFI TORRES	4	1	0	1	1	0	0	0	1	0	0	10	10
JUSTIN BRAUN	4	0	1	1	-1	0	0	0	0	0	0	4	0
MARC-EDOUARD VLASIC	4	0	1	1	1	2	0	0	0	0	0	2	0
BRAD STUART	4	0	1	1	2	0	0	0	0	0	0	3	0
MATT IRWIN	4	0	1	1	0	4	0	0	0	0	0	5	0
ADAM BURISH	4	0	0	0	0	2	0	0	0	0	0	5	0
ANDREW DESJARDINS	4	0	0	0	1	6	0	0	0	0	0	4	0
JAMES SHEPPARD	4	0	0	0	0	0	0	0	0	0	0	3	0
TJ GALLARDI	4	0	0	0	0	2	0	0	0	0	0	7	0
SCOTT GOMEZ	2	0	0	0	0	2	0	0	0	0	0	2	0
TIM KENNEDY	1	0	0	0	0	0	0	0	0	0	0	0	0
MARTIN HAVLAT	1	0	0	0	0	0	0	0	0	0	0	1	0

POWER PLAY: 7-24 (29.2%) PENALTY KILLING: 8-10 (80.0%)

GOALTENDING SHARKS	GP	MIN	GA	AVG	EN	SO	W	L	SHOTS	SAVE%
ANTTI NIEMI	4	258	8	1.86	0	0	4	0	126	.937

2013 SHARKS PLAYOFF SUMMARY

WESTERN CONFERENCE SEMIFINALS

LOS ANGELES KINGS (#5) VS. SAN JOSE SHARKS (#6)

SHARKS SUMMARY: WON-3 LOST-4

DATE	SCORE	ATT.	GOALTENDERS	GW GOAL
MAY 14	SHARKS 0; @ KINGS 2	18,118	NIEMI/QUICK	SLAVA VOYNOV
MAY 16	SHARKS 3; @ KINGS 4	18,118	NIEMI/QUICK	TREVOR LEWIS
MAY 18	@ SHARKS 2; KINGS 1 OT	17,562	NIEMI/QUICK	LOGAN COUTURE
MAY 21	@ SHARKS 2; KINGS 1	17,562	NIEMI/QUICK	LOGAN COUTURE
MAY 23	SHARKS 0; @ KINGS 3	18,118	NIEMI/QUICK	ANZE KOPITAR
MAY 26	@ SHARKS 2; KINGS 1	17,562	NIEMI/QUICK	TJ GALLARDI
MAY 28	SHARKS 1; @ KINGS 2	18,118	NIEMI/QUICK	JUSTIN WILLIAMS

GOALS BY PERIOD	1ST	2ND	3RD	OT	TOTAL	SHOTS BY PERIOD	1ST	2ND	3RD	OT	TOTAL
SHARKS	3	4	2	1	10	SHARKS	67	65	71	2	205
KINGS	3	6	5	0	14	KINGS	47	58	68	0	173

INDIVIDUAL SCORING

SHARKS	GP	G	A	TP	+/-	PM	PP	SH	GW	GT	EN	S	PCTG
JOE PAVELSKI	7	0	4	4	-1	0	0	0	0	0	0	15	0.0
JOE THORNTON	7	1	3	4	2	2	1	0	0	0	0	11	9.1
DAN BOYLE	7	2	2	4	-4	2	1	0	0	0	0	15	13.3
LOGAN COUTURE	7	2	1	3	-5	0	2	0	2	0	0	22	9.1
PATRICK MARLEAU	7	1	2	3	-2	0	0	0	0	0	0	21	4.8
SCOTT HANNAN	7	0	2	2	0	4	0	0	0	0	0	6	0.0
BRAD STUART	7	1	1	2	1	2	0	0	0	0	0	7	14.3
TJ GALLARDI	7	1	1	2	1	4	0	0	1	0	0	12	8.3
SCOTT GOMEZ	7	0	2	2	0	4	0	0	0	0	0	10	0.0
BRENT BURNS	7	1	0	1	0	6	0	0	0	0	0	19	5.3
MARC-EDOUARD VLASIC	7	1	0	1	1	4	0	0	0	0	0	9	11.1
TOMMY WINGELS	7	0	0	0	0	2	0	0	0	0	0	12	0.0
BRACKEN KEARNS	7	0	0	0	-1	2	0	0	0	0	0	4	0.0
MATT IRWIN	7	0	0	0	-4	0	0	0	0	0	0	13	0.0
JUSTIN BRAUN	7	0	0	0	0	0	0	0	0	0	0	10	0.0
ANDREW DESJARDINS	7	0	0	0	0	0	0	0	0	0	0	5	0.0
JAMES SHEPPARD	7	0	0	0	-1	4	0	0	0	0	0	8	0.0
ADAM BURISH	2	0	0	0	0	2	0	0	0	0	0	4	0.0
TIM KENNEDY	2	0	0	0	0	2	0	0	0	0	0	0	0.0
MARTIN HAVLAT	1	0	0	0	0	0	0	0	0	0	0	0	0.0
JASON DEMERS	1	0	0	0	0	2	0	0	0	0	0	0	0.0
RAFFI TORRES	1	0	0	0	-2	2	0	0	0	0	0	2	0.0

POWER PLAY: 4-26 (15.4%) PENALTY KILLING: 15-20 (75.0%)

GOALTENDING SHARKS	GP	MIN	GA	AVG	EN	SO	W	L	SHOTS	SAVE%
ANTTI NIEMI	7	415	13	1.88	1	0	3	4	172	.924



2012 SHARKS PLAYOFF SUMMARY

WESTERN CONFERENCE QUARTERFINALS
ST. LOUIS BLUES (#2) VS. SAN JOSE SHARKS (#7)
SHARKS SUMMARY: WON-1 LOST-4

DATE	SCORE	ATT.	GOALTENDERS	GW GOAL
APRIL 12	SHARKS 3; @ BLUES 2 2OT	19,333	NIEMI/HALAK	MARTY HAVLAT
APRIL 14	SHARKS 0; @ BLUES 3	19,500	NIEMI/HALAK, ELLIOTT	V. SOBOTKA
APRIL 16	@ SHARKS 3; BLUES 4	17,562	NIEMI/ELLIOTT	ALEXANDER STEEN
APRIL 19	@ SHARKS 1; BLUES 2	17,562	NIEMI/ELLIOTT	ANDY MCDONALD
APRIL 21	SHARKS 1; @ BLUES 3	19,490	NIEMI/ELLIOTT	DAVID PERRON

GOALS BY PERIOD	1ST	2ND	3RD	OT	TOTAL	SHOTS BY PERIOD	1ST	2ND	3RD	OT	TOTAL
SHARKS	1	2	4	1	8	SHARKS	33	51	49	11	144
BLUES	3	3	8	0	14	BLUES	46	56	37	14	153

INDIVIDUAL SCORING

SHARKS	GP	G	A	TP	+/-	PM	PP	SH	GW	GT	EN	S	PCTG
JOE THORNTON	5	2	3	5	2	2	0	0	0	0	0	15	13.3
LOGAN COUTURE	5	1	3	4	-1	0	0	0	0	0	0	19	5.3
MARTIN HAVLAT	5	2	1	3	-1	8	1	0	1	1	0	15	13.3
RYANE CLOWE	5	0	3	3	-3	0	0	0	0	0	0	10	0
BRENT BURNS	5	1	1	2	2	4	1	0	0	0	0	13	7.7
DAN BOYLE	5	0	2	2	0	4	0	0	0	0	0	9	0
ANDREW DESJARDINS	5	1	0	1	1	2	0	0	0	0	0	5	20
COLIN WHITE	3	1	0	1	0	0	0	0	0	0	0	1	100
TORREY MITCHELL	5	0	1	1	0	6	0	0	0	0	0	3	0
TOMMY WINGELS	5	0	1	1	1	7	0	0	0	0	0	3	0
DANIEL WINNIK	5	0	1	1	1	6	0	0	0	0	0	3	0
JUSTIN BRAUN	5	0	0	0	-2	15	0	0	0	0	0	9	0
PATRICK MARLEAU	5	0	0	0	-1	4	0	0	0	0	0	9	0
DOUGLAS MURRAY	5	0	0	0	-1	19	0	0	0	0	0	1	0
JOE PAVELSKI	5	0	0	0	-3	5	0	0	0	0	0	13	0
MARC-EDOUARD VLASIC	5	0	0	0	-2	2	0	0	0	0	0	4	0
JASON DEMERS	3	0	0	0	-1	2	0	0	0	0	0	2	0
TJ GALLARDI	3	0	0	0	-1	6	0	0	0	0	0	1	0
DOMINIC MOORE	3	0	0	0	-1	5	0	0	0	0	0	5	0
MICHAL HANDZUS	2	0	0	0	0	0	0	0	0	0	0	4	0
BRAD WINCHESTER	1	0	0	0	0	0	0	0	0	0	0	0	0

POWER PLAY: 2-17 (11.8%) PENALTY KILLING: 12-18 (66.7%)

GOALTENDING SHARKS	GP	MIN	GA	Avg	EN	SO	W	L	SHOTS	SAVE%
ANTTI NIEMI	5	318	13	2.45	1	0	1	4	151	.914

2011 SHARKS PLAYOFF SUMMARY

WESTERN CONFERENCE QUARTERFINALS

LOS ANGELES KINGS (#7) VS. SAN JOSE SHARKS (#2)

SHARKS SUMMARY: WON-4 LOST-2

DATE	SCORE	ATT.	GOALTENDERS	GW GOAL
APRIL 14	@ SHARKS 3; KINGS 2 OT	17,562	NIEMI/QUICK	JOE PAVELSKI
APRIL 16	@ SHARKS 0; KINGS 4	17,562	NIEMI/QUICK	JACK JOHNSON
APRIL 19	SHARKS 6; @ KINGS 5 OT	18,216	NIITYMAKI, NIEMI/QUICK	D. SETOGUCHI
APRIL 21	SHARKS 6; @ KINGS 3	18,234	NIEMI/QUICK	JOE THORNTON
APRIL 23	@ SHARKS 1; KINGS 3	17,562	NIITYMAKI, NIEMI/QUICK	K. CLIFFORD
APRIL 25	SHARKS 6; @ KINGS 5 OT	18,118	NIEMI/QUICK	JOE THORNTON

GOALS BY PERIOD	1ST	2ND	3RD	OT	TOTAL	SHOTS BY PERIOD	1ST	2ND	3RD	OT	TOTAL
SHARKS	1	12	4	3	20	SHARKS	84	73	55	17	229
KINGS	8	8	4	0	20	KINGS	42	72	46	9	169

INDIVIDUAL SCORING

SHARKS	GP	G	A	TP	+/-	PM	PP	SH	GW	GT	EN	S	PCTG
RYANE CLOWE	6	4	3	7	2	8	2	0	0	0	0	16	25.0
LOGAN COUTURE	6	2	3	5	1	0	0	0	0	0	0	20	10.0
PATRICK MARLEAU	6	2	3	5	2	0	0	0	0	0	0	22	9.1
JOE THORNTON	6	2	3	5	1	4	0	0	2	1	0	11	18.2
IAN WHITE	5	0	5	5	4	4	0	0	0	0	0	9	0.0
JOE PAVELSKI	6	3	1	4	4	0	0	0	1	1	0	28	10.7
DANY HEATLEY	6	2	2	4	-1	2	0	0	0	0	0	16	12.5
TORREY MITCHELL	6	1	3	4	3	0	0	0	0	0	0	15	6.7
KYLE WELLWOOD	6	1	3	4	6	0	0	0	0	0	0	9	11.1
JASON DEMERS	6	2	1	3	0	6	0	0	0	0	0	10	20.0
DAN BOYLE	6	0	3	3	-1	4	0	0	0	0	0	19	0.0
NICLAS WALLIN	6	0	3	3	1	10	0	0	0	0	0	10	0.0
DEVIN SETOGUCHI	6	1	1	2	-2	4	0	0	1	1	0	22	4.5
DOUGLAS MURRAY	6	0	1	1	1	2	0	0	0	0	0	9	0.0
MARC-EDOUARD VLASIC	6	0	1	1	2	0	0	0	0	0	0	5	0.0
JAMAL MAYERS	6	0	0	0	-3	12	0	0	0	0	0	2	0.0
SCOTT NICHOL	6	0	0	0	-3	12	0	0	0	0	0	3	0.0
BEN EAGER	4	0	0	0	-2	7	0	0	0	0	0	2	0.0
JAMIE MCGINN	2	0	0	0	-1	15	0	0	0	0	0	0	0.0
JUSTIN BRAUN	1	0	0	0	-1	0	0	0	0	0	0	1	0.0

POWER PLAY: 2-23 (8.7%) PENALTY KILLING: 19-24 (79.2%)

GOALTENDING SHARKS	GP	MIN	GA	Avg	EN	SO	W	L	SHOTS	SAVE%
ANTTI NIEMI	6	286	19	3.99	0	0	3	2	139	.863
ANTERO NIITYMAKI	2	91	1	0.66	0	0	1	0	30	.967



2011 SHARKS PLAYOFF SUMMARY

WESTERN CONFERENCE SEMIFINALS
DETROIT RED WINGS (#3) VS. SAN JOSE SHARKS (#2)
SHARKS SUMMARY: WON-4 LOST-3

DATE	SCORE	ATT.	GOALTENDERS	GW GOAL
APRIL 29	@ SHARKS 2; RED WINGS 1 OT	17,562	NIEMI/HOWARD	BENN FERRIERO
MAY 1	@ SHARKS 2; RED WINGS 1	17,562	NIEMI/HOWARD	NICLAS WALLIN
MAY 4	SHARKS 4; @ RED WINGS 3 OT	20,066	NIEMI/HOWARD	DEVIN SETOGUCHI
MAY 6	SHARKS 3; @ RED WINGS 4	20,066	NIEMI/HOWARD	DARREN HELM
MAY 8	@ SHARKS 3; RED WINGS 4	17,562	NIEMI/HOWARD	TOMAS HOLMSTROM
MAY 10	SHARKS 1; @ RED WINGS 3	20,066	NIEMI/HOWARD	VAL FLIPPULA
MAY 12	@ SHARKS 3; RED WINGS 2	17,562	NIEMI/HOWARD	PATRICK MARLEAU

GOALS BY PERIOD	1ST	2ND	3RD	OT	TOTAL	SHOTS BY PERIOD	1ST	2ND	3RD	OT	TOTAL
SHARKS	6	3	7	2	18	SHARKS	78	78	80	10	246
RED WINGS	5	4	9	0	18	RED WINGS	85	82	72	8	247

INDIVIDUAL SCORING

SHARKS	GP	G	A	TP	+/-	PM	PP	SH	GW	GT	EN	S	PCTG
DAN BOYLE	7	2	6	8	-1	2	0	0	0	0	0	27	7.4
LOGAN COUTURE	7	4	3	7	2	2	0	0	0	0	0	27	14.8
DEVIN SETOGUCHI	7	5	1	6	-1	8	3	0	1	1	0	27	18.5
JOE THORNTON	7	0	6	6	-3	10	0	0	0	0	0	17	0.0
RYANE CLOWE	6	0	6	6	4	10	0	0	0	0	0	13	0.0
DANY HEATLEY	7	1	3	4	-1	6	0	0	0	0	0	17	5.9
JOE PAVELSKI	7	2	1	3	0	6	1	0	0	0	0	18	11.1
KYLE WELLMOOD	7	0	3	3	1	0	0	0	0	0	0	4	0.0
IAN WHITE	7	1	1	2	1	4	1	0	0	0	0	19	5.3
BENN FERRIERO	7	1	0	1	0	6	0	0	1	1	0	2	50.0
PATRICK MARLEAU	7	1	0	1	-1	2	0	0	1	0	0	21	4.8
NICLAS WALLIN	7	1	0	1	1	0	0	0	1	0	0	10	10.0
TORREY MITCHELL	7	0	1	1	-1	6	0	0	0	0	0	11	0.0
JASON DEMERS	7	0	0	0	-1	2	0	0	0	0	0	10	0.0
DOUGLAS MURRAY	7	0	0	0	-2	2	0	0	0	0	0	8	0.0
SCOTT NICHOL	7	0	0	0	-3	2	0	0	0	0	0	4	0.0
MARC-EDOUARD VLASIC	7	0	0	0	0	4	0	0	0	0	0	8	0.0
BEN EAGER	4	0	0	0	0	12	0	0	0	0	0	2	0.0
JAMAL MAYERS	2	0	0	0	-1	0	0	0	0	0	0	0	0.0
JAMIE MCGINN	2	0	0	0	0	0	0	0	0	0	0	1	0.0

POWER PLAY: 5-28 (17.9%) PENALTY KILLING: 24-28 (85.7%)

GOALTENDING SHARKS	GP	MIN	GA	Avg	EN	SO	W	L	SHOTS	SAVE%
ANTTI NIEMI	7	432	17	2.36	1	0	4	3	246	.931

2011 SHARKS PLAYOFF SUMMARY

WESTERN CONFERENCE FINAL

VANCOUVER CANUCKS (#1) VS. SAN JOSE SHARKS (#2)

SHARKS SUMMARY: WON-1 LOST-4

DATE	SCORE	ATT.	GOALTENDERS	GW GOAL
MAY 15	SHARKS 2; @ CANUCKS 3	18,860	NIEMI/LUONGO	HENRIK SEDIN
MAY 18	SHARKS 3; @ CANUCKS 7	18,860	NIEMI/LUONGO	CHRIS HIGGINS
MAY 20	@ SHARKS 4; CANUCKS 3	17,562	NIEMI/LUONGO	DAN BOYLE
MAY 22	@ SHARKS 2; CANUCKS 4	17,562	NIEMI/LUONGO	SAMI SALO
MAY 24	SHARKS 2; @ CANUCKS 3 (2 OT)	18,860	NIEMI/LUONGO	KEVIN BIEKSA

GOALS BY PERIOD	1ST	2ND	3RD	OT	TOTAL	SHOTS BY PERIOD	1ST	2ND	3RD	OT	TOTAL
SHARKS	6	2	5	0	13	SHARKS	64	53	52	20	189
CANUCKS	3	5	11	1	20	CANUCKS	44	51	44	14	153

INDIVIDUAL SCORING

SHARKS	GP	G	A	TP	+/-	PM	PP	SH	GW	GT	EN	S	PCTG
PATRICK MARLEAU	5	4	3	7	-2	7	3	0	0	0	0	16	25.0
JOE THORNTON	5	1	5	6	-3	2	0	0	0	0	0	20	5.0
DAN BOYLE	5	2	3	5	-5	2	2	0	1	0	0	21	9.5
JOE PAVELSKI	5	0	3	3	-3	4	0	0	0	0	0	12	0.0
RYANE CLOWE	5	2	0	2	-1	14	1	0	0	0	0	10	20.0
LOGAN COUTURE	5	1	1	2	-1	0	1	0	0	0	0	17	5.9
DEVIN SETOGUCHI	5	1	1	2	-4	0	0	0	0	0	0	16	6.2
MARC-EDOUARD VLASIC	5	0	2	2	2	0	0	0	0	0	0	5	0.0
IAN WHITE	5	0	2	2	-2	0	0	0	0	0	0	12	0.0
ANDREW DESJARDINS	3	1	0	1	1	4	0	0	0	0	0	4	25.0
BEN EAGER	2	1	0	1	0	22	0	0	0	0	0	7	14.3
DANY HEATLEY	5	0	1	1	0	4	0	0	0	0	0	14	0.0
KENT HUSKINS	5	0	1	1	1	2	0	0	0	0	0	2	0.0
JAMIE MCGINN	3	0	1	1	1	15	0	0	0	0	0	2	0.0
TORREY MITCHELL	5	0	0	0	-2	4	0	0	0	0	0	7	0.0
DOUGLAS MURRAY	5	0	0	0	-6	4	0	0	0	0	0	10	0.0
NICLAS WALLIN	5	0	0	0	0	0	0	0	0	0	0	4	0.0
KYLE WELLWOOD	5	0	0	0	-1	0	0	0	0	0	0	5	0.0
JAMAL MAYERS	4	0	0	0	1	0	0	0	0	0	0	3	0.0
SCOTT NICHOL	2	0	0	0	-1	12	0	0	0	0	0	1	0.0
BENN FERRIERO	1	0	0	0	0	0	0	0	0	0	0	1	0.0

POWER PLAY: 7-22 (31.8%) PENALTY KILLING: 15-24 (62.5%)

GOALTENDING SHARKS	GP	MIN	GA	Avg	EN	SO	W	L	SHOTS	SAVE%
ANTTI NIEMI	5	326	20	3.68	0	0	1	4	153	.869



2010 SHARKS PLAYOFF SUMMARY

WESTERN CONFERENCE QUARTERFINALS
COLORADO AVALANCHE (#8) VS. SAN JOSE SHARKS (#1)
SHARKS SUMMARY: WON-4 LOST-2

DATE	SCORE	ATT.	GOALTENDERS	GW GOAL
APRIL 14	@ SHARKS 1; AVALANCHE 2	17,562	NABOKOV/ANDERSON, BUDAJ	CHRIS STEWART
APRIL 16	@ SHARKS 6; AVALANCHE 5 OT	17,562	NABOKOV/ANDERSON	DEVIN SETOGUCHI
APRIL 18	SHARKS 0; @ AVALANCHE 1 OT	18,007	NABOKOV/ANDERSON	RYAN O'REILLY
APRIL 20	SHARKS 2; @ AVALANCHE 1 OT	18,007	NABOKOV/ANDERSON	JOE PAVELSKI
APRIL 22	@ SHARKS 5; AVALANCHE 0	17,562	NABOKOV/ANDERSON	LOGAN COUTURE
APRIL 24	SHARKS 5; @ AVALANCHE 2	18,007	NABOKOV/ANDERSON	JOE PAVELSKI

GOALS BY PERIOD	1ST	2ND	3RD	OT	TOTAL	SHOTS BY PERIOD	1ST	2ND	3RD	OT	TOTAL
SHARKS	3	6	8	2	19	SHARKS	70	79	78	18	245
AVALANCHE	1	6	3	1	11	AVALANCHE	41	50	47	11	149

INDIVIDUAL SCORING

SHARKS	GP	G	A	TP	+/-	PM	PP	SH	GW	GT	EN	S	PCTG
JOE PAVELSKI	6	5	3	8	6	4	1	0	2	1	0	25	20.0
RYANE CLOWE	6	1	7	8	6	0	0	0	0	0	0	22	4.5
DEVIN SETOGUCHI	6	3	3	6	4	1	0	1	1	1	1	33	9.1
DAN BOYLE	6	2	4	6	5	0	1	0	0	0	0	15	13.3
DOUGLAS MURRAY	6	1	4	5	4	0	0	0	0	0	1	2	50.0
DANY HEATLEY	5	0	4	4	-1	0	0	0	0	0	0	15	0.0
PATRICK MARLEAU	6	1	2	3	-2	6	1	0	0	0	0	24	4.2
JOE THORNTON	6	0	3	3	-4	0	0	0	0	0	0	15	0.0
LOGAN COUTURE	6	2	0	2	2	0	0	0	1	0	0	6	33.3
ROB BLAKE	6	1	1	2	1	8	0	0	0	0	0	21	4.8
SCOTT NICHOL	6	1	1	2	2	8	0	0	0	0	0	13	7.7
MANNY MALHOTRA	6	1	0	1	0	0	1	0	0	0	0	24	4.2
DWIGHT HELMINEN	4	1	0	1	1	0	0	0	0	0	0	5	20.0
JASON DEMERS	6	0	1	1	-1	6	0	0	0	0	0	5	0.0
TORREY MITCHELL	6	0	1	1	0	0	0	0	0	0	0	8	0.0
MARC-EDOUARD VLASIC	6	0	1	1	1	0	0	0	0	0	0	6	0.0
JED ORTMAYER	2	0	1	1	1	0	0	0	0	0	0	1	0.0
KENT HUSKINS	6	0	0	0	-1	2	0	0	0	0	0	1	0.0
JAMIE MCGINN	6	0	0	0	2	6	0	0	0	0	0	4	0.0
NICLAS WALLIN	1	0	0	0	0	0	0	0	0	0	0	0	0.0

POWER PLAY: 5-26 (19.2%)PENALTY KILLING: 13-15 (86.7%)

GOALTENDING SHARKS	GP	MIN	GA	Avg	EN	SO	W	L	SHOTS	SAVE%
EVGENI NABOKOV	6	375	11	1.76	0	1	4	2	149	.926

2010 SHARKS PLAYOFF SUMMARY

WESTERN CONFERENCE SEMIFINALS

DETROIT RED WINGS (#5) VS. SAN JOSE SHARKS (#1)

SHARKS SUMMARY: WON-4 LOST-1

DATE	SCORE	ATT.	GOALTENDERS	GW GOAL
APRIL 29	@ SHARKS 4; RED WINGS 3	17,562	NABOKOV/HOWARD	JOE PAVELSKI
MAY 2	@ SHARKS 4; RED WINGS 3	17,562	NABOKOV/HOWARD	JOE THORNTON
MAY 4	SHARKS 4; @ RED WINGS 3 OT	20,066	NABOKOV/HOWARD	PATRICK MARLEAU
MAY 6	SHARKS 1; @ RED WINGS 7	20,066	NABOKOV, GREISS/HOWARD	JOHAN FRANZEN
MAY 8	@ SHARKS 2; RED WINGS 1	17,562	NABOKOV/HOWARD	PATRICK MARLEAU

GOALS BY PERIOD	1ST	2ND	3RD	OT	TOTAL	SHOTS BY PERIOD	1ST	2ND	3RD	OT	TOTAL
SHARKS	6	2	6	1	15	SHARKS	59	42	59	6	166
RED WINGS	10	5	2	0	17	RED WINGS	46	56	53	5	160

INDIVIDUAL SCORING

SHARKS	GP	G	A	TP	+/-	PM	PP	SH	GW	GT	EN	S	PCTG
JOE THORNTON	5	3	5	8	-2	16	1	0	1	0	0	10	30.0
JOE PAVELSKI	5	4	3	7	1	2	4	0	1	0	0	27	14.8
DANY HEATLEY	5	2	5	7	-2	10	1	0	0	0	0	16	12.5
PATRICK MARLEAU	4	2	2	4	1	2	0	0	2	1	0	18	11.1
DAN BOYLE	5	0	3	3	-4	6	0	0	0	0	0	23	0.0
JASON DEMERS	5	0	3	3	0	2	0	0	0	0	0	3	0.0
DEVIN SETOGUCHI	5	2	0	2	1	0	0	0	0	0	0	11	18.2
RYANE CLOWE	5	1	1	2	-1	12	0	0	0	0	0	10	10.0
LOGAN COUTURE	5	1	0	1	0	2	0	0	0	0	0	7	14.3
TORREY MITCHELL	5	0	1	1	-4	2	0	0	0	0	0	7	0.0
DOUGLAS MURRAY	5	0	1	1	-3	6	0	0	0	0	0	5	0.0
MARC-EDOUARD VLASIC	5	0	1	1	0	4	0	0	0	0	0	6	0.0
ROB BLAKE	5	0	0	0	0	0	0	0	0	0	0	6	0.0
KENT HUSKINS	5	0	0	0	-1	4	0	0	0	0	0	1	0.0
MANNY MALHOTRA	5	0	0	0	0	0	0	0	0	0	0	6	0.0
JAMIE MCGINN	5	0	0	0	-1	2	0	0	0	0	0	4	0.0
SCOTT NICHOL	5	0	0	0	-2	9	0	0	0	0	0	5	0.0
DWIGHT HELMINEN	3	0	0	0	-1	4	0	0	0	0	0	0	0.0
JED ORTMAYER	2	0	0	0	-2	0	0	0	0	0	0	1	0.0
NICLAS WALLIN	1	0	0	0	0	0	0	0	0	0	0	0	0.0

POWER PLAY: 6-31 (19.4%) PENALTY KILLING: 19-23 (82.6%)

GOALTENDING SHARKS	GP	MIN	GA	Avg	EN	SO	W	L	SHOTS	SAVE%
EVGENI NABOKOV	5	267	15	3.37	0	0	4	1	132	.886
THOMAS GREISS	1	40	2	3.00	0	0	0	0	28	.929



2010 SHARKS PLAYOFF SUMMARY

WESTERN CONFERENCE FINAL

CHICAGO BLACKHAWKS (#2) VS. SAN JOSE SHARKS (#1)

SHARKS SUMMARY: WON-0 LOST-4

DATE	SCORE	ATT.	GOALTENDERS	GW GOAL
MAY 16	@ SHARKS 1; BLACKHAWKS 2	17,562	NABOKOV/NIEMI	DUSTIN BYFUGLIEN
MAY 18	@ SHARKS 2; BLACKHAWKS 4	17,562	NABOKOV/NIEMI	JONATHAN TOEWS
MAY 21	SHARKS 2; @ BLACKHAWKS 3 OT	22,311	NABOKOV/NIEMI	DUSTIN BYFUGLIEN
MAY 23	SHARKS 2; @ BLACKHAWKS 4	22,224	NABOKOV/NIEMI	DUSTIN BYFUGLIEN

GOALS BY PERIOD	1ST	2ND	3RD	OT	TOTAL	SHOTS BY PERIOD	1ST	2ND	3RD	OT	TOTAL
SHARKS	2	3	2	0	7	SHARKS	41	48	42	5	136
BLACKHAWKS	1	6	5	1	13	BLACKHAWKS	37	42	37	11	127

INDIVIDUAL SCORING

SHARKS	GP	G	A	TP	+/-	PM	PP	SH	GW	GT	EN	S	PCTG
PATRICK MARLEAU	4	5	1	6	-2	0	2	1	0	0	0	14	35.7
DAN BOYLE	4	0	5	5	-2	2	0	0	0	0	0	9	0.0
DANY HEATLEY	4	0	2	2	-4	6	0	0	0	0	0	14	0.0
JOE PAVELSKI	4	0	2	2	-1	0	0	0	0	0	0	13	0.0
LOGAN COUTURE	4	1	0	1	-1	2	0	0	0	0	0	5	20.0
JASON DEMERS	4	1	0	1	1	0	1	0	0	0	0	4	25.0
DOUGLAS MURRAY	4	0	1	1	-2	2	0	0	0	0	0	7	0.0
DEVIN SETOGUCHI	4	0	1	1	-2	2	0	0	0	0	0	14	0.0
JOE THORNTON	4	0	1	1	-5	2	0	0	0	0	0	10	0.0
MARC-EDOUARD VLASIC	4	0	1	1	-1	0	0	0	0	0	0	3	0.0
ROB BLAKE	4	0	0	0	-1	2	0	0	0	0	0	11	0.0
RYANE CLOWE	4	0	0	0	-1	16	0	0	0	0	0	10	0.0
KENT HUSKINS	4	0	0	0	-3	0	0	0	0	0	0	1	0.0
MANNY MALHOTRA	4	0	0	0	-1	0	0	0	0	0	0	7	0.0
JAMIE MCGINN	4	0	0	0	0	0	0	0	0	0	0	3	0.0
TORREY MITCHELL	4	0	0	0	-1	0	0	0	0	0	0	6	0.0
SCOTT NICHOL	4	0	0	0	-1	0	0	0	0	0	0	3	0.0
NICLAS WALLIN	4	0	0	0	-3	2	0	0	0	0	0	2	0.0

POWER PLAY: 3-14 (21.4%) PENALTY KILLING: 8-11 (72.7%)

GOALTENDING SHARKS	GP	MIN	GA	Avg	EN	SO	W	L	SHOTS	SAVE%
EVGENI NABOKOV	4	248	12	2.90	1	0	0	4	126	.905



2009 SHARKS PLAYOFF SUMMARY

WESTERN CONFERENCE QUARTERFINALS

ANAHEIM DUCKS (#8) VS. SAN JOSE SHARKS (#1)

SHARKS SUMMARY: WON-2 LOST-4

DATE	SCORE	ATT.	GOALTENDERS	GW GOAL
APRIL 16	@ SHARKS 0; DUCKS 2	17,496	NABOKOV/HILLER	SCOTT NIEDERMAYER
APRIL 19	@ SHARKS 2; DUCKS 3	17,496	NABOKOV/HILLER	BOBBY RYAN
APRIL 21	SHARKS 4; @ DUCKS 3	16,277	NABOKOV/HILLER	PATRICK MARLEAU
APRIL 23	SHARKS 0; @ DUCKS 4	16,830	NABOKOV/HILLER	BOBBY RYAN
APRIL 25	@ SHARKS 3; DUCKS 2 OT	17,496	NABOKOV/HILLER	PATRICK MARLEAU
APRIL 27	SHARKS 1; @ DUCKS 4	17,174	NABOKOV/HILLER	TEEMU SELANNE

GOALS BY PERIOD	1ST	2ND	3RD	OT	TOTAL	SHOTS BY PERIOD	1ST	2ND	3RD	OT	TOTAL
SHARKS	4	3	2	1	10	SHARKS	82	74	67	7	230
DUCKS	4	5	9	0	18	DUCKS	48	58	47	3	156

INDIVIDUAL SCORING

SHARKS	GP	G	A	TP	+/-	PM	PP	SH	GW	GT	EN	S	PCTG
JOE THORNTON	6	1	4	5	-3	5	1	0	0	0	0	17	5.9
DAN BOYLE	6	2	2	4	-1	8	1	0	0	0	0	18	11.1
ROBERT BLAKE	6	1	3	4	-5	4	0	0	0	0	0	26	3.8
PATRICK MARLEAU	6	2	1	3	0	8	1	0	2	1	0	12	16.7
DEVIN SETOGUCHI	6	1	2	3	-1	2	0	0	0	0	0	17	5.9
JONATHAN CHEECHOO	6	1	1	2	1	4	0	0	0	0	0	17	5.9
RYANE CLOWE	6	1	1	2	-4	8	0	0	0	0	0	11	9.1
MILAN MICHALEK	6	1	0	1	-3	2	1	0	0	0	0	20	5.0
JEREMY ROENICK	6	0	1	1	-1	12	0	0	0	0	0	11	0
JOE PAVELSKI	6	0	1	1	-3	9	0	0	0	0	0	18	0
MARC-EDOUARD VLASIC	6	0	1	1	-6	0	0	0	0	0	0	5	0
CLAUDE LEMIEUX	1	0	0	0	0	0	0	0	0	0	0	1	0
JODY SHELLEY	1	0	0	0	0	0	0	0	0	0	0	0	0
TORREY MITCHELL	4	0	0	0	-1	2	0	0	0	0	9	0	0
MIKE GRIER	6	0	0	0	-2	6	0	0	0	0	0	8	0
BRAD LUKOWICH	6	0	0	0	1	0	0	0	0	0	0	6	0
EVGENI NABOKOV	6	0	0	0	0	0	0	0	0	0	0	0	0
DOUGLAS MURRAY	6	0	0	0	-1	9	0	0	0	0	0	3	0
TRAVIS MOEN	6	0	0	0	-4	2	0	0	0	0	0	4	0
MARCEL GOC	6	0	0	0	-2	2	0	0	0	0	0	7	0
CHRISTIAN EHRRHOFF	6	0	0	0	-2	2	0	0	0	0	0	20	0

POWER PLAY: 4-24 (16.7%) PENALTY KILLING: 5-23 (78.3%)

GOALTENDING SHARKS	GP	MIN	GA	Avg	EN	SO	W	L	SHOTS	SAVE%
EVGENI NABOKOV	6	362	17	2.82	1	0	2	4	155	.890



2008 SHARKS PLAYOFF SUMMARY

WESTERN CONFERENCE QUARTERFINALS
CALGARY FLAMES (#7) VS. SAN JOSE SHARKS (#2)
SHARKS SUMMARY: WON-4 LOST-3

DATE	SCORE	ATT.	GOALTENDERS	GW GOAL
APRIL 9	@ SHARKS 2; FLAMES 3	17,496	NABOKOV/KIPRUSOFF	STEPHANE YELLE
APRIL 10	@ SHARKS 2; FLAMES 0	17,496	NABOKOV/KIPRUSOFF	JOE PAVELSKI
APRIL 13	SHARKS 3; @ FLAMES 4	19,289	NABOKOV/KIPRUSOFF, JOSEPH	OWEN NOLAN
APRIL 15	SHARKS 3; @ FLAMES 2	19,289	NABOKOV/KIPRUSOFF	JOE THORNTON
APRIL 17	@ SHARKS 4; FLAMES 3	17,496	NABOKOV/KIPRUSOFF	JONATHAN CHEECHOO
APRIL 20	SHARKS 0; @ FLAMES 2	19,289	NABOKOV/KIPRUSOFF	OWEN NOLAN
APRIL 22	@ SHARKS 5; FLAMES 3	17,496	NABOKOV/JOSEPH, KIPRUSOFF	JOE PAVELSKI

GOALS BY PERIOD	1ST	2ND	3RD	OT	TOTAL	SHOTS BY PERIOD	1ST	2ND	3RD	OT	TOTAL
SHARKS	5	9	5	0	19	SHARKS	57	106	66	0	229
FLAMES	6	6	5	0	17	FLAMES	52	58	52	0	162

INDIVIDUAL SCORING

SHARKS	GP	G	A	TP	+/-	PM	PP	SH	GW	GT	EN	S	PCTG
RYANE CLOWE	7	4	4	8	1	8	2	0	0	0	0	30	13.3
JOE PAVELSKI	7	3	4	7	3	0	1	0	2	0	0	27	11.1
JOE THORNTON	7	2	5	7	1	0	1	0	1	0	0	14	14.3
PATRICK MARLEAU	7	2	4	6	0	2	0	0	0	0	0	24	8.3
JONATHAN CHEECHOO	7	3	2	5	1	2	0	0	1	0	0	18	16.7
JEREMY ROENICK	6	2	2	4	0	0	1	0	0	0	0	7	28.6
BRIAN CAMPBELL	7	0	3	3	-1	0	0	0	0	0	0	11	0.0
CRAIG RIVET	7	0	3	3	-1	6	0	0	0	0	0	13	0.0
CHRISTIAN EHRHOFF	4	0	3	3	4	6	0	0	0	0	0	6	0.0
DOUGLAS MURRAY	7	1	1	2	0	0	0	0	0	0	0	11	9.1
DEVIN SETOGUCHI	4	1	1	2	0	0	0	0	0	0	0	7	14.3
TORREY MITCHELL	7	1	0	1	0	8	1	0	0	0	0	10	10.0
MIKE GRIER	7	0	1	1	1	0	0	0	0	0	0	13	0.0
MARC-EDOUARD VLASIC	7	0	1	1	3	0	0	0	0	0	0	10	0.0
MILAN MICHALEK	7	0	0	0	2	2	0	0	0	0	0	7	0.0
MATT CARLE	6	0	0	0	1	4	0	0	0	0	0	2	0.0
JODY SHELLEY	6	0	0	0	-1	2	0	0	0	0	0	1	0.0
KYLE MCLAREN	5	0	0	0	-2	6	0	0	0	0	0	0	0.0
PATRICK RISSMILLER	5	0	0	0	-1	4	0	0	0	0	0	12	0.0
CURTIS BROWN	4	0	0	0	-2	2	0	0	0	0	0	2	0.0
MARCEL GOC	1	0	0	0	1	0	0	0	0	0	0	1	0.0
ALEXEI SEMENOV	1	0	0	0	0	0	0	0	0	0	0	3	0.0

POWER PLAY: 6-31 (19.4%) PENALTY KILLING: 16-22 (72.7%)

GOALTENDING SHARKS	GP	MIN	GA	Avg	EN	SO	W	L	SHOTS	SAVE%
EVGENI NABOKOV	7	416	17	2.45	0	1	4	3	162	.895

2008 SHARKS PLAYOFF SUMMARY

WESTERN CONFERENCE SEMIFINALS

DALLAS STARS (#5) VS. SAN JOSE SHARKS (#2)

SHARKS SUMMARY: WON-2 LOST-4

DATE	SCORE	ATT.	GOALTENDERS	GW GOAL
APRIL 25	@ SHARKS 2; STARS 3 OT	17,496	NABOKOV/TURCO	BRENDEN MORROW
APRIL 27	@ SHARKS 2; STARS 5	17,496	NABOKOV, BOUCHER/TURCO	MIKE MODANO
APRIL 29	SHARKS 1; @ STARS 2 OT	18,532	NABOKOV/TURCO	MATTIAS NORSTROM
APRIL 30	SHARKS 2; @ STARS 1	18,584	NABOKOV/TURCO	MILAN MICHALEK
MAY 2	@ SHARKS 3; STARS 2 OT	17,496	NABOKOV/TURCO	JOE PAVELSKI
MAY 4	SHARKS 1; @ STARS 2 4OT	18,532	NABOKOV/TURCO	BRENDEN MORROW

GOALS BY PERIOD	1ST	2ND	3RD	OT	TOTAL	SHOTS BY PERIOD	1ST	2ND	3RD	OT	TOTAL
SHARKS	2	3	5	1	11	SHARKS	49	53	49	35	186
STARS	1	6	5	3	15	STARS	40	46	46	40	172

INDIVIDUAL SCORING

SHARKS	GP	G	A	TP	+/-	PM	PP	SH	GW	GT	EN	S	PCTG
MILAN MICHALEK	6	4	0	4	3	2	1	0	1	0	0	16	25.0
BRIAN CAMPBELL	6	1	3	4	4	4	0	0	0	0	0	11	9.1
JONATHAN CHEECHOO	6	1	2	3	2	2	0	0	0	0	0	16	6.2
CRAIG RIVET	6	0	3	3	3	10	0	0	0	0	0	4	0.0
JOE THORNTON	6	0	3	3	2	2	0	0	0	0	0	15	0.0
PATRICK MARLEAU	6	2	0	2	-2	0	0	2	0	0	0	21	9.5
JOE PAVELSKI	6	2	0	2	0	0	1	0	1	1	0	17	11.8
CHRISTIAN EHROFF	6	0	2	2	-3	8	0	0	0	0	0	3	0.0
TORREY MITCHELL	6	0	2	2	-2	2	0	0	0	0	0	10	0.0
RYANE CLOWE	6	1	0	1	-3	4	0	0	0	0	0	11	9.1
JEREMY ROENICK	6	0	1	1	0	2	0	0	0	0	0	13	0.0
MATT CARLE	5	0	1	1	-1	0	0	0	0	0	0	5	0.0
MIKE GRIER	6	0	0	0	-3	2	0	0	0	0	0	9	0.0
DOUGLAS MURRAY	6	0	0	0	0	2	0	0	0	0	0	8	0.0
MARC-EDOUARD VLASIC	6	0	0	0	-5	0	0	0	0	0	0	5	0.0
DEVIN SETOGUCHI	5	0	0	0	-2	2	0	0	0	0	0	5	0.0
TOMAS PLIHAL	4	0	0	0	1	0	0	0	0	0	0	9	0.0
CURTIS BROWN	3	0	0	0	0	2	0	0	0	0	0	3	0.0
MARCEL GOC	3	0	0	0	0	2	0	0	0	0	0	4	0.0
PATRICK RISSMILLER	3	0	0	0	-2	0	0	0	0	0	0	1	0.0
ALEXEI SEMENOV	1	0	0	0	0	2	0	0	0	0	0	0	0.0

POWER PLAY: 2-25 (8.0%) PENALTY KILLING: 17-22 (77.3%)

GOALTENDING SHARKS	GP	MIN	GA	Avg	EN	SO	W	L	SHOTS	SAVE%
EVGENI NABOKOV	6	437	14	1.92	0	0	2	4	171	.918
BRIAN BOUCHER	1	2	0	0.00	1	0	0	0	0	.000



2007 SHARKS PLAYOFF SUMMARY

WESTERN CONFERENCE QUARTERFINALS

SAN JOSE SHARKS (#5) VS. NASHVILLE PREDATORS (#4)

SHARKS SUMMARY: WON-4 LOST-1

DATE	SCORE	ATT.	GOALTENDERS	GW GOAL
APRIL 11	SHARKS 5; @ PREDATORS 4 OT	17,113	NABOKOV/VOKOUN	P. RISSMILLER
APRIL 13	SHARKS 2; @ PREDATORS 5	17,113	NABOKOV/VOKOUN	J-P DUMONT
APRIL 16	@ SHARKS 3; PREDATORS 2	17,496	NABOKOV/VOKOUN	RYANE CLOWE
APRIL 18	@ SHARKS 3; PREDATORS 1	17,496	NABOKOV/VOKOUN	M. MICHALEK
APRIL 20	SHARKS 3; @ PREDATORS 2	17,113	NABOKOV/VOKOUN	P. MARLEAU

GOALS BY PERIOD	1ST	2ND	3RD	OT	TOTAL	SHOTS BY PERIOD	1ST	2ND	3RD	OT	TOTAL
SHARKS	4	8	3	1	16	SHARKS	56	57	36	14	163
PREDATORS	3	7	4	0	14	PREDATORS	40	38	39	17	134

INDIVIDUAL SCORING

SHARKS	GP	G	A	TP	+/-	PM	PP	SH	GW	GT	EN	S	PCTG
PATRICK MARLEAU	5	3	3	6	0	0	1	0	1	0	0	17	17.6
JOE THORNTON	5	0	6	6	2	0	0	0	0	0	0	11	0.0
CRAIG RIVET	5	2	3	5	-3	8	1	0	0	0	0	17	11.8
MILAN MICHALEK	5	4	0	4	1	2	0	0	1	0	0	15	26.7
RYANE CLOWE	5	3	0	3	0	17	0	0	1	0	0	5	60.0
MATT CARLE	5	1	2	3	2	0	0	0	0	0	0	8	12.5
JONATHAN CHEECHOO	5	0	3	3	2	0	0	0	0	0	0	12	0.0
MIKE GRIER	5	1	1	2	-1	25	0	0	0	0	0	23	4.3
PATRICK RISSMILLER	5	1	1	2	0	0	0	0	1	1	0	7	14.3
CHRISTIAN EHRHOFF	5	0	2	2	3	2	0	0	0	0	0	8	0.0
BILL GUERIN	5	0	2	2	-1	10	0	0	0	0	0	15	0.0
SCOTT HANNAN	5	0	2	2	3	17	0	0	0	0	0	1	0.0
JOE PAVELSKI	3	1	0	1	2	0	0	0	0	0	0	5	20.0
STEVE BERNIER	5	0	1	1	2	2	0	0	0	0	0	6	0.0
CURTIS BROWN	5	0	1	1	0	2	0	0	0	0	0	4	0.0
MARCEL GOC	5	0	1	1	1	2	0	0	0	0	0	4	0.0
KYLE MCLAREN	5	0	1	1	1	4	0	0	0	0	0	2	0.0
MARC-EDOUARD VLASIC	5	0	1	1	2	0	0	0	0	0	0	1	0.0
MARK BELL	2	0	0	0	-1	2	0	0	0	0	0	2	0.0

POWER PLAY: 2-30 (6.7%) PENALTY KILLING: 19-22 (86.4%)

GOALTENDING SHARKS	GP	MIN	GA	Avg	EN	SO	W	L	SHOTS	SAVE%
EVGENI NABOKOV	5	327	13	2.39	0	0	4	1	133	.902

2007 SHARKS PLAYOFF SUMMARY

WESTERN CONFERENCE SEMIFINALS

SAN JOSE SHARKS (#5) VS. DETROIT RED WINGS (#1)

SHARKS SUMMARY: WON-2 LOST-4

DATE	SCORE	ATT.	GOALTENDERS	GW GOAL
APRIL 26	SHARKS 2; @ RED WINGS 0	18,712	NABOKOV/HASEK	MATT CARLE
APRIL 28	SHARKS 2; @ RED WINGS 3	19,113	NABOKOV/HASEK	PAVEL DATSYUK
APRIL 30	@ SHARKS 2; RED WINGS 1	17,496	NABOKOV/HASEK	J. CHEECHOO
MAY 2	@ SHARKS 2; RED WINGS 3 OT	17,496	NABOKOV/HASEK	M. SCHNEIDER
MAY 5	SHARKS 1; @ RED WINGS 4	19,937	NABOKOV/HASEK	PAVEL DATSYUK
MAY 7	@ SHARKS 0; RED WINGS 2	17,496	NABOKOV/HASEK	M. SAMUELSSON

GOALS BY PERIOD	1ST	2ND	3RD	OT	TOTAL	SHOTS BY PERIOD	1ST	2ND	3RD	OT	TOTAL
SHARKS	6	2	1	0	9	SHARKS	55	32	51	6	144
RED WINGS	4	3	5	1	13	RED WINGS	59	59	60	12	190

INDIVIDUAL SCORING

SHARKS	GP	G	A	TP	+/-	PM	PP	SH	GW	GT	EN	S	PCTG
JOE THORNTON	6	1	4	5	0	10	0	0	0	0	0	12	8.3
JONATHAN CHEECHOO	6	3	0	3	-1	6	1	0	1	0	0	15	20.0
RYANE CLOWE	6	1	2	3	-2	0	0	0	0	0	0	9	11.1
KYLE MCLAREN	6	0	3	3	-3	6	0	0	0	0	0	5	0.0
MARCEL GOC	6	2	0	2	2	2	0	0	0	0	0	12	16.7
MATT CARLE	6	1	1	2	1	0	1	0	1	0	0	4	25.0
MIKE GRIER	6	1	1	2	2	2	0	0	0	0	0	8	12.5
MILAN MICHALEK	6	0	2	2	2	2	0	0	0	0	0	12	0.0
PATRICK RISSMILLER	6	0	2	2	1	0	0	0	0	0	0	11	0.0
CURTIS BROWN	6	0	1	1	1	0	0	0	0	0	0	6	0.0
STEVE BERNIER	6	0	0	0	0	0	0	0	0	0	0	9	0.0
CHRISTIAN EHRRHOFF	6	0	0	0	-2	4	0	0	0	0	0	4	0.0
SCOTT HANNAN	6	0	0	0	1	16	0	0	0	0	0	5	0.0
PATRICK MARLEAU	6	0	0	0	-5	2	0	0	0	0	0	11	0.0
CRAIG RIVET	6	0	0	0	-2	10	0	0	0	0	0	4	0.0
MARC-EDOUARD VLASIC	6	0	0	0	3	2	0	0	0	0	0	2	0.0
BILL GUERIN	4	0	0	0	-2	2	0	0	0	0	0	7	0.0
JOE PAVELSKI	3	0	0	0	0	0	0	0	0	0	0	1	0.0
MARK SMITH	3	0	0	0	0	4	0	0	0	0	0	7	0.0
MARK BELL	2	0	0	0	-1	0	0	0	0	0	0	0	0.0

POWER PLAY: 2-27 (7.4%) PENALTY KILLING: 20-25 (80.0%)

GOALTENDING SHARKS	GP	MIN	GA	AVG	EN	SO	W	L	SHOTS	SAVE%
EVGENI NABOKOV	6	374	13	1.90	0	1	2	4	190	.932



2006 SHARKS PLAYOFF SUMMARY

WESTERN CONFERENCE QUARTERFINALS
SAN JOSE SHARKS (#5) VS. NASHVILLE PREDATORS (#4)
SHARKS SUMMARY: WON-4 LOST-1

DATE	SCORE	ATT.	GOALTENDERS	GW GOAL
APRIL 21	SHARKS 3; @ PREDATORS 4	17,113	TOSKALA/MASON	ADAM HALL
APRIL 23	SHARKS 3; @ PREDATORS 0	16,707	TOSKALA/MASON	J. CHEECHOO
APRIL 25	@ SHARKS 4; PREDATORS 1	17,496	TOSKALA/MASON	STEVE BERNIER
APRIL 27	@ SHARKS 5; PREDATORS 4	17,496	TOSKALA/MASON	P. MARLEAU
APRIL 30	SHARKS 2; @ PREDATORS 1	16,061	TOSKALA/MASON	P. MARLEAU

GOALS BY PERIOD	1ST	2ND	3RD	OT	TOTAL	SHOTS BY PERIOD	1ST	2ND	3RD	OT	TOTAL
SHARKS	6	7	4	0	17	SHARKS	60	59	52	0	171
PREDATORS	5	1	4	0	10	PREDATORS	45	46	46	0	137

INDIVIDUAL SCORING

SHARKS	GP	G	A	TP	+/-	PM	PP	SH	GW	GT	EN	S	PCTG
PATRICK MARLEAU	5	7	1	8	1	4	4	0	2	0	0	18	38.9
TOM PREISSING	5	0	6	6	1	2	0	0	0	0	0	7	0.0
CHRISTIAN EHRHOFF	5	0	5	5	3	12	0	0	0	0	0	12	0.0
JONATHAN CHEECHOO	5	2	2	4	0	4	1	0	1	0	0	25	8.0
JOE THORNTON	5	0	4	4	-2	4	0	0	0	0	0	10	0.0
MARK SMITH	5	3	0	3	3	2	1	0	0	0	0	19	15.8
STEVE BERNIER	5	1	2	3	2	6	1	0	1	0	0	10	10.0
MATT CARLE	5	0	3	3	1	0	0	0	0	0	0	8	0.0
NILS EKMAN	5	1	1	2	-2	2	1	0	0	0	0	14	7.1
MILAN MICHALEK	5	1	1	2	2	6	1	0	0	0	0	13	7.7
MARCEL GOC	5	0	2	2	2	0	0	0	0	0	0	2	0.0
KYLE McLAREN	5	0	2	2	2	4	0	0	0	0	0	1	0.0
PATRICK RISSMILLER	5	1	0	1	2	0	0	0	0	0	0	3	33.3
SCOTT THORNTON	5	1	0	1	0	2	0	0	0	0	0	8	12.5
SCOTT HANNAN	5	0	1	1	2	2	0	0	0	0	0	5	0.0
VILLE NIEMINEN	5	0	1	1	1	20	0	0	0	0	0	10	0.0
ALYN McCaULEY	4	0	1	1	1	2	0	0	0	0	0	4	0.0
JOSH GORGES	5	0	0	0	1	2	0	0	0	0	0	2	0.0
GRANT STEVENSON	1	0	0	0	0	2	0	0	0	0	0	0	0.0

POWER PLAY: 9-37 (24.3%) PENALTY KILLING: 26-32 (81.2%)

GOALTENDING SHARKS	GP	MIN	GA	Avg	EN	SO	W	L	SHOTS	SAVE%
VESA TOSKALA	5	298	10	2.01	0	1	4	1	137	.927

2006 SHARKS PLAYOFF SUMMARY

WESTERN CONFERENCE SEMIFINALS

SAN JOSE SHARKS (#5) VS. EDMONTON OILERS (#8)

SHARKS SUMMARY: WON-2 LOST-4

DATE	SCORE	ATT.	GOALTENDERS	GW GOAL
MAY 7	@ SHARKS 2; OILERS 1	17,496	TOSKALA/ROLOSON	C. EHRHOFF
MAY 8	@ SHARKS 2; OILERS 1	17,496	TOSKALA/ROLOSON	J. THORNTON
MAY 10	SHARKS 2; @ OILERS 3 3OT	16,839	TOSKALA/ROLOSON	S. HORCOFF
MAY 12	SHARKS 3; @ OILERS 6	16,839	TOSKALA-NABOKOV/ ROLOSON	J. SMITH
MAY 14	@ SHARKS 3; OILERS 6	17,496	TOSKALA/ROLOSON	F. PISANI
MAY 17	SHARKS 0; @ OILERS 2	16,839	TOSKALA/ROLOSON	M. PECA

GOALS BY PERIOD	1ST	2ND	3RD	OT	TOTAL	SHOTS BY PERIOD	1ST	2ND	3RD	OT	TOTAL
SHARKS	4	6	2	0	12	SHARKS	50	56	51	18	175
OILERS	5	4	9	1	19	OILERS	63	31	33	30	177

INDIVIDUAL SCORING

SHARKS	GP	G	A	TP	+/-	PM	PP	SH	GW	GT	EN	S	PCTG
PATRICK MARLEAU	6	2	4	6	1	4	0	0	0	0	0	20	10.0
JONATHAN CHEECHOO	6	2	3	5	-1	4	0	0	0	0	0	21	9.5
JOE THORNTON	6	2	3	5	-2	8	1	0	1	0	0	13	15.4
CHRISTIAN EHRHOFF	6	2	1	3	-1	6	1	0	1	0	0	15	13.3
STEVE BERNIER	6	0	3	3	2	2	0	0	0	0	0	4	0.0
MILAN MICHALEK	4	0	3	3	2	2	0	0	0	0	0	10	0.0
NILS EKMAN	6	1	1	2	0	6	0	0	0	0	0	10	10.0
PATRICK RISSMILLER	6	1	1	2	-1	6	0	6	0	0	0	8	12.5
TOM PREISSING	6	1	0	1	-1	2	0	0	0	0	0	11	9.1
SCOTT THORNTON	6	1	0	1	-1	4	0	0	0	0	0	15	6.7
MARCEL GOC	6	0	1	1	-2	0	0	0	0	0	0	7	0.0
JOSH GORGES	6	0	1	1	-2	2	0	0	0	0	0	4	0.0
KYLE McLAREN	6	0	1	1	0	0	0	0	0	0	0	6	0.0
VILLE NIEMINEN	6	0	1	1	-2	4	0	0	0	0	0	8	0.0
MATT CARLE	6	0	0	0	0	4	0	0	0	0	0	5	0.0
SCOTT HANNAN	6	0	0	0	-2	4	0	0	0	0	0	7	0.0
MARK SMITH	6	0	0	0	-1	4	0	0	0	0	0	4	0.0
GRANT STEVENSON	4	0	0	0	-1	2	0	0	0	0	0	6	0.0
ALYN McCAULEY	2	0	0	0	-1	2	0	0	0	0	0	0	0.0
RYANE CLOWE	1	0	0	0	-1	0	0	0	0	0	0	0	0.0
ROB DAVISON	1	0	0	0	0	0	0	0	0	0	0	1	0.0

POWER PLAY: 2-35 (5.7%) PENALTY KILLING: 24-30 (80.0%)

GOALTENDING SHARKS	GP	MIN	GA	AVG	EN	SO	W	L	SHOTS	SAVE%
VESA TOSKALA	6	388	18	2.78	0	0	2	4	174	.897
EVGENI NABOKOV	1	12	1	5.17	0	0	0	0	4	.750



2004 SHARKS PLAYOFF SUMMARY

WESTERN CONFERENCE QUARTERFINALS

SAN JOSE SHARKS (#2) VS. ST. LOUIS BLUES (#7)

SHARKS SUMMARY: WON-4 LOST-1

DATE	SCORE	ATT.	GOALTENDERS	GW GOAL
APRIL 8	@ SHARKS 1; BLUES 0 OT	17,496	NABOKOV/OSGOOD	N. DIMITRAKOS
APRIL 10	@ SHARKS 3; BLUES 1	17,496	NABOKOV/OSGOOD, DIVIS	P. MARLEAU
APRIL 12	SHARKS 1; @ BLUES 4	19,023	NABOKOV/OSGOOD	D. DRAKE
APRIL 13	SHARKS 4; @ BLUES 3	19,452	NABOKOV/OSGOOD	A. KOROLYUK
APRIL 15	@ SHARKS 3; BLUES 1	17,496	NABOKOV/OSGOOD	M. SMITH

GOALS BY PERIOD	1ST	2ND	3RD	OT	TOTAL	SHOTS BY PERIOD	1ST	2ND	3RD	OT	TOTAL
SHARKS	3	4	4	1	12	SHARKS	38	34	41	4	117
BLUES	2	2	5	0	9	BLUES	37	52	37	2	128

INDIVIDUAL SCORING

SHARKS	GP	G	A	TP	+/−	PM	PP	SH	GW	GT	EN	S	PCTG
PATRICK MARLEAU	5	3	1	4	-2	2	2	1	1	0	0	13	23.1
VINCENT DAMPHOUSSE	5	0	4	4	-2	0	0	0	0	0	0	8	0.0
SCOTT THORNTON	4	2	1	3	0	6	0	0	0	0	0	6	33.3
JONATHAN CHEECHOO	5	1	2	3	3	4	0	0	0	0	0	8	12.5
ALEXANDER KOROLYUK	5	2	0	2	0	2	1	0	1	0	0	14	14.3
NIKO DIMITRAKOS	5	1	1	2	0	6	0	0	1	1	0	6	16.7
MIKE RICCI	5	1	1	2	3	2	0	0	0	0	0	4	25.0
BRAD STUART	5	1	1	2	-1	4	0	0	0	0	0	7	14.3
SCOTT HANNAN	5	0	2	2	1	8	0	0	0	0	0	7	0.0
KYLE MCLAREN	5	0	2	2	0	4	0	0	0	0	0	1	0.0
MARK SMITH	4	1	0	1	1	0	0	0	1	0	0	1	100.0
CURTIS BROWN	5	0	1	1	0	0	0	0	0	0	0	7	0.0
TODD HARVEY	5	0	1	1	1	0	0	0	0	0	0	1	0.0
JASON MARSHALL	5	0	1	1	0	6	0	0	0	0	0	5	0.0
TOM PREISSING	5	0	1	1	1	0	0	0	0	0	0	6	0.0
MIKE RATHJE	5	0	1	1	1	4	0	0	0	0	0	3	0.0
MARCEL GOC	1	0	1	1	1	0	0	0	0	0	0	0	0.0
NILS EKMAN	5	0	0	0	-2	2	0	0	0	0	0	10	0.0
WAYNE PRIMEAU	5	0	0	0	-2	2	0	0	0	0	0	9	0.0
ALYN MCCAULEY	1	0	0	0	0	0	0	0	0	0	0	1	0.0

POWER PLAY: 3-31 (9.7%)

PENALTY KILLING: 21-22 (95.5%)

GOALTENDING SHARKS	GP	MIN	GA	Avg	EN	SO	W	L	SHOTS	SAVE%
EVGENI NABOKOV	5	308	8	1.56	1	1	4	1	127	.937

2004 SHARKS PLAYOFF SUMMARY

WESTERN CONFERENCE SEMIFINALS

SAN JOSE SHARKS (#2) VS. COLORADO AVALANCHE (#4)

SHARKS SUMMARY: WON-4 LOST-2

DATE	SCORE	ATT.	GOALTENDERS	GW GOAL
APRIL 22	@ SHARKS 5; AVALANCHE 2	17,496	NABOKOV/SALO	SCOTT HANNAN
APRIL 24	@ SHARKS 4; AVALANCHE 1	17,496	NABOKOV/AEBISCHER	P. MARLEAU
APRIL 26	SHARKS 1; @ AVALANCHE 0	18,007	NABOKOV/AEBISCHER	V. DAMPHOUSSE
APRIL 28	SHARKS 0; @ AVALANCHE 1 OT	18,007	NABOKOV/AEBISCHER	JOE SAKIC
MAY 1	@ SHARKS 1; AVALANCHE 2 OT	17,496	NABOKOV/AEBISCHER	JOE SAKIC
MAY 4	SHARKS 3; @ AVALANCHE 1	18,007	NABOKOV/AEBISCHER	MARCEL GOC

GOALS BY PERIOD	1ST	2ND	3RD	OT	TOTAL	SHOTS BY PERIOD	1ST	2ND	3RD	OT	TOTAL
SHARKS	4	7	3	0	14	SHARKS	61	42	40	4	147
AVALANCHE	1	2	2	2	7	AVALANCHE	40	68	50	7	165

INDIVIDUAL SCORING

SHARKS	GP	G	A	TP	+/-	PM	PP	SH	GW	GT	EN	S	PCTG
VINCENT DAMPHOUSSE	6	5	2	7	5	8	2	0	1	0	0	15	33.3
NIKO DIMITRAKOS	6	0	7	7	4	0	0	0	0	0	0	12	0.0
PATRICK MARLEAU	6	4	2	6	6	2	1	0	1	0	0	17	23.5
JONATHAN CHEECHOO	6	2	3	5	1	6	1	0	0	0	0	13	15.4
BRAD STUART	6	0	3	3	4	7	0	0	0	0	0	8	0.0
SCOTT HANNAN	6	1	1	2	5	10	1	0	1	0	0	11	9.1
MIKE RICCI	6	0	2	2	0	2	0	0	0	0	0	3	0.0
WAYNE PRIMEAU	6	1	0	1	-1	2	0	0	0	0	1	12	8.3
MARCEL GOC	1	1	0	1	1	0	0	0	1	0	0	1	100.0
CURTIS BROWN	6	0	1	1	0	14	0	0	0	0	0	7	0.0
NILS EKMAN	6	0	1	1	-1	2	0	0	0	0	0	13	0.0
ALEXANDER KOROLYUK	6	0	1	1	-1	6	0	0	0	0	0	15	0.0
KYLE MCLAREN	6	0	1	1	1	0	0	0	0	0	0	4	0.0
MIKE RATHJE	6	0	1	1	1	4	0	0	0	0	0	2	0.0
JASON MARSHALL	6	0	0	0	0	6	0	0	0	0	0	3	0.0
MARK SMITH	6	0	0	0	1	11	0	0	0	0	0	2	0.0
TODD HARVEY	5	0	0	0	0	0	0	0	0	0	0	4	0.0
TOM PREISSING	5	0	0	0	0	0	0	0	0	0	0	1	0.0
ALYN MCCAULEY	4	0	0	0	-1	0	0	0	0	0	0	3	0.0
SCOTT THORNTON	2	0	0	0	0	0	0	0	0	0	0	1	0.0
JIM FAHEY	1	0	0	0	0	0	0	0	0	0	0	0	0.0

POWER PLAY: 5-25 (20.0%) PENALTY KILLING: 24-27 (88.9%)

GOALTENDING SHARKS	GP	MIN	GA	Avg	EN	SO	W	L	SHOTS	SAVE%
EVGENI NABOKOV	6	367	7	1.14	0	1	4	2	165	.958



2004 SHARKS PLAYOFF SUMMARY

WESTERN CONFERENCE FINALS
SAN JOSE SHARKS (#2) VS. CALGARY FLAMES (#6)
SHARKS SUMMARY: WON-2 LOST-4

DATE	SCORE	ATT.	GOALTENDERS	GW GOAL
MAY 9	@ SHARKS 3; FLAMES 4 OT	17,496	NABOKOV/KIPRUSOFF	STEVE MONTADOR
MAY 11	@ SHARKS 1; FLAMES 4	17,496	NABOKOV/KIPRUSOFF	SHEAN DONOVAN
MAY 13	SHARKS 3; @ FLAMES 0	19,289	NABOKOV/KIPRUSOFF	V. DAMPHOUSSE
MAY 16	SHARKS 4; @ FLAMES 2	19,289	NABOKOV/KIPRUSOFF, TUREK	V. DAMPHOUSSE
MAY 17	@ SHARKS 0; FLAMES 3	17,496	NABOKOV/KIPRUSOFF	JAROME IGINLA
MAY 19	SHARKS 1; @ FLAMES 3	19,289	NABOKOV/KIPRUSOFF	MARTIN GELINAS

GOALS BY PERIOD	1ST	2ND	3RD	OT	TOTAL	SHOTS BY PERIOD	1ST	2ND	3RD	OT	TOTAL
SHARKS	0	9	3	0	12	SHARKS	48	55	36	12	151
FLAMES	7	3	5	1	16	FLAMES	56	50	59	5	170

INDIVIDUAL SCORING

SHARKS	GP	G	A	TP	+/-	PM	PP	SH	GW	GT	EN	S	PCTG
ALEXANDER KOROLYUK	6	3	1	4	1	2	1	0	0	0	1	13	23.1
MIKE RATHJE	6	1	3	4	-1	5	0	0	0	0	0	9	11.1
VINCENT DAMPHOUSSE	6	2	1	3	-3	12	1	0	2	0	0	14	14.3
ALYN MCCAULEY	6	2	1	3	1	2	0	0	0	0	0	7	28.6
JONATHAN CHEECHOO	6	1	1	2	0	0	0	0	0	0	0	13	7.7
TODD HARVEY	6	1	1	2	-4	2	0	0	0	0	0	6	16.7
PATRICK MARLEAU	6	1	1	2	-4	2	1	0	0	0	0	15	6.7
SCOTT HANNAN	6	0	2	2	1	4	0	0	0	0	0	7	0.0
WAYNE PRIMEAU	6	0	2	2	-4	0	0	0	0	0	0	7	0.0
ROB DAVISON	5	0	2	2	0	4	0	0	0	0	0	2	0.0
NILS EKMAN	5	0	2	2	1	4	0	0	0	0	0	6	0.0
MIKE RICCI	6	1	0	1	2	0	0	0	0	0	0	6	16.7
BRAD STUART	6	0	1	1	-7	2	0	0	0	0	0	13	0.0
SCOTT THORNTON	6	0	1	1	1	16	0	0	0	0	0	8	0.0
CURTIS BROWN	6	0	0	0	-5	4	0	0	0	0	0	9	0.0
JASON MARSHALL	6	0	0	0	1	13	0	0	0	0	0	5	0.0
KYLE MCLAREN	5	0	0	0	-2	6	0	0	0	0	0	7	0.0
NIKO DIMITRAKOS	4	0	0	0	-2	2	0	0	0	0	0	4	0.0
MARCEL GOC	3	0	0	0	-1	0	0	0	0	0	0	0	0.0
JIM FAHEY	1	0	0	0	0	0	0	0	0	0	0	0	0.0
TOM PREISSING	1	0	0	0	-1	0	0	0	0	0	0	0	0.0

POWER PLAY: 3-25 (12.0%)PENALTY KILLING: 21-23 (91.3%)

GOALTENDING SHARKS	GP	MIN	GA	Avg	EN	SO	W	L	SHOTS	SAVE%
EVGENI NABOKOV	6	378	15	2.38	1	1	2	4	169	.911

2002 SHARKS PLAYOFF SUMMARY

WESTERN CONFERENCE QUARTERFINALS

SAN JOSE SHARKS (#3) VS. PHOENIX COYOTES (#6)

SHARKS SUMMARY: WON-4 LOST-1

DATE	SCORE	ATT.	GOALTENDERS	GW GOAL
APRIL 17	@ SHARKS 2; COYOTES 1	17,496	NABOKOV/BURKE	PATRICK MARLEAU
APRIL 20	@ SHARKS 1; COYOTES 3	17,496	NABOKOV/BURKE	DANIEL BRIERE
APRIL 22	SHARKS 4; @ COYOTES 1	16,210	NABOKOV/BURKE	ADAM GRAVES
APRIL 24	SHARKS 2; @ COYOTES 1	16,210	NABOKOV/BURKE	MIKE RICCI
APRIL 26	@ SHARKS 4; COYOTES 1	17,496	NABOKOV/BURKE	ADAM GRAVES

GOALS BY PERIOD	1ST	2ND	3RD	OT	TOTAL	SHOTS BY PERIOD	1ST	2ND	3RD	OT	TOTAL
SHARKS	3	5	5	0	13	SHARKS	36	59	38	0	133
COYOTES	1	4	2	0	7	COYOTES	42	56	36	0	134

INDIVIDUAL SCORING

SHARKS	GP	G	A	TP	+/-	PM	PP	SH	GW	GT	EN	S	PCTG
PATRICK MARLEAU	5	3	3	6	4	2	0	0	1	0	0	8	37.5
VINCENT DAMPHOUSSE	5	2	1	3	-1	6	1	0	0	0	0	8	25
ADAM GRAVES	5	2	1	3	-1	2	0	0	2	0	0	9	22.2
MIKE RICCI	5	2	1	3	4	0	0	0	1	0	0	8	25
SCOTT THORNTON	5	1	2	3	2	4	0	0	0	0	0	8	12.5
MARCO STURM	5	2	0	2	3	2	0	0	0	0	0	13	15.4
MIKE RATHJE	5	1	1	2	3	4	1	0	0	0	0	2	50
STEPHANE MATTEAU	3	0	2	2	2	0	0	0	0	0	0	0	0
SCOTT HANNAN	5	0	2	2	1	6	0	0	0	0	0	2	0
TODD HARVEY	5	0	2	2	3	8	0	0	0	0	0	8	0
OWEN NOLAN	5	0	2	2	-2	0	0	0	0	0	0	17	0
TEEMU SELANNE	5	0	2	2	2	2	0	0	0	0	0	9	0
NIKLAS SUNDSTROM	5	0	2	2	2	6	0	0	0	0	0	5	0
BRYAN MARCHMENT	5	0	1	1	1	4	0	0	0	0	0	7	0
EVGENI NABOKOV	5	0	1	1	0	2	0	0	0	0	0	0	0
GARY SUTER	5	0	1	1	2	6	0	0	0	0	0	16	0
MATT BRADLEY	3	0	0	0	0	0	0	0	0	0	0	2	0
JEFF JILLSON	4	0	0	0	0	0	0	0	0	0	0	2	0
MARCUS RAGNARSSON	5	0	0	0	1	6	0	0	0	0	0	6	0
BRAD STUART	5	0	0	0	3	4	0	0	0	0	0	3	0

POWER PLAY: 0-22 (0%) PENALTY KILLING: 22-27 (81.4%)

GOALTENDING SHARKS	GP	MIN	GA	Avg	EN	SO	W	L	SHOTS	SAVE%
EVGENI NABOKOV	5	299	7	1.40	0	0	4	1	134	.948



2002 SHARKS PLAYOFF SUMMARY

WESTERN CONFERENCE SEMIFINALS
SAN JOSE SHARKS (#3) VS. COLORADO AVALANCHE
(#2)
SHARKS SUMMARY: WON-3 LOST-4

DATE	SCORE	ATT.	GOALTENDERS	GW GOAL
MAY 1	SHARKS 6; @ AVALANCHE 3	18,007	NABOKOV/ROY	PATRICK MARLEAU
MAY 4	SHARKS 2; @ AVALANCHE 8	18,007	NABOKOV, KIPRUSOFF/ROY	PETER FORSBERG
MAY 6	@ SHARKS 6; AVALANCHE 4	17,496	NABOKOV/ROY	PATRICK MARLEAU
MAY 8	@ SHARKS 1; AVALANCHE 4	17,496	NABOKOV/ROY	JOE SAKIC
MAY 11	SHARKS 5; @ AVALANCHE 3	18,007	NABOKOV/ROY	TEEMU SELANNE
MAY 13	@ SHARKS 1; AVALANCHE 2 OT	17,496	NABOKOV/ROY	PETER FORSBERG
MAY 15	SHARKS 0; @ AVALANCHE 1	18,007	NABOKOV/ROY	PETER FORSBERG

GOALS BY PERIOD	1ST	2ND	3RD	OT	TOTAL	SHOTS BY PERIOD	1ST	2ND	3RD	OT	TOTAL
SHARKS	3	8	10	0	21	SHARKS	63	56	70	1	190
AVALANCHE	4	14	6	1	25	AVALANCHE	57	81	52	1	191

INDIVIDUAL SCORING

SHARKS	GP	G	A	TP	+/-	PM	PP	SH	GW	GT	EN	S	PCTG
OWEN NOLAN	7	3	4	7	0	8	0	0	0	0	2	29	10.3
MIKE RICCI	7	2	5	7	2	4	0	0	0	0	0	9	22.2
TEEMU SELANNE	7	5	1	6	-5	0	2	0	1	0	0	26	19.2
PATRICK MARLEAU	7	3	2	5	-1	4	1	0	2	0	0	13	23.1
NIKLAS SUNDBLOM	7	1	4	5	1	0	0	0	0	0	0	12	8.3
VINCENT DAMPHOUSSE	7	0	5	5	0	6	0	0	0	0	0	9	0
MARCUS RAGNARSSON	7	1	3	4	-2	6	0	0	0	0	0	6	16.7
SCOTT THORNTON	7	2	1	3	1	2	0	0	0	0	0	15	13.3
MARCO STURM	7	1	2	3	-4	0	0	0	0	0	0	18	5.6
BRAD STUART	7	0	3	3	-2	4	0	0	0	0	0	9	0
GARY SUTER	7	0	3	3	0	2	0	0	0	0	0	6	0
MIKE RATHJE	7	0	2	2	2	2	0	0	0	0	0	8	0
ADAM GRAVES	7	1	0	1	-1	4	0	0	0	0	0	6	16.7
BRYAN MARCHMENT	7	1	0	1	-2	6	0	0	0	0	1	4	25
STEPHANE MATTEAU	7	1	0	1	-1	2	0	0	0	0	0	5	20
EVGENI NABOKOV	7	0	1	1	0	0	0	0	0	0	0	0	0
MATT BRADLEY	7	0	0	0	0	0	0	0	0	0	0	2	0
SCOTT HANNAN	7	0	0	0	-2	6	0	0	0	0	0	8	0
TODD HARVEY	7	0	0	0	0	4	0	0	0	0	0	5	0

POWER PLAY: 3-21 (14.3%) PENALTY KILLING: 19-23 (82.6%)

GOALTENDING SHARKS	GP	MIN	GA	Avg	EN	SO	W	L	SHOTS	SAVE%
EVGENI NABOKOV	7	413	24	3.49	1	0	3	4	188	.872
MIKKO KIPRUSOFF	1	8	0	0.00	0	0	0	0	2	100.0

2001 SHARKS PLAYOFF SUMMARY

WESTERN CONFERENCE QUARTERFINALS

SAN JOSE SHARKS (#5) VS. ST. LOUIS BLUES (#4)

SHARKS SUMMARY: WON-2 LOST-4

DATE	SCORE	ATT.	GOALTENDERS	GW GOAL
APRIL 12	@ BLUES 3; SHARKS 1	19,407	TUREK/NABOKOV	SCOTT YOUNG
APRIL 14	@ BLUES 0; SHARKS 1	19,534	TUREK/NABOKOV	SCOTT THORNTON
APRIL 16	BLUES 6; @ SHARKS 3	17,496	TUREK/NABOKOV, KIPRUSOFF	DALLAS DRAKE
APRIL 17	BLUES 2; @ SHARKS 3	17,496	TUREK/KIPRUSOFF	OWEN NOLAN
APRIL 19	@ BLUES 3; SHARKS 2 OT	19,853	TUREK/KIPRUSOFF	BRYCE SALVADOR
APRIL 21	BLUES 2; @ SHARKS 1	17,496	TUREK/NABOKOV	PAVOL DEMITRA

GOALS BY PERIOD	1ST	2ND	3RD	OT	TOTAL	SHOTS BY PERIOD	1ST	2ND	3RD	OT	TOTAL
SHARKS	2	6	3	0	11	SHARKS	51	62	46	2	161
BLUES	5	5	5	1	16	BLUES	59	63	51	10	183

INDIVIDUAL SCORING

SHARKS	GP	G	A	TP	+/-	PM	PP	SH	GW	GT	EN	S	PCTG
STEPHANE MATTEAU	6	1	3	4	1	0	0	0	0	0	0	6	16.7
SCOTT THORNTON	6	3	0	3	1	8	0	0	1	0	0	15	20.0
VINCENT DAMPHOUSSE	6	2	1	3	-1	14	0	1	0	0	0	15	13.3
MIKE RICCI	6	0	3	3	-1	0	0	0	0	0	0	10	.0
NIKLAS SUNDSTROM	6	0	3	3	1	2	0	0	0	0	0	5	.0
PATRICK MARLEAU	6	2	0	2	1	4	0	0	0	0	0	12	16.7
OWEN NOLAN	6	1	1	2	-5	8	0	0	1	0	0	26	3.8
TEEMU SELANNE	6	0	2	2	2	2	0	0	0	0	0	5	.0
MARCO STURM	6	0	2	2	-2	0	0	0	0	0	0	7	.0
TONY GRANATO	4	1	0	1	0	0	0	0	0	0	0	5	20.0
BRAD STUART	5	1	0	1	0	0	0	0	0	0	0	4	25.0
BRYAN MARCHMENT	5	0	1	1	3	2	0	0	0	0	0	10	.0
MARCUS RAGNARSSON	5	0	1	1	0	8	0	0	0	0	0	5	.0
SCOTT HANNAN	6	0	1	1	-1	6	0	0	0	0	0	20	.0
JEFF NORTON	6	0	1	1	-2	2	0	0	0	0	0	3	.0
MIKE RATHJE	6	0	1	1	2	4	0	0	0	0	0	5	.0
GARY SUTER	1	0	0	0	0	0	0	0	0	0	0	0	.0
SHAWN HEINS	2	0	0	0	-1	0	0	0	0	0	0	2	.0
ALEXANDER KOROLYUK	2	0	0	0	0	0	0	0	0	0	0	0	.0
TODD HARVEY	6	0	0	0	0	8	0	0	0	0	0	2	.0
BILL LINDSAY	6	0	0	0	0	16	0	0	0	0	0	4	.0

POWER PLAY: 0-22 (0%) PENALTY KILLING: 22-27 (81.4%)

GOALTENDING SHARKS	GP	MIN	GA	AVG	EN	SO	W	L	SHOTS	SAVE%
EVGENI NABOKOV	4	218	10	2.75	0	1	1	3	103	.903
MIKKA KIPRUSOFF	3	149	5	2.01	1	0	1	1	79	.937



2000 SHARKS PLAYOFF SUMMARY

WESTERN CONFERENCE QUARTERFINALS
SAN JOSE SHARKS (#8) VS. ST. LOUIS BLUES (#1)
SHARKS SUMMARY: WON-4 LOST-3

DATE	SCORE	ATT.	GOALTENDERS	GW GOAL
APRIL 12	@ BLUES 5; SHARKS 3	20,199	TUREK/SHIELDS	CHRIS PRONGER
APRIL 15	@ BLUES 2; SHARKS 4	20,337	TUREK/SHIELDS	MIKE RICCI
APRIL 17	BLUES 1; @ SHARKS 2	17,483	TUREK/SHIELDS	OWEN NOLAN
APRIL 19	BLUES 2; @ SHARKS 3	17,483	TUREK/SHIELDS	GARY SUTER
APRIL 21	@ BLUES 5; SHARKS 3	20,361	TUREK/SHIELDS	CHRIS PRONGER
APRIL 23	BLUES 6; @ SHARKS 2	17,483	TUREK/SHIELDS, NABOKOV	JOCHEN HECHT
APRIL 25	@ BLUES 1; SHARKS 3	20,418	TUREK/SHIELDS	OWEN NOLAN

GOALS BY PERIOD	1ST	2ND	3RD	OT	TOTAL	SHOTS BY PERIOD	1ST	2ND	3RD	OT	TOTAL
SHARKS	8	5	7	0	20	SHARKS	51	67	44	0	162
BLUES	8	8	6	0	22	BLUES	62	55	78	0	195

INDIVIDUAL SCORING

SHARKS	GP	G	A	TP	+/-	PM	PP	SH	GW	GT	EN	S	PCTG
OWEN NOLAN	7	6	2	8	0	4	2	1	2	0	1	20	30.0
GARY SUTER	7	2	3	5	-4	12	1	0	1	0	0	16	12.5
VINCENT DAMPHOUSSE	7	0	5	5	0	8	0	0	0	0	0	14	.0
MIKE RICCI	7	3	1	4	-3	2	2	0	1	0	0	10	30.0
MIKE RATHJE	7	1	3	4	4	2	0	0	0	0	0	5	20.0
JEFF FRIESEN	6	2	1	3	-1	8	0	0	0	0	0	8	25.0
DAVE LOWRY	7	1	2	3	1	4	0	0	0	0	0	6	16.7
MARCO STURM	7	1	2	3	0	6	0	0	0	0	0	10	10.0
MARCUS RAGNARSSON	7	0	3	3	4	8	0	0	0	0	0	4	.0
BRYAN MARCHMENT	7	2	0	2	3	4	0	0	0	0	0	14	14.3
ALEXANDER KOROLYUK	5	0	2	2	2	6	0	0	0	0	0	7	.0
STEPHANE MATTEAU	7	0	2	2	-1	8	0	0	0	0	0	11	.0
RON SUTTER	7	0	2	2	2	2	0	0	0	0	0	6	.0
RONNIE STERN	2	1	0	1	0	9	0	0	0	0	0	3	33.3
BRAD STUART	7	1	0	1	-6	4	1	0	0	0	0	6	16.7
TONY GRANATO	7	0	1	1	3	10	0	0	0	0	0	9	.0
NIKLAS SUNDSTROM	7	0	1	1	-2	2	0	0	0	0	0	6	.0
PATRICK MARLEAU	1	0	0	0	-2	0	0	0	0	0	0	0	.0
TODD HARVEY	7	0	0	0	-1	4	0	0	0	0	0	3	.0
JEFF NORTON	7	0	0	0	1	7	0	0	0	0	0	4	.0

POWER PLAY: 6-35 (17.1%) PENALTY KILLING: 31-39 (79.5%)

GOALTENDING SHARKS	GP	MIN	GA	AVG	EN	SO	W	L	SHOTS	SAVE%
STEVE SHIELDS	7	398	21	3.17	1	0	4	3	184	.886
EVGENI NABOKOV	1	20	0	0.00	0	0	0	0	10	1.000

2000 SHARKS PLAYOFF SUMMARY

WESTERN CONFERENCE SEMIFINALS

SAN JOSE SHARKS (#8) VS. DALLAS STARS (#2)

SHARKS SUMMARY: WON-1 LOST-4

DATE	SCORE	ATT.	GOALTENDERS	GW GOAL
APRIL 28	@ STARS 4; SHARKS 0	17,001	BELFOUR/SHIELDS	AARON GAVEY
APRIL 30	@ STARS 1; SHARKS 0	17,001	BELFOUR/SHIELDS	MIKE MODANO
MAY 2	STARS 1; @ SHARKS 2	17,483	BELFOUR/SHIELDS	OWEN NOLAN
MAY 5	STARS 5; @ SHARKS 4	17,483	BELFOUR/SHIELDS	JOE NIEUWENDYK
MAY 7	@ STARS 4; SHARKS 1	17,001	BELFOUR/SHIELDS	SCOTT THORNTON

GOALS BY PERIOD	1ST	2ND	3RD	OT	TOTAL	SHOTS BY PERIOD	1ST	2ND	3RD	OT	TOTAL
STARS	8	3	4	0	15	STARS	49	46	44	0	139
SHARKS	2	4	1	0	7	SHARKS	42	41	50	0	133

INDIVIDUAL SCORING

SHARKS	GP	G	A	TP	+/-	PM	PP	SH	GW	GT	EN	S	PCTG
VINCENT DAMPHOUSSE	5	1	2	3	-5	8	1	0	0	0	0	14	7.1
OWEN NOLAN	3	2	0	2	-2	2	0	1	1	0	0	12	16.7
MIKE RICCI	5	2	0	2	0	0	1	0	0	0	0	10	20.0
PATRICK MARLEAU	4	1	1	2	-1	2	1	0	0	0	0	4	25.0
GARY SUTER	5	0	2	2	-2	0	0	0	0	0	0	17	.0
TODD HARVEY	5	1	0	1	-1	4	1	0	0	0	0	6	16.7
SCOTT HANNAN	1	0	1	1	0	0	0	0	0	0	0	2	.0
ALEXANDER KOROLYUK	4	0	1	1	-1	0	0	0	0	0	0	6	.0
BRYAN MARCHMENT	4	0	1	1	-1	8	0	0	0	0	0	2	.0
JEFF FRIESEN	5	0	1	1	-3	2	0	0	0	0	0	14	.0
JEFF NORTON	5	0	1	1	-2	0	0	0	0	0	0	7	.0
MARCO STURM	5	0	1	1	0	0	0	0	0	0	0	6	.0
NIKLAS SUNDSTROM	5	0	1	1	-1	0	0	0	0	0	0	3	.0
RONNIE STERN	1	0	0	0	-2	2	0	0	0	0	0	1	.0
STEPHANE MATTEAU	3	0	0	0	-1	0	0	0	0	0	0	5	.0
TONY GRANATO	5	0	0	0	-2	4	0	0	0	0	0	6	.0
DAVE LOWRY	5	0	0	0	-1	2	0	0	0	0	0	1	.0
MARCUS RAGNARSSON	5	0	0	0	-1	2	0	0	0	0	0	3	.0
MIKE RATHJE	5	0	0	0	-3	6	0	0	0	0	0	3	.0
BRAD STUART	5	0	0	0	-5	2	0	0	0	0	0	6	.0
RON SUTTER	5	0	0	0	-2	8	0	0	0	0	0	5	.0

POWER PLAY: 4-28 (14.3%) PENALTY KILLING: 17-22 (77.3%)

GOALTENDING SHARKS	GP	MIN	GA	AVG	EN	SO	W	L	SHOTS	SAVE%
STEVE SHIELDS	5	298	15	3.02	0	0	1	4	139	.892



1999 SHARKS PLAYOFF SUMMARY

WESTERN CONFERENCE QUARTERFINALS
SAN JOSE SHARKS (#7) VS. COLORADO AVALANCHE (#2)
SHARKS SUMMARY: WON-2 LOST-4

DATE	SCORE	ATT.	GOALTENDERS	GW GOAL
APRIL 24*	AVALANCHE 3; @ SHARKS 1	17,483	ROY/VERNON	SANDIS OZOLINSH
APRIL 26*	AVALANCHE 2; @ SHARKS 1 OT	17,483	ROY/VERNON	MILAN HEJDUK
APRIL 28	@ AVALANCHE 2; SHARKS 4	16,061	ROY/VERNON	MARCO STURM
APRIL 30	@ AVALANCHE 3; SHARKS 7	16,061	ROY, Billington/VERNON	A. KOROLYUK
MAY 1	@ AVALANCHE 6; SHARKS 2	16,051	ROY/SHIELDS	JOE SAKIC
MAY 3	AVALANCHE 3; @ SHARKS 2 OT	17,483	ROY/VERNON	MILAN HEJDUK

* Games 1 and 2 were shifted to San Jose due to the tragedy at Columbine High School in Littleton, Colo.

GOALS BY PERIOD	1ST	2ND	3RD	OT	TOTAL	SHOTS BY PERIOD	1ST	2ND	3RD	OT	TOTAL
AVALANCHE	3	9	5	2	19	AVALANCHE	56	74	65	13	208
SHARKS	1	4	12	0	17	SHARKS	49	66	69	7	191

INDIVIDUAL SCORING

SHARKS	GP	G	A	TP	+/-	PM	PP	SH	GW	GT	EN	S	PCTG
JEFF NORTON	6	0	7	7	5	10	0	0	0	0	0	3	.0
VINCENT DAMPHOUSSE	6	3	2	5	1	6	0	2	0	0	0	22	13.6
MIKE RICCI	6	2	3	5	1	10	1	0	0	0	0	9	22.2
JEFF FRIESEN	6	2	2	4	-1	14	1	0	0	0	0	20	10.0
MARCO STURM	6	2	2	4	1	4	0	0	1	0	0	15	13.3
ALEXANDER KOROLYUK	6	1	3	4	-3	2	0	0	1	0	0	7	14.3
BILL HOULDER	6	3	0	3	2	4	3	0	0	0	0	8	37.5
PATRICK MARLEAU	6	2	1	3	-1	4	2	0	0	0	0	7	28.6
JOE MURPHY	6	0	3	3	4	0	0	0	0	0	0	21	.0
TONY GRANATO	6	1	1	2	-1	2	0	0	0	0	0	5	20.0
OWEN NOLAN	6	1	1	2	6	0	0	0	0	1	0	26	3.8
MIKE VERNON	5	0	1	1	0	0	0	0	0	0	0	0	.0
MARCUS RAGNARSSON	6	0	1	1	-4	6	0	0	0	0	0	9	.0
DAVE LOWRY	1	0	0	0	0	0	0	0	0	0	0	0	.0
STEPHANE MATTEAU	5	0	0	0	-3	6	0	0	0	0	0	4	.0
BRYAN MARCHMENT	6	0	0	0	4	0	0	0	0	0	0	7	.0
MIKE RATHJE	6	0	0	0	-6	4	0	0	0	0	0	4	.0
BOB ROUSE	6	0	0	0	-1	6	0	0	0	0	0	4	.0
RONNIE STERN	6	0	0	0	-1	6	0	0	0	0	0	10	.0
RON SUTTER	6	0	0	0	-1	4	0	0	0	0	0	10	.0

POWER PLAY: 7-41 (17.1%) PENALTY KILLING: 35-42 (83.3%)

GOALTENDING SHARKS	GP	MIN	GA	AVG	EN	SO	W	L	SHOTS	SAVE%
MIKE VERNON	5	321	13	2.40	0	0	2	3	172	.924
STEVE SHIELDS	1	60	6	6.00	0	0	0	1	36	.833

1998 SHARKS PLAYOFF SUMMARY

WESTERN CONFERENCE QUARTERFINALS

SAN JOSE SHARKS (#8) VS. DALLAS STARS (#1)

SHARKS SUMMARY: WON-2 LOST-4

DATE	SCORE	ATT.	GOALTENDERS	GW GOAL
APRIL 22	@ STARS 4; SHARKS 1	16,928	VERNON/BELFOUR	JUHA LIND
APRIL 24	@ STARS 5; SHARKS 2	16,928	HRUDEY, VERNON/BELFOUR	PAT VERBEEK
APRIL 26	STARS 1; @ SHARKS 4	17,483	VERNON/BELFOUR, FERNANDEZ	OWEN NOLAN
APRIL 28	STARS 0; @ SHARKS 1 OT	17,483	VERNON/BELFOUR	ANDREI ZYUZIN
APRIL 30	@ STARS 3; SHARKS 2	16,928	VERNON/BELFOUR	MIKE MODANO
MAY 2	STARS 3; @ SHARKS 2 OT	17,483	VERNON/BELFOUR	MIKE KEANE

GOALS BY PERIOD	1ST	2ND	3RD	OT	TOTAL	SHOTS BY PERIOD	1ST	2ND	3RD	OT	TOTAL
SHARKS	2	5	4	1	12	SHARKS	41	48	38	4	131
STARS	6	6	3	1	16	STARS	55	46	41	3	145

INDIVIDUAL SCORING

SHARKS	GP	G	A	TP	+/-	PM	PP	SH	GW	GT	EN	S	PCTG
JOHN MACLEAN	6	2	3	5	1	4	1	0	0	0	0	18	11.1
BERNIE NICHOLLS	6	0	5	5	-2	8	0	0	0	0	0	6	.0
OWEN NOLAN	6	2	2	4	-1	26	2	0	1	0	0	16	12.5
MIKE RICCI	6	1	3	4	0	6	0	0	0	0	0	8	12.5
BILL HOULDER	6	1	2	3	0	2	0	0	0	0	0	8	12.5
MURRAY CRAVEN	6	1	1	2	-2	0	0	0	0	0	0	6	16.7
JOE MURPHY	6	1	1	2	-1	20	1	0	0	0	0	10	10.0
AL IAFRATE	6	1	0	1	-4	10	1	0	0	0	0	10	10.0
MIKE RATHJE	6	1	0	1	-3	6	1	0	0	0	0	2	50.0
RON SUTTER	6	1	0	1	-1	14	0	0	0	0	0	7	14.3
ANDREI ZYUZIN	6	1	0	1	-2	14	0	0	1	1	0	6	16.7
STEPHANE MATTEAU	4	0	1	1	1	0	0	0	0	0	0	2	.0
PATRICK MARLEAU	5	0	1	1	-1	0	0	0	0	0	0	2	.0
JEFF FRIESEN	6	0	1	1	-1	2	0	0	0	0	0	9	.0
TONY GRANATO	1	0	0	0	0	0	0	0	0	0	0	2	.0
MARCO STURM	2	0	0	0	-2	0	0	0	0	0	0	3	.0
SHAWN BURR	6	0	0	0	-1	8	0	0	0	0	0	4	.0
DAVE LOWRY	6	0	0	0	0	18	0	0	0	0	0	3	.0
BRYAN MARCHMENT	6	0	0	0	1	10	0	0	0	0	0	5	.0
MARCUS RAGNARSSON	6	0	0	0	2	4	0	0	0	0	0	4	.0
MIKE VERNON	6	0	0	0	0	0	0	0	0	0	0	0	.0
KELLY HRUDEY	1	0	0	0	0	0	0	0	0	0	0	0	.0

POWER PLAY: 6-36 (16.7%) PENALTY KILLING 31-38 (81.6%)

GOALTENDING SHARKS	GP	MIN	GA	AVG	EN	SO	W	L	SHOTS	SAVE%
MIKE VERNON	6	348	14	2.41	1	1	2	4	138	.899
KELLY HRUDEY	1	20	1	3.00	0	0	0	1	6	.833



1995 SHARKS PLAYOFF SUMMARY

WESTERN CONFERENCE QUARTERFINALS
CALGARY FLAMES (#2) VS. SAN JOSE SHARKS (#7)
SHARKS SUMMARY: WON-4 LOST-3

DATE	SCORE	ATT.	GOALTENDERS	GW GOAL
MAY 7	@ FLAMES 4; SHARKS 5	15,624	TABARACCI, KIDD/IRBE	JAMIE BAKER
MAY 9	@ FLAMES 4; SHARKS 5; OT	16,389	KIDD/IRBE	ULF DAHLEN
MAY 11	FLAMES 9; @ SHARKS 2	17,190	KIDD/FLAHERTY, IRBE	MIKE SULLIVAN
MAY 13	FLAMES 6; @ SHARKS 4	17,190	KIDD/IRBE	ROBERT REICHEL
MAY 15	@ FLAMES 5; SHARKS 0	18,298	KIDD/FLAHERTY, IRBE	JOE NIEUWENDYK
MAY 17	FLAMES 3; @ SHARKS 5	17,190	KIDD/FLAHERTY	CRAIG JANNEY
MAY 19	@ FLAMES 4; SHARKS 5; 2 OT	20,230	KIDD/FLAHERTY	RAY WHITNEY

GOALS BY PERIOD	1ST	2ND	3RD	OT	TOTAL	SHOTS BY PERIOD	1ST	2ND	3RD	OT	TOTAL
SHARKS	7	11	6	2	26	SHARKS	41	67	66	16	190
FLAMES	13	7	15	0	35	FLAMES	91	61	84	23	259

INDIVIDUAL SCORING

SHARKS	GP	G	A	TP	+/-	PM	PP	SH	GW	GT	EN	S	PCTG
ULF DAHLEN	7	4	3	7	-6	0	2	0	1	1	0	16	25.0
CRAIG JANNEY	7	3	4	7	-9	4	0	0	1	0	0	17	17.6
RAY WHITNEY	7	2	4	6	2	0	0	0	1	1	0	13	15.4
IGOR LARIONOV	7	1	5	6	-1	2	0	0	0	0	0	15	6.7
MIKE RATHJE	7	3	2	5	-7	4	3	0	0	0	0	13	23.1
SERGEI MAKAROV	7	2	3	5	-1	4	0	0	0	0	0	5	40.0
JEFF FRIESE	7	1	4	5	-3	4	0	0	0	0	0	16	6.3
TOM PEDERSON	6	0	5	5	-10	6	0	0	0	0	0	13	.0
PAT FALLOON	7	3	1	4	-2	0	0	0	0	0	0	20	15.0
JAMIE BAKER	7	2	2	4	-2	10	0	0	1	0	0	12	16.7
SANDIS OZOLINSH	7	3	0	3	-7	4	1	0	0	0	0	12	25.0
JEFF ODGERS	7	1	1	2	1	4	0	0	0	0	0	3	33.3
CHRIS TANCILL	7	1	1	2	-1	0	0	0	0	0	0	11	9.1
JAY MORE	7	0	2	2	6	6	0	0	0	0	0	7	.0
SHEAN DONOVAN	3	0	1	1	-1	0	0	0	0	0	0	2	.0
JIM KYTE	7	0	1	1	3	12	0	0	0	0	0	7	.0
VLASTIMIL KROUPA	2	0	0	0	-1	0	0	0	0	0	0	2	.0
KEVIN MILLER	4	0	0	0	-2	0	0	0	0	0	0	2	.0
ARTURS IRBE	5	0	0	0	0	10	0	0	0	0	0	0	.0
ANDREI NAZAROV	6	0	0	0	0	9	0	0	0	0	0	3	.0
SHAWN CRONIN	7	0	0	0	2	5	0	0	0	0	0	1	.0

POWER PLAY: 6-31 (19.4%) PENALTY KILLING: 24-31 (77.4%)

GOALTENDING SHARKS	GP	MIN	GA	AVG	EN	SO	W	L	SHOTS	SAVE%
ARTURS IRBE	5	256	21	4.92	1	0	2	3	138	.848
WADE FLAHERTY	4	197	13	3.96	0	0	2	0	120	.892

1995 SHARKS PLAYOFF SUMMARY

WESTERN CONFERENCE SEMIFINALS

DETROIT RED WINGS (#1) VS. SAN JOSE SHARKS (#7)

SHARKS SUMMARY: WON-0 LOST-4

DATE	SCORE	ATT.	GOALTENDERS	GW GOAL
MAY 21	@ RED WINGS 6; SHARKS 0	19,875	VERNON/FLAHERTY	DINO CICCARELLI
MAY 23	@ RED WINGS 6; SHARKS 2	19,875	VERNON/IRBE	STEVE YZERMAN
MAY 25	RED WINGS 6; @ SHARKS 2	17,190	VERNON/FLAHERTY	VYACHESLAV KOZLOV
MAY 27	RED WINGS 6; @ SHARKS 2	17,190	VERNON/FLAHERTY	DOUG BROWN

GOALS BY PERIOD	1ST	2ND	3RD	OT	TOTAL	SHOTS BY PERIOD	1ST	2ND	3RD	OT	TOTAL
RED WINGS	10	6	8	0	24	RED WINGS	55	61	31	0	147
SHARKS	0	2	4	0	6	SHARKS	25	16	20	0	61

INDIVIDUAL SCORING

SHARKS	GP	G	A	TP	+/-	PM	PP	SH	GW	GT	EN	S	PCTG
IGOR LARIONOV	4	0	3	3	-3	0	0	0	0	0	0	4	.0
MIKE RATHJE	4	2	0	2	-8	0	2	0	0	0	0	5	40.0
RAY WHITNEY	4	2	0	2	-5	2	0	0	0	0	0	2	100.0
ULF DAHLEN	4	1	1	2	-7	0	1	0	0	0	0	3	33.3
JAY MORE	4	0	2	2	-6	0	0	0	0	0	0	4	.0
SANDIS OZOLINSH	4	0	2	2	-6	2	0	0	0	0	0	3	.0
SERGEI MAKAROV	4	1	0	1	-2	0	0	0	0	0	0	3	33.3
JEFF FRIESEN	4	0	1	1	-6	0	0	0	0	0	0	5	.0
JIM KYTE	4	0	1	1	-4	2	0	0	0	0	0	1	.0
SHAWN CRONIN	2	0	0	0	0	0	0	0	0	0	0	0	.0
KEVIN MILLER	2	0	0	0	-1	2	0	0	0	0	0	5	.0
JAMIE BAKER	4	0	0	0	-5	2	0	0	0	0	0	8	.0
SHEAN DONOVAN	4	0	0	0	-2	6	0	0	0	0	0	5	.0
PAT FALLOON	4	0	0	0	-4	0	0	0	0	0	0	4	.0
CRAIG JANNEY	4	0	0	0	-4	0	0	0	0	0	0	0	.0
VLASTIMIL KROUPA	4	0	0	0	-2	4	0	0	0	0	0	1	.0
JEFF ODGERS	4	0	0	0	-1	19	0	0	0	0	0	2	.0
TOM PEDERSON	4	0	0	0	-4	2	0	0	0	0	0	1	.0
CHRIS TANCILL	4	0	0	0	-6	8	0	0	0	0	0	5	.0

POWER PLAY: 3-17 (17.6%) PENALTY KILLING: 9-15 (60.0%)

GOALTENDING SHARKS	GP	MIN	GA	AVG	EN	SO	W	L	SHOTS	SAVE%
WADE FLAHERTY	3	180	18	6.00	0	0	0	3	101	.822
ARTURS IRBE	1	60	6	6.00	0	0	0	1	46	.870



1994 SHARKS PLAYOFF SUMMARY

WESTERN CONFERENCE QUARTERFINALS
DETROIT RED WINGS (#1) VS. SAN JOSE SHARKS (#8)
SHARKS SUMMARY: WON-4 LOST-3

DATE	SCORE	ATT.	GOALTENDERS	GW GOAL
APRIL 18	@ RED WINGS 4; SHARKS 5	19,778	ESSENSA/IRBE	VLASTIMIL KROUPA
APRIL 20	@ RED WINGS 4; SHARKS 0	19,875	OSGOOD/IRBE	SHAWN BURR
APRIL 22	RED WINGS 3; @ SHARKS 2	17,190	OSGOOD/IRBE	SHAWN BURR
APRIL 23	RED WINGS 3; @ SHARKS 4	17,190	OSGOOD/IRBE	SERGEI MAKAROV
APRIL 26	RED WINGS 4; @ SHARKS 6	17,190	ESSENSA, OSGOOD/IRBE	J. GARPENLOV
APRIL 28	@ RED WINGS 7; SHARKS 1	19,875	OSGOOD/IRBE, WAITE	STEVE CHIASSON
APRIL 30	@ RED WINGS 2; SHARKS 3	19,875	OSGOOD/IRBE	JAMIE BAKER

GOALS BY PERIOD	1ST	2ND	3RD	OT	TOTAL	SHOTS BY PERIOD	1ST	2ND	3RD	OT	TOTAL
RED WINGS	11	8	8	0	27	RED WINGS	74	79	65	0	218
SHARKS	7	6	8	0	21	SHARKS	47	60	46	0	153

INDIVIDUAL SCORING

SHARKS	GP	G	A	TP	+/-	PM	PP	SH	GW	GT	EN	S	PCTG
IGOR LARIONOV	7	2	8	10	-5	4	0	0	0	0	0	10	20.0
SERGEI MAKAROV	7	6	0	6	-3	4	3	0	1	0	0	14	42.9
JOHAN GARPENLOV	7	2	3	5	-5	6	0	0	1	0	0	8	25.0
TODD ELIK	7	1	4	5	-1	8	0	0	0	0	0	15	6.7
SANDIS OZOLINSH	7	0	5	5	-4	0	0	0	0	0	0	12	.0
ULF DAHLEN	7	3	1	4	0	0	2	0	0	0	0	12	25.0
TOM PEDERSON	7	1	3	4	-1	2	0	1	0	0	0	18	5.6
JAMIE BAKER	7	2	1	3	-1	4	0	0	1	0	0	7	28.6
JEFF NORTON	7	0	3	3	-4	12	0	0	0	0	0	15	.0
BOB ERREY	7	1	1	2	0	2	0	0	0	0	0	5	20.0
VLASTIMIL KROUPA	7	1	1	2	-2	2	0	0	1	0	0	4	25.0
GAETAN DUCHESNE	7	0	2	2	1	8	0	0	0	0	0	5	.0
RAY WHITNEY	7	0	2	2	-4	2	0	0	0	0	0	11	.0
SHAWN CRONIN	7	1	0	1	-2	6	0	0	0	0	0	1	100.0
ROB GAUDREAU	7	1	0	1	0	0	1	0	0	0	0	6	16.7
PAT FALLOON	7	0	1	1	-3	4	0	0	0	0	0	4	.0
JAY MORE	7	0	1	1	-2	12	0	0	0	0	0	3	.0
JEFF ODGERS	4	0	0	0	-1	2	0	0	0	0	0	3	.0
ARTURS IRBE	7	0	0	0	0	4	0	0	0	0	0	0	.0

POWER PLAY: 6-36 (16.7%) PENALTY KILLING: 30-35 (85.7%)

GOALTENDING SHARKS	GP	MIN	GA	AVG	EN	SO	W	L	SHOTS	SAVE%
ARTURS IRBE	7	399	26	3.91	0	0	4	3	210	.876
JIM WAITE	1	20	1	3.00	0	0	0	0	8	.875

1994 SHARKS PLAYOFF SUMMARY

WESTERN CONFERENCE SEMIFINALS

TORONTO MAPLE LEAFS (#2) VS. SAN JOSE SHARKS (#8)

SHARKS SUMMARY: WON-3 LOST-4

DATE	SCORE	ATT.	GOALTENDERS	GW GOAL
MAY 2	@ MAPLE LEAFS 2; SHARKS 3	15,728	POTVIN/IRBE	JOHAN GARPENLOV
MAY 4	@ MAPLE LEAFS 5; SHARKS 1	15,728	POTVIN/IRBE	MIKE GARTNER
MAY 6	MAPLE LEAFS 2; @ SHARKS 5	17,190	POTVIN, RHODES/IRBE	ULF DAHLEN
MAY 8	MAPLE LEAFS 8; @ SHARKS 3	17,190	POTVIN/IRBE, WAITE	WENDEL CLARK
MAY 10	MAPLE LEAFS 2; @ SHARKS 5	17,190	POTVIN/IRBE	SERGEI MAKAROV
MAY 12	@ MAPLE LEAFS 3; SHARKS 2 OT	15,728	POTVIN/IRBE	MIKE GARTNER
MAY 14	@ MAPLE LEAFS 4; SHARKS 2	15,728	POTVIN/IRBE	MARK OSBORNE

GOALS BY PERIOD	1ST	2ND	3RD	OT	TOTAL	SHOTS BY PERIOD	1ST	2ND	3RD	OT	TOTAL
MAPLE LEAFS	9	9	7	1	26	MAPLE LEAFS	65	64	68	1	198
SHARKS	5	8	8	0	21	SHARKS	60	75	52	0	187

INDIVIDUAL SCORING

SHARKS	GP	G	A	TP	+/-	PM	PP	SH	GW	GT	EN	S	PCTG
IGOR LARIONOV	7	3	5	8	4	6	0	0	0	0	0	17	17.6
TODD ELIK	7	4	1	5	-4	4	1	0	0	0	0	30	13.3
JOHAN GARPENLOV	7	2	3	5	5	0	0	0	1	0	0	15	13.3
SANDIS OZOLINSH	7	0	5	5	7	8	0	0	0	0	0	11	.0
ULF DAHLEN	7	3	1	4	-3	0	1	0	1	0	0	24	12.5
SERGEI MAKAROV	7	2	2	4	5	0	0	0	1	0	0	12	16.7
BOB ERREY	7	2	1	3	-3	8	1	0	0	0	0	7	28.6
GAETAN DUCHESNE	7	1	2	3	-3	4	0	0	0	0	0	12	8.3
JEFF NORTON	7	1	2	3	8	8	0	0	0	0	0	9	11.1
TOM PEDERSON	7	0	3	3	-5	0	0	0	0	0	0	16	.0
JAMIE BAKER	7	1	1	2	0	26	0	0	0	0	0	6	16.7
PAT FALLOON	7	1	1	2	1	2	0	0	0	0	0	4	25.0
RAY WHITNEY	7	0	2	2	0	6	0	0	0	0	0	5	.0
ROB GAUDREAU	7	1	0	1	-1	0	0	1	0	0	0	8	12.5
JAY MORE	6	0	1	1	-2	20	0	0	0	0	0	2	.0
VLASTIMIL KROUPA	7	0	1	1	-6	19	0	0	0	0	0	2	.0
MIKE RATHJE	1	0	0	0	1	0	0	0	0	0	0	0	.0
SHAWN CRONIN	7	0	0	0	-2	14	0	0	0	0	0	4	.0
ARTURS IRBE	7	0	0	0	0	2	0	0	0	0	0	0	.0
JEFF ODGERS	7	0	0	0	-1	9	0	0	0	0	0	3	.0

POWER PLAY: 3-38 (7.9%) PENALTY KILLING: 18-26 (69.2%)

GOALTENDING SHARKS	GP	MIN	GA	AVG	EN	SO	W	L	SHOTS	SAVE%
ARTURS IRBE	7	407	24	3.54	0	0	3	4	189	.873
JIM WAITE	1	20	2	6.00	0	0	0	0	9	.778



★★★ HOME OF THE
**AUTHENTIC
FAN** ★★★



f t i o @NBCSAuthentic

#SharksOnNBCS

 **Sports**
CALIFORNIA



NHL





NATIONAL HOCKEY LEAGUE

NEW YORK

1185 Avenue of the Americas, 15th Floor, New York, NY 10036
O: 212-789-2000 F: 212-789-2020

TORONTO

50 Bay Street, 11th Floor, Toronto, ON M5J 2X8
O: 416-359-7900 F: 416-981-2779

MONTREAL

1800 McGill College Avenue, Suite 2600, Montreal, QC H3A 3J6
O: 514-841-9220

NHL DIRECTORY

COMMISSIONER Gary B. Bettman

DEPUTY COMMISSIONER William Daly

SENIOR EXECUTIVE VICE PRESIDENT OF HOCKEY OPERATIONS Colin Campbell



Gary B. Bettman



William Daly



Colin Campbell

NHL COMMUNICATIONS (@PR_NHL)

GARY MEAGHER, Executive Vice President

O: 416-359-7960, C: 416-729-4700, gmeagher@nhl.com

JOHN DELLAPINA, Senior Vice President

O: 212-789-2115, C: 917-363-7988, jdellapina@nhl.com

* Commissioner's Office & Department of Player Safety requests

JENNIFER NEZIOL, Vice President, Corporate Communications

TOR: 416-359-7912, NYC: 212-789-7912, C: 416-275-9182,

jneziol@nhl.com * Corporate communications inquiries/requests

GREG INGLIS, Senior Director

O: 212-789-2065, C: 347-853-2461, ginglis@nhl.com

* Editorial content/research

NIRVA MILORD, Senior Director, Corporate Communications

O: 212-789-2123, C: 917-715-6187, nmilord@nhl.com

* Corporate communications and entertainment publicity

JENNIFER MOAD, Director

O: 416-359-7961, C: 416-527-2852, jmoad@nhl.com

* Hockey Operations, Officiating and Central Scouting requests

JULIE YOUNG, Director

O: 416-359-7964, C: 416-605-3550, jyoun@nhl.com

* esports inquiries

JASMINE GHAFOUR, Senior Manager

O: 416-359-7968, C: 647-808-4876, jghafour@nhl.com

JOSH BERNSTEIN, Manager

O: 212-789-2609, C: 516-528-8365, jbp@nhl.com

* Editorial content/research

STATISTICS & INFORMATION

O: 416-359-7978 @PR_NHL on Twitter / Instagram

#NHLStats

BENNY ERCOLANI, Vice President

O: 416-359-7963, C: 416-729-5666, bercolani@nhl.com

RUSS LEVINE, Vice President

O: 212-789-2783, C: 347-853-4159, rlevine@nhl.com

TREVOR BJERGSO, Senior Manager

O: 416-359-7965, C: 416-540-5306, tbjergso@nhl.com

* Situation Room requests

BRENDON CROSSMAN, Manager

O: 416-359-7903, C: 416-702-4645, bcrossman@nhl.com

STUART McCOMISH, Manager

O: 416-359-7966, smccomish@nhl.com

SCOTT RODGERS, Manager

srodgers@nhl.com

EVENT COMMUNICATIONS & PLAYER DEVELOPMENT

nhleventcommunications@nhl.com

JAMEY HORAN, Senior Vice President

O: 212-789-2785, C: 646-652-9981, jhoran@nhl.com

* Deputy Commissioner requests and event/player development inquiries

CHRIS WOJCICK, Director

O: 212-789-2097, C: 646-285-7711, cwojick@nhl.com

* Event inquiries

DAVID KEON, Senior Manager

O: 416-359-7962, C: 416-729-5665, dkeon@nhl.com

* International credentials

CASEY BLOSSOM, Manager

O: 212-324-8112, C: 646-634-1311, cblossom@nhl.com

MEGAN COOPER, Coordinator

O: 212-324-8161, mcooper@nhl.com

* Event credentials

JEFF DAY, Coordinator

O: 212-789-2108, C: 914-552-1660, jday@nhl.com

SAM GILBERT, Coordinator

O: 416-359-7908, C: 514-594-8441, sgilbert@nhl.com

GINA MORRA, Coordinator

O: 212-789-2690, gmorra@nhl.com

EMILY CAMPBELL, Assistant

O: 212-789-2113, ecampbell@nhl.com

NHL SOCIAL

social@nhl.com

SEAN DENNISON, Director, Social Media

O: 212-789-2096, sdennison@nhl.com

* Departmental oversight

DAVID KLATT, Senior Manager, Social Media Programs

O: 212-789-2660, dklatt@nhl.com

* Events, programs and initiatives

CHRIS ACKROYD, Manager, In-Game Social Media

C: 437-777-9296, cackroyd@nhl.com

* In-game social media and day-to-day social content

KEVIN BAUMER, Manager, Social Content & Community

Management O: 212-789-2080, kbaumer@nhl.com

* Day-to-day social editorial, content and community management

ANDREW BOEHMER, Coordinator, In-Game Social Media

aoboeher@nhl.com

* In-game social media and weekend content management

DYLAN COOPER, Coordinator, In-Game Social Media

dcooper@nhl.com

* In-game social media and weekend content management

REBECCA FRIEDMAN, Coordinator, Social Media Programs

O: 212-324-6180, rfriedman@nhl.com

* LSC program, team coordination and on-site coverage



2018-19 NHL OFFICIALS

NAME NUMBER

Anderson, Reid*	49
Brenk, Jacob	26
Charron, Francis	6
Chmielewski, Tom	18
Dwyer, Gord	19
Furlatt, Eric	27
Hanson, Trevor	14
Hebert, Ghislain	22
Hebert, Jean	15
Jackson, Dave	8
Joannette, Marc	25
Kowal, Tom	32
Kozari, Steve	40
Lambert, Pierre*	47
L'Ecuier, Frederick	17
Lee, Chris	28
Leggo, Mike	3
Luxmore, Thomas John	21
MacDougall, Peter*	45
McCauley, Wes	4
McIsaac, Jon	2
Meier, Brad	34
Morton, Dean	36
Nicholson, Kendrick	30
O'Halloran, Dan	13
O'Rourke, Dan	9
Peel, Tim	20
Pochmara, Brian	16
Pollock, Kevin	33
Rank, Garrett	7
Rehman, Kyle	10
Romasko, Evgeny*	39
Rooney, Chris	5
Schlenker, Chris*	48
Skilliter, Graham	24
South, Furman*	44
St-Laurent, Francois	38
St. Pierre, Justin	12
Sutherland, Kelly	11
Voss, Cameron*	41
Walsh, Ian	29
Watson, Brad	23



LINESMAN

NAME	NUMBER	NAME	NUMBER
Alphonso, Shandor	52	Mach, Brian	78
Amell, Derek	75	MacPherson, Matt	83
Barton, Steve	59	Miller, Steve	89
Berg, Devin	87	Mills, Bevan*	53
Brisebois, David	96	Murchison, Kiel	79
Cameron, Lonnie	74	Murphy, Brian	93
Cherrey, Scott	50	Murray, Jonny	95
Cormier, Michel	76	Nagy, Kory	97
Daisy, Ryan	81	Nansen, Derek	70
Devorski, Greg	54	Nowak, Tim	77
Driscoll, Scott	68	Panchik, Bryan	94
Galloway, Ryan	82	Racicot, Pierre	65
Gawryletz, Brandon	64	Rody, Vaughan	73
Gibbons, Ryan	58	Sericolo, Anthony	84
Gibbs, Darren	66	Smith, Andrew	51
Henderson, Don	91	Shewchyk, Mark	92
Heyer, Shane	55	Suchanek, Libor*	60
Knorr, Trent	63	Wheler, Mark	56
Kovachik, Brad	71		

* minor league officials

NHL TROPHIES

HART MEMORIAL TROPHY: An annual award to “the player adjudged to be the most valuable to his team.” Winner selected in a poll by the Professional Hockey Writers’ Association in all NHL cities at the end of the regular season schedule. **2018 Winner: Taylor Hall, New Jersey Devils**

ART ROSS TROPHY: An annual award to “the player who leads the League in scoring points at the end of the regular season.” **2018 Winner: Connor McDavid, Edmonton Oilers**

MAURICE “ROCKET” RICHARD TROPHY: The Maurice “Rocket” Richard Trophy, a gift to the National Hockey League from the Montreal Canadiens, is presented to the player finishing the regular season as the League’s goal-scoring leader. During his 18-year career with the Canadiens from 1942-43 through 1959-60, Richard was the first player in NHL history to score 50 goals in a season and 500 for his career. He was the League’s top goal-scorer five times, played on eight Stanley Cup Champions and was inducted into the Hockey Hall of Fame in 1961.

2018 Winner: Alex Ovechkin, Washington Capitals

CALDER MEMORIAL TROPHY: An annual award to “the player selected as the most proficient in his first year of competition in the National Hockey League.” Winner selected in a poll by the Professional Hockey Writers’ Association at the end of the regular season schedule. To be eligible for this award, a player cannot have competed in more than 25 games in any single preceding season nor in six or more games in each of any two preceding seasons in any major professional league. Beginning in 1990-91, to be eligible for this award, a player must not have attained his 26th birthday by September 15 of the season in which he is eligible.

2018 Winner: Mathew Barzal, New York Islanders

JAMES NORRIS MEMORIAL TROPHY: An annual award to “the defense player who demonstrates throughout the season the greatest all-round ability in the position.” Winner selected by a poll of the Professional Hockey Writers’ Association at the end of the regular schedule.

2018 Winner: Victor Hedman, Tampa Bay Lightning

VEZINA TROPHY: An annual award to “the goalkeeper adjudged to be the best at his position” as voted by the general managers of each NHL club. Until the 1981-82 season, the goalkeeper(s) of the team allowing the fewest number of goals during the regular season were awarded the Vezina Trophy.

2018 Winner: Pekka Rinne, Nashville Predators

LADY BYNG MEMORIAL TROPHY: An annual award to “the player adjudged to have exhibited the best type of sportsmanship and gentlemanly conduct combined with a high standard of playing ability.” Winner selected in poll by the Professional Hockey Writers’ Association at the end of the regular schedule.

2018 Winner: William Karlsson, Vegas Golden Knights

FRANK J. SELKE TROPHY: An annual award to “the forward who best excels in the defensive aspects of the game.” Winner selected in a poll by the Professional Hockey Writers’ Association at the end of the regular schedule.

2018 Winner: Anze Kopitar, Los Angeles Kings

CONN SMYTHE TROPHY: An annual award to “the most valuable player for his team in the playoffs.” Winner selected by the Professional Hockey Writers’ Association at the conclusion of the final game in the Stanley Cup Finals.

2018 Winner: Alexander Ovechkin, Washington Capitals

WILLIAM M. JENNINGS TROPHY: Since the 1981-82 season, an annual award to “the goalkeeper(s) having played a minimum of 25 games for the team with the fewest goals scored against it.”

2018 Winner: Jonathan Quick, Los Angeles Kings

JACK ADAMS AWARD: An annual award presented by the National Hockey League Broadcasters’ Association to “the NHL coach adjudged to have contributed the most to his team’s success.” Poll taken at the conclusion of the regular season. **2018 Winner: Gerard Gallant, Vegas Golden Knights**



BILL MASTERTON MEMORIAL TROPHY: An annual award under the trusteeship of the Professional Hockey Writers' Association to "the NHL player who best exemplifies the qualities of perseverance, sportsmanship and dedication to hockey." The winner is chosen by a poll among the PWHA at the conclusion of the regular season.
2018 Winner: Brian Boyle, New Jersey Devils

LESTER PATRICK TROPHY: An annual award "for outstanding service to hockey in the United States." Eligible recipients are players, officials, coaches, executives and referees. Winner selected by an award committee consisting of the Commissioner of the NHL, an NHL Governor, a representative of the N.Y. Rangers, a member of the Hockey Hall of Fame Builder's section, a member of the Hockey Hall of Fame Player's section, a member of the U.S. Hockey Hall of Fame, a member of the NHL Broadcasters' Association and a member of the Professional Hockey Writers' Association. Each except the League Commissioner is rotated annually.
2018 Winner: TBA

KING CLANCY MEMORIAL AWARD: An annual award to "the player who best exemplifies leadership qualities on-and-off the ice and has made a noteworthy humanitarian contribution in his community."
2018 Winner: Daniel Sedin and Henrik Sedin, Vancouver Canucks

TED LINDSAY AWARD: Known as the Lester B. Pearson Award until 2010, this annual award is presented to the NHL's outstanding player as selected by the members of the National Hockey League Players' Association.
2018 Winner: Connor McDavid, Edmonton Oilers

PRESIDENTS' TROPHY: An annual award presented to the club finishing the regular season with the best overall record.
2018 Winner: Nashville Predators

MESSIER LEADERSHIP AWARD: The Mark Messier NHL Leadership Award has been awarded since 2006-07 and is awarded "to the player who exemplifies great leadership qualities to his team, on and off the ice during the regular season." Suggestions for nominees are solicited from fans, clubs and NHL personnel, but the selection of the three finalists and the ultimate winner is made by Messier, one of the finest leaders in NHL history; the six-time Stanley Cup champion is one of three players to have captained three teams (Edmonton, N.Y. Rangers, Vancouver).
2018 Winner: Deryk Engelland, Vegas Golden Knights

GENERAL MANAGER OF THE YEAR: An annual award presented to recognize the work of the league's general managers, voting for this award is conducted among the 30 club general managers and a panel of NHL executives, print and broadcast media at the conclusion of the regular season.
2018 Winner: George McPhee, Vegas Golden Knights





ANAHEIM DUCKS

HONDA CENTER

2695 E. Katella Ave.
Anaheim, Calif. 92806
Phone: 714-940-2900
Fax: 714-940-2953

PRACTICE FACILITY

The Rinks - Anaheim ICE
300 West Lincoln Ave.
Anaheim, Calif. 92805
Phone: 714-535-7465

AHL AFFILIATE

San Diego Gulls



Rickard Rakell

G.M.: Bob Murray

Coach: Randy Carlyle

P.R.: Alex Gilchrist, Steve Hoem,

Keren Lynch

Press Box: 714-704-2623

FAST FACTS

LAST SHARKS WIN: Feb. 11, 2018 (Sharks 3 @ Anaheim 2 SO)

LAST ANAHEIM WIN: Nov. 20, 2017 (Anaheim 3 @ Sharks 2 SO)

LAST SHARKS SHUTOUT: Oct. 10, 2015 (Anaheim 0 @ Sharks 2) (Martin Jones)

LAST ANAHEIM SHUTOUT: Dec. 4, 2015 (Sharks 0 @ Anaheim 1) (John Gibson)

LAST SHARKS WIN AT HOME: Nov. 4, 2017 (Anaheim 1 @ Sharks 2 SO)

LAST ANAHEIM WIN AT HOME: Dec. 9, 2016 (Sharks 2 @ Anaheim 3)

LAST SHARKS WIN AT ANAHEIM: Feb. 11, 2018 (Sharks 3 @ Anaheim 2 SO)

LAST ANAHEIM WIN AT SHARKS: Nov. 20, 2017 (Anaheim 3 @ Sharks 2)

LAST SHARKS OVERTIME WIN AT HOME: Oct. 25, 2016 (Anaheim 1 @ Sharks 2 OT)

LAST ANAHEIM OVERTIME WIN AT HOME: Dec. 22, 2014 (Sharks 2 @ Anaheim 3 OT)

LAST SHARKS OVERTIME WIN AT ANAHEIM: Dec. 27, 2016 (Sharks 3 @ Anaheim 2 OT)

LAST ANAHEIM OVERTIME WIN AT SHARKS: Nov. 9, 2010 (Anaheim 3 @ Sharks 2 OT)

LAST SHARKS SHOOTOUT WIN: Feb. 11, 2018 (Sharks 3 @ Anaheim 2 SO)

LAST SHARKS SHOOTOUT LOSS: Nov. 20, 2017 (Anaheim 3 @ Sharks 2 SO)

MOST GOALS BY SHARKS: 7, 2 times, MR, Mar. 29, 2001 (Anaheim 4 @ Sharks 7)

MOST GOALS BY ANAHEIM: 7, Feb. 6, 2007 (Anaheim 7 @ Sharks 4)

MOST GOALS BY BOTH TEAMS: 11, 3 times, MR, Feb. 6, 2007 (Anaheim 7 @ Sharks 4)

LAST SHARKS HAT TRICK: Jonathan Cheechoo, Apr. 15, 2006 (Anaheim 3 @ Sharks 6)

LAST ANAHEIM HAT TRICK: Corey Perry, Apr. 6, 2011 (Sharks 2 @ Anaheim 6)

LAST SHARKS PENALTY SHOT: Torrey Mitchell (Unsuccessful: Jean-Sebastien Giguere), Dec. 17, 2009 (Sharks 4 @ Anaheim 1)

LAST ANAHEIM PENALTY SHOT: Todd Bertuzzi (Unsuccessful: Evgeni Nabokov), Dec. 22, 2007 (Anaheim 5 @ Sharks 2)

ALL-TIME SAN JOSE VS. ANAHEIM

VS ANAHEIM	W	L	T	OL
VS ANAHEIM	W	L	T	OL
SJ ALL-TIME RECORD	70	53	4	9
SJ HOME	35	27	2	4
SJ ROAD	35	26	2	5

2017-18 RESULTS

DATE	SITE	W	L	OT	SJ	OPP
11/04/2017	H	1	0	0	2	1
11/20/2017	H	0	1	0	2	3
01/21/2018	A	1	0	0	6	2
02/11/2018	A	1	0	0	3	2

2017-18 DUCKS LEADERS

GOALS:	Rickard Rakell, 34
ASSISTS:	Ryan Getzlaf, 50
POINTS:	Rickard Rakell, 69
SHOTS:	Rickard Rakell, 230
GAA:	John Gibson, 2.45
WINS:	John Gibson, 31
SHUTOUTS:	John Gibson, 4
SAVE %:	John Gibson, 0.926
RECORD:	44-25-13, 101 pts. 2nd/Pacific Division 5th/Western Conference

2018 PLAYOFFS

WESTERN FIRST ROUND: Lost to San Jose, 4-0

NOTES

- Apr. 15, 2006, Jonathan Cheechoo recorded his fifth hat trick of the 2005-06 season, his third against Anaheim, as the Sharks defeated the Ducks, 6-3.
- On Mar. 28, 2008, the San Jose Sharks defeated the Ducks, 3-1, to capture the 2007-08 Pacific Division Championship. Joe Pavelski helped set up all three Sharks goals.
- On Dec. 26, 2009, Patrick Marleau scored his 300th and 301st NHL goals in a 5-2 win.
- On Nov. 30, 2013, San Jose defeated Anaheim 4-3 in the shootout to cap off a 5-0-0 homestand, their first perfect five-game homestand in franchise history. Joe Thornton extended his point-scoring streak to five games (2-5=7) and Patrick Marleau scored his 15th career shorthanded goal, becoming the Sharks franchise leader in shorthanded goals.
- On Jan. 29, 2015, Joe Thornton surpassed Phil Housley to claim sole possession of 37th place on the NHL's All-Time Points List with two assists while the Sharks received six goals from six different players en route to a 6-3 victory against the Anaheim Ducks.
- On Oct. 10, 2015, Patrick Marleau scored two goals and moved into 55th place on the all-time NHL goal list while Martin Jones recorded his first shutout as a Shark in a 2-0 win over Anaheim in the home opener.
- On Jan. 22, 2018, Mikkel Boedker scored two goals, one being his 100th NHL career goal as well as the eventual game-winner, and he added an assist as the Sharks stormed past the Ducks in 6-2 victory.
- On Feb. 11, 2018, Logan Couture registered a goal, a primary assist and a shootout goal in a 3-2 shootout victory. Joe Pavelski had the game-winning shootout goal and went 18 for 25 in the faceoff circle.



ARIZONA COYOTES

GILA RIVER ARENA

9400 W. Maryland Ave.
Glendale, AZ 85305
Phone: 623-772-3200
Fax: 623-872-2000

PRACTICE FACILITY

Ice Den

9375 E. Bell Road
Scottsdale, AZ 85260
Phone: 480-585-7465

AHL AFFILIATE

Tucson Roadrunners



Derek Stepan

G.M.: Jon Chayka

Coach: Rick Tocchet

P.R.: Rich Nairn, Greg Dillard,
Jeffrey Sanders

Press Box: 623-772-3598

FAST FACTS

LAST SHARKS WIN: Jan. 16, 2018 (Sharks 3 @ Arizona 2 SO)

LAST ARIZONA WIN: Feb. 13, 2018 (Arizona 2 @ Sharks 1)

LAST SHARKS SHUTOUT: Apr. 9, 2016 (Arizona @ Sharks 1) (Martin Jones)

LAST ARIZONA SHUTOUT: Feb. 9, 2013 (Phoenix 1 @ Sharks 0 SO) (Mike Smith)

LAST SHARKS WIN AT HOME: Jan. 13, 2018 (Arizona 5 @ Sharks 6 OT)

LAST ARIZONA WIN AT HOME: Nov. 19, 2016 (Sharks 2 @ Arizona 3 OT)

LAST SHARKS WIN AT ARIZONA: Jan. 16, 2018 (Sharks 3 @ Arizona 2)

LAST ARIZONA WIN AT SHARKS: Feb. 13, 2018 (Arizona 2 @ Sharks 1)

LAST SHARKS OVERTIME WIN AT HOME: Jan. 13, 2018 (Arizona 5 @ Sharks 6 OT)

LAST ARIZONA OVERTIME WIN AT HOME: Nov. 19, 2016 (Sharks 2 @ Arizona 3 OT)

LAST SHARKS OVERTIME WIN AT ARIZONA: Feb. 12, 2006 (Sharks 5 @ Phoenix 4 OT)

LAST ARIZONA OVERTIME WIN AT SHARKS: Apr. 1, 2006 (Phoenix 4 @ Sharks 3 OT)

LAST SHARKS SHOOTOUT WIN: Jan. 16, 2018 (Sharks 3 @ Arizona 2 SO)

LAST SHARKS SHOOTOUT LOSS: Feb. 4, 2017 (Arizona 3 @ Sharks 2 SO)

MOST GOALS BY SHARKS: 9, Mar. 29, 1994 (Winnipeg 4 @ Sharks 9)

MOST GOALS BY ARIZONA: 9, Apr. 1, 1993 (Winnipeg 9 @ Sharks 5)

MOST GOALS BY BOTH TEAMS: 14, Apr. 1, 1993 (Winnipeg 9 @ Sharks 5)

LAST SHARKS HAT TRICK: Joe Pavelski, Feb. 13, 2015 (Sharks 4 @ Arizona 2)

LAST ARIZONA HAT TRICK: Jeremy Roenick, Dec. 30, 2006 (Sharks 0 @ Phoenix 8)

LAST SHARKS PENALTY SHOT: Joe Pavelski

(Unsuccessful: Mikael Tellqvist), Nov. 12, 2007 (Phoenix 0 @ Sharks 5)

LAST ARIZONA PENALTY SHOT: None

ALL-TIME SAN JOSE VS. ARIZONA

VS ARIZONA	W	L	T	OL
SJ ALL-TIME RECORD	74	50	7	12
SJ HOME	39	18	4	9
SJ ROAD	35	32	3	3

2017-18 RESULTS

DATE	SITE	W	L	OT	SJ	OPP
11/22/2017	A	1	0	0	3	1
01/13/2018	H	1	0	0	6	5
01/16/2018	A	1	0	0	3	2
02/13/2018	H	0	1	0	1	2

2017-18 COYOTES LEADERS

GOALS:

Clayton Keller, 23

ASSISTS:

Clayton Keller/Derek Stepan, 42

POINTS:

Clayton Keller, 65

SHOTS:

Clayton Keller, 212

GAA:

Antti Raanta, 2.24

WINS:

Antti Raanta, 21

SHUTOUTS:

Antti Raanta, 3

SAVE %:

Antti Raanta, 0.930

RECORD:

29-41-12, 70 pts
8th/Pacific Division
14th/Western Conference

2018 PLAYOFFS

Did not qualify

NOTES

- On April 10, 2006, Jonathan Cheechoo became the first Shark to post 50 goals in a season.
- On Nov. 10, 2007, Jeremy Roenick scored his 500th goal, making him the 40th player all-time and just the third American-born player to reach that plateau.
- On Jan. 17, 2011, Patrick Marleau played in his 1,000th NHL game and scored a goal in a 4-2 Sharks win.
- On Apr. 8, 2011, Joe Thornton recorded his 1,000th NHL point at 9:27 of the third period in a 4-3 loss.
- On Oct. 8, 2011, the Sharks six goals tied a franchise record for most goals scored in a home opener, set in 2009-10 in a 6-3 victory over the Columbus Blue Jackets. Dan Rusanowsky called his 1,500th game as the Sharks radio play-by-play man
- On Apr. 12, 2014, Joe Pavelski scored twice, including his 40th goal of the season as the Sharks won their regular season finale 3-2.
- On Feb. 13, 2015, Joe Pavelski scored three goals and Joe Thornton tallied three assists to rally the Sharks from a 2-0 deficit and defeat the Arizona Coyotes 4-2.
- On Mar. 20, 2016, Brent Burns set a new franchise record for points by a defenseman in a single season (65 points) in a 3-0 shutout win over Arizona.





BOSTON BRUINS

TD GARDEN


100 Legends Way
Boston, Mass. 02114
Phone: 617-624-2327 Fax:
617-523-7184

PRACTICE FACILITY

Warrior Ice Arena
80 Guest Street
Brighton, Mass. 02135
Phone: 617-927-7467

AHL AFFILIATE

Providence Bruins



Torey Krug

President: Cam Neely
G.M.: Don Sweeney
Coach: Bruce Cassidy
P.R.: Matt Chmura, Brandon
McNelis, Travis Basciotto, Sarah
McMahon
Press Box: 617-624-2900

FAST FACTS

LAST SHARKS WIN: Mar. 15, 2016 (Boston 2 @ Sharks 3)
LAST BOSTON WIN: Nov. 18, 2017 (Boston 3 @ Sharks 1)
LAST SHARKS SHUTOUT: Feb. 5, 2011 (Sharks 2 @ Boston
0) (Antti Niemi)
LAST BOSTON SHUTOUT: Jan. 11, 2014 (Boston 1 @
Sharks 0) (Tuukka Rask)
LAST SHARKS WIN AT HOME: Mar. 15, 2016 (Boston
2 @ Sharks 3)
LAST BOSTON WIN AT HOME: Oct. 26, 2017 (Sharks
1 @ Boston 2)
LAST SHARKS WIN AT BOSTON: Nov. 17, 2015
(Sharks 5 @ Boston 4)
LAST BOSTON WIN AT SHARKS: Nov. 18, 2017
(Boston 3 @ Sharks 1)
LAST SHARKS OVERTIME WIN AT HOME: None
LAST BOSTON OVERTIME WIN AT HOME: None
LAST SHARKS OVERTIME WIN AT BOSTON:
None
LAST BOSTON OVERTIME WIN AT SHARKS:
Feb. 19, 2017 (Boston 2 @ Sharks 1 OT)
LAST SHARKS SHOOTOUT WIN: None
LAST SHARKS SHOOTOUT LOSS: Jan. 14, 2010
(Boston 2 @ Sharks 1 SO)
MOST GOALS BY SHARKS: 7, Dec. 4, 2014 (Boston 4
@ Sharks 7)
MOST GOALS BY BOSTON: 8, Oct. 15, 1992 (Boston 8
@ Sharks 2)
MOST GOALS BY BOTH TEAMS: 13, Mar. 23, 1992
(Sharks 6 @ Boston 7)
LAST SHARKS HAT TRICK: None
LAST BOSTON HAT TRICK: None
LAST SHARKS PENALTY SHOT: Patrick Marleau
(Unsuccessful: Steve Shields), Mar. 21, 2003 (Boston 2 @ Sharks 3)
LAST BOSTON PENALTY SHOT: Rick Tocchet
(Unsuccessful: Geoff Sarjeant), Mar. 18, 1996 (Sharks 3 @ Boston 3)

ALL-TIME SAN JOSE VS. BOSTON

VS BOSTON	W	L	T	OL
SJ ALL-TIME RECORD	12	19	5	2
SJ HOME	7	8	2	2
SJ ROAD	5	11	3	0

2017-18 RESULTS

DATE	SITE	W	L	OT	SJ	OPP
10/26/2017	A	0	1	0	1	2
11/18/2017	H	0	1	0	1	3

2017-18 BRUINS LEADERS

GOALS: David Pastrnak, 35
ASSISTS: Brad Marchand, 51
POINTS: Brad Marchand, 85
SHOTS: David Pastrnak, 246
GAA: Tuukka Rask, 2.36
WINS: Tuukka Rask, 34
SHUTOUTS: Tuukka Rask, 3
SAVE %: Tuukka Rask, 0.917
RECORD: 50-20-12, 112 pts.
2nd/Atlantic Division
2nd/Eastern Conference

2018 PLAYOFFS

EASTERN FIRST ROUND: Defeated Toronto, 4-3
EASTERN SECOND ROUND: Lost to Tampa Bay, 4-1

NOTES

- The Sharks are 8-5-2 against the Bruins since Joe Thornton was traded to the Sharks, in fifteen games against his former team, Joe Thornton has 12 points (5-7-12), and is a plus-five rating.
- On Jan. 10, 2006, the Sharks defeated the Bruins in Boston for the first time in franchise history. It was Joe Thornton's first game against his former team following the Nov. 30, 2005 trade to San Jose. Thornton was ejected at 5:13 of the first period for cross-checking Hal Gill.
- On Feb. 10, 2009, Joe Thornton scored his first goal against Boston in his second game since being traded from the Bruins in 2005.
- On Jan. 11, 2014, Finnish Olympic teammates Antti Niemi and Tuukka Rask turned in goaltending gems in a 1-0 Boston victory. The Sharks were held without a goal for only the second time this season. Niemi made 21 saves, and Tommy Wingels had 10 hits during the game.
- On Dec. 4, 2014, the Sharks got two goals apiece from three different players, scoring seven goals in total, to win 7-4 and set a new franchise record for goals against the Boston Bruins.
- On Mar. 15, 2016, Joonas Donskoi scored the game-winning goal on the power play and Brent Burns tied Sandis Ozolinsh for most goals (26) and points (64) in a season by a Sharks defenseman in a 3-2 victory...
- On Feb. 9, 2017, Joe Thornton recorded his 1375th career NHL point, passing Mike Modano for sole possession of 23rd place all-time. Justin Braun recorded his 100th NHL point.
- On Oct 26, 2017, Joe Thornton scored a goal against his former team to tie Jari Kurri for 20th all-time in NHL career points (1398)

**KEYBANK CENTER**

1 Seymour H. Knox III Plaza
Buffalo, NY 14203
Phone: 716-855-4100
Fax: 716-855-4162

PRACTICE FACILITY

Harborcenter
100 Washington St.
Buffalo, NY 14203

AHL AFFILIATE

Rochester Americans

BUFFALO SABRES



Sam Reinhart

G.M.: Jason Botterill
Coach: Phil Housley
P.R.: Chris Bandura, Ian Ott,
Chris Dierken
Press Box: 716-855-4536

FAST FACTS

LAST SHARKS WIN: Oct. 28, 2017 (Sharks 3 @ Buffalo 2)
LAST BUFFALO WIN: Feb. 7, 2017 (Sharks 4 @ Buffalo 5 OT)
LAST SHARKS SHUTOUT: Dec. 2, 2005 (Sharks 5 @ Buffalo 0) (Evgeni Nabokov and Nolan Schaefer)
LAST BUFFALO SHUTOUT: Mar. 1, 2012 (Buffalo 1 @ Sharks 0) (Ryan Miller)
LAST SHARKS WIN AT HOME: Oct. 12, 2017 (Buffalo 2 @ Sharks 3)
LAST BUFFALO WIN AT HOME: Feb. 7, 2017 (Sharks 4 @ Buffalo 5 OT)
LAST SHARKS WIN AT BUFFALO: Oct. 28, 2017 (Sharks 3 @ Buffalo 2)
LAST BUFFALO WIN AT SHARKS: Feb. 26, 2016 (Buffalo 3 @ Sharks 1)
LAST SHARKS OVERTIME WIN AT HOME: Mar. 15, 2000 (Buffalo 5 @ Sharks 6 OT)
LAST BUFFALO OVERTIME WIN AT HOME: Feb. 7, 2017 (Sharks 4 @ Buffalo 5 OT)
LAST SHARKS OVERTIME WIN AT BUFFALO: Nov. 14, 2015 (Sharks 2 @ Buffalo 1 OT)
LAST BUFFALO OVERTIME WIN AT SHARKS: None
LAST SHARKS SHOOTOUT WIN: None
LAST SHARKS SHOOTOUT LOSS: Nov. 5, 2013 (Buffalo 5 @ Sharks 4 SO)
MOST GOALS BY SHARKS: 7, Nov. 5, 1992 (Buffalo 5 @ Sharks 7)
MOST GOALS BY BUFFALO: 7, 4 times, MR, Dec. 8, 2007 (Buffalo 7 @ Sharks 1)
MOST GOALS BY BOTH TEAMS: 13, Feb. 14, 1992 (Sharks 6 @ Buffalo 7)
LAST SHARKS HAT TRICK: None
LAST BUFFALO HAT TRICK: Donald Audette, Nov. 8, 1995 (Sharks 2 @ Buffalo 7)
LAST SHARKS PENALTY SHOT: None
LAST BUFFALO PENALTY SHOT: None

ALL-TIME SAN JOSE VS. BUFFALO

VS BUFFALO	W	L	T	OL
SJ ALL-TIME RECORD	11	21	4	3
SJ HOME	8	6	4	1
SJ ROAD	3	15	0	2

2017-18 RESULTS

DATE	SITE	W	L	OT	SJ	OPP
10/12/2017	H	1	0	0	3	2
10/28/2017	A	1	0	0	3	2

2017-18 SABRES LEADERS

GOALS: Jack Eichel/Sam Reinhart, 25
ASSISTS: Jack Eichel, 39
POINTS: Jack Eichel, 64
SHOTS: Jack Eichel, 246
GAA: Robin Lehner, 3.01
WINS: Robin Lehner, 14
SHUTOUTS: Robin Lehner, 3
SAVE %: Robin Lehner, 0.908
RECORD: 25-45-12, 62 pts.
8th/Atlantic Division
16th/Eastern Conference

2018 PLAYOFFS

Did not qualify

NOTES

- On Nov. 5, 1992, Larry DePalma and Dave Snuggerud each scored goals seven seconds apart, setting a franchise record for the fastest two goals in a 7-5 win.
- On Dec. 2, 2005, Joe Thornton made his debut for San Jose, tallying two assists. Evgeni Nabokov and Nolan Schaefer shared a shutout, the first shutout ever between the two teams. The Sharks pulled out a 5-0 victory, their first ever win in Buffalo.
- On Nov. 5, 2013, San Jose broke a franchise record for most 50+ shot games in a single season (four) but fell 5-4 to Buffalo in the shootout.
- On Nov. 14, 2015, Joe Pavelski recorded his 500th point, Patrick Marleau scored the game-winning goal in overtime and the Sharks earned a 2-1 victory, their first win Buffalo since 2005.
- On Feb. 7, 2017, eleven different Sharks had points as San Jose held a 4-1 lead into the third period, but helped by Evander Kane's two goals, Buffalo forced overtime and won 5-4. Forward Marcus Sorenson made his NHL debut and registered his first NHL point, an assist.
- On Mar. 14, 2017, Joe Pavelski scored a pair of goals while Martin Jones made 22 saves as the Sharks won 4-1. San Jose recorded a season-high 20 shots on goal in the first period and Joe Thornton had a pair of assists, giving him his 14th NHL season of more than 40 assists.





CALGARY FLAMES


SCOTIABANK SADDLEDOME

P.O. Box 1540, Station M
Calgary, Alberta T2P 3B9
Phone: 403-777-4646
Fax: 403-777-2171

AHL AFFILIATE

Stockton Heat

G.M.: Brad Treliving
Coach: Bill Peters
P.R.: Peter Hanlon, Sean Kelso,
Dalton Ulrich
Press Box: 403-264-0636



Matthew Tkachuk

FAST FACTS

LAST SHARKS WIN: Mar. 24, 2018 (Calgary 1 @ Sharks 5)
LAST CALGARY WIN: Mar. 31, 2017 (Sharks 2 @ Calgary 5)
LAST SHARKS SHUTOUT: Jan. 24, 2012 (Sharks 1 @ Calgary 0) (Antti Niemi)
LAST CALGARY SHUTOUT: Nov. 26, 2014 (Calgary 2 @ Sharks 0) (Karri Ramo)
LAST SHARKS WIN AT HOME: Mar. 24, 2018 (Calgary 1 @ Sharks 5)
LAST CALGARY WIN AT HOME: Mar. 31, 2017 (Sharks 2 @ Calgary 5)
LAST SHARKS WIN AT CALGARY: Mar. 16, 2018 (Sharks 7 @ Calgary 4)
LAST CALGARY WIN AT SHARKS: Nov. 3, 2016 (Calgary 2 @ Sharks 3)
LAST SHARKS OVERTIME WIN AT HOME: None
LAST CALGARY OVERTIME WIN AT HOME: Mar. 13, 2012 (Sharks 2 @ Calgary 3 OT)
LAST SHARKS OVERTIME WIN AT CALGARY: Mar. 7, 2016 (Sharks 2 @ Calgary 1 OT)
LAST CALGARY OVERTIME WIN AT SHARKS: Jan. 17, 2015 (Calgary 4 @ Sharks 3 OT)
LAST SHARKS SHOOTOUT WIN: Dec. 12, 2017 (Calgary 2 @ Sharks 3 SO)
LAST SHARKS SHOOTOUT LOSS: Feb. 11, 2016 (Calgary 6 @ Sharks 5 SO)
MOST GOALS BY SHARKS: 9, Jan. 18, 2010 (Calgary 1 @ Sharks 9)
MOST GOALS BY CALGARY: 13, Feb. 10, 1993 (Sharks 1 @ Calgary 13)
MOST GOALS BY BOTH TEAMS: 14, Feb. 10, 1993 (Sharks 1 @ Calgary 13)
LAST SHARKS HAT TRICK: Evander Kane, March 16, 2018 (Sharks 7 @ Calgary 4)
LAST CALGARY HAT TRICK: Olli Jokinen, Feb. 8, 2012 (Calgary 4 @ Sharks 3)
LAST SHARKS PENALTY SHOT: Mikkel Boedker (Unsuccessful: Chad Johnson), Jan. 11, 2017 (Sharks 2 @ Calgary 3)
LAST CALGARY PENALTY SHOT: Tony Amonte (Unsuccessful: Nolan Schaefer), Oct. 29, 2005 (Calgary 2 @ Sharks 3 SO)

ALL-TIME SAN JOSE VS. CALGARY

VS CALGARY	W	L	T	OL
SJ ALL-TIME RECORD	52	54	8	7
SJ HOME	29	24	4	4
SJ ROAD	23	30	4	3

2017-18 RESULTS

DATE	SITE	W	L	OT	SJ	OPP
12/14/2017	A	1	0	0	3	2
12/28/2017	H	1	0	0	3	2
03/16/2018	A	1	0	0	7	4
03/24/2018	H	1	0	0	5	1

2017-18 FLAMES LEADERS

GOALS: Sean Monahan, 31
ASSISTS: Johnny Gaudreau, 60
POINTS: Johnny Gaudreau, 84
SHOTS: Dougie Hamilton, 270
GAA: Mike Smith, 2.65
WINS: Mike Smith, 25
SHUTOUTS: Mike Smith, 3
SAVE %: Mike Smith, 0.916
RECORD: 37-35-10, 84 pts.
5TH/Pacific Division
11th/Western Conference

2018 PLAYOFFS

Did not qualify

NOTES

- On Oct. 8, 1991, San Jose won their first-ever game in franchise history against the Flames, 4-3.
- On Nov. 30, 1991, San Jose posted their first-ever franchise road victory.
- On Feb. 24, 2007, Patrick Marleau skated in his 700th NHL game (becoming the eighth youngest skater in NHL history to do so).
- On Apr. 5, 2007, Joe Thornton had two assists in a 4-3 win to give him 90, making him only the third player in NHL history to have back-to-back 90-assist seasons (Wayne Gretzky, 12 in a row from 1980-81 through 1991-92, and Mario Lemieux, 1988-89 and 1997-98).
- On Mar. 24, 2014, the Sharks earned a valuable point as they qualified for the Stanley Cup Playoffs for the 10th consecutive season.
- On Jan. 20, 2014, Joe Thornton passed Bobby Hull for 48th place on the NHL's all-time points list (1,171) with a helper while three Sharks defensemen tallied assists in the game.
- On Dec. 6, 2014, Patrick Marleau tied Glenn Anderson for 24th all-time on the NHL's game-winning goals list with his 82nd game-winner to beat the Flames 3-2.
- On Mar. 7, 2016, Martin Jones made a career-high 47 saves and the Sharks stole a 2-1 overtime victory over the Flames on a Joe Pavelski game-winner 19 seconds into the extra session.
- On Dec. 20, 2016 Joe Thornton had a pair of assists in his 1400th career NHL game as the Sharks offense exploded for four goals in the second period on the way to a 4-1 win. Patrick Marleau scored his 490th career goal to tie Norm Ullman for 47th all-time in NHL history.
- On Dec. 14, 2017, Justin Braun also registered his 100th NHL career assist.
- On Mar. 16, 2018, Evander Kane became just the 4th San Jose Shark to score four goals in a game, prior to that he had never had a hat trick. Chris Tierney registered his 100th career NHL point (assist) in a 7-4 win over the Flames.





CAROLINA HURRICANES

PNC ARENA
1400 Edwards Mill Rd.
Raleigh, NC 27607
Phone: 919-467-7825
Fax: 919-462-0123

PRACTICE FACILITY

Raleigh Center Ice
912 Hodges St.
Raleigh, NC 27608
Phone: 919-754-0441

AHL AFFILIATE

Charlotte Checkers



Sebastian Aho
President/G.M.: Don Waddell
Coach: Rod Brind'Amour
P.R.: Mike Sundheim, Pace Sagester, Mike Brown
Press Box: 919-861-2300
Exts.: 6560, 6533

FAST FACTS

LAST SHARKS WIN: Feb. 4, 2018 (Sharks 3 @ Carolina 1)
LAST CAROLINA WIN: Nov. 15, 2016 (Sharks 0 @ Carolina 1)
LAST SHARKS SHUTOUT: Nov. 16, 2014 (Sharks 2 @ Carolina 0) (Troy Grosenick)
LAST CAROLINA SHUTOUT: Nov. 15, 2016 (Sharks 0 @ Carolina 1) (Cam Ward)
LAST SHARKS WIN AT HOME: Dec. 7, 2017 (Carolina 4 @ Sharks 5 OT)
LAST CAROLINA WIN AT HOME: Nov. 15, 2016 (Sharks 0 @ Carolina 1)
LAST SHARKS WIN AT CAROLINA: Feb. 4, 2018 (Sharks 3 @ Carolina 1)
LAST CAROLINA WIN AT SHARKS: Feb. 7, 2015 (Carolina 5 @ Sharks 4)
LAST SHARKS OVERTIME WIN AT HOME: Dec. 7, 2017 (Carolina 4 @ Sharks 5 OT)
LAST CAROLINA OVERTIME WIN AT HOME: None
LAST SHARKS OVERTIME WIN AT CAROLINA: None
LAST CAROLINA OVERTIME WIN AT SHARKS: Mar. 4, 2014 (Carolina 3 @ Sharks 2 OT)
LAST SHARKS SHOOTOUT WIN: None
LAST SHARKS SHOOTOUT LOSS: Feb. 5, 2009 (Carolina 4 @ Sharks 3)
MOST GOALS BY SHARKS: 8, 2 times, MR, Jan. 30, 1996 (Hartford 2 @ Sharks 8)
MOST GOALS BY CAROLINA: 7, 2 times, MR, Nov. 7, 1995 (Hartford 7 @ Sharks 3)
MOST GOALS BY BOTH TEAMS: 12, Dec. 3, 1992 (Hartford 7 @ Sharks 5)
LAST SHARKS HAT TRICK: Joel Ward, Oct. 24, 2015 (Carolina 2 @ Sharks 5)
LAST CAROLINA HAT TRICK: Josef Vasicek, Oct. 28, 2003 (Sharks 0 @ Carolina 3)
LAST SHARKS PENALTY SHOT: None
LAST CAROLINA PENALTY SHOT: Matt Cullen (Successful: Evgeni Nabokov), Feb. 5, 2009 (Carolina 4 @ Sharks 3)

ALL-TIME SAN JOSE VS. CAROLINA

VS CAROLINA	W	L	T	OL
SJ ALL-TIME RECORD	19	17	0	2
SJ HOME	11	6	0	2
SJ ROAD	8	11	0	0

2017-18 RESULTS

DATE	SITE	W	L	OT	SJ	OPP
12/07/2017	H	1	0	0	5	4
02/04/2018	A	1	0	0	3	1

2017-18 HURRICANES LEADERS

GOALS: Sebastian Aho, 29
ASSISTS: Teuvo Teravainen, 41
POINTS: Sebastian Aho, 65
SHOTS: Jeff Skinner, 277
GAA: Cam Ward, 2.73
WINS: Cam Ward, 23
SHUTOUTS: Cam Ward, 2
SAVE %: Cam Ward, 0.906
RECORD: 36-35-11, 83 pts.
6th/ Metropolitan Division
10th/ Eastern Conference

2018 PLAYOFFS

Did not qualify

NOTES

- On Dec. 3, 1992, Rob Gaudreau scored the first hat trick in Sharks history.
- On Dec. 10, 2005, Joe Thornton set a new franchise record for consecutive multi-point games (five), as the Sharks defeated the Hurricanes 4-3.
- On Nov. 1, 2009, Logan Couture recorded his first NHL point (an assist).
- On Nov. 16, 2014, rookie goaltender Troy Grosenick, in his first career NHL start, stopped all 45 Carolina shots en route to a 2-0 Sharks victory.
- On Oct. 24, 2015, Joel Ward recorded a hat trick, including his 100th career goal and ten different Sharks had points in a 5-2 Sharks victory.
- On Dec. 10, 2016 Patrick Marleau scored 12 seconds into the game, the third quickest goal in franchise history and Joe Thornton had 2 assists in a 4-3 win.
- On Dec. 7, 2017, Joe Thornton registered three points (1g, 2a) to tie and then pass Dale Hawerchuk for sole possession of 19th place on the NHL all-time points list (1,410) in the Sharks first ever win after trailing by three goals at the end of the first period.





CHICAGO BLACKHAWKS

UNITED CENTER


1901 W. Madison St.
Chicago, IL 60612
Phone: 312-455-4500
Fax: 312-455-7041

PRACTICE FACILITY

MB Ice Arena
1801 W. Jackson Blvd.
Chicago, IL 60612
Phone: 312-455-7600

AHL AFFILIATE

Rockford IceHogs



Alex DeBrincat

V.P./G.M.: Stan Bowman

Coach: Joel Quenneville

P.R.: Adam Rogovin,

John Steinmiller, Lindsey Stroope,

Mike Horan, Will Chukerman

FAST FACTS

LAST SHARKS WIN: Mar. 26, 2018 (Sharks 4 @ Chicago 3 SO)

LAST CHICAGO WIN: Feb. 23, 2018 (Sharks 1 @ Chicago 3)

LAST SHARKS SHUTOUT: Feb. 9, 2016 (Sharks 2 @ Chicago 0) (Martin Jones)

LAST CHICAGO SHUTOUT: Mar. 6, 1999 (Chicago 4 @ Sharks 0) (Jocelyn Thibault)

LAST SHARKS WIN AT HOME: Mar. 1, 2018 (Chicago 2 @ Sharks 7)

LAST CHICAGO WIN AT HOME: Feb. 23, 2018 (Sharks 1 @ Chicago 3)

LAST SHARKS WIN AT CHICAGO: Mar. 26, 2018 (Sharks 4 @ Chicago 3 SO)

LAST CHICAGO WIN AT SHARKS: Nov. 25, 2015 (Chicago 5 @ Sharks 2)

LAST SHARKS OVERTIME WIN AT HOME: Dec. 11, 2010 (Chicago 1 @ Sharks 2 OT)

LAST CHICAGO OVERTIME WIN AT HOME: Dec. 20, 2015 (Sharks 3 @ Chicago 4 OT)

LAST SHARKS OVERTIME WIN AT CHICAGO: Mar. 26, 2006 (Sharks 5 @ Chicago 4 OT)

LAST CHICAGO OVERTIME WIN AT SHARKS: Jan. 28, 2010 (Chicago 4 @ Sharks 3 OT)

LAST SHARKS SHOOTOUT WIN: Mar. 26, 2018 (Sharks 4 @ Chicago 3 SO)

LAST SHARKS SHOOTOUT LOSS: Mar. 25, 2009 (Sharks 5 @ Chicago 6 SO)

MOST GOALS BY SHARKS: 7, 4 times, MR, Mar. 1, 2018 (Chicago 2 @ Sharks 7)

MOST GOALS BY CHICAGO: 7, 4 times, MR, Nov. 25, 2009 (Chicago 7 @ Sharks 2)

MOST GOALS BY BOTH TEAMS: 11, 3 times, MR, Mar. 1, 2018 (Chicago 2 @ Sharks 7)

LAST SHARKS HAT TRICK: Bill Guerin, Mar. 13, 2007 (Chicago 1 @ Sharks 7)

LAST CHICAGO HAT TRICK: Tyler Arnason, Dec. 28, 2002 (Chicago 3 @ Sharks 3 OT)

LAST SHARKS PENALTY SHOT: Bill Guerin (Successful: Patrick Lalime) March 13, 2007 (Chicago 1 @ Sharks 7)

LAST CHICAGO PENALTY SHOT: Patrick Sharp (Successful: Antti Niemi), Nov. 17, 2013 (Sharks 1 @ Chicago 5)

ALL-TIME SAN JOSE VS. CHICAGO

VS CHICAGO	W	L	T	OL
SJ ALL-TIME RECORD	50	34	5	8
SJ HOME	29	14	3	2
SJ ROAD	39	20	2	6

2017-18 RESULTS

DATE	SITE	W	L	OT	SJ	OPP
02/23/2018	A	0	1	0	1	3
03/01/2018	H	1	0	0	7	2
03/26/2018	A	1	0	0	4	3

2017-18 BLACKHAWKS LEADERS

GOALS:	Alex DeBrincat, 28
ASSISTS:	Patrick Kane, 49
POINTS:	Patrick Kane, 76
SHOTS:	Patrick Kane, 285
GAA:	Corey Crawford, 2.27
WINS:	Corey Crawford, 16
SHUTOUTS:	Corey Crawford, 2
SAVE %:	Corey Crawford, 0.929
RECORD:	33-39-10, 76 pts. 7th/ Central Division 13th/Western Conference

2018 PLAYOFFS

Did not qualify

NOTES

- On Oct. 4, 1999, in a 7-1 victory, Owen Nolan and Jeff Friesen had hat tricks, the first multiple hat trick game in franchise history...
- On Feb. 3, 2007, Vesa Toskala became the first Sharks goaltender to record a multi-point game with two assists...
- On Dec. 22, 2009, the Sharks pulled out a 3-2 win in Chicago despite being outshot by the largest margin in franchise history (33), 47-14.
- On Mar. 14, 2011, Logan Couture became just the 23rd rookie to score 20-plus road goals.
- On Jan. 15, 2012, Tommy Wingels scored his first NHL goal in his home state in a 4-3 loss to the Blackhawks.
- On Jan. 31, 2015, Antti Niemi, on his 31st birthday and the 31st day of January, against fellow Fin Antti Raanta (who wears #31 like Niemi), made 31 saves to capture his 31st career shutout against his former team in a 2-0 Sharks victory.
- On Feb. 9, 2016, Patrick Marleau scored the game-winner on the power play, Joe Thornton recorded two points (1g, 1a) and Martin Jones made 33 saves as the Sharks shutout the Blackhawks 2-0 and earned their first regulation victory in the Windy City since 2010.
- On Dec. 18, 2016, Brent Burns' assist on Joe Pavelski's goal gave him the most career points by a defenseman in Sharks history
- March 1, 2018 at SAP Center: The San Jose Sharks scored seven goals for the first time in the regular season since January 9, 2016, including two by Joe Pavelski. Logan Couture's goal moved him into a tie with Owen Nolan for 4th place for goals scored in Sharks franchise history. Dylan DeMelo set career-highs for points in a season (11) and points in a game (3), while Brent Burns tied a franchise record for blocked shots in a game (9).



COLORADO AVALANCHE

PEPSI CENTER

1000 Chopper Cir.
Denver, CO 80204
Phone: 303-405-1100
Fax: 303-893-0614

PRACTICE FACILITY

South Suburban Family Sports
Center
6901 South Peoria St.
Centennial, CO 80112

AHL AFFILIATE

Colorado Eagles



Mikko Rantanen

Exec. VP/GM: Joe Sakic

Coach: Jared Bednar

P.R.: Jean Martineau, Brendan

McNicholas, Danielle Bernstein

Press Box: 303-575-1926

FAST FACTS

LAST SHARKS WIN: Apr. 5, 2018 (Colorado 2 @ Sharks 4)

LAST COLORADO WIN: Feb. 6, 2018 (Sharks 1 @ Colorado 3)

LAST SHARKS SHUTOUT: Jan. 26, 2013 (Colorado 0 @ Sharks 4) (Antti Niemi)

LAST COLORADO SHUTOUT: April 7, 2009 (Colorado 0 @ Sharks 1 SO) (Peter Budaj)

LAST SHARKS WIN AT HOME: Apr. 5, 2018 (Colorado 2 @ Sharks 4)

LAST COLORADO WIN AT HOME: Feb. 6, 2018 (Sharks 1 @ Colorado 3)

LAST SHARKS WIN AT COLORADO: Jan. 23, 2017 (Sharks 5 @ Colorado 2)

LAST COLORADO WIN AT SHARKS: Dec. 28, 2015 (Colorado 6 @ Sharks 3)

LAST SHARKS OVERTIME WIN AT HOME: Jan. 21, 2017 (Colorado 2 @ Sharks 3 OT)

LAST COLORADO OVERTIME WIN AT HOME: Mar. 10, 2013 (Sharks 2 @ Colorado 3)

LAST SHARKS OVERTIME WIN AT COLORADO: Jan. 15, 2002 (Sharks 1 @ Colorado 0 OT)

LAST COLORADO OVERTIME WIN AT SHARKS: Jan. 27, 1996 (Colorado 4 @ Sharks 3 OT)

LAST SHARKS SHOOTOUT WIN: Oct. 28, 2014 (Sharks 3 @ Colorado 2 SO)

LAST SHARKS SHOOTOUT LOSS: Feb. 24, 2016 (Sharks 3 @ Colorado 4 SO)

MOST GOALS BY SHARKS: 7, 3 times, MR, Apr. 4, 1997 (Colorado 6 @ Sharks 7 OT)

MOST GOALS BY COLORADO: 12, Dec. 5, 1995 (Sharks 2 @ Colorado 12)

MOST GOALS BY BOTH TEAMS: 15, Dec. 12, 1992 (Quebec 8 @ Sharks 7)

LAST SHARKS HAT TRICK: Patrick Marleau, Jan. 23, 2017 (Sharks 5 @ Colorado 2)

LAST COLORADO HAT TRICK: Nathan MacKinnon, Dec. 28, 2015 (Colorado 6 @ Sharks 3)

LAST SHARKS PENALTY SHOT: Mike Grier (Unsuccessful: Jose Theodore), Dec. 7, 2006 (Colorado 5 @ Sharks 2)

LAST COLORADO PENALTY SHOT: None

ALL-TIME SAN JOSE VS. COLORADO

VS COLORADO	W	L	T	OL
SJ ALL-TIME RECORD	42	40	5	6
SJ HOME	27	19	1	0
SJ ROAD	15	21	4	6

2017-18 RESULTS

DATE	SITE	W	L	OT	SJ	OPP
01/18/2018	A	0	1	0	3	5
02/06/2018	A	0	1	0	1	3
04/05/2018	H	1	0	0	4	2

2017-18 AVALANCHE LEADERS

GOALS:	Nathan MacKinnon, 39
ASSISTS:	Nathan MacKinnon, 58
POINTS:	Nathan MacKinnon, 97
SHOTS:	Nathan MacKinnon, 284
GAA:	Semyon Varlamov, 2.68
WINS:	Semyon Varlamov, 24
SHUTOUTS:	Semyon Varlamov/Jonathan Bernier, 2
SAVE %:	Semyon Varlamov, 0.920
RECORD:	43-30-9, 95 points 4th/Central Division 8th/Western Conference

2018 PLAYOFFS

WESTERN FIRST ROUND: Lost to Nashville 4-2

NOTES

- On Dec. 30, 2005, Nils Ekman tied a franchise record with four assists as the Sharks defeated the Avalanche with a 5-2 win.
- On Mar. 18, 2007, Ron Wilson became the 13th head coach in NHL history to reach the 1,000 game mark in a Sharks overtime loss to the Avs.
- On Mar. 26, 2012, Joe Pavelski scored his 300th career point (two goals), Dan Boyle scored his 500th point (two assists), Andrew Desjardins got the game-winner, and all four Sharks lines scored a goal in a 5-1 thrashing of the Avalanche.
- On Jan. 26, 2013, Patrick Marleau scored at least two goals in his fourth straight game, tying a record for most consecutive multi-goal games to start a season set in 1917-18 by Cy Denneny of the Ottawa Senators, as the Sharks shutout the Avalanche 4-0. Matt Irwin scored his first career NHL goal and Thomas Greiss recorded his first NHL shutout.
- On Mar. 10, 2013, Patrick Marleau scored his 400th career goal, becoming the 30th player in NHL history to score his first 400 goals with one team, in a 3-2 Sharks overtime loss.
- On Jan. 23, 2017, Patrick Marleau scored 4 goals in the third period, including a natural hat-trick, as the Sharks defeated the Avalanche 5-2. It was only the 12th time a player scored 4 goals in a period in NHL history, and the first time since Mario Lemieux did it in 1997. It was also the third time in Sharks history a player scored 4 in a game, matching Tomas Hertl and Owen Nolan. His second goal also stood as the game-winner, the 96th of his NHL career, tying Mats Sundin for 9th place in NHL history.
- On Apr. 4, 2018, San Jose reached 100 points for the 8th time in the franchise's history behind a game-winning goal from Joonas Donskoi. Justin Braun scored for a new career-high in goals (5) and Logan Couture reached the 60-point mark for the 3rd time in his career.





COLUMBUS BLUE JACKETS

NATIONWIDE ARENA


200 W. Nationwide Blvd.
Columbus, Ohio 43215
Phone: 614-246-4625
Fax: 614-246-4007

PRACTICE FACILITY

OhioHealth Ice Haus
200 W. Nationwide Blvd.
Columbus, Ohio 43215
Phone: 614-246-3380

AHL AFFILIATE

Cleveland Monsters



Pierre-Luc Dubois

G.M.: Jarmo Kekalainen
Coach: John Tortorella
P.R.: Todd Sharrock, Karen Davis, Glenn Odebralski
Press Box:
614-246-3251/3252

FAST FACTS

LAST SHARKS WIN: Feb. 2, 2018 (Sharks 3 @ Columbus 1)
LAST COLUMBUS WIN: Mar. 4, 2018 (Columbus 4 @ Sharks 2)
LAST SHARKS SHUTOUT: Jan. 31, 2012 (Columbus 0 @ Sharks 6) (Antti Niemi)
LAST COLUMBUS SHUTOUT: Apr. 9, 2013 (Sharks 0 @ Columbus 4) (Sergei Bobrovsky)
LAST SHARKS WIN AT HOME: Oct. 27, 2016 (Columbus 1 @ Sharks 3)
LAST COLUMBUS WIN AT HOME: Nov. 15, 2014 (Sharks 1 @ Columbus 2)
LAST SHARKS WIN AT COLUMBUS: Feb. 2, 2018 (Sharks 3 @ Columbus 1)
LAST COLUMBUS WIN AT SHARKS: Nov. 3, 2015 (Columbus 5 @ Sharks 2)
LAST SHARKS OVERTIME WIN AT HOME: Feb. 8, 2008 (Columbus 1 @ Sharks 2 OT)
LAST COLUMBUS OVERTIME WIN AT HOME: Feb. 7, 2009 (Sharks 2 @ Columbus 3 OT)
LAST SHARKS OVERTIME WIN AT COLUMBUS: Feb. 14, 2004 (Sharks 2 @ Columbus 1 OT)
LAST COLUMBUS OVERTIME WIN AT SHARKS: Oct. 9, 2010 (Columbus 3 @ Sharks 2 OT)
LAST SHARKS SHOOTOUT WIN: Mar. 13, 2014 (Sharks 4 @ Columbus 3 SO)
LAST SHARKS SHOOTOUT LOSS: None
MOST GOALS BY SHARKS: 10, Mar. 30, 2002 (Columbus 2 @ Sharks 10)
MOST GOALS BY COLUMBUS: 6, 3 times, MR, Feb. 11, 2013 (Sharks 2 @ Columbus 6)
MOST GOALS BY BOTH TEAMS: 12, Mar. 30, 2002 (Columbus 2 @ Sharks 10)
LAST SHARKS HAT TRICK: Dany Heatley, Oct. 8, 2009 (Columbus 3 @ Sharks 6)
LAST COLUMBUS HAT TRICK: Jeff Carter, Feb. 21, 2012 (Sharks 3 @ Columbus 6)
LAST SHARKS PENALTY SHOT: Dany Heatley (Successful: Mathieu Garon), Oct. 8, 2009 (Columbus 3 @ Sharks 6)
LAST COLUMBUS PENALTY SHOT: Rick Nash (Unsuccessful: Evgeni Nabokov), Feb. 8, 2008 (Columbus 1 @ Sharks 2)

ALL-TIME SAN JOSE VS. COLUMBUS

VS COLUMBUS	W	L	T	OL
SJ ALL-TIME RECORD	36	17	0	4
SJ HOME	21	5	0	2
SJ ROAD	15	12	0	2

2017-18 RESULTS

DATE	SITE	W	L	OT	SJ	OPP
02/02/2018	A	1	0	0	3	1
03/04/2018	H	0	1	0	2	4

2017-18 BLUE JACKETS LEADERS

GOALS:	Artemi Panarin, 27
ASSISTS:	Artemi Panarin, 55
POINTS:	Artemi Panarin, 82
SHOTS:	Seth Jones, 249
GAA:	Sergei Bobrovsky, 2.42
WINS:	Sergei Bobrovsky, 37
SHUTOUTS:	Sergei Bobrovsky, 5
SAVE %:	Sergei Bobrovsky, 0.921
RECORD:	45-30-7, 97 pts. 4th/Metropolitan Division 7th/ Eastern Conference

2018 PLAYOFFS

EASTERN FIRST ROUND: Lost to Washington, 4-2

NOTES

- On Oct. 25, 2000, Gary Suter scored the franchise's first goal against the Blue Jackets in his 1,000th career game, a 3-1 win.
- On Mar. 30, the Sharks scored 10 goals to set a new franchise record for most goals during a Sharks home game in 10-2 win.
- On Jan. 6, 2007, Patrick Marleau tied the franchise record for goals (206) as the Sharks defeated the Columbus Blue Jackets 5-2. In that game, Ryane Clowe scored his first career hat trick.
- On Mar. 16, 2007, the Sharks tied a franchise record for wins in a season (44) and team shutouts in a season (11)...Joe Thornton's goal in the first period set a new Sharks franchise record for most points in a season (94), previously held by Jonathan Cheechoo (93 points in 2005-06)...
- On Feb. 9, 2011, Patrick Marleau scored his 20th goal of the season (the game-winner) to mark the 10th time he has reached the 20-goal plateau in his career.
- On Jan. 5, 2012, Joe Thornton, in his 500th game as a Shark, scored the game-winner in a 2-1 victory over Columbus.
- On Feb. 7, 2014, Sharks Head Coach Todd McLellan coached his 435th game with the Sharks, surpassing Darryl Sutter for the most games coached in franchise history.
- On Nov. 22, 2015, The Sharks swept a six-game road trip for the first time in team history with a 5-3 comeback win over the Blue Jackets and nine different San Jose skaters recorded a point including Brenden Dillon scoring the game-winner.



DALLAS STARS

AMERICAN AIRLINES CENTER


2500 Victory Way
Dallas, TX 75219
Phone: 214-222-3687

PRACTICE FACILITY

Dr Pepper StarCenter, Frisco
2601 Avenue of the Stars
Frisco, TX 75034
Phone: 214-387-5500
Fax: 214-387-5610

AHL AFFILIATE

Texas Stars



Alexander Radulov

G.M.: Jim Nill

Coach: Jim Montgomery

P.R.: Tom Holy, Joe Calvillo, Ben Fromstein

FAST FACTS

LAST SHARKS WIN: Feb. 18, 2018 (Dallas 2 @ Sharks 5)
LAST DALLAS WIN: Apr. 3, 2018 (Dallas 4 @ Sharks 2)
LAST SHARKS SHUTOUT: Mar. 31, 2012 (Dallas 0 @ Sharks 3) (Antti Niemi)
LAST DALLAS SHUTOUT: Dec. 31, 2017 (Sharks 0 @ Dallas 6) (Ben Bishop)
LAST SHARKS WIN AT HOME: Feb. 18, 2018 (Dallas 2 @ Sharks 5)
LAST DALLAS WIN AT HOME: Dec. 31, 2017 (Sharks 0 @ Dallas 6)
LAST SHARKS WIN AT DALLAS: Feb. 19, 2015 (Sharks 5 @ Dallas 2)
LAST DALLAS WIN AT SHARKS: Apr. 3, 2018 (Dallas 4 @ Sharks 2)
LAST SHARKS OVERTIME WIN AT HOME: Jan. 16, 2016 (Dallas 3 @ Sharks 4 OT)
LAST DALLAS OVERTIME WIN AT HOME: Nov. 18, 2010 (Sharks 4 @ Dallas 5 OT)
LAST SHARKS OVERTIME WIN AT DALLAS: Dec. 16, 2010 (Sharks 4 @ Dallas 3 OT)
LAST DALLAS OVERTIME WIN AT SHARKS: Nov. 17, 2001 (Dallas 3 @ Sharks 2 OT)
LAST SHARKS SHOOTOUT WIN: Dec. 21, 2013 (Dallas 2 @ Sharks 3 SO)
LAST SHARKS SHOOTOUT LOSS: Oct. 17, 2013 (Sharks 3 @ Dallas 4 SO)
MOST GOALS BY SHARKS: 7, Feb. 6, 1994 (Sharks 7 @ Dallas 1)
MOST GOALS BY DALLAS: 10, Nov. 28, 1992 (Sharks 3 @ Minnesota 10)
MOST GOALS BY BOTH TEAMS: 13, Nov. 28, 1992 (Sharks 3 @ Minnesota 10)
LAST SHARKS HAT TRICK: Mike Ricci, Apr. 7, 2001 (Dallas 5 @ Sharks 4 OT)
LAST DALLAS HAT TRICK: Jamie Benn, Apr. 2, 2018 (Dallas 4 @ Sharks 2)
LAST SHARKS PENALTY SHOT: Patrick Marleau (Unsuccessful: Marty Turco), Dec. 29, 2008 (Sharks 3 @ Dallas 1)
LAST DALLAS PENALTY SHOT: Sergei Zubov (Unsuccessful: Evgeni Nabokov), Nov. 7, 2007 (Dallas 3 @ Sharks 1)

ALL-TIME SAN JOSE VS. DALLAS

VS DALLAS	W	L	T	OL
SJ ALL-TIME RECORD	55	53	5	13
SJ HOME	28	26	1	9
SJ ROAD	27	27	4	4

2017-18 RESULTS

DATE	SITE	W	L	OT	SJ	OPP
12/31/2017	A	0	1	0	0	6
02/18/2018	H	1	0	0	5	2
04/03/2018	H	0	1	0	2	4

2017-18 STARS LEADERS

GOALS:	Tyler Seguin, 40
ASSISTS:	John Klingberg, 59
POINTS:	Jamie Benn, 79
SHOTS:	Tyler Seguin, 335
GAA:	Ben Bishop, 2.49
WINS:	Ben Bishop, 26
SHUTOUTS:	Ben Bishop, 5
SAVE %:	Ben Bishop, 0.916
RECORD:	42-32-8, 92 pts. 6th/Central Division 10th/Western Conference

2018 PLAYOFFS

Did not qualify

NOTES

- On Nov. 4, 1998, San Jose recorded a franchise-low nine shots in a game, but won, 4-0.
- On Nov. 30, 2005, during the pre-game skate, the Sharks acquired Joe Thornton from Boston in exchange for Marco Sturm, Brad Stuart and Wayne Primeau.
- On Dec. 31, 2006, Patrick Marleau passed Owen Nolan for first on San Jose's all-time list for assists (246) while Joe Thornton scored his 200th goal in San Jose's 4-2 win.
- On Feb. 2, 2012, San Jose won 77% of its faceoffs (the fourth best by any NHL team since the lockout) and set a new franchise record for scoreless streak by an opponent(s) of 190:51 in a 5-1 victory over Dallas.
- On Mar. 31, 2012, Joe Pavelski scored his 30 and 31st goals, becoming the new team leader in goals for the season and only the ninth Shark in franchise history to hit the 30-goal mark as the Sharks won 3-0 over Dallas.
- On Apr. 23, 2013, the Sharks clinched a playoff spot for the ninth straight season.
- On Jan. 16, 2015, Marc-Edouard Vlasic recorded the first multi-goal game of his career, Dylan DeMelo tallied his first NHL point and Tomas Hertl scored the game-winning goal as the Sharks won a 4-3 overtime thriller...
- On Mar. 12, 2017, Joe Pavelski scored two goals and while Aaron Dell made 29 saves as the Sharks beat the Stars 5-1. Patrick Marleau scored his 504th career NHL goal, passing Peter Bondra for sole possession of 42nd place and Marc-Edouard Vlasic played in his 800th NHL game.
- On April 3, 2017, in Dylan Gambrell's debut with the Sharks, Logan Couture scored a career-high 33rd goal and Timo Meier became just the sixth Sharks player at the age of 21 years or younger to reach the 20-goal mark. However, the Sharks could not defeat Dallas and lost by a score of 4-2.





DETROIT RED WINGS

Little Caesars Arena
2645 Woodward Ave.
Detroit, MI 48201

AHL AFFILIATE
Grand Rapids Griffins

G.M.: Ken Holland
Coach: Jeff Blashill
P.R.: Todd Beam, Kyle Kujawa,
Alex DiFilippo
Press Box: 313-471-7957



Dylan Larkin

FAST FACTS

LAST SHARKS WIN: Mar. 12, 2018 (Detroit 3 @ Sharks 5)
LAST DETROIT WIN: Jan. 31, 2018 (Sharks 1 @ Detroit 2 SO)
LAST SHARKS SHUTOUT: Oct. 21, 2013 (Sharks 1 @ Detroit 0 SO) (Antti Niemi)
LAST DETROIT SHUTOUT: Oct. 22, 2016 (Sharks 0 @ Detroit 3) (Jimmy Howard)
LAST SHARKS WIN AT HOME: Mar. 12, 2018 (Detroit 3 @ Sharks 5)
LAST DETROIT WIN AT HOME: Jan. 31, 2018 (Sharks 1 @ Detroit 2 SO)
LAST SHARKS WIN AT DETROIT: Nov. 13, 2015 (Sharks 3 @ Detroit 2)
LAST DETROIT WIN AT SHARKS: Jan. 7, 2016 (Detroit 2 @ Sharks 1)
LAST SHARKS OVERTIME WIN AT HOME: Mar. 17, 2012 (Detroit 2 @ Sharks 3 OT)
LAST DETROIT OVERTIME WIN AT HOME: Oct. 17, 2005 (Sharks 2 @ Detroit 3 OT)
LAST SHARKS OVERTIME WIN AT DETROIT: None
LAST DETROIT OVERTIME WIN AT SHARKS: Oct. 4, 2001 (Detroit 4 @ Sharks 3 OT)
LAST SHARKS SHOOTOUT WIN: Oct. 21, 2013 (Sharks 1 @ Detroit 0 SO)
LAST SHARKS SHOOTOUT LOSS: Jan. 31, 2018 (Sharks 1 @ Detroit 2 SO)
MOST GOALS BY SHARKS: 9, Jan. 4, 2007 (Detroit 4 @ Sharks 9)
MOST GOALS BY DETROIT: 11, Feb. 15, 1992 (Sharks 1 @ Detroit 11)
MOST GOALS BY BOTH TEAMS: 13, 3 times, MR, Jan. 4, 2007 (Detroit 4 @ Sharks 9)
LAST SHARKS HAT TRICK: Patrick Marleau, Apr. 6, 2002 (Detroit 3 @ Sharks 6)
LAST DETROIT HAT TRICK: Mathieu Schneider, Nov. 26, 2005 (Detroit 7 @ Sharks 6)
LAST SHARKS PENALTY SHOT: Nils Ekman (Unsuccessful: Manny Legace), Feb. 28, 2006 (Detroit 1 @ Sharks 5)
LAST DETROIT PENALTY SHOT: Igor Larionov (Successful: Arturs Irbe), Nov. 22, 1995 (Sharks 2 @ Detroit 5)

ALL-TIME SAN JOSE VS. DETROIT

VS DETROIT	W	L	T	OL
SJ ALL-TIME RECORD	33	49	4	6
SJ HOME	21	21	3	2
SJ ROAD	12	28	1	4

2017-18 RESULTS

DATE	SITE	W	L	OT	SJ	OPP
01/31/2018	A	0	1	0	1	2
03/12/2018	H	1	0	0	5	3

2017-18 RED WINGS LEADERS

GOALS: Anthony Mantha, 24
ASSISTS: Dylan Larkin, 47
POINTS: Dylan Larkin, 63
SHOTS: Dylan Larkin, 232
GAA: Jimmy Howard, 2.85
WINS: Jimmy Howard, 22
SHUTOUTS: Petr Mrazek, 3
SAVE %: Jimmy Howard/Petr Mrazek, 0.910
RECORD: 0-39-13, 73 pts.
5th/Atlantic Division
13th/Eastern Conference

2018 PLAYOFFS

Did not qualify

NOTES

- On Apr. 6, 2002, in a 6-3 victory, Patrick Marleau recorded the Sharks first hat trick against the Red Wings (and first of his career).
- On Feb. 11, 2004, Mike Ricci played in his 1,000th NHL game.
- On Feb. 28, 2006, The Sharks scored a franchise record five power play goals in a 5-1 win.
- On Jan. 4, 2007, Patrick Marleau became the team's all-time scoring leader, surpassing Owen Nolan's 451 points, with a four-point game (a goal and three assists).
- On Nov. 5 2009, rookie Logan Couture scored his first NHL goal in a 2-1 shootout loss.
- On Nov. 30, 2010 at HP Pavilion: Joe Thornton recorded his 500th point in a Sharks uniform (assist) in a 5-3 loss.
- On Mar. 28, 2013, Antti Niemi set a franchise record by becoming the first goaltender to record shutouts on consecutive days (3/27 vs. Anaheim), and both teams combined for one penalty and two PIM's to set a franchise record for fewest combined penalties and penalty minutes in a home game. The Sharks were held without a power play opportunity for only the fourth time in franchise history.
- On Jan. 7, 2016, The Sharks offense exploded for a 6-3 win against Detroit in their first game of the season scoring at least 5 goals. Paul Martin, Joe Pavelski, Mirco Mueller, Joel Ward, Dylan Demelo and Brent Burns all had 2 points each. Joe Pavelski scored his 600th NHL point.
- On Mar 12, 2018, San Jose had 11 different players register a point including Eric Fehr's first goal as a San Jose Shark. Timo Meier scored the game-winning goal on the power play and added an assist while Joe Pavelski, Dylan DeMelo and Chris Tierney also registered two points.



EDMONTON OILERS

ROGERS PLACE

10220 104 Ave. NW
Edmonton, Alberta T5J 0H6
Phone: 780-414-4000
Fax: 780-409-5848

TEAM OFFICES/ MAILING ADDRESS

10214 - 104 Ave. NW, #300
Edmonton, Alberta T5J 0H6

AHL AFFILIATE

Bakersfield Condors



Leon Draisaitl

G.M.: Peter Chiarelli
Coach: Todd McLellan
P.R.: J.J. Hebert, Shawn May,
Andre Brin

FAST FACTS

LAST SHARKS WIN: Mar. 14, 2018 (Sharks 4 @ Edmonton 3 OT)
LAST EDMONTON WIN: Dec. 18, 2017 (Sharks 3 @ Edmonton 5)
LAST SHARKS SHUTOUT: Mar. 8, 2016 (Sharks 3 @ Edmonton 0) (James Reimer)
LAST EDMONTON SHUTOUT: Jan. 29, 2014 (Sharks 0 @ Edmonton 3) (Ben Scrivens)
LAST SHARKS WIN AT HOME: Feb. 27, 2018 (Edmonton 2 @ Sharks 5)
LAST EDMONTON WIN AT HOME: Dec. 18, 2017 (Sharks 3 @ Edmonton 5)
LAST SHARKS WIN AT EDMONTON: Mar. 14, 2018 (Sharks 4 @ Edmonton 3 OT)
LAST EDMONTON WIN AT SHARKS: Apr. 6, 2017 (Edmonton 6 @ Sharks 3)
LAST SHARKS OVERTIME WIN AT HOME: Dec. 23, 2016 (Edmonton 2 @ Sharks 3 OT)
LAST EDMONTON OVERTIME WIN AT HOME: Dec. 9, 2015 (Sharks 3 @ Edmonton 4 OT)
LAST SHARKS OVERTIME WIN AT EDMONTON: Mar. 14, 2018 (Sharks 4 @ Edmonton 3 OT)
LAST EDMONTON OVERTIME WIN AT SHARKS: Dec. 6, 2008 (Edmonton 3 @ Sharks 2 OT)
LAST SHARKS SHOOTOUT WIN: Jan. 14, 2016 (Edmonton 1 @ Sharks 2 SO)
LAST SHARKS SHOOTOUT LOSS: Feb. 2, 2015 (Edmonton 2 @ Sharks 1 SO)
MOST GOALS BY SHARKS: 6, 7 times, MR, Feb. 10, 2018 (Edmonton 4 @ Sharks 6)
MOST GOALS BY EDMONTON: 9, Jan. 21, 1992 (Sharks 2 @ Edmonton 9)
MOST GOALS BY BOTH TEAMS: 11, 2 times, MR, Mar. 13, 1996 (Edmonton 8 @ Sharks 3)
LAST SHARKS HAT TRICK: Mikkel Boedker, Jan. 10, 2017 (Sharks 5 @ Edmonton 3)
LAST EDMONTON HAT TRICK: Milan Lucic, Apr. 6, 2017 (Edmonton 4 @ Sharks 2)
LAST SHARKS PENALTY SHOT: Marcus Sorensen (Unsuccessful: Cam Talbot), Apr. 6, 2017 (Edmonton 4 @ Sharks 2)
LAST EDMONTON PENALTY SHOT: Mike Comrie (Unsuccessful: Vesa Toskala), Apr. 3, 2003 (Sharks 3 @ Edmonton 3)

ALL-TIME SAN JOSE VS. EDMONTON

VS EDMONTON	W	L	T	OL
SJ ALL-TIME RECORD	55	43	12	9
SJ HOME	32	17	5	5
SJ ROAD	23	26	7	4

2017-18 RESULTS

DATE	SITE	W	L	OT	SJ	OPP
12/18/2017	A	0	1	0	3	5
02/10/2018	H	1	0	0	6	4
02/27/2018	H	1	0	0	5	2
03/14/2018	A	1	0	0	4	3

2017-18 OILERS LEADERS

GOALS: Connor McDavid, 41
ASSISTS: Connor McDavid, 67
POINTS: Connor McDavid, 108
SHOTS: Connor McDavid, 274
GAA: Cam Talbot, 3.02
WINS: Cam Talbot, 31
SHUTOUTS: Cam Talbot, 1
SAVE %: Cam Talbot, 0.908
RECORD: 36-40-6, 78 pts.
6th/ Pacific Division
12th/ Western Conference

2018 PLAYOFFS

Did not qualify

NOTES

- On Feb. 12, 2002, the Sharks played their first penalty-free game in team history...
- On Feb. 17, 2009, Patrick Marleau recorded his 600th career point with goal number 31 of the season. Marleau later scored his fourth short-handed goal of the season, bringing his career point tally to 601 in a 4-2 win...
- On Jan. 22, 2013, the Sharks scored six goals in the first period, setting franchise records for fastest six goals to start a game (19:20), most goals for in a single period on the road (6), most goals allowed by an opposing goaltender in a period (Devyn Dubnyk), and tying the franchise mark for most power play goals in a period (3).
- On Mar. 20, 2013, Marc-Edouard Vlasic played in his 500th NHL game, becoming the 74th player to achieve that mark at or before the age of 25, in the Sharks 4-3 shootout victory.
- On Jan. 29, 2014, the Sharks fired 59 shots on net to set a franchise record for most shots in a single game, but Oilers goaltender Ben Scrivens stopped them all to register a shutout in a 3-0 victory over San Jose. The Sharks also set a new franchise mark for shot differential (59 shots for, 27 shots against, +32 shot differential) in the loss.
- On Jan. 14, 2016, Joe Pavelski scored the game-winner in the shootout and Martin Jones made 24 saves as the Sharks skated off with a 2-1 victory in former Head Coach Todd McLellan's return to SAP Center.
- On Dec. 23, 2016, Kevin Labanc scored two goals, including the game-winner in overtime, as the Sharks defeated the Oilers 3-2. Joe Thornton registered his 700th assist as a Shark.
- On Jan. 10, 2017, Mikkel Boedker scored a hat-trick and Logan Couture's goal gave him 350 career points as a Shark, which tied him with Jeff Friesen for 5th all-time in Sharks history.
- On Feb. 27, 2018, Evander Kane tallied two assists his debut with the San Jose Sharks and Mikkel Boedker added an assist in his 600th career NHL game. Eric Fehr recorded his 100th career NHL assist and Timo Meier scored the game-winning goal while also established a new career-high for shots in a game (9).





FLORIDA PANTHERS

BB&T CENTER


1 Panther Pkwy.
Sunrise, FL 33323
Phone: 954-835-7000
Fax: 954-835-7700

PRACTICE FACILITY

Panthers IceDen
3299 Sportsplex Dr.
Coral Springs, FL 33065
Phone: 954-341-9956

AHL AFFILIATE

Springfield Thunderbirds



Vincent Trocheck
G.M.: Dale Tallon
Coach: Bob Boughner
P.R.: Thomas D'Amico, Adelyn Biedenbach, Mike Lewis, Chrissy Parente
Press Box: 954-835-7753

FAST FACTS

LAST SHARKS WIN: Dec. 1, 2017 (Sharks 2 @ Florida 1)
LAST FLORIDA WIN: Nov. 16, 2017 (Florida 2 @ Sharks 0)
LAST SHARKS SHUTOUT: Jan. 16, 2014 (Sharks 3 @ Florida 0) (Alex Stalock)
LAST FLORIDA SHUTOUT: Nov. 16, 2017 (Florida 2 @ Sharks 0)
LAST SHARKS WIN AT HOME: Nov. 5, 2015 (Florida 2 @ Sharks 5)
LAST FLORIDA WIN AT HOME: Nov. 11, 2014 (Sharks 1 @ Florida 4)
LAST SHARKS WIN AT FLORIDA: Dec. 1, 2017 (Sharks 2 @ Florida 1)
LAST FLORIDA WIN AT SHARKS: Nov. 16, 2017 (Florida 2 @ Sharks 0)
LAST SHARKS OVERTIME WIN AT HOME: None
LAST FLORIDA OVERTIME WIN AT HOME: None
LAST SHARKS OVERTIME WIN AT FLORIDA: None
LAST FLORIDA OVERTIME WIN AT SHARKS: Feb. 15, 2017 (Florida 6 @ Sharks 5 OT)
LAST SHARKS SHOOTOUT WIN: Feb. 18, 2016 (Sharks 2 @ Florida 1 SO)
LAST SHARKS SHOOTOUT LOSS: Nov. 20, 2014 (Florida 3 @ Sharks 2 SO)
MOST GOALS BY SHARKS: 7, Nov. 16, 2002 (Sharks 7 @ Florida 3)
MOST GOALS BY FLORIDA: 6, Feb. 15, 2017 (Florida 6 @ Sharks 5 OT)
MOST GOALS BY BOTH TEAMS: 11, Feb. 15, 2017 (Florida 6 @ Sharks 5 OT)
LAST SHARKS HAT TRICK: Alyn McCauley, Nov. 1, 2003 (Sharks 6 @ Florida 2)
LAST FLORIDA HAT TRICK: None
LAST SHARKS PENALTY SHOT: Joe Pavelski (Unsuccessful: Roberto Luongo), Feb. 15, 2017 (Florida 6 @ Sharks 5)
LAST FLORIDA PENALTY SHOT: None

ALL-TIME SAN JOSE VS. FLORIDA

VS FLORIDA	W	L	T	OL
SJ ALL-TIME RECORD	14	10	7	3
SJ HOME	7	5	2	3
SJ ROAD	7	5	5	0

2017-18 RESULTS

DATE	SITE	W	L	OT	SJ	OPP
11/16/2017	H	0	1	0	0	2
12/01/2017	A	1	0	0	2	1

2017-18 PANTHERS LEADERS

GOALS: Vincent Trocheck, 31
ASSISTS: Aleksander Barkov, 51
POINTS: Aleksander Barkov, 78
SHOTS: Vincent Trocheck, 287
GAA: Roberto Luongo, 2.47
WINS: James Reimer, 22
SHUTOUTS: James Reimer, 4
SAVE %: Roberto Luongo, 0.929
RECORD: 44-30-8, 96 pts.
4th/Atlantic Division
9th/Eastern Conference

2018 PLAYOFFS

Did not qualify

NOTES

- On Mar. 7, 2001, Scott Thornton posted his first career hat trick against Florida in a 3-3 tie.
- On Nov. 1, 2003, Alyn McCauley posted his first career hat trick (and first career multi-goal game) in a 6-2 win.
- On Dec. 8, 2005, the Sharks scored five or more goals in four consecutive games for the first time in franchise history in defeating the Panthers 6-2. On the same day, Patrick Marleau set two franchise records: most points in a four-game span (12) and four consecutive three-point games.
- On Mar. 18, 2014, the Sharks set a franchise record for most shots in a period with 29 in the 3rd.
- On Jan. 16, 2014, Alex Stalock made 24 saves to secure his first career shutout and lead the Sharks to a 3-0 victory.
- On Nov. 5, 2015, Joe Thornton passed Jean Ratelle for 35th place on the NHL all-time points list and 11 different Sharks recorded a point in a 5-2 victory.
- On Feb. 15, 2017, Joe Pavelski exploded for 4 points (2-2-4), but a pair of goals from both Nick Bjugstad and Aleksander Barkov helped Florida defeat the Sharks 6-5 in overtime. Brent Burns registered his 300th point as a Shark with a first period goal. Patrick Marleau played in his 600th consecutive NHL game.
- On Nov. 16, 2017, Timo Meier established a new career-high in shots on goal (7).
- On Dec. 1, 2017, Joe Pavelski scored the 300th goal of his career to join Patrick Marleau for San Jose Sharks players with 300 or more goals.



LOS ANGELES KINGS

STAPLES CENTER

1111 S. Figueroa St.
Los Angeles, Calif. 90015
Phone: 213-742-7100

PRACTICE FACILITY

Toyota Sports Center
555 N. Nash St.
El Segundo, Calif. 90245
Phone: 310-535-4500
Fax: 310-535-4507

AHL AFFILIATE

Ontario Reign



Jake Muzzin

VP/G.M.: Rob Blake

Coach: John Stevens

P.R.: Mike Altieri, Jeff Moeller,

Mike Kalinowski, Eddie Fischermann

Press Box: 213-742-7488

FAST FACTS

LAST SHARKS WIN: Jan. 15, 2018 (Sharks 4 @ Los Angeles 1)

LAST LOS ANGELES WIN: Oct. 7, 2017 (Los Angeles 4 @ Sharks 1)

LAST SHARKS SHUTOUT: Dec. 23, 2017 (Los Angeles 0 @ Sharks 2) (Martin Jones)

LAST LOS ANGELES SHUTOUT: Jan. 27, 2014 (Los Angeles 1 @ Sharks 0) (Jonathan Quick)

LAST SHARKS WIN AT HOME: Dec. 23, 2017 (Los Angeles 0 @ Sharks 2)

LAST LOS ANGELES WIN AT HOME: Dec. 31, 2016 (Sharks 2 @ Los Angeles 3)

LAST SHARKS WIN AT LOS ANGELES: Jan. 15, 2018 (Sharks 4 @ Los Angeles 1)

LAST LOS ANGELES WIN AT SHARKS: Oct. 7, 2017 (Los Angeles 4 @ Sharks 1)

LAST SHARKS OVERTIME WIN AT HOME: Apr. 7, 2012 (Los Angeles 2 @ Sharks 3 OT)

LAST LOS ANGELES OVERTIME WIN AT HOME: Oct. 30, 2013 (Sharks 3 @ Los Angeles 4)

LAST SHARKS OVERTIME WIN AT LOS ANGELES: Jan. 21, 2006 (Sharks 4 @ Los Angeles 3 OT)

LAST LOS ANGELES OVERTIME WIN AT SHARKS: Jan. 3, 2017 (Los Angeles 2 @ Sharks 1 OT)

LAST SHARKS SHOOTOUT WIN: Nov. 27, 2013 (Los Angeles 2 @ Sharks 3)

LAST SHARKS SHOOTOUT LOSS: Mar. 24, 2011 (Sharks 3 @ Los Angeles 4 SO)

MOST GOALS BY SHARKS: 7, 4 times, MR, Nov. 9, 2006 (Sharks 7 @ Los Angeles 3)

MOST GOALS BY LOS ANGELES: 11, Nov. 8, 1992 (Los Angeles 11 @ Sharks 4)

MOST GOALS BY BOTH TEAMS: 15, Nov. 8, 1992 (Los Angeles 11 @ Sharks 4)

LAST SHARKS HAT TRICK: Jonathan Cheechoo, Apr. 1, 2007 (Los Angeles 2 @ Sharks 6)

LAST LOS ANGELES HAT TRICK: Mike Donnelly, Jari Kurri, Luc Robitaille Nov. 8, 1992 (Los Angeles 11 @ Sharks 4)

LAST SHARKS PENALTY SHOT: Tommy Wingels (Unsuccessful: Jonathan Bernier), Mar. 16, 2013 (Sharks 2 @ Los Angeles 5)

LAST LOS ANGELES PENALTY SHOT: Ladislav Nagy (Unsuccessful: Evgeni Nabokov), Nov. 24, 2007 (Los Angeles 2 @ Sharks 1)

ALL-TIME SAN JOSE VS. LOS ANGELES

VS LOS ANGELES	W	L	T	OL
SJ ALL-TIME RECORD	78	56	7	9
SJ HOME	46	22	3	4
SJ ROAD	32	34	4	5

2017-18 RESULTS

DATE	SITE	W	L	OT	SJ	OPP
10/07/2017	H	0	1	0	1	4
11/12/2017	A	1	0	0	2	1
12/23/2017	H	1	0	0	2	0
01/15/2018	A	1	0	0	4	1

2017-18 KINGS LEADERS

GOALS:	Anze Kapitar, 35
ASSISTS:	Anze Kapitar, 57
POINTS:	Anze Kapitar
SHOTS: T	Tyler Toffoli, 251
GAA:	Darcy Kuemper, 2.10
WINS:	Jonathan Quick, 33
SHUTOUTS:	Jonathan Quick, 5
SAVE %:	Darcy Kuemper, .932
RECORD:	45-29-8, 98 pts. 4th/Pacific Division 7th/Western Conference

2018 PLAYOFFS

WESTERN FIRST ROUND: Lost to Vegas, 4-0

NOTES

- On Nov. 22, 2006, Joe Pavelski, who was called up from Worcester earlier in the day, scored his first NHL goal in his first NHL game. The same night, rookie defenseman Marc-Edouard Vlasic scored his first NHL goal and recorded his first multi-point game (1-1=2).
- On Dec. 12, 2006, Patrick Marleau set a Sharks franchise record for most games played in a 3-1 win. Marleau skated in his 672nd game, passing Mike Rathje on the all-time games played list.
- On Jan. 11, 2007, Patrick Marleau became the all-time leading goal scorer in Sharks history as the Sharks defeated the Kings, 5-2.
- On April 1, 2007, Joe Thornton set a franchise record for assists in a period with four and tied a franchise record for most assists in a game (four).
- On April 4, 2011, the Sharks clinched the Pacific Division for the fourth consecutive season and sixth time as Joe Thornton recorded a goal and an assist (points No. 998 and 999). His 20th goal of the season gave him 11 consecutive seasons of 20 goals or more, the second longest active streak in the NHL next to Calgary's Jarome Iginla (12).
- On Apr. 3, 2014, the Sharks set a franchise record with 52 hits in a potential first-round playoff preview.
- On Feb. 21, 2015, Sharks and Kings played in the third largest outdoor game in NHL history and first-ever outdoor game in Northern California, where Los Angeles would prevail 2-1.
- On Oct. 12, 2016, The Sharks raised their Western Conference Championship banner before the season opener as Logan Couture and Brent Burns scored goals and Martin Jones stopped 21 shots in a 2-1 victory. With an assist, Joe Thornton took sole possession of 13th place all-time in assists (965).
- On Dec. 23, 2017, Martin Jones recorded his 100th NHL career win against his former team with a 28 save shutout. Sorensen scored the game-winning goal on his 3rd goal in the previous four games and Tomas Hertl extended the Sharks' power play goal streak to eight games





MINNESOTA WILD

XCEL ENERGY CENTER

199 West Kellogg Boulevard
(arena address)
317 Washington Street
(mailing address)
St. Paul, Minn. 55012
Phone: 651-602-6000
Fax: 651-293-9574

AHL AFFILIATE

Iowa Wild



Eric Staal

G.M.: Paul Fenton

Coach: Bruce Boudreau

P.R.: Aaron Sickman, Megan Kogut

Press Box: 651-726-8600/
8601

FAST FACTS

LAST SHARKS WIN: Apr. 5, 2016 (Sharks 3 @ Minnesota 0)

LAST MINNESOTA WIN: Apr. 7, 2018 (Minnesota 6 @ Sharks 3)

LAST SHARKS SHUTOUT: Apr. 5, 2016 (Sharks 3 @ Minnesota 0) (James Reimer)

LAST MINNESOTA SHUTOUT: Dec. 12, 2015 (Minnesota 2 @ Sharks 0) (Darcy Kuemper)

LAST SHARKS WIN AT HOME: Jan. 23, 2016 (Minnesota 3 @ Sharks 4)

LAST MINNESOTA WIN AT HOME: Feb. 25, 2018 (Sharks 2 @ Minnesota 3 OT)

LAST SHARKS WIN AT MINNESOTA: Apr. 5, 2016 (Sharks 3 @ Minnesota 0)

LAST MINNESOTA WIN AT SHARKS: Apr. 7, 2018 (Minnesota 6 @ Sharks 3)

LAST SHARKS OVERTIME WIN AT HOME: None

LAST MINNESOTA OVERTIME WIN AT HOME: Feb. 25, 2018 (Sharks 2 @ Minnesota 3 OT)

LAST SHARKS OVERTIME WIN AT MINNESOTA: Mar. 10, 2009 (Sharks 5 @ Minnesota 4 OT)

LAST MINNESOTA OVERTIME WIN AT SHARKS: Dec. 10, 2017 (Minnesota 4 @ Sharks 3 OT)

LAST SHARKS SHOOTOUT WIN: Oct. 30, 2014 (Sharks 3 @ Minnesota 4 SO)

LAST SHARKS SHOOTOUT LOSS: Jan. 10, 2012 (Sharks 4 @ Minnesota 5 SO)

MOST GOALS BY SHARKS: 6, Apr. 18, 2013 (Minnesota 1 @ Sharks 6)

MOST GOALS BY MINNESOTA: 6, 2 times, MR., Apr. 5, 2018 (Minnesota 6 @ Sharks 3)

MOST GOALS BY BOTH TEAMS: 9, 4 times, MR, Apr. 5, 2018 (Minnesota 6 @ Sharks 3)

LAST SHARKS HAT TRICK: None

LAST MINNESOTA HAT TRICK: Brian Rolston, Nov. 5, 2005 (Minnesota 3 @ Sharks 1)

LAST SHARKS PENALTY SHOT: Andrew Desjardins (Unsuccessful: Niklas Backstrom), Mar. 23, 2013 (Sharks 0 @ Minnesota 2)

LAST MINNESOTA PENALTY SHOT: James Shepard (Unsuccessful: Evgeni Nabokov), Apr. 2, 2010 (Sharks 3 @ Minnesota 2)

ALL-TIME SAN JOSE VS. MINNESOTA

VS MINNESOTA	W	L	T	OL
SJ ALL-TIME RECORD	32	20	2	8
SJ HOME	19	9	1	3
SJ ROAD	13	11	1	5

2017-18 RESULTS

DATE	SITE	W	L	OT	SJ	OPP
12/10/2017	H	0	0	1	3	4
02/25/2018	A	0	0	1	2	3
04/07/2018	H	0	1	0	3	6

2017-18 WILD LEADERS

GOALS:	Eric Staal, 42
ASSISTS:	Mikael Granlund, 46
POINTS:	Eric Staal, 76
SHOTS:	Eric Staal, 241
GAA:	Devan Dubnyk, 2.52
WINS:	Devan Dubnyk, 35
SHUTOUTS:	Devan Dubnyk, 5
SAVE %:	Devan Dubnyk, 0.918
RECORD:	45-26-11, 101 pts. 3rd/Central Division 4th/Western Conference

2018 PLAYOFFS

WESTERN FIRST ROUND: Lost to Winnipeg, 4-1

NOTES

- On Mar. 5, 2009, the Sharks had no penalties for the entire game, the third time that has happened in franchise history (first time at home).
- On Jan. 10, 2012, Patrick Marleau recorded his 800th NHL point, assisting on Dan Boyle's goal, in a 5-4 SO loss to the Wild.
- On Jan. 25, 2014, Joe Thornton scored twice, including the overtime, game-winning goal, while Patrick Marleau scored as well to help push the Sharks winning streak to six games. Thornton and Marleau provided the Sharks offense just one day after each signing three-year contract extensions.
- On Oct. 30, 2014, Mirco Mueller scored his first career NHL goal in a 4-3 loss in Minnesota.
- On Apr. 5, 2016, Patrick Marleau (2 goals) and Logan Couture (1 goal, 1 assist) each tallied two points as James Reimer made 29 saves in a 3-0 shutout of the Wild. The win set a Sharks franchise record for most road wins in a single season (28).
- On Jan. 5, 2017, Patrick Marleau, Joel Ward, and Brent Burns each had two points, but the Wild rallied twice after trailing by two and the Sharks fell 5-4. Marleau scored his 492nd goal, taking sole possession of 46th place all-time from Jean Ratelle.



MONTREAL CANADIENS

BELL CENTRE

1909 avenue des Canadiens-de-
Montreal

Montreal, Quebec H3B 5E8

Phone: 514-932-2582

Fax: 514-932-8285

PRACTICE FACILITY

Bell Sports Complex

8000 Blvd. Leduc Ste 104

Brassard, QC J4Y 0E9

Phone: 450-926-2887 #224

Fax: 450-926-2885

AHL AFFILIATE

Laval Rocket



Jonathan Drouin

G.M.: Marc Bergevin

Coach: Claude Julien

P.R.: Paul Wilson, Dominick
Saillant, Francois Marchand, Sylvie
Lambert, Carl Lavigne

Press Box: 514-989-2872

FAST FACTS

LAST SHARKS WIN: Jan. 2, 2018 (Sharks 4 @ Montreal 1)

LAST MONTREAL WIN: Mar. 21, 2015 (Sharks 0 @
Montreal 2)

LAST SHARKS SHUTOUT: Mar. 2, 2015 (Montreal 0 @
Sharks 4) (Alex Stalock)

LAST MONTREAL SHUTOUT: Mar. 21, 2015 (Sharks 0 @
Montreal 2) (Carey Price)

LAST SHARKS WIN AT HOME: Oct. 17, 2017 (Montreal
2 @ Sharks 5)

LAST MONTREAL WIN AT HOME: Mar. 21, 2015
(Sharks 0 @ Montreal 2)

LAST SHARKS WIN AT MONTREAL: Jan. 2, 2018
(Sharks 4 @ Montreal 1)

LAST MONTREAL WIN AT SHARKS: Nov. 23, 1999
(Montreal 3 @ Sharks 2 OT)

LAST SHARKS OVERTIME WIN AT HOME: Mar.
6, 2003 (Montreal 3 @ Sharks 4 OT)

LAST MONTREAL OVERTIME WIN AT HOME:
None

**LAST SHARKS OVERTIME WIN AT
MONTREAL:** None

**LAST MONTREAL OVERTIME WIN AT
SHARKS:** Nov. 23, 1999 (Montreal 3 @ Sharks 2 OT)

LAST SHARKS SHOOTOUT WIN: Dec. 1, 2011
(Montreal 3 @ Sharks 4 SO)

LAST SHARKS SHOOTOUT LOSS: None

MOST GOALS BY SHARKS: 7, Feb. 26, 1996 (Montreal
4 @ Sharks 7)

MOST GOALS BY MONTREAL: 8, Oct. 21, 1992 (Sharks
4 @ Montreal 8)

MOST GOALS BY BOTH TEAMS: 12, Oct. 21, 1992
(Sharks 4 @ Montreal 8)

LAST SHARKS HAT TRICK: None

LAST MONTREAL HAT TRICK: Stephane Lebeau, Feb. 12,
1992 (Sharks 1 @ Montreal 6)

LAST SHARKS PENALTY SHOT: Dan Boyle (Unsuccessful:
Carey Price), Mar. 4, 2010 (Montreal 2 @ Sharks 3)

LAST MONTREAL PENALTY SHOT: None

ALL-TIME SAN JOSE VS. MONTREAL

VS MONTREAL	W	L	T	OL
SJ ALL-TIME RECORD	19	14	4	1
SJ HOME	13	3	2	1
SJ ROAD	6	11	2	0

2017-18 RESULTS

DATE	SITE	W	L	OT	SJ	OPP
10/17/2017	H	1	0	0	5	2
01/02/2018	A	1	0	0	4	1

2017-18 CANADIENS LEADERS

GOALS:	Brenden Gallagher, 31
ASSISTS:	Jonathan Drouin, 33
POINTS:	Brenden Gallagher, 54
SHOTS:	Brenden Gallagher, 278
GAA:	Antti Niemi, 2.46
WINS:	Carey Price, 16
SHUTOUTS:	Charlie Lindgren, 2
SAVE %:	Carey Price, 0.900
RECORD:	29-20-13, 71 pts. 6th/Atlantic Division 14th/Eastern Conference

2017 PLAYOFFS

Did not qualify.

NOTES

- On Jan. 27, 2002, Sergei Berezin scored Montreal's second goal, the 10,000th home goal for the Canadiens.
- On Jan. 14, 2006, the Sharks lost a 6-2 decision to the Canadiens, the only Eastern Conference opponent to defeat the Sharks in 2005-06.
- On Mar. 8, 2014, Antti Niemi became the first goaltender since Martin Biron (2001-02) to shut out the Canadiens twice in one season.
- On Mar. 2, 2015, the Sharks shutout the Canadiens for the third consecutive game in a row dating back to the 2013-14 season, winning 4-0.
- On Feb. 29, 2016, Joe Thornton, Brent Burns (recorded his 400th NHL point) and Joe Pavelski all had three point nights in a 6-2 thumping of the Canadiens.
- On Dec. 2, 2016, Martin Jones out-duelled Carey Price as the Sharks defeated the Canadiens for the 10th straight time at SAP Center by a 2-1 final score.
- On Dec. 16, 2016, Timo Meier scored his first career NHL goal on his first shot as the Sharks chased Carey Price out of the net in the first period on the way to a 4-2 victory. David Schlemko and Joonas Donskoi each had 2 points in the game.
- On Oct. 17, 2017 at SAP Center: In their 11th straight home win against Montreal, Tim Heed registered his first career NHL point (assist) and Logan Couture recorded his 3rd career four-point game (2-2-4). Joe Thornton registered two points (1-1-2) to tie Luc Robitaille for 21st place on the NHL all-time points list (1394).
- On Jan. 3, 2018 San Jose started 2018 with a 4-1 victory over Montreal for their 6th straight win against them. Timo Meier had his first NHL career two-goal game and Aaron Dell had another stellar performance, stopping 30 of 31 shots.





NASHVILLE PREDATORS

BRIDGESTONE ARENA

501 Broadway
Nashville, Tenn. 37203
Phone: 615-770-2300
Fax: 615-770-2309

PRACTICE FACILITY

Centennial Sportsplex
222 25th Avenue North
Nashville, Tenn. 37203
Phone: 615-862-8480

AHL AFFILIATE

Milwaukee Admirals



Viktor Arvidsson

G.M.: David Poile
Coach: Peter Laviolette
P.R.: Kevin Wilson, Nick Barnowski, Natalie Aronson, Brooks Bratten
Press Box: 615-770-2165

FAST FACTS

LAST SHARKS WIN: Nov. 1, 2017 (Nashville 1 @ Sharks 4)
LAST NASHVILLE WIN: Mar. 29, 2018 (Sharks 3 @ Nashville 5)
LAST SHARKS SHUTOUT: Mar. 12, 2015 (Nashville 0 @ Sharks 2) (Antti Niemi)
LAST NASHVILLE SHUTOUT: Apr. 5, 2014 (Nashville 3 @ Sharks 0) (Carter Hutton)
LAST SHARKS WIN AT HOME: Nov. 1, 2017 (Nashville 1 @ Sharks 4)
LAST NASHVILLE WIN AT HOME: Mar. 29, 2018 (Sharks 3 @ Nashville 5)
LAST SHARKS WIN AT NASHVILLE: Apr. 2, 2016 (Sharks 3 @ Nashville 2 SO)
LAST NASHVILLE WIN AT SHARKS: Mar. 11, 2017 (Nashville 1 @ Sharks 3)
LAST SHARKS OVERTIME WIN AT HOME: Mar. 8, 2011 (Nashville 2 @ Sharks 3 OT)
LAST NASHVILLE OVERTIME WIN AT HOME: Feb. 12, 2013 (Sharks 0 @ Nashville 1 OT)
LAST SHARKS OVERTIME WIN AT NASHVILLE: Feb. 15, 2011 (Sharks 2 @ Nashville 1 OT)
LAST NASHVILLE OVERTIME WIN AT SHARKS: Nov. 5, 2011 (Nashville 4 @ Sharks 3 OT)
LAST SHARKS SHOOTOUT WIN: Apr. 2, 2016 (Sharks 3 @ Nashville 2 SO)
LAST SHARKS SHOOTOUT LOSS: Feb. 2, 2013 (Nashville 2 @ Sharks 1 SO)
MOST GOALS BY SHARKS: 8, Mar. 11, 2010 (Nashville 5 @ Sharks 8)
MOST GOALS BY NASHVILLE: 7, 3 times, MR, Feb. 22, 2018 (Sharks 1 @ Nashville 7)
MOST GOALS BY BOTH TEAMS: 13, Mar. 11, 2010 (Nashville 5 @ Sharks 8)
LAST SHARKS HAT TRICK: Jonathan Cheechoo, Feb. 9, 2008 (Nashville 3 @ Sharks 4)
LAST NASHVILLE HAT TRICK: Steve Sullivan, Feb. 18, 2004 (Sharks 3 @ Nashville 7)
LAST SHARKS PENALTY SHOT: Logan Couture, (Unsuccessful: Jussi Saros) Mar. 29, 2018 (Sharks 3 @ Nashville 5)
LAST NASHVILLE PENALTY SHOT: Colton Sissons (Unsuccessful: Aaron Dell), Feb. 22, 2018 (Sharks 1 @ Nashville 7)

ALL-TIME SAN JOSE VS. NASHVILLE

VS NASHVILLE	W	L	T	OL
SJ ALL-TIME RECORD	34	38	2	6
SJ HOME	21	9	1	4
SJ ROAD	13	19	1	2

2017-18 RESULTS

DATE	SITE	W	L	OT	SJ	OPP
11/01/2017	H	1	0	0	4	1
02/22/2018	A	0	1	0	1	7
03/29/2018	A	0	1	0	3	5

2017-18 PREDATORS LEADERS

GOALS: Viktor Arvidsson, 29
ASSISTS: PK. Subban, 43
POINTS: Filip Forsberg, 64
SHOTS: Roman Josi, 253
GAA: Pekka Rinne, 2.45
WINS: Pekka Rinne, 42
SHUTOUTS: Pekka Rinne, 8
SAVE %: Pekka Rinne, 0.927
RECORD: 53-18-11, 117 pts.
1st/Central Division
1st/ Western Conference

2018 PLAYOFFS

WESTERN FIRST ROUND: Defeated Colorado, 4-2
WESTERN SECOND ROUND: Lost to Winnipeg, 4-3

NOTES

- On Nov. 10, 1998, Mike Rathje scored the first Sharks goal in team history against Nashville.
- On Oct. 24, 2002, Jonathan Cheechoo scored his first NHL goal — the game-winner — in a 2-1 victory.
- On Feb. 9, 2008, Ron Wilson coached his 500th victory of his career and Jeremy Roenick played in his 1,300th NHL game.
- Nov. 11, 2008 at HP Pavilion: The Sharks set a franchise record for shots in a game with 57.
- On Mar. 11, 2010, the Sharks tied a franchise record by scoring six goals in the third period in an 8-5 win. Joe Pavelski tied a franchise record with four points in the third period.
- On Mar. 8, 2011, Patrick Marleau became the first Shark to record three, overtime-winning goals in the same season with his game-winner in a 3-2 decision.
- On Mar. 2, 2013, Joe Thornton scored his 1,100th career point, assisting on power play goals by Dan Boyle and Joe Pavelski, in a 2-1 regulation victory.
- On Oct. 29, 2016, Joe Thornton had a goal and an assist to tie Mats Sundin for 27th all-time in points while Martin Jones made 27 saves in a 4-1 win.
- On Nov. 30, 2017, San Jose won their third game in a row as Joakim Ryan recorded his first career NHL point on an assist and set a franchise record for blocked shots with nine. Joe Thornton recorded an assist for his 1,400th career NHL point and the Sharks drew a season-high 12 penalties for 35 penalty minutes.



NEW JERSEY DEVILS

PRUDENTIAL CENTER

25 Lafayette St.
Newark, NJ 07102
Phone: 973-757-6100
Fax: 973-757-6399

PRACTICE FACILITY

RWJBarnabas Health Hockey House
at Prudential Center
25 Lafayette St.
Newark, NJ 07102
Phone: 973-757-6100
Fax: 973-757-6399

AHL AFFILIATE

Binghamton Devils



Nico Hischier

G.M.: Ray Shero
Coach: John Hynes
P.R.: Peter Albiez, Scott Litwack
Press Box: 973-757-2913,
973-757-6595

FAST FACTS

LAST SHARKS WIN: Mar. 20, 2018 (New Jersey 2 @ Sharks 6)

LAST NEW JERSEY WIN: Mar. 10, 2016 (New Jersey 3 @ Sharks 0)

LAST SHARKS SHUTOUT: Oct. 20, 2017 (Sharks 3 @ New Jersey 0) (Martin Jones)

LAST NEW JERSEY SHUTOUT: Mar. 10, 2016 (New Jersey 3 @ Sharks 0) (Keith Kinkaid)

LAST SHARKS WIN AT HOME: Mar. 20, 2018 (New Jersey 2 @ Sharks 6)

LAST NEW JERSEY WIN AT HOME: Feb. 11, 2011 (Sharks 1 @ New Jersey 2)

LAST SHARKS WIN AT NEW JERSEY: Oct. 20, 2017 (Sharks 3 @ New Jersey 0)

LAST NEW JERSEY WIN AT SHARKS: Mar. 10, 2016 (New Jersey 3 @ Sharks 0)

LAST SHARKS OVERTIME WIN AT HOME: Nov. 28, 1999 (New Jersey 3 @ Sharks 4 OT)

LAST NEW JERSEY OVERTIME WIN AT HOME: Nov. 5, 2003 (Sharks 2 @ New Jersey 3 OT)

LAST SHARKS OVERTIME WIN AT NEW JERSEY: None

LAST NEW JERSEY OVERTIME WIN AT SHARKS: Jan. 22, 2003 (New Jersey 5 @ Sharks 4 OT)

LAST SHARKS SHOOTOUT WIN: Oct. 16, 2015 (Sharks 2 @ New Jersey 1 SO)

LAST SHARKS SHOOTOUT LOSS: None

MOST GOALS BY SHARKS: 6, Mar. 20, 2018 (New Jersey 2 @ Sharks 6)

MOST GOALS BY NEW JERSEY: 9, Oct. 26, 1991 (Sharks 0 @ New Jersey 9)

MOST GOALS BY BOTH TEAMS: 11, Feb. 15, 2009 (Sharks 5 @ New Jersey 6)

LAST SHARKS HAT TRICK: Joe Thornton, Oct. 27, 2010 (New Jersey 2 @ Sharks 5)

LAST NEW JERSEY HAT TRICK: Patrick Elias, Oct. 18, 2001 (Sharks 1 @ New Jersey 6)

LAST SHARKS PENALTY SHOT: Patrick Marleau (Unsuccessful: Cory Schneider), Oct. 16, 2015 (Sharks 2 @ New Jersey 1 SO)

LAST NEW JERSEY PENALTY SHOT: Zach Parise (Successful: Antti Niemi), Oct. 21, 2011 (Sharks 4 @ New Jersey 3 SO)

ALL-TIME SAN JOSE VS. NEW JERSEY

VS NEW JERSEY	W	L	T	OL
SJ ALL-TIME RECORD	18	17	2	2
SJ HOME	8	8	1	1
SJ ROAD	10	9	1	1

2017-18 RESULTS

DATE	SITE	W	L	OT	SJ	OPP
10/20/2017	A	1	0	0	3	0
03/20/2018	H	1	0	0	6	2

2017-18 DEVILS LEADERS

GOALS:	Taylor Hall, 39
ASSISTS:	Taylor Hall, 54
POINTS:	Taylor Hall, 93
SHOTS:	Taylor Hall, 278
GAA:	Keith Kinkaid, 2.77
WINS:	Keith Kinkaid, 26
SHUTOUTS:	Keith Kinkaid/Cory Schneider, 1
SAVE %:	Keith Kinkaid, 0.913
RECORD:	44-29-9, 97 pts. 4th/ Metropolitan Division 8th Eastern Conference

2018 PLAYOFFS

EASTERN FIRST ROUND: Lost to Tampa Bay, 4-1

NOTES

- Joe Thornton has 44 points (18-26-44) in 36 games vs. New Jersey.
- On Nov. 25, 2006, the Sharks shutout the Devils for the first time in 23 meetings behind goals from Joe Thornton and Mike Grier. Evgeni Nabokov had 24 saves for the shutout.
- On Oct. 27, 2010, Joe Thornton had a hat trick and a career-high five points in a 5-2 Sharks win.
- On Oct. 21, 2011, Joe Thornton recorded a goal and an assist in his 1,000th career NHL game in the Sharks 4-3 shootout win.
- On Jan. 19, 2015, Joe Thornton tied Niklas Lidstrom for 21st place on the NHL's All-Time Assist List and surpassed Norm Ullman to take sole possession of 38th place on the NHL's All-Time Points List.
- On Nov. 21, 2016, it was a night of milestones as Joe Thornton scored his 900th point as a Shark and his 1354th point overall, tying him for 25th place all-time. Patrick Marleau scored his 486th career goal to take 48th place all-time. Martin Jones recorded his 15th career shutout in a 4-0 win, and Danny O'Regan made his NHL debut.
- On Oct. 20, 2017, Martin Jones led the Sharks to a 3-0 victory in his first shutout of the season and Joe Thornton registered an assist for the 1395th point of his career, passing Luc Robitaille for sole possession of 21st place all-time
- On Mar. 20, 2018, Logan Couture reached the 30-goal mark for the 3rd time in his NHL career.





NEW YORK ISLANDERS

BARCLAYS CENTER

620 Atlantic Ave.
Brooklyn, NY 11217
Phone: (917) 618-6100


NYCB LIVE, home of the
Nassau Veterans Memorial Coliseum
1255 Hempstead Turnpike
Uniondale, NY 11553
O: 516-231-4848

PRACTICE FACILITY

Northwell Health Ice Center
200 Merrick Ave.
East Meadow, NY 11554
Phone: 516-501-6700

AHL AFFILIATE

Bridgeport Sound Tigers



Mathew Barzal

G.M.: Lou Lamoriello

Coach: Barry Trotz

P.R.: Kimber Auerbach, Jesse Eisenberg, Kelly Keogh

Press Box: 630-824-8953

FAST FACTS

LAST SHARKS WIN: Nov. 25, 2016 (Islanders 2 @ Sharks 3)
LAST ISLANDERS WIN: Oct. 21, 2017 (Sharks 3 @ Islanders 5)
LAST SHARKS SHUTOUT: Oct. 7, 2006 (Islanders 0 @ Sharks 2) (Evgeni Nabokov)
LAST ISLANDERS SHUTOUT: Feb. 19, 2003 (Islanders 3 @ Sharks 0) (Garth Snow)
LAST SHARKS WIN AT HOME: Nov. 25, 2016 (Islanders 2 @ Sharks 3)
LAST ISLANDERS WIN AT HOME: Oct. 21, 2017 (Sharks 3 @ Islanders 5)
LAST SHARKS WIN AT ISLANDERS: Oct. 18, 2016 (Sharks 3 @ Islanders 2)
LAST ISLANDERS WIN AT SHARKS: Oct. 14, 2017 (Islanders 4 @ Sharks 2)
LAST SHARKS OVERTIME WIN AT HOME: None
LAST ISLANDERS OVERTIME WIN AT HOME: None
LAST SHARKS OVERTIME WIN AT ISLANDERS: Oct. 29, 2011 (Sharks 3 @ Islanders 2 OT)
LAST ISLANDERS OVERTIME WIN AT SHARKS: Jan. 29, 2000 (Islanders 3 @ Sharks 2 OT)
LAST SHARKS SHOOTOUT WIN: Nov. 11, 2010 (Islanders 1 @ Sharks 2 SO)
LAST SHARKS SHOOTOUT LOSS: Oct. 16, 2014 (Sharks 3 @ Islanders 4 SO)
MOST GOALS BY SHARKS: 5, 3 times, MR, Jan. 3, 2009 (Islanders 3 @ Sharks 5)
MOST GOALS BY ISLANDERS: 8, Oct. 29, 1991 (Sharks 4 @ Islanders 8)
MOST GOALS BY BOTH TEAMS: 12, Oct. 29, 1991 (Sharks 4 @ Islanders 8)
LAST SHARKS HAT TRICK: Logan Couture, Oct. 21, 2017 (Sharks 3 @ Islanders 5)
LAST ISLANDERS HAT TRICK: Zigmund Palffy, Oct. 16, 1997 (Islanders 5 @ Sharks 2)
LAST SHARKS PENALTY SHOT: Joe Thornton (Unsuccessful: Thomas Greiss), Nov. 25, 2016 (Islanders 2 @ Sharks 3)
LAST ISLANDERS PENALTY SHOT: Mikhail Grabovski (Unsuccessful: Alex Stalock), Oct. 17, 2015 (Sharks 3 @ Islanders 6)

ALL-TIME SAN JOSE VS. NEW YORK

VS NEW YORK	W	L	T	OL
SJ ALL-TIME RECORD	18	15	3	3
SJ HOME	10	7	1	2
SJ ROAD	8	8	2	1

2017-18 RESULTS

DATE	SITE	W	L	OT	SJ	OPP
10/14/2017	H	0	1	0	1	3
10/21/2017	A	0	1	0	3	5

2017-18 ISLANDERS LEADERS

GOALS:	Anders Lee, 40
ASSISTS:	Matthew Barzal, 63
POINTS:	Matthew Barzal, 85
SHOTS:	John Tavares, 257
GAA:	Jaroslav Halak, 3.19
WINS: J	Jaroslav Halak, 20
SHUTOUTS:	Jaroslav Halak/Thomas Greiss, 1
SAVE %:	Jaroslav Halak, 0.908
RECORD:	35-37-10, 80 pts. 7th/Metropolitan Division 9th/Eastern Conference

2017 PLAYOFFS

Did not qualify

NOTES

- The Sharks are 12-3-1-2 in the last 18 meetings with the Islanders.
- The Sharks have seen 10 different Islanders goaltenders in the last 14 meetings.
- On Oct. 17, 2009, Evgeni Nabokov appeared in his 500th career game and earned the win, stopping 31 shots. Ryan Vesce scored his first NHL goal which proved to be the game winner.
- On Mar 14, 2014, the Sharks avoided taking any penalties in a 4-3 win over the Islanders.
- On Oct. 17, 2015, Nikolay Goldobin scored his first NHL goal and Dylan DeMelo made his NHL debut in a 6-3 loss.
- On Oct. 18, 2016, Aaron Dell earned his first NHL win in his first NHL start in a 3-2 game. Joel Ward played in his 600th NHL game.
- On Nov. 25, 2016, Patrick Marleau scored with 23 seconds remaining to give the Sharks the 3-2 win. The goal was his 94th career game winner, tying him with Steve Yzerman for 9th all-time. Meanwhile, Aaron Dell made 26 saves for the win.
- On Oct. 21, 2017, In a game where Logan Couture scored his 2nd career NHL hat trick and Brent Burns added two assists.



NEW YORK RANGERS

MADISON SQUARE GARDEN

14th Floor, Two Pennsylvania Plaza
New York, NY 10121
Phone: 212-465-6486

PRACTICE FACILITY

MSG Training Center
711 Old Saw Mill River Rd.
Tarrytown, NY 10591

AHL AFFILIATE

Hartford Wolf Pack



Kevin Shattenkirk

G.M.: Jeff Gorton

Coach: David Quinn

P.R.: John Rosasco, Ryan Nisson,
Lindsay Hayes, Michael Rappaport

FAST FACTS

LAST SHARKS WIN: Oct. 23, 2017 (Sharks 4 @ Rangers 1)
LAST RANGERS WIN: Jan. 25, 2018 (Rangers 6 @ Sharks 5)
LAST SHARKS SHUTOUT: Mar. 16, 2014 (Sharks 1 @ Rangers 0) (Antti Niemi)
LAST RANGERS SHUTOUT: Oct. 19, 2015 (Sharks 0 @ Rangers 4) (Antti Raanta)
LAST SHARKS WIN AT HOME: Mar. 28, 2017 (Rangers 4 @ Sharks 5 OT)
LAST RANGERS WIN AT HOME: Oct. 17, 2016 (Sharks 4 @ Rangers 7)
LAST SHARKS WIN AT RANGERS: Oct. 23, 2017 (Sharks 4 @ Rangers 1)
LAST RANGERS WIN AT SHARKS: Jan. 25, 2018 (Rangers 6 @ Sharks 5)
LAST SHARKS OVERTIME WIN AT HOME: Mar. 28, 2017 (Rangers 4 @ Sharks 5 OT)
LAST RANGERS OVERTIME WIN AT HOME: Dec. 16, 2002 (Sharks 1 @ Rangers 2 OT)
LAST SHARKS OVERTIME WIN AT RANGERS: None
LAST RANGERS OVERTIME WIN AT SHARKS: None
LAST SHARKS SHOOTOUT WIN: None
LAST SHARKS SHOOTOUT LOSS: Mar. 12, 2011 (Rangers 3 @ Sharks 2 SO)
MOST GOALS BY SHARKS: 9, Oct. 8, 2013 (Rangers 2 @ Sharks 9)
MOST GOALS BY RANGERS: 8, 2 times, MR, Jan. 25, 1994 (Rangers 8 @ Sharks 3)
MOST GOALS BY BOTH TEAMS: 11, 5 times, MR, Jan. 25, 2018 (Rangers 6 @ Sharks 5)
LAST SHARKS HAT TRICK: Tomas Hertl, Oct. 8, 2013 (Rangers 2 @ Sharks 9)
LAST RANGERS HAT TRICK: None
LAST SHARKS PENALTY SHOT: Patrick Marleau (Successful: Dan Blackburn), Nov. 11, 2002 (Rangers 5 @ Sharks 4)
LAST RANGERS PENALTY SHOT: None

ALL-TIME SAN JOSE VS. NEW YORK

VS NEW YORK	W	L	T	OL
SJ ALL-TIME RECORD	11	23	3	2
SJ HOME	6	12	2	1
SJ ROAD	5	11	1	1

2017-18 RESULTS

DATE	SITE	W	L	OT	SJ	OPP
10/23/2017	A	1	0	0	4	1
01/25/2018	H	0	1	0	5	6

2017-18 RANGERS LEADERS

GOALS: Mika Zibanejad, 27
ASSISTS: Mats Zuccarello, 37
POINTS: Mats Zuccarello, 53
SHOTS: Mika Zibanejad, 212
GAA: Henrik Lundqvist, 2.98
WINS: Henrik Lundqvist, 26
SHUTOUTS: Henrik Lundqvist, 2
SAVE %: Henrik Lundqvist, 0.915
RECORD: 34-39-9, 77 pts.
 8th/Metropolitan Division
 12th Eastern Conference

2017 PLAYOFFS

Did not qualify

NOTES

- On Feb. 17, 2008, Joe Thornton recorded his 500th assist of his career.
- On Nov. 11, 2002, Patrick Marleau scored on his first career penalty shot attempt in a 5-4 loss at San Jose against goaltender Dan Blackburn.
- On Oct. 8, 2013, buoyed by a four-goal performance by rookie forward Tomas Hertl, the Sharks routed New York 9-2 to break the nine-goal barrier for only the sixth time in franchise history. Hertl's four goals led him to become the fourth-youngest player in NHL history to score four or more goals and tied the franchise record of most goals in a single game (Owen Nolan, 12/19/95 @ Anaheim). Along with Hertl's performance, Sharks forward Matt Nieto registered his first NHL point and goal, finishing with three points (1-2-3) and Jason Demers set a career high in points and assists (0-3-3).
- On Jan. 10, 2015, Melker Karlsson tied the Sharks franchise record for consecutive games goal-scoring streak for rookies set by Jeff Friesen during the 1994-95 season with 5 goals in as many games played.
- On Mar. 20, 2016, The Sharks bombarded Henrik Lundqvist with a season-high 52 shots and Tomas Hertl set a career-high with three assists as San Jose routed New York 4-1.
- On Mar. 28, 2017, Brent Burns scored the game-winning goal in overtime as the Sharks defeated the Ranger 5-4. The goal was the 28th of the season, setting the season record for goals by a Sharks defenseman. Chris Tierney had 2 goals, including the game-tying goal with Jannik Hansen scored his first goal as a member of the Sharks.
- On Oct. 23, 2017, Tim Heed scored his first NHL career goal against fellow Swedish NHL player, Henrik Lundqvist. Logan Couture registered his 200th NHL career assist and Martin Jones stopped 33 of the Ranger's 34 shots for the win.
- On Jan. 25, 2018, Logan Couture registered his 5th multi-goal game of the season, Kevin Labanc tied a career-high in assists in a game (3) and Brent Burns registered two assists to extend his point streak to six games before traveling to participate in the NHL All-Star Game





OTTAWA SENATORS

CANADIAN TIRE CENTRE

1000 Palladium Dr.
Ottawa, ON K2V 1A5
Phone: 613-599-0250
Fax: 613-599-5562

PRACTICE FACILITY

Bell Sensplex
1565 Maple Grove Rd.
Ottawa, ON K2V 1A3
Phone: 613-599-0363

AHL AFFILIATE

Belleville Senators



Matt Duchene

G.M.: Pierre Dorian
Coach: Guy Boucher
P.R.: Brian Morris, Chris Moore,
Brett Varey
Press Box: 613-599-0436

FAST FACTS

LAST SHARKS WIN: Dec. 9, 2017 (Ottawa 0 @ Sharks 5)
LAST OTTAWA WIN: Jan. 5, 2018 (Sharks 5 @ Ottawa 6 OT)
LAST SHARKS SHUTOUT: Dec. 9, 2017 (Ottawa 0 @ Sharks 5) (Aaron Dell)
LAST OTTAWA SHUTOUT: Oct. 7, 1997 (Ottawa 1 @ Sharks 0) (Damien Rhodes)
LAST SHARKS WIN AT HOME: Dec. 9, 2017 (Ottawa 0 @ Sharks 5)
LAST OTTAWA WIN AT HOME: Jan. 5, 2018 (Sharks 5 @ Ottawa 6 OT)
LAST SHARKS WIN AT OTTAWA: Dec. 14, 2016 (Sharks 4 @ Ottawa 3 SO)
LAST OTTAWA WIN AT SHARKS: Dec. 7, 2016 (Ottawa 4 @ Sharks 2)
LAST SHARKS OVERTIME WIN AT HOME: Mar. 5, 2008 (Ottawa 2 @ Sharks 3 OT)
LAST OTTAWA OVERTIME WIN AT HOME: Jan. 5, 2018 (Sharks 5 @ Ottawa 6 OT)
LAST SHARKS OVERTIME WIN AT OTTAWA: None
LAST OTTAWA OVERTIME WIN AT SHARKS: None
LAST SHARKS SHOOTOUT WIN: Dec. 14, 2016 (Sharks 4 @ Ottawa 3 SO)
LAST SHARKS SHOOTOUT LOSS: Jan. 18, 2016 (Ottawa 4 @ Sharks 3 SO)
MOST GOALS BY SHARKS: 5, 5 times, MR, Jan. 5, 2018 (Sharks 5 @ Ottawa 6)
MOST GOALS BY OTTAWA: 9, Dec. 19, 2002 (Sharks 3 @ Ottawa 9)
MOST GOALS BY BOTH TEAMS: 12, 2 times, MR, Dec. 19, 2002 (Sharks 3 @ Ottawa 9)
LAST SHARKS HAT TRICK: None
LAST OTTAWA HAT TRICK: Daniel Alfredsson, Mar. 1, 2001 (Sharks 4 @ Ottawa 8)
LAST SHARKS PENALTY SHOT: None
LAST OTTAWA PENALTY SHOT: Zack Smith (Successful: Alex Stalock), Jan. 18, 2016 (Ottawa 4 @ Sharks 3 SO)

ALL-TIME SAN JOSE VS. OTTAWA

VS OTTAWA	W	L	T	OL
SJ ALL-TIME RECORD	15	13	4	2
SJ HOME	9	7	0	1
SJ ROAD	6	6	4	1

2017-18 RESULTS

DATE	SITE	W	L	OT	SJ	OPP
12/09/2017	H	1	0	0	5	0
01/05/2018	A	0	0	1	5	6

2017-18 SENATORS LEADERS

GOALS: Matt Duchene, 23
ASSISTS: Erik Karlsson, 53
POINTS: Erik Karlsson/Mark Stone, 62
SHOTS: Mike Hoffman, 257
GAA: Mike Condon, 3.25
WINS: Craig Anderson, 23
SHUTOUTS: Craig Anderson, 2
SAVE %: Mike Condon, 0.902
RECORD: 28-43-11, 67pts.
7th /Atlantic Division
15th /Eastern Conference

2018 PLAYOFFS

Did not qualify

NOTES

- On Dec. 19, 2002, Mike Ricci played in his 900th career NHL game.
- On Dec. 1, 2009, Patrick Marleau played in his 900th career game and scored two goals, including the game-winner, in a 5-2 win.
- On Dec. 2, 2010, Justin Braun scored his first NHL goal.
- On Oct. 12, 2013, Tomas Hertl became the first player to seven goals in his first five NHL games since the Edmonton Oilers' Blair McDonald did it in 1979-80.
- On Oct. 27, 2013, goaltender Alex Stalock made 38 saves and earned the victory in his first career NHL start.
- On Jan. 18, 2016, Joe Thornton passed Stan Mikita for 17th place on the all-time NHL assist list but the Sharks dropped a 4-3 decision to the Senators in the first game ever decided in a shootout between the two teams.
- On Dec. 9, 2017, Logan Couture scored the game-winning goal and added two assists to become the 5th player to score 400 or more points with the Sharks. Aaron Dell stopped all 25 shots for his 3rd career shutout as the Sharks beat the Senators by a score of 5-0.



PHILADELPHIA FLYERS

WELLS FARGO CENTER

3601 S Broad St.
Philadelphia, PA 19148
Phone: 215-465-4500
Fax: 215-218-7837

PRACTICE FACILITY

The Virtua Center
Flyers Skate Zone
601 Laurel Oak Rd.
Voorhees, NJ 08043
Phone: 856-309-4444

AHL AFFILIATE

Lehigh Valley Phantoms



Sean Couturier

President: Paul Holmgren

G.M.: Ron Hextall

Coach: Dave Hakstol

P.R.: Zack Hill, Joe Saville,

Brian Smith

Press Box: 215-336-3600
x 2115

FAST FACTS

LAST SHARKS WIN: Nov. 28, 2017 (Sharks 3 @ Philadelphia 1)

LAST PHILADELPHIA WIN: Oct. 4, 2017 (Philadelphia 5 @ Sharks 3)

LAST SHARKS SHUTOUT: Dec. 30, 2016 (Philadelphia 0 @ Sharks 2) (Aaron Dell)

LAST PHILADELPHIA SHUTOUT: Oct. 16, 2003 (Philadelphia 0 @ Sharks 0) (Jeff Hackett)

LAST SHARKS WIN AT HOME: Dec. 30, 2016 (Philadelphia 0 @ Sharks 2)

LAST PHILADELPHIA WIN AT HOME: Feb. 11, 2017 (Sharks 1 @ Philadelphia 2 OT)

LAST SHARKS WIN AT PHILADELPHIA: Nov. 28, 2017 (Sharks 3 @ Philadelphia 1)

LAST PHILADELPHIA WIN AT SHARKS: Oct. 4, 2017 (Philadelphia 5 @ Sharks 3)

LAST SHARKS OVERTIME WIN AT HOME: Oct. 18, 2008 (Philadelphia 4 @ Sharks 5 OT)

LAST PHILADELPHIA OVERTIME WIN AT HOME: Feb. 11, 2017 (Sharks 1 @ Philadelphia 2 OT)

LAST SHARKS OVERTIME WIN AT PHILADELPHIA: Nov. 19, 2015 (Sharks 1 @ Philadelphia 0 OT)

LAST PHILADELPHIA OVERTIME WIN AT SHARKS: Oct. 13, 1997 (Philadelphia 3 @ Sharks 2 OT)

LAST SHARKS SHOOTOUT WIN: Mar. 28, 2015 (Sharks 3 @ Philadelphia 2 SO)

LAST SHARKS SHOOTOUT LOSS: None

MOST GOALS BY SHARKS: 7, 2 times, MR, Feb. 27, 2014 (Sharks 7 @ Philadelphia 3)

MOST GOALS BY PHILADELPHIA: 8, Mar. 17, 1996 (Sharks 2 @ Philadelphia 8)

MOST GOALS BY BOTH TEAMS: 13, Oct. 22, 2008 (Sharks 7 @ Philadelphia 6 SO)

LAST SHARKS HAT TRICK: Joe Pavelski, Feb. 27, 2014 (Sharks 7 @ Philadelphia 3)

LAST PHILADELPHIA HAT TRICK: Wayne Simmonds, Oct. 4, 2017 (Philadelphia 5 @ Sharks 3)

LAST SHARKS PENALTY SHOT: None

LAST PHILADELPHIA PENALTY SHOT: None

ALL-TIME SAN JOSE VS. PHILADELPHIA

VS PHILADELPHIA	W	L	T	OL
SJ ALL-TIME RECORD	21	15	4	1
SJ HOME	10	9	2	0
SJ ROAD	11	6	2	1

2017-18 RESULTS

DATE	SITE	W	L	OT	SJ	OPP
10/04/2017	H	0	1	0	3	5
11/28/2017	A	1	0	0	3	1

2017-18 FLYERS LEADERS

GOALS:	Claude Giroux, 34
ASSISTS:	Claude Giroux, 68
POINTS:	Claude Giroux, 102
SHOTS:	Jakub Voracek, 228
GAA:	Brian Elliot, 2.66
WINS:	Brian Elliot, 23
SHUTOUTS:	Brian Elliot/Michael Neuvirth/Petr Mrazek, 1
SAVE %:	Brian Elliot, 0.909
RECORD:	42-25-14, 98 pts. 3rd/Metropolitan Division 6th/Eastern Conference

2018 PLAYOFFS

EASTERN FIRST ROUND: Lost to Pittsburgh, 4-2

NOTES

- On Oct. 22, 2008, the Sharks scored a franchise record four goals in the first period at Philadelphia.
- On Feb. 3, 2014, Matt Nieto had his first career two-goal game, scoring twice in the first period, but San Jose surrendered four goals in the third and final frame in a 5-2 loss to the Flyers.
- On Feb. 27, 2014, Joe Pavelski recorded his second hat trick of the season, the second of his career, while Logan Couture and Raffi Torres each tallied two goals in their return to the lineup from injury in a 7-3 Sharks win.
- On Nov. 19, 2015, Melker Karlsson scored the game-winning goal in overtime, Martin Jones made 34 saves and San Jose won their eighth straight game on Philadelphia ice in a 1-0 shutout of the Flyers.
- On Dec. 30, 2016, Aaron Dell recorded his first NHL shutout with 21 saves in a 2-0 win. Patrick Marleau scored the game-winning goal, the 95th of his career, passing Steve Yzerman for sole possession of 11th place all-time. The goal was also his 491st NHL goal, tying him with Jean Ratelle for 46th all-time.
- On Oct. 8, 2017, Brent Burns registered his 500th NHL point and Kevin Labanc recorded his second career two-goal game.





PITTSBURGH PENGUINS

PPG Paints Arena

1001 Fifth Ave.
Pittsburgh, PA 15219
Phone: 412-642-1300

PRACTICE FACILITY

UPMC Lemieux Sports Complex
8000 Cranberry Springs Dr.
Cranberry Township, PA 16066
Phone: 724-900-2799

AHL AFFILIATE

Wilkes-Barre/Scranton Penguins

G.M.: Jim Rutherford

Coach: Mike Sullivan

P.R.: Jennifer Bullano, Jason Seidling



Jake Guentzel

FAST FACTS

LAST SHARKS WIN: Jan. 20, 2018 (Pittsburgh 1 @ Sharks 2)

LAST PITTSBURGH WIN: Jan. 30, 2018 (Sharks 2 @ Pittsburgh 5)

LAST SHARKS SHUTOUT: Nov. 7, 2009 (Pittsburgh 0 @ Sharks 5) (Evgeni Nabokov)

LAST PITTSBURGH SHUTOUT: Nov. 5, 2016 (Pittsburgh 5 @ Sharks 0) (Matthew Murray)

LAST SHARKS WIN AT HOME: Jan. 20, 2018 (Pittsburgh 1 @ Sharks 2)

LAST PITTSBURGH WIN AT HOME: Jan. 30, 2018 (Sharks 2 @ Pittsburgh 5)

LAST SHARKS WIN AT PITTSBURGH: Nov. 21, 2015 (Sharks 3 @ Pittsburgh 1)

LAST PITTSBURGH WIN AT SHARKS: Nov. 5, 2016 (Pittsburgh 5 @ Sharks 0)

LAST SHARKS OVERTIME WIN AT HOME: None

LAST PITTSBURGH OVERTIME WIN AT HOME: None

LAST SHARKS OVERTIME WIN AT PITTSBURGH: Feb. 23, 2011 (Sharks 3 @ Pittsburgh 2 OT)

LAST PITTSBURGH OVERTIME WIN AT SHARKS: None

LAST SHARKS SHOOTOUT WIN: Mar. 9, 2015 (Pittsburgh 1 @ Sharks 2 SO)

LAST SHARKS SHOOTOUT LOSS: Mar. 29, 2015 (Sharks 2 @ Pittsburgh 3 SO)

MOST GOALS BY SHARKS: 10, Jan. 13, 1996 (Sharks 10 @ Pittsburgh 8)

MOST GOALS BY PITTSBURGH: 10, Dec. 17, 1991 (Sharks 2 @ Pittsburgh 10)

MOST GOALS BY BOTH TEAMS: 18, Jan. 13, 1996 (Sharks 10 @ Pittsburgh 8)

LAST SHARKS HAT TRICK: Ray Sheppard, Jan. 13, 1996 (Sharks 10 @ Pittsburgh 8)

LAST PITTSBURGH HAT TRICK: Evgeni Malkin, Jan. 30, 2018 (Sharks 2 @ Pittsburgh 5)

LAST SHARKS PENALTY SHOT: None

LAST PITTSBURGH PENALTY SHOT: Martin Straka (Unsuccessful: Evgeni Nabokov), Nov. 1, 2000 (Pittsburgh 2 @ Sharks 3)

ALL-TIME SAN JOSE VS. PITTSBURGH

VS PITTSBURGH	W	L	T	OL
SJ ALL-TIME RECORD	19	15	3	2
SJ HOME	12	8	2	0
SJ ROAD	7	7	1	2

2017-18 RESULTS

DATE	SITE	W	L	OT	SJ	OPP
01/20/2018	H	1	0	0	2	1
01/30/2018	A	0	1	0	2	5

2017-18 PENGUINS LEADERS

GOALS:	Evgeni Malkin, 42
ASSISTS:	Sidney Crosby, 60
POINTS:	Evgeni Malkin, 98
SHOTS:	Phil Kessel, 261
GAA:	Matt Murray, 2.92
WINS:	Matt Murray, 27
SHUTOUTS:	Tristan Jarry, 2
SAVE %:	Matt Murray, 0.907
RECORD:	47-29-6, 100 pts. 2nd / Metropolitan Division 5th / Eastern Conference

2018 PLAYOFFS

EASTERN FIRST ROUND: Defeated Philadelphia, 4-2

EASTERN SECOND ROUND: Lost to Washington, 4-2

NOTES

- On Jan. 13, 1996, the Sharks netted a franchise-record 10 goals in a game (tied on 3/30/02 vs. Columbus at home) in a 10-8 win.
- On Nov. 23, 2002, marked the first time the Sharks went without a power play the entire game against Pittsburgh home or away.
- On Feb. 27, 2004, Vincent Damphousse played in his 229th consecutive game, breaking the franchise record (228) previously held by Mike Ricci.
- On Mar. 6, 2014, the Sharks rallied from behind twice (2-0 and 3-2) to beat the Penguins 5-3. Brent Burns matched his career-high of 17 goals set in 2010-11, and Patrick Marleau moved into a tie with Alexei Kovalev for 68th place on the all-time NHL goal scoring list.
- On Nov. 21, 2015, Patrick Marleau became the 83rd player in NHL history to record 1,000 points and Martin Jones made 38 saves in a 3-1 win over the Penguins.
- On Oct 20, 2016, Patrick Marleau scored his 483rd career goal to enter the top 50 all-time in a 3-2 loss
- On Jan. 30, 2018, Logan Couture scored his 200th NHL career goal and Brent Burns extended his point streak to a season-high seven games.



ST. LOUIS BLUES

ENTERPRISE CENTER

1401 Clark Ave at Brett Hull Way
St. Louis, MO 63103
Phone: 314-622-2500
Fax: 314-622-2582

PRACTICE FACILITY


St. Louis Mills Ice Zone
5555 St. Louis Mills Rd.
Hazelwood, MO 63042

AHL AFFILIATE

San Antonio Rampage

ECHL AFFILIATE

Tulsa Oilers



Brayden Schenn

G.M.: Doug Armstrong

Coach: Mike Yeo

P.R.: Mike Caruso, Dan O'Neill

Team Services: Rich Jankowski

FAST FACTS

LAST SHARKS WIN: Mar. 8, 2018 (St. Louis 0 @ Sharks 2)

LAST ST. LOUIS WIN: Mar. 27, 2018 (Sharks 2 @ St. Louis 3 OT)

LAST SHARKS SHUTOUT: Mar. 8, 2018 (St. Louis 0 @ Sharks 2)) (Martin Jones)

LAST ST. LOUIS SHUTOUT: Jan. 14, 2017 (St. Louis 4 @ Sharks 0) (Carter Hutton)

LAST SHARKS WIN AT HOME: Mar. 8, 2018 (St. Louis 0 @ Sharks 2)

LAST ST. LOUIS WIN AT HOME: Mar. 27, 2018 (Sharks 2 @ St. Louis 3 OT)

LAST SHARKS WIN AT ST. LOUIS: Feb. 20, 2017 (Sharks 3 @ St. Louis 2)

LAST ST. LOUIS WIN AT SHARKS: Mar. 16, 2017 (St. Louis 4 @ Sharks 1)

LAST SHARKS OVERTIME WIN AT HOME: Dec. 20, 2014 (St. Louis 2 @ Sharks 3 OT)

LAST ST. LOUIS OVERTIME WIN AT HOME: Mar. 27, 2018 (Sharks 2 @ St. Louis 3 OT)

LAST SHARKS OVERTIME WIN AT ST. LOUIS: None

LAST ST. LOUIS OVERTIME WIN AT SHARKS: Mar. 9, 2013 (St. Louis 4 @ Sharks 3 OT)

LAST SHARKS SHOOTOUT WIN: Nov. 6, 2008 (St. Louis 4 @ Sharks 5 SO)

LAST SHARKS SHOOTOUT LOSS: Dec. 3, 2009 (St. Louis 3 @ Sharks 2 SO)

MOST GOALS BY SHARKS: 7, 2 times, MR, Oct. 8, 2005 (Sharks 7 @ St. Louis 6)

MOST GOALS BY ST. LOUIS: 7, 3 times, MR, Jan. 8, 2015 (Sharks 2 @ St. Louis 7)

MOST GOALS BY BOTH TEAMS: 13, Oct. 8, 2005 (Sharks 7 @ St. Louis 6)

LAST SHARKS HAT TRICK: Brent Burns, Nov. 29, 2013 (St. Louis 3 @ Sharks 6)

LAST ST. LOUIS HAT TRICK: T.J. Oshie, Jan. 3, 2015 (St. Louis 7 @ Sharks 2)

LAST SHARKS PENALTY SHOT: Patrick Marleau (Successful: Hannu Toivonen), Mar. 14, 2008 (St. Louis 1 @ Sharks 4)

LAST ST. LOUIS PENALTY SHOT: David Backes (Successful: Antero Niittymäki), Dec. 18, 2010 (Sharks 4 @ St. Louis 1)

ALL-TIME SAN JOSE VS. ST. LOUIS

VS ST. LOUIS	W	L	T	OL
SJ ALL-TIME RECORD	40	49	2	7
SJ HOME	16	25	1	4
SJ ROAD	24	24	1	3

2017-18 RESULTS

DATE	SITE	W	L	OT	SJ	OPP
02/20/2018	A	1	0	0	3	2
03/08/2018	H	1	0	0	2	0
03/27/2018	A	0	0	1	2	3

2017-18 BLUES LEADERS

GOALS:	Vladimir Tarasenko, 33
ASSISTS:	Brayden Schenn, 42
POINTS:	Brayden Schenn, 70
SHOTS:	Vladimir Tarasenko, 306
GAA:	Carter Hutton, 2.09
WINS:	Jake Allen, 27
SHUTOUTS:	Carter Hutton, 3
SAVE %:	Carter Hutton, 0.931
RECORD:	44-32-6, 94 pts. 5th/Central Division 9th/Western Conference

2018 PLAYOFFS

Did not qualify

NOTES

- Brent Burns is the only Sharks player to post a hat trick against the Blues.
- On Nov. 4, 1995, San Jose scored five goals in 13 minutes and 13 seconds setting a franchise record for fastest five goals scored in a game.
- On Feb. 29, 2004, Evgeni Nabokov recorded his eighth shutout of the season, setting a new single-season career and franchise record, also marking his NHL milestone 25th career shutout.
- On Mar. 14, 2008, The Sharks completed the season series sweep over the Blues with a 4-1 victory and set a franchise record for consecutive wins with their 11th in a row.
- On Oct. 15, 2013, in an early season game between two undefeated teams, San Jose scored the first five goals to coast to a 6-2 victory. The Sharks 6-0-0 start, combined with their 7-0-0 start last season, made them the first NHL team to win their first six games in consecutive seasons.
- On Dec. 20, 2014, a tightly contested match-up saw Marc-Edouard Vlasic score the game-tying goal with 21 seconds left in regulation, with the assist coming from Joe Thornton who tied Phil Esposito on the NHL's all-time assist list with 873 in his career. Brent Burns scored the game-winning goal on the power play in overtime.
- On Feb. 22, 2016, three different players recorded two goals in a game (Tomas Hertl, Logan Couture and Joe Thornton) for the fourth time in franchise history, as the Sharks doubled up the Blues 6-3 in St. Louis.
- On Mar. 8, 2018, in Timo Meier's 100th career NHL game, Martin Jones pitched a shutout, stopping 16 shots. The Sharks set a season-best for shots allowed in a game (16) and tied a season-best for shots allowed in a period (2). Mikkel Boedker scored the game-winning goal in the third period.
- On Mar. 27, 2018 at St. Louis: Evander Kane extended his goal scoring streak to three consecutive games, Brent Burns reached the 50 assist mark and Joe Pavelski scored his 20th goal of the season, but the Sharks winning streak ended at eight games as they fell to the Blues in overtime 3-2.





TAMPA BAY LIGHTNING

AMALIE ARENA


401 Channelside Dr.
Tampa, FL 33602
Phone: 813-301-6500
Fax: 813-301-1487

PRACTICE FACILITY

Ice Sports Forum
10222 Elizabeth Pl.
Tampa, FL 33619
Phone: 813-684-7825
Fax: 813-655-0642

AHL AFFILIATE

Syracuse Crunch



Andrei Vasilevski

G.M.: Julien BriseBois
Coach: Jon Cooper
P.R.: Bill Wickett, Brian
Breseman, Trevor van Knotsenburg,
Bryan Burns
Press Box: 813-301-6873,
6874

FAST FACTS

LAST SHARKS WIN: Jan. 19, 2017 (Tampa Bay 1 @ Sharks 2)
LAST TAMPA BAY WIN: Dec. 2, 2017 (Sharks 2 @ Tampa Bay 5)
LAST SHARKS SHUTOUT: Oct. 25, 2008 (Sharks 3 @ Tampa Bay 0) (Brian Boucher)
LAST TAMPA BAY SHUTOUT: None
LAST SHARKS WIN AT HOME: Jan. 19, 2017 (Tampa Bay 1 @ Sharks 2)
LAST TAMPA BAY WIN AT HOME: Dec. 2, 2017 (Sharks 2 @ Tampa Bay 5)
LAST SHARKS WIN AT TAMPA BAY: Nov. 12, 2016 (Sharks 3 @ Tampa Bay 1)
LAST TAMPA BAY WIN AT SHARKS: Nov. 8, 2017 (Tampa Bay 5 @ Sharks 1)
LAST SHARKS OVERTIME WIN AT HOME: None
LAST TAMPA BAY OVERTIME WIN AT HOME: Feb. 16, 2012 (Sharks 5 @ Tampa Bay 6 OT)
LAST SHARKS OVERTIME WIN AT TAMPA BAY: None
LAST TAMPA BAY OVERTIME WIN AT SHARKS: Dec. 16, 1992 (Tampa Bay 5 @ Sharks 4 OT)
LAST SHARKS SHOOTOUT WIN: None
LAST SHARKS SHOOTOUT LOSS: None
MOST GOALS BY SHARKS: 8, Feb. 8, 2000 (Sharks 8 @ Tampa Bay 0)
MOST GOALS BY TAMPA BAY: 7, Mar. 1, 1996 (Tampa Bay 7 @ Sharks 3)
MOST GOALS BY BOTH TEAMS: 11, Feb. 16, 2012 (Sharks 5 @ Tampa Bay 6 OT)
LAST SHARKS HAT TRICK: Joe Pavelski, Jan. 18, 2014 (Sharks 5 @ Tampa Bay 4)
LAST TAMPA BAY HAT TRICK: Martin St. Louis, Jan. 18, 2014 (Sharks 5 @ Tampa Bay 4)
LAST SHARKS PENALTY SHOT: Joonas Donskoi (Unsuccessful: Ben Bishop), Nov. 12, 2016 (Sharks 3 @ Tampa Bay 1)
LAST TAMPA BAY PENALTY SHOT: Martin St. Louis (Unsuccessful: Evgeni Nabokov), Mar. 24, 2003 (Tampa Bay 4 @ Sharks 1)

ALL-TIME SAN JOSE VS. TAMPA BAY

VS TAMPA BAY	W	L	T	OL
SJ ALL-TIME RECORD	19	17	2	2
SJ HOME	9	9	1	0
SJ ROAD	10	8	1	2

2017-18 RESULTS

DATE	SITE	W	L	OT	SJ	OPP
11/08/2017	H	0	1	0	1	5
12/02/2017	A	0	1	0	2	5

2017-18 LIGHTNING LEADERS

GOALS: Nikita Kucherov, 39
ASSISTS: Nikita Kucherov, 61
POINTS: Nikita Kucherov, 100
SHOTS: Nikita Kucherov, 279
GAA: Andrei Vasilevski, 2.62
WINS: Andrei Vasilevski, 44
SHUTOUTS: Andrei Vasilevski, 8
SAVE %: Andrei Vasilevski, 0.920
RECORD: 54-23-5, 113 pts.
1st /Atlantic Division
1st/Eastern Conference

2018 PLAYOFFS

EASTERN FIRST ROUND: Defeated New Jersey, 4-1
EASTERN SECOND ROUND: Defeated Boston, 4-1
EASTERN FINAL: Lost to Washington, 4-3

NOTES

- On Dec. 21, 2011, with a 7-2 thrashing of Tampa Bay, San Jose set a new season-high for goals in a game and a franchise record for five fastest goals from the start of a game (14:47), breaking the old mark of 18:50 set in Chicago on Oct. 27, 1996.
- On Nov. 21, 2013, the Sharks exploded for five goals to defeat Tampa Bay 5-1. Antti Niemi made 36 stops, Tommy Wingels had a multi-goal game (the first of his career), Logan Couture set a career-high for assists in a game (3), and Patrick Marleau had a three point night (1-2=3) in the victory.
- On Jan. 18, 2014, Joe Pavelski scored his first career hat trick, a natural hat trick in the second period, as the Sharks overcame a four-goal performance from Martin St. Louis to sweep the season series vs. Tampa Bay. Brent Burns played in his 600th career NHL game.
- On Feb. 15, 2015, Brent Burns and Logan Couture each scored for the Sharks, with Couture moving past Ryane Clowe for 9th place on San Jose's all-time points list and Joe Thornton moving into a tie with Dale Hawerchuk for 20th place on the NHL's all-time assist list.
- On Feb. 16, 2016, Matt Nieto scored the game-winner and Marc-Edouard Vasic tied the longest point streak for a defenseman in franchise history (eight games) with an assist as the Sharks doubled up the Lightning 4-2 in Tampa.
- On Nov. 8, 2017, in 5-1 loss to the Lightning, Joonas Donskoi scored the only goal just 25 seconds into the game. Brent Burns had six takeaways for 2nd most in Sharks franchise history while Joe Pavelski scored his 10th career point vs the Lightning on an assist.



TORONTO MAPLE LEAFS

SCOTIABANK ARENA

40 Bay St., Suite 500
Toronto, ON M5J 2X2
Phone: 416-815-5700
Fax: 416-359-9331

PRACTICE FACILITY

MasterCard Centre for Hockey
Excellence
400 Kipling Ave.
Etobicoke, ON M8V 3L1
Phone: 416-815-6070

AHL AFFILIATE

Toronto Marlies



Patrick Marleau

G.M.: Kyle Dubas

Coach: Mike Babcock

P.R.: Steve Keogh, Scott

McNaughton, Chris Lund, Colin
McBride

FAST FACTS

LAST SHARKS WIN: Oct. 30, 2017 (Toronto 2 @ Sharks 3)

LAST TORONTO WIN: Jan. 4, 2018 (Sharks 2 @ Toronto 3 SO)

LAST SHARKS SHUTOUT: Jan. 9, 2016 (Toronto 0 @ Sharks 7) (Martin Jones)

LAST TORONTO SHUTOUT: Nov. 4, 1997 (Toronto 0 @ Sharks 0) (Glenn Healy and Marcel Cousineau)

LAST SHARKS WIN AT HOME: Oct. 30, 2017 (Toronto 2 @ Sharks 3)

LAST TORONTO WIN AT HOME: Jan. 4, 2018 (Sharks 2 @ Toronto 3 SO)

LAST SHARKS WIN AT TORONTO: Dec. 13, 2016 (Sharks 3 @ Toronto 2 SO)

LAST TORONTO WIN AT SHARKS: Jan. 11, 2011 (Toronto 4 @ Sharks 2)

LAST SHARKS OVERTIME WIN AT HOME: None

LAST TORONTO OVERTIME WIN AT HOME: None

LAST SHARKS OVERTIME WIN AT TORONTO:

Dec. 18, 2015 (Sharks 5 @ Toronto 4 OT)

LAST TORONTO OVERTIME WIN AT SHARKS:

None

LAST SHARKS SHOOTOUT WIN: Dec. 13, 2016 (Sharks 3 @ Toronto 2 SO)

LAST SHARKS SHOOTOUT LOSS: Jan. 4, 2018 (Sharks 2 @ Toronto 3 SO)

MOST GOALS BY SHARKS: 8, Mar. 24, 1999 (Sharks 8 @ Toronto 5)

MOST GOALS BY TORONTO: 7, 2 times, MR, Oct. 17, 1995 (Sharks 2 @ Toronto 7)

MOST GOALS BY BOTH TEAMS: 13, Mar. 24, 1999 (Sharks 8 @ Toronto 5)

LAST SHARKS HAT TRICK: None

LAST TORONTO HAT TRICK: None

LAST SHARKS PENALTY SHOT: Chris Tierney

(Unsuccessful: Jonathan Bernier), Dec. 17, 2015 (Sharks 5 @ Toronto 4 OT)

LAST TORONTO PENALTY SHOT: Mats Sundin

(Successful: Arturs Irbe), Mar. 15, 1995 (Toronto 2 @ Sharks 1)

ALL-TIME SAN JOSE VS. TORONTO

VS TORONTO	W	L	T	OL
SJ ALL-TIME RECORD	23	20	5	1
SJ HOME	12	8	3	0
SJ ROAD	11	12	2	1

2017-18 RESULTS

DATE	SITE	W	L	OT	SJ	OPP
10/30/2017	H	1	0	0	3	2
01/04/2018	A	0	1	0	2	3

2017-18 MAPLE LEAFS LEADERS

GOALS:	James van Riemsdyk, 36
ASSISTS:	Mitch Marner/Jake Gardiner, 47
POINTS:	Mitch Marner, 69
SHOTS:	James van Riemsdyk, 248
GAA:	Frederik Andersen, 2.81
WINS:	Frederik Andersen, 38
SHUTOUTS:	Frederik Andersen, 5
SAVE %:	Frederik Andersen, 0.918
RECORD:	49-26-7, 105 pts. 3rd/Atlantic Division 4TH/Eastern Conference

2018 PLAYOFFS

EASTERN FIRST ROUND: Lost to Boston, 4-3

NOTES

- The Sharks are 9-1-0-0 in the last 10 games versus Toronto.
- On Jan. 11, 2011, Ron Wilson won his 600th career NHL game as a head coach.
- On Mar. 11, 2014, in a 6-2 victory over Toronto, Marc-Edouard Vlasic became the first Sharks player in franchise history to finish two games with a +5; Andrew Desjardins played in his 200th career game; and Joe Pavelski recorded his 400th NHL point on the first of his 3-points (2-1=3).
- On Mar. 19, 2015, Tomas Hertl, Logan Couture, Melker Karlsson, and Tommy Wingels all scored goals as the Sharks dominated the Maple Leafs 4-1; Joe Thornton became the 16th player in NHL history to accrue 350+ goals and 900+ assists.
- On Jan. 15, 2015, Patrick Marleau passed Daniel Alfredsson on the NHL's All-Time Goals List and moved into a tie with Joe Sakic and Pierre Turgeon on the NHL's All-Time Game-Winning Goals List, as the Sharks beat the Maple Leafs 3-1.
- On Feb. 28, 2017, Tomas Hertl scored the go-ahead goal with 1:24 remaining in the third period as the Sharks defeated the Maple Leafs 3-1. Joe Pavelski had a goal and an assist, while Martin Jones made 20 saves to earn his 30th win of the season — joining Evgeni Nabokov and Antti Niemi as the only goaltenders in Sharks history with multiple 30-win seasons.
- On Oct. 30, 2017, in Patrick Marleau's return to San Jose, the Sharks beat the Maple Leafs for the 9th consecutive time as Tim Heed had his first power-play goal and multi-point game in the NHL (1g, 1a). Joe Thornton passed Jari Kurri for sole-possession of 20th place on the all-time points list (1399).





VANCOUVER CANUCKS

ROGERS ARENA

800 Griffiths Way
Vancouver, BC V6B 6G1, Canada
Phone: 604-899-7400
Fax: 604-899-4640

AHL AFFILIATE

Utica Comets

G.M.: Jim Benning

Coach: Travis Green

P.R.: Chris Brumwell, Ben Brown,
Stephanie Maniago, Alfred De Vera



Brock Boeser

FAST FACTS

LAST SHARKS WIN: Mar. 17, 2018 (Sharks 5 @ Vancouver 3)

LAST VANCOUVER WIN: Dec. 15, 2017 (Sharks 3 @ Vancouver 4 OT)

LAST SHARKS SHUTOUT: Nov. 11, 2017 (Vancouver 0 @ Sharks 5) (Aaron Dell)

LAST VANCOUVER SHUTOUT: Feb. 8, 2001 (Sharks 0 @ Vancouver 0) (Bob Essensa)

LAST SHARKS WIN AT HOME: Feb. 15, 2018 (Vancouver 1 @ Sharks 4)

LAST VANCOUVER WIN AT HOME: Dec. 15, 2017 (Sharks 3 @ Vancouver 4 OT)

LAST SHARKS WIN AT VANCOUVER: Mar. 17, 2018 (Sharks 5 @ Vancouver 3)

LAST VANCOUVER WIN AT SHARKS: Mar. 31, 2016 (Vancouver 4 @ Sharks 2)

LAST SHARKS OVERTIME WIN AT HOME: Dec. 21, 2017 (Vancouver 4 @ Sharks 5 OT)

LAST VANCOUVER OVERTIME WIN AT HOME: Dec. 15, 2017 (Sharks 3 @ Vancouver 4 OT)

LAST SHARKS OVERTIME WIN AT VANCOUVER: Apr. 12, 2006 (Sharks 5 @ Vancouver 4 OT)

LAST VANCOUVER OVERTIME WIN AT SHARKS: Dec. 28, 2011 (Vancouver 3 @ Sharks 2 OT)

LAST SHARKS SHOOTOUT WIN: Mar. 5, 2013 (Sharks 3 @ Vancouver 2 SO)

LAST SHARKS SHOOTOUT LOSS: Mar. 10, 2011 (Vancouver 5 @ Sharks 4 SO)

MOST GOALS BY SHARKS: 7, 4 times, MR, Mar. 10, 2002 (Sharks 7 @ Vancouver 4)

MOST GOALS BY VANCOUVER: 8, 2 times, MR, Dec. 18, 1992 (Sharks 1 @ Vancouver 8)

MOST GOALS BY BOTH TEAMS: 13, Oct. 14, 1995 (Vancouver 7 @ Sharks 6)

LAST SHARKS HAT TRICK: Logan Couture, Mar. 29, 2016 (Sharks 4 @ Vancouver 1)

LAST VANCOUVER HAT TRICK: Markus Naslund, Oct. 21, 2002 (Vancouver 5 @ Sharks 2)

LAST SHARKS PENALTY SHOT: Chris Tierney (Unsuccessful: Ryan Miller), Mar. 2, 2017 (Vancouver 1 @ Sharks 3)

LAST VANCOUVER PENALTY SHOT: Pavel Bure (Successful: Mike Vernon), Nov. 12, 1997 (Vancouver 5 @ Sharks 2)

ALL-TIME SAN JOSE VS. VANCOUVER

VS VANCOUVER	W	L	T	OL
SJ ALL-TIME RECORD	58	48	9	6
SJ HOME	28	25	5	4
SJ ROAD	30	23	4	2

2017-18 RESULTS

DATE	SITE	W	L	OT	SJ	OPP
11/11/2017	H	1	0	0	5	0
12/15/2017	A	0	0	1	3	4
12/21/2017	H	1	0	0	5	4
02/15/2018	H	1	0	0	4	1
03/17/2018	A	1	0	0	5	3

2017-18 CANUCKS LEADERS

GOALS:	Brock Boeser, 29
ASSISTS:	Henrik Sedin, 47
POINTS:	Daniel Sedin, 55
SHOTS:	Daniel Sedin, 189
GAA:	Jacob Markstrom, 2.71
WINS:	Jacob Markstrom, 23
SHUTOUTS:	Jacob Markstrom/Anders Nilsson, 2
SAVE %:	Jacob Markstrom, 0.912
RECORD:	31-20-11, 73 pts.
	7th/Pacific Division
	14th/Western Conference

2017 PLAYOFFS

Did not qualify

NOTES

- On Nov. 5, 2000, Scott Thornton scored two goals in 22 seconds, then the fastest mark for two goals by one player.
- On Nov. 3, 2001, the Sharks scored three goals (Jeff Jillson, Scott Thornton and Marco Sturm) in 36 seconds -- a franchise record for the fastest three goals scored.
- On Mar. 10, 2002, Evgeni Nabokov scored an unassisted power play goal in the Sharks 7-4 victory.
- On Jan. 27, 2013, Sharks Head Coach Todd McLellan becomes the second fastest head coach to reach 200 career NHL wins (doing so in 333 games) and the Sharks set a new franchise record for best start to the season by improving to 5-0-0 with a 4-1 victory over the Canucks.
- On Mar. 3, 2015, Joe Thornton picked up two assists to move into 19th place on the NHL's all-time assist list in a 6-2 Sharks victory.
- On Mar. 29, 2016, Logan Couture recorded the first hat trick of his career and James Reimer made 23 saves as the Sharks won their eighth straight game on Vancouver ice in a 4-1 victory.
- On Feb. 2, 2017, Patrick Marleau scored his 500th career NHL goal, tying Lanny MacDonald for 44th all-time, in a 4-1 win. Joe Thornton registered his 1374th career NHL point, tying Mike Modano for 24th all-time. Chris Tierney had 2 goals, including the eventual game-winner.
- On Apr. 2, 2017, Tomas Hertl scored a pair of goals to lead the Sharks past the Canucks 3-1. Patrick Marleau added his 508th career NHL goal and final regular season goal as a Shark, moving past Jean Beliveau for sole possession of 41st place all-time.
- On Nov. 11, 2017, Aaron Dell made 41 saves as both Logan Couture and Chris Tierney scored two goals in a 5-0 shutout victory. It was the first time since 1996 that the Sharks scored three shorthanded goals in a single game. Melker Karlsson added an assist in his 200th career NHL game.
- On Dec. 15, 2017, Joel Ward picked up his 300th career NHL assist in his 700th NHL game.
- On Dec. 21, 2017, Joe Thornton registered two power-play goals and added an assist to tie and then pass Doug Gilmour for sole possession of 18th place on the NHL all-time points list (1,416). Kevin Labanc scored the game-winning goal in overtime and posted three assists for his first ever four-point game in the NHL.



VEGAS GOLDEN KNIGHTS

T-MOBILE ARENA

4886 Frank Sinatra Dr
Las Vegas, NV 89109

PRACTICE FACILITY

City National Arena
1550 S Pavilion Center Dr
Las Vegas, NV 89135

AHL AFFILIATE

Chicago Wolves



William Karlsson

G.M.: George McPhee
Coach: Gerard Gallant
P.R.: Eric Tosi, Sage Sammons,
Alyssa Girardi

FAST FACTS

LAST SHARKS WIN: Mar. 22, 2018 (Vegas 1 @ Sharks 2 OT)
LAST VEGAS WIN: Mar. 31, 2018 (Sharks 2 @ Vegas 3)
LAST SHARKS SHUTOUT: None
LAST VEGAS SHUTOUT: None
LAST SHARKS WIN AT HOME: Mar. 22, 2018 (Vegas 1 @ Sharks 2 OT)
LAST VEGAS WIN AT HOME: Mar. 31, 2018 (Sharks 2 @ Vegas 3)
LAST SHARKS WIN AT VEGAS: None
LAST VEGAS WIN AT SHARKS: Feb. 8, 2018 (Vegas 5 @ Sharks 3)
LAST SHARKS OVERTIME WIN AT HOME: Mar. 22, 2018 (Vegas 1 @ Sharks 2 OT)
LAST VEGAS OVERTIME WIN AT HOME: Nov. 24, 2017 (Sharks 4 @ Vegas 5 OT)
LAST SHARKS OVERTIME WIN AT VEGAS: None
LAST VEGAS OVERTIME WIN AT SHARKS: None
LAST SHARKS SHOOTOUT WIN: None
LAST SHARKS SHOOTOUT LOSS: None
MOST GOALS BY SHARKS: 4, Nov. 24, 2017 (Sharks 4 @ Vegas 5)
MOST GOALS BY VEGAS: 5, Feb. 8, 2018 (Vegas 5 @ Sharks 3)
MOST GOALS BY BOTH TEAMS: 9, Nov. 24, 2017 (Sharks 4 @ Vegas 5)
LAST SHARKS HAT TRICK: None
LAST VEGAS HAT TRICK: None
LAST SHARKS PENALTY SHOT: None
LAST VEGAS PENALTY SHOT: None

2017-18 RESULTS

DATE	SITE	W	L	OT	SJ	OPP
11/24/2017	A	0	0	1	4	5
02/08/2018	H	0	1	0	3	5
03/22/2018	H	1	0	0	2	1
03/31/2018	A	0	1	0	2	3

2017-18 GOLDEN KNIGHTS LEADERS

GOALS:	William Karlsson, 43
ASSISTS:	David Perron, 50
POINTS:	William Karlsson, 78
SHOTS:	Jan Marchessault, 268
GAA:	Marc-Andre Fleury, 2.24
WINS:	Marc-Andre Fleury, 29
SHUTOUTS:	Marc-Andre Fleury, 4
SAVE %:	Marc-Andre Fleury, 0.927
RECORD:	51-24-7, 109 pts. 1st/ Pacific Division 3rd Western Conferen

2018 PLAYOFFS

WESTERN FIRST ROUND: Defeated Los Angeles, 4-0
WESTERN SECOND ROUND: Defeated San Jose, 4-2
WESTERN FINAL: Defeated Winnipeg, 4-1
STANLEY CUP FINAL: Lost to Washington, 4-1

NOTES

- On Nov. 24, 2017, in his 900th career NHL game played, Brent Burns scored his first goal of the season as San Jose erased a three-goal deficit, but lost in overtime by a score of 5-4 in their first meeting with the Vegas franchise. Joe Thornton registered two assists to tie and then pass Joe Sakic for 19th on all-time assists list with 1,017.
- On Feb. 8, 2018, in Martin Jones' 200th career NHL game, Joe Pavelski tallied two goals and Timo Meier registered a goal on the power play. However, the Sharks first matchup hosting the Golden Knights at SAP Center resulted in a loss as Vegas beat the Sharks 5-3.
- On Mar. 22, 2018, Burns tallied an assist to continue his point streak against Vegas (2g, 3a) in three games and Logan Couture netted the game-winning goal in overtime to give the Sharks their first win against the Golden Knights.





WASHINGTON CAPITALS

CAPITAL ONE ARENA

601 F St. NW
Washington, DC 20004
Phone: 202-628-3200
Fax: 202-266-2360

PRACTICE FACILITY

MedStar Capitals Iceplex
627 N Glebe Rd.
Arlington, VA 22203
Phone: 202-266-2200

AHL AFFILIATE

Hershey Bears



Braden Holtby

G.M.: Brian MacLellan
Coach: Todd Reirden
P.R.: Sergey Kocharov, Tommy Chalk, Megan Eichenberg
Press Box: 202-628-3200 x7600

FAST FACTS

LAST SHARKS WIN: Mar. 9, 2017 (Washington 2 @ Sharks 4)
LAST WASHINGTON WIN: Mar. 10, 2018 (Washington 2 @ Sharks 0)
LAST SHARKS SHUTOUT: Nov. 8, 2016 (Sharks 3 @ Washington 0) (Martin Jones)
LAST WASHINGTON SHUTOUT: Mar. 10, 2018 (Washington 2 @ Sharks 0)
LAST SHARKS WIN AT HOME: Mar. 9, 2017 (Washington 2 @ Sharks 4)
LAST WASHINGTON WIN AT HOME: Dec. 4, 2017 (Sharks 1 @ Washington 4)
LAST SHARKS WIN AT WASHINGTON: Nov. 8, 2016 (Sharks 3 @ Washington 0)
LAST WASHINGTON WIN AT SHARKS: Mar. 9, 2017 (Washington 2 @ Sharks 4)
LAST SHARKS OVERTIME WIN AT HOME: None
LAST WASHINGTON OVERTIME WIN AT HOME: None
LAST SHARKS OVERTIME WIN AT WASHINGTON: None
LAST WASHINGTON OVERTIME WIN AT SHARKS: Feb. 2, 2015 (Washington 5 @ Sharks 4 OT)
LAST SHARKS SHOOTOUT WIN: Oct. 14, 2014 (Sharks 6 @ Washington 5 SO)
LAST SHARKS SHOOTOUT LOSS: Mar. 22, 2014 (Washington 3 @ Sharks 2 SO)
MOST GOALS BY SHARKS: 7, Nov. 22, 2008 (Washington 2 @ Sharks 7)
MOST GOALS BY WASHINGTON: 6, Feb. 9, 1992 (Sharks 2 @ Washington 6)
MOST GOALS BY BOTH TEAMS: 11, Oct. 14, 2014 (Sharks 6 @ Washington 5 SO)
LAST SHARKS HAT TRICK: Todd Harvey, Dec. 18, 2000 (Sharks 5 @ Washington 3)
LAST WASHINGTON HAT TRICK: John Druce, Feb. 9, 1992 (Sharks 2 @ Washington 6)
LAST SHARKS PENALTY SHOT: Joe Thornton (Successful: Michal Neuvirth), Dec. 30, 2009 (Washington 2 @ Sharks 5)
LAST WASHINGTON PENALTY SHOT: Jay Beagle (Unsuccessful: Martin Jones), Mar. 12, 2016 (Washington 2 @ Sharks 5)

ALL-TIME SAN JOSE VS. WASHINGTON

VS WASHINGTON	W	L	T	OL
SJ ALL-TIME RECORD	27	11	1	2
SJ HOME	13	4	1	2
SJ ROAD	14	7	0	0

2017-18 RESULTS

DATE	SITE	W	L	OT	SJ	OPP
12/04/2017	A	0	1	0	1	4
03/10/2018	H	0	1	0	0	2

2017-18 CAPITALS LEADERS

GOALS: Alex Ovechkin, 49
ASSISTS: Evgeny Kuznetsov, 56
POINTS: Alex Ovechkin, 87
SHOTS: Alex Ovechkin, 355
GAA: Philipp Grubauer, 2.35
WINS: Braden Holtby, 34
SHUTOUTS: Philipp Grubauer, 3
SAVE %: Philipp Grubauer, 0.923
RECORD: 49-26-7, 105 pts.
1st/ Metropolitan Division
3rd/Eastern Conference

2018 PLAYOFFS

EASTERN FIRST ROUND: Defeated Columbus, 4-2
EASTERN SECOND ROUND: Defeated Pittsburgh, 4-2
EASTERN FINAL: Defeated Tampa Bay, 4-3
STANLEY CUP FINAL: Defeated Vegas, 4-1

NOTES

- On Dec. 18, 2000, Todd Harvey scored the franchise's 2,000th goal in a 5-3 victory.
- On Dec. 30, 2009, in a 5-2 Sharks win, the Sharks attempted and converted two penalty shots for the first time in franchise history (Clowe and Thornton). The last time this occurred in the NHL was Feb. 11, 1982 (Van @ Det, Thomas Gradin and Ivan Hlinka for Vancouver).
- On Jan. 7, 2012, three defensemen scored in a single game for just the fifth time in franchise history as the Sharks (Demers, Burns, Vlasic) defeated Washington, 5-2.
- On Feb. 11, 2015, Joe Thornton moved past Peter Stastny for 36th on the NHL's All-Time Points list with a goal and an assist.
- On Mar. 9, 2017, Brent Burns had three assists and Logan Couture had two goals as the Sharks defeated the Capitals 4-2. Joe Thornton, who was honored before the game for reaching 1000 career NHL assists, had a goal and an assist. Jannik Hansen made his debut as a Shark and had an assist and 5 hits.
- On Mar. 10, 2018, Martin Jones stopped 24 of 25 shots faced, but it was not enough to beat Washington as they shutout San Jose in a 2-0 loss. Timo Meier played in his 100th career NHL game.





WINNIPEG JETS

BELL MTS PLACE

345 Graham Avenue
Winnipeg, MB R3C 5S5
Phone: 204-987-7825
Fax: 204-926-5555

PRACTICE FACILITY

Bell MTS Iceplex
3969 Portage Avenue
Winnipeg, MB R3K 2H2
Phone: 204-837-7539
Media: 204-926-5570
Fax: 204-926-5885

AHL AFFILIATE

Manitoba Moose



Connor Hellebuyck

G.M.: Kevin Cheveldayoff

Coach: Paul Maurice

P.R.: Scott Brown, Greger Buer,
Scott Unger

Press Box: 204-926-5577

FAST FACTS

LAST SHARKS WIN: Nov. 25, 2017 (Winnipeg 0 @ Sharks 4)
LAST WINNIPEG WIN: Jan. 23, 2018 (Winnipeg 5 @ Sharks 4 OT)

LAST SHARKS SHUTOUT: Oct. 4, 2014 (Winnipeg 0 @ Sharks 3) (Alex Stalock)

LAST WINNIPEG SHUTOUT: None

LAST SHARKS WIN AT HOME: Nov. 25, 2017 (Winnipeg 0 @ Sharks 4)

LAST WINNIPEG WIN AT HOME: Jan. 7, 2018 (Sharks 1 @ Winnipeg 4)

LAST SHARKS WIN AT WINNIPEG: Mar. 6, 2017 (Sharks 2 @ Winnipeg 3)

LAST WINNIPEG WIN AT SHARKS: Jan. 23, 2018 (Winnipeg 5 @ Sharks 4 OT)

LAST SHARKS OVERTIME WIN AT HOME: None

LAST WINNIPEG OVERTIME WIN AT HOME: Nov. 13, 2002 (Sharks 2 @ Atlanta 3 OT)

LAST SHARKS OVERTIME WIN AT WINNIPEG: None

LAST WINNIPEG OVERTIME WIN AT SHARKS: Jan. 23, 2018 (Winnipeg 5 @ Sharks 4 OT)

LAST SHARKS SHOOTOUT WIN: None

LAST SHARKS SHOOTOUT LOSS: Nov. 10, 2013 (Sharks 4 @ Winnipeg 5 SO)

MOST GOALS BY SHARKS: 5, 4 times, MR, Mar. 22, 2007 (Sharks 5 @ Atlanta 1)

MOST GOALS BY WINNIPEG: 5, Jan. 23, 2018 (Winnipeg 5 @ Sharks 4 OT)

MOST GOALS BY BOTH TEAMS: 9, Jan. 23, 2018 (Winnipeg 5 @ Sharks 4 OT)

LAST SHARKS HAT TRICK: Jonathan Cheechoo, Mar. 22, 2007 (Sharks 5 @ Atlanta 1)

LAST WINNIPEG HAT TRICK: None

LAST SHARKS PENALTY SHOT: Melker Karlsson

(Successful: Ondrej Pavelec), Jan. 24, 2017 (Sharks 4 @ Winnipeg 3)

LAST WINNIPEG PENALTY SHOT: None

ALL-TIME SAN JOSE VS. WINNIPEG

VS WINNIPEG	W	L	T	OL
SJ ALL-TIME RECORD	18	6	3	3
SJ HOME	9	4	2	1
SJ ROAD	9	2	1	2

2017-18 RESULTS

DATE	SITE	W	L	OT	SJ	OPP
11/25/2017	H	1	0	0	4	0
01/07/2018	A	0	1	0	1	4
01/23/2018	H	0	0	1	4	5

2017-18 JETS LEADERS

GOALS:	Patrick Laine, 44
ASSISTS:	Blake Wheeler, 68
POINTS:	Blake Wheeler, 91
SHOTS:	Blake Wheeler, 246
GAA:	Connor Hellebuyck, 2.36
WINS:	Connor Hellebuyck, 44
SHUTOUTS:	Connor Hellebuyck, 6
SAVE %:	Connor Hellebuyck, 0.924
RECORD:	52-20-10, 114 pts. 2nd/ Central Division 2nd/ Western Conference

2018 PLAYOFFS

WESTERN FIRST ROUND: Defeated Minnesota, 4-1
WESTERN SECOND ROUND: Defeated Nashville, 4-3
WESTERN FINAL: Lost to Vegas, 4-1

NOTES

- On Jan 10, 2004, the Sharks set a franchise record for most consecutive games recording a point at home (13, 8-0-3-2).
- On Dec. 6, 2005, with three assists in the game, C Patrick Marleau tied a franchise record for most points (1-8=9) in a three-game span set in Dec. 1992 by Kelly Kisio.
- On Feb. 21, 2009, Jeremy Roenick recorded his 700th career assist.
- On Jan. 23, 2014, along with scoring his 19th goal in 21 games, Pavelski became the second player in Sharks history to score game-winning goals in three consecutive games and extended his point-scoring streak to four games (7-1=8).
- On Mar. 27, 2014, Joe Thornton played in his 1200th career game.
- On Oct. 11, 2014, the 2014-15 home-opener will go down in history as Alex Stalock and the Sharks shutout the Jets 3-0. On top of it being the first time the Sharks have started out the season with back-to-back shutouts, San Jose also became the 6th team in NHL history to start out the season with back-to-back shutouts. It was also the first time since November of 2006 that the Sharks had posted back-to-back shutouts with two different goalies (Evgeni Nabokov on Nov. 25 and Vesa Toskala on Nov. 28).h
- On Mar. 6, 2017, Joe Thornton played in his 900th game as a Shark and registered his 1000th NHL assist in a 3-1 win over the Jets. Joe Pavelski scored a pair of goals, while Mikkel Boedker scored the eventual game winner on a shorthanded breakaway goal.
- On Nov. 25, 2017, The Sharks won 4-0 as Logan Couture scored two goals for his 4th multi-goal game of the season while Tim Heed registered the game-winning goal on a power play. Martin Jones set a new career-high in saves in a shutout performance with 38



★ ★ ★ ★ ★ ★ ★

HOME OF THE AUTHENTIC FAN



    @NBCSAuthentic
#AuthenticFan

 *Sports*
CALIFORNIA



GENERAL



FAN DEVELOPMENT

The San Jose Sharks community relations and fan development department is committed to providing high quality, Sharks-specific hockey experiences for all ages and abilities in an effort to cultivate, nurture and create new hockey fans. Working in conjunction with Sharks business operations and the hockey operations department, the programming platform incorporates hands-on instruction, interactive experiences and leverages mascot, player, coaching and executive integration. Through fan development efforts, the professional message of a fun and safe environment is delivered in order to positively impact the long-term, well-being of the Sharks franchise. Current programs include:

SAN JOSE SHARKS SUMMER HOCKEY SCHOOLS

Every year, the San Jose Sharks conduct Sharks Summer Hockey Schools at Sharks Ice at San Jose. These camps include both a youth and an adult hockey series. An elite staff of professional instructors from the Sharks organization brings considerable expertise to hundreds of hockey players each summer. The 2017 Summer Hockey School staff was led by Roy Sommer, head coach of the San Jose Barracuda, the Sharks top developmental affiliate in the American Hockey League. In addition to Sommer, camp instructors included the Barracuda's video coach assistant, Nick Gialdini, and former Sharks player Curtis Brown. Other current and former Sharks players, as well as S.J. Sharkie, also appeared during the summer camp sessions. For more information, call 408-999-6717 or visit: <http://www.sharksciceatsanjose.com/hockey/SharksSummerHockeySchools.asp>



SCHOLARSHIP PROGRAM

BAY AREA ALL-STAR SCHOLARSHIP TEAM (BAASST)

The Bay Area All-Star Scholarship Team program is a partnership established between the San Jose Sharks, Golden State Warriors, Oakland A's, Oakland Raiders, San Francisco Giants, San Jose Earthquakes and San Francisco 49ers. Each participating team has contributed to the scholarship program in a collective effort to assist Bay Area high school students in achieving their goal of higher education. This unique partnership is the first of its kind in professional sports. Since its inception, over \$375,000 has been awarded to local student athletes to be applied toward their college education.

BAASST scholarships are awarded each year to seven successful students residing within the Bay Area's nine counties. All public high schools within this area are provided with detailed information about the scholarship opportunity and are encouraged to nominate two male and two female students for this prestigious award. Established in 1996, the BAASST program aims to honor college-bound seniors who achieve a minimum GPA of 3.0, demonstrate a good work ethic and display leadership qualities both in academics and athletics.

Each recipient receives a \$5,000 scholarship. The students are also invited to attend a game at each team's home arena/stadium. The scholarship recipients, their guests and team representatives are provided game tickets, food and beverages and are recognized in a special ceremony during each game. For more information, contact Stephanie Dubin at sdubin@sharkssports.net.

PROGRAMS

SAN JOSE SHARKS FINATICAL KIDS CLUB

The FINatival Kids Club (FKC), a club for Sharks fans 13-and-under, was established during the 2005-06 season and has sold out every season since then. Beginning with 500 members in its inaugural year, FKC has grown to more than 2,000 members and features young San Jose Sharks fans from all across the United States and Canada.

For one low price, members will receive a custom FKC merchandise package. In addition to the great merchandise, members have access to the FINatival Kids Club website through www.sjsharkie.com and www.sjsharks.com. FKC members also have access to exclusive events hosted by the club, discounted ticket offers and plenty of opportunities to win autographed memorabilia.

To join S.J. Sharkie and new Kids Club Captain Timo Meier in the most exciting kids club in the NHL, visit www.finativalkidsclub.com or email FINativalKidsClub@sharkssports.net for more information.

SAN JOSE SHARKS CRIB CLUB PRESENTED BY KAISER PERMANENTE

The Crib Club Presented by Kaiser Permanente is a club for Sharks fans ages 0-3 born in Kaiser Permanente Santa Clara and Kaiser Permanente San Jose. Newborns receive Sharks Crib Club onesies and a draft class certificate upon discharge from Kaiser Permanente, where they then can register online to officially enroll in the club. Since its inception on January 1st, 2017, over 10,000 babies have received Sharks Crib Club gear leaving the hospital.

The Sharks Crib Club currently boasts over 700 members, all of which receive quarterly emails, first and second birthday cards, Sharks ticket offers, and are invited to an annual Crib Club event. Members also receive free membership into the FINatival Kids Club at age three.





READING IS COOL PRESENTED BY DRUVA

Since 1998, Reading Is Cool, the San Jose Sharks literacy program, has helped more than 16,500 classrooms and 400,000 Santa Clara County and lower Alameda County K-6 grade students learn about the importance of reading. Thank you to the principals, teachers and parents who have helped our program grow in its 18 years. During the 2017-18 season, reached nearly 40,000 kids in more than 1,300 classrooms. The program featured motivational monthly awards, classroom visits from S.J. Sharkie and opportunities to attend Sharks home games. For more information, please visit sjsharks.com/readingiscool.

FUTURE GOALS

The San Jose Sharks have partnered with the National Hockey League (NHL) and the National Hockey League Players' Association (NHLPA) to launch Future Goals. Future Goals –Hockey Scholar is an online learning course that leverages the fast-paced, exciting game of hockey to teach students, Science, Technology, Engineering, and Math concepts. The course is for middle school students, grades 5-7, and is available to schools at no cost. There are over 14,000 students participating in the program in 236 schools in the region. During the 2017-18 season, 300 students were invited to Solar4America Ice at San Jose for an on-ice hockey experience. Students were taken through a series of stations to experience the STEM concepts learned in the online program.

DGDG DEL GRANDE PRIX

DGDG Del Grande Prix is an on-ice promotion currently in its second year that gives youth hockey players from Northern California (ages 10-13) the opportunity to skate on the same surface as NHL players. During the first intermission of select Sharks home games in 2016-2017, local youth hockey teams will be given the chance to race against their teammates and the clock in front of thousands of Sharks fans at SAP Center.

Participating clubs can dress 12 players and divided into two teams with each team consisting of five (5) skaters and one (1) goalie. Clubs can purchase tickets to participate in this experience.

For more information, please contact Stephanie Dubin sdubin@sharkssports.net

LITTLE SHARKS

Little Sharks is a "Learn to Play" ice hockey program for kids ages 5-9 with no prior organized hockey experience. A registration fee of \$150 includes six (6) ADM (American Development Model) Style instructed lessons and head-to-toe equipment that they get to keep after completing the program. The purpose of the program is to make ice hockey an accessible sport to those who may have normally had reservations due to the initial sticker shock of joining the sport without knowing whether or not their child will enjoy it.

Little Sharks runs in multiple Northern California rinks and each class holds a maximum of 40 participants. In its first year, five rinks hosted Little Sharks for a total of 200 kids. In 2017-18 Little Sharks hosted classes at eight rinks for a total of 800 participants.

KAISER PERMANENTE FUTURE SHARKS

For nearly 15 years youth hockey players from Northern California (12 and under) have had the rare opportunity to skate on the same surface as NHL players through the Kaiser Permanente Future Sharks program. During the first intermission of select Sharks home games in 2016-2017, local youth hockey teams will be given the chance to display their skills and talent in front of thousands of Sharks fans at SAP Center.

Participating clubs can dress 12 players and are given the option to play either a two-minute hockey game or a 6-on-6 shootout



during the intermission. Each team consists of six (6) skaters and one (1) goalie, substitutes are not allowed. Clubs will receive a limited number of game tickets for the players and their guests courtesy of Kaiser Permanente and the Sharks.

For more information, please contact Stephanie Dubin sdubin@sharkssports.net.

SHARKS & PARKS PRESENTED BY KAISER PERMANENTE

In 1991 the Sharks created Sharks & Parks, a street hockey program that provided schools, community centers and youth organizations with street hockey equipment, coaching tools and instruction in order to generate an interest in hockey and make it more accessible to local youth. The program was so successful that the NHL adopted it as a league-wide initiative the following year with 33 programs run by various NHL and American Hockey League (AHL) teams throughout the United States and Canada.

The street hockey program that has already reached tens of thousands of youth, can be played either indoors or outdoors. In order for centers and schools to run a fun and rewarding program, the Sharks provide street hockey equipment and instructional material, such as administrator manuals for coaches and playbooks for kids, all free of charge.

The Sharks & Parks season typically kickoffs with the Sharks & Parks tournament in the Fall, coinciding with the beginning of the Sharks season and culminates in the Spring. For more information about Sharks & Parks, please email Stephanie Dubin sdubin@sharkssports.net or visit the community section on sjsharks.com.

THIS IS HOCKEY PRESENTED BY PIZZA FACTORY

In support of the NHL's league wide initiatives, The San Jose Sharks celebrate This Is Hockey Night in March, showcasing the season-long dedication to growing the sport of hockey to a variety of areas including girls' hockey, special needs hockey, sled hockey, Special Olympics Floor Hockey, and street hockey.

During the 2017-18 season the Sharks sent 8 players, coaching staff, and S.J. Sharkie to participate in the second annual Special Olympics Floor Hockey game at Bellarmine Preparatory School in November. This Is Hockey ambassador Chris Tierney also served as a celebrity coach for a special needs hockey practice at Solar4America Ice at San Jose in February.

KAISER PERMANENTE HOSPITAL VISITS

The San Jose Sharks bring the excitement of Sharks hockey twice each season to the children of Kaiser Permanente's Santa Clara Medical Center. At each visit three Sharks players spend some time with the patients of the pediatric oncology unit. Players go from room to room, handing out Sharks backpacks filled with team goodies while also signing autographs and taking photos. The Sharks spread cheer to the children of San Jose during holiday season and also during their visit in the spring.

ANTI-BULLYING PRESENTED BY PIZZA FACTORY

New in 2018-19, S.J. Sharkie and the Sharks visit local elementary schools for an assembly-based program covering anti-bullying, making friends, and being kind to one another.



SHARKS FOUNDATION

MISSION & BACKGROUND

The Sharks Foundation is dedicated to enhancing the lives of youth and families in our community with an emphasis in the areas of education, health and safety and character development. The Sharks Foundation supplies emergency aid when appropriate, executes unique and relevant programming, supports the advancement of youth hockey and provides financial support and resources to organizations that enrich the lives of those in need.



In 1994 the San Jose Sharks created the official charitable arm of the team, the Sharks Foundation. Each year the Foundation partners with individuals, corporations and funding partners in the community, who support its efforts to improve the lives of youth and families in the Bay Area. Funds received are allocated to the Foundation's annual Community Assist Grant process and numerous programs and projects. During the 2017-18 season, the Sharks Foundation donated \$1.8 million in funding to support the Bay Area. Since its inception in 1994 the Foundation has given more than \$13.8 million to hundreds of high-performing non-profit organizations serving youth and families.

ANNUAL GIVING CAMPAIGN

Each season the Sharks Foundation hosts its annual Giving Campaign which focuses on different causes each month and features key activations with Sharks players, coaches, alumni, executives, broadcasters, team partners and mascot S.J. Sharkie.

To kick-off the 2017-18 Giving Campaign, the Sharks Foundation focused on Healthy Living and partnered with Kaiser Permanente to revitalize a blacktop and create a street hockey court for more than 400 students at Sakamoto Elementary School. In addition, the Foundation provided a \$100,000 grant to Vision to Learn to create a Sharks-themed mobile clinic which provided more than 6,000 local youth with free eye exams and eyeglasses.

In line with the NHL's Hockey Fights Cancer campaign in November, the Foundation partnered with ANA - All Nippon Airways to assemble 400 Joylars filled with small toys and messages of encouragement. The Joylars were then distributed to pediatric patients at Kaiser Permanente Santa Clara by Sharks Defenseman Dylan DeMelo and Goaltender Martin Jones. Throughout the month, every Sharks Foundation 50/50 Raffle had a designated cancer-related non-profit beneficiary resulting in more than \$62,000 donated to non-profits that support those impacted by cancer.

December marked the holiday season and the Sharks Foundation embraced the Season of Giving by hosting a number of initiatives to support the community. In partnership with Alaska Airlines, the Foundation hosted a collection drive for baby clothing at the December 10 game and then packaged over 8,000 garments to benefit families in need through non-profit partner Loved Twice. In addition, the Sharks hosted their annual "Save a Life" Blood Drive where 205 units of blood were donated as well as 20 new donors added to the Be the Match Marrow and Donate Life organ donation programs. The Foundation also provided a \$50,000 Community Assist Grant to Canine Companions for Independence which was celebrated by the first-ever ceremonial "Pup Puck Drop" by lifelong Sharks fan Danny and his companion dog Lake, and a post-game meet-and-greet with dog enthusiast and Sharks Defenseman Marc-Edouard Vlasic. In addition, the Sharks coaching staff, players, broadcasters and front office hosted 38 families for the annual Holiday Assist Party at Solar4America Ice in December.

The Sharks Foundation focused on heroes in January and with the help of Make-A-Wish Greater Bay Area, fulfilled the wish of 15-year-old Hayden who dreamed to become a San Jose Sharks player. Hayden, who has battled a congenital heart defect, signed a three-day contract, practiced with the team, skated out the Shark Head, took the ceremonial faceoff and traveled with the team to Anaheim for a road trip. In partnership with Capes4Heroes and Kaiser Permanente, Sharks Chris Tierney and Martin Jones delivered handmade, custom capes to pediatric patients giving them a boost of strength and courage to feel like the superheroes they are. In recognition of local military veterans, 30 volunteers from the Sharks and Rebuilding Together completed crucial repairs on the home of Navy veteran Jesus Estrada while Sharks Goalie Aaron Dell joined 12 veterans at Victory Ranch to enjoy an afternoon of stress relieving equine therapy. The Foundation hosted local heroes, first responders, military personnel and veterans during Military and Heroes Appreciation game nights which included ceremonial puck drops, military-inspired auctions with proceeds benefitting United Heroes League, and post-game meet-and-greets with Sharks players.

In February, the Foundation focused on character building and development. The Sharks hosted Hockey is for Everyone Night presented by Pizza Factory at SAP Center, which celebrated diversity and inclusion by strengthening relationships to the game of hockey with females, disabled players, special needs, low-income and LGBT groups. In addition, the Foundation was proud to partner with the NHL's first black player, Willie O'Ree to host an event with the African American Community Services Agency in San Jose to introduce hockey to inner-city youth.

Education was at the forefront in March and in partnership with SAP, the Foundation gave a \$150,000 grant to DonorsChoose.org. As part of the activation, Sharks Forward Evander Kane and S.J. Sharkie surprised students and teachers at Jeanne Meadows Elementary with free school supplies. Additionally, fans in attendance of the March 24 Sharks game received a \$25 DonorsChoose.org giving card while eight local teachers were surprised in-game with \$2,000 giving cards and recognized for their dedication to educating youth. In line with the education focus, Defenseman Dylan DeMelo helped unveil a Sharks-themed Zamboni® Design Challenge, which helps students pick up new engineering and problem-solving skills designed to connect STEM learning and the game of ice hockey at The Tech Museum of Innovation in partnership with SAP. Throughout the month the Foundation and Kaiser Permanente ran the Stick to Fitness Program, visiting ten schools with an official Kaiser Permanente team physician, Defenseman Brenden Dillon and Sharks alumnus Scott Hannan to donate equipment and materials to run a successful street hockey curriculum.



To conclude the campaign, the Foundation and SAP announced a \$100,000 grant to the Midpeninsula Community Media Center for their Media Truck Equipment Upgrade Project.

The Foundation ended the regular season with Environmental Awareness in April which featured a Santa Cruz beach clean-up in partnership with Plantronics, a tree-planting day with Our City Forest, a \$45,000 grant to JW House for the installation of solar panels, and nights of 50/50 Raffle proceeds benefiting O'Neill Sea Odyssey and Guadalupe River Park Conservancy.

FUND GIVING

COMMUNITY ASSIST GRANTS AND 50/50 RAFFLE

The Sharks Foundation provides financial assistance to public 501(c)(3) organizations in the Bay Area that focus on education, health and safety and/or character development. Through the annual Community Assist Grant program, organizations are selected to receive funding ranging from \$5,000 to \$200,000, or selected to become a 50/50 Raffle beneficiary or Goals for Kids partner.

The Sharks Foundation hosts a 50/50 Raffle at all Sharks home games. With the purchase of a 50/50 Raffle ticket, one lucky fan has the opportunity to win half of the gross proceeds raised at each game, with the remaining proceeds benefitting the Sharks Foundation and local non-profit organizations. Sellers are distinguished by bright orange polo shirts throughout the arena, as well as stationed at 50/50 kiosks. During the raffle's first two years, nearly \$1.9 million has been raised through the program resulting in more than \$938,000 being donated to non-profits in the Bay Area.

2017-18 GRANT AND 50/50 RAFFLE BENEFICIARIES

Alearn, American Cancer Society, American Red Cross, Austen Everett Foundation, BORP, Caminar, Camp Kesem, Canine Companions for Independence, Capes4Heroes, CASSY, City Year, DonorsChoose.org, Good Karma Bikes, Guadalupe River Park Conservancy, Jacob's Heart, Jessie Rees Foundation, JW House, Latinas Contra Cancer, Make-A-Wish Greater Bay Area, Midpeninsula Community Media Center, Okizu, O'Neill Sea Odyssey, Our City Forest, San Jose Police Foundation, San Jose Sports Authority - Reach Scholarship, Santa Teresa Little League, Save our Shores, Students Rising Above, Team IMPACT, There With Care, Toys for Tots, UNICEF

FUNDRAISING

IN-GAME ACTIVATIONS

The Foundation holds several Mystery Puck fundraisers during the hockey season. On each designated Mystery Puck date, a limited number of themed pucks are sold on the Concourse Level at designated areas near the North and South entrances for \$20 each. Every puck is signed by a Sharks player and then wrapped so the player's identity remains a mystery until after the purchase.

The Sharks Foundation also hosts an in-game auction featuring unique Sharks memorabilia and merchandise at the Sharks Foundation Booth located outside Section 118 on the Concourse Level at every home game. Fans can bid on these exclusive items through a mobile bidding platform by texting SHARKS to 52182.

Net proceeds from Mystery Puck sales and in-game auctions benefit the Sharks Foundation and other select non-profits.

TANK TAILGATE AT FAN FEST

Tank Tailgate at Fan Fest is a private, ticketed event for guests 21 years of age and older, which includes complimentary beer samples from a variety of featured brands poured by Sharks celebrities. The event takes place on N. Autumn Street right outside SAP Center and features live music, food trucks and a photo booth, as well as the opportunity to mingle with Sharks players and alumni. Tank Tailgate tickets double as Fan Fest tickets, allowing purchasers access inside SAP Center for other Sharks related activities. Net proceeds from Tank Tailgate benefit the Sharks Foundation.

SAMPLING WITH THE SHARKS WINE TASTING FUNDRAISER

Attendees of Sampling with the Sharks are able to enjoy some of the finest wines from throughout Northern California, while mingling with Sharks players, coaches, broadcasters and alumni. Annually 400 guests attend this fundraiser which is one of the Foundation's most popular and successful events each season. Sampling with the Sharks includes complimentary wine tastings with a commemorative Sharks-themed glass for all guests to keep, appetizers, and exclusive access to premier auctions featuring one-of-a-kind experiences and autographed memorabilia. Net proceeds from Sampling with the Sharks benefit the Sharks Foundation.

PROGRAMS

HOLIDAY ASSIST PARTY

The Sharks Foundation's annual Holiday Assist Party provides the San Jose Sharks team and organization with the opportunity to delight in the spirit of the holiday season and give back to the community in a big way. Every December, Sharks players, coaches, management and front office staff are paired with underserved families to help them fulfill their holiday wish lists. In addition to gifts, families are treated to an exciting evening of activities, ice skating and a warm and nutritious meal. In 2017 the Sharks Foundation





hosted 38 families including five who lost their homes and belongings in the devastating wildfires that swept through Napa and Sonoma Counties that fall.

GOALS FOR KIDS

The Goals for Kids program was established in partnership with the Koret Foundation and Taube Philanthropies as a way to support local non-profit organizations and celebrate each on-ice accomplishment. For every San Jose Sharks goal scored, \$1,000 is contributed to a running sum of funds which is then evenly distributed amongst the Goals for Kids beneficiaries at the end of the season. At the conclusion of the 2017-18 season, a total of \$282,000 was dedicated back into the community, bringing the total funds raised and distributed through the program to \$1,104,000 since its inception in 2014.

2017-18 GOALS FOR KIDS SPONSORS & BENEFICIARIES

Presenting Partners: The Koret Foundation, Taube Philanthropies Participating Sponsors: Marcus & Millichap, SWENSON, The Sobrato Organization

Beneficiaries: Jewish Family Services of Silicon Valley, Loved Twice, Muscular Dystrophy Association, Ronald McDonald House Charities Bay Area, Students Rising Above, Victory Ranch, Youth Science Institute, Via Services

STICK TO FITNESS POWERED BY KAISER PERMANENTE

Each year the Sharks Foundation activates the Stick to Fitness powered by Kaiser Permanente street hockey program. During the 2017-18 season the program taught lessons in health and fitness to more than 1,300 underserved youth and provided 10 local schools with street hockey equipment for their fifth and sixth grade P.E. classes. Since its inception in 2014-15, Stick to Fitness has impacted more than 7,300 students' lives at 40 different Bay Area schools.

BLACKTOP RESURFACING AND Street Hockey CourtS

In partnership with the Good Tidings Foundation and Kaiser Permanente, the Sharks Foundation transforms blacktops at local schools, after school sites and non-profits into custom street hockey courts, giving youth the opportunity to learn the game of hockey in a safe environment while being physically active. In addition to the court, the organization/school receives street hockey equipment to ensure that the children have everything they need to play hockey year-round.

LEGACY PROJECTS

In addition to grants, fundraisers, and programs, the Sharks Foundation has partnered with various organizations to improve the quality of life in the Bay Area, including: KaBOOM! Playground Builds in partnership with Groupware Technology (2018, 2016, 2015, 2014), Tech Museum of Innovation's Field Trip Days at the Tech and Innovation on Ice exhibits in partnership with SAP (2018, 2017, 2016), Santa Clara Valley Medical Center's new Women and Children's Unit in partnership with SAP (2014), Rotary PlayGarden (2013), Sharks Pediatric Clinic at Valley Health Center Tully (2012) and numerous blacktop resurfacing projects.

Each year the Foundation hosts a day of exercise, activities geared toward a healthy lifestyle and fundraising at the annual Fitness Faceoff powered by Kaiser Permanente. The event offers 5K and 10K walk/run courses and the Rosendin Electric Kids Fun Run and accommodates all ages and skill levels. All courses start and finish at the home of the Sharks, SAP Center. This fundraiser also includes a Health Festival showcasing a variety of health and fitness vendors and fun activities for the entire family. Net proceeds from Fitness Faceoff powered by Kaiser Permanente benefit the Sharks Foundation. Fitness Faceoff is currently scheduled for the September 30, 2017.



S.J. SHARKIE



In 2018-19, S.J. Sharkie enters his 28th year as the Sharks beloved mascot.

A consistent and familiar presence at every Sharks home game, Sharkie has the enviable task of entertaining a sold out crowd in San Jose night in and night out, performing a variety of humorous, exciting, death-defying and unique stunts and acts. Sharkie's nightly performances range from rappelling from SAP Center at San Jose's rafters to speeding across the ice on his four-wheel, all-terrain vehicle.

Since his NHL debut in January 1992, Sharkie has become one of the most recognized mascots in the universe. He's a highly respected figure both inside and outside of SAP Center and throughout the hockey community.

This lovable mascot makes more than 450 public appearances each year, and causes a splash at any event. During the 2017-18 season, Sharkie's events ranged from birthday parties to flower deliveries, bar mitzvahs to weddings, corporate events and charity fundraisers. In the past, he has escorted a high school student to her senior prom and acted as the ring bearer at a wedding ceremony. Aptly coined as "The Hardest Working Fish in Sports," Sharkie has been selected to represent the team at the NHL All-Star Game an amazing 19 times (as of 2017) and assisted in dropping the ceremonial first puck at the 1997 All-Star Game in San Jose.

In 2012, the Cartoon Network selected him as the "Most Awesome Mascot" in all of sports at their Hall Of Game awards show, the first hockey mascot to win the award.


Sharkie serves as the face of several Sharks community initiatives, including Reading Is Cool, Sharks and Parks, Little Sharks and the FINatical Kids club. Besides his countless public appearances, Sharkie is involved with numerous Bay Area charities, and spends countless hours on behalf of the Sharks Foundation by lending a "fin" to their programs, fundraisers, meetings and projects throughout the year (sharksfoundation.org).

Sharkie's popularity has "spawned" his very own merchandise line and website, the first website ever devoted solely to a professional mascot (sjsharkie.com). You can follow Sharkie on his very own social network pages as well (Twitter: @sjsharkie, Facebook: sjsharkie, Instagram: @officialsjsharkie, and Snapchat: @theSJSharkie).

For more information on the fun loving fish, his appearance descriptions and opportunities for in-game events, please visit sjsharkie.com.



SAP CENTER AT SAN JOSE



NORTHERN CALIFORNIA'S TOP ENTERTAINMENT VENUE

SAP Center at San Jose continues to be the crown jewel of what has become a thriving downtown San Jose. With its distinguishing 10-story glass pyramid entry and unique stainless steel façade, the facility has provided a distinct identity for the City of San Jose for 25 years. Located in the heart of Silicon Valley, SAP Center is an exemplification of the architectural excellence and technological innovation that defines the area.

As the premier sports and entertainment venue in Northern California, this year will mark SAP Center's 25th year. Festivities during the year-long celebration to commemorate the anniversary have included an exclusive, invitation only dinner held on September 14, 2018, as well as a year-long concert series, and an indoor/outdoor three-day music festival planned for 2019. With the generous support of SAP, the naming rights partner for the venue, additional events, such as a series of public street parties, will be announced later this season.

"Since 1993, SAP Center at San Jose has been the place to be and be seen in San Jose, bringing world-class entertainment - as well as the country's top sporting events - to the South Bay," said Sharks Majority Owner Hasso Plattner. "We take great pride in the undeniable positive impact this entertainment venue has made on this city and to the residents of San Jose. We look forward to many more years of bringing the world's best entertainment to SAP Center at San Jose."

At a media event in May 2015, Plattner, San Jose Mayor Sam Liccardo, and Sharks President John Tortora proudly announced an extension of the lease agreement between the Sharks and the City of San Jose, paving the way for the franchise to stay in San Jose for 25 years through 2040.

SAP Center at San Jose continues to be recognized as the biggest success story in the ongoing revitalization of downtown San Jose. Over the last ten years, SAP Center's economic impact on the City of San Jose has been almost \$4 Billion. In 2016, the Silicon Valley Business Journal estimated that one regular season Sharks game contributes more than \$2M to the local economy. Pollstar Magazine consistently ranks SAP Center as a top venue in the United States and the world in terms of non-sports tickets sold during the past 10 years.

Home to the San Jose Sharks of the National Hockey League and the San Jose Barracuda of the American Hockey League, SAP Center opened its doors on September 7, 1993 when the Ringling Brothers & Barnum and Bailey Circus performed the first event in the brand new, state-of-the-art facility. Since that time, the venue has hosted many of the biggest names in the entertainment industry including Katy Perry, Paul McCartney, Adele, The Rolling Stones, Bruce Springsteen, Barbra Streisand, Bob Dylan, Beyonce, Elton John, Garth Brooks, Jay-Z, The Three Tenors (Plácido Domingo, Luciano Pavarotti and Jose Carreras), Madonna, Lady Gaga, Prince, Los Tigres Del Norte, The Eagles and U2. Since 1990, 23 of the top 25 live touring acts have performed at SAP Center.

SAP Center has also hosted several world-class, championship sporting events, including: the 2016 Stanley Cup Final; two Olympic Trials for USA Gymnastics (2012 & 2016); four NCAA Men's Division I Basketball Western Regional Finals (1997, 2002, 2007, & 2017); the Pac-10 Women's Basketball Tournament (2003-07); 1999 NCAA Division I Women's Final Four; and three U.S. Figure Skating Championships (1996, 2012, & 2018). SAP Center also hosted the NHL's All-Star Game in 1997 and will host it again in January 2019.



"SAP Center is an emblem of excellence in sports and entertainment," said Max Wessel, Managing Director, SAP Labs Silicon Valley & General Manager, SAP.iO. "For 25 years, both SAP Labs and SAP Center have stood as beacons of innovation and culture in Silicon Valley. We're proud to partner with SAP Center and the Sharks to deliver an outsized impact for the communities in which we operate. From simplifying back office processes to co-innovating on new in-arena technology, SAP and the Sharks will continue to redefine what is means to provide a "best run" fan experience."

SAP CENTER AT SAN JOSE FACTS AND FIGURES

SITE AND BUILDING INFORMATION

Site Location: 525 W. Santa Clara St., San Jose, CA 95113

Site Area: Approximately 17 acres

Building Dimensions: Length — 425 feet-by-425 feet; Height — 117 feet

Internal Space: 450,000 square feet

Exterior: Concrete; space frame steel truss; ribbed stainless steel siding; 10-story glass pyramid entry

Seating Capacity: 20,000 maximum; Basketball — 18,543; Multi-purpose — 16-20,000; Hockey — 17,562

Parking: Approximately 1,800 spaces on site; up to 8,000 spaces within a 5-10 minute walk

Executive Suites: 66 (Concourse 22, Penthouse 44) Penthouse Terrace Group Entertainment Areas: 3

Cost: \$162.5 million (\$132.5 million funded by City of San Jose; \$30 million funded by San Jose Arena Management)

Project Developer: Redevelopment Agency of San Jose

Owner: City of San Jose

Builder: Perini Building Company, Western Division

Construction Manager: HuntCor Inc.

Architect: Sink Combs Dethlefs

Arena Operator: San Jose Arena Management

Original Name: San Jose Arena; Re-named Compaq Center at San Jose, March 27, 2001; Re-named HP Pavilion at San Jose, Nov. 30, 2002; Re-named SAP Center at San Jose, July 9, 2013

Primary Tenant: San Jose Sharks

Groundbreaking: June 26, 1990

First Event: Ringling Brothers and Barnum & Bailey Circus, Sept. 7, 1993

First Hockey Game: San Jose Sharks vs. New York Islanders preseason game, Sept. 30, 1993

Days To Build: 540 days

TICKET INFORMATION

PURCHASING TICKETS

SAP Center at San Jose — The Ticket Office is open:

- Monday – Friday / 10am – 3pm
- Closed Saturday, Sunday, Holidays
- Open for all SAP Center at San Jose events two hours before scheduled time

Tickets to all SAP Center at San Jose events are available at the SAP Center Ticket Office, all Ticketmaster retail locations throughout the Bay Area, online at Ticketmaster.com or charge by phone at 1-800-745-3000.

Group Ticket Information: 408-999-5757
Season Ticket and Partial Season Plan Information: 408-999-5757

SEATING MAP



SEATING LOCATION

BMW LOUNGE	PROMENADE 1
CLUB 1	PROMENADE 2
CLUB 2	PROMENADE 3
CLUB 3	PROMENADE 4
CLUB 4	PROMENADE 5
CLUB 5	PROMENADE 6
CLUB 6	PROMENADE 7
CLUB 7	PROMENADE 8
LOWER 1	PROMENADE 9
LOWER 2	PROMENADE 10
LOWER 3	PROMENADE 11
LOWER 4	UPPER ATTACK 1
LOWER 5	UPPER ATTACK 2
LOWER 6	UPPER ATTACK 3
LOWER 7	UPPER ATTACK 4
LOWER 8	UPPER GOAL 1
LOWER 9	UPPER GOAL 2
PROMENADE ROW 1	UPPER GOAL 3
PROMENADE ROW 1	
PROMENADE ROW 1	

SAN JOSE JUNIOR SHARKS

Headquartered at Solar4America Ice at San Jose, the Jr. Sharks are a youth hockey organization whose mission is to provide a fun atmosphere that fosters a lasting love for the game of hockey. The organization currently has 30 travelling club teams and 37 in-house teams that serve boys and girls aged 5-14. Together the travel and house teams have approximately 1,000 youth hockey participants. The San Jose Jr. Sharks are one of 21 USA Hockey Model Clubs in the entire nation. USA Hockey Model Associations fully implement programming dedicated to age-appropriate, age-specific skill development in accordance with USA Hockey's American Development Model throughout the 8-and-Under, 10-and-Under and 12-and-Under age classifications.

STAFF & PHILOSOPHY

Led by Solar4America Ice Director of Hockey Robert Savoie, Sharks Alumni/Junior Sharks Director Curtis Brown, Director of coaches Mike Janda, High School and Girls/Women's Coordinator Amanda Long, Hockey Manager Tyler Shaffar and Youth Hockey Manager Matt Adams the Jr. Sharks are dedicated to teaching both hockey and life skills. Balancing family, school, and hockey can be a challenging task, but the coaching staff takes great pride in developing outstanding citizens as well as hockey players.

Along with Brown, numerous other NHL players and personnel are involved with the program. Sharks Alumni Owen Nolan, Mike Rathje, Evgeni Nabokov and Scott Hannan are currently a part of the coaching staff. The addition of former NHL players has not only strengthened the programs' coaching staff, it has helped with the growth of the program. In recent years, the organization has seen a growing number of players at tryouts, greater retention of players, and more families coming to the rink. The core values brought to the program by the Sharks alumni has helped the program become one of the top in the country. It has strengthened the fabric of hockey culture in the Bay Area and led to rapid growth.

NOTABLE JR. SHARKS ALUMNI

Along with boasting an impressive list of alumni who have played in the NCAA and various leagues around the world, the Jr. Sharks have developed numerous professional players. Notable alumni who played or are playing in NHL organizations include: Corbin McPherson (New Jersey), Jason Platt (Edmonton), Viktor Tikhonov (Arizona), Alec Martinez (Los Angeles), Brett Sutter (Los Angeles), Casey Wellman (Washington), Spencer Dillon (Florida), and Matt Tennyson (Buffalo).

MOVING FORWARD

Registered USA Hockey players in the Pacific region have increased by over 240% since the San Jose Sharks entered the NHL in the early 90's. In fact, Solar4America Ice alone currently makes up 28% of USA Hockey registered hockey players in California. This type of growth is exciting but does present a unique set of challenges when trying to find ice time for more and more players each year. That's a good problem to have.

The true strength of a sustainable hockey community lies in the steady increase of new players each season, an asset the Jr. Sharks have been blessed with. Opportunities for expansion are always possible as long as demand is there. More families coming to the rink means demand is only expected to grow.

With numerous tournaments scheduled at Solar 4 America Ice, and alumni finding success, players realize they can progress to the next stage of their hockey career and stay in the Bay Area. Scouts at both the collegiate and professional level don't consider California to be "non-traditional" market anymore. The tradition is just beginning.



RADIO/TV INFORMATION



"THE VOICES OF WINTER"

REGULAR SEASON TELEVISION BROADCASTS:

NBC Sports California, the home of "Authentic Bay Area Sports," is the Sharks exclusive regional cable television broadcast partner.

All 82 regular season Sharks games in 2018-19 will be televised. NBCSCA will broadcast 75 of the team's games, with an additional seven games set to be broadcast nationally on NBC Sports Network.

Long-time play-by-play announcer Randy Hahn (@sharkvoice) will once again serve as the voice for NBC Sports California's broadcasts. This year, the eight-time Regional Emmy Award winner will be accompanied both former Sharks forward Jamie Baker (@Bakes_Jamie13) and 17-year NHL veteran Bret Hedican (@BretHedican).

Drawing from his 10-year experience as a National Hockey League player, including three seasons with the Sharks (1993-96), Baker enters his 14th season as a Sharks color analyst, while Hedican, a former Stanley Cup Champion and US Olympian, returns for his fifth season as a color analyst with San Jose.

Returning for all Sharks home games this season is the "Inside The Glass" position on the Sharks bench, where Baker and Hedican will provide viewers with an up-close-and-personal vantage point for Sharks broadcasts on NBC Sports California, bringing fans closer than ever to the action of Sharks hockey. Intermissions will feature both Baker and Hedican as they offer game analysis from their perspectives.

NBC Sports California's Sharks Pregame Live will lead viewers right to the drop of the puck with a breakdown of the day's matchup, insightful analysis, and interviews with Sharks coaches and players. Immediately following Sharks games on NBC Sports California, Sharks Postgame Live will provide in-depth game analysis, complete game highlights, a live look at Coach Peter DeBoer's press conference, interviews and player reaction from the dressing room and a preview of the next game. The shows will be anchored by 13-time Regional Emmy Award winner Brodie Brazil (@brodieNBCS) and 12-year NHL veteran Curtis Brown, with additional analysis provided by Hahn, Baker, Hedican and Rusanowsky.



RADIO BROADCASTS:

Every Sharks regular season and playoff game can be found on the radio dial at 98.5 FM KFOX. Veteran radio play-by-play announcer Dan Rusanowsky (@DanRusanowsky) will return for his 28th consecutive season as the "Voice of the Sharks." As with the team's television broadcasts, Hedican and Baker will both provide color commentary on the radio airwaves throughout the season.



Affiliate stations bring Sharks radio action throughout Northern California.

Check with specific Sharks Radio Network stations for specific Sharks game schedule coverage or visit www.sjsharks.com/radio.

Sharks radio broadcasts are also available on SiriusXM satellite radio, smartphone apps such as the Sharks app, the KFOX app, TuneIn Radio, etc., and at sjsharks.com all season long.

All Sharks Radio Network game coverage begins with the popular 30-minute pre-game show, "Sharks Warm-Up," followed by another popular segment, "Coach's Chalkboard," and the game broadcast. Following the game, fans get a recap of the night's action on the "Sharks Extra" post-game show.



2018-19 SHARKS RADIO NETWORK

STATION	CITY
San Jose / San Francisco /Oakland	98.5 FM KFOX
Auburn	KAHI 950 AM
Eureka/Arcata	KATA 1340 AM / 92.7 FM
Fresno	KFPT 790 AM / KFIG 940 AM
King City	KRKC 1490 AM / 104.9 FM
Lakeport	KXBX 1270 AM / 96.5 FM
Marin County	98.5 FM KFOX / KVON 1440 AM
Modesto/Stockton	KESP 970 AM
Monterey /Salinas /Santa Cruz	KION (Powertalk) 101.1 FM / 1460 AM
Napa Valley	KVON 1440 AM
Sacramento	KHTK Sports 1140 AM / KAHI 950 AM
sjsharks.com	Official Internet site of the San Jose Sharks
SiriusXM	Official Satellite Radio Provider of the NHL

SHARKS PRIMARY BROADCASTERS THROUGH THE YEARS

- Jamie Baker** (radio color analyst, 2005-2014; color analyst, 2014-present)
- Chris Collins** (radio color analyst, 1993-97)
- Randy Hahn** (television play-by-play, 1993-present)
- Bret Hedican** (color analyst, 2014-present)
- Dennis Hull** (television color analyst, 1991-92)
- Steve Konroyd** (television color analyst, 1997-00)
- Dave Maley** (radio color analyst, 2015-2018)
- Marty McSorley** (television color analyst, 2006-07)
- Drew Remenda** (radio color analyst, 1997-00; television color analyst, 2000-06 and 2007-2014)
- Dan Rusanowsky** (radio play-by-play, 1991-present)
- Joe Starkey** (television play-by-play, 1991-93)
- Pete Stenkowski** (television color analyst, 1993-97; radio color analyst, 2000-04)





DAN RUSANOWSKY

RADIO PLAY-BY-PLAY BROADCASTER

Veteran Radio Play-by-Play Announcer Dan Rusanowsky returns for his 28th consecutive season as the "Voice of the Sharks" on Classic Rock KFOX 98.5 FM and the multi-station Sharks Radio Network, which provides coverage of all games for hockey fans in Northern California and parts of Nevada and Oregon.

A 39-year veteran of hockey broadcasting at all levels, Rusanowsky is one of the club's most recognizable figures, both on-and-off the ice. He's responsible for producing all radio broadcasts, directs and administers the Sharks Radio Network, and oversees the relationship with flagship station KFOX 98.5 FM. A versatile performer, he also contributes to Sharks Magazine, the team's official game program, and sjsharks.com with regularly featured columns and broadcast reports. He appears regularly on KFOX, the flagship's sister station, 95.7 "The Game," and other regional stations to talk about the Sharks and the NHL.

An active, year-round member of the Bay Area broadcasting community, Rusanowsky's resume also includes television work. A motor racing enthusiast, he currently appears on Comcast SportsNet Bay Area's "Race Week" program with commentary on Formula One, IndyCar, NASCAR, and NHRA. He has joined the Indianapolis Motor Speedway Radio Network's live broadcast of the GoPro Indy Grand Prix of Sonoma and other races since 2011. He was a member of the San Jose Grand Prix's closed circuit track telecast team, covering Champ Car and all support series in front of more than 150,000 fans per year from 2005-07. He has called the action on San Jose Earthquakes soccer telecasts for Comcast SportsNet, and on KLIV 1590 and KNBR 1050. He was the TV voice of the now-defunct Continental Indoor Soccer League's San Jose Grizzlies and worked the "CISL Game of the Week" for Prime Network. He provided the call of Roller Hockey International telecasts, including the Oakland Skates and the 1995 Murphy Cup Champion San Jose Rhinos. He also makes regular appearances on Sharks television features.

Rusanowsky has served as a guest host on "95.7 The Game", KNBR 680 and 1050 AM, as well as the nationally syndicated "Sports Byline USA/Sports Overnight America" programs. He has brought his voice to radio and television commercials, video games, feature films and corporate video programs over the years. He hosted "Dan's Dugout" on Oakland Athletics radio broadcasts in 1993, and ventured back into the baseball world in the summer of 2005 with "Dan's Diamond Notes," a regular weekly segment which aired during KFOX's top-rated morning program.

Rusanowsky was injured in a serious automobile accident on Nov. 25, 2000, ending a continuous broadcast streak of regular season and playoff games at 774. He called his 1,900th Sharks regular season game on December 2, 2016 versus Montreal and has been behind the microphone for all 221 playoff games in Sharks history.

Born in Milford, Conn., Rusanowsky is one of a select few play-by-play announcers who have been tapped by NHL Radio to announce the "Game of the Week." He was on the broadcast team for NHL Radio's production of the 1997 NHL All-Star Game in San Jose and has presented feature work on the League's network broadcasts.

Along with his broadcasting duties, Rusanowsky makes numerous public speaking appearances in the community. He serves on the executive board of the Silicon Valley Monterey Bay Council, Boy Scouts of America and serves on the advisory boards for the Boys and Girls Clubs of Silicon Valley and Services for Brain Injury. As co-chair of the annual Ultimate Fantasy Hockey Playoffs Draft (through 2010), more than \$450,000 was raised to benefit the Foundation Fighting Blindness. He also works with many other community organizations and is an active member of the NHL Broadcaster's Association.

Before arriving in the Bay Area, Rusanowsky provided the radio play-by-play call for the American Hockey League's New Haven Nighthawks (1986-91) and was the voice of St. Lawrence University's NCAA Division I hockey program from 1979-86. He received a bachelor's degree at St. Lawrence and subsequently earned his M.B.A. at Clarkson University.

In 2013, Rusanowsky was inducted into the Bay Area Radio Hall of Fame in the sports category.





RANDY HAHN

TELEVISION PLAY-BY-PLAY BROADCASTER

Experienced broadcaster Randy Hahn provides Bay Area hockey fans with all the play-by-play action for Sharks games on NBC Sports California. Hahn, who enters his 26th full season with the club, served in the same capacity on selected telecasts during San Jose's first two seasons (1991-93). He was recognized at the Sharks 25th Anniversary Gala as one of five employees who has been with the organization since the team's inaugural season.

Hahn, who called his 1,500th National Hockey League game on Jan. 16, 2016 against Dallas, has captured eight Northern California Emmy Awards in the "On Camera Talent Play-by-Play" category.

Hahn was featured as the primary play-by-play voice on the hockey video game, NHL 2K11 and recently held a role in the Oscar-winning, Pixar motion picture, "Inside Out."

Hahn has more than 40 years of sports broadcast experience, including a unique first assignment when he was just 16 years old – calling the "paw-by-paw" action of a dog sled race in the Yukon Territory in 1974. He continues to be a versatile broadcaster, having done play-by-play on television and radio, anchoring radio sports shows and serving as television studio host for various sports programs. Hahn became the interim co-host of San Francisco CBS-5's "Evening Magazine" in February 2005, working alongside popular Bay Area personality Malou Nubla.

A native of Edmonton, Alberta, Hahn's other hockey broadcast experience came as studio host of Los Angeles Kings games on the Prime Ticket cable network before joining the Sharks. Early in his career, he was a member of the radio broadcast teams of both the Vancouver Canucks and Edmonton Oilers, in addition to performing various broadcast roles in those cities.

Hahn is also an experienced soccer announcer. He called matches on ABC and ESPN during the 1994 World Cup. From 1982-92, he was the play-by-play voice of the North American and Major Indoor Soccer League's San Diego Sockers. Hahn also announced the 1990 World Cup, the 1991 Women's World Cup and has called the action for USA National Team soccer games on SportsChannel and for Major League Soccer's Kansas City Wizards.

From 1991-94, Hahn was a studio anchor for SportsChannel Chicago's nightly highlight show and worked on broadcasts for collegiate basketball, baseball, volleyball and gymnastics. Hahn has been a play-by-play broadcaster for Arena Football League games on FSN.

In 1990, as a resident of San Jose, Hahn was instrumental in helping bring a NHL franchise to the Bay Area, serving as vice president of Pro Hockey San Jose – a grassroots, non-profit corporation formed for the purpose of attracting a NHL franchise to the new multi-purpose venue being built in downtown San Jose.

Hahn is actively involved in charity work in the Bay Area, especially with The American Cancer Society Silicon Valley, The First Tee of Tri Valley program, The Fallen Heroes, The Aubri Brown Club and the Have a Ball Foundation.



JAMIE BAKER

COLOR ANALYST

Former Sharks forward and NHL veteran Jamie Baker returns to the Sharks broadcast team for his 14th season in hockey, and fifth season as television color commentator. Drawing from his 10-year experience as a National Hockey League player, including three seasons with the Sharks (1993-96), Baker, who has occasionally filled in as the color commentator on Sharks television broadcasts in

previous seasons, will tandem with and accentuate long-time television announcer Randy Hahn's play-by-play calls, explaining the finer details and insights of the game.

Baker will continue to appear on NBC Sports California's "Sharks Pregame Live" and "Sharks Postgame Live" programs. Baker's high-energy personality, enthusiasm and excellent knowledge of the NHL have greatly enhanced Sharks broadcasts over the past twelve seasons. In addition, his dedication to grassroots marketing has helped expand the ever-growing youth hockey population in the Bay Area.

Known for his speed, grit and tenacity as a player, Baker was always at his best when the game was on the line.

Following an outstanding college career at St. Lawrence University, Baker went on to play in parts of 10 NHL seasons, including three with the Sharks (1993-96). In 404 games with Quebec, Ottawa, San Jose and Toronto, he tallied 150 points (71 goals, 79 assists). Baker also appeared in 25 Stanley Cup Playoff games with the Sharks, posting nine points (five goals, four assists) and 42 penalty minutes.

Baker is still recognized for scoring one of the biggest goals in Sharks franchise history. As a member of the 1993-94 Sharks, a team just one year removed from an NHL-record 71 losses, the team posted the largest turnaround in NHL history the following season. The team improved by 58 points and earned a berth in the Stanley Cup Playoffs. As the No. 8 seed, San Jose drew the Presidents' Trophy-winning Detroit Red Wings. Baker scored the game-winning, series-clinching goal in Game 7 against Chris Osgood, allowing the Sharks to become the first eighth-seeded NHL team to defeat a No. 1 seed. The victory is also viewed by many as the "flash point" for turning San Jose into a hockey-passionate city.





BRET HEDICAN

COLOR ANALYST

2006 Stanley Cup Winner and 17-year NHL veteran Bret Hedican enters his fifth season as the team's radio color analyst. Starting in 2018-19 season, Hedican will split time between TV and Radio, serving as the Color Analyst for both platforms. He will work in tandem with veteran broadcaster Randy Hahn and venerable play-by-play announcer Dan Rusanowsky, adding his well-respected analysis and in-depth coverage on NBC Sports California, the team's flagship station 98.5 FM KFOX and the

Sharks Radio Network.

Hedican joins the Sharks broadcast team full-time after spending five seasons as a pre-game, post-game and analyst for NBC Sports California's coverage of Sharks hockey and "Inside the Glass" analyst for NBCSN. He will continue to appear on both shows throughout the season. Working with both Rusanowsky and Hahn, Hedican will provide expert, first-hand knowledge of the nuances and inner workings of the game.

Hedican also provided radio color commentary for Westwood One's coverage of the 2014 men's and women's Olympic hockey tournament in Sochi, where he was on the call for the Olympic Gold Medal Women's Ice Hockey game between USA and Canada, as well as the Bronze Medal game for the Men's USA Hockey Team.

A respected and knowledgeable voice, Hedican was a defenseman in the National Hockey League for 17 seasons with the St. Louis Blues, Vancouver Canucks, Florida Panthers, Carolina Hurricanes and Anaheim Ducks spanning over 1,000 regular season games. He was a key member of the Carolina Hurricanes 2006 Stanley Cup-winning team, playing in all 25 playoff games and scoring 11 points. Bret has appeared in three Stanley Cup Finals, twice with Carolina and once with Vancouver.

Hedican is also a two-time member of the United States men's Olympic hockey team (1992, 2006). After a stellar collegiate career at St. Cloud State University, where he was All-WCHA Defenseman and All-Academic his Junior year. His number 24 has since been retired by the university in 2010 and he was enshrined into the school's Hall of Fame in 2017.

Currently, he sits on the board of the Always Dream Foundation, where they inspire underserved children to reach for their dreams through innovative reading programs and by advancing the cause of early childhood literacy.



MEDIA INFORMATION

Scott Emmert

Vice President, Media Relations and Broadcast
O: 408-999-5713 • SEmmert@sjsharks.com

Joanna Schimmel

Manager of Broadcasting and Media Relations
O: 408-999-6842 • JSchimmel@sjsharks.com

Ben Guerrero

Director of Media Relations
O: 408-999-5711 • BGuerrero@sjsharks.com

Kyle Stuetzel

Media Relations Coordinator
O: 999-6829 • KStuetzel@sjsharks.com

ACCESS: The San Jose Sharks organization and Media Relations Department strive to make its players, coaches, management and other personnel available in a timely and responsible fashion to all accredited members of the media.

PRACTICE LOCATIONS: Nearly all Sharks practices and morning skates will be held at Solar4America Ice at San Jose, located at 1500 S. 10th Street (at the intersection of Alma). The Sharks skate on the facility's South Rink, which is located at the far right side of the facility. The South Rink has a media workroom accessible via the staircase at the top of the bleachers. All media are required to enter the media workroom through the entrance at the top of the bleachers. No one will be allowed entry through the Sharks offices. In addition, ALL media members wishing to cover the Sharks practices must either display a Sharks full season credential, or check in with the Sharks Media Relations Department upon arrival to receive a day pass. No media member without a pass will be granted access to the Sharks dressing rooms without displaying proper accreditation.

Visiting teams may skate at Solar4America Ice at San Jose or at SAP Center, depending on the availability of SAP Center. Visiting team typically practice on the North or East rink when skating at Solar4America Ice.

Unless notified otherwise, ALL morning skates take place at Solar4America Ice as well, and will follow the same access guidelines as above.

INTERNET ACCESS:

SAP CENTER AT SAN JOSE: Our press box and press room have complimentary wireless and hardwired Ethernet high-speed Internet ports (for hardwire access, use Ethernet chords in press box, orange-colored ports in the press room). For wireless access, simply choose the SAP_Center_Media network and apply the password, Medi@123.

If you have any problems gaining access to the network, please let us know.

SOLAR4AMERICA AT SAN JOSE: Use the iceguest wireless network and the passcode of "stanleys." In the Sharks media work room at Sharks Ice, there are also hard-wired Ethernet cables for Internet access.

MEDIA ENTRANCE: The media entrance to SAP Center is through the 24-hour Security Entrance, located at the rear of SAP Center (on the corner of St. John Street and Montgomery Street), next to but not in the gated loading ramp.

CREDENTIALS: **DUE TO NEW, ENHANCED SECURITY MEASURES, ALL MEDIA MUST WEAR A VALID CREDENTIAL WHEN ATTENDING ANY SHARKS PRACTICE, MORNING SKATE OR GAME AT SOLAR4AMERICA ICE AT SAN JOSE OR SAP CENTER AT SAN JOSE**

Credentials will be delivered to the visiting team's media relations representative upon their arrival at SAP Center or can be picked up directly by requesting from one of the Sharks media relations staffers. In the event your team is playing back-to-back games, we will leave your passes at the media entrance (24-hour Security Entrance), located at the rear of SAP Center, next to (but not in) the loading ramp.

Media credentials will be placed at the media entrance (24-hour Security Entrance) shortly after delivery of visiting team credentials. Please contact Kyle Stuetzel (408-999-6842; kstuetzel@sjsharks.com) should credential requests change or special arrangements need to be made.

PARKING: Anyone requesting parking privileges should contact Kyle Stuetzel at kstuetzel@sjsharks.com. Media parking is in Lots A, B & C which are behind SAP Center. Once confirmed that you have been added to the SAP Center media parking list, just give your name to the gate attendant at either the Santa Clara Street or Julian Avenue entrances.

Parking has become extremely limited due to numerous city projects requiring the use of former employee parking. Therefore, parking space is extremely limited and may not be granted given the amount of requests received each game. Parking is typically \$25 and is cash only. If payment is an issue, please contact a member of the media relations staff and we will provide as much assistance as possible.

GAME NOTES/STATISTICS/NEWS CLIPPINGS: The Sharks Media Relations department will provide hard copy, up-to-date Game Notes, NHL statistics and press clippings at the morning skate in the press room. However, in an effort to reduce the amount of paper waste, we will only be printing a very limited number of hard copies at game time. All of these reports can be found electronically in PDF format on the Sharks Media Resources web page. In the event you absolutely need a hard copy during the game, please let one of us know and we will get them delivered to you.

MORNING SKATE MEDIA ACCESS: The Sharks, on most mornings, will go on the ice between 10 and 10:30 a.m. and typically skate no longer than 15-20 minutes. If there are specific players you need to speak with, we ask that you arrive at the Sharks dressing room NO LATER than 10 a.m. so that we can ensure they are available in the event the team has an optional skate. Please note that the majority of Sharks morning skates are optional. If you arrive after 10 a.m., we cannot guarantee that all players will still be in attendance.



MORNING SKATE MEDIA ACCESS (continued):

The Sharks dressing room will open after the first player leaves the ice from the morning skate. Typically, Sharks Head Coach Peter DeBoer will address the media following all player access. In many cases, Peter DeBoer will speak BEFORE the Sharks morning skate. Again, media are asked to report to Solar4America Ice NO LATER than 10 a.m. in the event that DeBoer speaks first.

PRE-GAME/IN-GAME TELEVISION INTERVIEW REQUESTS: All requests for a Sharks pre-tape or intermission interview, must be made before the conclusion of the Sharks morning skate so that we can ensure the availability of your guest. Your requests can be made in person at Solar4America Ice or through Ben Guerrero at bguerrero@sjsksharks.com. We encourage all requests to be made prior to morning skate in the event of an optional skate. In addition, if a media member needs access to the visiting team bench for a pre-game interview, you need to coordinate access to that location with Ben Guerrero AT LEAST 2.5 hours before puck drop.

PREGAME MEDIA ACCESS: Sharks players and coaches may be made available to credentialed members of the media two-and-a-half hours before game time, at SAP Center. For example, pregame media access for a 7:30 p.m. home game would likely be at 5 p.m. Media members who wish to utilize this media access window MUST contact the Sharks Media Relations Department in advance with their interview requests.

POST-GAME MEDIA ACCESS: The Sharks dressing room, in accordance with NHL policies, will open NO LATER than five minutes following the conclusion of the game. To reach the Sharks dressing room, proceed down the North elevator to the 1st floor. Upon exiting, walk down the hallway and turn right down the main corridor. Follow that corridor to the main entrance to the Sharks dressing room (large wooden door).

To access the visitor's dressing room, proceed down the North elevator to the 1st floor. Upon exiting, walk down the hallway and turn left. A SAP Center staff member will provide direction to on how to reach the visitor's dressing room entrance.

OFFICIALS ROOM: The officials' locker room is off-limits to the media. Should a comment or interpretation from the game's referee or NHL supervisor be needed, contact a member of the Sharks Media Relations Department and a pool reporter may be assigned.

PHOTOGRAPHERS: Only those photographers on assignment from a recognized, approved media outlet will be allowed access to designated photography locations at rink level and in overhead positions. Priority will be given to local dailies, wire service photographers and local TV crews (for non-televised games) and one ice-level photography position will be reserved for Sharks team photographers. Additional photography positions are determined on a priority basis as determined by the Sharks Media Relations director. In cases of increased photographer (i.e. playoffs) attendance, positions will be assigned by the Sharks Media Relations Department. In all cases, photographers should check in with a media relations representative in the press room before game time. Because of very limited photography locations and NHL Images regulations, it is not possible to accommodate freelance photographers.

PRE-GAME MEAL: For a \$10 fee, a media meal will be served in the Press Room beginning 2 ½ hours prior to game time. The Press Room is located on the North side of SAP Center on Level 1, near the hallway to the visitor's dressing room. Dining room usage is limited to those presenting valid Sharks or NHL Team Management passes. It is impossible to accommodate family members, friends, guests or others. Any abuse of dining room privileges may cause forfeiture of a media pass. Limited refreshments are also available during intermissions as well as in the press box during games.

PRESS BOX/BROADCAST LOCATIONS: The press box and broadcast locations at SAP Center can be accessed by taking the North elevator (just outside the Press Room). Take the elevator to the 4th floor. Upon exiting, make an immediate left u-turn thru the white double doors. Open the single door on the right and proceed up two short flights of stairs, where you will enter the press box. Media seating charts will be posted in the press box.

TELEPHONE SERVICE: A limited number of telephones are available for media use in the press box. To get an outside line, dial "9."

TV VIEWING/GAME REPLAYS: A high-definition television should be viewable from any seat in the press box. HD TV's are also available to monitor the game in the Press Room should media choose to work there in the 3rd period. Anyone wishing to view a replay of an event during the game should visit the Sharks Media Relations Staff at center ice in the press box.

POST-GAME INFORMATION: Following the game, final copies of the "Game Summary" and "Event Summary" will be made available in the main press box and Press Room. We will also send you via e-mail our "Quick Notes" document recapping key details/notes from the game, along with quotes from home and visiting team players and coaches. Requests to be added to this email list can be made in person at SAP Center or through Kyle Stuetzel at kstuetzel@sjsksharks.com.

If you have any questions or need further assistance, please don't hesitate to contact us.

Thanks and we look forward to working with you!





SAN JOSE BARRACUDA

2018-19 MEDIA GUIDE



OCTOBER

SUN	MON	TUE	WED	THU	FRI	SAT
	1	2	3	4	5 ONT 7:00PM	6 BAK 7:00PM
7	8	9	10 BAK 7:00PM	11	12	13 STK 6:00PM
14	15 TUC 7:00PM	16	17	18	19	20 STK 6:00PM
21 STK 3:00PM	22	23	24	25	26 SA 5:30PM	27 TEX 5:00PM
28	29	30	31			

FEBRUARY

SUN	MON	TUE	WED	THU	FRI	SAT
					1 STK 7:00PM	2 STK 1:15PM
3	4	5 IA 7:00PM	6	7	8 BAK 7:00PM	9
10 ONT 1:00PM	11	12 TUC 7:00PM	13	14	15	16 SD 1:15PM
17	18 SD 1:15PM	19	20	21 IA 5:00PM	22 IA 5:00PM	23
24 STK 5:00PM	25	26 IA 7:00PM	27	28		

NOVEMBER

SUN	MON	TUE	WED	THU	FRI	SAT
				1	2 SA 7:00PM	3
4	5 STK 7:00PM	6	7	8	9 TUC 6:00PM	10 TUC 6:00PM
11	12	13	14	15	16	17
18 COL 5:00PM	19	20	21	22	23 COL 6:00PM	24 COL 6:00PM
25	26	27 STK 1:15PM	28	29	30	

MARCH

SUN	MON	TUE	WED	THU	FRI	SAT
					1 ONT 7:00PM	2 BAK 7:00PM
3	4	5	6 BAK 7:00PM	7	8	9 BAK 6:00PM
10 STK 3:00PM	11	12	13	14	15	16 COL 1:15PM
17 COL 3:00PM	18	19	20	21	22	23 TUC 7:00PM
24 TUC 4:00PM	25	26	27 SD 7:00PM	28	29 ONT 7:00PM	30 BAK 7:00PM
31						

DECEMBER

SUN	MON	TUE	WED	THU	FRI	SAT
						1 STK 6:00PM
2	3 SD 7:00PM	4	5	6	7	8 BAK 5:00PM
9 BAK 5:00PM	10	11	12	13	14	15 SD 7:00PM
16 ONT 3:00PM	17	18	19 SD 7:00PM	20	21 TUC 7:00PM	22 TUC 6:00PM
23	24	25	26	27 COL 1:15PM	28	29
30 SD 3:00PM	31 STK 3:00PM					

APRIL

SUN	MON	TUE	WED	THU	FRI	SAT
	1	2	3 SD 7:00PM	4	5 GR 7:00PM	6 GR 1:15PM
7	8	9	10 SD 7:00PM	11	12 COL 6:00PM	13 COL 6:00PM
14	15	16	17	18	19	20
21	22	23	24	25	26	27
28	29	30				

JANUARY

SUN	MON	TUE	WED	THU	FRI	SAT
		1	2	3	4 SD 7:00PM	5 ONT 6:00PM
6	7	8	9 ONT 7:00PM	10	11 ONT 7:00PM	12
13 STK 3:00PM	14	15	16	17	18 TEX 7:00PM	19
20	21 BAK 7:00PM	22	23	24	25 GR 4:00PM	26 GR 4:00PM
27	28	29	30	31		



Home



Away

*All times PST

*Times subject to change

GET TICKETS AT SJ.BARRACUDA.COM/TICKETS

SAN JOSE BARRACUDA FRONT OFFICE



SAP Center

525 West Santa Clara Street
San Jose, CA 95113
(408) 287-7070; (800) 366-4423
SJBARRACUDA.COM
FACEBOOK.COM/SJBARRACUDA
TWITTER: @SJBARRACUDA

EXECUTIVE STAFF

Governor	John Tortora
Vice President/Alternate Governor	Jon Gustafson

HOCKEY OPERATIONS

General Manager & Alternate Governor	Joe Will
Head Coach	Roy Sommer
Assistant Coach	Jimmy Bonneau
Assistant Coach	Michael Chiasson
Video Coach and Hockey Operations Coordinator	Nick Gialdini
Pro Scouting Analyst	Charlie Townsend
Development Coach (Defensemen)	Bryan Marchment
Development Coach (Forwards)	Mike Ricci
Development Coach (Goalies)	Evgeni Nabokov
Development Coach	Dirk Graham
Development Coach	Niklas Sundstrom
Head Athletic Trainer	Will Leonard
Head Equipment Manager	Mike Murphy
Strength and Conditioning Coordinator	Marcello Martinelli
Assistant Equipment Manager	Austin Rodriguez
Grad Assistant Athletic Trainer	Gianluca Scotuzzi

BUSINESS OPERATIONS

Game Presentation Manager	Daniel Bell
Media Relations & Broadcasting Manager	Nick Nollenberger
Marketing & Community Relations Manager	Joey Goldstein
Marketing & Community Relations Assistant	Faith Christensen
Manager, Client Development	Danny Bancroft



BARRACUDA FRONT OFFICE**JON GUSTAFSON**

VICE PRESIDENT, SHARKS ICE LLC, SHARKS MINOR HOLDINGS (SAN JOSE BARRACUDA) & SSE MERCHANDISE

Jon Gustafson enters his seventh season as Vice President of Sharks Ice and the San Jose Barracuda.

In his role, Gustafson oversees all business operations for the San Jose Barracuda of the American Hockey League, including ticket sales, marketing, corporate partnerships, public and community relations, and serves as San Jose's Governor for the AHL. Jon also sits on the executive committee for the American Hockey League.

He is also responsible for overseeing all areas of operation for the Sharks Ice family of ice rinks, including Solar4America Ice at San Jose, Solar4America Ice at Fremont and Oakland Ice Center operated by Sharks Ice.

In addition, he is responsible for the merchandise operations for all of SSE's properties, including the San Jose Sharks, San Jose Barracuda and Sharks Ice facilities.

Since 2000, Gustafson, 49, has served as Vice President and General Manager of the family of Sharks Ice rinks. Under his leadership, the operation has grown from one facility with two ice sheets to three facilities with seven ice sheets and increased revenues ten-fold. In June of 2013, the Jr. Sharks youth ice hockey program, which was founded by Gustafson and operates out of Sharks Ice, was named as a USA Hockey Model Program, one of only a handful of programs in the U.S. to receive the honor.

Gustafson, who serves on the board of directors for USA Hockey, works closely with organizations such as USA Hockey, USHL, NAHL, ISI and USF to bring national and world hockey events to San Jose. In April of 2016, Sharks Ice hosted the 2016 USA Hockey Boys Tier 1 U-16 and U-18 National Championships, the latest in a long line of national events to select the facility as the home for their events. In 2009, Gustafson was named the International Ice Skating Institute's "Facility Operator of the Year."

From 1996-1999, Gustafson served as general manager and vice president of operations for the San Jose Rhinos of Roller Hockey International (RHI). The team, which played their home games at SAP Center at San Jose, won the Murphy Cup as league champions in 1995 and Gustafson was named RHI "Executive of the Year" in 1999.

A former goaltender, Gustafson spent five seasons playing with various teams in the AHL, ECHL, CHL, WCHL and IHL. On April 15, 1992, he dressed as the back-up goaltender to Grant Fuhr for the Toronto Maple Leafs at Maple Leaf Gardens in a 4-2 win over the New York Rangers. The Fort Frances, Ontario native also played collegiately for four seasons at Colorado College.

BARRACUDA HOCKEY OPERATIONS**ROY SOMMER**

HEAD COACH

The Oakland native returns for his 21st season behind the bench of San Jose's top development affiliate and his 23rd season overall with the Sharks organization. In his 20 seasons as head coach, Sommer has compiled a 725-631-48-76-69 (W-L-T-OTL-SOL) record in the regular season and has reached the postseason 11 times, including a Conference Finals berth in 2017, the first of his career.

The San Jose Sharks dressed 18 players during the 2017-18 season that developed under Sommer's tutelage. In fact, 43 players have made their NHL debuts with the Sharks over the last 12 seasons - including Kevin Labanc, Timo Meier, Justin Braun, Chris Tierney, Dylan DeMelo, and Melker Karlsson.

In 2017-18, Sommer became the first coach in American Hockey League history to reach 700 wins when the Barracuda topped the Bakersfield Condors at Rabobank Arena in Bakersfield, 2-1, on Dec. 3, 2017. In addition, he led one of the AHL's youngest rosters to its fourth straight playoff appearance after an improbable six-game winning streak to end the season.

In 2016-17, Roy turned in arguably his best coaching performance of his illustrious career behind the bench. The 61-year-old guided one of the AHL's youngest rosters to a Conference Finals appearance along with a regular-season Conference Championship and the league's longest winning streak (14), culminating in his first Louis A.R. Pieri Memorial Award as the AHL's Outstanding Coach of the Year.

In 2015-16, Sommer picked up record breaking win 637 to surpass Fred "Bun" Cook (636 wins) for the most wins in AHL history in 4-2 win over the Ontario Reign on February 10, 2016 at the SAP Center at San Jose. He also surpassed Frank Mathers (1,256 games coached) for the most games coached in AHL history on March 26, 2014 in Worcester's 5-3 victory in Lewiston, ME over the Portland Pirates.

In 2011-12, Roy became just the 4th head coach in AHL history to reach the 500 wins plateau after a 3-2 shootout victory at Hershey on February 11, 2012.



In 2010-11, Sommer became just the 4th head coach in AHL history to reach the 1,000 games plateau after a 3-1 victory at Springfield on January 14, 2011 and seven players made their NHL debut with the San Jose Sharks.

In 2009-10, Sommer led Worcester to a franchise record 49 wins and captured the regular season Atlantic Division title. He won his 400th game as an AHL head coach after a 4-1 victory over Springfield at the DCU Center on Nov. 1, 2009.

As head coach for San Jose's top development team, Sommer has coached more than 95 players who've spent time in the National Hockey League, including forward Logan Couture, who was named the 2010-11 PlayStation "Sharks Rookie of the Year."

Sommer, 61, began coaching San Jose's top development affiliates in 1998-99 with the AHL's Kentucky Thoroughblades. He coached the T-Blades for three seasons before San Jose relocated their AHL team to Cleveland.

In his first season with Kentucky, the Thoroughblades registered franchise records for most regular season wins (44), most road wins (21) and total points (98) in a season while posting the AHL's fifth-best record. This success came despite having 17 players promoted to the NHL during the season.

From 1999-2001, Sommer's club went 84-50-21-5 to capture two consecutive Mid-Atlantic Division titles and went to the Calder Cup Playoffs each season. Sommer's success was recognized during the 1999-00 season with his selection as the head coach for the Canadian All-Star Team, where his squad topped PlanetUSA, 8-3. Before being named head coach of the Thoroughblades in 1998, Sommer spent two seasons (1996-98) as an assistant coach with the San Jose Sharks. With San Jose, Sommer was responsible for pre-scouting upcoming opponents for their offensive and defensive tendencies, line combinations and special teams tactics. In addition, he assisted in running practices and provided special on-ice extended workouts with scratched players and those rehabilitating injuries.

Before Sommer joined San Jose, he was head coach of the ECHL's Richmond Renegades from 1991-96 and was named 1995-96 Coach of the Year after leading his team to a league best 46-11-13 mark and a league record 105 points in capturing the Brabham Cup (best regular season record). Sommer led the Renegades to the Riley Cup (league championship) in 1994-95 after posting a 41-20-7 regular season record. In addition, he served as head coach of the ECHL's East All-Star Team in 1994-95 and the North All-Star Team in 1995-96.

Sommer's additional ice hockey coaching experience includes assistant coaching stints with the Albany Choppers and Muskegon Lumberjacks of the International Hockey League and working with USA Hockey as an assistant coach at several evaluation camps for 16- and 17-year-old players.

In 1998, he served as head coach and general manager for the silver-medal winning Team USA (4-1-0 record) at the International Ice Hockey Federation In-Line Hockey World Championships in Anaheim. Sommer's squads won gold medals in each of the first two tournaments (1996 in St. Paul, Minn. and 1997 in Anaheim) and posted undefeated records each year. His three-year coaching mark at this prestigious tournament stands at 17-1-0.

The former Bay Area youth hockey player coached Roller Hockey International's San Jose Rhinos for three seasons (1994-96), including capturing the Murphy Cup (league championship) in 1995. In addition, Sommer served as head coach for RHI's 1996 Western Conference All-Star Team.

Before stepping behind the bench, Sommer played nine seasons of professional ice hockey. A sixth round selection by the Toronto Maple Leafs in 1977, Sommer played in the Leafs system as well as those of the St. Louis Blues, Edmonton Oilers, New Jersey Devils and Pittsburgh Penguins. The highlight of Sommer's NHL career came during the 1980-81 season when, as a teammate of Wayne Gretzky, Sommer scored a goal in his NHL debut with the Edmonton Oilers.

Sommer was captain of the Wichita Wind from 1980-83 and again with Muskegon in 1986-87. Sommer, who played left wing and center, was a member of the AHL Calder Cup Champion Maine Mariners in 1983-84 and helped lead Muskegon to the 1985-86 IHL title (Turner Cup). He played his junior hockey for the Spruce Grove Mets, which won the 1975 Centennial Cup, and for the Calgary Centennials. Sommer was a member of the United States National Team at the World Junior Championships in 1976-77.

Sommer resides in San Jose, CA. with his wife Melissa and their three children: Marley, Castan and Kira.



ALL-TIME AMERICAN HOCKEY LEAGUE COACHING WINS

1. Roy Sommer	1998-current	20th season	1,548GP	725 WINS
2. Fred "Bun" Cook	1937-56	19 seasons	1,171GP	636 WINS
3. Frank Mathers	1956-85	18 seasons	1,256GP	610 WINS
4. John Paddock	1981-2009	16 seasons	1,125GP	589 WINS





JIMMY BONNEAU

ASSISTANT COACH

Jimmy Bonneau enters his first season as an assistant coach for San Jose's top affiliate after serving as a scout for the Sharks over the last two seasons where he covered professional games in Quebec, Ontario and western New York. Before retirement following the 2014-15 season, Bonneau played 11 years of professional hockey between the AHL and ECHL. During his playing career, Bonneau spent four seasons playing for Roy Sommer with the Worcester Sharks, and was an alternate captain for Sommer during the 2013-14 season. During those four years, he recorded five goals, nine assists and 435 penalty minutes in 153 games.

Over his career, the native of Baie-Comeau, Quebec, Canada, skated in 348 career AHL games with Hamilton, Portland, Rochester, and Worcester, totaling 11 goals, 19 assists and 988 penalty minute



MICHAEL CHIASSON

ASSISTANT COACH

Michael Chiasson enters his first season as an assistant coach for San Jose's top affiliate after serving as an amateur scout for the Sharks last season. Chiasson, 27, last played professionally for Amöns SK in Sweden's Division 2 league during the 2015-16 season, collecting 24 points (five goals, 19 assists) in 28 games. The former defenseman played collegiately at the University of Michigan, for four seasons,

recording three goals, 13 assists, 47 penalty minutes and a plus-14 rating in 86 games while studying Sport Management. The Grosse Pointe, Michigan, native is the son of Steve Chiasson, who played 13 season in the NHL with the Detroit Red Wings, Calgary Flames and Carolina Hurricanes.



NICK GIALDINI

VIDEO COACH AND HOCKEY OPERATIONS ASSISTANT

Nick Gialdini enters his third season as video coach for the Barracuda after spending the previous three seasons assisting the Sharks scouting department in various capacities.

Gialdini joined the Sharks organization after playing hockey in the Jr. Sharks youth hockey system. He spent nine years as a youth hockey coach, most recently with the Jr. Sharks 18AAA team, and has served as high school hockey coordinator for four years at Sharks Ice at San Jose.

Gialdini, a San Jose native, graduated from San Jose State University in 2016 where he played one season of club hockey, appearing in the ACHA Division 2 National Championships



MIKE MURPHY

ASSISTANT EQUIPMENT MANAGER

Mike Murphy begins his first season as the head equipment manager of the San Jose Barracuda after serving as the team's assistant equipment manager in 2016-17. Prior to joining the Barracuda, Murphy spent one season as the head equipment manager for the Macon Mayhem of the Southern Professional Hockey League (SPHL).

Murphy has a degree in Sports Management from the University of New England and a Master's Degree in Sports Administration from Canisius College.

While at Canisius (NCAA DI), Murphy was the hockey teams head equipment manager for a pair of seasons (2014-16) in a graduate assistant role. In 2015-16, Mike also worked for the Buffalo Beauts of the National Women's Hockey League (NWHL) during the league's inaugural season.

Prior to his time at Canisius, Murphy spent one season at American International College (NCAA DI) as the hockey teams head equipment manager after earning his undergrad from the University of New England where he began his career while in school.





AUSTIN RODRIGUEZ

ASSISTANT EQUIPMENT MANAGER

Austin Rodriguez enters his first season as the assistant equipment manager for the San Jose Barracuda after serving as the team's third member in 2016-17. In addition to helping out the Barracuda, Rodriguez has been the visiting locker room attendant during Sharks games over the last two seasons. Rodriguez originally joined the organization as a member of the ice maintenance team in 2016.



WILL LEONARD

HEAD ATHLETIC TRAINER

San Jose native Will Leonard begins his first season with the San Jose Barracuda as the team's Head Athletic Trainer after serving as an intern with the Sharks under Ray Tufts in 2009-10. Prior to joining the Barracuda, Leonard worked at Notre Dame High School in downtown San Jose for the last four years, assisting all 10 of the school's varsity sports. Following his internship with the Sharks, Will continued to

help out the organization during training camp and development camp.

Leonard resides in San Jose with his wife Sara, daughter Taylor and his three dogs.



MARCELLO MARTINELLI

STRENGTH AND CONDITIONING COORDINATOR

Marcello Martinelli returns for his third season as strength and conditioning coordinator for the Barracuda after spending the previous three seasons as the strength and conditioning coordinator at Golden Valley High School and assisting Mike Potenza and the Sharks strength and conditioning department in various capacities.

Prior to joining the Sharks, Marcello worked as an intern for the Stanford Sports Performance department in 2011. He also worked as a sports performance coach for Velocity Sports Performance in San Diego, CA from 2012-13.

The Merced, CA native graduated from Fresno State University with a degree in kinesiology in 2010. He currently resides in San Jose, CA, with his wife Delise and daughter Amorette.



MARLEY SOMMER

LOCKER ROOM ATTENDANT

Marley "Moe" Sommer returns for his fourth season as the locker room attendant for the San Jose Barracuda after spending the last several years with the San Jose Barracuda/Worcester Sharks equipment staff in various capacities. Sommer has also assisted the equipment staff for the Shrewsbury, MA High School men's hockey and football teams.

Sommer, a 27-year-old native of Minot, ND has sung the national anthem prior to a Worcester Sharks game and enjoys watching all sports while eating gummy bears.



RADIO / TV



NICK NOLLENBERGER

MEDIA RELATIONS AND BROADCASTING MANAGER

Nick Nollenberger returns for his third season as the media relations and broadcasting manager for the Sharks top affiliate.

A San Jose Jr. Sharks alum, Nollenberger was the Director of Broadcast and Media Relations for the Odessa Jackalopes of the North American Hockey League (NAHL) before joining the Barracuda.

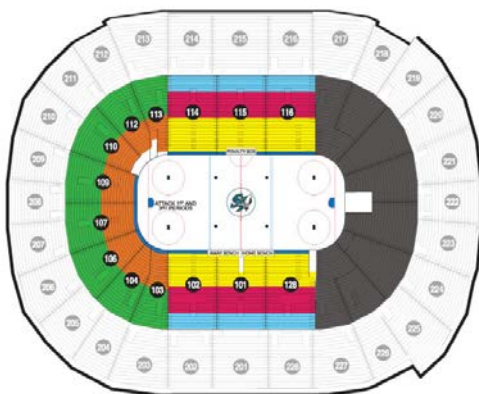
Before Odessa, Nollenberger served as the Assistant Director of Broadcast and Media Relations for one season with the Kannapolis Intimidators, Class 'A' affiliate of the Chicago White Sox.

The Santa Cruz, CA native graduated from the University of Arizona in 2014, earning a degree in Broadcast Journalism. While at the U of A, Nick served as the radio voice for the school's hockey team for three seasons and also called games for the school's basketball, football and baseball teams.

Nick will broadcast all Barracuda games on AHLTV, Mixlr radio app and a majority on the flagship radio station of the Barracuda, AM 1220 KDOW.



SEATING MAP



LOCATION

- GLASS
- VIP SIDELINE
- PREMIUM SIDELINE
- PREMIUM LOWER
- RESERVED SIDELINE
- GENERAL ADMISSION





IN THE COMMUNITY

The San Jose Barracuda raised over \$145,000 for various charitable causes throughout the Santa Clara County community during the 2017-18 season. Some of the highlights included:

COLLECTION DRIVES – At various times throughout the season, the Barracuda held collection drives prior to games to benefit local charities and organizations. Fans were encouraged to bring items that corresponded to the drive for that day and all who donated received tickets to future Barracuda games. Thanks to the fans, the Barracuda were able to provide food, military care packages, and teddy bears to those in need.

GOODS AND GOALS – Barracuda player toy drive. In its third season, Barracuda goaltender Antoine Bibeau rallied his teammates to participate by purchasing toys for children from School Health Clinics of Santa Clara County. Through this event, Barracuda players treated several families to a hockey game and over \$3,000 worth of toys.

Over \$7,500 was raised for the Santa Clara Aquamaids during the Teddy Bear Toss on December 22nd. This was the most successful specialty jersey of the seven worn by the Barracuda during the season.

The Barracuda hosted many other fundraisers for several local groups including: Second Harvest, Veterans Tickets Foundation, Humane Society Silicon Valley, Blood Centers of the Pacific and many others.

To close out the 2017-18 season, goaltender Antoine Bibeau was named Man of the Year for the San Jose Barracuda. Each season, every AHL team nominates one player who demonstrates the greatest commitment to charitable organizations and his community throughout the year. The AHL then picks one winner to receive the Yanick Dupre Memorial Award, which was won by former Barracuda forward Ryan Carpenter during the 2015-16 season.

Additionally, Barracuda players, staff and Frenzy made over 250 community appearances to schools, hospitals, hockey rinks, and special events throughout San Jose and greater Santa Clara County.

COMMUNITY PROGRAMS:

BARRACUDA MATH CLASS

Barracuda Math Class now enters its third season in local schools throughout Santa Clara County. The program teaches students about the game of hockey while allowing them to simultaneously practice their everyday math skills. To date, Barracuda players and Frenzy have visited over 7,000 students in over 300 classrooms at 50 different schools. At each visit, students receive a school kit with supplies for the year, an autographed photo and a ticket to a future Barracuda game.

HOCKEY 101

Hockey 101 is an assembly based program that brings Barracuda players and staff to schools and youth sports organizations throughout Santa






Clara County to promote the game of hockey. Through this program, children get hands on hockey experience where they learn some of hockey's fundamental skills including shooting, passing and stickhandling.

'CUDAS KIDS CLUB

The 'Cuda Kids Club is an exclusive program for Barracuda fans ages 12 and under. For just \$10, fans can sign up and receive a number of amazing benefits. This season, Kids Club members will receive a personalized member card, a Barracuda t-shirt, free tickets to future Barracuda games and invites to a number of Kids Club only events. The first 1000 members who sign up for the 'Cuda Kids Club this season will also receive a limited edition Barracuda bobblehead.

SAP CENTER AT SAN JOSE

The San Jose Barracuda will once again call SAP Center home for all 34 regular season home games during the 2018-19 season, the 25th anniversary of the building. The SAP Center at San Jose continues to be recognized as the biggest success story in the revitalization of downtown San Jose. For two and a half decades, the facility, with its distinctive 10-story glass pyramid entry and unique stainless steel façade, has been the "place to be and be seen" in the South Bay. Located in the heart of Silicon Valley, SAP Center is an exemplification of the architectural excellence and technological innovation that defines the area. The SAP Center is also the home for the San Jose Sharks.



2018-19 AMERICAN HOCKEY LEAGUE DIVISION ALIGNMENT

EASTERN CONFERENCE

ATLANTIC DIVISION



Hartford Wolf Pack (NYR)



Springfield Thunderbirds (FLA)



Lehigh Valley Phantoms (PHI)



Charlotte Checkers (CAR)



Providence Bruins (BOS)



Wilkes-Barre/Scranton Penguins (PIT)



Hershey Bears (WSH)

NORTH DIVISION



Rochester Americans (BUF)



Belleville Senators (OTT)



Toronto Marlies (TOR)



Laval Rocket (MTL)



Syracuse Crunch (TBL)



Utica Comets (VAN)



Binghamton Devils (NJD)



Cleveland Monsters (CBJ)

WESTERN CONFERENCE

CENTRAL DIVISION



Texas Stars (DAL)



Milwaukee Admirals (NSH)



Chicago Wolves (VGK)



San Antonio Rampage (STL)



Manitoba Moose (WPG)



Grand Rapids Griffins (DET)



Rockford IceHogs (CHI)



Iowa Wild (MIN)

PACIFIC DIVISION



Colorado Eagles (COL)



San Diego Gulls (ANA)



San Jose Barracuda (SJS)



Ontario Reign (LAK)



Stockton Heat (CGY)



Bakersfield Condors (EDM)



Tucson Roadrunners (ARI)





SAN JOSE SHARKS AFFILIATE HISTORY



**KANSAS CITY
BLADES**
(IHL) 1991-1996



**KENTUCKY
THOROUGHBLADES**
(AHL) 1996-2001



**CLEVELAND
BARONS**
(AHL) 2001-2006



**WORCESTER
SHARKS**
(AHL) 2006-2015



**SAN JOSE
BARRACUDA**
(AHL) 2015-PRESENT

2017-18 AHL STANDINGS

EASTERN CONFERENCE

RANK	ATLANTIC	GP	W	L	OTL	SOL	PTS	PCT	GF	GA	PIM
1	y Lehigh Valley Phantoms	76	47	19	5	5	104	0.684	260	218	840
2	x Wilkes-Barre/Scranton	76	45	22	6	3	99	0.651	252	223	1161
3	x Charlotte	76	46	26	1	3	96	0.632	262	212	902
4	x Providence	76	45	26	3	2	95	0.625	231	187	923
5	Bridgeport	76	36	32	5	3	80	0.526	206	214	1115
6	Hartford	76	34	33	6	3	77	0.507	208	252	877
7	Springfield	76	32	37	5	2	71	0.467	210	233	1088
8	Hershey	76	30	37	4	5	69	0.454	201	249	1073

NORTH

NORTH		GP	W	L	OTL	SOL	PTS	PCT	GF	GA	PIM
1	y Toronto	76	54	18	2	2	112	0.737	254	170	808
2	x Syracuse	76	46	22	3	5	100	0.658	234	189	1225
3	x Rochester	76	37	22	11	6	91	0.599	234	221	828
4	x Utica	76	38	26	8	4	88	0.579	211	216	1164
5	Binghamton	76	25	38	9	4	63	0.414	193	247	1066
6	Belleville	76	29	42	2	3	63	0.414	194	266	1249
7	Laval	76	24	42	7	3	58	0.382	206	281	1099

WESTERN CONFERENCE

RANK	CENTRAL	GP	W	L	OTL	SOL	PTS	PCT	GF	GA	PIM
1	y Chicago	76	42	23	7	4	95	0.625	244	208	848
2	x Grand Rapids	76	42	25	2	7	93	0.612	237	210	914
3	x Manitoba	76	42	26	4	4	92	0.605	253	198	1120
4	x Rockford	76	40	28	4	4	88	0.579	239	234	785
5	Iowa	76	33	27	10	6	82	0.539	232	246	846
6	Milwaukee	76	38	32	4	2	82	0.539	216	235	948
7	Cleveland	76	25	41	7	3	60	0.395	190	258	994

PACIFIC

RANK	PACIFIC	GP	W	L	OTL	SOL	PTS	PCT	GF	GA	PIM
1	y Tucson	68	42	20	5	1	90	0.662	214	173	815
2	x Texas	76	38	24	8	6	90	0.592	223	231	912
3	x Ontario	68	36	25	4	3	79	0.581	200	194	949
4	x San Jose	68	34	26	4	4	76	0.559	186	198	854
5	San Diego	68	36	28	3	1	76	0.559	202	197	1075
6	Stockton	68	34	28	2	4	74	0.544	211	204	974
7	Bakersfield	68	31	27	9	1	72	0.529	188	206	793
8	San Antonio	68	35	31	10	0	80	0.526	198	219	961

x = clinched playoff position

y = clinched division title





John McCarthy

2017-18 IN REVIEW

FINAL NUMBERS

The Barracuda finished 4th in the Pacific with a .559 winning percentage (34-26-4-4) clinching a Calder Cup playoff spot for the third-straight season. San Jose was eliminated from the playoffs by the Tucson Roadrunners in the divisional semi-final round, three games to one.

PLAYOFF PUSH: On April 4, the Barracuda had less than a .01% chance of making the playoffs, but six-straight wins lifted San Jose above four teams in the division over a 10-day period, punching a ticket to the Calder Cup playoffs for the third straight season.

LET'S GO STREAKING: The Barracuda finished the regular-season riding a season-long six-game winning streak as they outscored their opponents 25-to-10 over that span, netting power-play goals in five of the six contests.

POWER SURGE: Before failing to score on the power play in the season finale at Stockton on April 14, the Barracuda lit the lamp on the man-advantage for a franchise-record 10-straight games, going 13-for-39 (33%) over that stretch.

YOUNG GUNS: San Jose's late-season surge was sparked by a pair of rookie forwards, Sasha Chmelevski and Ivan Chekhovich. Chmelevski, the first Californian to play in a game for the Barracuda, tallied four points (three goals, one assist) in six regular season games, while Chekhovich registered points in all six regular season games (three goals, six assists) he played and finished with the teams best plus/minus rating (+8).

CAPTAIN AMERICA: When Captain John McCarthy was at the Winter Olympics in February representing Team USA in Pyeongchang, South Korea, the Barracuda sputtered without their leader, going 2-6-1-1 in the month. When he returned, San Jose went 12-5-1-1. McCarthy signed a one-year contract extension in mid-April, which means he'll return for his tenth season with the organization in 2018-19. McCarthy is the Barracuda's all-time leader in games played (190), T-first in goals (45), T-first in power-play goals (15), and T-first in short-handed goals (4).



MIGHTY MIDDOS: Sophomore defenseman Jake Middleton finished third among all Barracuda skaters in points (28) and first among defenseman. Middleton netted a career-high six goals and added 22 assists while finishing second on the team in penalty minutes in 2017-18. Middleton was a key contributor to the League's eighth best penalty-killing unit.

BERGY BOMBS: Julius Bergman set a career-high in goals scored (10) in 2017-18, leading the Barracuda defensive corps in goals, power-play goals (6), and game-winning goals (3). Before this season, Bergman had six combined tallies over two years in the AHL.

SIMMERING: In his first year in the AHL, Radim Simek finished second on the Barracuda in defensive scoring (27), second in goals (7), second in assists (20), first in shorthanded goals (1), T-first power-play assists (7), and first in plus/minus (+6). Simek signed a two-year extension this summer with the Sharks.

TRUE OF FALSE?: Rookie forward Alex True finished second on the Barracuda in goals (15), T-third points (28), and second in power-play goals (7). True scored both goals for the Barracuda in a do-or-die 2-1 win over the Stockton Heat on April 14, keeping hopes alive for playoff contention on the final day of the regular season. The Tucson Roadrunners beat the San Diego Gulls later that night, and the Barracuda snuck into the Pacific Division's final playoff spot.

DEADLINE DEALS: On February 24, the San Jose Sharks shipped the AHL's Top Goaltender in 2016-17, Troy Grosenick, along with forward Brandon Bollig to the Nashville Predators for a 2018 sixth-round draft pick. Also, on February 26, the Sharks packaged the AHL's Rookie of the Year in 2016-17, Danny O'Regan, along with a pair of conditional draft picks to the Buffalo Sabres for forward Evander Kane.

CALL OF DUTY: In 2017-18, six players appeared in games for both the Barracuda and Sharks (Danny O'Regan, Marcus Sorensen, Tim Heed, Kevin Labanc, Paul Martin and Joakim Ryan).

BLUELINE BOLSTER: 19% (36/186) of San Jose's goals scored in 2017-18 came from its backend, compared to 15% (35/232) from its defense a season ago. In 2016-17, San Jose had the AHL's most potent offense that included NHLer Joakim Ryan and Second Team All-AHLer Tim Heed on the blueline.

Age Is Just A Number: With an average age of 22.57-years-old, San Jose boasted the AHL's youngest roster in 2017-18.

RUDY! RUDY! RUDY!: Rookie forward Rudolfs Balcers finished his first pro season ranked seventh in points (48) among AHL freshman, T-fifth in goals (23), and T-14th in assists (25). During the regular season, Balcers paced the Barracuda in points, goals, points-per-game (.72), and power-play goals (8). Balcers is the sixth player in Barracuda history to reach the 20-goal mark in a season, joining Brian Lerg (21) '15-16, Nikolay Goldobin (21) '15-16, Barclay Goodrow (20) '15-16, Danny O'Regan (23) '16-17, and Barclay Goodrow (25) '16-17.

BIG-TIME BIBEAU: Antoine Bibeau finished his first season in San Jose ranked 10th in the AHL in goals-against average (2.37), 11th in save-percentage (.919), T-sixth in wins (23), and T-third in shutouts (5). Bibeau was named a mid-season AHL All-Star and finished the regular season riding a four-game winning streak.

700 FOR SOMMER: San Jose Barracuda Head Coach and Bay Area native Roy Sommer collected the 700th AHL win of his career on Dec. 3 at Bakersfield (2-1). Sommer is the first coach in the 82-year history of the American Hockey League to reach 700 coaching wins. In 2015-16, Sommer surpassed Fred "Bun" Cook as the AHL's all-time leader in wins and collected his first A.R. Pieri Memorial Award as AHL Coach of the Year in 2016-17. Sommer, who will enter his 21st season behind the bench for the top affiliate of the San Jose Sharks in 2018-19, coached his 1,500th game in the AHL on Dec. 8 at SAP Center against Tucson.

ANNUAL AWARDS

TEAM MVP

2016 - Ryan Carpenter
2017 - Troy Grosenick
2018 - Antoine Bibeau

TEAM ROOKIE OF THE YEAR

2016 - Ryan Carpenter
2017 - Troy Grosenick
2018 - Rudolfs Balcers

PLUS-MINUS LEADER

2017 - John McCarthy
2018 - John McCarthy

MOST INSPIRATIONAL EST. 2017

2017 - John McCarthy
2018 - John McCarthy

AHL SPECIALTY MAN OF THE YEAR

2016 - Ryan Carpenter
2017 - Troy Grosenick
2018 - Antoine Bibeau

BARRACUDA ALL-STAR SELECTIONS

2016 - Barclay Goodrow, Ryan Carpenter
2017 - Troy Grosenick, Danny O'Regan
2018 - Antoine Bibeau, Rudolfs Balcers

AHL AWARD WINNERS/HONORS

2016 - Ryan Carpenter (Yanick Dupre Memorial Award)
2017 - Western Conference Regular Season Champions (Bud Poile Trophy)
2017 - Pacific Division Regular Season Champions (John Chick Trophy)
2017 - Troy Grosenick (Aldege "Baz" Bastien Award)
2017 - Roy Sommer (Louis A.R. Pieri Award)
2017 - Danny O'Regan (Dudley "Red" Garrett Award)
2017 - Troy Grosenick (AHL First All-Star Team)
2017 - Tim Heed (AHL Second All-Star Team)
2017 - Danny O'Regan (AHL All-Rookie Team)



KNOWING THE WAY TO NHL

In 2017-18, the San Jose Sharks had 17 players on their roster that played in the AHL within San Jose's development system. Since the San Jose Sharks entered the National Hockey League in 1991, 165 players split their seasons in the NHL and their top minor league affiliate. The following is a season-by-season list of players who've split their season between the Sharks' top minor league affiliate and San Jose.

Note: "GP" indicates the number of games played with the San Jose Sharks that season.

2017-18 San Jose Barracuda GP

RW Kevin Labanc	77
D Joakim Ryan	62
D Tim Heed	29
LW Marcus Sorensen	32
C Danny O'Regan	19
D Paul Martin	14
C Ryan Carpenter	16

2013-14 Worcester Sharks GP

C Freddie Hamilton	11
RW Eriah Hayes	15
LW Bracken Kearns	25
C John McCarthy	36
LW Matt Nieto	66
RW Matt Pelech	6

2016-17 San Jose Barracuda GP

RW Kevin Labanc	55
RW Timo Meier	34
C Ryan Carpenter	11
LW Marcus Sorensen	19
D Mirco Mueller	4
C Danny O'Regan	3
RW Barclay Goodrow	3
D Tim Heed	1
LW Nikolay Goldobin	2

2012-13 Worcester Sharks GP

G Thomas Greiss	6
D Matt Irwin	38
C Bracken Kearns	1
LW Tim Kennedy	13
LW Frazer McLaren	1
RW Matt Pelech	2
D Nick Petrecki	1
C James Sheppard	32
G Alex Stalock	2
D Matt Tennyson	4

2015-16 San Jose Barracuda GP

RW Ryan Carpenter	1
D Dylan DeMelo	45
RW Barclay Goodrow	14
G Alex Stalock	13
C Micheal Haley	16
LW Nikolay Goldobin	9
C Melker Karlsson	65
C Bryan Lerg	6
D Mirco Mueller	11
C John McCarthy	1
RW Ben Smith	6
D Matt Tennyson	29
C Chris Tierney	79

2011-12 Worcester Sharks GP

D Justin Braun	66
RW Benn Ferriero	35
LW John McCarthy	10
LW Frazer McLaren	7
C Andrew Murray	39
RW Tommy Wingels	33

2010-11 Worcester Sharks GP

D Justin Braun	38
C Andrew Desjardins	17
RW Benn Ferriero	33
LW Brandon Mashinter	13
LW John McCarthy	37
LW Jamie McGinn	49
LW Frazer McLaren	9
D Mike Moore	6
G Alex Stalock	1
RW Tommy Wingels	5

2009-10 Worcester Sharks GP

D Joe Callahan	1
C Logan Couture	25
D Jason Demers	51
C Benn Ferriero	24
C Dwight Helminen	4
D Derek Joslin	24
LW John McCarthy	4
LW Jamie McGinn	59
LW Frazer McLaren	23
C Torrey Mitchell	56
RW Ryan Vesce	9
C Steven Zalewski	3

2014-15 Worcester Sharks GP

RW Adam Burish	20
D Taylor Fedun	7
RW Barclay Goodrow	60
G Troy Grosenick	2
C Micheal Haley	4
C Freddie Hamilton	1
RW Eriah Hayes	4
C Tomas Hertl	82
C Melker Karlsson	53
C Tyler Kennedy	25
C Bryan Lerg	2
D Mirco Mueller	39
C James Sheppard	57
D Karl Stollery	5
RW Daniil Tarasov	5
D Matt Tennyson	27
C Chris Tierney	43



Kevin Labanc

2008-09 Worcester Sharks GP

RW Riley Armstrong	2
C Tom Cavanagh	17
D Derek Joslin	12
LW Lukas Kaspar	13
LW Jamie McGinn	35
RW Claude Lemieux	18
RW Brad Staubitz	35
RW Ryan Vesce	10

2007-08 Worcester Sharks GP

C Tom Cavanagh	1
G Thomas Greiss	3
C Mike Iggulden	1
LW Lukas Kaspar	3
D Sandis Ozolinsh	39
G Dimitri Patzold	3
LW Tomas Plihal	22
RW Devin Setoguchi	44
D Marc-Edouard Vlasic	82

2006-07 Worcester Sharks GP

RW Steve Bernier	62
D Matt Carle	77
RW Mathieu Darche	2
D Josh Gorges	47
D Douglas Murray	35
C Joe Pavelski	46
LW Tomas Plihal	3

2005-06 Cleveland Barons GP

RW Steve Bernier	39
LW Ryane Clowe	18
D Matt Carkner	1
D Josh Gorges	49
D Douglas Murray	34
LW Pat Rissmiller	68
G Nolan Schaefer	7
RW Grant Stevenson	47
G Vesa Toskala	37



2003-04 Cleveland Baronsr GP

RW Jonathan Cheechoo	66
D Rob Davison	15
C Niko Dimitrakos	21
D Jim Fahey	43
D Jesse Fibiger	16
D John Jakopin	12
D Jeff Jillson	26
LW Ryan Kraft	7
F Lynn Loyns	19
G Vesa Toskala	11
LW Chad Wiseman	4
C Miroslav Zalesak	10

2002-03 Cleveland Barons GP

RW Brad Boyes	1
C Niko Dimitrakos	68
D Christian Ehrhoff	41
D Jim Fahey	15
RW Todd Harvey	47
F Lynn Loyns	2
LW Milan Michalek	2
LW Pat Rissmiller	4
C Miroslav Zalesak	2

2001-02 Cleveland Barons GP

RW Hannes Hyonen	6
D Jeff Jillson	48
G Miikka Kiprusoff	20
RW Mike Craig	2
D Steve Bancroft	5
G Vesa Toskala	1

2000-01 Kentucky Thoroughblades GP

D Steve Bancroft	5
RW Matt Bradley	54
G Miikka Kiprusoff	20
C Mark Smith	49
G Vesa Toskala	1

1999-00 Kentucky Thoroughblades GP

D Scott Hannan	30
D Shawn Heins	1
LW Brantt Myhres	13
G Evgeni Nabokov	11
D Andy Sutton	40

1998-99 Kentucky Thoroughblades GP

LW Shawn Burr	18
RW Mike Craig	1
G Sean Gauthier	1
C Steve Guolla	53
D Scott Hannan	5
D Shawn Heins	5
RW Alexander Korolyuk	55
L Brantt Myhres	30
C Jarrod Skalde	17
D Andy Sutton	31
D Andrei Zyuzin	25

1997-98 Kentucky Thoroughblades GP

LW Niklas Andersson	5
D Rich Brennan	11
C Steve Guolla	7
RW Alexander Korolyuk	19
G Jason Muzzatti	1
C Jarrod Skalde	22
D Andrei Zyuzin	56

1996-97 Kentucky Thoroughblades GP

RW Jan Caloun	2
RW Shean Donovan	73
G Wade Flaherty	7
C Iain Fraser	2
C Steve Guolla	43
D Vlastimil Kroupa	35
D Chris LiPuma	8
F Ville Peltonen	28
RW Chris Tancill	25
LW Ray Whitney	12
D Jason Widmer	2
RW Alexei Yegorov	2

1995-96 Kansas City Blades GP

D Sergei Bautin	1
RW Jan Caloun	11
RW Shean Donovan	74
G Arturs Irbe	22
C Viktor Kozlov	62
D Vlastimil Kroupa	27
LW Andrei Nazarov	42
F Ville Peltonen	31
D Mike Rathje	27
G Geoff Sarjeant	4
RW Chris Tancill	45
RW Alexei Yegorov	9

1994-95 Kansas City Blades GP

C Vyacheslav Butsayev	6
D Ilya Byakin	13
RW Shean Donovan	14
C Viktor Kozlov	16
D Vlastimil Kroupa	14
LW Andrei Nazarov	26
D Mike Rathje	42
D Michal Sykora	36
RW Chris Tancill	26
LW Dody Wood	9

1993-94 Kansas City Blades GP

LW David Bruce	2
C Dale Craigwell	58
C Gary Emmons	3
D Vlastimil Kroupa	27
C Jeff McLean	6
C Kip Miller	11
D Jayson More	49
LW Andrei Nazarov	1
LW Jaroslav Otevrel	9
D Tom Pederson	74
D Mike Rathje	47
C Mike Sullivan	26
D Michal Sykora	22

1992-93 Kansas City Blades GP

RW Robin Bawa	42
C Mark Beaufait	5
C Perry Berezan	28
LW Lyndon Byers	18
LW John Carter	55
RW Ed Courtenay	39
C Dale Craigwell	3
LW Larry DePalma	20
G Wade Flaherty	1
RW Rob Gaudreau	59
G Arturs Irbe	36
D Dean Kolstad	10
RW Mikhail Kravets	1
LW Brian Lawton	21
D Pat MacLeod	13
LW Jaroslav Otevrel	7
D Tom Pederson	44
LW Michel Picard	25
LW J.F. Quintin	14
D Claudio Scremin	4
LW Ray Whitney	26
D David Williams	40
LW Dody Wood	13

1991-92 Kansas City Blades GP

LW David Bruce	60
LW John Carter	4
D Mike Colman	15
R Ed Courtenay	5
C Craig Coxie	10
C Dale Craigwell	32
LW Kevin Evans	5
G Wade Flaherty	3
G Brian Hayward	7
G Arturs Irbe	13
RW Mikhail Kravets	1
RW Peter Lappin	1
D Rick Lessard	8
D Pat MacLeod	37
D Jayson More	46
G Jarmo Myllys	27
RW Jeff Odgers	61
LW J.F. Quintin	8
D Claudio Scremin	13
C Mike Sullivan	64
D David Williams	56



ALL-TIME ROSTER

NO.	POS.	SKATERS	YEARS	GP	G	A	PTS	+/-	PIM
1	LW/C	John McCarthy	2015-18	190	45	59	104	plus-20	66
2	RW/C	Ryan Carpenter	2015-17	120	32	62	94	plus-37	57
3	LW	Nikolay Goldobin	2015-17	106	36	49	85	minus-4	34
4	RW/C	Barclay Goodrow	2015-17	118	45	39	84	plus-26	98
5	C	Danny O'Regan	2016-18	94	30	53	83	plus-5	22
6	D	Joakim Ryan	2015-17	133	13	66	79	plus-40	67
7	LW	Adam Helewka	2015-18	124	23	45	68	minus-2	57
8	D	Tim Heed	2016-18	65	15	46	61	plus-20	18
9	D	Julius Bergman	2015-18	189	16	45	61	minus-21	137
10	C	Rourke Chartier	2016-18	95	24	32	56	plus-11	12
11	LW	Marcus Sorensen	2016-18	66	24	28	52	plus-18	37
12	LW	Bryan Lerg	2015-16	64	21	30	51	minus-8	37
13	LW	Rudolfs Balcers	2017-18	67	23	25	48	minus-8	12
14	LW	Jeremy Morin	2015-16	59	16	26	42	plus-7	44
15	RW	Trevor Parkes	2015-16	68	18	23	41	plus-4	73
16	D	Jacob Middleton	2016-18	117	7	30	37	plus-10	136
17	RW	Nikita Jevpalovs	2015-17	125	18	17	35	minus-5	53
18	RW	Jeremy Langlois	2015-16	68	12	22	34	minus-3	26
19	D	Mirco Mueller	2015-17	112	3	28	31	plus-4	57
20	LW	Brandon Mashinter	2017-18	64	11	18	29	minus-4	37
21	C	Alexander True	2017-18	68	15	13	28	minus-7	33
22	D	Radim Simek	2017-18	67	7	20	27	plus-6	20
23	D	Karl Stollery	2015-16	67	6	18	24	even	65
24	RW	Timo Meier	2016-17	33	14	9	23	plus-9	40
25	LW	Micahel Haley	2015-16	41	12	11	23	plus-6	52
26	RW	Petter Emanuelsson	2015-16	58	11	12	23	plus-17	8
27	RW	Kevin Labanc	2016-18	21	7	16	23	plus-6	27
28	D	Nick DeSimone	2017-18	63	7	14	21	plus-8	8
29	RW	Buddy Robinson	2017	33	10	9	19	plus-5	53
30	D	Patrick McNally	2015-17	94	4	14	18	plus-14	47
31	D	Gus Young	2015-17	73	3	15	18	plus-5	67
32	LW	Emerson Clark	2017-18	48	9	8	17	minus-4	130
33	RW	Jon Martin	2016-18	87	6	10	16	plus-3	79
34	RW	Manuel Wiederer	2017-18	52	9	7	16	even	30
35	RW	Filip Sandberg	2017-18	45	7	7	14	minus-4	16
36	D	Cavan Fitzgerald	2017-18	46	4	9	13	minus-13	32
37	C	Colin Blackwell	2016-17	57	4	7	11	minus-7	24
38	C	Scott Timmins	2015-16	45	4	7	11	minus-6	14
39	RW	Ben Smith	2015-16	14	8	2	10	minus-1	4
40	D	Michael Brodzinski	2016-18	60	2	8	10	minus-4	46
41	RW	Colby McAuley	2017-18	32	4	6	10	plus-5	34
42	LW	Brandon Bollig	2017-18	45	8	2	10	even	68
43	C	Tim Clifton	2017-18	44	2	7	9	plus-1	9
44	LW	Ivan Chekhovich	2017-18	6	3	6	9	plus-8	6
45	D	Mark Cundari	2015-16	34	3	5	8	minus-7	29
46	D	Jeremy Roy	2017-18	20	2	6	8	minus-2	6
47	D	Dan Kelly	2016-17	53	1	6	7	plus-4	116
48	D	Dylan MeMelo	2015-16	0	6	6	6	even	2
49	RW	Alex Schoenborn	2016-18	35	2	4	6	minus-5	29
50	LW	Noah Rod	2017-18	11	1	4	5	even	2
51	LW	Olivier Archambault	2017	12	2	3	5	minus-2	4
52	RW	Gregor Hanson	2015-16	2	2	4	4	plus-4	11
53	C	Sasha Chmelevski	2018	6	3	1	4	plus-1	0



RANK	POS	SKATERS	YEARS	GP	G	A	PTS	+/-	PIM
54	C	Sam Warning	2018	18	2	2	4	minus-6	6
55	RW	Caleb Herbert	2018	14	1	3	4	minus-3	12
56	LW	Alex Gallant	2015-17	56	1	2	3	minus-3	248
57	C	Chris Tierney	2016	2	1	2	3	plus-3	0
58	RW	Daniel Doremus	2015-16	20	1	2	3	minus-3	8
59	G	Troy Grosenick	2015-18	97	0	3	3	even	10
60	LW	Bryan Moore	2017-18	9	1	1	2	plus-6	18
61	C	Melker Karlsson	2015	4	0	2	2	even	0
62	RW	Chris Crane	2015	9	0	2	2	minus-1	4
63	D	Zach Frye	2018	11	0	2	2	plus-1	25
64	D	Paul Martin	2017-18	18	0	2	2	minus-7	0
65	RW	Zack Stortini	2017	26	1	0	1	minus-3	96
66	LW	Jordan Sims	2016	0	1	1	1	plus-1	2
67	C	Gary Steffes	2015	2	0	1	1	minus-1	2
68	C	Mike Aviani	2015	4	0	1	1	even	0
69	G	Antoine Bibeau	2017-18	43	0	1	1	even	2
70	G	Aaron Dell	2015-16	40	0	0	0	even	2
71	G	Alex Stalock	2016	1	0	0	0	minus-2	0
72	G	Clarke Saunders	2017	2	0	0	0	even	0
73	LW	Frazer McLaren	2015-16	14	0	0	0	minus-2	23
74	D	Harrison Ruopp	2016-17	3	0	0	0	plus-3	0
75	C	Jake Marchment	2016-17	4	0	0	0	minus-2	22
76	D	Jason Fram	2016	2	0	0	0	even	0
77	LW	Jesse Mychan	2016	2	0	0	0	even	4
78	G	Joel Rumpel	2016	2	0	0	0	even	0
79	G	Mantas Armalis	2016-17	24	0	0	0	even	0
80	D	Matt Tennyson	2016	5	0	0	0	plus-2	0
81	LW	Matt Willows	2016	1	0	0	0	minus-2	0
82	LW	Raffi Torres	2016	6	0	0	0	minus-1	5
83	D	Rick Pinkston	2015-16	6	0	0	0	plus-2	5
84	D	Travis Brown	2017	1	0	0	0	plus-1	2
85	LW	Vincent Arseneau	2015-16	5	0	0	0	minus-3	7
86	D	Cliff Watson	2018	1	0	0	0	even	0
87	D	David Makowski	2018	2	0	0	0	plus-1	2
88	LW	Tyler Heinonen	2018	3	0	0	0	minus-2	2
89	RW	Justin Parizek	2017	3	0	0	0	even	6
90	G	Parker Gahagen	2017-18	5	0	0	0	even	0
91	LW	Spencer Asuchak	2017	6	0	0	0	minus-2	2
92	G	Stephon Williams	2018	6	0	0	0	even	0
93	LW	Marco Roy	2017	7	0	0	0	minus-6	4

ALL-TIME GOALTENDERS

RANK	GOALTENDER	YEARS	GP	MINS	W	L	OT/ SOL	SO	GA	GAA	SA	SVS	SV%
1	Alex Stalock	2016	2	122	2	0	0	0	4	1.96	57	53	.930
8	Antoine Bibeau	2017-18	43	2406	23	14	4	5	95	2.37	1078	983	.919
2	Aaron Dell	2015-16	40	2281	17	16	6	4	92	2.42	1186	1094	.922
3	Joel Rumpel	2015-16	2	119	1	0	1	0	5	2.51	42	37	.881
4	Troy Grosenick	2015-18	97	5429	47	29	13	10	232	2.56	2610	2378	.911
7	Stephon William	2018	6	300	3	1	0	0	15	3.00	114	99	.884
5	Mantas Armalis	2016-17	24	1255	12	5	4	2	64	3.06	555	491	.885
9	Parker Gahagen	2017-18	5	273	2	2	0	0	18	3.95	100	82	.847
6	Clarke Saunders	2016	2	116	1	1	0	0	8	4.11	62	54	.871



ALL-TIME SEASON RECORDS

TEAM:

DIVISION CHAMPIONSHIPS (regular season) - 1, 2016-17 (Pacific)

MOST POINTS, SEASON - 95, 2016-17

FEWEST POINTS, SEASON - 73, 2015-16

MOST WINS, SEASON - 43, 2016-17

FEWEST WINS, SEASON - 31, 2015-16

MOST LOSSES, SEASON (L+OTL) - 34, 2015-16

FEWEST LOSSES, SEASON (L+OTL) - 20, 2016-17

MOST SHOOTOUT LOSSES, SEASON - 5, 2016-17

FEWEST SHOOTOUT LOSSES, SEASON - 3, 2015-16

MOST GOALS, SEASON - 232, 2016-17

FEWEST GOALS, SEASON - 186, 2017-18

MOST GOALS ALLOWED, SEASON - 198, 2017-18

FEWEST GOALS ALLOWED, SEASON - 138, 2016-17

MOST PIM, SEASON - 1051, 2016-17

FEWEST PIM, SEASON - 852, 2015-16

LONGEST WINNING STREAK, OVERALL - 14 games, 1/25/17-2/25/17

LONGEST WINNING STREAK, HOME - 6 games, 1/7/17-2/20/17

LONGEST WINNING STREAK, AWAY - 10 games, 1/25/17-2/25/17

LONGEST LOSING STREAK (L+OTL), OVERALL - 6 games, 1/16/16-1/23/16

LONGEST LOSING STREAK (L+OTL), HOME - 3 games, 1/10/16-1/23/16

LONGEST LOSING STREAK (L+OTL), AWAY - 7 games, 2/16/18-3/20/18

LONGEST WINLESS STREAK, OVERALL - 6 games, 1/16/16-1/29/16 (0-4-2-0)

LONGEST WINLESS STREAK, HOME - 5 games, 1/17/18-2/11/18 (0-3-1-1)

LONGEST WINLESS STREAK, ROAD - 7 games, 2/16/18-3/20/18 (0-5-2-0)

INDIVIDUAL

MOST POINTS, SEASON - 58, Danny O'Regan 2016-17

MOST GOALS, SEASON - 25, Barclay Goodrow 2016-17

MOST ASSISTS, SEASON - 42, Tim Heed 2016-17

MOST PIM, SEASON - 130, Emerson Clark 2017-18

MOST PPGs, SEASON - 11, Danny O'Regan 2016-17

MOST SHGs, SEASON - 4, Barclay Goodrow 2016-17

MOST GWGs, SEASON - 5, Rudolfs Balcers/Manuel Wiederer 2017-17 and Barclay Goodrow/Danny O'Regan 2016-17

MOST POINTS, GAME - 4, John McCarthy 3/9/18 vs. CLE (3-1-4), Barclay Goodrow 3/26/17 at TUC (3-1-4)

MOST GOALS, GAME - 3, John McCarthy 3/9/18 vs. CLE, Marcus Sorensen 11/5/17 vs. TEX, Barclay Goodrow 12/5/15 vs. STK, 11/11/16 at TEX, 3/26/17 at TUC, Nikolay Goldobin 1/3/16 vs. TEX

MOST ASSISTS, GAME - 3, Adam Helewka 3/18/18 at ONT, Tim Heed 10/22/16 at ONT, 12/18/16 vs. ONT, Danny O'Regan 12/20/16 vs. STK, Ryan Carpenter 11/11/16 at TEX

MOST PIMs, GAME - 36, Dan Kelly, 3/18/17 at STK

GOALTENDERS

MOST APPEARANCES, SEASON - 49, Troy Grosenick, 2016-17

MOST MINUTES, SEASON - 2728:48, Troy Grosenick, 2016-17

MOST WINS, SEASON - 30, Troy Grosenick, 2016-17

MOST LOSSES, SEASON - 22, Aaron Dell, 2015-16

MOST TIES/SOL, SEASON - 2, Antoine Bibeau 2017-18, Troy Grosenick 2015-16 and 2016-17

MOST SHUTOUTS, SEASON - 10, Troy Grosenick 2016-17

LOWEST GAA, SEASON (min 25 games) - 2.04, Troy Grosenick 2016-17

HIGHEST SAVE % (min 25 games) - .926, Troy Grosenick 2016-17

HIGHEST SAVE % (min 25 games) - .926, Troy Grosenick, 2016-17



BARRACUDA PLAYOFF HISTORY

ALL-TIME RESULTS

YEAR	ROUND	OPPONENT	RESULT	GF	GA
2016	DSF	Ontario	L, 1-3	6	11
2017	CF	Grand Rapids	L, 1-4	11	19
	DF	San Diego	W, 4-1	17	10
	DSF	Stockton	W, 3-2	14	15
2018	DSF	Tucson	L, 1-3	8	16

KEY: CF - Conference Finals, DF - Division Finals, DSF - Division Semi Finals

PLAYOFF FACTS

PLAYOFF SEASONS - 3

SERIES WON - 2

SERIES LOST - 3

GAMES PLAYED - 23

GAMES WON - 10

GAMES LOST - 13

OVERTIME GAMES - 3

OVERTIME GAMES WON - 2

OVERTIME GAMES LOST - 1

SHUTOUTS FOR - 2

SHUTOUTS AGAINST - 2

ALL-TIME INDIVIDUAL RECORDS

MOST POINTS, SINGLE PLAYOFF SEASON - 17, Ryan Carpenter, 2017 (9+8=17)

MOST POINTS, ONE GAME - 3, Barclay Goodrow, 5/12/17 at SD

MOST GOALS, ONE GAME - 2, Ryan Carpenter, 4/21/17 vs. STK

MOST ASSISTS, ONE GAME - 2, Multiple times

MOST GAMES PLAYED, ALL-TIME - 19, Ryan Carpenter, Barclay Goodrow, Joakim Ryan

ALL-TIME GOALTENDER RECORDS

MOST GAMES PLAYED, ALL TIME - 16, Troy Grosenick

MOST WIN, SINGLE PLAYOFF SEASON - 8, Troy Grosenick

MOST LOSSES, SINGLE PLAYOFF SEASON - 7, Troy Grosenick

MOST SHUTOUTS, SINGLE PLAYOFF SEASON - 2, Troy Grosenick, 2017

LOWEST GOALS-AGAINST AVERAGE - 2.59, Aaron Dell, 2016

HIGHEST SAVE PERCENTAGE, SINGLE PLAYOFF SEASON - .932, Aaron Dell, 2016



ALL-TIME PLAYOFF ROSTER

NO.	POS.	SKATERS	YEARS	GP	G	A	PTS	+/-	PIM
1	RW	Ryan Carpenter	2016, 17	19	10	9	19	plus-9	10
2	D	Joakim Ryan	2016, 17	19	4	10	14	minus-3	4
3	D	Tim Heed	2017, 18	19	3	10	13	minus-4	10
4	RW	Bardclay Goodrow	2016, 17	19	5	6	11	plus-5	10
5	RW	Buddy Robinson	2017	15	4	5	9	plus-4	12
6	D	Julius Bergman	2016, 17, 18	23	1	8	9	minus-4	14
7	LW	John McCarthy	2016, 17, 18	23	2	6	8	even	18
8	RW	Kevin Labanc	2016, 17	16	3	4	7	minus-2	6
9	RW	Timo Meier	2017	14	4	3	7	plus-2	41
10	C	Danny O'Regan	2017	15	4	3	7	minus-9	6
11	D	Nick DeSimone	2017, 18	17	1	6	7	plus-6	2
12	LW	Adam Helewka	2017, 18	16	4	2	6	minus-6	6
13	D	Mirco Mueller	2016, 17	19	0	5	5	plus-2	10
14	D	Jacob Middleton	2017, 18	17	0	5	5	minus-2	10
15	LW	Rudolfs Balcers	2018	4	2	2	4	minus-2	6
16	C	Rourke Chartier	2016, 17, 18	11	2	1	3	minus-5	4
17	C	Colin Blackwell	2017	15	3	0	3	plus-1	8
18	LW	Alex Gallant	2016, 17	2	0	0	2	minus-1	5
19	LW	Nikolay Goldobin	2016	4	2	0	2	minus-2	4
20	RW	Jeremy Langlois	2016	4	1	1	2	plus-2	0
21	G	Aaron Dell	2016	4	0	2	2	even	0
22	C	Sasha Chmelevski	2018	4	1	1	2	minus-2	0
23	LW	Ivan Chekhovich	2018	4	0	2	2	minus-1	0
24	RW	Nikita Jevpalovs	2016, 17	14	1	0	1	minus-3	6
25	LW	Bryan Lerg	2016	4	1	0	1	minus-2	0
26	D	Dan Kelly	2017	6	0	1	1	even	7
27	RW	Zack Stortini	2017	6	0	1	1	minus-3	14
28	LW	Marcus Sorensen	2017	10	0	1	1	minus-3	10
29	C	Alexander True	2018	4	1	0	1	minus-3	4
30	RW	Manuel Wiederer	2018	4	1	0	1	minus-3	15
31	D	Michael Brodzinski	2016, 2018	3	0	0	0	minus-3	2
32	G	Troy Grosenick	2016, 17	16	0	0	0	even	0
33	LW	Frazer McLaren	2016	1	0	0	0	even	2
34	D	Matt Tennyson	2016	1	0	0	0	even	2
35	LW	Gabryel Boudreau	2016	2	0	0	0	minus-2	0
36	D	Patrick McNally	2016, 17	2	0	0	0	minus-2	0
37	RW	Jon Martin	2016, 2018	4	0	0	0	minus-3	0
38	LW	Jeremy Morin	2016	4	0	0	0	minus-1	2
39	RW	Trevor Parkes	2017	4	0	0	0	minus-2	19
40	D	Karl Stollery	2017	4	0	0	0	minus-4	0
41	C	Slott Timmins	2017	4	0	0	0	plus-2	0
42	D	Gus Young	2017	4	0	0	0	plus-1	0
43	RW	Colby McAuley	2017, 18	6	0	0	0	minus-4	0
44	LW	Spencer Asuchak	2017	4	0	0	0	minus-1	2
45	LW	Noah Rod	2017	5	0	0	0	minus-2	0
46	D	Zach Frye	2018	1	0	0	0	minus-2	0
47	D	Thomas Gregoire	2018	1	0	0	0	minus-1	0
48	C	Noah Gregor	2018	1	0	0	0	minus-2	0
49	G	Stephon Williams	2018	1	0	0	0	even	0
50	RW	Joachim Blichfeld	2018	2	0	0	0	minus-1	0
51	RW	Filip Sandberg	2018	2	0	0	0	even	0
52	LW	Brandon Mashinter	2018	3	0	0	0	minus-1	0
53	G	Antoine Bibeau	2018	4	0	0	0	even	0



NO.	POS.	SKATERS	YEARS	GP	G	A	PTS	+/-	PIM
54	LW	Emerson Clark	2018	4	0	0	0	minus-5	0
55	D	Radim Simek	2018	4	0	0	0	minus-1	0

ALL-TIME PLAYOFF GOALTENDER STATISTICS

GOALTENDERS	YEARS	GP	MINS	W	L	T/SOL	SO	GA	GAA	SA	SVS	SV%
Stephon Williams	2018	1	26	0	0	0	0	1	2.34	8	7	0.875
Aaron Dell	2016	4	231	1	3	0	0	10	2.59	146	136	0.932
Troy Grosenick	2016, 17	16	918	8	7	0	2	41	2.69	459	418	0.91
Antoine Bibeau	2018	4	212	1	3	0	0	13	3.68	96	83	0.865

ALL-TIME BARRACUDA CAPTAINS

PLAYER	YEARS
Bryan Lerg	2015-16
John McCarthy	2016-18



FRENZY

Frenzy, the official mascot of the San Jose Barracuda. Created by SJ Sharkie in his secret hideout, Frenzy can be found at all Barracuda home games as well as in and around San Jose at a number of community events. School visits, youth hockey practices, birthday parties and private functions are just a few of the many places Frenzy will go. For more information visit sjbarracuda.com/frenzy.



GENERAL MEDIA INFORMATION

CREDENTIAL INFO — Press seating for San Jose Barracuda home games at the SAP Center At San Jose is available to accredited media in the press box located on the north side of the building's upper level. Single-game credentials must be requested no later than 5 p.m. the day before a game.

Requests must be made to Nick Nollenberger via E-mail at nnollenberger@sjbarracuda.com or by calling 408-999-5826. Credentials are valid for the press room (building's first level), press box and both teams' postgame locker rooms.

KEY NUMBERS

Barracuda Main Office — 408-287-7070

Nick Nollenberger
Media Relations and Broadcasting Manager
408-999-5826
Fax — 408-999-5822
nnollenberger@sjbarracuda.com

MEDIA PARKING — parking is extremely limited and must be reserved at least 24 hours before game time.

MEDIA ENTRANCE — All media must enter SAP Center for Barracuda games via the security entrance, located at the rear of the building, next to but not in the loading dock.

LOCKER ROOM ACCESS — Players will be made available to media 10 minutes after the game upon request and will be brought out of the locker room for interviews in front of the team's media backdrop. The officials' locker room is off-limits to the media.

PRESS ROOM — Media possessing season credentials or those granted single-game credentials are invited to have a meal before the game in the press room, located on the lower level of the SAP Center. The press room will open two (2) hours before game time. Dining room usage is limited to those presenting valid Barracuda or AHL Team Management passes. Any abuse to dining room privileges may cause forfeiture of a media pass.

SERVICES — Pregame game notes, lineups, press releases, complete statistics and other pertinent information will be furnished by the Barracuda Public Relations Department and will be available in the Press Room two hours before game time.





#SHARKSFORLIFE