



SAN JOSE SHARKS • WORCESTER SHARKS

2013-14 ORGANIZATIONAL GUIDE





2013-2014 NHL CRITICAL DATES

SEPTEMBER

- 11 Training camps open
- 14 Preseason schedule begins
Kraft Hockeyville:
Washington Capitals at Winnipeg Jets (Belleville, Ont.)
CCM/USA Hockey All-American Prospects Game (Pittsburgh, Pa.)
- 30 Opening day playing rosters set (3:00 p.m. ET)

OCTOBER

- 1 **OPENING NIGHT** – 96th NHL regular season begins
Molson Canadian NHL Face-Off™ (Montreal, Que.)
Blackhawks raise Stanley Cup banner:
Washington Capitals at Chicago Blackhawks
Hockey Fights Cancer Awareness Month begins

NOVEMBER

- 8 Hockey Hall of Fame Game:
New Jersey Devils at Toronto Maple Leafs
- 11 Hockey Hall of Fame induction ceremony (Toronto, Ont.)
Inductees: Chris Chelios, Geraldine Heaney, Scott Niedermayer, Brendan Shanahan (Player category);
Fred Shero (Builder category)
- 29 2013 Discover NHL Thanksgiving Showdown™:
New York Rangers at Boston Bruins

DECEMBER

- 1 Signing deadline for Group 2 free agents (5:00 p.m. ET)
- 2 U.S. Hockey Hall of Fame induction and a celebration of Lester Patrick (Detroit, Mich.)
U.S. Hockey Hall of Fame inductees: Cindy Curley, Bill Guerin, Peter Karmanos Jr., Ron Mason, Doug Weight
- 23 Busiest day of NHL season – 14 games
- 19-27 Holiday roster freeze in effect:
For all players on an NHL active roster, injured reserve, or with non-roster and injured non-roster status as of midnight (local time) Dec. 19, a roster freeze shall apply through midnight (local time) Dec. 27, with respect to waivers, trades and loans, subject to the exceptions provided for in CBA Article 16.5 (d).
- 24-26 Holiday break (no scheduled practices – dressing rooms closed)
- 26 – Jan. 5 IIHF World Junior Championship (Malmo, Sweden)

JANUARY

- 1 2014 Bridgestone NHL Winter Classic®:
Toronto Maple Leafs at Detroit Red Wings (Michigan Stadium)
- 15 CHL/NHL Top Prospects Game (Calgary, Alta.)
- 18 Scotiabank Hockey Day in Canada (Host: Lloydminster, Alta./Sask.)
- 25 Coors Light NHL Stadium Series™:
Anaheim Ducks at Los Angeles Kings (Dodger Stadium)
- 26 Coors Light NHL Stadium Series™:
New York Rangers at New Jersey Devils (Yankee Stadium)
- 29 Coors Light NHL Stadium Series™:
New York Rangers at New York Islanders (Yankee Stadium)

FEBRUARY

- 1 Hockey is for Everyone Month begins
- 6, 7, 8 Olympic break begins (at the conclusion of each Club's final game)
- 11-12 AHL All-Star Classic (Location: TBA)
- 12 Olympic men's hockey tournament begins (Sochi, Russia)
- 22 Men's hockey bronze-medal game (Sochi, Russia)

FEBRUARY (CONTINUED)

- 23 Men's hockey gold-medal game (Sochi, Russia)
- 24 Olympic break ends (12:01 a.m. ET)
- 26 NHL regular season resumes
- 28 – Mar. 2 Hockey Weekend Across America presented by CCM (USA Hockey)

MARCH

- 1 Coors Light NHL Stadium Series™:
Pittsburgh Penguins at Chicago Blackhawks (Soldier Field)
- 2 2014 Tim Hortons NHL Heritage Classic™:
Ottawa Senators at Vancouver Canucks (BC Place)
- Hockey Day in America (NBC)
- 5 Trade deadline (3:00 p.m. ET)
- 10-12 NHL General Managers Meeting (Boca Raton, Fla.)

APRIL

- 10, 12 NCAA Frozen Four (Philadelphia, Pa.)
- 13 Last day of regular season
- 16 Stanley Cup Playoffs begin
- 17-27 IIHF Under-18 World Championship (Lappeenranta and Imatra, Finland)

MAY

- 9-25 IIHF World Championship (Minsk, Belarus)
- 16-25 CHL Memorial Cup (London, Ont.)
- 25-31 NHL Combine (Toronto, Ont.)

JUNE

- 18 Last possible day for 2014 Stanley Cup Final
- TBA Deadline for first club-elected salary arbitration (later of June 15 or 48 hours after the conclusion of the Stanley Cup Final, 5:00 p.m. ET)
- 25 NHL Awards (Las Vegas, Nev.)
- 25-28 NHL Draft (Philadelphia, Pa.)

JULY

- 1 Free agency begins (12:00 p.m. ET)
- 5 Deadline for player-elected salary arbitration notification (5:00 p.m. ET)
- 6 Deadline for club-elected salary arbitration notification (5:00 p.m. ET)
- 20 – Aug. 6 Salary arbitration hearings held

AUGUST

- 8 Deadline for salary arbitration decisions to be rendered

CREDITS

The 2013-14 San Jose Sharks Organization Guide was written, designed, edited and produced by the San Jose Sharks Media Relations Department.

Executive Editor Ben Guerrero

Layout and Design Audrey Minagawa

Assistant Editors Scott Emmert, Jason Plank, Ryan Stenn,
Eric Lindquist

Principal Photographers Rocky Widner and Don Smith

Special Thanks To Doug Wilson, Wayne Thomas, Joe Will,
Dan Rusanowsky, Jim Sparaco, Kelly Esrey, Tim Howell,
Tim Patnode, Curtis Brown and Randy Robles and Bob
Waterman at Elias Sports Bureau

©2013-14 San Jose Sharks and Sharks Sports & Entertainment.

SAN JOSE SHARKS 2013-14 SCHEDULE

OCTOBER

S	M	T	W	T	F	S
		1	2	3 •	4	5 •
				VAN 7:00p		PHX 7:30p
6	7	8 •	9	10 •	11	12 •
		NYR 7:30p		VAN 7:00p		OTT 7:00p
13	14	15 •	16	17 •	18	19 •
		STL 5:00p		DAL 5:30p		CGY 7:00p
20	21 •	22	23	24 •	25	26 •
	DET 4:30p			BOS 4:00p		MTL 4:00p
27 •	28	29	30 •	31		
OTT 2:00p			LA 7:30p			

NOVEMBER

S	M	T	W	T	F	S
					1	2 •
						PHX 7:30p
3	4	5 •	6	7 •	8	9
		BUF 7:30p		VAN 7:30p		
10 •	11	12 •	13	14 •	15 •	16
WIN 5:00p		CGY 6:00p		VAN 7:00p	EDM 7:00p	
17 •	18	19	20	21 •	22	23 •
CHI 4:00p				TB 7:30p		NJ 7:30p
24/31	25	26	27 •	28	29 •	30 •
			LA 7:30p		STL 1:00p	ANA 7:30p

DECEMBER

S	M	T	W	T	F	S
1	2	3 •	4	5 •	6 •	7
		TOR 4:00p		PIT 4:00p	CAR 4:00p	
8 •	9	10 •	11	12 •	13	14 •
MIN 3:00p		NYI 7:30p		MIN 7:30p		NAS 5:00p
15	16	17 •	18	19 •	20	21 •
		STL 5:00p		LA 7:30p		DAL 7:30p
22	23 •	24	25	26	27 •	28
	COL 7:30p				PHX 6:00p	
29 •	30	31 •				
ANA 7:30p		ANA 5:00p				

JANUARY

S	M	T	W	T	F	S
			1	2 •	3	4 •
				EDM 7:30p		COL 12:00p
5 •	6	7 •	8	9 •	10	11 •
CHI 5:00p		NAS 5:00p		DET 7:30p		BOS 7:30p
12	13	14 •	15	16 •	17	18 •
		WSH 4:00p		FLA 4:30p		TB 11:00a
19	20 •	21	22	23 •	24	25 •
	CGY 7:30p			WIN 7:30p		MIN 7:30p
26	27 •	28	29 •	30 •	31	
	LA 7:00p		EDM 6:30p	CGY 6:00p		

FEBRUARY

S	M	T	W	T	F	S
						1 •
						CHI 7:30p
2	3 •	4	5 •	6	7 •	8
	PHI 7:30p		DAL 7:30p		CBJ 7:30p	
9	10	11	12	13	14	15
16	17	18	19	20	21	22
23	24	25	26	27 •	28 •	
				PHI 4:00p	BUF 4:00p	

MARCH

S	M	T	W	T	F	S
						1
2	3	4 •	5	6 •	7	8 •
		CAR 7:30p		PIT 7:30p		MTL 7:00p
9	10	11 •	12	13 •	14 •	15
		TOR 7:30p		CBJ 4:00p	NYI 4:00p	
16 •	17	18 •	19	20 •	21	22 •
NYR 1:00p		FLA 7:30p		ANA 7:30p		WSH 7:30p
23	24 •	25 •	26	27 •	28	29 •
	CGY 6:00p	EDM 6:30p		WIN 7:30p		COL 12:00p
30	31					

OLYMPIC BREAK

LEGEND

REGULAR SEASON

■ HOME GAMES ■ AWAY GAMES

◆ CSN CA (HD) + CSN CA+ ● NBCSN

*SCHEDULE SUBJECT TO CHANGE



APRIL

S	M	T	W	T	F	S
		1 •	2	3 •	4	5 •
		EDM 7:30p		LA 7:30p		NAS 7:30p
6	7	8	9 •	10	11 •	12 •
			ANA 7:30p		COL 7:00p	PHX 6:00p
13	14	15	16	17	18	19

@SANJOSESHARKS

FACEBOOK.COM/SANJOSESHARKS



ABOUT SHARKS SPORTS & ENTERTAINMENT

Sharks Sports & Entertainment, the parent company of the San Jose Sharks, aims to operate a Stanley Cup-caliber hockey team each and every season, leverage the organization's core competencies of arena and hockey management to provide world-class sports and entertainment to San Jose, and grow the game of hockey throughout the Bay Area.

In addition to the San Jose Sharks, Sharks Sports & Entertainment currently manages the business operations of several entities. As arena managers, Sharks Sports & Entertainment manages the SAP Center at San Jose, including the booking of all events in the building. Since its opening in 1993, SAP Center at San Jose has hosted a who's who of music history, including Paul McCartney, The Rolling Stones, Bruce Springsteen, Barbra Streisand, Bob Dylan, Beyonce, Elton John, Garth Brooks, Jay-Z, The Three Tenors (Placido Domingo, Luciano Pavarotti and Jose Carreras), Madonna, Lady Gaga, Prince, The Eagles and U2. SAP Center at San Jose also is home to the San Jose SaberCats of the Arena Football League and has hosted the NCAA Basketball Tournament on several occasions.



Sharks Sports & Entertainment also owns and operates the American Hockey League's (AHL) Worcester Sharks, the San Jose Sharks top development hockey affiliate, located in Worcester, Mass. Serving as the top development team for the San Jose Sharks since the 2006-07 season, the Worcester Sharks, under the coaching tutelage of Roy Sommer, the AHL's all-time winningest coach, have paved the "road to San Jose" for a number of current San Jose Sharks, including Logan Couture, Joe Pavelski, Justin Braun, Jason Demers and Tommy Wingels.

Sharks Sports & Entertainment also manages all or parts of several ice facilities in the Bay Area, including Sharks Ice at San Jose, Sharks Ice at Fremont and Oakland Ice Center operated by Sharks Ice. Sharks Ice at San Jose, one of only ten facilities in the United States with four or more NHL-sized ice rinks, is the largest facility of its type located west of the Mississippi River. Sharks Ice at San Jose is the official training facility of the San Jose Sharks and also is the home of the San Jose Jr. Sharks travel hockey program, recently recognized by USA Hockey as one of four model association programs in the country. As the host to a number of national figure skating and hockey tournaments, Sharks Ice at San Jose is a travel destination and responsible for the second-highest number of hotel room reservations in San Jose on an annual basis, behind only the San Jose Convention Center. Furthermore, according to USA Hockey, the Sharks Ice family of ice rinks is home to the highest number of registered adult hockey players, with more than 4,500 active participants.

TABLE OF CONTENTS

NHL Critical Dates	2
2013-14 Sharks Schedule	3
Sharks Sports & Entertainment	4
Team Directory	6
The Next Wave	10

FRONT OFFICE

Executives	12
Coaches	20
Player Development/Scouting Staff	24
Trainers, Equipment & Medical Staff	28

THE PLAYERS

Player Profiles	34
Sharks In The System	99
Sharks 2013-14 Reserve List	120
Draft History	122

2012-13 IN REVIEW

NHL Regular Season Standings	130
Statistics & Breakdowns	133
Transactions Since 2012-13	142

THE RECORD BOOK

All-Time Regular Season Records	144
All-Time Roster/By The Numbers	151
A-T Regular Season Scoring/Goalie Stats	178
All-Time Leaders	186
All-Time Goaltenders	188
Single Season Leaders	190
Goaltenders Single Season Leaders	192
Leaders By Season	194
Goaltender Leaders By Season	197
Rookie Single Season Leaders	200
Team Statistics By Season	202
Special Teams By Season	206
Hat Tricks	207
Shutouts	210
Penalty Shots	215
Extra Attacker Goals	217
All-Time OT/Shootout Games	220
A-T Head Coaches/Captains/GMs	228
All-Time Attendance/Assistant Coaches	229
Record by Season	231
NHL All-Star Game/Olympics	233
NHL Honors	235
Team Honors	239
Opponents vs. San Jose	243
Opponent Goaltenders vs. San Jose	245
Year-By-Year In Review	247

PLAYOFFS

2012-13 Playoff Summary	268
All-Time Playoff Scoring	269
All-Time Playoff Leaders	272
All-Time Record By Game	274
Playoff Records By Teams	278
OT Games/Hat Tricks/Shutouts	281
Scoring/Goaltending Leaders By Year	283
Special Teams	284
Results By Year/When Facing Elimination	285
Year-By-Year In Review	288
All-Time Playoff Records	318

NATIONAL HOCKEY LEAGUE

NHL Directory	324
NHL Referees/Linesmen	325
NHL Trophies/Awards	326
NHL Teams vs. San Jose	328

GENERAL

Fan Development	358
Sharks Foundation	359
S.J. Sharkie	362
SAP Center at San Jose	363
Junior Sharks	365
Ticket Information/Seating Chart	366
Broadcast Information	367
Media Information	372

WORCESTER SHARKS

Worcester 2013-14 Schedule	376
Worcester Team Directory	377
Worcester Executives	378
Coaches/Hockey/Medical Staff	379
Saint Vincent Hospital Medical Team	383
Radio/TV	384
Tickets/DCU Center Seating Chart	385
Sharks In The Community	386
DCU Center	387
AHL Divisional Alignment	388
2012-13 Worcester Standings and Stats	389
2012-13 Worcester in Review	392
All-Time Roster	393
Worcester Regular Season Records	398
All-Time Worcester Playoff Statistics	400
Worcester Annual Awards	403
Worcester-San Jose Pipeline	404
FINZ	405
Minor Pro Affiliate: San Francisco Bulls	407
Worcester Media Information	408



SHARKS SPORTS & ENTERTAINMENT

SAP CENTER AT SAN JOSE

525 West Santa Clara St., San Jose, Calif. 95113

Phone 408-287-7070 • Fax 408-999-5797

sjsharks.com / facebook.com/sanjosesharks / twitter.com/sanjosesharks

OWNERSHIP GROUP

Hasso Plattner, Gary Valenzuela, Gordon Russell, Rudy Staedler

SHARKS SPORTS & ENTERTAINMENT BOARD OF DIRECTORS

Hasso Plattner, Gary Valenzuela, Scott McNealy, Rouven Westphal

HOCKEY OPERATIONS

Executive Vice President & General Manager	Doug Wilson
Vice President & Assistant General Manager	Wayne Thomas
Assistant General Manager	Joe Will
Head Coach	Todd McLellan
Associate Coach	Larry Robinson
Assistant Coaches	Jim Johnson, Jay Woodcroft
Goaltending Development Coach	Corey Schwab
Development Coach	Mike Ricci
Video Coordinator	Brett Heimlich
Director of Scouting	Tim Burke
Director of Pro Scouting	John Ferguson
Scouts	Gilles Cote, Pat Funk, Jack Gardiner, Dirk Graham, Rob Grillo, Brian Gross, Shin Larsson, Bryan Marchment, Jason Rowe
Director of Hockey Administration	Rosemary Tebaldi
Team Services Manager	Ryan Stenn
Hockey Operations & Scouting Analyst	Doug Wilson, Jr.
Head Athletic Trainer	Ray Tufts, ATC
Assistant Athletic Trainer	Wes Howard, ATC
Strength & Conditioning Coordinator	Mike Potenza
Massage Therapist	Arnulfo Aguirre, CMT, ART
Equipment Manager	Mike Aldrich
Assistant Equipment Manager	Vinny Ferraiuolo
Equipment Assistant & Equipment Transportation	Roy Sneesby
Cleaning Specialist	Norma Hernandez
Team Physician	Arthur J. Ting, M.D.
Team Internists	Greg Whitley, M.D., John Chiu, M.D.
Team Dentists	Don Goudy, D.D.S., Robert Bonahoom, D.D.S.
Team Vision Specialist	Allen Boghossian M.D.
Medical Staff	Steve Franzino, M.D., Robert Millard, M.D., Mark Sontag, M.D.
Chiropractic Consultant	Mike McMurray, D.C.
Manual Therapy Consultant	Tobe Hanson

BUSINESS & BUILDING OPERATIONS

Chief Operating Officer	John Tortora
Executive Vice President of Business and Building Operations	Jim Goddard
Vice President, Sales & Service	John Castro
Vice President, Finance	Ken Caveney
Vice President, People	Fiona Ow Giuffre
Vice President, Sharks Ice & Worcester Sharks	Jon Gustafson
Vice President, Building Operations	Rich Sotelo
Executive Assistants	Rebeca Gomez, Mary Grace Miller, Michelle Simmons

TICKET SALES

Senior Ticket Operations Manager	Scott Fitzsimmons
Account Sales Managers	Ted Chuba, Mike Hollywood, Adam King, Mike Nieves
Account Service Managers	Sharon Holman, Julie Kennedy, Zach Plaza
Ticket Operations Coordinator	Ryan Silva
Group Sales Coordinators	Kelley Cianciolo, Eric Manuta

CORPORATE PARTNERSHIPS

Senior Sales Managers, Corporate Partnerships	Jennifer Birmingham, Michael Farrell
Senior Service Manager, Corporate Partnerships	Reza Wiriaatmadja
Sales Managers, Corporate Partnerships	Kevin Hilton
Service Managers, Corporate Partnerships	Kayla Chickos, Jennifer De Carlo, Patrick Luck
Corporate Partnerships & Event Presentation Coordinator	Jack Craig

SUITE SALES & SERVICE

Director of Suite Sales & Service	Bruce Ross
Suite Sales & Service Manager	Kathy Payne-Tovar
Suites Sales & Service Coordinator	Laura Raymond

EVENT PRESENTATION

Director of Event Presentation	Steve Maroni
--------------------------------	--------------

MARKETING & DIGITAL MEDIA

Director of Marketing & Digital Media	Doug Bentz
Marketing Manager	Courtney Jankovich
Graphic Designer	Brittney Thorp
Marketing & Database Coordinator	Christopher Der
Marketing Coordinator	Kerry Vann
Digital Media Developers	Patrick Hooper, Sarah Peters
Social Media Coordinator	Nicole Grazioli

MEDIA RELATIONS

Director of Media Relations	Scott Emmert
Media Relations Manager	Ben Guerrero

PUBLIC RELATIONS & FAN DEVELOPMENT

Director of Public Relations & Fan Development	Jim Sparaco
Mascot Operations Manager	Tim Patnode
Fan Development Coordinator	Tim Howell

BROADCASTING

Director of Broadcasting	Frank Albin
Television Play-By-Play Broadcaster	Randy Hahn
Television Color Analyst	Drew Remenda
Radio Play-By-Play Broadcaster	Dan Rusanowsky
Radio Color Analyst	Jamie Baker
Production Associate	Elisabeth Farkas

BUILDING OPERATIONS

Director of Booking & Events	Steve Kirsner, James Hamnett
Director of Guest Services	David Cahill
Director of Building Services	Monte Chavez



FRONT OFFICE

Director of Ticket Operations	Patrick Doherty
Facilities Technical Director	Greg Carrolan
Chief Engineer	Mike Vitolo
Building Services Managers	Bruce Tharaldson, Ray Romero
hhTicket Operations Manager	Judy Jones
Ushering & Emergency Medical Manager	Mike McCarroll
Technical Services Lead	Matthew Galvin
Building Services Supervisor	Lino Suastegui
Conversion Supervisor	Kevin Brunton
Building Services Coordinator	Peggy Roland, Paula Vasquez
Mailroom Coordinator	Richard Perez
Guest Services Coordinator	Karen Casanave
Assistant Chief Engineer	Eric Gold
Engineers	Denver Abellana, Adam Midulla, Mark Vaccaro, Jay Vasquez, Peter Simmons, Darryl Sotelo
Administrative Assistant	Yvette Rangel
Receptionist/Administrative Assistant	Jeannine Turner
Receptionist	Nancy Perez

FINANCE

Controller	Stephanie Reitz
Financial Analyst	Jimena Di Iorio
Ledger and Payroll Accountant	Terri Carone
General Ledger Accountants	Tasia Simmons
Accounts Payable Associate	Connie Arteaga
Banking Accountant	Trista Gladstone
Administrative Accountant	Jeenette Miller

INFORMATION TECHNOLOGY

Director of Information Technology	Uy Ut
Systems Support Specialist	Cara Browning

HUMAN RESOURCES

HR Operations Manager	Bethany Lopusnak
-----------------------	------------------

LEGAL

Associate Counsel	Maggy Carlyle
-------------------	---------------

SHARKS MERCHANDISE

Head Buyer	Chris DiGiorgio
Merchandise Manager, Buyer	Adriana Gasca
Sharks Store Manager	Amanda Heimlich

MISCELLANEOUS

Team Colors	Deep Pacific Teal, Burnt Orange and Black
Home Ice/Capacity	SAP Center at San Jose / 17,562
Dimensions of Rink	200-feet by 85-feet
Television Rightsholder	Comcast SportsNet California
Radio Network Flagship	98.5/102.1 KFOX (KUFJ FM)
Team Photographers	Don Smith, Rocky Widner
P.A. Announcer	Danny Miller
Mascot	S.J. Sharkie
AHL Affiliate	Worcester Sharks
ECHL Affiliate	San Francisco Bulls

SHARKS ICE - SAN JOSE/FREMONT/OAKLAND

General Manager – Oakland Ice Center	Melissa Fitzgerald
Operations Manager – Sharks Ice at San Jose/Fremont	Richard Rocha
Operations Manager – Oakland Ice Center	Gregory Dayton
Director of Skating	Candy Goodson
Director of Hockey	Robert Savoie
Director, Junior Sharks	Curtis Brown
Merchandise Manager	Ron Glasow

Hockey Manager	Tyler Shaffar
Youth Hockey Manager	Matt Adams
Skating Manager - Oakland Ice Center	David Hicks
Operations Manager - Oakland Ice Center	Daniel McNamara
Participation Development Manager	Marjorie Taylor
Office Manager – Sharks Ice at San Jose	Kimberly Saito
Food & Beverage Manager	Dan Anglikowski
Hockey Coach	Nate Weossner
Operations Coordinator – Sharks Ice at Fremont	Casey Maguire
Human Resources Coordinator	Katie Siegmund
Birthday Party Coordinator	Alyssa Stupi

SHARKS FOUNDATION

Sharks Foundation Manager	Jeff Cafuir
Sharks Foundation Coordinator	Kelly Esrey

WORCESTER SHARKS (AHL)

HOCKEY OPERATIONS

General Manager and Alternate Governor	Joe Will
Head Coach	Roy Sommer
Associate Coach	David Cunniff
Video Coaching Assistant	Charlie Townsend
Head Athletic Trainer	Matt White
Head Equipment Manager	Chris Davidson-Adams
Assistant Equipment Manager	Mike Blomgren
Strength & Conditioning Assistant	Ken Hetzel

BUSINESS OPERATIONS

Vice President and Alternate Governor	Jon Gustafson
Sr. Director of Sales and Marketing	Suzanne DeGeorge
Sr. Director of Business and Community Development	Michael Myers
Director of Public Relations & Broadcasting	Eric Lindquist
Merchandise Manager	David Gwozdz
Finance and Ticket Operations Manager	Kristen Mansur
Corporate Sales Account Executive	Mike Murtha
Corporate and Ticket Sales Account Executive	Kristyn Galante
Account Executives	Erin Croce, Sean West, Peter Kelly, Andrew Nawn
Ticket Service Specialist	Amanda Perkins
Community Development Coordinator	Brett Sawin
Marketing and Operations Coordinator	Keith Burkinshaw

SAN JOSE ARENA AUTHORITY

Executive Director	Chris Morrissey
Office Manager	Shelly Wang

ARAMARK SPORTS AND ENTERTAINMENT

Resident District Manager	John Heberden
Director of Premium Services	Dan Tweddle
Director of Concessions	Franklin Meltzer
Merchandise Manager	Patte Dahlin
Warehouse Manager	Henry Galvez
Concessions Manager	Jose Lopez
Human Resources Manager	Vivian Malloy
IT Manager	J.R. Silva
Assistant Human Resources Manager	Raul Sepulveda
Controller	Sisamoune Tran
Executive Chef	Craig Coe
Executive Sous Chef	Rodney Baca
Catering Sales Coordinator	Madelyn Lacayo
Accountant	Eliza Borja, Michelle Nguyen



THE NEXT WAVE

The San Jose Sharks unveiled “The Next Wave” of Sharks home and road uniforms on August 20.

The Next Wave jerseys were designed for optimal performance on the ice. The jerseys use the Reebok Play-Dry Stretch Fabric for comfort and for temperature control. To decrease the weight of the jersey, the shoulder caps were removed, as were the stripes on the body of the jersey. The popular jumping Shark patch will remain on the shoulder.

The home jersey look is clean, focusing on the Sharks primary color, Pacific Teal. Orange accents were removed from the lettering and numbering as well as the arm stripes, leaving the classic crest logo as the centerpiece of the jersey.

The away jersey boasts a crisp look, with the Pacific Teal contrasting against the white fabric. Like the home jersey, the orange stripes and lettering accents were removed to help emphasize the crest logo.

To complete a classic look, neckline lacing was added and neckline striping was removed.

Clean, classic, bold and designed for performance, the Next Wave jerseys will help take the Sharks to the next level this season and many to come.

DRAFT FRONT OFFICE





BUSINESS OPERATIONS



JOHN TORTORA

CHIEF OPERATING OFFICER

John Tortora enters his first season as chief operating officer for Sharks Sports & Entertainment (SSE) after being appointed to his post by SSE's Board of Directors on June 13, 2013.

In his role, Tortora, 44, oversees all aspects of SSE's non-hockey operations with specific oversight of the finance, legal and human resources functions. Tortora reports to and serves as the organization's point person to SSE's Board of Directors.

In addition, Tortora works closely with Executive Vice President and General Manager Doug Wilson to establish and maintain a centralized and collaborative vision for the entire organization encapsulating both hockey and business operations. Tortora also works with the City of San Jose on SAP Center at San Jose and Sharks Ice at San Jose issues. Tortora serves as an alternate governor for the San Jose Sharks to the National Hockey League's Board of Governors and serves as the governor for the Worcester Sharks to the American Hockey League's Board of Governors.

Tortora joined SSE in June 2011 as executive vice president and general counsel where he oversaw all legal matters pertaining to the company. Tortora was responsible for overseeing the legal aspects for all SSE properties and businesses, including the contractual relationships with corporate partners, suite holders, broadcasters, financial institutions, event and service contractors and major service providers.

Prior to joining SSE, Tortora spent 14 years with the National Hockey League (NHL) office in New York, where he most recently was vice president, media.

During his time with the NHL, Tortora developed a strong institutional knowledge of the NHL's governance of media matters and was actively involved in the launch of the NHL Network in Canada in 2001 and then its launch in the United States in 2007. Further, Tortora directed the operation of the *NHL's Center Ice* television package and *NHL GameCenter Live* online package. He worked closely with the NHL's senior management team, as well as the clubs on material media matters, such as facilitating a significant increase of local television revenue for the Canadian clubs by creating exclusive television territories and creating and maintaining a joint venture with the Montreal Canadiens in the sale of French language telecast and entitlement rights throughout Canada.

While with the NHL, Tortora also developed a broad range of experience in the areas of negotiating and analyzing local and national television and radio agreements in Canada and the United States; navigating content rights issues across the digital cable, mobile and broadband platforms; enforcing territorial rights; monitoring and addressing regulatory matters in Ottawa and Washington; partnering with Home Box Office on its inaugural 24/7 series with the Pittsburgh Penguins and the Washington Capitals; and contributing to the Levitt Report prior to the NHL work stoppage in 2004.

After graduating magna cum laude with a degree in accounting from Seton Hall University in 1991, the New Jersey native focused his attention on a sports business and legal career by attending the Seton Hall University School of Law and participating in its active sports law program. While in law school, Tortora wrote a case note on Title IX for publication in Volume 3 of the *Seton Hall Journal of Sport Law* in 1993. Tortora was appointed editor-in-chief of Volume 4 of the Journal during his final year of law school and prior to graduating in 1994. As editor-in-chief, Tortora oversaw the publication of nearly 800 pages of journal articles on sports-law related issues. Following his graduation, Tortora practiced law and also worked with the East Coast Hockey League office in Princeton, New Jersey.

Tortora is a member of the Bars of the states of New Jersey and New York and is a registered in-house counsel with the Bar of the State of California. He also is a member of the Board and the Finance Committee of the San Jose Downtown Association. Tortora, his wife Debbie, and their two children reside in San Jose.



JIM GODDARD

EXECUTIVE VICE PRESIDENT OF BUSINESS AND BUILDING OPERATIONS

A 23-year veteran with Sharks Sports & Entertainment (SSE), the past 15 years as executive vice president and general manager of building operations, Jim Goddard, enters his first season as executive vice president of business and building operations, a position he was appointed to by SSE's Board of Directors on June 13, 2013.

In this role, Goddard will oversee all revenue and marketing operations for SSE, including ticket sales and service; corporate partnerships, which includes suite sales and hospitality; broadcasting; marketing and digital media; event presentation; media and public relations; and fan development. He also will oversee the business operations for the Worcester Sharks, the Sharks American Hockey League affiliate.

Goddard, 64, will also continue to oversee all facets of SAP Center at San Jose's operation, including event booking, guest services, ticket operations, parking, food services, engineering and facility technical operations. He is the point person for discussions between building management and the City of San Jose. Goddard also implements and oversees all building improvements, from the design phase to final construction and sign-off.

In the summer of 2007, Goodard helped implement an ambitious, \$17.5 million capital upgrade project to SAP Center that included a new, multi-level LED scoreboard, LED full-color fascia display, a state-of-the-art seating area sound system, roof-rigging weight capacity increase, a new HDTV control room and an additional concourse level suite. Goddard also oversaw two separate expansion and renovation projects of Sharks Ice at San Jose, which included the addition of a multi-million dollar, 58,000-square foot training and practice facility for the Sharks in August 2000 and a fourth sheet of ice in 2005. The facility is the largest ice facility under one roof west of the Mississippi River.

From 1993-96, he served as vice president of building operations and from 1990-93, Goddard served as San Jose Arena project manager, helping oversee the design and construction of the facility. He represented the Sharks and SAP Center Management interests in working with the City of San Jose, architects, consultants and contractors.

Goddard came to San Jose from Minnesota following a 23-year term of service at the Met Center, home of the Minnesota North Stars, finishing as vice president of Met Center Operations. While at the Met Center, Goddard was involved in all aspects of the management and operation of the facility, working with promoters, tenants, concessionaires and suppliers to ensure a consistent level of superior service was enjoyed by everyone involved with the building.

Goddard attended the University of Minnesota.



JOHN CASTRO

VICE PRESIDENT OF SALES AND SERVICE

John Castro enters his 19th year with Sharks Sports & Entertainment (SSE) and his first as vice president of sales and service, where he oversees sales and service efforts for ticket sales and corporate partnerships for SSE, including the San Jose Sharks, SAP Center Management, Sharks Ice at San Jose (the Sharks official training facility), Sharks Ice at Fremont, Oakland Ice Center operated by Sharks Ice and select SAP Center events.

In addition, he oversees SAP Center's Citrix Suites sales and hospitality staff, and the event presentation department. Castro has spent the last ten seasons as director of ticket sales successfully leading the organization's efforts in all aspects of tickets sales, customer retention and service, database marketing and CRM initiatives, and ticket operations resulting in significant revenue and attendance growth. During his time as director, the Sharks have averaged a 92.4% season ticket renewal rate and have sold out all but two games over the past five seasons, including the last 134 home games entering the 2013-14 season. In addition, Castro served as an alpha client in the development of Ticketmaster's dynamic pricing tool Pricemaster.

Prior to his role as director of ticket sales, he served the role of account sales manager from 1999-2003 and ticket operations manager from 1995-1999.

Castro, 40, resides in San Jose with his wife, Cyndi, and their two children, Isabelle and Samuel.



KEN CAVENEY

VICE PRESIDENT OF FINANCE

Ken Caveney begins his 12th year as vice president of finance for Sharks Sports & Entertainment (SSE) and has been associated with the organization for more than 22 years. He has been employed by the organization since 1994, previously serving as tax manager and director of finance.

Caveney, 46, directs the financial reporting environment for all of SSE's properties including compliance with National Hockey League and City of San Jose reporting requirements. In addition, Caveney is responsible for the tax, budgeting, forecasting and financial modeling processes for the company.

From 1991-93, Caveney provided consultation services to the Sharks while with Deloitte & Touche, LLP. In 1993, he became recognized as a Certified Public Accountant in California.

Caveney has served as a volunteer consultant for more than 20 years through Junior Achievement's Applied Economics program, having worked in classrooms at various San Jose high schools including Pioneer, Santa Teresa, Gunderson and Valley Christian.

Born in San Francisco, Caveney was raised in Salinas. He earned an associate's degree from Hartnell College, a bachelor's in business from Cal Poly at San Luis Obispo and a master's degree in taxation from San Jose State University. Caveney currently serves on Cal Poly's Accounting and Law Advisory Council.



FIONA OW GIUFFRE

VICE PRESIDENT, PEOPLE

Fiona Ow Giuffre, a human resources professional with over 18 years experience in the field, enters her second season as vice president, people at Sharks Sports & Entertainment (SSE). Giuffre oversees SSE's human resources operations and organization development programs, as well as leadership development and talent management.

Prior to joining SSE, Giuffre spent nine years as director, HR business partners with Verisign, where she was responsible for leading and contributing to development and delivering on key talent, management and organization transformation initiatives.

Giuffre has also worked in the human resources field with other Silicon Valley companies.

She holds a degree in psychology from Santa Clara University.



JON GUSTAFSON

VICE PRESIDENT, SHARKS ICE & WORCESTER SHARKS

Jon Gustafson enters his first season as vice president of Sharks Ice and the Worcester Sharks.

In his new role, Gustafson oversees all business operations for the Worcester Sharks of the American Hockey League, including ticket sales, marketing, corporate partnerships, public and community relations.

He is also responsible for overseeing all areas of operation for the Sharks Ice family of ice rinks, including Sharks Ice at San Jose, Sharks Ice at Fremont and the Oakland Ice Center, operated by Sharks Ice.

In addition, he is responsible for the merchandise operations for all of SSE's properties, including the San Jose Sharks, Worcester Sharks and Sharks Ice facilities.

Since 2000, Gustafson, 44, has served as general manager of the family of Sharks Ice rinks. Under his leadership, the operation has grown from one facility with two ice sheets to three facilities with seven ice sheets and increased revenues ten-fold. In June, the Jr. Sharks youth ice hockey program, which was founded by Gustafson and operates out of Sharks Ice, was named as a USA Hockey Model Program, one of only four programs in the U.S. to receive the honor.

Gustafson, who serves on the board of directors for USA Hockey and the International Ice Skating Institute, works closely with organizations such as USA Hockey, USHL, NAHL, ISI and USF to bring national and world hockey events to San Jose. In March, Sharks Ice hosted the 2013 USA Hockey Girls and Women's National Championships, the latest in a long line of national events to select the facility as the home for their events. In 2009, Gustafson was named the International Ice Skating Institute's "Facility Operator of the Year."

From 1996-1999, Gustafson served as general manager and vice president of operations for the San Jose Rhinos of Roller Hockey International (RHI). The team, which played their home games at SAP Center at San Jose, won the Murphy Cup as league champions in 1995 and Gustafson was named RHI "Executive of the Year" in 1999.

A former goaltender, Gustafson spent five seasons playing with various teams in the AHL, ECHL, CHL, WCHL and IHL. On April 15, 1992, he dressed as the back-up goaltender to Grant Fuhr for the Toronto Maple Leafs at Maple Leaf Gardens in a 4-2 win over the New York Rangers. The Fort Frances, Ontario native also played collegiately for four seasons at Colorado College.



RICH SOTELO

VICE PRESIDENT OF BUILDING OPERATIONS

Rich Sotelo enters his 21st year with Sharks Sports & Entertainment (SSE) and his 14th as vice president of building operations. From 1995-99, he served as director of operations for San Jose Arena Management.

Sotelo, 56, oversees various aspects of SAP Center at San Jose's building operations department, including audio/visual, engineering, security, conversion, cleaning, facility enhancements and construction projects. In addition, Sotelo is responsible for coordinating the facility's emergency response contingency planning and, utilizing his past knowledge and involvement with labor union negotiations, he is SAP Center at San Jose's liaison and main negotiator in handling all collective bargaining agreements with various unions.

With a 30-plus year background in engineering and facility operations, Sotelo, who began his career at San Jose Arena after initially being hired in 1993 by Johnson Controls, also possesses an intricate understanding of the building's inner workings. He has extensively handled equipment and facility shutdown, developed a vast knowledge of arena equipment and facilities, implemented the process to inspect and catalog all equipment locations and continues to monitor all maintenance needs.

His experience was invaluable in managing SAP Center at San Jose improvement projects such as the installation of dehumidification equipment and the challenging placement of the SAP Center signs that adorn both entrances and the roof.

In the summer of 2007, Sotelo oversaw the ambitious, \$17.5-million capital upgrades project to HP Pavilion that included the new, multi-level Daktronics LED scoreboard, LED full color fascia display, a state-of-the-art seating area sound system, acoustic panels, roof-rigging weight capacity increase, a new HDTV control room and an additional concourse level suite.

More recently, Sotelo oversaw the building of the new Ice Bar, the installation new digital pendant displays, multiple concession stand upgrades on the concourse level and the Bloom Energy Fuel Cell project in 2012.

In addition to onsite building projects, he worked on and oversaw two separate expansion and renovation projects of Sharks Ice at San Jose, which included the addition of a multi-million dollar, 58,000-square foot training and practice facility for the Sharks in August 2000 and a fourth sheet of ice in 2005. The facility is now the largest ice facility under one roof west of the Mississippi River. In addition, the facility added Stanley's, a 5,400 square-foot sports bar which overlooks three of the four ice surfaces and boasts 11 flat-screen plasma televisions and a state-of-the-art sound system.

A native Californian, Sotelo was raised in San Leandro and attended Chabot College in Hayward. Sotelo is on the board of directors for the San Jose Sports Hall of Fame and the Facility Operations Managers Association.



HOCKEY OPERATIONS



DOUG WILSON

EXECUTIVE VICE PRESIDENT AND GENERAL MANAGER

Since being named the team's executive vice president and general manager on May 13, 2003, Doug Wilson has strategically built the San Jose Sharks into one of the National Hockey League's top franchises through strong drafting, shrewd trades and timely free agent signings.

In his nine seasons in charge of the Sharks hockey department, Wilson has guided the team to its most successful era since the franchise's inception, capturing a Presidents' Trophy (2009), five Pacific Division titles and advancing to the Western Conference Final on three occasions (2004, 2010, 2011).

In his tenure as general manager, only the Detroit Red Wings have appeared in more Stanley Cup Playoff rounds (21) than San Jose (19).

During that span, the Sharks rank second in the NHL in regular season points (906 points, 407-205-92 record) and are second in wins among all NHL teams.

Prior to the shortened 2012-13 season, the Sharks posted eight consecutive 40+ win seasons (tied for second-most among all NHL teams) and also had seven consecutive seasons (2003-2011) of 99 points or higher. Over an eight-year span from 2003-2012, the Sharks averaged 106 points per season.

Wilson's focus in team-building is forging the team through drafting and development, retaining the organization's key players and making the Sharks organization a place that players want to come and play. Beginning with the 2003 NHL Draft, Wilson's first as general manager, through 2011, Sharks draft selections have played the third-most games of any NHL team's draft picks (4,658) and posted the fifth-most points (1,977) in that span, despite the organization having the lowest average draft position of any NHL team (138th).

In his current role, Wilson, 56, has overall authority regarding all of Sharks Sports & Entertainment's hockey-related operations. He oversees all player personnel decisions, negotiates player contracts, coordinates the efforts of the team's scouting department, leads the team in its draft day preparation and administers the club's player evaluation process at all professional, minor and junior levels.

Wilson serves as one of the franchise's alternate governors to the NHL's Board of Governors.

In his previous role as the franchise's director of pro development (1997-03), Wilson's responsibilities included evaluating talent at all professional and minor league levels and continuous assessment of the Sharks roster and reserve list. In addition, he provided valuable input assisting in the club's player development programs and consulting with the hockey department on all major personnel issues, special assignments and contract negotiations.

Working closely with the entire hockey department, Wilson played a major role in creating a positive atmosphere in the dressing room and on-the-ice attractiveness to obtaining and retaining veteran free agents during the team's re-building period such as Vincent Damphousse, Mike Ricci, Gary Suter, Scott Thornton and Mike Vernon.

From 1993-97, Wilson was an integral member of the NHLPA. A past president of the NHLPA, he also served as coordinator of player relations and business development, where he was primarily responsible for overseeing player relations, the development of business ventures and managing international affairs.

Wilson sat on the board of the Canadian Hockey Association and has extensive experience in talent evaluation. He served as management consultant for Canada's entries in the 1994, 1995, 1996 and 1997 World Junior Championship tournaments — resulting in four consecutive gold medal finishes and also served on the management team for Canada's entry in the 1998 Winter Olympic Games.

Wilson draws on a vast amount of hockey knowledge and expertise throughout his on-and-off the ice experiences. His older brother, Murray, played seven NHL seasons, capturing four Stanley Cup Championships with the Montreal Canadiens (1973, 1976-78) as a teammate of Sharks current associate coach Larry Robinson. As a member of the Ontario Hockey League's Ottawa 67s, Wilson played for Hall of Famer Brian Kilrea, junior hockey's all-time winningest coach. During his tenure with the Chicago Blackhawks, Wilson was a teammate of NHL legend Bobby Orr and a roommate with Hockey Hall of Famer Stan Mikita.

In 2004, Wilson participated in the NHL Game Committee, a panel of players, coaches, executives and media responsible for examining all aspects of the game. The committee, which initially met during the offseason, included Hall of Fame Coach Scotty Bowman and Pittsburgh Penguins Chairman of the Board Mario Lemieux, among others.

As a player, following a stellar junior career with the Ottawa 67s, the Ottawa, Ontario native was a first round draft choice (sixth overall) by the Chicago Blackhawks in 1977. He played 16 NHL seasons, primarily with Chicago, before finishing his career in San Jose. In 1,024 NHL games, he posted 827 points (237 goals, 590 assists) which ranks 15th among defensemen on the NHL's all-time scoring list. In 1982, he was the winner of the James Norris Memorial Trophy, symbolic of the League's top defenseman, when he tallied 85 points. His 39 goals that season are the fourth-most ever scored by an NHL defenseman.

Wilson ranks fifth on the Blackhawks all-time points (779) and games played lists (938), and among defensemen, he ranks first in points, goals (225; 12th overall) and assists (554; third overall). He led all Blackhawks defensemen in scoring for eight consecutive seasons (1980-81 thru 1989-90).



He was selected to eight NHL All-Star Games (seven with Chicago and one with San Jose) and while with Chicago, Wilson was named as an NHL First Team All-Star in 1982 and twice was named as an NHL Second Team All-Star (1985 and 1990).

In addition, he played in 95 career playoff games with Chicago and scored 80 points (19 goals, 61 assists).

Acquired by San Jose just prior to the Sharks inaugural season in 1991, Wilson brought instant credibility and respect to the young franchise. He played two seasons for the Sharks, serving as the organization's first captain and scoring 48 points (12 goals, 36 assists) in 86 games.

Additional highlights from Wilson's Sharks career include being the team's first representative in an All-Star Game (1991-92), playing in his NHL-milestone 1,000th game on Nov. 21, 1992 (77th player in League history) and twice being named (1992 and 1993) the Sharks nominee for the King Clancy Award, presented for leadership and humanitarian contributions both on-and-of the ice.

Wilson announced his retirement as a member of the Sharks during training camp in 1993-94.

In 2004, Wilson was named to the Positive Coaching Alliance's National Advisory Board. Positive Coaching Alliance is a

national non-profit developing "Better Athletes, Better People" by working to provide all youth and high school athletes a positive, character-building youth sports experience.

Wilson was inducted into the Chicago Sports Hall of Fame in September 1999. He also formerly served on the board of directors for the NHL's Alumni Association.

In October 1998, the Ottawa 67s honored his stellar career by retiring his No. 7 sweater and inducting him into the Ottawa Sports Hall of Fame.

Wilson and his wife, Kathy, have four children: Lacey, Doug, Chelsea and Charlie.

PLAYING CAREER OF DOUG WILSON

SEASON	CLUB	LEAGUE						PLAYOFFS				
			GP	G	A	PTS	PIM	GP	G	A	PTS	PIM
1974-75	Ottawa	OHA	55	29	58	87	75	7	2	3	5	6
1975-76	Ottawa	OHA	58	26	62	88	142	12	5	10	15	28
1976-77	Ottawa	OHA	43	25	54	79	85	15	4	20	24	34
1977-78	Chicago	NHL	77	14	20	34	72	4	0	0	0	0
1978-79	Chicago	NHL	56	5	21	26	37	—	—	—	—	—
1979-80	Chicago	NHL	73	12	49	61	70	7	2	8	10	6
1980-81	Chicago	NHL	76	12	39	51	80	3	0	3	3	2
1981-82	Chicago	NHL	76	39	46	85	54	15	3	10	13	32
1982-83	Chicago	NHL	74	18	51	69	58	13	4	11	15	12
1983-84	Chicago	NHL	66	13	45	58	64	5	0	3	3	0
1984-85	Chicago	NHL	78	22	54	76	44	12	3	10	13	12
	Canada	Canada Cup	7	2	1	3	4	—	—	—	—	—
1985-86	Chicago	NHL	79	17	47	64	80	3	1	1	2	2
1986-87	Chicago	NHL	69	16	32	48	36	4	0	0	0	0
	NHL All-Stars	RdV'87	2	1	1	2	0	—	—	—	—	—
1987-88	Chicago	NHL	27	8	24	32	28	—	—	—	—	—
1988-89	Chicago	NHL	66	15	47	62	69	4	1	2	3	0
1989-90	Chicago	NHL	70	23	50	73	40	20	3	12	15	18
1990-91	Chicago	NHL	51	11	29	40	32	5	2	1	3	2
1991-92	San Jose	NHL	44	9	19	28	26	—	—	—	—	—
1992-93	San Jose	NHL	42	3	17	20	40	—	—	—	—	—
	Sharks Totals		86	12	36	48	66	—	—	—	—	—
	NHL Totals		1024	237	590	827	830	95	19	61	80	86

Drafted by Chicago in 1977 (1st round, 6th overall). **Traded by Chicago to San Jose in exchange for Kerry Toporowski and a second round selection (27th overall) in the 1992 NHL Entry Draft, Sept. 6, 1991.** Retired, Sept. 10, 1993.

HONORS: OHA First All-Star Team (1977), NHL First All-Star Team (1982), James Norris Trophy (NHL's top defenseman, 1982), NHL Second All-Star Team (1985 and 1990), NHL All-Star Game (1982-86, 1990 and 1992).



WAYNE THOMAS

VICE PRESIDENT AND ASSISTANT GENERAL MANAGER

Wayne Thomas recently completed his 17th season as assistant general manager and his 12th as vice president, providing Executive Vice President and General Manager Doug Wilson with an experienced, versatile and valuable assistant.

Thomas, 65, is well versed in all aspects of the National Hockey League, garnering experience from his more than 40 years of being a player, head coach, assistant coach, advance scout and executive. Before his promotion in March 1996, he was in his third season as Sharks assistant coach and assistant to the general manager.

An Ottawa, Ontario native, Thomas is intimately involved with all aspects of the Sharks on- and off-ice operations, evaluating players on the Sharks reserve list with special emphasis on goaltenders, scouting other NHL teams and taking an active role in other player personnel matters.

For the past nine seasons, Thomas has also taken on a more advanced, day-to-day role in working with the Sharks goaltenders on-and-off the ice. He also oversees the work of Goaltending Development Coach Corey Schwab, who assists in working with the Sharks goaltenders in San Jose and with Sharks prospects in Worcester, San Francisco and other amateur leagues.

Thomas serves an important role as a liaison between the coaches, training staff and the hockey department, facilitates the interaction of hockey department personnel within the organization, coordinates the construction of the NHL pre- and regular season schedules, assists the efforts of the Sharks scouting staff and coordinates a variety of front office administrative matters.

Under Thomas' direct supervision and following the franchise's goal of developing players from the Worcester Sharks, San Jose's top development affiliate in the American Hockey League, Worcester has produced a number of key players on the Sharks current roster which were acquired through the NHL Draft or as unsigned free agents, including Logan Couture, Joe Pavelski, Justin Braun, Matt Irwin, Jason Demers, Andrew Desjardins and Tommy Wingels.

Reinforcing the link between the Sharks and their drafting and development system through the American Hockey League, from 2003-2012 the Sharks draft selections played the second-most games of any NHL team's draft picks (4,078), despite the organization having the lowest average draft position of any NHL team during that span (137.96). In his role as Sharks assistant coach from 1993-96, Thomas assisted with game strategy, advance scouting of opponents and performed individual work with the Sharks goaltenders. In addition, he collaborated with the general manager on a year-round basis regarding administrative matters.

Thomas joined the Sharks coaching and management staff for the 1993-94 season after spending three seasons (1990-93) as an assistant coach with the St. Louis Blues. Thomas also served in that capacity with the Chicago Blackhawks in 1987-88 and was head coach at Peoria (International Hockey League) from 1988-90 and at Salt Lake City from 1985-87. His 1985-86 squad captured the IHL's Turner Cup Championship.

A former NHL goaltender, his playing career consisted of 243 games over nine seasons, posting a 103-93-34 record with Montreal, Toronto and the New York Rangers. In his rookie season, Thomas was a member of the Canadiens 1972-73 Stanley Cup Championship squad. Additional career highlights included being selected to and getting the win at the 1976 NHL All-Star Game as a member of the Maple Leafs, posting 10 career shutouts — including one in his first NHL start — and a lifetime goals-against average of 3.34. After his retirement in 1981, Thomas spent four seasons as an assistant coach with the Rangers.

Thomas has a bachelor's degree in physical education from the University of Wisconsin, where he played three years of hockey from 1967-70.



JOE WILL

ASSISTANT GENERAL MANAGER, SAN JOSE SHARKS
GENERAL MANAGER, WORCESTER SHARKS

Joe Will begins his third season as assistant general manager for the San Jose Sharks and his first as general manager of the Worcester Sharks.

In San Jose, Will works closely with Executive Vice President and General Manager Doug Wilson on all daily departmental functions and his primary responsibilities include contract research and negotiations, scouting operations, fiscal planning, salary cap analysis and hockey administration. He's the lead coordinator and planner for the Sharks training camp scouting meetings and scouting conference calls each season.

In addition, as general manager of the Worcester Sharks, he will oversee all the hockey operations for the Sharks American Hockey League affiliate, including player evaluation, player contracts, and player recall and reassignments. One of his most important duties involves the tracking, analyzing and projecting of the team's player payroll relative to the current and future National Hockey League salary cap to give the team the financial flexibility to ice a championship-caliber team each season.

Will, 49, also works with the organization's professional scouts and management team in player research for expansion, waivers, free agency and trades. His expert analysis of economic trends in the NHL has led to the Sharks acquisition and retention of several key veteran players over his time with the club.

Prior to his current roles, Will served as the team's director of hockey operations from 2004-2011. A member of the Sharks organization since the franchise's inception in July 1990, he has also previously served as assistant to the general manager and scouting coordinator.

The Bloomington, Minn. native also works with Director of Scouting Tim Burke in the development and implementation of draft prospect testing, draft table operations and computer scouting analysis. Will is an integral part of the team's draft-day strategy. Without his coordinating efforts, the team would not have drafted 2001 Calder Memorial Trophy winner Evgeni Nabokov in 1994. In addition, he developed the Sharks computer scouting program that pioneered the advent of scouting programs now used throughout the NHL.

Prior to joining San Jose, Will spent six years in the Minnesota North Stars organization in various capacities.





TODD McLELLAN

HEAD COACH

Few coaches have been as successful as Todd McLellan during their first five seasons behind an NHL bench.

Since being named head coach of the Sharks on June 12, 2008, McLellan has posted a 220-108-48 record, the third-best points percentage of any NHL team in that span.

Under his leadership, the Sharks have posted four 40-plus win seasons, had three 100-point seasons, captured a Presidents' Trophy (2009), three Pacific Division titles and made back-to-back appearances in the Western Conference Final (2010, 2011).

In 2012-13, McLellan became the second-fastest NHL coach to reach 200 career wins (333 games) and no head coach in NHL history won more games in their first four seasons behind the bench than the 195 collected by McLellan from 2008-2012.

He became the franchise's all-time winningest coach with his 207th victory on March 14 vs. Los Angeles, surpassing Ron Wilson.

In 2010, he became just the third coach in National Hockey League history to record 50-plus wins in his first two seasons.

In his first season as an NHL head coach, McLellan, 46, was named as a finalist for the Jack Adams Trophy and became just the sixth rookie NHL coach (and first since 1990) to lead his team to the Presidents' Trophy for the best overall regular season record (53-18-11). Only Tom Johnson's 1970-71 Boston Bruins won more home games (33) than McLellan's Sharks (32) and the team's 53 wins placed him tied for second behind Johnson (57 wins) for most overall coaching wins by a rookie head coach. In addition, McLellan's .713 points percentage ranks third all-time among first year bench bosses with at least 80 games coached.

That year, the Sharks collected 52 points through the first 30 games of the season (32-5-4, an NHL record) and began the season 20-0-2 at HP Pavilion. They were the only team in the League to be in the top-five of each of the following categories: power play (third, 24.2 percent), penalty kill (fifth, 83.3), shots for (third, 33.2), shots against (first, 27.2) and face-offs (second, 53.8).

He has twice been tabbed to serve as head coach for one of the NHL's All-Star Squads (2012-Team Alfredsson; 2009-Western Conference).

Prior to joining San Jose, McLellan spent three seasons as an assistant coach under Mike Babcock with the Detroit Red Wings. During that span, no NHL team won more games (162) or earned more standings points (352) than Detroit. One of McLellan's key responsibilities was working with the Red Wings power play, which finished third in the NHL in 2007-08 (20.7) and first in 2005-06 (22.1).

In his eight seasons coaching in the NHL with San Jose and Detroit, McLellan's teams have won one Stanley Cup (2008 with Detroit), three Presidents' Trophies (2006 and 2008 with Detroit – finishing second overall in 2007, tying the Buffalo Sabres for first in points (113) but having three fewer wins – and 2009 with San Jose), four appearances in the Western Conference Final (2007, 2008 with Detroit and 2010, 2011 with San Jose) and six division titles.

Prior to being hired in Detroit, McLellan spent four seasons as head coach of the Houston Aeros in the American Hockey League, including capturing the 2003 Calder Cup Championship. Under his guidance, McLellan led the Aeros to a 154-111-37-18 mark (.567 winning percentage). He was named 2003 Minor Coach of the Year by The Hockey News and also was selected to coach two AHL All-Star Games during his tenure in Houston.



In 2000-01, he was the head coach of the Cleveland Lumberjacks of the International Hockey League, posting a 43-32-7 record.

From 1994-95 through 1999-00, McLellan coached the Swift Current Broncos of the Western Hockey League, where he also served as general manager in his final four seasons. He was named 2000 WHL Coach of the Year and 1997 WHL Executive of the Year. The team captured division titles in 1996 and 2000.

In his 19 years of serving as a head and assistant coach, McLellan's teams have never missed the postseason.

McLellan, a native of Melville, Saskatchewan, played his junior hockey with Saskatoon (WHL) and was drafted by the New York Islanders in the fifth round (106th overall) in the 1986 NHL Entry Draft. He played parts of two seasons with Springfield in the AHL and played in five games with the Islanders in 1987-88, posting two points (one goal, one assist) before a shoulder injury ended his career.

He serves on the Positive Coaching Alliance's (PCA) National Advisory Board. Positive Coaching Alliance is a national non-profit developing "Better Athletes, Better People" by working to provide all youth and high school athletes a positive, character-building youth sports experience.

McLellan and his wife, Debbie, have two sons: Tyson and Cale.

HEAD COACHING RECORD OF TODD McLELLAN

SEASON	TEAM	LGE	REGULAR SEASON						PLAYOFFS		
			W	L	T	O/T	W%	P%	W	L	W%
1994-95	Swift Current	WHL	31	34	7	--	.430	.479	2	4	.333
1995-96	Swift Current	WHL	36	31	5	--	.500	.534	2	4	.333
1996-97	Swift Current	WHL	44	23	5	--	.611	.645	6	4	.600
1997-98	Swift Current	WHL	44	19	9	--	.611	.673	7	5	.583
1998-99	Swift Current	WHL	34	32	6	--	.472	.513	2	4	.333
1999-00	Swift Current	WHL	47	18	4	3	.652	.701	6	6	.500
2000-01	Cleveland	IHL	43	32	0	7	.524	.567	0	4	.000
2001-02	Houston	AHL	39	26	10	5	.487	.581	8	6	.571
2002-03	Houston*	AHL	47	23	7	3	.587	.650	15	8	.652
2003-04	Houston	AHL	28	34	14	4	.350	.462	0	2	.000
2004-05	Houston	AHL	40	28	6	6	.500	.575	1	4	.200
2008-09	San Jose ¹	NHL	53	18	-	11	.646	.713	2	4	.333
2009-10	San Jose	NHL	51	20	-	11	.622	.689	8	7	.533
2010-11	San Jose	NHL	48	25	-	9	.585	.640	9	9	.500
2011-12	San Jose	NHL	43	29	-	10	.524	.585	1	4	.200
2012-13	San Jose	NHL	25	16	-	7	.520	.590	7	4	.640
NHL TOTALS			220	108	-	48	.590	.650	27	28	.490

¹ = won Presidents' Trophy

* — won AHL Championship

ASSISTANT COACHING RECORD OF TODD McLELLAN (UNDER MIKE BABCOCK)

Season	Team	LGE	REGULAR SEASON						PLAYOFFS		
			W	L	T	OTL	W%	P%	W	L	W%
2005-06	Detroit	NHL	58	16	0	8	.707	.756	2	4	.333
2006-07	Detroit	NHL	50	19	0	13	.609	.689	10	8	.555
2007-08	Detroit*	NHL	54	21	0	7	.658	.701	16	6	.727

* — won Stanley Cup

PLAYING CAREER OF TODD McLELLAN

SEASON	TEAM	LGE	REGULAR SEASON					PLAYOFFS				
			GP	G	A	PTS	PIM	GP	G	A	PTS	PIM
1983-84	Saskatoon	WHL	50	8	14	22	15	--	--	--	--	--
1984-85	Saskatoon	WHL	41	15	35	50	33	3	1	0	1	0
1985-86	Saskatoon	WHL	27	9	10	19	13	13	9	3	12	8
1986-87	Saskatoon	WHL	60	34	39	73	66	6	1	1	2	2
1987-88	NY Islanders	NHL	5	1	1	2	0	--	--	--	--	--
	Springfield	AHL	70	18	26	44	32	--	--	--	--	--
1988-89	Springfield	AHL	37	7	19	26	17	--	--	--	--	--
NHL TOTALS			5	1	1	2	0	--	--	--	--	--



LARRY ROBINSON

ASSOCIATE COACH

Universally recognized as one of the top defensemen to ever play in the National Hockey League, Larry Robinson enters his second season as associate coach on Todd McLellan's staff.

Robinson spent 2010-2012 as an assistant coach with the New Jersey Devils, where the team advanced to the 2012 Stanley Cup Final. He was also an assistant coach with New Jersey during their 1995 and 2003 Stanley Cup Championship seasons.

Robinson served as head coach for the Los Angeles Kings from 1995-99 and for the New Jersey Devils from 1999-2002 and in 2005-06. He led the Devils to a Stanley Cup Championship in 2000 and the Stanley Cup Final in 2001, before falling to the Colorado Avalanche in seven games.

Inducted as a player into the Hockey Hall of Fame in 1995, Robinson spent 20 NHL seasons with the Montreal Canadiens and Los Angeles Kings. He twice won the James Norris Trophy (1977 and 1980) as the NHL's most outstanding defenseman and won the Conn Smythe Trophy (1978) as the most valuable player in the Stanley Cup Playoffs.

Robinson won six Stanley Cups as a player with Montreal (1973, 1976, 1977, 1978, 1979 and 1986) and holds the NHL record for playing 20 consecutive seasons in the playoffs, 17 of them with the Canadiens. In total, his name appears on the Stanley Cup nine times as a player, head coach and assistant coach.

A ten-time NHL All-Star, Robinson also had a distinguished international career playing for Team Canada in the 1976, 1981 and 1984 Canada Cup (he was Sharks GM Doug Wilson's defense partner in 1984). He was named to the NHL First All-Star Team and NHL Second All-Star Team three times each.

In 1384 regular season games with Montreal and Los Angeles, Robinson posted 958 points (207 goals, 751 assists) and 793 penalty minutes. Among all-time NHL defensemen, he ranks ninth in points and assists, and 13th in games played. His +730 plus/minus rating is the highest among any player in NHL history (the second place player, Ray Bourque, is more than 200 points lower with a +528).

Other career honors include: Ranked 24th on *The Hockey News'* list of the 100 Greatest Hockey Players (1998); Inducted into the Ottawa Sports Hall of Fame (2000); Inducted into the Canada Sports Hall of Fame (2004); Had his No. 19 retired by the Canadiens (2007); Named Best Defenseman in Montreal Canadiens history at the team's 100th Anniversary celebration on Dec. 4, 2009.



JIM JOHNSON

ASSISTANT COACH

Jim Johnson enters his second season as an assistant coach on Todd McLellan's staff in San Jose.

A 14-year NHL defenseman, Johnson, 50, also served as an assistant coach on Dale Hunter's staff with the Washington Capitals during the 2011-12 season. He has also served as an assistant coach with the Tampa Bay Lightning in 2010 and interim assistant coach of the Phoenix Coyotes in 1999-00.

Prior to coming to Washington in 2011, Johnson coached for Switzerland's HC Lugano. While working with the Tampa Bay Lightning organization, he also served as the head coach for the American Hockey League's Norfolk Admirals during the 2009-10 season and as development coach for the Lightning in 2008-09.

Johnson also spent three seasons (2000-2002) as an assistant coach with the U.S. National Junior Team and served as development coach in 1999.

A stay-at-home defenseman in his playing days, Johnson had a standout career at the University of Minnesota-Duluth (UMD) and was signed by the Pittsburgh Penguins as a free agent in 1985. Johnson played 829 NHL games with Pittsburgh, Minnesota/Dallas, Washington and Phoenix, posting 195 points (29 goals, 166 assists) and 1197 penalty minutes before suffering a career-ending concussion in the 1997-98 season.

In Oct. 2012, Johnson was inducted into UMD's Hall of Fame.

Johnson also represented the United States at four World Championships (1985, 1986, 1987 and 1990) and one Canada Cup (1991).

The native of New Hope, Minnesota is also a co-founder/partner in flexxCOACH along with several former NHL players and coaches. flexxCOACH delivers online coaching education programs for youth sports coaches.



JAY WOODCROFT

ASSISTANT COACH

Jay Woodcroft begins his sixth season in San Jose as an assistant coach and ninth in the National Hockey League.

Prior to joining the Sharks, Woodcroft, 36, spent three seasons alongside Sharks Head Coach Todd McLellan on the Detroit Red Wings coaching staff (2005-08), including their 2008 Stanley Cup Championship season.

In eight seasons in the NHL, Woodcroft has been a part of teams that have won 382 regular season games, five Western Conference regular season titles, three Central Division and three Pacific Division Championships, three Presidents' Trophies, 55 playoff games and a Stanley Cup.

Woodcroft joined the Red Wings following a six-year minor league career. He spent the 2004-05 season in Germany playing for the Stuttgart Wizards and, in his career, played with the Corpus Christi Rayz (CHL), Flint Generals (UHL), Anchorage Aces (WCHL), Missouri River Otters (UHL) and Jackson Bandits (ECHL).

The Toronto, Ontario native spent four seasons on a full scholarship with the University of Alabama-Huntsville, where he was an Academic All-American and graduated summa cum laude with a degree in finance.

Woodcroft and his wife, Jaclynn, reside in San Jose.



COREY SCHWAB

GOALTENDING DEVELOPMENT COACH

Former National Hockey League goaltender and Stanley Cup-winner Corey Schwab enters his sixth season as the goaltending development coach for the San Jose Sharks.

Schwab, 42, works with all goaltenders in the Sharks organization from the NHL, AHL, ECHL, college, and Canadian and United States junior leagues. He works closely with and reports to Wayne Thomas, whose responsibilities as the vice president and assistant general manager of the San Jose Sharks include coaching the goaltenders at the NHL and AHL level.

Schwab spent three seasons (2005-08) as associate goaltending coach and scout for the Tampa Bay Lightning, where he worked with Tampa Bay assistant coach and former NHL goaltender Jeff Reese, and worked with the organization's goaltenders in Springfield (AHL), Norfolk (AHL) and Johnstown (ECHL), as well as the organization's goaltending prospects.

The North Battleford, Saskatchewan native also served as one of the team's goaltending scouts and collected detailed information on all other team's goaltenders and goaltending prospects while assisting with scouting draft-eligible goaltenders.

A veteran of 147 regular season games with New Jersey, Tampa Bay, Vancouver and Toronto over his eight-year NHL career, Schwab posted a 42-63-13 record with a 2.89 goals-against average and a .896 save percentage, along with six shutouts.

Schwab was a member of the 2003 Stanley Cup Champion New Jersey Devils as well as the 1995 Calder Cup Champion Albany River Rats. Schwab shared the Harry (Hap) Holmes Award as the AHL's top goalie in the regular season, as well as the Jack A. Butterfield trophy as Calder Cup playoff MVP.

Schwab and his wife, Debbie, have two sons: Austin and Brady.



MIKE RICCI

DEVELOPMENT COACH

One of the most beloved players to ever don a Sharks sweater, Mike Ricci enters his sixth season as development coach following one season as an advisor to San Jose's hockey operations department.

In this role, Ricci, 42, works with Head Coach Todd McLellan and his staff to provide on-ice instruction and assistance when the team is at home and will also work closely with Scout Bryan Marchment, visiting and working with the Sharks prospects in Worcester and various junior teams.

Ricci finished his stellar, 16-year National Hockey League career in 2007 after notching 605 points (243 goals, 362 assists) and 979 penalty minutes in 1,099 games with Philadelphia, Quebec/Colorado, San Jose and Phoenix. He also added 66 points (23 goals, 43 assists) in 110 Stanley Cup Playoff games. Ricci won a Stanley Cup with Colorado in 1996.

His 263 points (101 goals, 162 assists) with San Jose ranks 10th on the Sharks all-time list and his 529 games place him sixth all-time. In 59 Stanley Cup Playoff games with San Jose, Ricci ranks tied for eighth on the franchise's all-time list with 33 points (14 goals, 19 assists).

Ricci was originally selected by the Philadelphia Flyers in the first round (fourth overall) of the 1990 NHL Entry Draft. In June 1992, he was part of the blockbuster trade between Philadelphia and the Quebec Nordiques that saw the Flyers trade Ricci, Ron Hextall, Peter Forsberg, Steve Duchesne, Kerry Huffman, Chris Simon, first round selections in the 1993 and 1994 NHL Entry Drafts and \$15 million to the Nordiques in exchange for Eric Lindros.

Ricci was acquired by the Sharks on Nov. 21, 1997, along with a second round selection in the 1998 NHL Entry Draft, in exchange for Shean Donovan and a first round selection in the 1998 NHL Entry Draft.



TIM BURKE

DIRECTOR OF SCOUTING

Director of Scouting Tim Burke enters his 17th season as the head of the Sharks scouting department.

Burke, 58, coordinates and oversees the Sharks efforts in the National Hockey League's annual draft while working closely with Executive Vice President and General Manager Doug Wilson and his staff. In addition to being the principal decision maker at the draft table, Burke is also responsible for evaluating amateur talent at every level in all North American and European leagues and supervises all aspects of the club's amateur scouting efforts.

Burke's hard work and keen decision making, coupled with the talents of his competent staff at evaluating players, has produced admired results. Burke's selection process has helped the Sharks create a solid foundation of talented players from which to build the franchise around — including Patrick Marleau (1997), Joe Pavelski (2003), Marc-Edouard Vlasic and Alex Stalock (2005), Justin Braun (2007), Logan Couture (2007), Jason Demers, Harri Sateri and Tommy Wingels (2008) and Tomas Hertl (2012).

Beginning with the 2003 NHL Draft, Doug Wilson's first as general manager, through 2011, Sharks draft selections have played the third-most games of any NHL team's draft picks (4,658) and posted the fifth-most points (1,977) in that span, despite the organization having the lowest average draft position of any NHL team during that span (138th).

A member of the Sharks scouting department since the 1992-93 campaign, Burke was promoted to his current position on June 4, 1996. Before his promotion, Burke served as director of professional scouting from 1992-96 and evaluated talent throughout all North American professional leagues and assisted with amateur scouting.

From 1987-92, he spent five seasons in the New Jersey Devils organization, serving in several capacities, including as a Devils assistant coach, head coach for the American Hockey League's Utica Devils and as a pro scout. Burke was also an assistant coach at Princeton University from 1984-86.

A former defenseman, Burke was selected by the Montreal Canadiens in the seventh round (124th overall) of the 1975 NHL Entry Draft and by the Chicago Cougars in the second round (25th overall) of the 1974 World Hockey Association Entry Draft. He was a four-year letterman in both hockey and baseball at the University of New Hampshire, where he was named to the NCAA's All-American hockey team after his senior campaign.

He played seven years of professional hockey following his outstanding collegiate career, including three seasons (1977-80) with the Nova Scotia Voyageurs, the Canadiens AHL affiliate, and one season with Jokerit Helsinki in the Finnish Elite League.



JOHN FERGUSON

DIRECTOR OF PRO SCOUTING

Long-time National Hockey League front office veteran executive John Ferguson enters his sixth season as the Sharks director of pro scouting.

Ferguson has worked at the highest level in hockey operations for three NHL franchises: the St. Louis Blues, Toronto Maple Leafs and the Sharks. During his tenure at each location, every franchise has set a franchise-record for most points in a single-season; St. Louis (2000), Toronto (2004, and San Jose (2009).

During his five seasons with the Sharks, the team has won three Pacific Division titles (2009, 2010, 2011), a Presidents' Trophy (2009) and reached the Western Conference Final twice (2010, 2011), as well as compiled a .649 points percentage and won five playoff rounds in five seasons.

Ferguson works closely with Executive Vice President and General Manager Doug Wilson and Director of Scouting Tim Burke analyzing and evaluating professional hockey players at the NHL and American Hockey League levels.

Prior to joining the Sharks, Ferguson, 46, spent four-plus years as vice president, general manager, and alternate governor of the Toronto Maple Leafs. During that time, the Maple Leafs set single-season franchise records for most points (103, 2003-04), wins (45-tied, 2003-04), home wins (26, 2005-06) and road wins (23, 2003-04). He compiled an overall record of 145-110-10-30, including three 40-plus win and 90-plus point seasons. His .559 winning percentage is the second-highest amongst all general managers in Maple Leafs history.

While serving as general manager of the Maple Leafs, the NHL adopted Ferguson's rule change recommendation that the initial face-off of every power play should start in the empowered team's offensive zone.

Ferguson has also served on the management team of Team Canada, working alongside Steve Yzerman and Doug Armstrong, for their undefeated, gold-medal winning campaign at the 2007 IIHF World Championships, the youngest-ever squad to win a World Championship.

Before working in Toronto, Ferguson spent 1997-2003 with the St. Louis Blues organization, including five season as assistant general manager before being promoted to vice president and director of hockey operations in February 2001. There, he worked closely with Senior Vice President and General Manager Larry Pleau in managing all facets of the Blues hockey operations department, including analyzing and negotiating player contracts, and evaluating professional and amateur players in North America and Europe.

During his tenure with the St. Louis franchise, the team won five playoff rounds and compiled a .610 points percentage, including a trip to the 2001 Western Conference Final and a Presidents' Trophy in 2000.

He also served as president and general manager of the Worcester IceCats, the team's American Hockey League affiliate and served as chairman of the AHL's Competition Committee and was a member of the Legal Affairs Committee.

Before working in St. Louis, Ferguson was an amateur and professional scout with the Ottawa Senators organization from 1993-96 and was as a player agent during the 1996-97 season.

A 12th round (247th overall) selection of the Montreal Canadiens in the 1985 NHL Entry Draft, Ferguson played four professional seasons with Sherbrooke, Fredericton and New Haven of the AHL. He was alternate captain of the 1992 Fredericton team that won the AHL regular season championship and was named the team's "unsung hero" in consecutive years (1991 and 1992).

Ferguson played collegiately at Providence where he served as an alternate captain, was an Academic All-American and graduated magna cum laude with a degree in business administration in 1989. Following his professional hockey career, he enrolled at Suffolk University Law School, where he graduated cum laude after interning at the National Hockey League office in Manhattan during the summers of 1994 and 1995. Ferguson was admitted to the Massachusetts State Bar in 1996.

The Montreal, Quebec native is the son of the late five-time Stanley Cup champion and former NHL general manager John Ferguson, who spent 11 seasons with the San Jose Sharks hockey department.



GILLES COTE

SCOUT

Returned to the Sharks scouting staff for the 2002-03 season and concentrates scouting efforts in junior leagues in Quebec...previously served as a scout for the Sharks from 1997-99...served as director of player personnel for Acadie-Bathurst (QMJHL) from 2001-02...was general manager and a member of the ownership group for Chicoutimi (QMJHL) from 1999-00...spent 1996-97 season as general manager for Drummondville (QMJHL)...

...scouted the Quebec area for the Washington Capitals for 11 seasons (1985-96)...vice president of the Quebec Ice Hockey Federation from 1982-85...served on coaching staff of Midget "AAA" champions of Montreal-Laval and the Laurentian regions...general manager of the Midget "AA" elite in the Laval region from 1982-84...a former president of the Laval Est Sports Association for 17 years...was a founding director of the Montreal Minor Hockey League...organized and coordinated the first World Championship for under 17-year olds...brought home the Bantam championship for the city of Montreal in 1967.



PAT FUNK

SCOUT

Responsible for scouting all of Western Canada, U.S. juniors, U.S. colleges and high schools...scouting experience with Sharks since inception in 1991-92...also scouted for the New York Rangers and Minnesota North Stars from 1982-91...served as a coach at the high school and college level in Minnesota for 21 years, where he also taught physical education and health in the St. Paul Public School system...received his bachelor's degree from University of St. Thomas, in addition to performing graduate work at University of St. Thomas and Minnesota State University-Mankato...resides in Minnesota with wife Candace...their two sons, Matt and John, and daughter, Liz, are all coaching at the high school level.



JACK GARDINER

SCOUT

Joined Sharks in 2004 and is entering his 34th year as a professional National Hockey League scout...focuses his efforts in the eastern U.S....worked as a scout for the St. Louis Blues from 2000-03...spent 19 years with the Toronto Maple Leafs...responsibilities included ranking and rating amateur prospects and covering all summer camps, high school and college tournaments...worked at the Central Scouting Bureau, where he ranked and rated all amateur players for draft and reported directly to NHL Senior Vice President of Hockey Operations Jim Gregory...was a professional football scout...received advanced graduate degree from Boston State College and a master of science degree from Boston's Suffolk University.



DIRK GRAHAM

SCOUT

1991 Selke Trophy winner enters his sixth season as a professional scout with San Jose...served as professional scout for the Tampa Bay Lightning from 2006-08...was the head coach of the American Hockey League's Springfield Falcons in 2004-06...spent several years in the hockey department of the Chicago Blackhawks, including being head coach (1998-99), a scout (1997-98) and an assistant coach (1995-96)...played 12 National Hockey League seasons and 772 games, primarily with Chicago, but began his career with the Minnesota North Stars in 1983-84...scored at least 20 goals six times, helped Chicago reach the 1992 Stanley Cup Final and served as the team's captain from 1989-95...posted a career-high 78 points (33 goals, 45 assists) in 80 games in 1988-89...played in 90 Stanley Cup Playoff games, posting 44 points (17 goals, 27 assists)...an inspirational leader on-and-off the ice and was an exemplary worker on both specialty teams...Regina, Saskatchewan native originally selected by Vancouver in the fifth round (89th overall) of the 1979 NHL Entry Draft.



ROB GRILLO

SCOUT

Begins his 22nd season as an amateur scout with the Sharks...primarily scouts College/University programs, Juniors, high school and midgets in the United States, as well as the Ontario Hockey League (OHL) and Tier II junior leagues in Ontario...Before joining the Sharks, spent two years as head coach and general manager of the Waterloo Blackhawks of the USHL while also serving as a part-time scout for the Minnesota North Stars...also spent time as a coach at the high school level in Minnesota...played his collegiate hockey at Augsburg College (Minneapolis, Minn.)...attended rookie camp with the New York Rangers in 1985...spent time as a player at the minor pro level before turning his focus and attention to coaching and scouting...originally from Minnesota, now resides in the Detroit area...married and has two children: Brandon and Briana.



BRIAN GROSS

SCOUT

Enters his 18th season with San Jose...concentrates scouting efforts in Western Canada and Northeastern U.S....spent two seasons as director of scouting with the Regina Pats of the Western Hockey League and was responsible for talent evaluation throughout the WHL for purposes of trades and Western Canada for the Bantam Draft...has nearly 20 years scouting experience in the WHL...assisted with drafts and trades while scouting with the Kelowna Rockets and Spokane Chiefs...spent time as a player in intermediate and senior hockey and coached a number of teams in the local area and was also vice president and director of several local minor hockey boards.



SHIN LARSSON

SCOUT

Enters his sixth season as a Sharks scout...his primary focus is in his home country of Sweden...previously worked in the scouting department for the Atlanta Thrashers from 2006-08...represented Japan at several international tournaments including the 1998 Olympic Games, where he posted five points (two goals, three assists) in four games...scored the game-winning shootout goal for Japan's victory over Austria in Olympic play...played hockey professionally in Sweden, Japan, France and England...played for the Japanese national team from 1995-02...won five league championships in the Japan Ice Hockey League with Kokudo...led the JIHL in scoring in 1997-98...played one season with Verdun in the Quebec Major Junior Hockey League in 1993-94 and one season with Leksands in the Swedish Elite League in 1992-93...he and his wife, Linda, have two sons; Nils and Erik.



BRYAN MARCHMENT

SCOUT

One of the most feared hitters and intimidating players in National Hockey League history, begins his seventh season as a scout who also assists in player development...based in the Toronto area, duties include working with players in San Jose and the team's American Hockey League affiliate in Worcester, as well as scouting Sharks prospects at the college and Canadian major junior levels...also serves as an advisor to the hockey operations department...played in 926 NHL games over 17 seasons with Winnipeg, Chicago, Hartford, Edmonton, Tampa Bay, San Jose, Colorado, Toronto and Calgary and posted 182 points (40 goals, 142 assists) and 2,307 penalty minutes...In 334 games with San Jose (ninth-most among Sharks franchise blueliners and tied for 21st amongst all Sharks players), scored 66 points (15 goals, 53 assists) and 706 penalty minutes (third-most in franchise history)..."Mush" was acquired by San Jose from Tampa Bay on March 24, 1998 and was originally selected by the Winnipeg Jets in the first round (16th overall) of the 1987 NHL Entry Draft.



JASON ROWE

SCOUT

Enters his sixth season as a scout for the Sharks...covers the Eastern Conference of the National and American Hockey Leagues...worked in a part-time scouting role with the Carolina Hurricanes organization in 2007-08...is the son of Tom Rowe, currently the head coach of Lokomotiv Yaroslavl in the KHL, formerly a scout and assistant coach of the Carolina Hurricanes and a seven-year National Hockey League veteran.



ARTHUR TING, M.D.

TEAM PHYSICIAN

Heading up the San Jose Sharks medical staff for the 23rd consecutive season is Arthur J. Ting, M.D., an experienced and established figure in the Bay Area sports medicine world. The San Francisco native directs a talented staff of medical specialists devoted to the treatment and prevention of the Sharks organization's sports-related injuries.

Dr. Ting has a practice located in Fremont which is responsible for the medical treatment of many Bay Area professional sports organizations including the NFL, NBA, MLB and NHL.

In addition to his work with the San Jose Sharks, Dr. Ting has also served as the head physician for several major professional sports organizations at the SAP Center, including the National Lacrosse League's San Jose Stealth (2005-07) and the three-time Arena Football League Champion San Jose SaberCats. He is also well known and highly acclaimed by Motorsport athletes worldwide, serving as the Federation Internationale de Motocyclisme's chief medical officer for the US Moto GP held in Laguna Seca.

His extensive work with Bay Area amateur athletes includes being team physician for several community colleges and numerous high schools throughout the Greater Bay Area.

Dr. Ting was the head physician for the U.S. Track & Field squad at the 1990 Goodwill Games in Seattle, the 1993 Pan Am Games and a 1994 dual meet against Great Britain. He was a member of the medical staff at the 1984 Summer Olympics in Los Angeles and at the U.S. Olympic Trials in 1988 and 1992.

Dr. Ting received his medical degree from St. Louis University, completing an orthopedic residency at the University of Southern California Medical Center in Los Angeles. He completed a fellowship in sports medicine at the Kerlan-Jobe Orthopedic Clinic in Inglewood, Calif.



RAY TUFTS

HEAD ATHLETIC TRAINER, ATC

In his 18th season with the San Jose Sharks as head athletic trainer is Ray Tufts, who provides Sharks players with both long-term medical care for serious injuries needing rehabilitation as well as maintaining the Sharks day-to-day medical needs both on the road and at home. In addition, he serves as the liaison between the hockey department and the organization's team of highly-respected medical specialists. Before joining the Sharks,

Tufts, 48, was an athletic trainer for ten years with the NFL's San Francisco 49ers. During his tenure with the 49ers, he was a part of three Super Bowl Championships in 1988, 1989 and 1994, serving as assistant trainer from 1991-96 and as a training staff assistant from 1987-90.

With San Francisco, Tufts was heavily involved with both the day-to-day preventive care for the team and post-injury rehabilitation. He was instrumental in the quick recoveries of several 49ers players from very severe injuries, including tight end Brent Jones, offensive tackle Harris Barton and the extensive rehabilitation of Pro Football Hall of Fame quarterback Joe Montana between 1988-91.

A native of the San Jose area, Tufts graduated from Cal State-Sacramento in 1987 as a physical education major with an emphasis in athletic training. He received his National Athletic Trainers Association (NATA) certification in 1987 and is an active member of the NATA District VIII Association, California Athletic Trainers Association (CATA) and is a past president of the Professional Hockey Athletic Trainers' Society (PHATS).

Tufts worked his 1,000th National Hockey League game on Nov. 4, 2009 in Columbus and served as head athletic trainer for the U.S. Olympic Team that won the silver medal at the 2010 Winter Games in Vancouver. He also headed the training staff for the 1997 National Hockey League Western Conference All-Star and the Heroes of Hockey teams during the 1997 NHL All-Star Weekend in San Jose.

Tufts and his wife Michelle have a son, Henry, and reside in Los Gatos, Calif.



WES HOWARD

ASSISTANT ATHLETIC TRAINER, ATC

Fremont native Wes Howard enters his 16th season with the Sharks training staff.

As the assistant athletic trainer, Howard, 44, is responsible for the acquisition of medical supplies and maintaining the day-to-day operation of the training room. Working in tandem with Head Athletic Trainer Ray Tufts, Howard works to coordinate and implement injury prevention and rehabilitation protocols for the athletes.

Howard's NHL career began with the Sharks prior to the 1998-99 season. He worked his first professional game on Oct. 9, 1998 when the Sharks opened the season in Tokyo, Japan. He worked his milestone 1,000th NHL game on Nov. 17, 2011 – a home victory against the Detroit Red Wings.

In addition to his work with the Sharks, Howard was the assistant athletic trainer/equipment manager for the Arena Football League's San Jose SaberCats from 1995-00. Howard returned to the SaberCats in 2002 during their first Arena Bowl Championship season, and again in 2004-05 during the NHL work stoppage.

Previously, Howard was the assistant athletic trainer at Menlo College from 1997-98 and served dual roles as head athletic trainer and equipment manager for the ECHL's Fresno Falcons from 1995-97.

Howard earned a bachelor's degree in kinesiology from San Jose State University and is certified by both the National Athletic Trainer's Association (NATA) and National Council of Strength and Fitness (NCSF). He resides in San Jose with his wife Diana and their four children: Rebecca, Aaron, Alyssa and Micayla.



MIKE POTENZA

STRENGTH AND CONDITIONING COORDINATOR

Mike Potenza begins his eighth year as the Sharks strength and conditioning coordinator. He's responsible for the team's overall strength and conditioning programs -- including the physical testing and evaluation at training camp, creation of individualized postseason workout programs and assistance in the rehabilitation efforts for all injured players.

Before coming to San Jose, Potenza served as the strength and conditioning coach for the University of Wisconsin men's and women's hockey teams, both of which were 2006 NCAA National Champions. There, he worked with current Sharks Joe Pavelski and Adam Burish. Potenza also had responsibilities with the wrestling and softball programs at Wisconsin.

A 2000 Springfield College graduate, Potenza earned his bachelor of science degree in applied exercise science. From there, the Providence, R.I., native went to Boston University where he was a graduate assistant until 2002, earning his master's degree in human movement science.

Potenza completed an assortment of strength and conditioning coaching and internship experiences before his time at Wisconsin. At the University of Miami (Fla.), he served as a weight training, speed and post-workout intern strength coach for the perennial nationally-ranked Hurricanes football team. While earning his master's degree at Boston University Potenza instructed professional, amateur and collegiate athletes at Mike Boyle Strength and Conditioning, a private training facility specializing in various weight training, conditioning, agility, plyometric, stretching and rehabilitation programs.

Since earning his master's degree, Potenza has held notable positions for Harvard and Colgate Universities. He assisted and supervised all phases of strength training programs for all intercollegiate programs at Harvard and Colgate and held primary coaching responsibilities with football, men's and women's hockey, men's and women's basketball, lacrosse and field hockey.

Potenza was part of the evaluation staff for the U.S. World Junior hockey team that competed at the 2008 World Junior Championships in the Czech Republic. His responsibilities included offering presentations on nutrition and recovery, administering physical testing and designing performance evaluations for each prospect.

Potenza, his wife Bonnie and their three children (Griffin, Natalie and Luca) reside in San Jose.



ARNULFO AGUIRRE

MASSAGE THERAPIST, ART, CMT

Arnulfo Aguirre enters his seventh season as the Sharks full-time massage therapist. He had worked with Head Trainer Ray Tufts' staff on a part-time basis since the 2000-01 season.

In his role, Aguirre works with the team's players to facilitate and improve injuries and increase their range of motion.

Previously, Aguirre served as the sports massage therapist for the San Jose Earthquakes from 2000-02, including their 2001 Major League Soccer Championship season.

In addition, he served in a similar position with the University of California-Berkeley men's swim team in 1999.

Aguirre received his certification from the National Holistic Institute in Emeryville, Calif., where he also assisted in managing the massage clinic.



MIKE ALDRICH

EQUIPMENT MANAGER

Mike Aldrich enters his 18th season as equipment manager for the San Jose Sharks. In his 21st season with the organization, Aldrich served in the same capacity for the International Hockey League's Kansas City Blades for the three seasons (1993-95) that the Blades were the Sharks top development affiliate.

Aldrich served as equipment manager for the U.S. Olympic Team that won the silver medal at the 2010 Winter Games in Vancouver. He also worked for Team USA at the 2005 World Championships and the 2004 World Cup of Hockey. In the summer of 2003, he served as the head equipment manager for Team USA at the World Championships in Finland.

On Mar. 12, 2013 in St. Louis Aldrich worked his 1,500th game. On Nov. 5, 2009 in Detroit, Aldrich worked his milestone 1,000th NHL game, all as a member of the Sharks.

Besides overseeing the entire operation of the equipment staff, Aldrich handles the intricate requests of all Sharks players with regards to equipment, skate sharpening needs as well as all purchasing orders, inventory control and distribution for all equipment throughout the season.

Aldrich, 49, handled all the equipment needs during the 1997 National Hockey League All-Star Game for the Western Conference team as well as the Heroes of Hockey teams.

Before joining Kansas City, Aldrich worked at Michigan Tech University as the school's equipment manager and athletic purchasing agent from 1989-93.

During the 1995-96 season, Aldrich was selected as the Western Conference's equipment manager for the IHL All-Star Game. He's an active member of the Society of Professional Hockey Equipment Managers (SPHEM).

Aldrich and his wife, Susie, enjoy their summers water skiing in Michigan's Upper Peninsula. They have two sons: Brad and Jason.



VINNY FERRAIUOLO

ASSISTANT EQUIPMENT MANAGER

Vinny Ferraiuolo enters his fourth season as assistant equipment manager for the Sharks. Previously, he served as the head equipment manager for the Worcester Sharks, San Jose's top development affiliate in the American Hockey League.

Working alongside Head Equipment Manager Mike Aldrich, Ferraiuolo handles all necessary equipment restoration, repair and customization of game sweaters, sweater numbering and lettering, as well as keeping inventory of the sweaters.

For the past two summers, Ferraiuolo has served as the equipment manager for the U.S. Under-18 Select team at the Ivan Hlinka Memorial Tournament in the Czech Republic and Slovakia.

Now in his 17th season in professional hockey, Ferraiuolo previously worked for the Bridgeport Sound Tigers (AHL) and the Providence Bruins, including their 1999 Calder Cup Champion team. He was named equipment manager for the 2000 AHL All-Star Game for PlanetUSA and the 2009 AHL All-Star Classic for the Canadian squad.

The Roanoke, Va. native also served as the assistant equipment manager for the New York Islanders and the head equipment manager for the Texas Wildcatters (formerly of the ECHL) and the Wheeling Nailers (ECHL).

The 35-year-old worked his 1,000th professional hockey game on Feb. 19, 2010 in Binghamton while with Worcester.



ROY SNEESBY

EQUIPMENT ASSISTANT AND EQUIPMENT TRANSPORTATION

Roy Sneesby enters his 13th season as equipment assistant and equipment transportation.

Sneesby splits his duties between assisting the Sharks equipment staff on day-to-day equipment and locker room maintenance in addition to coordinating the efficient arrival and departure of both the Sharks and the visiting team's equipment and supplies.

From 1998-01, Sneesby served as the visiting locker room attendant for SAP Center at San Jose. In addition, Sneesby served on the equipment staff for Team USA during the 1998 Winter Olympic Games and attended the 2006 Winter Olympics, working for Easton Sports.

Sneesby, who received his bachelor's degree from San Jose State University, was born in Redwood City and was raised in Winnipeg, Manitoba.





PLAYERS





DAN BOYLE

🐦 @danboyle22

SHOOTS: Right **HEIGHT/WEIGHT:** 5-foot-11, 190 pounds
BORN: 7/12/76 in Ottawa, Ontario **HOMETOWN:** Ottawa, Ontario

Acquired by San Jose along with Brad Lukowich from Tampa Bay in exchange for Matt Carle, Ty Wishart, a first round selection (26th overall) in the 2009 NHL Entry Draft and a fourth round selection in the 2010 NHL Entry Draft (118th overall) on July 4, 2008.

22

DEFENSE

2012-13:

52nd all-time amongst defensemen in points (132-393=525), T-49th in goals and 55th in assists... Sharks all-time leader amongst defensemen in points, goals and assists...Led team defensemen in points (7-13=20)...T-4th amongst League defensemen in power play goals (5) and T-14th in goals (7)...T-2nd on the team in blocked shots (81)...With a +3 season mark, he has been a plus player in all five seasons with the Sharks...Posted a two-game goal streak (2-0=2) and five points (3-2=5) in seven games (March 30 thru April 5)...Scored his fourth 5-on-3 goal of the season on April 3 vs. Minnesota...Missed games on Jan. 29 vs. Anaheim and Feb. 4 at Anaheim due to the flu...Began the season with a goal in the first two games (2-1=3)... Had two points (1-1=2) in the season opener on Jan. 20 at Calgary...**Playoffs:** Led Sharks defensemen in goals (3), assists (5) and points (8) as well as average time on ice (22:11)...Paced the team with 29 blocked shots...T-4th in the League in goals for a defenseman...Scored a goal (game-winner) and an assist in Game 1 of the WCQF at Vancouver.

CAREER:

2011-12: 2nd amongst League defensemen with 252 shots, which set a career high...8th amongst League defensemen in points (9-39=48), which were fifth most overall on San Jose...T-14th amongst League defensemen in power-play points (3-14=17)...3rd on the team in blocked shots (137)...His +10 plus/minus rating was his best since he was a +23 in 2003-04... Recorded his 500th career point on his first of two

NHL CAREER HIGHLIGHTS


First NHL game — Feb. 18, 1999 at St. Louis (with Florida)
First NHL goal — Feb. 24, 1999 vs. Philadelphia (with Florida — John Vanbiesbrouck)
First NHL assist — Feb. 20, 1999 vs. Phoenix (with Florida)
Most points, game — 4, Dec. 23, 2006 vs. New York Rangers (with Tampa Bay)
Most goals, game — 3, Dec. 23, 2006 vs. New York Rangers (with Tampa Bay)
Most assists, game — 3, 5 times, most recent, Jan. 7, 2012 vs. Washington (with San Jose)
Most consecutive games, point — 7, 4 times, most recent, Nov. 6, 2010 vs. Tampa Bay through Nov. 18, 2010 at Dallas (with San Jose)
Most consecutive games, goal — 3, March 8, 2002 vs. Philadelphia through March 12, 2002 at Atlanta (with Tampa Bay)
Most consecutive games, assist — 7, Nov. 27, 2005 vs. Pittsburgh through Dec. 15, 2005 at Phoenix (with Tampa Bay)
Most consecutive games played — 126, Dec. 16, 2004 through March 25, 2006 (with Tampa Bay)
Best plus/minus — +5, Jan. 3, 2004 vs. Philadelphia (with Tampa Bay)
500th NHL point — March 26, 2012 vs. Colorado (with San Jose)
100th NHL goal — Dec. 31, 2009 at Phoenix (with San Jose)
300th NHL assist — April 4, 2010 at Colorado (with San Jose)
800th NHL game — Jan. 31, 2012 vs. Columbus (with San Jose)
Gordie Howe Hat Trick — April 4, 2011 vs. Los Angeles Stanley Cup Champion — 2004 (Tampa Bay)
NHL Second Team All-Star — 2007
All-Star Game — 2011, 2009 (San Jose)
"Sharks Player of the Month" — Jan. 2012
Olympics — Canada (2010 gold medal, 2006 Taxi Squad)
World Championships — Canada (2005)

BRING TO A BOYLE

Since 2005-06, Dan Boyle leads all active NHL defenseman in points. (2013-14 club in parenthesis)

	GP	G	A	PTS
1. Dan Boyle (SJ)	554	95	279	374
2. Brian Campbell (FLA)	589	57	294	351
Lubomir Visnovsky (NYI)	538	93	258	351
4. Sergei Gonchar (DAL)	508	69	281	350
5. Zdeno Chara (BOS)	596	103	243	346

assists vs. Colorado on March 26...He became the fourth undrafted defenseman in League history to record 500 points joining Borje Salming (787), Steve Duchesne (752) and Brian Rafalski (515)...His goal on March 20 at Los Angeles made him the highest goal-scoring d-man in team history...His goal on Feb. 17 at Carolina tied him for the franchise lead in goals by a defenseman with Sandis Ozolinsh (46)...Named Brocade "Sharks Player of the Month" for January...Had 15 PIMs on Jan. 31 vs. Columbus in his 800th career NHL game...**2010-11:** Third consecutive season recording 50-plus points... Among NHL leaders: second in time on ice (26:14), T-7th amongst defensemen in points and T-6th in shots (199)... Recorded his first career Gordie Howe Hat Trick (12th in franchise history) with a goal, assist and fighting major on April 4 vs. Los Angeles...Franchise leader in points by a defenseman (assist on March 15 at Chicago). Became just the fourth player in the NHL to lead two different franchises in points by a defenseman...Drafted by Team Staal for the All-Star Game and registered an assist in a team-high 21:54 of ice time in his second ASG...Played his 700th game on Dec. 2 in his hometown of Ottawa and posted his 100th assist as a Shark...His seven-game point streak from Nov. 6-18 tied his career high (eight points, six assists)...**Playoffs:** Led all defensemen in points and assists and was T-2nd in goals...Had five multi-point games...Recorded two assists in WCSF Game 7 vs. Detroit...Had his third multi-point postseason game in WCSF Game 3 at Detroit...**2009-10:** Fourth among League defensemen in points, T-5th in assists and T-4th in goals...Fourth in the League in average time on ice per game (26:12)...Tied his career high with 43 assists, the most ever by a Sharks defenseman...Recorded 300th assist on April 4 at Colorado and 400th point on March 25 vs. Dallas...Missed six games due to injury (upper body) Jan. 23-Feb. 4...Scored 100th goal at Phoenix on Dec. 31...**Playoffs:** Third amongst defensemen in points and second in shots (47)...Assisted on the first five goals in the WCF vs. Chicago...Three assists in Game 1 of the WCSF vs. Detroit on April 29 tied the franchise record for defensemen in a single game...Scored his first goal of the postseason with a power play tally just 1:12 into the game in WCQF Game 4 vs. Colorado...Recorded two assists in WCQF Game 2, including one on the game-winning overtime goal...**Olympics:** Won a gold medal with Canada and was tied for the team lead amongst defensemen in points...**2008-09:** Sixth among League defensemen in points, T-5th in goals and eighth in assists...T-6th among League defensemen in shots (213), T-12th in power play goals (eight) and T-4th in power play points (8-24=32)...Made his first All-Star Game appearance on Jan. 25 and posted two points (a goal and an assist)...Scored a game-winning, overtime goal on Oct. 18 vs. Philadelphia — his first goal as a Shark and his first three-point night with the team (1-2=3)...Posted one assist in his each of his first two games as a Shark...**Playoffs:** Tied for team lead in goals...**2007-08:**



Only appeared in 37 games...T-3rd on Tampa Bay in power play points (14, two goals and 12 assists)...Led team in time on ice per game (27:24)...Inducted into the Miami University (Ohio) Hall of Fame...Returned to the lineup after missing 36 games (wrist surgery) and scored two goals on Jan. 24 vs. Ottawa...**2006-07:** NHL Second Team All-Star...Set Tampa Bay franchise record for goals by a defenseman...Led the team in power play points (37)...Ranked second in the NHL for ice time (2,218:07)...Scored his first shorthanded goal on March 13 at Toronto...Recorded his first career hat trick and had a career-high four points (three goals and an assist), tying the Lightning franchise record for goals and points in a period, on Dec. 23 vs. the Rangers...**Playoffs:** Posted one assist and two PIM in six games...**2005-06:** Selected to the taxi squad for the Canadian Olympic team...Had a career best seven-game assist streak from Nov. 27-Dec. 15 (eight)...**Playoffs:** Led team in ice time per game (25:53)...**2004-05:** Played with Djurgardens in Sweden...**2003-04:** Led team defensemen in points...Set career high and finished second among team defensemen in plus/minus (plus-23)...Averaged more than 22:00 of ice time for the third consecutive season...**Playoffs:** Helped Tampa Bay win the Stanley Cup...Scored his first playoff goal and first playoff power play goal in ECSF Game 4 at Montreal...**2002-03:** Led team in average ice time (24:30)...T-2nd on team in plus/minus...Fifth among NHL defensemen in points and T-5th in assists...**Playoffs:** Recorded first playoff point



(assist) vs. Washington on April 12...**2001-02:** Acquired by Tampa Bay on Jan. 7...Made Lightning debut on Jan. 8 vs. Dallas...**2000-01:** Finished third among Florida defensemen in goals, assists and points...**1999-00:** Named AHL Second Team All-Star...Played for Team Canada in 2000 AHL All-Star Classic...**1998-99:** Began year with Kentucky (AHL) before joining Florida...Second Team AHL All-Star...Named to AHL's All-Rookie Team...Started AHL All-Star Game on Jan. 25, notching two assists...Made NHL debut on Feb. 18 at St. Louis...**1997-98:** Set Miami-Ohio (CCHA) record for most career assists by a defenseman (107)...Ended college career among school's all-time leaders in assists (second), points (ninth) and game-winning goals (seventh)...NCAA West First Team All-American...Finalist for Hobey Baker Award...First Team All-CCHA...Named CCHA's Best Offensive Defenseman...Tied for team lead in scoring...Led team in plus/minus (plus-7)...Highest-scoring defenseman in CCHA...**1996-97:** NCAA West First Team All-American...Named First Team All-CCHA...Led Miami in assists while finishing second in points...**1995-96:** Posted 27 points (seven goals, 20 assists) in 36 games with Miami...**1994-95:** Named to CCHA All-Rookie Team.

PERSONAL:

"Boyer" lists these favorites: Indian (food); Golf (offseason activity); Golf (sport besides hockey); Russell Wilson (athlete); Vanilla Sky (movie); Conan O'Brien (TV show); Faith No More (band); A little town in the middle of France (vacation spot); Amber India in Santana Row (restaurant); Rick Tocchet (hockey idol); Winning the Stanley Cup with Tampa Bay in 2004 (hockey moment); New York City (road city); Philadelphia Flyers (non-Sharks jersey)...Can't live without his iPhone...First job was stocking fridges for Pepsi ("It lasted for about five days")...Would be a lead singer for an alternative rock band if he wasn't playing hockey professionally...If he could hang out with one person in history it would be Conan O'Brien...Names Tom Cruise as the actor who would star in a movie about his life...Says his dad was the biggest influence on his hockey career...Says Sidney Crosby is the most exciting player to watch in the NHL...States teammate Tommy Wingels would make the best hockey coach and best politician...In his hometown of Ottawa, ON, Boyle likes to hang out in the Market Area and says that Ottawa is a great place to raise a family.



CAREER STATISTICS

PLAYOFFS

SEASON	CLUB	LEAGUE	GP	G	A	PTS	PIM	GP	G	A	PTS	PIM
1994-95	Miami U. (Ohio)	NCAA	35	8	18	26	24	-	-	-	-	-
1995-96	Miami U. (Ohio)	NCAA	36	7	20	27	70	-	-	-	-	-
1996-97	Miami U. (Ohio)	NCAA	40	11	43	54	52	-	-	-	-	-
1997-98	Miami U. (Ohio)	NCAA	37	14	26	40	58	-	-	-	-	-
	Cincinnati	IHL	8	0	3	3	20	5	0	1	1	4
1998-99	Florida	NHL	22	3	5	8	6	-	-	-	-	-
	Kentucky	AHL	53	8	34	42	87	12	3	5	8	16
1999-00	Louisville	AHL	58	14	38	52	75	4	0	2	2	8
	Florida	NHL	13	0	3	3	4	-	-	-	-	-
2000-01	Louisville	AHL	6	0	5	5	12	-	-	-	-	-
	Florida	NHL	69	4	18	22	28	-	-	-	-	-
2001-02	Florida	NHL	25	3	3	6	12	-	-	-	-	-
	Tampa Bay	NHL	41	5	15	20	27	-	-	-	-	-
2002-03	Tampa Bay	NHL	77	13	40	53	44	11	0	7	7	6
2003-04	Tampa Bay	NHL	78	9	30	39	60	23	2	8	10	16
2004-05	Djurgardens	SEL	32	9	9	18	47	12	2	3	5	26
2005-06	Tampa Bay	NHL	79	15	38	53	38	5	1	3	4	6
2006-07	Tampa Bay	NHL	82	20	43	63	62	6	0	1	1	2
2007-08	Tampa Bay	NHL	37	4	21	25	57	-	-	-	-	-
2008-09	San Jose	NHL	77	16	41	57	52	6	2	2	4	8
2009-10	San Jose	NHL	76	15	43	58	70	15	2	12	14	8
	Canada	Olympics	7	1	5	6	2	-	-	-	-	-
2010-11	San Jose	NHL	76	9	41	50	67	18	4	12	16	8
2011-12	San Jose	NHL	81	9	39	48	57	5	0	2	2	4
2012-13	San Jose	NHL	46	7	13	20	27	11	3	5	8	2
	Sharks Totals		356	56	177	233	273	55	11	33	44	30
	NHL Totals		879	132	393	525	611	100	14	52	66	60

Signed by Florida as a free agent on March 30, 1998. Acquired by Tampa Bay from Florida in exchange for a fifth round selection in the 2003 NHL Entry Draft on Jan. 7, 2002. Acquired by San Jose along with Brad Lukowich from Tampa Bay in exchange for Matt Carle, Ty Wishart, a 1st round selection (26th overall) in the 2009 NHL Entry Draft and a 4th round selection (118th overall) in the 2010 NHL Entry Draft on July 4, 2008.



JUSTIN BRAUN

61

DEFENSE

SHOOTS: Right **HEIGHT/WEIGHT:** 6-foot-2, 205 pounds

BORN: 2/10/87 in Minneapolis, Minnesota

HOMETOWN: Vadnais Heights, Minnesota

Selected by San Jose in the 2007 NHL Entry Draft (7th round, 201st overall).

2012-13:

6th on the team in blocked shots (51) and shorthanded time on ice per game (1:32)...Committed only three minor penalties (6 PIM) while averaging 18:48 of ice time per game on the season...Tied career-high with two points (0-2=2) on April 7 vs. Dallas...Had an assist in back-to-back games (0-2=2) on March 9-10, including the primary assist on Patrick Marleau's 400th career NHL goal on March 10 at Colorado...During the work stoppage, he played for Tappara in Finland, where he was teammates with Sharks alum Ville Nieminen...**Playoffs:** Averaged 19:37 of ice time per game, 3rd amongst Sharks defensemen...4th on the team in blocked shots (21)...Recorded his first career Stanley Cup Playoff point with an assist in Game 3 of the WCQF vs. Vancouver.

CAREER:

2011-12: 4th amongst team defensemen in shots (113)...Posted his first NHL fighting major on Jan. 31 vs. Columbus (Fedor Tyutin)...Scored his first goal of the season on Dec. 11 at Chicago...Registered first point of the season with an assist vs. Minnesota on Nov. 10...**Playoffs:** Appeared in all five games...**World Ch.:** Represented USA for the first time and appeared in eight games, advancing to the quarterfinal...**2010-11:** Scored a power play goal on March 8 vs. Nashville...Scored his first NHL goal, on the power play, on Dec. 2 at Ottawa (Pascal Leclaire)...Posted his first two career points, both assists, in logging 22:48 of ice time in his second game at Edmonton on Nov. 27...Made his NHL debut on Nov. 26 at Vancouver...Recalled from Worcester on Nov. 24...**Playoffs:** Made NHL playoff debut on April 16 at Los Angeles...**2009-10:** Registered three assists in his first professional game with Worcester (AHL) on April 7 at Hartford...Signed an entry-level contract with the Sharks on March 24...**Playoffs:** Posted three assists...**NCAA:** Earned the following distinctions: USCHO First Team All-American, Reebok All-America Second Team, 2010 Hockey East Old Time Hockey Defensive Defenseman (given to the top defenseman in the conference), First Team All-League Defenseman and named to the New England Hockey Writer's All-Star Team...Named Hockey East Player of the Week and Inside College Hockey NCAA

NHL CAREER HIGHLIGHTS

First NHL game — Nov. 26, 2010 at Vancouver

First NHL goal — Dec. 2, 2010 at Ottawa (Pascal Leclaire)

First NHL assist — Nov. 27, 2010 at Edmonton

Most points, game — 2, 3 times, most recent, April 7, 2013 vs. Dallas

Most goals, game — 1, 4 times, most recent, Feb. 10, 2012 vs. Chicago

Most assists, game — 2, 2 times, most recent, April 7, 2013 vs. Dallas

Most consecutive games, point — 3, Nov. 27, 2010 at Edmonton through Dec. 2, 2010 at Ottawa

Most consecutive games, goal — 1, 4 times, most recent, Feb. 10, 2012 vs. Chicago

Most consecutive games, assist — 2, 5 times, most recent, April 21, 2013 vs. Columbus through April 23, 2013 vs. Dallas.

Most consecutive games played — 28, March 12, 2012 at Edmonton through Feb. 12, 2013 at Nashville

Best plus/minus — +3, March 26, 2012 vs. Colorado

World Championship — USA (2012)

Player of the Week from March 1-7...Named one of the team captains...Finished 3rd on the team in points and 2nd in assists...Finished 2nd in defensemen scoring in Hockey East and 6th in the nation...Appeared in a UMass record 150 games and set career highs in goals, assists and points in his senior season...**2008-09:** Finished 5th on the team in points, assists and shots...Finished 3rd on the team in PIM and T-6th in goals...**2007-08:** T-8th among Hockey East defensemen and 2nd amongst team defensemen in points...5th on team in assists and 2nd among team defensemen in goals...**2006-07:** T-2nd amongst all Hockey East freshmen defensemen in points...T-15th among all HE defensemen and T-11th among all HE freshmen in points...Named to the Hockey East All-Rookie Team...**2005-06:** 3rd amongst team defensemen in points...T-4th on team in PIM...**2004-05:** Posted 10 shots in 10 games.

PERSONAL:

"Brutal" lists these favorites: Steak (food); Paddle boarding (offseason activity); Golf (sport besides hockey); Peyton Manning (athlete); Wedding Crashers (movie); Hard Knocks (TV show); Kelly's Corner (restaurant);



Nicklas Lidstrom (hockey idol); Scoring his first NHL goal (hockey moment); Nashville (road city); Detroit Red Wings (non-Sharks jersey)...Has the hidden talent of being a top-notch ping pong player...His first job was a pizza chef...Would be an air traffic controller if he wasn't playing hockey professionally...If faced with the situation of fighting one horse-sized duck or 100 duck-sized horses, he would want to fight 100 duck-sized horses... Names Johnny Depp as the actor who would star in a

movie about his life...Couldn't live without his phone... Biggest influence on his hockey career was his parents... Says Tim Jackman is the hardest hitter in the NHL ("He got me big one time")...Says fellow defenseman Matt Irwin is the best under pressure and best to double date with...In his hometown of Vadnais Heights, MN he likes to hang out at Kelly's Bar and enjoys the lakes in the surrounding area.

CAREER STATISTICS								PLAYOFFS				
SEASON	CLUB	LEAGUE	GP	G	A	PTS	PIM	GP	G	A	PTS	PIM
2004-05	Green Bay	USHL	10	0	0	0	2	-	-	-	-	-
2005-06	Green Bay	USHL	59	2	11	13	69	3	0	0	0	2
2006-07	U-Mass Amherst	HE	39	4	10	14	20	-	-	-	-	-
2007-08	U-Mass Amherst	HE	36	4	16	20	20	-	-	-	-	-
2008-09	U-Mass Amherst	HE	39	7	16	23	50	-	-	-	-	-
2009-10	U-Mass Amherst	HE	36	8	23	31	30	-	-	-	-	-
	Worcester	AHL	3	0	3	3	0	11	0	3	3	4
2010-11	San Jose	NHL	28	2	9	11	2	1	0	0	0	0
	Worcester	AHL	34	5	18	23	8	-	-	-	-	-
2011-12	San Jose	NHL	66	2	9	11	23	5	0	0	0	15
	Worcester	AHL	6	0	3	3	0	-	-	-	-	-
	United States	World Ch.	8	0	0	0	2	-	-	-	-	-
2012-13	San Jose	NHL	41	0	7	7	6	11	0	1	1	0
	Tappara	FNL	6	0	3	3	2	-	-	-	-	-
Sharks/NHL Totals			135	4	25	29	31	17	0	1	1	15

Selected by San Jose in the 2007 NHL Entry Draft (7th round, 201st overall).



ADAM BURISH

🐼 @ABurish37

SHOOTS: Right **HEIGHT/WEIGHT:** 6-foot-1, 195 pounds

BORN: 1/6/83 in Madison, Wisconsin

HOMETOWN: Madison, Wisconsin

Signed by San Jose as a free agent on July 1, 2012.

37

RIGHT WING

2012-13:

3rd amongst team forwards in blocked shots (33)...4th on the team in hits (65)...3rd amongst team forwards in penalty kill time on ice per game (1:17)...Scored his first goal as a Shark on March 5 at Vancouver...Recorded his first point as a Shark on Feb. 26 vs. Colorado...Fought Dorsett on Feb. 11 at Columbus and earned his 500th career penalty minute in the process...Played in his 300th NHL game on Jan. 24 vs. Phoenix...**Playoffs:** 7th amongst Sharks forwards in blocked shots (5) and led the team in faceoff percentage (76.9%), winning 20 of his 26 postseason draws...4th amongst team forwards in average shorthanded time on ice per game (1:12).

CAREER:

2011-12: Appeared in 65 games with Dallas, posting 19 points (6-13=19), 76 PIM and a +6 ranking...Set a new career high in assists (13) and points (19)...Finished 1st on the team with a 55.8% in the faceoff circle, 3rd on the team in PIM (76) and 6th on the team in plus/minus rating (+6)...Averaged 1:26 shorthanded ice time per game...**2010-2011:** Posted new career-highs in goals (8), assists (6) and points (14)...Ranked 2nd on the team with 91 PIM...Recorded his only multi-point game of the season at Edmonton on Jan. 20 (1-1=2)...Dallas was 38-18-7 when he was in the lineup in 2010-11...Missed 19 games due to injury...Skated in his 200th career NHL game vs. San Jose on Dec. 16...**2009-2010:** Missed the first 65 games of the regular season due to injury...Finished the season with 4 points (1-3-4), 14 PIM, and a +2 rating in 13 games...Scored career-high two assists in one game on Apr. 6 at Dallas...**Playoffs:** Won Stanley Cup with Chicago...Appeared in 15 games, posting 9 hits, 6 blocked shots, and 15 shots on net...**2008-2009:** Played in 66 games...Posted 6-3=9, 93 PIM, and a +3 rating...Ranked 2nd on the team with 93 PIM...Logged 1:53 of shorthanded time per game...Skated in his 100th career NHL game on Oct. 31...**Playoffs:** Played in 17 games, posting 3-2=5, 30 PIM, 35 hits and a +3 rating...Netted the Western Conference Quarterfinals series-clinching goal, his first-ever Stanley Cup Playoff point vs. Calgary on Apr. 27...Averaged 2:25 shorthanded time

NHL CAREER HIGHLIGHTS

First NHL game — Oct. 14, 2006 at St. Louis (with Chicago)

First NHL goal — Jan. 22, 2008 at San Jose (Evgeni Nabokov with Chicago)

First NHL assist — Dec. 12, 2007 vs. Los Angeles (with Chicago)

Most points, game — 3, Jan. 6, 2009 at Phoenix (with Chicago)

Most goals, game — 1, 26 times, most recent, March 5, 2013 at Vancouver (with San Jose)

Most assists, game — 2, 2 times Apr. 6, 2010 at Dallas (with Chicago)

Most consecutive games, point — 2, 7 times, most recent, March 24, 2012 vs. Calgary through March 26, 2012 at Calgary (with Dallas)

Most consecutive games, goal — 2, 3 times, most recent, Feb. 14, 2012 at Winnipeg through Feb. 16, 2012 vs. Chicago (with Dallas)

Most consecutive games, assist — 2, March 24, 2012 vs. Calgary through March 26, 2012 at Calgary (with Dallas)

Most consecutive games played — 64, Oct. 4, 2007 thru Feb. 28, 2008 (with Chicago)

Best plus/minus — +4, Jan. 6, 2009 at Phoenix (with Chicago)

300th NHL Game — Jan. 24, 2013 vs. Phoenix (with San Jose)

Stanley Cup Champion — 2010 (Chicago)

per game, 3rd amongst Chicago forwards...**2007-2008:** Played 81 games in his first full NHL season...Posted 8 points (4-4-8) and 214 PIM...Scored his first NHL assist on Dec. 12 vs. Los Angeles...Scored his first NHL goal Jan. 22 at San Jose...Ranked third in the NHL and first on Chicago with 214 PIM... Became the first Blackhawks player since Bob Probert in 1998-99 to rack up more than 200 penalty minutes in a single season...Averaged 2:50 shorthanded time per game, second amongst Chicago forwards...**2006-2007:** Appeared in nine games with Chicago during his first NHL season, notching 2 PIM... Made his NHL debut on Oct. 16 at St. Louis...Posted 21 points (11-10-21) in 64 games with the Norfolk Admirals (AHL)...Tallied his first professional point with an overtime goal against Manchester (AHL) on Nov. 12...**2005-2006:** Captained the University of Wisconsin to the NCAA Championship during his senior year... Posted an assist on both goals in the NCAA championship game...



Won the team’s National W Club Community Service Award and was a Community All-American...Ranked third on the Badgers with 24 assists and 33 points.

PERSONAL:

“Bur” or “The Legend” lists these favorites: Steak (food); Golfing and fishing (offseason activities); Golf (sport besides hockey); Rockstar (movie); Breaking Bad (TV show); Jason Aldean (musical artist); Cabo San Lucas (vacation spot); Kollege Klub in Madison (restaurant); Jeremy Roenick (hockey idol); Winning the Stanley Cup in 2010 with Chicago and winning the 2006 National

Championship with Wisconsin (hockey moments; Montreal (road city); Chicago Blackhawks (non-Sharks jersey)...Has the hidden talent of being able to play drums and the guitar...Would be a gym trainer if he was not playing hockey professionally...Says Brad Pitt would be the actor to star in a movie about his life...Can’t live without his guitar...Says his parents were the biggest influence on his hockey career...Says teammate Martin Havlat has the best car on the team and is the sharpest dresser...In his hometown of Madison, WI, Burish likes to hang out at the Kollege Klub and eat at the Tornado Room.

CAREER STATISTICS								PLAYOFFS				
SEASON	CLUB	LEAGUE	GP	G	A	PTS	PIM	GP	G	A	PTS	PIM
2001-02	Green Bay	USHL	61	24	33	57	122	1	0	0	0	0
2002-03	Wisconsin	WCHA	19	0	6	6	32	-	-	-	-	-
2003-04	Wisconsin	WCHA	43	6	13	19	63	-	-	-	-	-
2004-05	Wisconsin	WCHA	41	13	7	20	41	-	-	-	-	-
2005-06	Wisconsin	WCHA	42	9	24	33	67	-	-	-	-	-
2006-07	Chicago	NHL	9	0	0	0	2	-	-	-	-	-
	Norfolk	AHL	64	11	10	21	146	6	1	1	2	4
2007-08	Chicago	NHL	81	4	4	8	214	-	-	-	-	-
2008-09	Chicago	NHL	66	6	3	9	93	17	3	2	5	30
2009-10	Chicago	NHL	13	1	3	4	14	15	0	0	0	2
2010-11	Dallas	NHL	63	8	6	14	91	-	-	-	-	-
2011-12	Dallas	NHL	65	6	13	19	76	-	-	-	-	-
2012-13	San Jose	NHL	46	1	2	3	25	6	0	0	0	4
	Sharks Totals		46	1	2	3	25	6	0	0	0	4
	NHL Totals		343	26	31	57	515	38	3	2	5	36

Selected by Chicago in the ninth round (282nd overall) in the 2002 NHL Draft. Signed by Dallas as a free agent on July 1, 2010. Signed by San Jose as a free agent on July 1, 2012.



BRENT BURNS

🐼 @Burnzie88

SHOOTS: Right **HEIGHT/WEIGHT:** 6-foot-5, 230 pounds

BORN: 3/9/85 in Barrie, Ontario

HOMETOWN: Barrie, Ontario

RIGHT WING

Acquired by San Jose along with a second round selection (37th overall) in the 2012 NHL Entry Draft from Minnesota in exchange for Devin Setoguchi, Charlie Coyle and a first round selection (28th overall) in the 2011 NHL Entry Draft, June 24, 2011.

2012-13:

T-5th on the team in points (9-11=20) in just 30 games played...Had 20 points (9-11=20) in 23 games after converting to forward on March 12 (this total does not include March 30 vs. Phoenix where he played D)...Named the Brocade "Sharks Player of the Month" for March...Tied his career-high with his three-game goal streak (3-1=4) from March 25 - 28...Played forward for the first time as a Shark on March 12 and scored his first goal of the season...Missed first 10 games of the season due to injury...**Playoffs:** 2nd on the Sharks in hits (36), T-6th on the team in points (4) and T-5th in goals (2)...Led the team with eight PIM and ranked 4th in shots (31)...Tallied two assists, including the primary on the OT game-winning goal, in Game 2 of the WCQF at Vancouver.

CAREER:

2011-12: T-11th amongst League defensemen in goals (11)...2nd amongst team defensemen in shots (201), which was 10th amongst League defensemen...4th on the team in blocked shots (117)...Posted three assists on Feb. 10 vs. Chicago...Posted three assists on Feb. 2 vs. Dallas...Played in his 500th career NHL game on Jan. 31 vs. Columbus...Scored his first goal as a Shark on Oct. 15 vs. St. Louis...Posted an assist in his Sharks debut on Oct. 8 vs. Phoenix...**Playoffs:** Scored a goal and added an assist in five playoff games...**2010-11:** Departed Minnesota the franchise leader in overtime goals (five) and amongst Wild all-time D-men in goals (55), game-winning goals (13) and points (183)...Set Wild team record for points in a season by a defenseman (46)...Amongst League defensemen: third in goals, T-3rd in PPG, 12th in TOI/game and T-14th in points...Ranked T-1st on team in power play goals (eight), second in PIM and T-4th in hits (133)...Set career high and team record for goals by defenseman with 16th vs. Chicago on Feb. 28...Recorded assist in 18:13 of ice time at 2011 NHL All-Star Game...Recorded three points (two assists) at San Jose on Jan. 22 and vs. Phoenix on Jan. 2...Tallied 11 points (five goals and six assists) in 14 December games...Established career-high three-game goal streak, Dec. 9-12...Scored game-winner in 3-2 OT win at Los Angeles on Dec. 11...Registered first career two-goal game with two power play tallies at Columbus on Nov. 6...Collected 100th assist vs. Vancouver on Oct. 19...**World Ch.:** Tied for team lead amongst defensemen in goals and second in points...**2009-10:** T-2nd on team in average TOI (22:22)...Tallied an assist in four

NHL CAREER HIGHLIGHTS

First NHL game — Oct. 8, 2003 at Chicago (with Minnesota)

First NHL goal — Oct. 12, 2003 vs. San Jose (Vesa Toskala with Minnesota)

First NHL assist — Oct. 10, 2003 vs. NY Rangers (with Minnesota)

Most points, game — 3, 6 times, most recent, Feb. 10, 2012 vs. Chicago (with San Jose)

Most goals, game — 2, Nov. 6, 2010 at Columbus (with Minnesota)

Most assists, game — 3, 4 times, most recent, Feb. 10, 2012 vs. Chicago (with San Jose)

Most consecutive games, point — 4, 4 times, most recent, March 12, 2013 at St. Louis through March 18, 2013 at Anaheim (with San Jose)

Most consecutive games, goal — 3, 2 times, most recent, March 25, 2013 at Anaheim through March 28, 2013 vs. Detroit (with San Jose)

Most consecutive games, assist — 4, 2 times, most recent, Feb. 2, 2012 vs. Dallas through Feb. 10, 2012 vs. Chicago (with San Jose)

Most consecutive games played — 157, Nov. 14, 2006 at Phoenix through Oct. 30, 2008 vs. Montreal (with Minnesota)

Best plus/minus — +4, Nov. 15, 2009 at Carolina (with Minnesota)

500th NHL game — Jan. 31, 2012 vs. Columbus (with San Jose)

200th NHL point — Jan. 17, 2012 vs. Calgary (with San Jose)

100th NHL assist — Oct. 29, 2010 vs. Vancouver (with Minnesota)

All-Star Games — 2011

"Sharks Player of the Month" — March 2013

World Championships — Canada (2011, 2010, 2008)

World Jr. Championship — Canada (2004)

consecutive games played to set longest point streak of his career (March 7-23)...Posted career-high plus-4 at Carolina on Nov. 15...Had five assists over seven games (Oct. 31-Nov. 15)...Tallied two assists vs. Carolina on Oct. 24 for only multi-point game of season...**World Ch.:** Tallied five assists for Canada...**2008-09:** 3rd amongst blueliners in scoring...Logged franchise record 33:33 TOI and recorded career-high seven shots vs. Detroit on Jan. 3...Notched fourth career OT goal and added two assists vs. San Jose on Dec. 31...Recorded goal and assist vs. Colorado on Dec. 1 to reach 100 points...Missed four games (Nov. 1-8, upper body), and final 19 (March 7-April 11, concussion)...**2007-08:** Established career highs in games played (82 — only Wild player to skate

in every game and just the second defenseman in club history) and game-winning goals (four)...Four GWG tied franchise record for a defenseman, his eight PPG set a Wild record for blueliners...Led team in takeaways (61), second in average TOI (23:05) and third in hits (99)...Led defensemen and ranked third on club with plus-12 rating...T-5th among NHL defensemen in goals and T-6th in PPG...Finished with 80 PIM — more than he accumulated in first three NHL seasons combined...Tallied game-deciding shootout goal in first career shootout attempt at St. Louis on Feb. 10...**World Ch.:** Named Best Defenseman and posted a plus-14 rating as Canada won the silver medal...**2006-07:** Second on Wild with a plus-16...Led team defensemen in goals and points...Fourth with 86 hits...Became first NHL defenseman since 2003 to score an OT goal in consecutive games: vs. Colorado on March 11 and at Vancouver on March 13...**Playoffs:** Recorded first playoff point (assist) in WCQF Game 2 at Anaheim...**2005-06:** Posted three-game assist streak from Oct. 16-22...Tallied first career GWG vs. Columbus on Oct. 29...**2004-05:** Played for Todd McLellan, who was Houston's head coach...Finished second among Houston defensemen in goals and points...**2003-04:** Made NHL debut at Chicago on Oct. 8...Tallied first assist vs. the Rangers on Oct. 10...Notched first NHL goal in third game vs. San Jose on Oct. 12...Missed eight games (Oct. 25-Nov. 15, separated right shoulder)...**World Jr.:** Helped Canada win silver medal...**2002-03:** Named OHL Rookie of the Month in March after scoring 19 points (10 assists) in 14 contests...Named the second most improved player in the OHL at season's end by league coaches...**Playoffs:** Led Brampton in scoring.

PERSONAL:

"Burnzie" lists these as his favorites: Gavin Degraw, John Mayer, Brad Paisley, Keith Urban (musicians); Goon (hockey movie); work ethic (personal quality); Italian,



Indian, Sushi (food); Soccer, cycling, surfing (sports besides hockey); Mark Messier and Steve Yzerman (hockey idols); Los Angeles (NHL road city); Getting drafted and playoffs (hockey moments)...would be in the military if not playing in the NHL...feels as if he has better suits than both Don Cherry and Don Draper...prefers wrist shots to slap shots...If he could have dinner with anyone in history it would be Lance Armstrong, Kate Beckinsale, and Wayne Gretzky...equipment he pays most attention to is his sticks...thinks Joe Thornton is the best Shark under pressure...acknowledges that he is most likely to overpack for the road.

CAREER STATISTICS

SEASON	CLUB	LEAGUE	GP	G	A	PTS	PIM	GP	G	A	PTS	PIM
2002-03	Brampton	OHL	68	15	25	40	6	11	5	6	11	6
2003-04	Minnesota	NHL	36	1	5	6	12	-	-	-	-	-
	Houston	AHL	1	0	1	1	2	-	-	-	-	-
	Canada	U-20	6	0	6	6	20	-	-	-	-	-
2004-05	Houston	AHL	73	11	16	27	57	5	0	0	0	4
2005-06	Minnesota	NHL	72	4	12	16	32	-	-	-	-	-
2006-07	Minnesota	NHL	77	7	18	25	26	5	0	1	1	14
2007-08	Minnesota	NHL	82	15	28	43	80	6	0	2	2	6
	Canada	World Ch.	9	3	6	9	16	-	-	-	-	-
2008-09	Minnesota	NHL	59	8	19	27	45	-	-	-	-	-
2009-10	Minnesota	NHL	47	3	17	20	32	-	-	-	-	-
	Canada	World Ch.	7	0	5	5	12	-	-	-	-	-
2010-11	Minnesota	NHL	80	17	29	46	98	-	-	-	-	-
	Canada	World Ch.	7	2	2	4	8	-	-	-	-	-
2011-12	San Jose	NHL	81	11	26	37	34	5	1	1	2	4
2012-13	San Jose	NHL	30	9	11	20	20	11	2	2	4	8
	Sharks Totals		111	20	37	57	54	16	3	3	6	12
	NHL Totals		564	75	165	240	379	27	3	6	9	32

Selected by Minnesota in the first round (20th overall) of the 2003 NHL Entry Draft. Acquired by San Jose along with a second round selection (37th overall) in the 2012 NHL Entry Draft (later traded to Tampa Bay in Dominic Moore deal) in exchange for Devin Setoguchi, Charlie Coyle and a first round selection (28th overall) in the 2011 NHL Entry Draft, June 24, 2011.



LOGAN COUTURE

@Logancouture

SHOOTS: Left **HEIGHT/WEIGHT:** 6-foot-1, 200 pounds

BORN: 3/28/89 in Guelph, Ontario

HOMETOWN: London, Ontario

Selected by San Jose in the 2007 NHL Entry Draft (1st round, 9th overall).

39

CENTER

2012-13:

2nd amongst League forwards in blocked shots (51)...T-10th in the League in goals (21) which led the team...T-9th in the League in home goals (12), T-6th in game-winning goals (5) and T-15th in power play goals (7)...2nd on the team in points (21-16=37) and T-1st in plus/minus (+7)...Named the NHL's Third Star of the Week from April 15 - 21...Named the Brocade "Sharks Player of the Month" for April...Set a career high with four points (2-2=4) vs. Minnesota on April 18...Potted two goals and a shootout conversion on March 20 at Edmonton...During the work stoppage, he played for Geneva-Servette of the Swiss Elite League...**Playoffs:** Tied for the team lead in goals (5) and 2nd in points (11) in 11 games...Ranked 3rd in shots (33) and assists (6)...2nd amongst team forwards in blocked shots (12)...Led the League in power play goals (5) and T-2nd in game-winning goals (3); led the team in both categories...Tallied 3-5=8 in the four-game WCQF series vs. Vancouver...Scored the game-winning goals in both Game 3 (OT) and Game 4 of the WCSF vs. Los Angeles.

CAREER:

2011-12: Voted the Brocade "Sharks Player of the Year" in a vote conducted by a panel of Bay Area media...Appeared in the 2012 All-Star Game, his first career selection...9th in the League in road goals (19)...T-1st on the team in goals (31, T-20th in NHL), 2nd in points (31-34=65) and 4th in shots (245)...T-8th amongst League forwards in blocked shots (76)...Set a career-high with his eight-game point streak (5-7=12) from Jan. 21 - Feb. 10...Named Brocade "Sharks Player of the Month" for December...Had an eight-game road point streak (5-3=8) (Oct. 21 at NJ thru Nov. 20 at Colorado)...Scored the Sharks first shorthanded goal of the season, and the first of his career, on Oct. 25 at Nashville...**Playoffs:** 2nd on the team in points (1-3=4) and led the team in shots (19)...**2010-11:** Calder Memorial Trophy finalist, finishing second to Carolina's Jeff Skinner in the closest voting since 2003...Named to the NHL All-Rookie Team and received the PlayStation "Sharks Rookie of the Year" Award...Among NHL leaders: T-7th

NHL CAREER HIGHLIGHTS

First NHL game — Oct. 25, 2009 at Philadelphia
First NHL goal — Nov. 5, 2009 at Detroit (Chris Osgood)
First NHL assist — Nov. 1, 2009 at Carolina
Most points, game — 4, April 18, 2013 vs. Minnesota
Most goals, game — 2, 13 times, most recent, April 18, 2013 vs. Minnesota
Most assists, game — 2, 13 times, most recent, April 18, 2013 vs. Minnesota
Most consecutive games, point — 8, Jan. 21, 2012 at Vancouver through Feb. 10, 2012 vs. Chicago
Most consecutive games, goal — 3, 3 times, most recent, Jan. 17, 2011 at Phoenix through Jan. 22, 2011 vs. Minnesota
Most consecutive games, assist — 5, Feb. 17, 2011 vs. Washington through Feb. 25, 2011 at Calgary
Most consecutive games — 91, Feb. 5, 2011 at Boston through Feb. 26, 2012 at Minnesota
Best Plus/Minus — +3, 4 times, most recent, April 18, 2013 vs. Minnesota
Calder Trophy Finalist — 2011 (2nd)
NHL All-Star Game — 2012
NHL All-Rookie Team — 2011
NHL SuperSkills Competition — 2011
Brocade "Sharks Player of the Year" — 2011-12
PlayStation "Sharks Rookie of the Year" — 2010-11
NHL Rookie of the Month — Dec. 2010
Sharks Player of the Month — April 2013, Dec. 2011, Dec. 2010
NHL Player of the Week — April 14-21, 2013 (3rd Star)

in game-winning goals (8), T-14th in goals and T-21st in even strength goals (22)...Among League rookies: 1st in shots (253), game-winning goals and power play goals (10), 2nd in goals (first NHL rookie to score 20 and third in club history) and points and 5th in plus/minus (+18)...Set an NHL record for most game-winning road goals by a rookie in a season (7) on Feb. 8 at Washington (Steve Larmer had six in 1981-82)...22 road goals were 4th in the League and second-most in Sharks franchise history...Only the 23rd rookie to score 20-plus road goals...14th amongst League forwards in blocked shots (66)...Played his 100th game on April 2 vs. Anaheim...Hit the 30-goal plateau with two goals at Phoenix on March 26...Selected to the Honda NHL SuperSkills competition at the 2011 NHL All-Star Game...Named



the NHL Rookie of the Month and the Sharks Foundation "Player of the Month" for December...Youngest player in Sharks history (21 years, 263 days) to score a power play goal in overtime on Dec. 16 at Dallas...Scored two goals at Ottawa, the city in which he played his junior hockey, on Dec. 2...Registered his first career fighting major (Alex Pietrangelo) on Nov. 4 at St. Louis...Scored a game-winning power play goal on Oct. 8 vs. Columbus in Stockholm...**Playoffs:** T-9th in the NHL in goals...Had a point in six of seven WCSF games vs. Detroit (seven, four goals), including a goal in Game 7...Primary assist on the overtime goal in WCSF Game 1 vs. Detroit...Registered two assists in WCQF Game 4...Scored a goal in WCQF Game 1 vs. Los Angeles...**2009-10:** Had a point in six out of the last nine games (six, four goals and two assists) and a shootout-winning goal...Converted his first career shootout attempt (game-winner) on April 10 vs. Phoenix...First: game-winning goal at Minnesota on April 2, power play goal at Dallas on March 31, home goal on March 25 vs. Dallas, NHL goal on Nov. 5 at Detroit and NHL point (assisting on the game-winning goal) on Nov. 1 at Carolina...Made NHL debut on Oct. 25 at Philadelphia and registered two shots...**AHL:** Named to the AHL All-Rookie Team with Worcester and *The Hockey News*...

Playoffs: Scored the game-tying goal to send Game 3 of the WCSF into overtime...Became the third Sharks player to score his first two postseason goals in the same game (Sandis Ozolinsh and Marco Sturm) in WCQF Game 5...Made postseason debut in WCQF Game 1...**2008-09:** Recorded a fighting major in this first professional game on April 3 at Albany...**AHL Playoffs:** 4th on Worcester in plus/minus (+5)...**OHL:** Set career highs in goals (T-6th in OHL) and points (9th in OHL)...T-15th in the league in assists, T-15th in power play assists (21) and T-5th in first goals (8)...Named the Boston Pizza OHL Player of the Week for the week ending March 15...Member of the Eastern Conference All-Star Team...Voted for third "Best Defensive Forward" in OHL Coaches Poll...**OHL Playoffs:** Ranked 2nd on team in points and assists...**2007-08:** Attended Team Canada's National Junior Championship Development Camp...Voted among the top three in smartest player (second overall), best playmaker (second) and best stick-handler (third) among OHL Eastern Conference skaters in the annual OHL Coaches Poll...T-1st on team in points and 2nd in plus/minus (+9)...**Playoffs:** Three points in four games...**2006-07:** Second on team in points, goals and power play goals (10)...Posted three points (goal and two assists) for the Eastern



Conference All-Stars...Played in the 2007 CHL/NHL Home Hardware Top Prospects Game...**Playoffs:** Led team in points and assists...**World Jr.:** T-7th on team with four points in six games...**2005-06:** Named to the OHL Second All-Rookie Team...Second in voting behind John Tavares for OHL Rookie of the Year...Among OHL rookies, points (third), assists (second) and goals (T-4th)...Second on team in power play goals (12)...Ottawa's Rookie of the Year and Most Sportsmanlike Player...Participated in the 2006 ADT Canada Russia Challenge...**World Jr.:** Tied for second on the team in goals and tied for third in points.

PERSONAL:

"Cooch" lists these favorites: Steak and lobster (food); Golf (offseason activity); Baseball (sport besides hockey); Steve Johnson of the Buffalo Bills (athlete); Man on Fire (movie); The Office with Steve Carell (TV show); The Weeknd (band); His backyard (vacation spot); Mizu Sushi (restaurant); Steve Yzerman (hockey idol); Scoring the

overtime game-winner in Game 3 of the WQF's against Vancouver (hockey moment); Chicago (road city); Chicago Blackhawks (non-Sharks jersey)...Has a hidden talent of knowing song lyrics...Would be a physical education teacher if he was not playing hockey professionally...If he could hang out with one person in history, he would just sit down and talk with boxer Floyd Mayweather...If faced with the situation of fighting one horse-sized duck or 100 duck-sized horses, he would want to fight 100 duck-sized horses...Says Leonardo DiCaprio would be the actor to star in a movie about his life...States his parents were the biggest influence on his hockey career...Names Pavel Datsyuk the most exciting player to watch in the NHL...Says that teammate Joe Pavelski is the best teammate under pressure and would make the best coach...In his hometown of London, ON, Couture enjoys hanging out in his backyard and eating at local restaurant The Keg.

CAREER STATISTICS								PLAYOFFS				
SEASON	CLUB	LEAGUE	GP	G	A	PTS	PIM	GP	G	A	PTS	PIM
2005-06	Ottawa	OHL	65	25	39	64	52	6	3	4	7	0
	Ontario	U-17	5	5	3	8	2	-	-	-	-	-
2006-07	Ottawa	OHL	54	26	52	78	24	5	1	7	8	4
	Canada	U-18	6	2	2	4	2	-	-	-	-	-
2007-08	Ottawa	OHL	51	21	37	58	37	4	2	1	3	0
2008-09	Worcester	AHL	4	0	0	0	7	12	2	1	3	11
	Ottawa	OHL	62	39	48	87	46	7	3	7	10	6
2009-10	San Jose	NHL	25	5	4	9	6	15	4	0	4	4
	Worcester	AHL	42	20	33	53	12	-	-	-	-	-
2010-11	San Jose	NHL	79	32	24	56	41	18	7	7	14	2
2011-12	San Jose	NHL	80	31	34	65	16	5	1	3	4	0
2012-13	San Jose	NHL	48	21	16	37	4	11	5	6	11	0
	Geneve-Servette	Switz.	22	7	16	23	4	-	-	-	-	-
Sharks/NHL Totals			232	89	78	167	67	49	17	16	33	

Selected by San Jose in the 2007 NHL Entry Draft (1st round, 9th overall).



ROB DAVISON

29

DEFENSE

SHOOTS: Left **HEIGHT/WEIGHT:** 6-foot-2, 215 pounds

BORN: 5/1/80 in St. Catharines, Ontario **HOMETOWN:** Kingston, Ontario

Signed by San Jose as a free agent on July 10, 2013.

2012-13:

Played 53 games with EC Red Bull Salzburg in the Erste Bank Eishockey Liga, the highest-level men's ice hockey league in Austria...Posted nine points (3-6=9) and 54 PIM...2nd on the team in PIM...Recorded one assist and 24 PIM in eight playoff games as EC Salzburg reached the semifinals.

CAREER:

2011-12: Split time between Red Bull Salzburg and HC Ocelari Trinec in the Czech Extraliga, playing a combined 33 games between the two clubs...Registered seven points (1-6=7) and 47 PIM in his combined 33 games...**2010-11:** Spent the entire season in Albany (AHL), finishing 2nd amongst defensemen in points (18) and finished 3rd on the team in PIM (151)...Served as Albany's alternate captain...**2009-10:** 1st on Lowell (AHL) in plus/minus rating (+13) and 2nd in PIM (182)...Appeared in his lone game with New Jersey on Feb. 10...Signed with New Jersey...**2008-09:** Tallied his first point (an assist) with Vancouver on Dec. 22 vs. Anaheim...Signed with Vancouver...**2007-08:** Scored his lone goal with the Islanders on March 18 vs. Toronto...Recorded first point (an assist) with the Islanders on Feb. 28, 2008 at Atlanta...Made Islander debut on Feb. 26 vs. Pittsburgh...Appeared in 15 games with San Jose before being traded to the N.Y. Islanders in exchange for a seventh round selection (186th overall, Jason Demers) at the 2008 NHL Entry Draft, Feb. 26. **2006-07:** Skated as a forward at Nashville on Feb. 14...Earned third star by producing two-thirds of a Gordie Howe Hat Trick with an assist and a fight vs. Phoenix on Jan. 18...Led team with hits (3) at Los Angeles on Dec. 12...Earned second fighting major of the season on Dec. 11 vs. Phoenix's Dave Scatchard...**2005-06:** 4th on team in blocked shots (65), 5th in hits (103) and 3rd in penalty minutes (76)...Earned fighting majors against St. Louis' Jamal Mayers on March 16 and 21...Set a career-high in points (five) with assist on Dec. 26 at Los Angeles...Scored his first goal of the season against Atlanta on Dec. 6...Registered first point of the season (assist) against Columbus on Oct. 12...**Playoffs:** Played eight minutes in

NHL CAREER HIGHLIGHTS

First NHL game — March 9, 2003 at Dallas
First NHL goal — March 13, 2003 at Anaheim (Martin Gerber)
First NHL assist — March 17, 2003 vs. Chicago
Most points, game — 1, 18 times, most recent, Feb. 7, 2009 vs. Chicago (with Vancouver)
Most goals, game — 1, 3 times, most recent, March 18, 2008 vs. Toronto (with N.Y. Islanders)
Most assists, game — 1, 15 times, most recent, Feb. 7, 2009 vs. Chicago (with Vancouver)
Most consecutive games, point — 2, Dec. 6, 2005 vs. Atlanta through Dec. 8, 2005 vs. Florida
Most consecutive games, goal — 1, 3 times, most recent, March 18, 2008 vs. Toronto (with N.Y. Islanders)
Most consecutive games, assist — 1, 15 times, most recent, Feb. 7, 2009 vs. Chicago (with Vancouver)
Most consecutive games played — 50, Oct. 5, 2005 at Nashville through Feb. 1, 2006 at Anaheim
Best plus/minus — +4, Dec. 26, 2003 vs. Los Angeles
200th NHL game — Nov. 20, 2008 at Minnesota (with Vancouver)

Game Six of WCSF at Edmonton on May 17 and had one shot...**2004-05:** Began season playing for Cardiff (Elite Ice Hockey League)...Was the first NHL player to play in the United Kingdom...Posted five points (2-3=5) in 24 games...**2003-04:** 2nd on team in PIM (92)...Scored third assist of the season Dec. 31 at Columbus, matching point total from 2002-03 (three)...Missed three games (Dec. 4-10) with knee injury...Picked up first assist/point of season Nov. 1 at Florida in 6-2 win...**2002-03:** Tallied first NHL assist March 17 vs. Chicago...Scored first NHL goal/point and had 20:14 of ice time March 13 at Anaheim...Made NHL debut March 9 at Dallas...Recalled from Cleveland (AHL) March 9...Posted four points (1-3=4) and 82 PIM in 42 games with the Barons when promoted...**2001-02:** Posted four points (1-3=4) and ranked 4th on Cleveland in PIM (206)...**2000-01:** Posted four assists and led Kentucky in PIM (230) in first professional season...**Playoffs:** Led team in plus/minus (+2)...**1999-00:** North Bay's alternate captain was second on club in PIM (194) and set junior career high in games played (67)...Doubled career high in goals



(four)...Named North Bay's Defenseman and Scholastic Player of the Year...**1998-99:** Selected Best Body Checker in a poll among OHL coaches...2nd on club in penalty minutes (150)...**1997-98:** Drafted by San Jose (fourth round, 98th overall) in 1998 NHL Entry Draft...3rd on North Bay in penalty minutes (200).

PERSONAL:

"Davy" lists these favorites: Spend time with his two kids (offseason activity); Playing football, watching tennis (sports besides hockey); Joe Thornton (athlete); Goodwill Hunting (movie); Game of Thrones (TV show); Metallica (band); Bermuda (vacation spot); Momiji Sushi in Toronto (restaurant); Scott Stevens (hockey idol); Playing in Game 1 of the Western Conference Finals against Calgary (hockey moment); Dallas (road city); Nashville Predators (non-Sharks jersey)...First job was as an ice cream scooper...Would be a firefighter if he was not playing hockey professionally...Names Matt Damon as the actor who would star in a movie about his life...Can't live without his iPad...His minor hockey coach was the biggest influence on his hockey career...Says Alexander Ovechkin is the most exciting player to watch in the NHL...Lists Niklas Kronwall as the hardest hitter in the NHL...In his hometown of Oakville, ON, he enjoys to hang out at Burger Works and enjoys the fact that Oakville is quiet and has a lot of community owned businesses (like Los Gatos and Saratoga) but is still a short 15 minute drive to Toronto if he wants to go into the city.



CAREER STATISTICS

PLAYOFFS

SEASON	CLUB	LEAGUE	GP	G	A	PTS	PIM	GP	G	A	PTS	PIM
1997-98	North Bay	OHL	59	0	11	11	200	-	-	-	-	-
1998-99	North Bay	OHL	59	2	17	19	150	4	0	1	1	12
1999-00	North Bay	OHL	67	4	6	10	194	6	0	1	1	8
2000-01	Kentucky	AHL	72	0	4	4	230	3	0	0	0	0
2001-02	Cleveland	AHL	70	1	3	4	206	-	-	-	-	-
2002-03	San Jose	NHL	15	1	2	3	22	-	-	-	-	-
	Cleveland	AHL	42	1	3	4	82	-	-	-	-	-
2003-04	San Jose	NHL	55	0	3	3	92	5	0	2	2	4
2004-05	Cardiff	EIHL	40	6	7	13	138	10	1	1	2	12
2005-06	San Jose	NHL	69	1	5	6	76	1	0	0	0	0
2006-07	San Jose	NHL	22	0	2	2	27	-	-	-	-	-
2007-08	San Jose	NHL	15	0	0	0	21	-	-	-	-	-
	N.Y. Islanders	NHL	19	1	1	2	32	-	-	-	-	-
2008-09	Vancouver	NHL	23	0	2	2	51	-	-	-	-	-
2009-10	New Jersey	NHL	1	0	0	0	0	-	-	-	-	-
	Lowell	AHL	70	4	13	17	182	5	0	1	1	12
2010-11	Albany	AHL	63	4	14	18	151	-	-	-	-	-
2011-12	HC Trinec	Czech	19	1	2	3	12	-	-	-	-	-
	EC Salzburg	Austria	14	0	4	4	35	3	0	1	1	14
2012-13	EC Salzburg	Austria	53	3	6	9	54	8	0	1	1	24
	Sharks Totals		176	2	12	14	238	6	0	2	2	4
	NHL Totals		219	3	15	18	321	6	0	2	2	4

Selected by San Jose in the 1998 NHL Entry Draft (4th round, 98th overall). Traded to the New York Islanders in exchange for a seventh round selection (Jason Demers) in the 2008 NHL Entry Draft. Signed as a free agent by Vancouver, July 10, 2008. Signed as a free agent by New Jersey, July 31, 2009. Signed as a free agent by San Jose, July 6, 2013.



JASON DEMERS

🐦 @jasondemers5

5

DEFENSE

SHOOTS: Right **HEIGHT/WEIGHT:** 6-foot-1, 195 pounds
BORN: 6/9/88 in Dorval, Quebec **HOMETOWN:** L'Ancienne-Lorette, Quebec

Selected by San Jose in the 2008 NHL Entry Draft (7th round, 186th overall)

2012-13:

Played in his 200th career NHL game on April 9 vs. Columbus... Scored his first goal of the season on March 18 at Anaheim... Made his season debut and led the team with four hits on Feb. 2 vs. Nashville... Missed six games to start the season with an upper body injury suffered in the Spengler Cup, helping Canada win the medal... During the work stoppage, he played for Karpas in Finland's SM-liiga and Team Canada in the Spengler Cup.

CAREER:

2011-12: Tied his career high with four goals on the season... T-3rd amongst Sharks defensemen in goals (4)... Had a goal in two out of his last three games (2-0=2)... Scored his first goal of the season with a power-play tally vs. Chicago on Nov. 23... Recorded an assist and was a +2 in the season opener on Oct. 8 vs. Phoenix...

Playoffs: Appeared in three games... **2010-11:** Led Sharks in plus/minus (+19)... 2nd amongst team defensemen in points... Surpassed his rookie season point output with his 22nd point of the season on March 17 vs. Minnesota... Primary assist on Thornton's game-tying goal with 2:58 left in regulation on March 1 vs. Colorado... Registered his first goal and multi-point game of the season (2) at Philadelphia on Dec. 8... Activated off injured reserve and returned to action on Dec. 6 vs. Detroit... Missed six games due to upper body injury (11/24-12/4)... **Playoffs:** Missed entire WCF series vs. Vancouver (lower body)... Scored first goal in WCQF Game 4... Registered a game-high six blocked shots in WCQF Game 1... **2009-10:** Selected as the PlayStation "Sharks Rookie of the Year" in a vote by Bay Area media... T-4th amongst rookie defensemen in points... Recorded first fighting major on March 31 at Dallas (Mark Fistic)... Tied the single-game franchise record for power play goals by a defenseman with two vs. Minnesota on Jan. 30, matching Boyle and Doug Wilson's mark... Earned his first career point (assist) and was a plus-2 at Anaheim on Oct. 3. The goal scorer, Benn Ferriero, and the players who got assists, Demers and Frazer McLaren, all registered their first NHL career point on that goal. This was only the second time in the last 29 seasons that three players got their first NHL point on

NHL CAREER HIGHLIGHTS

First NHL game — Oct. 1, 2009 at Colorado
First NHL goal — Nov. 15, 2009 at Chicago (Cristobal Huet)
First NHL assist — Oct. 3, 2009 at Anaheim
Most points, game — 2, 6 times, most recent, Jan. 5, 2012 vs. Columbus
Most goals, game — 2, Jan. 30, 2010 vs. Minnesota
Most assists, game — 2, 3 times, most recent, Jan. 5, 2012 vs. Columbus
Most consecutive games, point — 4, Jan. 28, 2010 vs. Chicago through Feb. 4, 2010 at St. Louis
Most consecutive games, goal — 1, 10 times, most recent, March 18, 2013 at Anaheim
Most consecutive games, assist — 3, Oct. 17, 2009 at New York Islanders through Oct. 22, 2009 at Tampa Bay
Most consecutive games played — 45, Dec. 6, 2010 at Detroit through March 14, 2011 at Chicago
Best plus/minus — +3, two times, most recent, April 4, 2011 vs. Los Angeles
200th NHL game — April 9, 2013 vs. Columbus
PlayStation "Sharks Rookie of the Year" — 2009-10

the same goal. The last time it happened was on Oct. 4, 2007, when the Coyotes Daniel Winnik scored against St. Louis with assists from Martin Hanzal and Craig Weller... Split season between San Jose and Worcester (AHL)... **Playoffs:** Scored first postseason goal, a power play tally, in WCF Game 1... Recorded first career postseason multi-point game (two assists) in WCSF Game 1... Recorded his first NHL postseason point with an assist in WCQF Game 5... Made postseason debut on April 14 in WCQF Game 1... **2008-09:** Led Worcester (AHL) in plus/minus (plus-15)... Second amongst team defensemen in points... Scored first professional goal on Dec. 7 vs. Portland... Recorded two-thirds of a "Gordie Howe Hat Trick" in his professional debut with an assist and a fighting major (11 PIM) at Lowell on Oct. 11... **Playoffs:** Second amongst team defensemen in points... **2007-08:** Led league defensemen in points (second on team) and assists (led team)... Fourth on team in PIM... Participated in San Jose's development camp as a tryout before the season... **2006-07:** Second amongst defensemen on Victoriaville (QMJHL) in points... Recorded five goals and 19 assists in 69 games... **2005-06:** Began the season with Moncton before getting traded to Victoriaville...



Posted 19 points in 54 games between the two teams...**2004-05:** Made QMJHL debut with Moncton.

PERSONAL:

“Daddy” lists these favorites: Indian (food); Golf (sport besides hockey); UFC fighter Anderson Silva (athlete); Wedding Crashers (movie); Breaking Bad and New Girl (TV shows); The Weeknd and Mumford & Sons (bands); Japan (vacation spot); Pasta Ria in Los Gatos (restaurant); Dan Boyle (hockey idol); Scoring a goal in the Western Conference Finals against Chicago (hockey moment); Chicago (road city); Montreal Canadiens (non-Sharks jersey)...Has a hidden talent of being a great dancer... His first job was a hockey instructor...Would be involved

with medicine or languages if he was not playing hockey professionally...If he could hang out with one person in history he would have a couple of drinks and talk with Bill Clinton...Says Adam Sandler would be the actor to star in a movie about his life...Can't live without his TV...Consistently named by his teammates as one of the funniest players on the Sharks...Biggest influence on his hockey career was his parents...Says the most exciting player to watch in the NHL is Pavel Datsyuk...Says Scott Hannan would make the best coach and is the smartest teammate on the Sharks (“He thinks he is too”)...In his hometown of L’Ancienne-Lorette, Quebec, he likes to hang out at the Cactus Bar and eat at Bamboo.

CAREER STATISTICS								PLAYOFFS				
SEASON	CLUB	LEAGUE	GP	G	A	PTS	PIM	GP	G	A	PTS	PIM
2004-05	Moncton	QMJHL	25	0	1	1	10	-	-	-	-	-
2005-06	Victoriaville	QMJHL	33	2	13	15	58	5	0	2	2	10
	Moncton	QMJHL	21	1	3	4	15	-	-	-	-	-
2006-07	Victoriaville	QMJHL	69	5	19	24	98	6	0	0	0	2
2007-08	Victoriaville	QMJHL	67	9	55	64	91	6	1	5	6	6
2008-09	Worcester	AHL	78	2	31	33	54	12	0	4	4	6
2009-10	San Jose	NHL	51	4	17	21	21	15	1	4	5	8
	Worcester	AHL	25	4	13	17	24	-	-	-	-	-
2010-11	San Jose	NHL	75	2	22	24	28	13	2	1	3	8
2011-12	San Jose	NHL	57	4	9	13	22	3	0	0	0	2
2012-13	San Jose	NHL	22	1	2	3	10	1	0	0	0	2
	Karpat	FNL	30	5	16	21	18	-	-	-	-	-
Sharks/NHL Totals			205	11	50	61	81	32	3	5	8	20

Selected by San Jose in the 2008 NHL Entry Draft (7th round, 186th overall).



ANDREW DESJARDINS

(deh-JAHR-din)

🐦 @AndrewDesjardin

10
CENTER

SHOOTS: Left **HEIGHT/WEIGHT:** 6-foot-1, 195 pounds
BORN: 7/27/86 in Lively, Ontario **HOMETOWN:** Lively, Ontario

Signed by San Jose as a free agent on June 26, 2010.

2012-13:

1st on the team in penalty minutes (61)...T-8th on the team in hits (53) and 5th amongst forwards in blocked shots (27)...Won 54.2% of his faceoffs...Scored a goal and had a fighting major on April 1 vs. Vancouver...Was unsuccessful on his first career penalty shot on March 23 at Minnesota vs. Niklas Backstrom...Had a match penalty on Feb. 5 vs. Chicago that was immediately rescinded following the game by the NHL...Played in his 100th career NHL game on Jan. 31 vs. Edmonton...
Playoffs: Appeared in all 11 games and tallied six PIM.

CAREER:

2011-12: Was named the PlayStation "Sharks Rookie of the Year"...7th on the team in hits (93)...Won 53.0% of his faceoffs, good for 3rd on the team...Had a fighting major vs. Dallas on March 31...Scored the game-winning goal on March 26 vs. Colorado...Scored the game-winning goal vs. Tampa Bay on Dec. 21...Registered a career high 17 penalty minutes, including his first career fighting major (with Beleskey), on Oct. 17 vs. Anaheim...Registered his first career two-goal game (2-0=2) in the season opener vs. Phoenix on Oct. 8...
Playoffs: Scored a goal in Game 1 of the WCQF at St. Louis...**2010-11:** Had a two-game assist streak from April 4-6...Reassigned to Worcester on April 9...Recorded his first assist on April 4 vs. Los Angeles...Notched his first NHL goal and point on March 23 vs. Calgary...Posted four hits and won all three faceoffs in 5:33 of playing time on March 17 vs. Minnesota...Made his NHL debut on Jan. 3 vs. Vancouver...**AHL:** Posted a season-high three points twice, Nov. 21 vs. Springfield (goal and two assists) and Feb. 11 at Springfield (two goals and assist)...Led team in plus/minus (plus-14)...
Playoffs: Plus-1 in three games...Scored his first career playoff goal in WCF Game 4 vs. Vancouver...Made playoff debut in WCF Game 3...**2009-10:** Member of the "Crazed Rats" Line (along with Dan DaSilva and John McCarthy), which won Worcester's (AHL) Unsung Heroes Award...Set career highs in goals, assists and points...Second on team in both plus/minus (plus-29) and PIM...
Playoffs: Second on the team in PIM...**2008-09:** A plus-4 in 74

NHL CAREER HIGHLIGHTS

First NHL game — Jan. 3, 2011 vs. Vancouver
First NHL goal — March 23, 2011 vs. Calgary
First NHL assist — April 4, 2011 vs. Los Angeles
Most points, game — 2, 2 times, most recent, Jan. 21, 2012 at Vancouver
Most goals, game — 2, Oct. 8, 2012 vs. Phoenix
Most assists, game — 2, Jan. 21, 2012 at Vancouver
Most consecutive games, point — 3, March 22, 2012 vs. Boston through March 26, 2012 vs. Colorado
Most consecutive games, goal — 1, 7 times, most recent, April 21, 2013 vs. Columbus.
Most consecutive games, assist — 2, 4 times, most recent, March 22 vs. Boston through March 24, 2012 vs. Phoenix
Most consecutive games played — 36, Oct. 22, 2012 at Boston through Jan. 14, 2012 at Columbus
Best plus/minus — +2, 3 times, most recent, Jan. 31, 2012 vs. Columbus
100th NHL game — Jan. 31, 2013 vs. Edmonton
PlayStation "Sharks Rookie of the Year" — 2011-12

games for Worcester...Established a career high with three assists on Jan. 2 vs. Norfolk...Scored first AHL goal on Nov. 7 at Hartford...Appeared in five games for Phoenix (ECHL)...
Playoffs: 5TH on Worcester in points and tied for the team lead in goals and plus/minus (plus-7)...Scored the first playoff shorthanded goal in team history vs. Providence on May 13...**2007-08:** Had a 20-goal season...**2006-07:** Points set a junior career high...**2005-06:** Five points in four playoff games for Sault Ste. Marie (OHL)...**2004-05:** Recorded a junior career-high 17 goals for Sault Ste. Marie.

PERSONAL:

"Desi" lists these favorites: Steak (food); Golf and fish (offseason activities); Golf, Tennis (sports besides hockey); Roger Federer (athlete); The Departed (movie); Suits and Game of Thrones (TV shows); Sublime (band); Antigua (vacation spot); Mizu Sushi (restaurant); Joe Sakic (hockey idol); Playing in 2011 Conference Finals against Vancouver (hockey moment); Chicago (road city); Edmonton Oilers (non-Sharks jersey)...Has a hidden talent of being an excellent cook...His first job was working in home hardware...Would be a golfer if he wasn't playing hockey professionally...IF he could hang



out with one person in history he would like to go out on the town with Leonardo DiCaprio...He can't live without shoes...Biggest influence on his hockey career was his mom ("She helped me so much")...Says Pavel Datsyuk is the most exciting player to watch in the NHL...States

that teammate Jason Demers is the funniest player on the Sharks and is the best teammate to double-date with...In his hometown of Lively, ON, Desjardins enjoys camping with his friends and family and eating at the Laughing Buddha.

CAREER STATISTICS								PLAYOFFS				
SEASON	CLUB	LEAGUE	GP	G	A	PTS	PIM	GP	G	A	PTS	PIM
2003-04	Sault Ste. Marie	OHL	55	3	6	9	41	-	-	-	-	-
2004-05	Sault Ste. Marie	OHL	68	17	17	34	49	7	0	0	0	2
2005-06	Sault Ste. Marie	OHL	66	12	16	28	78	4	2	3	5	10
2006-07	Sault Ste. Marie	OHL	65	16	26	42	96	13	2	5	7	18
2007-08	Laredo	CHL	64	22	37	59	112	11	2	4	6	21
2008-09	Worcester	AHL	74	8	14	22	99	12	4	2	6	13
	Phoenix	ECHL	5	2	0	2	6	-	-	-	-	-
2009-10	Worcester	AHL	80	19	27	46	126	11	2	2	4	32
2010-11	San Jose	NHL	17	1	2	3	4	3	1	0	1	4
	Worcester	AHL	58	12	17	29	69	-	-	-	-	-
2011-12	San Jose	NHL	76	4	13	17	47	5	1	0	1	2
2012-13	San Jose	NHL	42	2	1	3	61	11	0	0	0	6
Sharks/NHL Totals			135	7	16	23	112	19	2	0	2	12

Signed by San Jose as a free agent on June 26, 2010.



SCOTT HANNAN

27

DEFENSE

SHOOTS: Left **HEIGHT/WEIGHT:** 6-foot-1, 215 pounds
BORN: 1/23/79 in Richmond, British Columbia

Acquired by San Jose from Nashville in exchange for a sixth round selection (171st overall) in the 2013 NHL Draft on April 3, 2013.

2012-13:

Entering 2013-14, is T-2nd among active NHL defensemen in games played since 2000-01 (906)... Appeared in four games with San Jose posting two PIM and five shots... Played his first game since being re-acquired by the Sharks on April 16 vs. Los Angeles... Became only the 2nd player in team history to wear four different numbers (6, 22, 27, 43) – The only other player to wear four different numbers with the Sharks was Alexander Korolyuk, who also wore #27 at one point during his Sharks career... His 47 blocked shots were 4th on Nashville at the time of the trade... Acquired from Nashville in exchange for a sixth round selection in the 2013 NHL Draft... Had one assist in 29 games with Nashville... **Playoffs:** Finished 2nd amongst Sharks defensemen in points (4) and assists (4) in 11 games... 3rd in blocked shots (23) and 2nd in average shorthanded time on ice per game (2:15).

CAREER:

2011-12: Played 75-or-more games for the 11th consecutive season (78)... Averaged more than 20 minutes of ice time for the 9th time in the last 10 seasons (20:21)... 2nd on the Flames in both average shorthanded ice time (2:50) and blocked shots (126)... Suited up for his 900th career game on March 20 at Colorado... Notched his 500th career penalty minute on Dec. 16 at Florida... **2010-11:** Paced Washington in average shorthanded ice time (2:22) and 6th in blocked shots (86) after his acquisition from Colorado on Nov. 30... Scored lone goal as a Capital on March 3 vs. St. Louis... Appeared in the 2011 NHL Winter Classic vs. Pittsburgh on Jan. 1... Made Capitals debut on Dec. 2 at Dallas... Appeared in 23 games with Colorado before being traded to Washington for forward Tomas Fleischmann... **Playoffs:** 2nd on Washington in average time on ice per game (23:37)... T-5th in hits (15) and T-2nd in blocked shots (20)... Led the team in average shorthanded time on ice per game (4:07)... **2009-10:** 2nd on the Avalanche in both blocked shots (144) and average ice time (21:55), in addition to being among the League's Top 25 in average shorthanded ice time (3:16)... **Playoffs:** Paced the Avs in plus/minus rating (+3) and 2nd in average ice

NHL CAREER HIGHLIGHTS

First NHL game — Oct. 9, 1998 vs. Calgary (in Japan)
First NHL goal — Feb. 18, 2000 at Anaheim (Guy Hebert)
First NHL assist — Oct. 9, 1998 vs. Calgary (in Japan)
Most points, game — 3, Jan. 10, 2006 at Boston
Most goals, game — 1, 33 times, most recent, Feb. 21, 2012 vs. Edmonton (with Calgary)
Most assists, game — 2, 11 times, most recent, Nov. 19, 2010 vs. N.Y. Rangers (with Colorado)
Most consecutive games, point — 3, 5 times, most recent, Oct. 24, 2009 vs. Detroit through Oct. 28, 2009 at Calgary (with Colorado)
Most consecutive games, goal — 1, 33 times, most recent, Feb. 21, 2012 vs. Edmonton (with Calgary)
Most consecutive games, assist — 3, 3 times, most recent, Oct. 24, 2009 vs. Detroit through Oct. 28, 2009 at Calgary (with Colorado)
Most consecutive games played — 163, Feb. 19, 2003 vs. N.Y. Islanders through Feb. 28, 2006 vs. Detroit
Best plus/minus — +4, 2 times, most recent, Dec. 9, 2008 vs. Los Angeles (with Colorado)
900th NHL game — March 20, 2012 at Colorado (with Calgary)
"Sharks Player of the Month" Award — Feb. 2003, Oct. 2003
World Cup — Team Canada (2004)
World Championship — Team Canada (2005)

time per game (22:32) in WCQF vs. San Jose... **2008-09:** Led Colorado in average ice time (22:22) and posted a career high in blocked shots (162)... **2007-08:** Appeared in all 82 games with Colorado, tying a career high set in 2003-04... Paced Colorado in blocked shots (153)... **Playoffs:** 3rd on the team in blocked shots (17)... **2006-07:** Served as an alternate captain for San Jose from 2003-07... Notched a career high in assists (20) and tied a personal best in points (24)... Led the Sharks in average ice time (22:49) and blocked shots (140)... 9th in the NHL in even-strength ice time (17:53)... **Playoffs:** Paced San Jose in penalty minutes (33) and blocked shots (21)... **2005-06:** Posted a career-high 24 points (6-18=24) and tied a career high in goals... Led all NHL skaters in even-strength ice time (17:31)... Paced San Jose in average ice time with a career high (24:34)... His 100th career point was the game-winning goal on April 1



vs. Phoenix...**Playoffs:** Led the team in average ice time per game (25:15) and 2nd in blocked shots (18)...**2005:** Helped Canada earn a silver medal at the 2005 World Championships...**2003-04:** Won a gold medal with Team Canada at the 2004 World Cup of Hockey...Set a career high in goals and tied a personal best in plus/minus (+10)...Led the Sharks in average ice time (23:39)...**Playoffs:** Helped the Sharks reach the 2004 Western Conference Finals for the first time in franchise history, T-1st among San Jose blueliners in points (1-5=6) and led the team in average ice time (26:38)...**2002-03:** Established career highs in penalty minutes (61) and shots (114)...Paced the Sharks in average ice time (24:15) and ranked 2nd among club defensemen in points (3-19=22)...**2001-02:** Posted a personal best +10 rating for the second consecutive season...**Playoffs:** Registered two assists in 4-1 win in Game 3, April 22 at Phoenix, including helpers on San Jose's first goal and the game-winner...**2000-01:** Played his first full NHL campaign...**Playoffs:** Led the team in average ice time (25:09)...**1999-00:** 4th among rookie defensemen – and 2nd on the Sharks – in plus/minus rating (+7)...**Playoffs:** Recorded an assist in his NHL Playoff debut in Game 5 of the WCSF at Dallas on May 7...**1998-99:** Started the campaign with the Sharks – before returning to Kelowna of the WHL – recording two assists in his NHL debut vs. Calgary on Oct. 9 in a game played at Yoyogi Arena in Japan...Named Kelowna's MVP, best defenseman and

player of the year...Made his AHL debut with Kentucky April 16 vs. Cincinnati...**1997-98:** Invited to Canada's 1998 Junior Evaluation Camp.

PERSONAL:

"Hammer" lists these favorites: Pork chops (food); Surf and hang out with his buddies (offseason activity); Football (sport besides hockey); Shawshank Redemption, The Dark Knight and Man of Steel (movies); The Wire (TV show); Pearl Jam (band); Hawaii (vacation spot); Mama's Fishhouse in Maui (restaurant); Doug Lidster (hockey idol); Getting drafted and winning the World Cup (hockey moments); Chicago (road city); Chicago Blackhawks (non-Sharks jersey)...Has the hidden talent of being an excellent juggler...His first job was working construction with his step-dad at 15...Would be arguing with somebody ("Probably be a lawyer") if he wasn't playing hockey professionally...If he could hang out with one person in history it would be Nelson Mandela ("His book was phenomenal")...If faced with the situation of fighting one horse-sized duck or 100 duck-sized horses, he would want to fight 100 duck-sized horses...Biggest influence on his hockey career was his family...Names Sidney Crosby the most exciting player to watch in the NHL...Says teammate Brad Stuart is both the funniest person on the team, best to double-date with, and has the nicest car...In his hometown of Surrey, BC, Scott Hannan enjoys hanging out with his family.



CAREER STATISTICS

PLAYOFFS

SEASON	CLUB	LEAGUE	GP	G	A	PTS	PIM	GP	G	A	PTS	PIM
1995-96	Kelowna	WHL	69	4	5	9	76	6	0	1	1	4
1996-97	Kelowna	WHL	70	17	26	43	101	6	0	0	0	8
1997-98	Kelowna	WHL	47	10	30	40	70	7	2	7	9	14
1998-99	Kelowna	WHL	47	15	30	45	92	6	1	2	3	14
	San Jose	NHL	5	0	2	2	6	-	-	-	-	-
	Kentucky	AHL	2	0	0	0	2	12	0	2	2	10
1999-00	San Jose	NHL	30	1	2	3	10	1	0	1	1	0
	Kentucky	AHL	41	5	12	17	40	-	-	-	-	-
2000-01	San Jose	NHL	75	3	14	17	51	6	0	1	1	6
2001-02	San Jose	NHL	75	2	12	14	57	12	0	2	2	12
2002-03	San Jose	NHL	81	3	19	22	61	-	-	-	-	-
2003-04	San Jose	NHL	82	6	15	21	48	17	1	5	6	22
	Canada	World Cup	5	0	1	1	4	-	-	-	-	-
2004-05	Canada	World Ch.	9	0	0	0	8	-	-	-	-	-
2005-06	San Jose	NHL	81	6	18	24	58	11	0	1	1	6
2006-07	San Jose	NHL	79	4	20	24	38	11	0	2	2	33
2007-08	Colorado	NHL	82	2	19	21	55	9	0	1	1	4
2008-09	Colorado	NHL	81	1	9	10	26	-	-	-	-	-
2009-10	Colorado	NHL	81	2	14	16	40	6	0	0	0	4
2010-11	Colorado	NHL	23	0	6	6	6	-	-	-	-	-
	Washington	NHL	55	1	4	5	28	9	0	1	1	2
2011-12	Calgary	NHL	78	2	10	12	38	-	-	-	-	-
2012-13	Nashville	NHL	29	0	1	1	20	-	-	-	-	-
	San Jose	NHL	4	0	0	0	2	11	0	4	4	4
	Sharks Totals		512	25	102	127	331	69	1	16	17	83
	NHL Totals		941	33	165	198	544	93	1	18	19	93

Selected by San Jose in the first round (23rd overall) of the 1997 NHL Entry Draft. Signed by Colorado as a free agent, July 1, 2007. Acquired by Washington from Colorado in exchange for Tomas Fleischmann on Nov. 30, 2010. Signed by Calgary as a free agent, Aug. 13, 2011. Signed by Nashville as a free agent, Aug. 17, 2012. Acquired by San Jose from Nashville in exchange for a sixth round selection (171st overall) in the 2013 NHL Draft on April 3, 2013.



MARTIN HAVLAT

🐦 @martinhavlat

SHOOTS: Left **HEIGHT/WEIGHT:** 6-foot-2, 210 pounds.

BORN: 4/19/81 in Mlada Boleslav, Czech Republic

HOMETOWN: Prague, Czech Republic

Acquired by San Jose from Minnesota in exchange for Dany Heatley, July 3, 2011.

9

RIGHT WING

2012-13:

Tied for the team lead in plus/minus (+7)...5th on the team in goals (8), shots (89) and 7th in points (18)... Played in his 700th career NHL game on April 24 at Phoenix, becoming the 31st Czech Republic native in League history to play in 700 or more NHL games... Had five points (3-2=5) in his last four games of the season... Missed eight games due to injury... His three points (2-1=3) on April 18 vs. Minnesota was a personal best since joining the Sharks... Began the season with a four-game point streak (2-2=4)... Tied the game with a goal on Jan. 24 vs. Phoenix, helping the Sharks rally from a two-goal third period deficit... Scored the game-winning goal on Jan. 20 at Calgary... **Playoffs:** Appeared in two games; missed nine due to injury.

CAREER:


2011-12: Sharks were 25-11-3 with him in the lineup... T-4th on the team in plus/minus (+10)... Scored two goals, including the overtime game-winner, on March 17 vs. Detroit... Missed 43 games due to injury... Scored his first goal as a Shark on Nov. 5 vs. Nashville... Recorded... Had at least one assist in each of his first four games (0-5=5) joining only Joe Thornton to begin his career as a Shark with an assist streak of four or more games (8, Dec. 2 - 20, 2005 for Thornton)... Appeared in his first game as a Shark on Oct. 21 at New Jersey and recorded an assist... **Playoffs:** Scored two goals, including the overtime winner, in Game 1 of the WCQF at St. Louis... T-3rd on the team in points (2-1=3)... **2010-11:** Led Wild in goals, T-1st in points and GWG and 2nd in assists... Tallied seven points during five-game point streak (five assists) from Feb. 28-March 8... Minnesota was 15-2-3 when he scored a goal... Recorded 300th assist vs. Buffalo on March 6... Tallied a goal in three straight games from Feb. 18-22... Skated in 600th game at Chicago on Feb. 16 and registered 500th point (goal) vs. Detroit on Feb. 20... Tallied three assists in 14:51 of ice time at 2011 NHL All-Star Game... Scored OT-forcing goal, added helper and was plus-3 at St. Louis on Feb. 11... Recorded three points (two goals), including game-winning goal and plus-3 rating at Calgary on Jan. 19.

NHL CAREER HIGHLIGHTS

First NHL game — Oct. 5, 2000 at Boston (with Ottawa)
First NHL goal — Oct. 14, 2000 at Toronto (Curtis Joseph, with Ottawa)
First NHL assist — Oct. 5, 2000 at Boston (with Ottawa)
Most points, game — 4, 7 times, most recent, Oct. 5, 2006 at Nashville (with Chicago)
Most goals, game — 4, Nov. 2, 2005 at Buffalo (with Ottawa)
Most assists, game — 3, 6 times, most recent, Nov. 14, 2010 at Tampa Bay (with Minnesota)
Most consecutive games, point — 9, Feb. 14, 2009 through March 3, 2009 (with Chicago)
Most consecutive games, goal — 6, Feb. 1, 2007 through Feb. 11, 2007 (with Chicago)
Most consecutive games, assist — 6, Dec. 29, 2009 through Jan. 9, 2010 (with Minnesota)
Most consecutive games played — 78, Oct. 7, 2010 vs. Carolina through April 2, 2011 vs. Tampa Bay (with Minnesota)
Best plus/minus — +4, 3 times, most recent, Dec. 10, 2006 vs. Edmonton (with Chicago)
700th NHL game — April 24, 2013 at Phoenix (with San Jose)
500th NHL point — Feb. 20, 2011 vs. Detroit (with Minnesota)
200th NHL goal — Jan. 19, 2011 at Calgary (with Minnesota)
300th NHL assist — March 6, 2011 vs. Buffalo (with Minnesota)
NHL Hat Tricks — 5, most recent, Nov. 2, 2005 at Buffalo (with Ottawa)
NHL Player of the Week — Jan. 12 - 18, 2004
Calder Memorial Trophy Finalist — 2001 (3rd)
NHL All-Rookie Team — 2001
All-Star Game — 2011, 2007
Olympics — Czech Republic (2010, 2002)
World Championships — Czech Republic (2004, 2000)
World Cup — Czech Republic (2005)
World Jr. Championships — Czech Republic (2000)

Second goal was 200th of career... Logged season-high 23:21 of ice time at Columbus on Dec. 27... Had points in 10 of 13 November games (16, 11 assists)... Recorded a point in five straight games (eight, six assists) from Nov. 12-20... Tied career high with three assists at Tampa Bay on Nov. 14... **2009-10:** Ranked 2nd on team with 12 multi-point games, 3rd in points, T-3rd in assists and 5th in goals... Tied career high with three assists at Phoenix

on Jan. 16 and vs. Anaheim on Oct. 6...Had season high eight-game point streak (nine, seven assists) from Dec. 28-Jan. 11...Tallied seven assists during career high six-game assist streak from Dec. 29-Jan. 9...Scored goal in 500th NHL game vs. Colorado on Dec. 21...Recorded fifth career overtime goal at Calgary on Dec. 11...Recorded a point in first three games with Wild (five, four assists)...Missed two games (Oct. 16-17, groin), four (Nov. 20-28, hamstring), one (April 2, illness) and final two (April 8-10, lower body)...**Olympics:** Tallied two assists in five games for Czech Republic...**2008-09:** Led Chicago with a career-high 48 assists in a career-high 81 games...Second on Chicago and T-9th in NHL with a career-best plus-29...Second on Chicago in goals, game-winning goals (five) and shots (249)...Second in NHL and led the Blackhawks with four empty-net markers...Netted 21 of his 29 goals and 51 of his 77 points on home ice, both T-7th in NHL...Paced Chicago with 22 multiple-point performances, matching a season-high with three points in a contest seven times...Recorded 15 points (11 assists) in a career-high nine-game point streak (Feb. 14-March 3)...**Playoffs:** Led the Blackhawks in scoring...Matched a playoff best with five multi-point games...Posted six points (four assists) in a postseason-high four straight games (May 5-11)...Missed one game due to injury (May 27)...**2007-08:** Recorded a point in eight of nine games (eight, five assists) from Jan. 30-Feb. 19, including two season-high four-game streaks...Missed 22 games (Oct. 6-Nov. 25, shoulder) and six more (Dec. 23-Jan. 4, pulled groin)...Underwent season-ending shoulder surgery on March 14...**2006-07:** Led Chicago in goals, assists, points and plus/minus (plus-15)...Became the first European-born Blackhawks player to lead team in points since Ivan Boldirev (Zranjanin, Yugoslavia) in 1977-78...Shared team lead in power play goals (five)...Matched a career high with four points (two goals) in Chicago debut at Nashville on Oct. 5...Recorded 16 multiple-point games...Tallied five points (three assists) in his first NHL All-Star Game...Missed 19 games (Oct. 21-Dec. 7, sprained ankle) and three twice (Jan. 5-10,



CZECH THIS OUT

Among active Czech Republic-born players, Martin Havlat is ninth in points. He's also 17th overall among all Czech Republic-born players who have played in the National Hockey League.

RANK	PLAYER/TEAM	YEARS	GP	G	A	PTS
1	Jaromir Jagr/New Jersey	1990-2008, 2011-13	1391	681	1007	1688
2	Patrik Elias/New Jersey	1995-2013	1090	375	555	930
3	Milan Hejduk/Free Agent	1998-2013	1020	375	430	805
4	Vinny Prospal/Free Agent	1996-2013	1108	255	510	765
5	Petr Sykora/Free Agent	1996-2012	1017	323	398	721
6	Roman Hamrlik/Free Agent	1992-2013	1395	155	483	638
7	Radek Dvorak/Free Agent	1995-2013	1200	223	358	581
8	Tomas Kaberle/Free Agent	1998-2013	984	87	476	563
9	Martin Havlat/San Jose	2000-2013	700	224	333	557



pulled groin and April 5-8, shoulder)...**2005-06:** Missed 58 games (Dec. 1-April 13, shoulder surgery)...Had a career-high four goals at Buffalo on Nov. 2...**Playoffs:** Led Ottawa in goals and ranked second in points... Totaled multiple points in five games...**2004-05:** Played for Moscow Dynamo (Russia), Sparta Praha (Czech) and Znojemsti Excalibur Orli (Czech)...**World Cup:** Led team and T-3rd at the tournament in scoring...**2003-04:** Led Ottawa with seven game-winning goals...Named NHL's Offensive Player of the Week (Jan. 18) after tallying seven points (four assists) in three games...Recorded the Sens lone hat trick of the season at Pittsburgh on Feb. 22...Netted multiple points in 19 games, including two four-point outings...Missed first five games due to contract dispute...Missed three games (Nov. 22-25, hamstring) and two (Jan. 29-31, groin)...**2002-03:** 4th on Senators in scoring...Notched a hat trick at Dallas on Jan. 27...Posted 14 multi-point games, including two, four-point performances...**Playoffs:** Appeared in a career-high 18 playoff games as he helped Ottawa reach the Eastern Conference Final...**2001-02:** Totaled six game-winning goals...Named to the Topps/NHL Young Stars Game, but suffered a groin injury and did not play...Recorded a hat trick vs. Phoenix on Dec. 13...Missed 10 games twice (Feb. 4, March 19-21, March 30-April 13, groin)...**Playoffs:** Notched his first career playoff goal, the series-clinching marker, in overtime at Philadelphia on April 26...**Olympics:** Made his Olympic debut at the 2002 Winter Games...**2000-01:** Ranked

third among NHL rookies in scoring...Nominated for the Calder Memorial Trophy...Recorded his first hat trick and four-point game vs. Atlanta on March 14...Accrued 14 points (seven goals) in 15 contests during March to earn rookie of the month honors...**International:** Captured two gold medals for the Czech Republic in the span of four months in 2000 (World Junior Championship and the World Championship).

PERSONAL:

"Kicking Bird" lists these favorites: Chicken and sushi (food); Hang out with his little one-year old girl (offseason activity); soccer (sport besides hockey); Novak Djokovic (athlete); Braveheart and Gladiator (movies); Dexter (TV show); The Caribbean (vacation spot); Milo's (restaurant); Jaromir Jagr (hockey idol); 24 or Prison Break (TV show); Braveheart or Last of the Mohicans (movie); First NHL game when he assisted on the winning goal (hockey moment); Chicago (road city); Chicago Blackhawks (non-Sharks jersey)...Wouldn't know what he would want to do if he wasn't playing hockey professionally ("I haven't really thought about it")...States that Gerard Butler would star in a movie about his life...If faced with the situation of fighting one horse-sized duck or 100 duck-sized horses, he would want to fight one horse-sized duck...In his hometown of Brno, Czech Republic, Havlat enjoys visiting with family and eating and hanging out at his friends' Italian restaurant.





CAREER STATISTICS								PLAYOFFS				
SEASON	CLUB	LEAGUE	GP	G	A	PTS	PIM	GP	G	A	PTS	PIM
1998-99	Trinec	Czech	24	2	3	5	4	8	0	0	0	0
1999-00	Trinec	Czech	46	13	29	42	42	4	0	2	2	8
	Czech Republic	U-20	7	3	2	5	4	-	-	-	-	-
	Czech Republic	World Ch.	9	2	1	3	2	-	-	-	-	-
2000-01	Ottawa	NHL	73	19	23	42	20	4	0	0	0	2
2001-02	Ottawa	NHL	72	22	28	50	66	12	2	5	7	14
	Czech Republic	Olympics	4	3	1	4	27	-	-	-	-	-
2002-03	Ottawa	NHL	67	24	35	59	30	18	5	6	11	14
2003-04	Ottawa	NHL	68	31	37	68	46	7	0	3	3	2
	Sparta	Czech	5	1	3	4	8	-	-	-	-	-
	Czech Republic	World Ch.	3	0	0	0	4	-	-	-	-	-
2004-05	Znojemsti	Czech	12	10	4	14	16	-	-	-	-	-
	Dynamo Moscow	Russia	10	2	0	2	14	-	-	-	-	-
	Sparta	Czech	9	5	4	9	37	5	0	0	0	20
	Czech Republic	World Cup	5	3	3	6	2	-	-	-	-	-
2005-06	Ottawa	NHL	18	9	7	16	4	10	7	6	13	4
2006-07	Chicago	NHL	56	25	32	57	28	-	-	-	-	-
2007-08	Chicago	NHL	35	10	17	27	22	-	-	-	-	-
2008-09	Chicago	NHL	81	29	48	77	30	16	5	10	15	8
2009-10	Minnesota	NHL	73	18	36	54	34	-	-	-	-	-
	Czech Republic	Olympics	5	0	2	2	0	-	-	-	-	-
2010-11	Minnesota	NHL	78	22	40	62	52	-	-	-	-	-
2011-12	San Jose	NHL	39	7	20	27	22	5	2	1	3	8
2012-13	San Jose	NHL	40	8	10	18	30	2	0	0	0	0
	Sharks Totals		79	15	30	45	52	7	2	1	3	8
	NHL Totals		700	224	333	557	384	74	21	31	52	52

Selected by Ottawa in the first round (26th overall) of the 1999 NHL Entry Draft. Acquired by Chicago along with Bryan Smolinski from Ottawa in exchange for Tom Preissing, Josh Hennessy, Michal Barinka and a second round selection (42nd overall, Patrick Wiercioch) in the 2008 NHL Entry Draft on July 10, 2006. Signed by Minnesota as a free agent, July 1, 2009. Acquired by San Jose from Minnesota in exchange for Dany Heatley on July 3, 2011.



MATT IRWIN

52

DEFENSE

SHOOTS: Left **HEIGHT/WEIGHT:** 6-foot-2, 210 pounds

BORN: 11/29/87 in Brentwood Bay, British Columbia

HOMETOWN: Victoria, British Columbia

Signed by the San Jose Sharks as a free agent on March 23, 2010..

2012-13:

Selected as this year's PlayStation "Sharks Rookie of the Year"...Tied for the League lead amongst rookie defensemen in power play goals (4) and 3rd in goals (6)...Signed a two-year contract extension on April 3...Had a four-game point streak (3-1=4) from March 12 - 18...Had a three-game goal streak from March 14 - 18, tying the longest in franchise history for a defenseman...Had eight shots on net on March 10 at Colorado, which marked only the 10th time in Sharks history that a defenseman had eight or more shots on net in a game...Scored his first NHL goal on Jan. 26 vs. Colorado (Varlamov)...Registered his first career NHL point with an assist vs. Phoenix on Jan. 24...Made NHL debut on Jan. 20 at Calgary, playing 19:06 and was a +1...AHL: Had 15 points (1-14=15) in 35 games for Worcester...**Playoffs:** 6th on the team in blocked shots (13)...Recorded an assist (his first career NHL Playoff point) on the game-winning goal in Game 3 of the WCQF vs. Vancouver on May 5...Made NHL Playoff debut in Game 1 of the WCQF at Vancouver on May 1.

CAREER:

2011-12: Finished 1st amongst AHL defensemen with nine power play goals and 209 shots....Amongst AHL defensemen, he was T-9th in points and goals...Represented the Sharks at the 2012 AHL All-Star Classic in Atlantic City...Finished 2nd on the team in points (42) and first with 24 power play points (9-15=24)...Spent Dec. 11 - 16 with San Jose and did not dress in three games...**2010-11:** Second amongst team defensemen in goals and points...T-8th amongst AHL rookie defensemen in points...Recorded 16 power play points and his six power play goals were T-2nd on team...Promoted to San Jose on Feb. 18, but didn't play...Had a four-game point streak (two goals and three assists) snapped on Dec. 18...Scored first professional goal vs. Rochester on Oct. 29 (Tyler Plante)...Recorded his first professional point (assist) at Norfolk on Oct. 16...**2009-10: AHL:** Appeared in three regular season contests and one playoff game for Worcester...**NCAA:** Second amongst team defenseman in points...**2008-09:**

NHL CAREER HIGHLIGHTS

First NHL game — Jan. 20, 2013 at Calgary

First NHL goal — Jan. 26, 2013 vs. Colorado (Semyon Varlamov)

First NHL assist — Jan. 24, 2013 vs. Phoenix

Most points, game — 2, 2 times, most recent, April 21, 2013 vs. Columbus

Most goals, game — 1, 6 times, most recent, April 15, 2013 at Phoenix

Most assists, game — 2, April 21, 2013 vs. Columbus

Most consecutive games, point — 4, March 12, 2013 at St. Louis through March 18, 2013 at Anaheim

Most consecutive games, goal — 3, March 14, 2013 vs. Los Angeles through March 18, 2013 at Anaheim

Most consecutive games, assist — 1, 5 times, most recent, April 21, 2013 vs. Columbus

Most consecutive games played — 24, Feb. 28, 2013 vs. Detroit through April 15, 2013 at Phoenix

Best plus/minus — +3, March 25, 2013 at Anaheim

PlayStation "Sharks Rookie of the Year" — 2012-13

Finished the season with a goal in all three of the Hockey East Quarterfinal games...Scored his first collegiate goal against Boston University on Nov. 14...Eight PIM was the fewest for any UMass defenseman...**2007-08:** Led Nanaimo (BCHL) to their fourth consecutive Chevrolet Cup...Named to the BCHL All-Star Game and was honored as the Top Defenseman for the Coastal Conference for the second year in a row, the Top Defenseman for the team and the Top Community Minded Player...**2006-07:** Named to the BCHL All-Star Team and was awarded the Best Two-Way Player for Nanaimo...**2005-06:** Named the team's Most Improved Player.

PERSONAL

"Matty" lists these favorites: Steak (food); Visiting his cabin (offseason activity); Baseball (sport other than hockey); Dumb and Dumber (movie); Modern Family (TV Show); Eric Church (musician); Puerto Vallarta (vacation spot); The Keg (restaurant); Trevor Linden (hockey idol); Sweeping Canucks in 2013 WQF's (hockey moment); Vancouver (road city); Chicago Blackhawks (non-Sharks jersey)...Has a hidden talent of being an excellent billiards player...His first job was as a berry picker...If



he was not a professional hockey player he would like to be a grocer...Says Jim Carey would be the actor to play a movie about his life...Can't live without his phone... If faced with the situation of fighting one horse-sized duck or 100 duck-sized horses, he would want to fight one horse-sized duck...His mom and dad were the biggest influences on his hockey career...Thinks that

Pavel Datsyuk is the most exciting player to watch in the NHL....Says that last year's defensive partner Dan Boyle is the smartest and best-dressed player on the Sharks... Thinks that Al Stalock could have his own TV show called "Random Facts with Al"....In his hometown of Brentwood Bay, BC he likes to hang out at Horn Lake.

CAREER STATISTICS								PLAYOFFS				
SEASON	CLUB	LEAGUE	GP	G	A	PTS	PIM	GP	G	A	PTS	PIM
2004-05	Nanaimo	BCHL	3	0	0	0	2	-	-	-	-	-
2005-06	Nanaimo	BCHL	56	3	6	9	41	-	-	-	-	-
2006-07	Nanaimo	BCHL	60	22	27	49	67	-	-	-	-	-
2007-08	Nanaimo	BCHL	59	16	37	53	40	-	-	-	-	-
2008-09	UMass-Amherst	HE	31	7	11	18	8	-	-	-	-	-
2009-10	UMass-Amherst	HE	36	7	17	24	16	-	-	-	-	-
	Worcester	AHL	3	0	0	0	2	1	0	0	0	0
2010-11	Worcester	AHL	72	10	21	31	43	-	-	-	-	-
2011-12	Worcester	AHL	71	11	31	42	48	-	-	-	-	-
2012-13	San Jose	NHL	38	6	6	12	10	11	0	1	1	4
	Worcester	AHL	35	1	14	15	26	-	-	-	-	-
Sharks/NHL Totals			38	6	6	12	10	11	0	1	1	4

Signed by San Jose as a free agent on March 23, 2010.



BRACKEN KEARNS

🐼 @Bracken66

38

LEFT WING

SHOOTS: Left **HEIGHT/WEIGHT:** 6-foot, 195 pounds

BORN: 5/12/81 in North Vancouver, British Columbia **HOMETOWN:** North Vancouver, British Columbia

Signed by San Jose as a free agent on July 2, 2012.

2012-13:

Played in his first game as a Shark on March 5 at Vancouver... AHL: Led Worcester in goals, assists, points (21-25=46), power play goals (11) and shots (136)... Selected to play in the 2013 AHL All-Star Game... Son of Dennis Kearns, who played ten seasons with Vancouver from 1971-81... **Playoffs:** T-8th on San Jose in hits (14) despite playing in just seven games... Has played in more NHL Playoff games (7) than regular-season contests (6)... Made NHL Playoff debut in Game 1 of the WCSF at Los Angeles.

CAREER:

2011-12: Made his NHL debut with Florida, appearing in five games and registering 10 penalty minutes... Tied for the team lead in points at the AHL level with San Antonio (22-30=52)... Added seven points in 10 playoff games... **2010-11:** 5th on the team in points (20-23=43) and T-2nd in penalty minutes (104)... **2009-10:** Named the IceHogs Man of the Year and Unsung Hero... Second on the team in points (15-36=51)... Registered his 200th career professional point with an assist at Lake Erie on Feb. 5... Chipped in two assists vs. Chicago on Dec. 2, his 300th career professional game and his 100th career assist... **2008-09:** Suffered a lower-body injury on 2/21/09 against Binghamton and missed the final 23 games of the season... **2007-08:** Scored his first two career AHL power-play goals against Manchester on March 29... **2006-07:** Made AHL debut on March 17 with Cleveland at Grand Rapids and registered an assist... **2005-06:** Led Toledo in with 69 points.

PERSONAL:

"The Colonel" lists these favorites: Raw Veggies (food); Hanging out with his newborn daughter (offseason activity); Golf (sport besides hockey); Tiger Woods (athlete); Anchorman (movie); Breaking Bad (TV show); Jack Johnson (musician); Kuai (vacation spot); The 19th Hole (restaurant); His dad (hockey idol); Playing in the 2013 NHL Playoffs (hockey moment); Vancouver (road city); Chicago Blackhawks (non-Sharks jersey)... Has a hidden talent of being a dog whisperer... His first job was as a bank teller... He would be working in the financial

NHL CAREER HIGHLIGHTS

First NHL game — Oct. 20, 2011 vs. Buffalo (with Florida)

Most consecutive games played — 3, Dec. 1, 2011 at Los Angeles through Dec. 5, 2011 vs. Washington (with Florida)

Best plus/minus — 0, 6 times, most recent, March 5, 2013 at Vancouver

industry if he was not playing hockey professionally... If he could hang out with anyone in history he would like to hang out with musician Jack Johnson and listen to him jam... Says Marky Mark would be the actor to star in a movie about his life... The biggest influence on his hockey career was his dad... Thinks Milan Lucic is the most exciting player to watch in the NHL... Thinks the fastest skater in the NHL is Marian Gaborik... Says that Joe Thornton is the best teammate under pressure... Names Matt Pelech as the teammate who is the funniest and best to double-date with... In his hometown of Vancouver, Bracken likes to hang out at Capilano Golf & Country Club... His father Dennis played 677 NHL games with Vancouver.





CAREER STATISTICS

PLAYOFFS

SEASON	CLUB	LEAGUE	GP	G	A	PTS	PIM	GP	G	A	PTS	PIM
2005-06	Toledo	ECHL	71	33	36	69	66	13	7	3	13	6
	Cleveland	AHL	1	0	1	1	0	-	-	-	-	-
2006-07	Milwaukee	AHL	79	11	15	26	59	4	0	0	0	8
2007-08	Norfolk	AHL	53	9	16	25	40	-	-	-	-	-
	Reading	ECHL	17	5	13	18	17	-	-	-	-	-
2008-09	Norfolk	AHL	53	12	110	22	63	-	-	-	-	-
2009-10	Rockford	AHL	80	15	36	51	99	4	0	2	2	2
2010-11	San Antonio	AHL	72	20	23	43	104	-	-	-	-	-
2011-12	Florida	NHL	5	0	0	0	10	-	-	-	-	-
	San Antonio	AHL	69	22	30	52	58	10	2	5	7	4
2012-13	San Jose	NHL	1	0	0	0	0	7	0	0	0	2
	Worcester	AHL	66	21	25	46	73	-	-	-	-	-
Sharks Totals			1	0	0	0	0	7	0	0	0	2
NHL Totals			6	0	0	0	10	7	0	0	0	2

Signed by Norfolk (AHL) as a free agent on Dec. 14, 2007. Signed by Rockford (AHL) as a free agent on July 26, 2009. Signed by Phoenix as a free agent on July 6, 2010. Signed by Florida as a free agent on July 14, 2011. Signed by San Jose as a free agent on July 2, 2012.



TYLER KENNEDY

81

RIGHT WING

SHOOTS: Right **HEIGHT/WEIGHT:** 5-foot-11, 185 pounds
BORN: 7/15/86 in Sault Ste. Marie, Ontario **HOMETOWN:**

Acquired by San Jose from Pittsburgh in exchange for a second round selection (50th overall) in the 2013 NHL Draft, June 30, 2013.

2012-13:

5th on the team in shots (100)...T-13th on the team in points (6-5=11)...T-9th on the team in goals (6) and T-12th in PIM (19)...T-9th amongst team forwards in power-play points (3) and T-6th amongst team forwards in points vs. the Atlantic Division (8)...Recorded his first fighting major of the season on March 26 against Gabriel Dumont of Montreal...Scored the overtime game-winning goal March 24 vs. Philadelphia...Collected a season high two points (1-1=2) on March 16 vs. N.Y. Rangers...Tied a career high with a +3 on Feb. 20 vs. Philadelphia...Tallied first assist of the campaign on Feb. 9 at New Jersey...Scored first goal of the season on Jan. 20 at N.Y. Rangers...**Playoffs:** Led the team with +6 rating in nine games played...T-4th on the team in shooting percentage (16.7%)...Ranked 9th on the team in points (2-3=5)...Recorded a three-game point streak (1-2=3) in the ECQF vs. Ottawa...Scored the game-winning goal in Game 5 of the ECQF vs. N.Y. Islanders.

CAREER:

2011-12: 10th on the team in points (33) and 8th in goals (11)...Recorded double digits in goals (11) for fifth straight season...Recorded 20 or more assists for the third time in career...Scored twice on March 20 vs. Winnipeg...Played in 300th career game Jan. 17 vs. Carolina...Posted a career-long five-game point streak Dec. 17-29 (2-5=7)...Tied a career high with three points (1-2=3) on Nov. 25 vs. Ottawa...Missed 12 games due to injury...**Playoffs:** 2nd on team with three goals (all scored at home) while totaling six points...**2010-11:** Recorded double digits in goals in first five seasons of his career, and topped 20 for the first time...Set career highs in games played (80), goals (21), assists (24), points (45) and power-play goals (7)...4th on the team in points (45), 3rd in goals (21), 4th in assists (24), 2nd in shots (234) and T-2nd in power-play goals (7)...Ended the regular season with a four-game point streak (2-2=4) from April 2-10...Tallied three assists on March 13 vs. Edmonton...Scored two goals on Feb. 23 vs. San Jose...Tallied his 100th career NHL point (assist) vs. Detroit on Jan. 18...Scored first Penguins goal at CONSOL Energy Center 44 seconds

NHL CAREER HIGHLIGHTS

First NHL game — Oct. 27, 2007 vs. Montreal (with Pittsburgh)
First NHL goal — Nov. 3, 2007 at N.Y. Islanders (Rick DiPietro with Pittsburgh)
First NHL assist — Nov. 24, 2007 vs. Atlanta (with Pittsburgh)
Most points, game — 3, 4 times, most recent, Nov. 25, 2011 vs. Ottawa (with Pittsburgh)
Most goals, game — 2, 6 times, most recent, March 20, 2012 vs. Winnipeg (with Pittsburgh)
Most assists, game — 3, March 13, 2011 vs. Edmonton (with Pittsburgh)
Most consecutive games, point — 5, Dec. 17, 2011 vs. Buffalo through Dec. 29, 2011 vs. Philadelphia (with Pittsburgh)
Most consecutive games, goal — 2, March 21, 2011 at Detroit through March 24, 2011 at Philadelphia (with Pittsburgh)
Most consecutive games, assist — 4, April 4, 2009 at Carolina through April 9, 2009 vs. N.Y. Islanders (with Pittsburgh)
Most consecutive games played — 49, March 5, 2012 vs. Phoenix through March 19, 2013 vs. Washington (with Pittsburgh)
Best plus/minus — +3, 5 times, most recent, Feb. 20, 2013 vs. Philadelphia (with Pittsburgh)
300th NHL game — Jan. 17, 2012 vs. Carolina (with Pittsburgh)
Stanley Cup Champion — 2008-09 (with Pittsburgh)

into third period on Oct. 7 vs. Philadelphia...**Playoffs:** T-4th on the team in points (3)...2nd on the team in goals (2) and 1st in shots (33)...Scored the game-winning goal in Game 3 of the ECQF vs. Tampa Bay...**2009-10:** T-7th on the team in goals (13)...4th on the team in plus/minus (+10)...T-4th on the team in game-winning goals (4)...5th on the team in shots (175)...Tallied the game-winning goal in three of Pittsburgh's first six games of the season...**Playoffs:** Appeared in 10 games...**2008-09:** 7th on the team in points (35), goals (15) and assists (20)...4th on the team in plus/minus (+15) and shots (171)...T-3rd on the team in game-winning goals (3)...2nd on the team in faceoff percentage (53.8%)...Potted the game-winning goal and added an assist Nov. 1 at St. Louis...Scored two goals in the first game of the

season on Oct. 4 at Ottawa...**Playoffs:** Won the Stanley Cup with Pittsburgh...T-1st in the NHL in game-winning goals (3)...T-6th on the team with five goals...4th on the team in shots (68)...Scored the game-winning goal in Game 6 of the SCF vs. Detroit...Tallied three points (2-1=3) in the last four games of the SCF...Scored the game-winning goals in Game 4 and Game 1 of the ECQF vs. Philadelphia...**2007-08:** Led all Pittsburgh rookies in points (19) and goals (10)...T-3rd on the team in game-winning goals (4); T-2nd amongst League rookies...9th on the team in shots (104) despite playing in just 55 NHL games...Selected to play in YoungStars game at NHL All-Star Weekend, but could not play due to illness...Scored first career NHL goal (DiPietro) vs. N.Y. Islanders on Nov. 3, but had to wait for video replay to confirm...Made NHL debut on Oct. 27 vs. Montreal...Played in 10 games with Wilkes-Barre Scranton (AHL) and recorded 5-4=9...**Playoffs:** Appeared in all 20 playoff games (registering four assists) as Pittsburgh reached the SCF vs. Detroit...**2006-07:** 6th on Wilkes-Barre Scranton in points (12-25=37) in his first professional season...**2005-06:** Led Sault Ste. Marie in scoring (22-48=70) as 19-year-old...Teammates with fellow Sharks forward Andrew Desjardins from 2003-2006...**2004-05:** 2nd on the team in points (21-36=57)...**2003-04:** 4th on the team in points (16-26=42)...**2002-03:** Named Greyhounds rookie of the year posting 5-10=15.



PERSONAL:

"TK" lists these favorites: Cheeseburger (food); Ride his Seadoo (offseason activity); Football (sport besides hockey); Travis Pastrana (athlete); Shooter (movie); Shark Tank (TV show); Kings of Leon (band); Cottage in Sault Ste. Marie (vacation spot); Capital Grill (restaurant); Jeremy Stevenson (hockey idol); Winning Stanley Cup with Pittsburgh in 2009 (hockey moment); Toronto (road city); Chicago Blackhawks (non-Sharks jersey)...First job was cutting grass...Would be a gym teacher is he was

not playing hockey professionally...If he could hang out with one person in history he would hang out with Travis Pastrana and all of his buddies...Says Mark Wahlberg would be the actor to star in a movie about his life...Can't live without his iPhone...Biggest influence on his hockey career was his family...Says the fastest skater in the NHL is Sidney Crosby...States the hardest hitter in the NHL is Raffi Torres...In his hometown of Sault Ste. Marie, he likes to hang out at his cottage, eat at Chummy's (greasy food), and attend the biggest annual festival in the town of Bonsoo.

CAREER STATISTICS

								PLAYOFFS				
SEASON	CLUB	LEAGUE	GP	G	A	PTS	PIM	GP	G	A	PTS	PIM
2001-02	Soo	NOBHL	34	22	27	49	-	-	-	-	-	-
2002-03	Sault Ste. Marie	OHL	61	5	10	15	33	4	0	0	0	0
2003-04	Sault Ste. Marie	OHL	63	16	26	42	28	-	-	-	-	-
2004-05	Sault Ste. Marie	OHL	61	21	36	57	37	4	1	3	4	4
2005-06	Sault Ste. Marie	OHL	64	22	48	70	60	4	1	2	3	2
2006-07	Wilkes-Barre Scranton	AHL	40	12	25	37	20	-	-	-	-	-
2007-08	Pittsburgh	NHL	55	10	9	19	35	20	0	4	4	13
	Wilkes-Barre Scranton	AHL	10	5	4	9	10	-	-	-	-	-
2008-09	Pittsburgh	NHL	67	15	20	35	30	24	5	4	9	4
2009-10	Pittsburgh	NHL	64	13	12	25	31	10	0	0	0	2
2010-11	Pittsburgh	NHL	80	21	24	45	37	7	2	1	3	2
2011-12	Pittsburgh	NHL	60	11	22	33	29	6	3	3	6	2
2012-13	Pittsburgh	NHL	46	6	5	11	19	9	2	3	5	2
NHL Totals			372	76	92	168	181	76	12	15	27	25

Selected by Pittsburgh in the 2004 NHL Entry Draft (4th round, 99th overall). Acquired by San Jose from Pittsburgh in exchange for a second round selection (50th overall) in the 2013 NHL Draft, June 30, 2013.



PATRICK MARLEAU

12

LEFT WING

SHOOTS: Left **HEIGHT/WEIGHT:** 6-foot-2, 220 pounds
BORN: 9/15/79 in Aneroid, Saskatchewan **HOMETOWN:** San Jose, California

Selected by San Jose in the 1997 NHL Entry Draft (1st round, 2nd overall).

2012-13:

Voted the winner of the RAM "Sharks Fan Favorite Award" for the third consecutive season...T-8th in the League in road goals (11)...2nd on the team in goals (17) and shots (150) and T-3rd in points (17-14=31)...Has a consecutive games played streak of 296 games intact (April 9, 2009 – present), which is the 2nd longest in Sharks history (Thornton – 379)...T-24th all-time in game-winning goals (79)...Had a five-game point streak (3-2=5) from March 10 - 18...Scored his 400th career NHL goal on March 10 at Colorado, becoming just the 30th player in history to score his first 400 goals with one team...Was named the NHL Second Star of the Month for January and was the NHL First Star of the Week for the week ending Jan. 27...Opened the season with a six-game point streak (9-5=14)...Opened the season with a five-game goal streak from Jan. 20 – Jan. 27...ELIAS: No Shark has ever begun a season with 13 points in the first five games. Both he and Joe Thornton reached that mark...ELIAS: Became the second player in the history of the NHL to open a season with four multi-goal games joining Cy Denneny of the 1917-18 Ottawa Senators...Alternate captain...**Playoffs:** Tied for the team lead in goals (5) and T-4th in points (8)...T-4th in the League in goals after the first round (4)...Led the team in shots (41) and average ice time amongst Sharks forwards (21:17)...Scored the overtime, series-clinching goal in Game 4 of the WCQF vs. Vancouver; The goal, his 14th career NHL playoff game-winning goal, tied him for 10th place all-time in NHL history in playoff game-winning goals...Ranks 2nd amongst active NHL players in career playoff goals (57).

CAREER:

2011-12: Won the "Sharks Fan Favorite Award", as voted on by the fans, for the second consecutive season...Played in all 82 games for the third consecutive season...Reached the 30-goal mark for the fourth consecutive time and the sixth season overall...T-7th in the League in game-winning goals (8) and T-10th in road goals (18)...3rd on the team in goals (30) and points (30-34=64)...Led the team in game-winning goals (8) and 2nd in power play goals (10)...Played his 1,100th game on March 6 vs. Edmonton...Scored his 76th career game-winning goal on Feb. 23 at Toronto...Recorded his 800th and 801st points with a goal and an assist at Minnesota on Jan. 10...Named the Brocade

NHL CAREER HIGHLIGHTS

First NHL game — Oct. 1, 1997 vs. Edmonton
First NHL goal — Oct. 19, 1997 at Phoenix (Nikolai Khabibulin)
First NHL assist — Oct. 11, 1997 vs. Boston
Most points, game — 4, 8 times, most recent, Oct. 27, 2010 vs. New Jersey
Most goals, game — 3, 4 times, most recent, Nov. 20, 2011 at Colorado
Most assists, game — 4, Feb. 10, 2006 vs. Dallas
Most consecutive games, point — 10, March 31, 2012 vs. Dallas through Jan. 29, 2013 vs. Anaheim
Most consecutive games, goal — 7, April 5, 2012 at Los Angeles through Jan. 27, 2013 vs. Vancouver
Most consecutive games, assist — 7, Dec. 2-18, 2005
Most consecutive games played — *296, April 9, 2009 through present (*streak intact)
Best plus/minus — +4, two times, most recent, Oct. 27, 2010 vs. New Jersey
1,100th NHL game — March 6, 2012 vs. Edmonton
1,000th NHL game — Jan. 17, 2011 at Phoenix
100th NHL goal — Nov. 13, 2002 at Atlanta
400th NHL goal — March 10, 2013 at Colorado
100th NHL assist — Dec. 11, 2001 vs. Edmonton
400th NHL assist — March 14, 2011 at Chicago
800th NHL point — Jan. 10, 2012 at Minnesota
NHL Hat Tricks — 4, Nov. 20, 2011 at Colorado; April 6, 2002 vs. Detroit; Nov. 9, 2006 at Los Angeles; Nov. 27, 2009 at Edmonton
NHL Offensive Player of the Week — Nov. 30-Dec. 4, 2005; Feb. 5-11, 2006
NHL Player of the Week — Jan. 20-27, 2013 (1st Star), Oct. 19 - 25, 2009 (Third Star)
NHL Player of the Month — Jan. 2013 (2nd Star)
"Sharks Player of the Year" — 2003-04, 2008-09, 2009-10
"Sharks Player of the Month" — Nov. 2011, March 2011, Oct. 2009, Oct. 2008, Jan. 2007, Nov. 2005, Dec. 2003 (co-winner), Nov. 2002
PlayStation "Sharks Rookie of the Year" — Co-winner 1997-98
PlayStation "Three Stars of the Game" Award — 2003-04, 2008-09
"Sharks Fan Favorite Award" — 2012-13, 2011-12, 2010-11
NHL All-Star Game — 2009, 2007, 2004
Olympics — 2010 (gold medal)
World Cup — Team Canada (2004, DNP)
World Championships — Team Canada (1999, 2001, 2003, 2005)

"Sharks Player of the Month" for November...Recorded his fourth career regular season hat trick (3-0=3), which is second most in franchise history, on Nov. 20 at Colorado...**2010-11:** T-1st in the League in home goals (26), T-4th in game-winning goals (nine), 6th in goals, T-12th in power play goals (11), T-14th in even strength goals (24), 13th in shots (279) and T-15th in points...Led Sharks in scoring...Had 21 points (11 assists) in the last 13 games...Post All-Star Break (32 games), had 37 points (19 goals), seven game-winning goals and a plus-16...Set a franchise record with 12 shots vs. Dallas on March 31 and scored two goals...Became the first Shark to record three OT goals in a season on March 8 vs. Nashville...Scored his seventh regular season overtime goal on Feb. 22 at Pittsburgh...Scored the game-winning goal, his 20th of the season, Feb. 9 at Columbus. This marked the 10th time he's scored 20 goals...Played in his 1,000th NHL game (scored a goal) on Jan. 17 at Phoenix, becoming the youngest player ever to reach that plateau with one organization...Tied his single-game career high with four points (three assists), the first of which (an assist) marked his 700th point, on Oct. 27 vs. New Jersey...**Playoffs:** Ended the postseason with a six-game point streak (eight, five goals)...T-9th in the League in goals...Scored a goal and had a fighting major in WCF Game 2 at Vancouver...Scored the series-clinching, game-winning goal in WCSF Game 7 vs. Detroit...Had the primary assist on two OT goals in WCQF vs. Los Angeles...Had two points (goals and assist), including the primary assist on the overtime winner, in WCQF Game 3 at Los Angeles...**2009-10:** The Sharks Foundation "Sharks Player of the Year"...His career-high 44 goals tied the second most ever scored by a Sharks player in a single season (Owen Nolan — 1999-00) and were fourth in the National Hockey League...Third in the NHL in road goals (21)...14th in the NHL in points, T-10th in game-winning goals (six), T-3rd in shorthanded goals (four) and T-13th in power play goals (12)...Became the third Sharks player in history to score 40 goals in a season (Jonathan Cheechoo and Nolan) with his tally March 11 vs. Nashville...Established a career high with his 39th goal on March 4 vs. Montreal...Became the fastest Sharks player to reach 30 goals in a season (47 games), surpassing Cheechoo's mark (50 games) from 2005-06...Scored two goals at Phoenix on Jan. 12 to reach the plateau, becoming the first player in the NHL this season to reach 30, the first time a Shark has ever reached 30 first in a season...Tied franchise record for the fastest 20 goals to start a season (32 games) on Dec. 9 vs. Los Angeles, equaling Nolan in 1999-00...Appeared in his 900th game on Dec. 1 vs. Ottawa and scored two goals...Posted a nine-game point streak (16, six goals and 10 assists) from Oct. 17-Nov. 4...Named NHL Third Star of the Week by recording nine points (three goals and six assists) in four games from Oct. 19-25...Became the fastest Shark to score 10 goals in franchise history (13 games)...Tied a franchise record for quickest goal to start a third period (nine seconds) on Oct. 10 vs. Minnesota...**Playoffs:** Figured in the scoring on all but one of the team's goals in the WCF (six points, five goals), including back-to-back multi-goal games...The first player in NHL playoff history to have consecutive multi-goal games in which he's scored all of his teams' goals...Ended the postseason with an eight-game point streak



(10 points, seven goals)...Scored the game-winning goal in the series-clinching WCSF Game 5...In his 100th career playoff game, scored the overtime game-winner in WCSF Game 3...Missed WCSF Game 1 (flu)...**Olympics:** Won a gold medal with Canada and tied the team high with 28 shots...**2008-09:** Selected as the "Sharks Player of the Year"...Winner of the 2008-09 PlayStation "Three Stars of the Game" Award...Sharks nominee for the King Clancy Memorial Trophy...Second on team in points and first in goals (T-11th in NHL)...T-3rd in the League in GW goals (10) and T-9th in home goals (20)...T-2nd in NHL with five SH goals...T-3rd in the NHL in SH points (seven)...Registered his 600th and 601st career points with two goals vs. Edmonton on Feb. 17...Named to the Western Conference All-Star Team, his third appearance (2007 and 2004) and tied for the game-high with three points (goal and two assists)...Surpassed Nolan's all-time franchise record for power play goals by scoring his 76th on Dec. 4 vs. Columbus...Played in his 800th game on Oct. 17 at Anaheim...**Playoffs:** Scored both game-winning goals for the Sharks...Tied for team lead in goals...Scored the game-winning goal in overtime in WCQF Game 5 vs. Anaheim...Scored the game-winning, power play goal in WCQF Game 3 at Anaheim...**2007-08:** Fourth on team in goals, fifth in assists and fourth in points...T-2nd on team in takeaways (44)...Scored the game-deciding goal in three consecutive games, including two game-winners (one in regulation and one in OT) and one shootout winner from March 3-9...Registered his 500th point with three assists on Nov. 15 at Phoenix...**Playoffs:** T-4th on Sharks in points, T-3rd in goals and T-5th in assists...Shorthanded goals in WCSF Games 3 and 4 at Dallas are the first time a player has scored a shorthanded goal in back-to-back playoff games in the same year since Brett Hull in 2002...**2006-07:** Sharks were 19-2-0 when he posted a multi-point game...2nd on team in points and 3rd in goals...T-19th



PATRICK MARLEAU ALL-TIME ON THE SHARKS LEADER BOARD (entering the 2013-14 season)

GAMES PLAYED

RK	PLAYER	GP	RK	PLAYER	PTS
1	Patrick Marleau	1165	1	Patrick Marleau	861
2	Mike Rathje	671	2	Joe Thornton	664
3	Joe Thornton	593	3	Owen Nolan	451
4	Owen Nolan	568	4	Jeff Friesen	350

GOALS

RK	PLAYER	G	RK	PLAYER	PPG
1	Patrick Marleau	404	1	Patrick Marleau	124
2	Owen Nolan	206	2	Owen Nolan	75
3	Jonathan Cheechoo	165	3	Jonathan Cheechoo	62
4	Joe Thornton	162	4	Joe Thornton	59

ASSISTS

RK	PLAYER	A	RK	PLAYER	GWG
1	Joe Thornton	502	1	Patrick Marleau	79
2	Patrick Marleau	457	2	Jonathan Cheechoo	36
3	Owen Nolan	245	3	Joe Pavelski	27
4	Jeff Friesen	201		Marco Sturm	27

in the NHL in PP goals (14), T-4th in game-winning goals (nine) and T-16th in PP points (37)...Played his 700th NHL game at Calgary on Feb. 24, becoming the eighth youngest player in NHL history to reach that mark (27 years, 162 days). Had it not been for the lockout, he would have been the youngest player in NHL history to accomplish the feat...Became the first Sharks player to record back-to-back 30-goal seasons...Snapped his 172 consecutive games played streak on Feb. 16 at Columbus (upper body injury)...*The San Jose Mercury News* "2006 South Bay Sports Person of the Year"...Selected to the Western Conference All-Star Team and scored the fourth goal for the West...Narrowly missed winning the Fastest Skater Competition in the SuperSkills event, posting a laptime of 14.08 seconds...Named the "Sharks Player of the Month" for January...Earned first fighting major since Jan. 4, 2003 on Jan. 13 at Phoenix...Named *"The Hockey News* Player of the Week" by posting seven points in two games during the week of Jan. 1-7...Became the franchise leader in goals when he broke Nolan's mark (207) with his 20th at Los Angeles on Jan. 11...Surpassed Nolan's all-time points mark (451) with four vs. Detroit on Jan. 4...Recorded his 246th assist on Dec. 31 at Dallas, surpassing Nolan's franchise record (245)...Set a franchise record for games played (672), surpassing Mike Rathje on Dec. 12 at Los Angeles...Recorded his 200th goal on Nov. 22 vs. Los Angeles...Recorded second hat trick on Nov. 9 at Los Angeles...**Playoffs:** Surpassed the Sharks franchise record for career postseason games (Rathje — 71) by appearing in his 72nd in WCSF Game 5 at Detroit...Scored the game-tying and game-winning goals in the series-clinching Game 5 at Nashville...**2005-06:** Established single-season career highs in power play goals (20 — seventh in NHL)...44 power play points (20 goals and 24 assists) ranked 13th in the NHL...19th in NHL in points...Third on the Sharks in points and ice time for a forward (19:55)...

Named NHL Offensive Player of the Week for Feb. 11...Set a career high and tied a franchise record by recording four assists against Dallas on Feb. 10...Set a career high with a seven-game assist streak (13, Dec. 2-18)...Set a Sharks franchise record for points by an individual player in a four-game span with 12 from Dec. 2 at Buffalo through Dec. 8 vs. Florida (matched by Thornton)...Named NHL Offensive Player of the Week, registering an NHL-high six points in three games, for the week ending Dec. 4...**"Sharks Player of the Month"** for November...**Playoffs:** At the time of elimination, led NHL in goals, T-1st in PP goals (four) and GWG (two) and T-3rd in points (13)...Registered at least one goal in five consecutive games (eight) from April 23-May 7...His seven goals and four power play goals in the WCQF are both franchise records in a single postseason series (PPG tied by Pavelski in 2010 vs. Detroit)...Led all NHL skaters during the CQF in goals (seven) and was T-1st in power play goals (four) and game-winning goals (two)...Registered his third career hat trick, including the game-winning goal, in WCQF Game 4 vs. Nashville, making him the franchise's all-time postseason scoring leader...**2004-05:** Selected to play for gold medal-winning Team Canada at the 2004 World Cup of Hockey (DNP) and the silver medal-winning team at the 2005 World Championships...Invited to Team Canada's Development Camp for the 2006 Winter Olympics...**2003-04:** Led Sharks in points and T-1st in goals...Recipient of the "Sharks Player of the Year" and PlayStation "Three Stars of the Game" Awards...Played 15:11 at All-Star Game...As part of the rotating captaincy plan, was named captain for the remainder of the season on Jan. 5...Named alternate captain for fourth 10-game segment (Dec. 17-Jan. 3)...Had consecutive games played streak snapped at 181, missing Jan. 17 at Colorado (ankle)...Surpassed 300 NHL points on Jan. 10 vs. Atlanta (goal and assist)...Played in his 500th NHL game on Nov. 26 vs. Chicago...**Playoffs:** T-14th NHL in points and T-3rd in PP goals (four — led Sharks)...First on team in goals, second in 12 points...Posted hat tricks in WCQF Game 2 vs. St. Louis and WCSF Game 1 vs. Colorado...**2002-03:** Helped Team Canada win gold medal at the 2003 IIHF Men's World Championships...First on team, third in tournament in plus/minus (plus-11)...T-1st on Sharks in goals, third in assists and points and fourth in shots (172)...Led Sharks in shooting percentage (16 percent)...One of six sharks to appear in all 82 games...Tallied first career shorthanded goal Dec. 6 vs. Columbus...Named "Sharks Player of the Month" for November...Scored his 100th NHL goal Nov. 13 at Atlanta...Scored penalty shot goal Nov. 11 vs. Dan Blackburn of the N.Y. Rangers...Appeared in 400th NHL game Oct. 19 vs. Colorado, becoming the youngest active NHL player (23 years, 34 days) to achieve the feat and the youngest player since Bob Carpenter played in his 400th on April 6, 1986 (22 years, 268 days old)...**2001-02:** T-4th on team in goals and T-2nd in shooting percentage (17 percent) and in game-winning goals (five)...Tallied first career hat trick on April 6 vs. Detroit...**Playoffs:** Posted points in nine of 12 games...Led team in shooting percentage (29 percent), goals, game-winning goals (three) and points...Posted points (10) in first eight playoff games, setting Sharks record for playoff point streak...**2000-01:** T-2nd on Team Canada in scoring at the World Championships...Led Sharks in

goals, shooting percentage (17 percent), GWGs (six) and points...Played in his 300th NHL game on March 1 at Ottawa...**Playoffs:** Scored Sharks lone goal in WCQF Game 1 at St. Louis...**1999-00:** Co-recipient of the "Sharks Iron Man" Award...Recorded seven multi-point games...Collected his first "Gordie Howe Hat Trick" Dec. 10 vs. Atlanta...**1998-99:** Represented Canada at the World Championships...Led Sharks in shooting percentage (15.7 percent), second in GWG (fourth) and third in points and T-3rd in plus/minus (plus-10)...**Playoffs:** Posted first career points in Stanley Cup Playoffs (goal and an assist) in WCQF Game 4 at Colorado...**1997-98:** Co-winner of the PlayStation "Sharks Rookie of the Year" Award, along with Marco Sturm and Andrei Zyuzin...Named runner-up for NHL Rookie of the Month for March after scoring nine points in 15 games...The youngest player in the NHL, finishing season at 18 years, seven months...T-5th among NHL rookies in goal scoring, second in shooting percentage (14.4 percent), third in points and fourth in scoring...Posted first career GWG Feb. 4 at Edmonton...Posted first two-goal game of career Nov. 24 vs. Anaheim...Registered first NHL goal Oct. 19 at Phoenix, making him the second youngest player to score a regular season NHL goal since the end of World War II (according to Elias Sports Bureau, youngest was Chicago's Grant Mulvey, 18 years, 1 month and 2 days on Oct 19, 1974)...Scored first preseason goal Sept. 14 vs. Los Angeles in San Diego, the day before he turned 18...**Playoffs:** Youngest active player during Stanley Cup Playoffs...**1996-97:** Youngest player drafted in 1997 NHL Entry Draft at 17 years, 9 months, 6 days...1997 Western Hockey League Western

Conference Player of the Year...WHL's third leading scorer...Fourth in league in goals and assists...Named to WHL Western Conference First All-Star Team...Led WHL in SHG (nine).

PERSONAL:

"Patty" lists these favorite: Chocolate and pasta (favorite foods); Honesty (personal quality); Baseball (sport besides hockey); Mario Lemieux (hockey idol); Chicago (road city); Slap Shot (hockey movie); Big Brother, Homeland, Dexter, Revenge, The Mentalist (TV shows); Patrick Jane from The Mentalist (TV character); Nickelback (concert attended)...Refuses to eat salmon of any kind...hidden talent is juggling...he would want to play another sport if he didn't play hockey...if he could have dinner with anyone in history it would be Grandpa Marleau ("I never met him")...Biggest influence on his hockey career is his father...Equipment he pays the most attention to are his sticks and skates...Favorite hockey moment was winning the Olympic Gold medal during the 2010 Olympics in Vancouver...Most exciting player to watch is Pavel Datsyuk...Fastest skater in the NHL is Marian Gaborik...Thinks the hardest hitter in the NHL is Zdeno Chara...If you change change one rule he would make smaller equipment for goalies...Pleased to say that he can't name the best teammate he's had in his career ("The list is just too long")...Feels that the Thorntons are the best couple to go on double dates with...Prefers taking a wrist shot to a slap shot, and a body check to a poke check...Thinks Don Cherry has better suits than Don Draper.

CAREER STATISTICS								PLAYOFFS				
SEASON	CLUB	LEAGUE	GP	G	A	PTS	PIM	GP	G	A	PTS	PIM
1995-96	Seattle	WHL	72	32	42	74	22	5	3	4	7	4
1996-97	Seattle	WHL	71	51	74	125	37	15	7	16	23	12
1997-98	San Jose	NHL	74	13	19	32	14	5	0	1	1	0
1998-99	San Jose	NHL	81	21	24	45	24	6	2	1	3	4
	Canada	World Ch.	7	1	2	3	0	-	-	-	-	-
1999-00	San Jose	NHL	81	17	23	40	36	5	1	1	2	2
2000-01	San Jose	NHL	81	25	27	52	22	6	2	0	2	4
	Canada	World Ch.	7	2	3	5	4	-	-	-	-	-
2001-02	San Jose	NHL	79	21	23	44	40	12	6	5	11	6
2002-03	San Jose	NHL	82	28	29	57	33	-	-	-	-	-
	Canada	World Ch.	9	0	4	4	4	-	-	-	-	-
2003-04	San Jose	NHL	80	28	29	57	24	17	8	4	12	6
	Canada	World Cup	-	-	-	-	-	-	-	-	-	-
2004-05	Canada	World Ch.	9	2	2	4	4	-	-	-	-	-
2005-06	San Jose	NHL	82	34	52	86	26	11	9	5	14	8
2006-07	San Jose	NHL	77	32	46	78	33	11	3	3	6	2
2007-08	San Jose	NHL	78	19	29	48	33	13	4	4	8	2
2008-09	San Jose	NHL	76	38	33	71	18	6	2	1	3	8
2009-10	San Jose	NHL	82	44	39	83	22	14	8	5	13	8
	Canada	Olympics	7	2	3	5	0	-	-	-	-	-
2010-11	San Jose	NHL	82	37	36	73	16	18	7	6	13	9
2011-12	San Jose	NHL	82	30	34	64	26	5	0	0	0	4
2012-13	San Jose	NHL	48	17	14	31	24	11	5	3	8	2
	NHL/Sharks Totals		1165	404	457	861	391	140	57	39	96	65

Selected by San Jose in the 1997 NHL Entry Draft (1st round, 2nd overall).



JOHN McCARTHY

43

CENTER

SHOOTS: Left **HEIGHT/WEIGHT:** 6-foot-1, 195 pounds**BORN:** 8/9/86 in Boston, Massachusetts **HOMETOWN:** Andover, Massachusetts

Selected by San Jose in the 2006 NHL Entry Draft (7th round, 202nd overall).

2012-13:

Enters the 2013-14 season 3rd in Worcester (AHL) history in points (126)...7th in points (25), 8th in goals (9) and 6th in assists (16) in 65 games as Worcester's captain...3rd on the team in shots (128) and went 2-for-5 in the shootout (one shootout determining goal)...Tallied six assists in his last 11 games of the season...Scored twice on Feb. 6 at St. John's.

CAREER:

2011-12: Had 14 shots in 10 games for San Jose... Played in his first game of the season on Jan. 21 at Vancouver... Recalled from Worcester on Jan. 21... AHL: Reached the 20-goal mark for the first time in his career, which led Worcester...First on team in points (20-27=47) and 3rd in plus/minus (+7)...Named the Worcester Sharks Team MVP...Served as an alternate captain...Led all forwards with 199 shots on goal... Added 17 points on the power play (6-11-17)...**2010-11:** Split the season between San Jose and Worcester... Scored his first career goal on Oct. 23 at Edmonton (Nikolai Khabibulin)...Registered his first NHL point (assist) at Colorado on Oct. 21...Returned to the lineup on Jan. 20 at Vancouver after missing 17 games following time on Injured Reserve (12/15-1/17, upper body)...Scored the only two goals for Worcester (AHL) and was the second star in a 2-0 win vs. Manchester on April 1...Scored the overtime winning goal at 16 seconds, added an assist and was the #1 star in a 5-4 overtime win at Portland on March 22...Had a five-game point streak (six, three goals) snapped on March 20...**2009-10:** Made his NHL debut on Jan. 9 vs. Detroit and played 11:06...Recalled from Worcester on Jan. 8...Member of Worcester's "Crazed Rats" Line (with Dan DaSilva and Andrew Desjardins) which won the team's Unsung Heroes Award...Named to *The Hockey News* East All-Rookie Team...Led team and was 5th in the AHL with a +36...Posted a seven-game point streak with Worcester from Dec. 18-Jan. 2 (four goals and four assists)...**Playoffs:** Had two goals and 10 PIM in 11 playoff games...**2008-09:** Co-captain of the National Champions...Set career highs in goals, assists and points...Recipient of 2009 John B. Simpson Award,

NHL CAREER HIGHLIGHTS

First NHL game — Jan. 9, 2010 vs. Detroit**First NHL goal** — Oct. 23, 2010 at Edmonton (Nikolai Khabibulin)**First NHL assist** — Oct. 21, 2010 at Colorado**Most points, game** — 1, 4 times, most recent, Nov. 24, 2010 vs. Chicago**Most goals, game** — 1, 2 times, most recent, Nov. 6, 2010 vs. Tampa Bay**Most assists, game** — 1, 2 times, most recent, Nov. 24, 2010 vs. Chicago**Most consecutive games, point** — 2, Oct. 21, 2010 at Colorado through Oct. 23, 2010 at Edmonton**Most consecutive games, goal** — 1, 2 times, most recent, Nov. 6, 2010 vs. Tampa Bay**Most consecutive games, assist** — 1, 2 times, most recent, Nov. 24, 2010 vs. Chicago**Most consecutive games played** — 7, 2 times, most recent, Nov. 20, 2010 vs. Columbus through Dec. 4, 2010 at Montreal**Best plus/minus** — +1, 5 times, most recent, Feb. 13, 2012 at Washington

given to a BU senior on the basis of enthusiastic senior leadership...Received BU's "Unsung Hero" Award for the second time...**2007-08:** Five of his seven points were within the conference...**2006-07:** Appeared in all 39 games...Scored one power play goal, the first of his collegiate career...**2005-06:** Scored four points in his freshman year at Boston University...**2004-05:** Tied for team lead in games played.

PERSONAL:

"J-Mac" lists these favorites: Chicken parmesan (food); Honesty (personal quality in others); Football (sport besides hockey); First NHL game (hockey moment); Tampa Bay (NHL road city); Boston Bruins (non-Sharks jerseys); Slapshot (hockey movie); Forrest Gump (movie); Darius Rucker (musician)...Refuses to eat octopus...Has the ability to cross one-eye...Would be a businessman if he was not playing professional hockey...If he could have dinner with anyone in history it would be New England Patriots coach Bill Belichick...Hockey idol is Cam



Neely...Biggest influence on his hockey career was his father...Pays most attention to his stick...States that Pavel Datsyuk is the most exciting player to watch in the NHL...States that Martin Havlat is the fastest skater in the NHL...Thinks Niklas Kronwall is the hardest hitter in the NHL...Names Scott Nichol the best teammate he's ever had in his career...Last concert he attended was

Kenny Chesney...Prefers a wrist shot to a slap shot... Likes to deliver a body check over a poke check...Would rather block a shot to save a goal than score a goal... Hometown is Andover, Massachusetts...Best thing about his hometown is the prep school he went to there as well as his parents and sister still live there.

CAREER STATISTICS

								PLAYOFFS				
SEASON	CLUB	LEAGUE	GP	G	A	PTS	PIM	GP	G	A	PTS	PIM
2004-05	Des Moines	USHL	60	8	10	18	32	-	-	-	-	-
2005-06	Boston University	HE	32	2	2	4	12	-	-	-	-	-
2006-07	Boston University	HE	39	2	3	5	18	-	-	-	-	-
2007-08	Boston University	HE	38	4	3	7	24	-	-	-	-	-
2008-09	Boston University	HE	45	6	23	29	24	-	-	-	-	-
2009-10	Worcester	AHL	74	15	27	42	39	11	2	3	5	10
	San Jose	NHL	4	0	0	0	0	-	-	-	-	-
2010-11	San Jose	NHL	37	2	2	4	8	-	-	-	-	-
	Worcester	AHL	25	7	5	12	13	-	-	-	-	-
2011-12	San Jose	NHL	10	0	0	0	10	-	-	-	-	-
	Worcester	AHL	65	20	27	47	41	-	-	-	-	-
2012-13	Worcester	AHL	65	9	16	25	12	-	-	-	-	-
	Sharks/NHL Totals		51	2	2	4	18	-	-	-	-	-

Selected by San Jose in the 2006 NHL Entry Draft (7th round, 202nd overall).



ANTTI NIEMI

31

GOALTENDER

CATCHES: Left **HEIGHT/WEIGHT:** 6-foot-2, 210 pounds
BORN: 8/29/83 in Vantaa, Finland **HOMETOWN:** Vantaa, Finland

Signed by San Jose as a free agent on Sept. 2, 2010.

2012-13:

T-1st in the League in wins (24), 1st in minutes (2,581)...T-2nd in games played (43), T-7th in save percentage (.924), T-6th in shutouts (4) and 11th in goals-against average (2.16)...Set career highs in goals-against average and save percentage...Finished 3rd in voting for the Vezina Trophy...Selected as the Brocade "Sharks Player of the Year" and winner of the PlayStation "Three Stars of the Game" award...Posted the third-best single season goals-against average in Sharks history and the second-highest save percentage...Earned a 35-save shutout on April 15 at Phoenix...Posted a seven-game winning streak March 30 thru April 5, one game shy of tying his career-high of eight (Feb. 15, 2011 at Nashville through March 3, 2011 vs. Detroit (with San Jose)...Picked up his second assist as a Shark on April 7 vs. Dallas...NHL's Second Star of the Week from March 25 - 31...Registered back-to-back shutouts for the third time in his Sharks career on March 27 vs. Anaheim (4-0) and March 28 vs. Detroit (2-0)...Earned his 100th career win on Jan. 27 vs. Vancouver...Made 31 saves in season-opening win at Calgary on Jan. 20...During the work stoppage, he played for Pelicans Lahti in Finland...**Playoffs:** 3rd in the League in goals-against average (1.87), 6th in save percentage (.930) and T-4th in wins (7)...Set career bests in goals-against average and save percentage...Had the lowest goals-against average and the highest save percentage amongst goaltenders that did not record at least one shutout.

CAREER:

2011-12: T-5th in the League in shutouts (6) and 9th in wins (34)...7th in the League in minutes (3,936)...Appeared in a career-high 68 games...Had a 22-save shutout vs. Dallas on March 31...Earned a 1-0 shutout with 26 saves on Feb. 28 vs. Philadelphia...Posted back-to-back shutouts on Jan. 24 at Calgary and Jan. 31 vs. Columbus, his third and fourth shutouts of the year...His 34 saves were a personal best in a shutout, and they were the most saves by a Sharks goalie in a 1-0 win in franchise history, on Nov. 23 vs. Chicago...Earned first win of the season, and stopped two out of three shooters in the shootout, on Oct. 21 at New Jersey...**Playoffs:** Had a 2.45 goals-against average in five games...**2010-11:** Sharks Foundation "Sharks Player of the Year" and PlayStation Three Stars of the Game Award...T-9th in wins, T-6th in shutouts and T-11th in goals-against average...Started 34 consecutive games

NHL CAREER HIGHLIGHTS

First NHL game — Feb. 27, 2009 vs. Pittsburgh (with Chicago)
First NHL win — March 1, 2009 vs. Los Angeles (with Chicago)
First NHL shutout — Oct. 3, 2009 at Florida (with Chicago, in Finland)
Most shots faced, game — 47, Jan. 3, 2011 vs. Vancouver (with San Jose)
Most saves, game — 43, Jan. 3, 2011 vs. Vancouver (with San Jose)
Most consecutive wins — 8, Feb. 15, 2011 at Nashville through March 3, 2011 vs. Detroit (with San Jose)
Most consecutive games without a regulation loss — 9, 2 times, most recent, March 15, 2011 at Dallas through April 4, 2011 vs. Los Angeles (8-0-1 with San Jose)
Most consecutive starts — 34, Jan. 15, 2011 vs. St. Louis through April 4, 2011 vs. Los Angeles (with San Jose)
Longest Shutout Streak — 154:46, Nov. 6, 2009 through Dec. 5, 2009 (with Chicago)
Career shutouts — 23, most recent, April 15, 2013 at Phoenix (with San Jose)
Stanley Cup Champion — 2009-10 (with Chicago)
Sharks Player of the Year — 2012-13, 2010-11
PlayStation Three Stars of the Game Award — 2012-13, 2010-11
NHL Player of the Month — Feb. 2011 (2nd Star)
Sharks Player of the Month — Jan./Feb., 2013, March 2011, Feb. 2011
NHL Player of the Week — March 24-31, 2013 (2nd Star), Feb. 14-20, 2011 (1st Star)

from Jan. 15-April 4, going 25-4-4 with a 2.05 goals-against average (69 GA/2,017 minutes) and a .929 save percentage (898/967), the second longest games started streak in franchise history...Signed a four-year contract extension on March 1 and won 2-1 in a shootout vs. Colorado that night...In February, named NHL Second Star of the Month and Sharks Foundation "Player of the Month"...Named NHL's "First Star" of the week for Feb. 20, posting a 3-0-0 record with a 0.98 goals-against average and a .963 save percentage...Did not lose in regulation over 10 consecutive starts (8-0-1) Jan. 15-Feb. 9...With his win at Chicago on Dec. 30, became just the third player in NHL history to defeat the team he won a Stanley Cup with three times the following season...Posted back-to-back shutouts Feb. 5 at Boston and Feb. 8 at Boston...Earned his first shutout as a Shark, which marked the 100th in franchise history, with 28 saves at

Ottawa on Dec. 2...Made his first start as a Shark and earned a victory with a 30-save performance on Oct. 8 vs. Columbus in Stockholm...Lone assist was the first point recorded by a Shark goaltender since April 4, 2009 (86 games) vs. Anaheim by Evgeni Nabokov...**Playoffs:** Made 38-plus saves in five of his eight wins...Stopped 38 shots in WCSF Game 7 vs. Detroit...Made 33 saves in WCQF Game 1 overtime win vs. Los Angeles...**2009-10:** Posted a .912 save percentage in his first full National Hockey League season...Led the Western Conference and ranked fourth in the NHL in goals-against average...T-3rd in the NHL in shutouts...Combined with Cristobal Huet for a league-high 11 team shutouts...Had 30-or-more saves eight times...T-5th in the NHL with six shootout victories (6-2)...Posted an .812 save percentage in the shootout, best in the NHL among netminders who faced at least 16 attempts...Turned aside all 10 shootout attempts he faced at home during the season, winning all three games...Earned his first NHL shutout by stopping 23 shots in a 4-0 win over Florida on Oct. 3 as part of NHL Premiere 2009 in his native Finland...**Playoffs:** Started all 22 games and won the Stanley Cup...Among playoff goaltenders: 2nd in shutouts, 5th in save percentage (.910) and 6th in goals-against average...His 44 saves at San Jose on May 16 marked his playoff career high for saves in regulation...Matched his career high for saves in an overtime victory vs. San Jose on May 21...**2008-09:** Made his NHL debut by relieving Huet after two periods on Feb. 27 vs. Pittsburgh. Chicago trailed 4-3 after two periods and lost in overtime...Made his first career start on March 1 vs. Los Angeles and stopped 22 shots for his first NHL win...10th in the AHL in goals-against average...2nd on team in wins and save percentage (.913)...Tied for team lead in shutouts...**2007-08:** Finished T-3rd in the league in shutouts and 3rd in wins...**2006-07:** Among league leaders: 10th in goals-against average, T-6th in wins, 9th in save percentage (.918) and T-4th in shutouts...**2005-06:** T-1st amongst rookie goalies in wins and 1st in shutouts.

PERSONAL:

"Neemo" and "Rico" lists these favorites: Jason Aldean (musician); Consistency (personal quality); Pasta (food); Soccer (sport other than hockey); Kevin James (actor); South Park (TV show); Vancouver (NHL road city)...



hockey idol is Arturs Irbe...thinks Claude Giroux is most exciting player to watch in NHL...biggest influence on his career is Janne Cesch, his goalie coach at 9 years old...Would remove the trapezoid if he could change one rule in NHL...favorite hockey moment was winning the Stanley Cup with Chicago in 2010...equipment he pays the most attention to is his glove...Calgary has the worst visiting team locker room...thinks Zdeno Chara has the hardest shot in the NHL...funniest teammate is Joe Pavelski...Jordan Henry is the best teammate he's ever had...would be a zamboni driver if he was not playing in the NHL

CAREER STATISTICS

SEASON	CLUB	LEAGUE	GP	W	L	OT	MINS	GA	SO	GAA	GP	W	L	MINS	GA	SO	GAA
2005-06	Lahti	FNL	40	12	17	8	-	103	3	2.73	-	-	-	-	-	-	-
2006-07	Lahti	FNL	48	18	21	7	-	119	3	2.57	6	2	4	-	9	1	1.46
2007-08	Lahti	FNL	49	26	14	6	-	109	4	2.35	6	2	3	-	21	0	3.85
2008-09	Chicago	NHL	3	1	1	-	141	1	0	3.40	-	-	-	-	-	-	-
	Rockford	AHL	38	18	14	3	2095	85	2	2.43	2	0	2	115	7	0	3.65
2009-10	Chicago	NHL	39	26	7	4	2190	82	7	2.25	22	16	6	1322	58	2	2.63
2010-11	San Jose	NHL	60	35	18	6	3524	140	6	2.38	18	8	9	1044	56	0	3.22
2011-12	San Jose	NHL	68	34	22	6	3936	159	6	2.42	5	1	4	318	13	0	2.45
2012-13	San Jose	NHL	43	24	12	6	2581	93	4	2.16	11	7	4	673	21	0	1.87
	Lahti	FNL	10	3	2	2	-	-	-	3.11	-	-	-	-	-	-	-
Sharks Totals			171	93	52	21	10040	392	16	2.34	34	16	17	2035	90	0	2.65
NHL Totals			213	120	60	26	12372	482	23	2.34	56	32	23	3357	148	2	2.65

Signed as a free agent by Chicago on May 5, 2008. Signed as a free agent by San Jose on Sept. 2, 2010.



JOE PAVELSKI

8

CENTER

SHOOTS: Right **HEIGHT/WEIGHT:** 5-foot-11, 190 pounds
BORN: 7/11/84 in Plover, Wisconsin **HOMETOWN:** Plover, Wisconsin

Selected by San Jose in the 2003 NHL Entry Draft (7th round, 205th overall).

2012-13:

T-4th in the League in home goals (13)...T-6th in the League in game-winning goals (5) and T-11th in takeaways (38)...T-9th amongst League forwards in blocked shots (44)...T-3rd on team in points (16-15=31) and 3rd in shots (130)...Led all Sharks forwards in shorthanded ice time per game (1:33)...Appeared in every regular season game for the third time in his career and second consecutive season...Was a +2 and has been a plus player in all seven of his NHL seasons... Finished the season with at least a point in four of last five games (3-2=5)...Had a goal in four of five games (4-1=5) from April 15-23...Scored three of the team's game-winning goals on their seven-game winning streak (March 25-April 5)...Tied his career high for the fifth time with his four-game goal streak (4-2=6) from March 25-30...Had a seven-game point streak (4-8=12) to open the season, including three multi-point games... Scored his first two goals of the season on Jan. 27 vs. Vancouver... Had a goal in three consecutive games (4-0=4) from Jan. 27-31...Posted 2 points (0-2=2) in season opener on Jan. 20 at Calgary. It was the fourth consecutive season opener that he posted two points... During the work stoppage, he played for Dinamo Minsk of Russia's KHL...**Playoffs:** Paced the team in points (12) and tied for the team lead in assists (8)...3rd on the team in goals (4) and 2nd in both power play goals (3) and shots (36)...Recorded 4-4=8 during a four-game point streak to open the WCQF series against Vancouver... Posted four assists in the final five games.

CAREER:

2011-12: Winner of the PlayStation "Three Stars of the Game" Award given to the Sharks player that accumulates the most three star of the games throughout the season...3rd in the League in faceoff percentage (58.7%) and T-6th in road plus/minus (+13)...T-1st on the team in goals (31, T-20th in NHL), 4th in points (31-29=61) and 1st in shots (269, 16th in NHL)...6th amongst League forwards in blocked shots (84) and 10th in takeaways (73)...Led the team in plus/minus (+18, career high)...Played all 82 games in a season for the second time in his career...Set a career high in goals...Finished the season on a four-game point streak (2-3=5)...Scored two goals on March 31 vs. Dallas, the first giving him 30-goals for the first time in a season. He became the first American Sharks player to reach 30-goals in a season...Registered his 300th career

NHL CAREER HIGHLIGHTS

First NHL game — Nov. 22, 2006 vs. Los Angeles
First NHL goal — Nov. 22, 2006 vs. Los Angeles (Mathieu Garon)
First NHL assist — Dec. 9, 2006 vs. Nashville
Most points, game — 4, 4 times, most recent, Feb. 13, 2012 at Washington
Most goals, game — 2, 19 times, most recent, Jan. 27, 2013 vs. Vancouver
Most assists, game — 4, March 15, 2011 at Dallas
Most consecutive games, point — 10, March 14, 2011 at Chicago through April 4, 2011 vs. Los Angeles
Most consecutive games, goal — 4, Feb. 11, 2009 at Pittsburgh through Feb. 17, 2009 vs. Edmonton
Most consecutive games, assist — 5, March 14, 2011 at Chicago through March 23, 2011 vs. Calgary
Most consecutive games played — 168*, Jan. 13, 2011 vs. Edmonton through April 27, 2013 at Los Angeles (*streak intact entering 2013-14)
100th NHL point — Jan. 20, 2009 vs. Vancouver
300th NHL point — March 26, 2012 vs. Colorado
100th NHL goal — March 24, 2011 at Los Angeles
100th NHL assist — Oct. 30, 2011 vs. Anaheim
400th NHL game — Feb. 8, 2012 vs. Calgary
Best plus/minus — +4, March 21, 2009 vs. Dallas
Olympics — USA (2010 silver medal)
World Championships — USA (2009)
PlayStation Three Stars of the Game Award — 2011-12
"Sharks Player of the Month" — Oct. 2011, Feb. 2009
NHL Player of the Week — March 14 - 20, 2011 (1st Star)

point with two goals vs. Colorado on March 26...Tied single-game career highs with two goals and four points (2-2=4) at Washington on Feb. 13...Scored a goal on Feb. 8 vs. Calgary, reaching the 20-goal plateau for the fourth consecutive season...Named co-Brocade "Sharks Player of the Month" for October along with Marc-Edouard Vlasic...**Playoffs:** 2nd amongst team forwards in time on ice per game (21:00)...Recorded a fighting major in Game 2 of the WCQF at St. Louis...**2010-11:** Set career highs for points, assists, power play goals and shots in a season...Led team, 11th in the League, in shots (282)...13th amongst League forwards in blocked shots (67)...T-12th in the League in power play goals (11)...Had a 10-game point streak (19, 13 assists) from March 14-April 4...Scored his 100th goal on March 24, extending his point streak to six games, just one shy of tying his career high...Named NHL First Star of the Week for week ending March 20...His five-game assist streak



from March 14-23 set a career high (10)...Tied the franchise record and set a career high with four assists at Dallas on March 15...Missed eight games (Dec. 29-Jan. 11, lower body)...Recorded his 100th assist on Oct. 30 vs. Anaheim...Less than 24 hours after the birth of his first child (son), led team with seven shots vs. New Jersey on Oct. 27...Posted two assists at Columbus in Stockholm on Oct. 8...**Playoffs:** Scored an overtime goal, the third of his playoff career, in WCQF Game 1 vs. Los Angeles...**2009-10:** Fourth in the NHL in faceoff percentage (58.1)...Third on team with 25 goals...Set a career high with five game-winning goals (since tied)...Tied a franchise record with four points (two goals and two assists) in the third period vs. Nashville on March 11...Set a single-game career high with four points (a goal and three assists) on Jan. 18 vs. Calgary...Returned from Injured Reserve on Nov. 7 vs. Pittsburgh and posted two points (goal and an assist)...Placed on Injured Reserve on Oct. 5 (lower body)...**Playoffs:** T-7th in the NHL in postseason goals, T-3rd in GWG (3), T-1st in power play goals (5) and T-12th in points...4th in the League in shots (65)...Had a six-game point streak (12, seven goals and five assists) from April 20-May 4...First player since Mario Lemieux in 1992 to have three consecutive two-goal games (nine points on six goals and three assists, April 24-May 2)...Tied Marleau's franchise record set in 2006 with his five-game goal streak (11 points, seven goals and four assists)...11 shots in WCSF Game 2 set a franchise record...Two power play goals in both Games 1 and 2 of the WCSF tied the franchise record for power play goals in a game...Four power play goals in the WCSF vs. Detroit tied his franchise record (2006) for a single round...In the first round, scored two game-winning goals (Game 2 and 4) and the series-clinching goal (Game 6)...Plus-4 in WCQF Game 6 tied a franchise single-game playoff record...Scored his second career playoff overtime game-winning goal in WCQF Game 4 (May 2, 2008 vs. Dallas, Game 5 WCSF)...

Olympics: Won a silver medal with the United States and was a plus-2...**2008-09:** 6th amongst League forwards in blocked shots (74)...Led team in shots (266)...8th in the NHL in faceoff percentage (56.3) and T-11th in SH points (4)...Had a seven-game point streak 3-6-9 from March 21-April 2...Four-game goal streak (4) from Feb. 11-17 marked a career high...Posted three consecutive two-point games (4-2-6) from Nov. 28-Dec. 2, the first time he posted a three-game multi-point scoring streak...Set a franchise record for shots in a period with seven on Nov. 4 vs. Minnesota (third)...

Playoffs: Seven shots in WCQF Game 5 vs. Anaheim tied the game high...**World Ch.:** Two points (a goal and an assist) in five games...**2007-08:** T-4th on team in goals and fifth in points...T-12th among League forwards, second among SJ forwards, in blocked shots (59)...**Playoffs:** T-2nd in NHL in game-winning goals (three)...Scored overtime game-winner in WCSF Game 5 vs. Dallas...Scored game-winning goal in WCQF Game 7 vs. Calgary...**2006-07:** Among all NHL rookies, T-7th in game-winning goals (three) and T-8th in power play goals (five)...Recalled by San Jose on Nov. 22 and scored a goal in his first NHL game vs. Los Angeles that night...**Playoffs:** Scored goal in his second playoff game vs. Nashville in WCQF Game 4...**2005-06:** 2006 RbK Division I Second Team All-American...Led the Badgers in five offensive categories...**Playoffs:** Named to the NCAA Midwest Regional All-Tournament Team and INCH's Second Team All-American...Had two assists as Wisconsin won their sixth NCAA Division I National Championship...**2004-05:** T-5th in WCHA in points, T-1st in nation among freshmen...WCHA Rookie of the Week for Oct. 18-24...Named to the USCHO All-American Rookie Team, Rookie Team All-American by Inside College Hockey.com and the Rookie All-WCHA Team...**2003-04:** Named USA Hockey Junior Player of the Year...Waterloo (USHL) captain was second on team in points, assists and plus/minus (plus-10), first in goals...Two-time USHL Player of the Week...**Playoffs:** Led Waterloo to their first Clark Cup and Junior A Championship...Second in USHL in scoring and goals...**Other:** Captain of 2004 USA Hockey



Junior Select Team, which won the silver medal at the Viking Cup...**2002-03:** USHL Rookie of the Year, named to USHL's All-Rookie Team and a First Team All-USHL selection...Led team in goals (also USHL), points and shots (227)...**Playoffs:** T-1st on team, T-4th among all players in goals.

PERSONAL:

"Pavs" lists these favorites: Jason Aldean (musician); "Taken (movie); "Swamp People" (television show); Mark Wahlberg (actor); St. Louis Blues (NHL team while growing up); Chicago (NHL road city); Milwaukee Brewers (professional/collegiate team); golf (sport other than hockey); Aldo's (San Jose restaurants); Aruba (vacation spot); dontevenreply.com (website); eggs over easy with bacon and toast (food); 4th of July (holiday); Musky Hunter (magazine); Risk (board game)...likes to go boating and

paddle boarding in his spare time...has a pet dog...first job: bag room boy...most memorable NHL moment: scoring in overtime of Game Five in the 2008 WCSF vs. Dallas and doing the same in Game Four of the 2010 WCQF vs. Colorado...hockey idol is Brett Hull...favorite professional athlete is Green Bay Packers quarterback Aaron Rodgers...has a charity golf tournament called the Joe Pavelski Charity Golf Tournament, which supports Portage County Youth On Ice and The Joe Pavelski Scholarship for Leaders...hates golfing behind slow golfers...hidden talent is his ability to play ping pong... golf handicap is 3 and he likes to play at Cypress Point in Monterey...started skating at five and playing hockey at six...would have been a professional golfer if not for hockey... wears Graf skates, size 9...oldest piece of equipment is his three year old shin pads.

CAREER STATISTICS								PLAYOFFS				
SEASON	CLUB	LEAGUE	GP	G	A	PTS	PIM	GP	G	A	PTS	PIM
2002-03	Waterloo	USHL	60	36	33	69	32	7	5	7	12	8
2003-04	Waterloo	USHL	54	21	31	52	58	12	6	6	12	10
	United States	Viking Cup	6	4	4	8	N/A	-	-	-	-	-
2004-05	Wisconsin	WCHA	40	16	29	45	24	1	0	0	0	2
2005-06	Wisconsin	WCHA	43	23	33	56	34	-	-	-	-	-
2006-07	San Jose	NHL	46	14	14	28	18	6	1	0	1	0
	Worcester	AHL	16	8	18	26	8	-	-	-	-	-
2007-08	San Jose	NHL	82	19	21	40	28	13	5	4	9	0
2008-09	San Jose	NHL	80	25	34	59	46	6	0	1	1	9
	United States	World Ch.	5	1	1	2	0	-	-	-	-	-
2009-10	San Jose	NHL	67	25	26	51	26	15	9	8	17	6
	United States	Olympics	6	0	3	3	4	-	-	-	-	-
2010-11	San Jose	NHL	74	20	46	66	24	18	5	5	10	10
2011-12	San Jose	NHL	82	31	30	61	31	5	0	0	0	5
2012-13	San Jose	NHL	48	16	15	31	10	11	4	8	12	0
	Dinamo	KHL	17	7	8	15	10	-	-	-	-	-
Sharks/NHL Totals			479	150	186	336	183	74	24	26	50	30

Selected by San Jose in the 2003 NHL Entry Draft (7th round, 205th overall).



MATT PELECH

42

RIGHT WING

SHOOTS: Right **HEIGHT/WEIGHT:** 6-foot-4, 230 pounds
BORN: 9/4/87 in Toronto, Ontario **HOMETOWN:** Toronto, Ontario

Signed by San Jose as a free agent on July 6, 2011.

2012-13:

Converted to right wing from defense in 2012-13... Appeared in two games with San Jose... Recalled on Feb. 11 and made his Sharks debut that night at Columbus, recording five PIM and a game-high five hits... Tied his AHL career high with three goals on the season... Finished 5th in the AHL, 1st on the team, with 238 penalty minutes.

CAREER:

2011-12: Named the Worcester Sharks Unsung Hero and was alternate captain... Ranked 3rd amongst AHL defensemen with 16 fighting majors... Missed eight total games from three separate AHL suspensions... Played 11 games at the forward position... **2010-11:** Led team in penalty minutes... Scored a goal in back-to-back games on Dec. 8 vs. Lake Erie and Dec. 10 vs. Chicago... **2009-10:** Fourth on the team in PIM... T-4th on the team in plus/minus (+7)... **Playoffs:** Posted four assists and 31 PIM in 13 Calder Cup Playoff games... **2008-09:** Made his NHL debut with Calgary on April 3 at Minnesota... Registered his first NHL point with an assist on April 6 vs. Los Angeles and added his first penalty minutes in the same game (seven, fighting major vs. Brian Boyle)... 3rd on Quad City (AHL) in penalty minutes... **2007-08:** 2nd on team in penalty minutes... Scored his first professional goal (and point) on Oct. 7 vs. Peoria... Named the team's Most Improved Player... **2006-07:** Led team in penalty minutes and 2nd amongst team defensemen in points... **2005-06:** Split the season between Sarnia and London... A member of the 2005-06 Ontario Hockey League regular season champions with London... **2004-05:** Won the Ivan Tennant Memorial Award as the top academic high school student in the Ontario Hockey League.

PERSONAL:

"Pelly" or "Big Dog" lists these favorites: Mom's cooking, especially pasta (food); Relaxing (offseason activity); Baseball (sport besides hockey); Joey Votto (athlete); Zoolander (movie); House (TV show); Neil Young or Counting Crows (band); Friend's cottage in Perry Sound, ON (vacation spot); Chris Pronger or Phil Esposito (hockey

NHL CAREER HIGHLIGHTS


First NHL game — April 3, 2009 at Minnesota (with Calgary)
First NHL assist — April 6, 2009 vs. Los Angeles (with Calgary)
Most points, game — 1, 3 times, most recent, April 11, 2009 vs. Edmonton (with Calgary)
Most assists, game — 1, 3 times, most recent, April 11, 2009 vs. Edmonton (with Calgary)
Most consecutive games, point — 2, April 10, 2009 at Edmonton through April 11, 2009 vs. Edmonton (with Calgary)
Most consecutive games, assist — 2, April 10, 2009 at Edmonton through April 11, 2009 vs. Edmonton (with Calgary)
Most consecutive games played — 5, April 3, 2009 at Minnesota through April 11, 2009 vs. Edmonton (with Calgary)
Best plus/minus — +3, April 11, 2009 vs. Edmonton (with Calgary)

idol); When his brothers got drafted, meaning all 3 now play in NHL organizations (hockey moment); Chicago (road city); Toronto Maple Leafs (non-Sharks jersey)... Has a hidden talent of being able to play guitar extremely well... His first job was coaching at hockey school... Would be coaching hockey if he was not playing hockey professionally... If he could hang out with one person in history he would want to play guitar with Neil Young... Says Matthew McConaughey would be the actor to star in a movie about his life... Can't live without a refrigerator... Biggest influence on his hockey career was his mom... Names Patrick Kane the most exciting player to watch in the NHL... Thinks either Michael Grabner or Darren Helm are the fastest skaters in the NHL... Says Raffi Torres is the hardest hitter in the NHL... The best thing about his hometown of Toronto, ON is hanging out with his family and friends.



CAREER STATISTICS								PLAYOFFS				
SEASON	CLUB	LEAGUE	GP	G	A	PTS	PIM	GP	G	A	PTS	PIM
2003-04	Sarnia	OHL	62	4	6	10	39	5	0	1	1	12
2004-05	Sarnia	OHL	31	1	5	6	74	-	-	-	-	-
2005-06	Sarnia	OHL	18	0	2	2	59	-	-	-	-	-
2005-06	London	OHL	34	1	7	8	80	19	0	0	0	48
2006-07	Belleville	OHL	58	5	30	35	171	12	0	3	3	22
2007-08	Quad City	AHL	77	3	6	9	141	-	-	-	-	-
2008-09	Calgary	NHL	5	0	3	3	9	-	-	-	-	-
	Quad City	AHL	59	3	6	9	130	-	-	-	-	-
2009-10	Abbotsford	AHL	42	2	8	10	125	13	0	4	4	31
2010-11	Abbotsford	AHL	59	3	2	5	198	-	-	-	-	-
2011-12	Worcester	AHL	59	1	7	8	168	-	-	-	-	-
2012-13	San Jose	NHL	2	0	0	0	7	-	-	-	-	-
	Worcester	AHL	58	3	4	7	238	-	-	-	-	-
Sharks Totals			2	0	0	0	7	-	-	-	-	-
NHL Totals			7	0	3	3	16	-	-	-	-	-

Selected by Calgary in the 2005 NHL Entry Draft (1st round, 26th overall). Signed by San Jose as a free agent on July 6, 2011.



JAMES SHEPPARD

15

LEFT WING

SHOOTS: Left **HEIGHT/WEIGHT:** 6-foot-1, 215 pounds
BORN: 4/25/88 in Halifax, Nova Scotia **HOMETOWN:** Halifax, Nova Scotia

Acquired by San Jose from Minnesota in exchange for a third round selection (81st overall) in the 2013 NHL Draft on Aug. 7, 2011.

2012-13:

Selected as the Sharks 2013 nominee for the Bill Masterton Memorial Trophy...5th on the team in hits (63)...His game-winning goal on March 25 at Anaheim was his first as a Shark and first since scoring on Dec. 11, 2009 at Calgary (with Minnesota)...Registered his first point since March 26, 2010 (vs. Detroit with Minnesota) with an assist on Feb. 5 vs. Chicago...Played in his first NHL game since April 8, 2010 (at Calgary with Minnesota) on Jan. 22...During the work stoppage, he played in Worcester (AHL) and was 2nd on the team in points (8-15=23) including 12 points (5-7=12) in his last ten games...Missed two full NHL seasons due to injury...**Playoffs:** 3rd on the team in hits (35) in 11 games.

CAREER

2011-12: Missed entire NHL season due to injury... Appeared in four games in Worcester on a conditioning assignment from Feb. 28-March 6...Did not record a point and had a +1 plus/minus rating...**2010-11:** Missed entire season due to injury...**2009-10:** Posted six points (2-4=6) and 38 PIM in 64 games in his third season with Wild...Notched five points (2-3=5) in 12-game span from Nov. 12 - Dec. 11...Had an assist in back-to-back games (Nov. 20 - Nov. 25)...Registered five hits and fighting major vs. Vancouver on Feb. 14...Skated in 200th NHL game on Jan. 21 vs. Detroit...Scored a goal at Nashville on Dec. 5...Logged season-high 18:48 in ice time at Vancouver on Oct. 17...**2008-09:** One of two players to appear in all 82 games (Miettinen), totaling 24 points (5-19=24) and 41 PIM...Posted eight points (1-7=8) in season's final 11 games...Tied career high with two assists vs. Nashville on April 10...Registered a three-game point streak (1-2=3) from March 26 - March 29 to tie career high...Tallied a goal and +2 at Calgary on March 28...Registered an assist and career-high +3 at Anaheim on March 8...Tied career-high with two assists and points vs. Ottawa on Feb. 14...Logged career-high 20:07 of ice time on Dec. 20 at St. Louis...Notched three shots and five hits in 19:16 of ice time at Phoenix on Dec. 11...Scored the game-winning goal on Nov. 24 vs. Washington...**2007-08:** Compiled 19 points (4-15=19) while skating in Wild rookie record 78 games...Made NHL debut on Oct. 10 vs. Edmonton...Collected first NHL point (assist) at Calgary on Oct. 24...Tallied first NHL goal at Edmonton on Oct. 25 off Dwayne Roloson...Skated 15:28 at Colorado on Nov. 11...Notched first career two-point game (two assists) vs. Colorado on Nov. 18...

NHL CAREER HIGHLIGHTS

First NHL game — Oct. 10, 2007 vs. Edmonton (with Minnesota)
First NHL goal — Oct. 25, 2007 at Edmonton (Dwayne Roloson, with Minnesota)
First NHL assist — Oct. 24, 2007 at Calgary (with Minnesota)
Most points, game — 2, 6 times, most recent, April 10, 2009 vs. Nashville (with Minnesota)
Most goals, game — 1, 12 times, most recent, March 25, 2013 at Anaheim (with San Jose)
Most assists, game — 2, 6 times, most recent, April 10, 2009 vs. Nashville (with Minnesota)
Most consecutive games, point — 3, 2 times, most recent, March 25, 2009 at NY Islanders through March 29, 2009 at Edmonton (with Minnesota)
Most consecutive games, goal — 1, 12 times, most recent, March 25, 2013 at Anaheim (with San Jose)
Most consecutive games, assist — 2, 6 times, most recent, Nov. 20, 2009 vs. NY Islanders through Nov. 25, 2009 vs. Boston (with Minnesota)
Most consecutive games played — 91, Oct. 11, 2008 vs. Boston through Oct. 23, 2009 at St. Louis (with Minnesota)
Best plus/minus — +3, March 8, 2009 at Anaheim (with Minnesota)

Registered a goal and an assist on Nov. 28 vs. Phoenix... Tied career-high with two assists at Detroit on Jan. 10... Scored first career game-winning goal on Jan. 13 vs. Phoenix...Collected four points (1-3=4) during three-game point streak from Jan. 10 - 13...Recorded season-high five shots on goal in 11:32 of ice-time at Chicago on Feb. 20...Played season-high 17:28 at Atlanta on March 7...Skated in 76 straight games (Oct. 10 - March 26)... Was even or plus in season's final 13 games...**Playoffs:** Appeared in all six games against Colorado in his first trip to the NHL Playoffs collecting an assist and four PIM... Made NHL Playoff debut in Game 1 vs. Colorado on April 9...Collected first point, an assist, and was +1 in Game 5 vs. Colorado on April 17...**2006-07:** Generated 96 points (33-63=96) in 56 games for Cape Breton (QMJHL), despite being sidelined for first 12 games of season with an injury...Racked up 27 points (9-18=27) in final 15 regular season games...Registered 20 points (8-12=20) in 16 playoff contests...Named a 2007 QMJHL Second Team All-Star...**2005-06:** Tallied 84 points (30-54=84) and 78 PIM for Cape Breton...Ranked second on the team in points (84) and first in assists (54)...Was selected to the QMJHL All-Star Team for the 2005-06



Canadian/Russian Challenge...**2004-05:** Recorded 45 points (14-31=45) and 40 PIM as a Cape Breton rookie.

PERSONAL:

“Shep” or “B-Hank” lists these favorites: Cheese (food); Sailing (offseason activity); Ping-pong (sport besides hockey); Usain Bolt (athlete); Matrix (movie); Family Guy (TV show); Neil Young (musician); Hawaii (vacation spot); The Chicken Burger in Halifax (restaurant); Peter Forsberg (hockey idol); Playing for Team Atlantic (hockey moment); Vancouver (road city); Detroit Red Wings (non-Sharks jersey)...Has the hidden talent of being a very good badminton player...First job was shoveling driveways...

If he could hang out with one person in history he would want to play ping pong with Alex Stalock...If faced with the situation of fighting one horse-sized duck or 100 duck-sized horses, he would want to fight one horse-sized duck...Says that Denzel Washington would be an ideal choice to star in a movie about his life...Can’t live without a pair of well-fitting britches...Says playing Sackville Minor Hockey from the age of 7-14 was the biggest influence on his hockey career...Says Andrew Desjardins is the smartest teammate and also the best to double-date with.

CAREER STATISTICS							PLAYOFFS					
SEASON	CLUB	LEAGUE	GP	G	A	PTS	PIM	GP	G	A	PTS	PIM
2004-05	Cape Breton	QMJHL	65	14	31	45	40	5	1	3	4	2
2005-06	Cape Breton	QMJHL	66	30	54	84	78	9	2	5	7	12
2006-07	Cape Breton	QMJHL	56	33	63	96	62	16	8	12	20	14
2007-08	Minnesota	NHL	78	4	15	19	29	6	0	1	1	4
2008-09	Minnesota	NHL	82	5	19	24	41	-	-	-	-	-
2009-10	Minnesota	NHL	64	2	4	6	38	-	-	-	-	-
2010-11	Minesota	NHL	Did Not Play									
2011-12	Worcester	AHL	4	0	0	0	2	-	-	-	-	-
2012-13	San Jose	NHL	32	1	3	4	12	11	0	0	0	4
	Worcester	AHL	34	8	15	23	52	-	-	-	-	-
Sharks Totals			32	1	3	4	12	11	0	0	0	4
NHL Totals			256	12	41	53	120	17	0	1	1	8

Selected by Minnesota in the 2006 NHL Entry Draft (1st round, 9th overall). Acquired by San Jose from Minnesota in exchange for a third round selection (81st overall) in the 2013 NHL Entry Draft on Aug. 7, 2011.



ALEX STALOCK

32

GOALTENDER

CATCHES: Left **HEIGHT/WEIGHT:** 6-foot, 190 pounds

BORN: 7/28/87 in St. Paul, Minnesota

HOMETOWN: South St. Paul, Minnesota

Selected by San Jose in the 2005 NHL Entry Draft (4th round, 112th overall).

2012-13:

Played in his first full season after missing over a year due to a leg laceration...Recalled from Worcester on March 9 and made a relief appearance vs. St. Louis and allowed one goal in 15:34...Posted a 17-16-4 record with a 2.60 goals-against average and a .912 save percentage in 38 AHL games for Worcester...Set career highs in goals-against average and save percentage...With his 32-save shutout on April 9 at Bridgeport, he surpassed Thomas Greiss for first place all-time in wins in Worcester franchise history (his 75th win).

CAREER

2011-12: Played games in Worcester and Peoria of the American Hockey League this season...Earned a 31-save shutout with Peoria vs. San Antonio on April 1...Made his first appearance in a game after sustaining a major leg injury (on Feb. 3, 2011 for Stockton of the ECHL) on Jan. 21 and earned the win against Las Vegas...Posted a 5-1-0-0 record for Stockton...**2010-11:** Made his NHL debut with the Sharks trailing 3-0 vs. Phoenix on Feb. 1 and made nine saves en route to a 5-3 win...Reassigned to Worcester on Feb. 4 and was injured late in the game causing him to miss the remainder of the season (lower body)...Led Worcester (AHL) with 19 wins...Went 3-4 in the shootout (24 saves-out-of-37)...Missed the final 29 games of season...Made 10 straight starts (6-3-1) from Nov. 21-Dec. 10...**2009-10:** Led AHL in wins and set a rookie record, surpassing Corey Hirsch (35)...Selected to AHL All-Rookie Team and to the 2010 AHL All-Star Game...Named Worcester MVP and Star of the Year...Named to *The Hockey News* East All-Rookie Team...Second in the AHL in minutes played and fourth in saves (1,522)...**Playoffs:** Posted a 6-5 record...**2008-09:** Established team records for goals-against average (11th in nation), save percentage (.924 — 13th) and shutouts...Led the WCHA in intra-conference goals-against average (2.39)...Led the nation in minutes played...Selected to the All-WCHA First Team...Named to the ACHA/Reebok All-America West Team...Led the Bulldogs to their first WCHA playoff championship in 24 years and helped

NHL CAREER HIGHLIGHTS

First NHL game — Feb. 1, 2011 vs. Phoenix
First NHL victory — Feb. 1, 2011 vs. Phoenix
Most shots faced, game — 9, Feb. 1, 2011 vs. Phoenix
Most saves, game — 9, Feb. 1, 2011 vs. Phoenix
Most goals allowed, game — 1, 2 times, most recent, March 16, 2013 at Los Angeles
Most consecutive wins — 1, Feb. 1, 2011 vs. Phoenix
Most consecutive games unbeaten — 1, Feb. 1, 2011 vs. Phoenix

the team to the NCAA West Regional Finals...Finished his collegiate career with the school records for goals-against average (2.48), save percentage (.910) and shutouts (nine)...**2007-08:** Appeared in 36 of team's 39 games...Finished 23rd in the nation in goals-against average and ninth in minutes played...**2006-07:** Led team in games played...Led all WCHA freshmen goaltenders in all major categories...Named to the WCHA All-Rookie Team...Led NCAA goaltenders with four assists...**2005-06:** Named the USHL's Player of the Week on Sept. 27...Finished the regular season leading the USHL in wins and save percentage (.931)...T-3rd in shutouts and sixth in goals-against average...Attended development camp for the U.S. World Jr. Team...Selected as one of the goaltenders to represent the U.S. in the Viking Cup...Earned an assist, leading Team USA to a third place finish...Named USHL Goaltender of the Month for November...Named the USHL's Top Goaltender of the Year and to the Rbk All-USHL First Team...**Playoffs:** Led all goaltenders in shots faced (281), fourth in save percentage (.918) and seventh in goals-against average...**2004-05:** Made USHL debut with Cedar Rapids...**Playoffs:** Named USHL's Clark Cup Playoffs Most Valuable Player...**Other:** Acquired from Sioux Falls in July 2004 in exchange for a second round pick in the 2005 USHL Draft...Originally selected by Sioux Falls in the second round of the May 2004 USHL Draft (13th overall)...Backstopped South St. Paul High to semifinal of 2004 Minnesota Class A State Tournament and was named to All-Tournament Team for his efforts...Posted 2.00 goals-against average



and .920 save percentage in six games at USA Hockey Select 17 Festival in July 2004.

PERSONAL:

"Al" lists these favorites: Ribeye (food); Fishing (offseason activity); Golf (sport besides hockey); Adrian Peterson (athlete); You, Me & Dupree (movie); Prison Break (TV show); Bruce Springsteen (musician); Aruba (vacation spot); Martin Brodeur (hockey idol); Playing in first NHL game (hockey moment); Vancouver (road city); Chicago Blackhawks (non-Sharks jersey)...Has the hidden talent

of being able to fish really well...Would be a baseball player if he wasn't playing hockey professionally...If he could hang out with one person in history he would get dinner and drinks with Chris Farley...Biggest influence on the hocker career was his family...Thinks Patrick Marleau is the fastest skater in the NHL...Says Raffi Torres is the hardest hitter in the NHL...Names teammate James Sheppard as both the funniest and best teammate to double date with...In his hometown of South St. Paul, his favorite restaurant is T&T Galley.

CAREER STATISTICS											PLAYOFFS						
SEASON	CLUB	LEAGUE	GP	W	L	OT	MINS	GA	SO	GAA	GP	W	L	MINS	GA	SO	GAA
2004-05	Cedar Rapids	USHL	32	19	9	3	1801	82	1	2.73	9	7	2	582	14	1	1.44
2005-06	Cedar Rapids	USHL	44	28	13	3	2641	112	4	2.54	8	3	5	472	25	0	3.18
	USA	Viking Cup	3	2	1	0		-	-		-	-	-	-	-	-	-
2006-07	Minn.-Duluth	WCHA	23	5	14	3	1364	76	1	3.34	-	-	-	-	-	-	-
2007-08	Minn.-Duluth	WCHA	36	13	17	6	2170	85	3	2.35	-	-	-	-	-	-	-
2008-09	Minn.-Duluth	WCHA	42	21	13	8	2523	90	5	2.13	-	-	-	-	-	-	-
2009-10	Worcester	AHL	61	39	19	2	3534	155	4	2.63	11	6	5	683	26	0	2.28
2010-11	San Jose	NHL	1	1	0	0	30	0	0	0.00	-	-	-	-	-	-	-
	Worcester	AHL	41	19	7	4	2397	105	0	2.63	-	-	-	-	-	-	-
2011-12	Worcester	AHL	2	1	1	0	120	5	0	2.51	-	-	-	-	-	-	-
	Peoria	AHL	3	2	0	0	107	2	1	1.13	-	-	-	-	-	-	-
	Stockton	ECHL	6	5	1	0	360	17	0	2.83	-	-	-	-	-	-	-
2012-13	San Jose	NHL	2	0	0	1	42	2	0	2.86	-	-	-	-	-	-	-
	Worcester	AHL	38	17	16	4	2281	99	2	2.60	-	-	-	-	-	-	-
	Sharks/NHL Totals		3	1	0	1	72	2	0	1.68	-	-	-	-	-	-	-

Selected by San Jose in the 2005 NHL Entry Draft (4th round, 112th overall).



BRAD STUART

7

DEFENSE

SHOOTS: Left **HEIGHT/WEIGHT:** 6-foot-2, 215 pounds
BORN: 11/6/79 in Rocky Mountain House, Alberta **HOMETOWN:** San Jose, California

Acquired by San Jose from Detroit in exchange for Andrew Murray and a seventh round selection in the 2014 NHL Entry Draft.

2012-13:

For the fourth time in his career, he played in every regular season game...Led the team in shorthanded time on ice per game (2:38) and blocked shots (89)...T-2nd on the team in hits (89) and 3rd in time on ice per game (20:27)...Played in his 900th career NHL game on March 10 at Colorado...Played in his 400th career game as a Shark on March 9 vs. St. Louis...Recorded his first point since rejoining the Sharks with an assist at Edmonton on Jan. 22...**Playoffs:** 3rd amongst Sharks defensemen in points (3) and 2nd on the team in plus/minus (+3)...Led the team in average shorthanded time on ice per game (2:27), 4th in hits (30) and 2nd in blocked shots (25)...Tallied a goal and an assist in Game 2 of the WCSF at Los Angeles.

CAREER:

2011-12: Appeared in 81 games for Detroit... Finished the season with 21 points (6-15-21), 29 PIM, and a +16 rating... Posted the best plus/minus total of his career (+16)...Led all Detroit defenseman in hits and finished T-16th in the NHL (177)...Finished 18th in the NHL in shorthanded time on ice (3:10)...Scored his 300th NHL point on Mar. 4 vs. Chicago... Tied a career high by scoring two goals on Nov. 20 at Anaheim... Played in his 800th NHL game Oct. 21 vs. Columbus...**Playoffs:** Appeared in all five postseason games... Finished 1st amongst all defenseman in shorthanded time on ice (4:30)...Registered one assist, 17 hits, and nine blocked shots...**2010-11:** Appeared in 67 games for Detroit...Missed 15 games due to injury (broken jaw) Jan. 8-Feb. 13...Led Detroit defensemen with 131 hits...Ranked second on team with 114 blocked shots...Registered his 200th career assist on Oct. 8 vs. Anaheim...**Playoffs:** Appeared in all 11 postseason games...Registered two postseason assists, 8 PIM and was +6...Averaged 21:33 of ice time per game in the playoffs...Ranked second on the team with 22 blocked shots in the postseason...**2009-10:** Appeared in all 82 games for Detroit...Led Detroit with 206 hits and 133 blocked shots...Played his 700th game on Jan. 29 vs. Nashville...**Playoffs:** Appeared in all 12 postseason games for Detroit...Registered six postseason points (2-4-6)...Finished fourth on Detroit with a +6 rating in the playoffs...Registered a six game point streak during the postseason from Round One Game Two vs. Phoenix through Round One Game Seven...**2008-09:** Appeared in 67 games for Detroit...Missed 15 games due to injury

NHL CAREER HIGHLIGHTS

First NHL game — Oct. 2, 1999 vs. Calgary (with San Jose)
First NHL assist — Oct. 4, 1999 vs. Chicago (with San Jose)
First NHL goal — Oct. 2, 1999 vs. Calgary (with San Jose — Grant Fuhr)
Most points, game — 3, 4 times, most recent, Feb. 7, 2008 vs. Detroit (with Los Angeles)
Most goals, game — 2, 5 times, most recent, Nov. 20, 2011 at Anaheim (with Detroit)
Most assists, game — 3, Dec. 28, 2005 vs. Florida (with Boston)
Most consecutive games, point — 4, 3 times, most recent, March 14, 2009 at St. Louis through March 20, 2009 at Atlanta (with Detroit)
Most consecutive games, goal — 3, Dec. 2, 2006 at Carolina through Dec. 7, 2006 vs. Toronto (with Boston)
Most consecutive games, assist — 4, March 14, 2009 at St. Louis through Mar. 20, 2009 at Atlanta (with Detroit)
Most consecutive games played — 149, Oct. 2, 1999 vs. Calgary through March 17, 2001 at Los Angeles (with San Jose)
Best plus/minus — +4, 3 times, most recent, Jan. 1, 2008 vs. Chicago (with Los Angeles)
900th NHL game — March 10, 2013 at Colorado (with San Jose)
300th NHL point — Mar. 4, 2012 vs. Chicago (with Detroit)
200th NHL assist — Oct. 8, 2010 vs. Anaheim (with Detroit)
Stanley Cup Champion — 2008 (Detroit)
All-Rookie Team — 2000 (with San Jose)
Calder Trophy Finalist — 2000 (second with San Jose)
World Championships — Canada (2006, 2001)
World Jr. Championships — Canada (1999)
"Sharks Player of the Month" — Feb. 2000, Jan. 2002
Playstation "Sharks Rookie of the Year" — 2000

(back, ribs, knee)...Led team with 157 hits...Second on team with 98 blocked shots...Played his 600th career game on Nov. 28 vs. CBJ...**Playoffs:** Appeared in all 23 postseason games for Detroit...Finished postseason with 55 hits and 30 blocked shots...Averaged 24:08 of ice time in postseason, second on team (Lidstrom - 25:38)...**2007-08:** Played in 72 regular season games with Detroit (9) and Los Angeles (63)...Traded from Los Angeles to Detroit on Feb. 26...Suffered broken finger on Mar. 19 vs. Columbus and missed remainder of regular season...**Playoffs:** Appeared in 21 postseason games with Detroit registering 7 points (1-6-7) and a plus-15 rating...In the 2008 Stanley Cup Final, registered 5 points (1-4-5) and was +9 in six games...**2006-07:** Played in 75 regular



season games with Calgary (27) and Boston (48)... Traded to Calgary by Boston on Feb. 10... Played in 500th career NHL game vs. Chicago on Mar. 25... Recorded his 200th career NHL point (goal) with Boston on Jan. 18 vs. Pittsburgh... **Playoffs:** Recorded one point (assist) in six postseason games with Calgary... **2005-06:** Established career highs in all offensive categories with 12 goals, 31 assists and 43 points... Played in 78 regular season games with San Jose (23) and Boston (55)... Traded to Boston by San Jose on Nov. 30... Played in his 400th career NHL game on Jan. 26 vs Washington... **2004-05:** Did not play during NHL lockout... **2003-04:** Played in 77 regular season games with San Jose... Led all Sharks defensemen in scoring with 39 points (9-30-39)... Set a team record for fastest two goals by one player when he scored twice in a 17-second span vs. Los Angeles on Apr. 4... Notched 100th career assist against Montreal on Mar. 3... Played in 300th career NHL game at Anaheim on Dec. 10... **Playoffs:** Played in 17 postseason games tallying six points (1-5-6)... **2002-03:** Recorded his 100th NHL point with an assist at Dallas on Feb. 16... **2001-02:** Led San Jose defensemen in goals (6) and was second among blue-liners in points (29)... Played in his 200th career NHL game vs. Florida on Jan. 5... **2000-01:** Finished second among Sharks defensemen with 23 points (5-18-23)... Played in his 100th career NHL game vs. NY Islanders on Nov. 18... **1999-00:** Finished

second in Calder Trophy voting for NHL's Rookie of the Year... Named to NHL's All-Rookie Team... Led all Sharks defensemen in scoring with 36 points (10-26-36)... Set club record for goals by a rookie defenseman with 10... Made NHL debut and scored first NHL goal vs. Calgary on Oct. 2... Recorded first career NHL assist vs. Chicago on Oct. 4... Played in first career NHL postseason game at St. Louis on Apr. 12... Scored first career postseason goal at St. Louis on Apr. 21.

PERSONAL:

"Stuey" lists these favorites: Sushi (food); Humility (personal quality admired in others); Winning the Stanley Cup in 2008 (hockey moment); Chicago (NHL road city); Soccer and golf (sports beside hockey); Miracle (hockey movie); Breaking Bad (TV show); There Will Be Blood (movie); Pearl Jam (musical artist); Chicago Blackhawks (non-Sharks jersey)... Hockey idol is defenseman Al MacInnis... Thinks the most exciting player to watch in the NHL is Pavel Datsyuk... If he could add or remove one rule he would add no-touch icing... Feels that Dustin Brown is the hardest hitter in the NHL... If he could have dinner with anyone in history it would be Kurt Cobain, Jim Morrison, and Jimi Hendrix... His fantasy hockey team name would be the "Sweet Leonards"... Would be a chef if he wasn't playing hockey for a living... Refuses to eat blue cheese... His hidden talent is being able to juggle.



CAREER STATISTICS

PLAYOFFS

SEASON	CLUB	LEAGUE	GP	G	A	PTS	PIM	GP	G	A	PTS	PIM
1995-96	Regina	WHL	3	0	0	0	0	-	-	-	-	-
1996-97	Regina	WHL	57	7	36	43	58	5	0	4	4	14
1997-98	Regina	WHL	72	20	45	65	82	9	3	4	7	10
1998-99	Regina	WHL	29	10	19	29	43	-	-	-	-	-
	Calgary	WHL	30	11	22	33	26	21	8	15	23	59
	Canada	U-20	7	0	1	1	2	-	-	-	-	-
1999-00	San Jose	NHL	82	10	26	36	32	12	1	0	1	6
2000-01	San Jose	NHL	77	5	18	23	56	5	1	0	1	0
	Canada	World Ch.	7	1	1	2	6	-	-	-	-	-
2001-02	San Jose	NHL	82	6	23	29	39	12	0	3	3	8
2002-03	San Jose	NHL	36	4	10	14	46	-	-	-	-	-
2003-04	San Jose	NHL	77	9	30	39	34	17	1	5	6	13
2005-06	San Jose	NHL	23	2	10	12	14	-	-	-	-	-
	Boston	NHL	55	10	21	31	38	-	-	-	-	-
	Canada	World Ch.	9	0	3	3	14	-	-	-	-	-
2006-07	Boston	NHL	48	7	10	17	26	-	-	-	-	-
	Calgary	NHL	27	0	5	5	18	6	0	1	1	6
2007-08	Los Angeles	NHL	63	5	16	21	67	-	-	-	-	-
	Detroit	NHL	9	1	1	2	2	21	1	6	7	14
2008-09	Detroit	NHL	67	2	13	15	26	23	3	6	9	12
2009-10	Detroit	NHL	82	4	16	20	22	12	2	4	6	8
2010-11	Detroit	NHL	67	3	17	20	40	11	0	2	2	8
2011-12	Detroit	NHL	81	6	15	21	29	5	0	1	1	0
2012-13	San Jose	NHL	48	0	6	6	25	11	1	2	3	2
	Sharks Totals		425	36	123	159	246	57	4	10	14	29
	NHL Totals		924	74	237	311	514	135	10	30	40	77

Selected by San Jose in the 1998 NHL Entry Draft (1st round, 3rd overall). Traded to Boston by San Jose with Marco Sturm and Wayne Primeau for Joe Thornton on Nov. 30, 2005. Traded to Calgary by Boston with Wayne Primeau and Washington's 4th round choice (previously acquired, Calgary selected T.J. Brodie) in 2008 Entry Draft for Andrew Ference and Chuck Kobasew on Feb. 10, 2007. Signed as a free agent by Los Angeles, July 3, 2007. Traded to Detroit by Los Angeles for Detroit's 2nd round choice (later traded to Colorado, Colorado selected Peter Delmas) in 2008 Entry Draft and Detroit's 4th round choice (later traded to Atlanta, Atlanta selected Ben Chiarot) in 2009 Entry Draft on Feb. 26, 2008. Acquired by San Jose from Detroit in exchange for Andrew Murray and a seventh round selection in the 2014 NHL Entry Draft.



MATT TENNYSON

🐦 @Tenner_7

SHOOTS: Right **HEIGHT/WEIGHT:** 6-foot-2, 205 pounds

BORN: 4/23/90 in Minneapolis, Minnesota **HOMETOWN:** Pleasanton, California

Signed by San Jose on March 29, 2012.

80

DEFENSE

2012-13:

Posted an assist in two out of his four NHL games (0-2=2)...Recorded his first career assist in his first career NHL game on April 1 vs. Vancouver... Became the first Sharks player to grow up playing for the Jr. Sharks program...First Sharks player to wear #80...5th on Worcester (AHL) in points (5-22=27) and led team defensemen in goals, assists and points...T-13th amongst AHL rookie defensemen in points (T-9th at time of his recall).

CAREER:

2011-12: AHL: Scored his first professional goal in his third professional game off Peter Mannino at Portland on April 7...**CCHA:** Named Second Team All-CCHA and a finalist for CCHA Best Offensive Defenseman...Finished 4th on the team in goals which led all team defensemen (11)...4th on the team in points (11-13=24)...**2010-11:** Led team defensemen in points (9-12=21)...Led team in power play goals (7)...**2009-10:** Finished 2nd on the team amongst freshmen in points (2-7=9).

PERSONAL:

"Tenny" or "Royal" lists these favorites: Sushi (food); Golf (offseason activity); Play golf, watch football (sports besides hockey); Tiger Woods (athlete); Green Street Hooligans (movie); Entourage and Game of Thrones (TV shows); Luke Bryan, Kings of Leon and Lil Wayne (bands); Mizu Sushi (restaurant); Nicklas Lidstrom (hockey idol); Winning the CCHA Championship and playing in his first NHL game (hockey moments); Phoenix (road city); Detroit

NHL CAREER HIGHLIGHTS

First NHL game — April 1, 2013 vs. Vancouver

First NHL assist — April 1, 2013 vs. Vancouver

Most points, game — 1, 2 times, most recent, April 5, 2013 vs. Calgary

Most assists, game — 1, 2 times, most recent, April 5, 2013 vs. Calgary

Most consecutive games, point — 1, 2 times, most recent, April 5, 2013 vs. Calgary

Most consecutive games, assist — 1, 2 times, most recent, April 5, 2013 vs. Calgary

Most consecutive games played — 3, April 1, 2013 vs. Vancouver through April 5, 2013 vs. Calgary

Best plus/minus — +1, 3 times, most recent, April 24, 2013 at Phoenix

Red Wings (non-Sharks jersey)...Has the the hidden talent of being an excellent cook, specifically grilling... His first job was bagging groceries at the age of 14... He would be a businessman if he wasn't playing hockey professionally...Says Matthew McConaughey would be the actor to star in a movie about his life...Can't live without his iPhone...Biggest influence on his hockey career was his parents...Says the most exciting player to watch in the NHL is Sidney Crosby...Names Carl Hagelin the fastest skater in the NHL...Thinks Niklas Kronwall is the hardest hitter in the NHL...Says that teammate Patrick Marleau would make the best coach and is the teammate who is consistently in the best shape... Favorite restaurant in his hometown of Pleasanton, CA is Fiesta Taco.



CAREER STATISTICS

PLAYOFFS

SEASON	CLUB	LEAGUE	GP	G	A	PTS	PIM	GP	G	A	PTS	PIM
2007-08	Texas	NAHL	58	4	10	14	80	-	-	-	-	-
2008-09	Cedar Rapids	USHL	57	4	6	10	51	5	0	0	0	2
2009-10	Western Michigan	CCHA	34	2	7	9	30	-	-	-	-	-
2010-11	Western Michigan	CCHA	42	9	12	21	38	-	-	-	-	-
2011-12	Worcester	AHL	7	1	1	2	0	-	-	-	-	-
	Western Michigan	CCHA	41	11	13	24	28	-	-	-	-	-
2012-13	San Jose	NHL	4	0	2	2	2	-	-	-	-	-
	Worcester	AHL	60	5	22	27	44	-	-	-	-	-
	Sharks/NHL Totals		4	0	2	2	2	-	-	-	-	-

Signed by San Jose on March 29, 2012.



JOE THORNTON

19

CENTER

SHOOTS: Left **HEIGHT/WEIGHT:** 6-foot-4, 220 pounds
BORN: 7/2/79 in London, Ontario **HOMETOWN:** St. Thomas, Ontario

Acquired by San Jose from Boston for Wayne Primeau, Brad Stuart and Marco Sturm on Nov. 30, 2005.

2012-13:

T-12th in the League in assists (33) and 4th in faceoff percentage (58.5%)...T-6th in the League in power play points (2-19=21) and T-2nd in PP assists (19)...13th in the League in takeaways (37)...Registered his 500th assist as a Shark on April 16 vs. Los Angeles, which tied him with Mats Sundin for 33rd on the all-time assist list (785)...His assist on March 12 vs. St. Louis passed Sharks alum Vincent Damphousse for 36th on the all-time NHL assists list (774) and tied Frank Mahovlich for 55th on the all-time NHL points list (1,103)...Played his 1,100th career game on March 9 vs. St. Louis...Posted his 1,100th career point with an assist on March 2 vs. Nashville...Had a streak of five straight multi-point games (3-10=13) to open the season and extended his point streak to six games (3-11=14)...**ELIAS:** No Shark has ever begun a season with 13 points in the first five games. Both he and Patrick Marleau have reached that mark...During the work stoppage, he played for HC Davos of the Swiss Elite League and helped the team finish 2nd in the Spengler Cup...**Playoffs:** Tied for the team lead in assists (8), 3rd in points (10) and led the team in plus/minus (+5)...Finished 4th on the team in faceoff percentage (57.1%); 5th in the League amongst qualifying players) and led the team in takeaways (15; T-5th in the League).

CAREER:

2011-12: T-3rd in the League in assists, T-12th in points (18-59=77) and T-9th in power play assists (19)...4th in the League in takeaways (96) and T-11th in faceoff percentage (56.1%)...T-1st in the League in road points (8-34=42) and first in road assists...Led the team in points and assists...Had his first Gordie Howe Hat Trick as a Shark, 13th in franchise history, with a goal, an assist and a fighting major at Los Angeles on April 5...Named Brocade "Sharks Player of the Month" for Feb. and March...Posted his 600th point as a Shark on Feb. 21 at Columbus...Appeared in his 500th game as a Shark on Jan. 5 vs. Columbus...Became the 50th player in NHL history to record 700 career assists with his two helpers at Nashville on Oct. 25...Became the 266th player in NHL history to play in 1,000 games on Oct. 21 at New Jersey, recording a goal and an assist. He is the second player selected in the 1997 NHL Entry Draft to accomplish the feat, following teammate Patrick Marleau...**Playoffs:** Led the team in points (2-3=5) and faceoff percentage (61.1%)...Tied for the team lead in goals, assists and

NHL CAREER HIGHLIGHTS

First NHL game — Oct. 8, 1997 at Phoenix (with Boston)
First NHL assist — Jan. 25, 1998 at Washington (with Boston)
First NHL goal — Dec. 3, 1997 at Philadelphia (with Boston — Garth Snow)
Most points, game — 5, 2 times, most recent, Oct. 27, 2010 vs. New Jersey (with San Jose)
Most goals, game — 3, 4 times, most recent, Oct. 27, 2010 vs. New Jersey (with San Jose)
Most assists, game — 5, Dec. 28, 2001 at Florida (with Boston)
Most consecutive games, point — 14, Nov. 19, 2005 through Dec. 20, 2005
Most consecutive games, goal — 5, 2 times, most recent, Feb. 8 through March 3, 2006
Most consecutive games, assist — 10, Nov. 26 through Dec. 20, 2005
Most consecutive games played — 398, Oct. 20, 2005 vs. Buffalo through March 27, 2010 vs. Vancouver
100th NHL goal — Jan. 26, 2002 vs. Florida (with Boston)
300th NHL goal — Feb. 22, 2011 at Detroit (with San Jose)
700th NHL assist — Oct. 25, 2011 at Nashville (with San Jose)
500th NHL point — Feb. 12, 2006 at Phoenix (with San Jose)
1,000th NHL point — April 8, 2011 at Phoenix (with San Jose)
1,000th NHL game — Oct. 21, 2011 at New Jersey (with San Jose)
Art Ross Trophy — 2006
Hart Memorial Trophy — 2006
First Team NHL All-Star — 2006
Second Team NHL All-Star — 2008, 2003
All-Star Teams — 2002, 2003, 2004, 2007, 2008, 2009
Olympics — Team Canada (2010 gold medal, 2006)
World Championships — Team Canada (2001, 2005)
World Cup — Team Canada (2004)
World Jr. Championship — Team Canada (1997)
"Sharks Player of the Year" — 2006-07, 2005-06
"Sharks Player of the Month" — March 2012, Feb. 2012, Nov. 2009, Dec. 2008, Feb. 2007, Dec. 2006, Dec. 2005, April 2006
PlayStation "Three Stars of the Year" Award — 2007, 2008
NHL Player of the Month — Nov. 2009 (2nd Star), March 2007 (2nd Star)
NHL Player of the Week (w/Sharks) — Oct. 25-Oct. 31, 2010 (2nd Star), Nov. 16-22, 2009 (1st Star) March 24-30, 2008 (1st Star), March 3-9, 2008 (3rd Star), March 12-18, 2007 (1st Star), Jan. 2-8, 2007 (3rd Star), April 10-16, 2006 and Dec. 5-Dec. 11, 2005

plus/minus (+2)...**2010-11:** Named the eighth full-time captain in Sharks history on Oct. 7...Registered his 1,000th point (goal) at Phoenix on April 8, becoming the 78th NHL player to hit the mark...Scored his 20th goal of the season on April 4 vs. Los Angeles, marking his 11th consecutive 20-goal season...Second on the team in points and led in assists (also T-10th in NHL)...Led NHL in takeaways (114)...Recorded his 400th assist as a Shark on March 10 vs. Vancouver...Scored his fifth shorthanded goal on Dec. 6 at Detroit...Registered his 500th point as a Shark vs. Detroit on Nov. 30, which marked the 5-year anniversary of the day he was acquired...Named the NHL's Second Star of the Week for the week ending Oct. 31...Tied a franchise record by figuring in the scoring on eight consecutive team goals (3-5=8) from Oct. 27 vs. New Jersey through Oct. 30 vs. Anaheim. It tied the mark was set by Kelly Kisio from Dec. 3-9, 1992...Tied his single-game career highs in goals (three) and points (five), in registering his fourth career hat trick on Oct. 27 vs. New Jersey...Signed a three-year contract extension on Oct. 16...**Playoffs:** T-9th in the League in points, T-2nd in assists and fourth in faceoff percentage (59.2)...Three assists in WCSF Game 3 at Detroit and WCF Game 3 vs. Vancouver tied a franchise game high, set a personal playoff best and tied a personal playoff high for points in a game...Had an assist in WCSF Game 7 vs. Detroit...Scored the overtime series-clinching goal in WCQF Game 6...Scored the game-winning goal in WCSF Game 4 at Los Angeles...**2009-10:** Posted seventh consecutive season of at least 20 goals and 50 assists — the longest streak for any NHL player since Steve Yzerman and Doug Gilmour had eight season streaks from 1986-87 through 1993-94...Eighth in the League in points and second in assists...Appeared in his 900th game on March 4 vs. Montreal...Missed three games (March 28-April 2, lower body)...Missed his first game since being acquired by San Jose on March 28 vs. Colorado ending his consecutive games streak at 379 (Dec. 2, 2005-March 27, 2010) with the team (franchise high) and overall streak at 398 (Oct. 20, 2005-March 27, 2010)...Posted his 900th point on Jan. 4 vs. Los Angeles...Had a 17-game road point streak (7-18=25) from Nov. 1-Dec. 22...Recorded his fifth career point streak of 10-or-more games with his 10-game point streak from Nov. 14-Dec. 3 (3-13=16)...NHL Second Star of the Month for November...NHL First Star of the Week for week ending Nov. 22...Notched his 600th and 601st assists in four-assist night on Nov. 20 vs. Philadelphia...Surpassed Owen Nolan for second on the all-time Sharks point list (452) with an assist vs. Calgary on Jan. 18. It took him 354 games to catch Nolan, who reached 451 points in 568...Registered his 400th point as a Shark in just his 312th game with San Jose on Oct. 17 at the New York Islanders...**Playoffs:** Had a six-game point streak (3-6=9) from April 24-May 8...Assisted on Marleau's game-winning goal in the series-clinching WCSF Game 5...Assisted on Marleau's overtime game-winner in WCSF Game 3...Registered the game-winning goal in WCSF Game 2...**Olympics:** Won a gold medal with Canada...**2008-09:** Among NHL leaders: seventh in assists (also led team), 11th in points and T-11th in power play points...Appeared in his 300th game as a Shark on April 4 vs. Anaheim...Played in his 800th game at Colorado on Jan. 27...Made his sixth All-Star Game



appearance on Jan. 25 and tied the game-high with three points (assists)...Recorded his 800th point on Dec. 31 at Minnesota...Tied the franchise record for consecutive games played (247 — Vincent Damphousse) on Dec. 2, 2008 which marked the three-year anniversary of his Sharks debut (Dec. 2, 2005 at Buffalo)...**Playoffs:** Led team in points...Figured in on all three goals (1-2=3) in a 3-2 overtime victory in WCQF Game 5 vs. Anaheim on April 25...**2007-08:** Named to the NHL Second All-Star Team...Sixth in the voting for the Hart Memorial Trophy...Fourth player to lead the NHL in assists in three straight seasons, tying Wayne Gretzky, Bobby Orr and Stan Mikita...Also fifth in points...Led Sharks in goals and power play goals (11)...12th among League forwards and led team in ice time (21:23)...Won the Sharks "PlayStation Three Stars of the Game" Award...NHL First Star of the Week for the week ending March 30...Posted third career hat trick, first with the Sharks, on March 25 at Phoenix...Tied a franchise record for goals in a period with his third period hat trick at Phoenix on March 25. Jonathan Cheechoo was the last to accomplish the feat with three goals in the second period vs. Los Angeles on April 1, 2007...Named NHL Third Star of the Week for the week ending March 9...Played in his 200th game with the Sharks on Feb. 20 at New Jersey...Named as a Western Conference All-Star, his fifth consecutive All-Star nod, posting one assist...Registered his 700th point with an assist and played a season-high 31:01 vs. Phoenix on Dec. 20...Appeared in his 700th game vs. Buffalo on Dec. 8...**Playoffs:** Became San Jose's all-time leader in postseason assists (25)...Led NHL in takeaways (19)...**2006-07:** Voted "Sharks Player of the Year"...Earned the PlayStation "Three Stars of the Year" Award...Became the third player in NHL history to have back-to-back 90-assist seasons by posting two on April 5 vs. Calgary — the only other two players who've had consecutive 90-assist seasons are Wayne Gretzky (12, 1980-81 through 1991-92) and Mario Lemieux (1987-88 and



1988-89)...Led NHL in assists, second in PP points (54), PP assists (44) and points...Led NHL in home assists (54)...Led San Jose in points and takeaways (51)...Named the NHL's Second Star of the Month for March where he led all NHL scorers during the month with 24 points in 14 games...Set a franchise record for assists (formerly Thornton's 72 in 2005-06) and tied the franchise record for points (with Cheechoo's 93 in 2005-06) with four points at Phoenix on March 15...Named NHL's First Star of the Week for week ending March 18...Voted to the starting lineup, leading all Western Conference players in votes, for the All-Star Game...In the NHL SuperSkills competition, hit four targets on six attempts in the shooting accuracy, scored a goal in the shootout competition and posted the second-hardest shot among the Western Conference competitors at 93.2 mph...Named the NHL's Third Star for the week ending Jan. 8 by posting seven points in two games...Recorded his 200th goal on Dec. 31 at Dallas...Finished fourth in the voting for The Lionel Conacher Award as Canadian male athlete of the year in a survey by *The Canadian Press* and Broadcast News (NBA star and former Santa Clara University basketball player Steve Nash was first)...

Playoffs: Tied a Sharks playoff record with his seven-game assist streak (eight) from April 16 vs. Nashville through May 2 vs. Detroit (Jeff Norton — 1994 at Toronto through 1999 vs. Colorado)...Among NHL leaders: T-6th in assists and T-19th in points...**2005-06:** Became the first Shark to win the Hart Memorial Trophy (Most Valuable Player) and the Art Ross Trophy (NHL scoring leader)...Finalist for the Lester B. Pearson Award, given to the League's most valuable player as selected by the players...First Team NHL All-Star...Named "Sharks Player of the Year"...Named the "Sharks Player of the Month" for December and April...Named NHL Offensive Player of the Week twice during the season, Dec. 5-11 and April 10-16 (shared honors with Cheechoo)...His season assist total (96) was greater than the point total (94) of 2003-04 Art Ross Trophy winner Martin St. Louis, marking the first time since the 1929-30 season that a player's assist total surpassed the point total of the prior season's leading scorer (Frank Boucher had 36 assists in 1929-30, while Ace Bailey led the League with 32 points in 1928-29)...Only the 11th player in NHL history to record 90-plus assists in a single season and the only one to do it while playing for two teams in the season...His 96 assists were 16th most in NHL history and led the League...Finished second on the Sharks franchise list for single season points (92)...Third in the NHL in power play assists (40) and T-4th in PP points (51)...Registered at least one point in 80.2 percent of his games played (65/81)...Set the NHL record for points in a single season by a player who played for two teams in one season (surpassed the 112 points scored by Bernie Nicholls in 1989-90) by recording two assists on April 9 against Dallas...Notched his 56th assist on Feb. 6 against Calgary matching St. Louis' NHL-leading total from 2003-04...Tied Sharks franchise record with at least one assist in eight consecutive games (3-13=16, Dec. 2-20) that was previously done by Nicholls (0-8=8, Oct. 24-Nov. 8, 1996)...Scored his first goal as a Shark in his first home game in San Jose against Atlanta on Dec. 6...Had two assists in his first game with San Jose on Dec. 2 at Buffalo...**Playoffs:** When the Sharks were eliminated



BEST IN CLASS

Joe Thornton was selected first overall in the 1997 NHL Entry Draft by the Boston Bruins. Since entering the League in 1997-98, Thornton has produced the most points in the League.

PLAYER	GP	G	A	PTS
Joe Thornton, San Jose	1125	331	787	1118
Jarome Iginla, Boston	1150	509	547	1056
Jaromir Jagr, New Jersey	887	415	640	1055
Teemu Selanne, Anaheim	1050	461	518	979
Daniel Alfredsson, Detroit	1020	376	600	976

from contention, was T-12th in the League in assists...

Olympics: Registered three points (two assists)... **2004-05:** Played with Davos in Switzerland, leading team and finishing seventh overall in league scoring...Led the league in playoff scoring as Davos won the Swiss League Championship...World Championships MVP with Team Canada...**2003-04:** Reached the 20-plus goal mark for the fifth straight season...Led Boston in assists and points for the third time...Had 19 multiple-point games...Voted a starter for the Eastern Conference Team at the All-Star Game — his third All-Star Game appearance...Member of 2004 World Cup of Hockey gold medal-winning Team Canada...**2002-03:** Named the 17th captain in Bruins history on Oct. 8...Finished third overall in scoring, second in the NHL in assists and had his second 30-plus goal season...Second team NHL All-Star...Became just the third player in Bruins history to score 100-plus points with 100-plus penalty minutes (Bobby Orr and Ken Hodge) and was the first Bruin since 1993-94 to hit 100 points...Had 33 multiple-point games, including three four-point efforts...NHL Player of the Week for Nov. 25-Dec. 1...**2001-02:** Had 20 multiple-point games, including a career-high five-assists, Dec. 28 in Florida and his second career hat trick Jan. 5 vs.

Washington...**Playoffs:** Had two multiple-point games...

2000-01: Established a career season high in goals, hitting the 30-plus goal mark for the first time...Tied for second in the NHL with 19 power play goals...Scored his first hat trick March 1 vs. Tampa Bay...Recorded his 100th NHL assist April 2 vs. Montreal...Played for Team Canada in the World Championships...**1999-00:** Led the team in goals, assists, points and PIM, becoming just the second player in team history to accomplish that feat (Jimmy Herberts, 1924-25)...Only player in the NHL (fourth Bruin) to lead his team in points and PIM...**1998-99:** Had seven multiple-point games...Played his 100th NHL game Jan. 28 vs. New Jersey...**Playoffs:** Was third in Boston scoring...Scored the series-clinching goal in ECQF Game 6 vs. Carolina...**1997-98:** Played his first NHL game Oct. 8 in Phoenix after missing the first three games with a broken forearm suffered in preseason...**1996-97:** Completed his second season of junior hockey in Sault Ste. Marie...Second amongst OHL scoring leaders and named an OHL Second Team All-Star...Youngest member of Team Canada's 1997 gold medal-winning World Junior Championships squad...**1995-96:** Named the top rookie in Canadian major junior hockey and to the CHL All-Rookie Team.

PERSONAL:

"Jumbo" lists these favorites: Steak (food); Golf (sport besides hockey); honesty (personal quality); Amazing Solitaire player (hiddent talent); Pat Lafontaine (hockey idol); Slap Shot (hockey movie); Swamp People (TV show); Jerry Seinfeld (actor); Michael Jackson (musician); Los Angeles (favorite road city)...wishes his nickname was "Handsome"...his fantasy hockey team name would be "The Jumbotrons"...equipment he pays most attention to is his gloves...favorite hockey moment was defeating Detroit in Game 7 at HP Pavilion in 2011...thinks Evgeni Malkin is the most exciting player to watch in the NHL...thinks Shea Weber is the hardest hitter in the NHL...best non-Sharks jersey in the NHL is Chicago's...would like to remove the instigator rule...never wants to room with Douglas Murray on the road ("He snores"), but does think he is the smartest player on the team and the teammate most likely to be on Dancing with the Stars...feels that Brent Burns not only has the hardest shot on the team, but is also in the greatest shape amongst his teammates...says that Ryane Clowe is always last on the bus and would be the first teammate to wear a Speedo to the beach...thinks Thomas Greiss is the funniest Sharks player...if he could have dinner with anyone in history it would be his two grandpas (Grandpa Pell and Grandpa Thornton)...would be a baseball player if not for playing in the NHL.

CAREER STATISTICS

SEASON	CLUB	LEAGUE	GP	G	A	PTS	PIM	GP	G	A	PTS	PIM
1995-96	Sault Ste. Marie	OHL	66	30	46	76	51	4	1	1	2	11
	Canada	U-18	5	5	6	11	16	-	-	-	-	-
1996-97	Sault Ste. Marie	OHL	59	41	81	122	123	11	11	8	19	24
	Canada	U-20	7	2	2	4	0	-	-	-	-	-
1997-98	Boston	NHL	55	3	4	7	19	6	0	0	0	9
1998-99	Boston	NHL	81	16	25	41	69	11	3	6	9	4
1999-00	Boston	NHL	81	23	37	60	82	-	-	-	-	-
2000-01	Boston	NHL	72	37	34	71	107	-	-	-	-	-
	Canada	World Ch.	6	1	1	2	6	-	-	-	-	-
2001-02	Boston	NHL	66	22	46	68	127	6	2	4	6	10
2002-03	Boston	NHL	77	36	65	101	109	5	1	2	3	4
2003-04	Boston	NHL	77	23	50	73	98	7	0	0	0	14
2004-05	Davos	Switz.	40	10	44	54	80	14	4	20	24	29
	Canada	World Cup	6	1	5	6	0	-	-	-	-	-
	Canada	World Ch.	9	6	10	16	4	-	-	-	-	-
2005-06	San Jose	NHL	58	20	72	92	55	11	2	7	9	12
	Boston	NHL	23	9	24	33	6	-	-	-	-	-
	Canada	Olympics	6	1	2	3	0	-	-	-	-	-
2006-07	San Jose	NHL	82	22	92	114	44	11	1	10	11	10
2007-08	San Jose	NHL	82	29	67	96	59	13	2	8	10	2
2008-09	San Jose	NHL	82	25	61	86	56	6	1	4	5	5
2009-10	San Jose	NHL	79	20	69	89	54	15	3	9	12	18
	Canada	Olympics	7	1	1	2	0	-	-	-	-	-
2010-11	San Jose	NHL	80	21	49	70	47	18	3	14	17	16
2011-12	San Jose	NHL	82	18	59	77	31	5	2	3	5	2
2012-13	San Jose	NHL	48	7	33	40	26	11	2	8	10	2
	Davos	Switz.	33	12	24	36	43	-	-	-	-	-
Sharks Totals			593	162	502	664	372	90	16	63	79	67
NHL Totals			1125	331	787	1118	989	125	22	75	97	108

Selected in the first round (1st overall) by Boston in the 1997 NHL Entry Draft. Acquired by San Jose from Boston in exchange for Wayne Primeau, Brad Stuart and Marco Sturm on Nov. 30, 2005.



RAFFI TORRES

13

LEFT WING

SHOOTS: Left **HEIGHT/WEIGHT:** 6-foot, 215 pounds
BORN: 10/8/81 in Toronto, Ontario **HOMETOWN:** Toronto, Ontario

Acquired by San Jose from Phoenix in exchange for a third round selection (62nd overall) in the 2013 NHL Draft.

2012-13:

Recorded six points (2-4=6) and a shootout-winning goal in 11 games with the Sharks...T-2nd most hits on the Sharks (89)...Tied the Sharks team high for the season with eight hits vs. Columbus on April 21...Scored his first goal as a Shark on April 18 vs. Minnesota and added an assist 22-seconds later...Converted on his first shootout attempt as a Shark on April 16 vs. Los Angeles...Picked up two assists, seven hits and drew a penalty in his first game as a Shark vs. Dallas on April 7...Acquired from Phoenix in exchange for a third round selection in the 2013 NHL Draft (Florida via N.Y. Rangers)...Was T-9th in points (5-7=12) in 28 games with Phoenix at the time of the trade...Had two assists on April 2 vs. Los Angeles in his last game as a Coyote...Played in his 600th career NHL game at Edmonton on Feb. 23...**Playoffs:** 6th on the team in hits (18) despite playing in just five of the team's 11 playoff games...Named Second Star in Game 2 of WCQF vs. Vancouver, scoring the OT game-winning goal and adding four shots.

CAREER:

2011-12: Had a team-high 83 PIM...Led the team in shooting percentage (15.2%)...5th on the team in hits (128)...Scored the game-winning goal and had an assist vs. Colorado on March 22...Three-game goal streak (3-0=3) from March 8-12...Recorded 1-1=2 vs. Nashville on March 12...Scored a goal in a 3-0 win vs. San Jose on March 10...Netted a goal at Dallas on Feb. 7...Scored twice at Los Angeles on Dec. 26...Three-game point streak (1-2=3) from Nov. 10-15...Scored his first goal as a Coyote vs. Dallas on Oct. 25...Collected 100th career NHL assist at Nashville on Oct. 13...**Playoffs:** Recorded 1-1=2 in three games of the WCQF against Chicago...Scored a goal in Game 2 vs. Chicago on April 14...**2010-11:** Ranked 3rd on the team in hits (134) and had a +4 rating...Registered a pair of goals vs. Dallas on Feb. 19...Posted a four-game point streak (3-2=5) from Dec. 23-31...Had a pair of goals at Columbus on Dec. 23...Recorded a four-game point streak (5-1=6) from Nov. 1-6...Notched his first career hat trick at Edmonton on Nov. 2...Posted 1-1=2 vs. Minnesota on Oct. 22...**Playoffs:** Scored the game-winning goal vs. Boston in

NHL CAREER HIGHLIGHTS

First NHL game — Nov. 24, 2001 vs. Anaheim (with N.Y. Islanders)
First NHL goal — Oct. 9, 2003 vs. San Jose (Evgeni Nabokov, with Edmonton)
First NHL assist — Jan. 3, 2002 vs. Pittsburgh (with N.Y. Islanders)
Most points, game — 3, 4 times, most recent, Nov. 2, 2010 at Edmonton (with Vancouver)
Most goals, game — 3, Nov. 2, 2010 at Edmonton (with Vancouver)
Most assists, game — 3, 3 times, most recent, March 31, 2010 vs. Florida (with Buffalo)
Most consecutive games, point — 6, 2 times, most recent, Feb. 6, 2010 vs. Buffalo through March 5, 2010 vs. Philadelphia (with Buffalo)
Most consecutive games, goal — 3, 3 times, most recent, March 8, 2012 vs. Minnesota through March 12, 2012 vs. Nashville (with Phoenix)
Most consecutive games, assist — 4, Nov. 23, 2005 at Minnesota through Dec. 1, 2005 vs. Vancouver (with Edmonton)
Most consecutive games played — 215, Feb. 21, 2004 vs. Vancouver through Dec. 5, 2007 vs. Pittsburgh (with Edmonton)
Best plus/minus — +3, 3 times, most recent, Jan. 8, 2010 at Calgary (with Columbus)
600th NHL game — Feb. 23, 2013 at Edmonton (with Phoenix)
World Jr. Championships — Canada (2001)

Game 1 of the SCF on June 1...Had a goal in Game 2 of the WCF vs. San Jose on May 18...Posted 1-1=2 in Game 5 of the WCSF vs. Nashville on May 7...**2009-10:** Recorded 19-12=31 in 60 games with Columbus before being traded to Buffalo...Traded from Columbus to Buffalo in exchange for Nathan Paetsch and a second round draft pick in the 2010 Entry Draft, March 3...Had five assists in 14 games with Buffalo...Skated 17:25 and assisted on the OT game-winning goal in Buffalo debut vs. Philadelphia on March 5...Posted three-point game (0-3=3) vs. Florida on March 31...Had a six-game point streak (3-3=6) Feb. 6-March 5...Named First Star after collecting two goals, including a the game winner, and finishing +2 at Atlanta on Nov. 5...**Playoffs:** Collected two points (0-2=2) in four postseason games with Buffalo...**2008-09:** Led the team and T-20th in the NHL

in game-winning goals (6)...Tallied a two-goal game, including the game-winning goal, at Florida on March 21...Recorded 1-1=2 vs. Los Angeles on March 3...Missed 19 games (12/4-1/13) due to an injury...Scored his first goal as a Blue Jacket, the game-winner, vs. Washington on Nov. 29...Made his Columbus debut vs. Chicago on Nov. 1 and had a game-high 10 hits...Missed the first 10 games of season due to injury...**Playoffs:** Collected 0-2=2 in four playoff games...**2007-08:** Missed the final 49 games of the season due to an injury...Had his streak of 215-consecutive games played come to an end when he was a healthy scratch vs. STL on Dec. 7...Had 2-2=4 during a four-game point streak Nov. 28-Dec. 3...Played the 300th game of his NHL career at Colorado on Nov. 28...Tied a single-game career high with 0-3=3 vs. Minnesota on Oct. 25...Had two goals at Phoenix on Oct. 18...**2006-07:** Set a career high in assists...3rd on the club in hits (114)...Scored two goals vs. Columbus on Jan. 31...Recorded the 100th point of his NHL career vs. Colorado on Dec. 19...Played the 200th game of his NHL career vs. Detroit on Oct. 21...**2005-06:** 2nd on the club in goals, 3rd in hits (110) and 6th in points...Set career highs in goals and points...Had two goals at Vancouver on March 23...Recorded a four-game point streak (2-4=6) Nov. 23-Dec. 1...Tied a single-game career high (0-3=3) at St. Louis on Nov. 4...Had 5-4=9 during a career high six-game scoring streak Oct. 25-Nov. 4...Scored a pair of goals in back-to-back games vs. Vancouver, Oct. 8 and at Anaheim, Oct. 10...**Playoffs:** Helped Edmonton reach the Stanley Cup Final...5th in the NHL in hits (47)...**2004-05:** Notched 21-25=46, 165 PIM and was a +4 in 67 games with Edmonton (AHL)...Tied for team lead in points, 2nd in goals, assists and PPG (8)...Became the first Road Runner to register a hat trick when he scored a team record four goals vs. Milwaukee, Nov. 24...Three of the four goals came in the third period, establishing a franchise record for most goals in a period...**2003-04:** Set a career high in plus/minus rating (+12)...2nd on the club in goals...Represented the Oilers and scored a goal at NHL YoungStars Game during All-Star Weekend Feb. 7 at Xcel Energy Center in Minnesota...Scored the first goal of his NHL career and added an assist vs. San Jose on Oct. 9 (Evgeni Nabokov)...**2002-03:** Netted his first career AHL hat trick vs. Worcester, Jan. 30...**Playoffs:** Helped Hamilton reach the Calder Cup Final...**2001-02:** Made his NHL debut vs. Anaheim on Nov. 24...Tallied first career NHL point (assist) vs. Pittsburgh on Jan. 3...6th on Bridgeport in goals...**Playoffs:** 4th on the club in playoff points, helping the Sound Tigers advance to the Calder Cup Final...Scored the game-winning goal in Game 7 of the AHL Eastern Conference Final vs. Hamilton...**2000-01:** Was named to the OHL Second All-Star Team...Notched 3-2=5 in seven games for Team Canada at the IIHF World Junior Championship in Russia...Tallied the bronze medal-winning goal in Canada's 2-1 overtime win against Sweden...**1999-00:**



Named to the OHL Second All-Star Team...Played in the CHL Top Prospects Game.

PERSONAL:

"Tico" lists these favorites: Tacos (food); Golf (offseason activity); Golf (sport besides hockey); Lebron James (athlete); Swingers (movie); Breaking Bad (TV show); Green Day (band); Mexico (vacation spot); Wendel Clark (hockey idol); Getting drafted (hockey moment); Dallas (road city); Edmonton Oilers (non-Sharks jersey)...First job was a bus boy at a restaurant...Would be coaching if he was not playing hockey professionally...If he could hang out with one person in history he would sit down and just talk with Mike Tyson...Says Vince Vaughn (specifically from the Swingers-era) would be the actor to star in a movie about his life...Can't live without his eye contacts...Biggest influence on his hockey career was his parents...Says that Alex Ovechkin is the most exciting player to watch in the NHL...Thinks Patrick Marleau is the fastest skater in the NHL...Names Niklas Kronwall the hardest hitter in the NHL.



CAREER STATISTICS								PLAYOFFS				
SEASON	CLUB	LEAGUE	GP	G	A	PTS	PIM	GP	G	A	PTS	PIM
1997-98	Thornhill	MTJHL	46	17	16	33	90	-	-	-	-	-
1998-99	Brampton	OHL	62	35	27	62	32	-	-	-	-	-
1999-00	Brampton	OHL	68	43	48	91	40	6	5	2	7	23
2000-01	Brampton	OHL	55	33	37	70	76	8	7	4	11	19
	Canada	U-20	7	3	2	5	10	-	-	-	-	-
2001-02	NY Islanders	NHL	14	0	1	1	6	-	-	-	-	-
	Bridgeport	AHL	59	20	10	30	45	20	8	9	17	26
2002-03	NY Islanders	NHL	17	0	5	5	10	-	-	-	-	-
	Bridgeport	AHL	49	17	15	32	54	-	-	-	-	-
	Hamilton	AHL	11	1	7	8	14	23	6	1	7	29
2003-04	Edmonton	NHL	80	20	14	34	65	-	-	-	-	-
2004-05	Edmonton	AHL	67	21	25	46	165	-	-	-	-	-
2005-06	Edmonton	NHL	82	27	14	41	50	22	4	7	11	16
2006-07	Edmonton	NHL	82	15	19	34	88	-	-	-	-	-
2007-08	Edmonton	NHL	32	5	6	11	36	-	-	-	-	-
2008-09	Columbus	NHL	51	12	8	20	23	4	0	2	2	2
2009-10	Columbus	NHL	60	19	12	31	32	-	-	-	-	-
	Buffalo	NHL	14	0	5	5	2	4	0	2	2	12
2010-11	Vancouver	NHL	80	14	15	29	78	23	3	4	7	28
2011-12	Phoenix	NHL	79	15	11	26	83	3	1	1	2	2
2012-13	Phoenix	NHL	28	5	7	12	13	-	-	-	-	-
	San Jose	NHL	11	2	4	6	4	5	1	0	1	2
	Sharks Totals		11	2	4	6	4	5	1	0	1	2
	NHL Totals		630	134	121	255	490	61	9	16	25	62

Selected by N.Y. Islanders in the 2000 NHL Entry Draft (1st round, 5th overall). Acquired by Edmonton with Brad Isbister from N.Y. Islanders in exchange for Janne Niinimaa and a second round selection (53rd overall, Evgeny Tunik) in the 2003 NHL Entry Draft, March 11, 2003. Acquired by Columbus from Edmonton in exchange for Gilbert Brule, July 1, 2008. Acquired by Buffalo from Columbus in exchange for Nathan Paetsch and a second round selection (55th overall, Petr Straka), March 3, 2010. Signed by Vancouver as a free agent, Aug. 25, 2010. Signed by Phoenix as a free agent, July 1, 2011. Acquired by San Jose from Phoenix in exchange for a third round selection (62nd overall) in the 2013 NHL Draft.



MARC-EDOUARD VLASIC

44

DEFENSE

SHOOTS: Left **HEIGHT/WEIGHT:** 6-foot-1, 205 pounds
BORN: 3/30/87 in Montreal, Quebec **HOMETOWN:** Quebec, City Quebec

Selected by San Jose in the 2005 NHL Entry Draft (2nd round, 35th overall).

2012-13:

Led the team in home plus/minus (+12)...T-2nd on the team in blocked shots (81) and 2nd in average ice time per game (20:49)...T-3rd in points amongst Sharks blueliners (7)...Was a plus player for the fifth consecutive season and for the sixth time in seven career years...Set a career high with 15 PIM on April 3 vs. Minnesota...Became the second player from the 2005 NHL Draft to play 500 career games on March 20 at Edmonton, joining Anze Kopitar. He became the fourth defenseman in Sharks history to reach the plateau joining Mike Rathje, Marcus Ragnarsson and Scott Hannan...**Playoffs:** 3rd on the team in plus/minus (+2) and T-2nd in PIM (6)...4th in average ice time on ice (20:39) and led the team in even strength ice time per game (18:21)...Scored his first career NHL Playoff goal in Game 2 of the WCSF at Los Angeles.

CAREER

2011-12: 1st on the team, 12th in the League, in blocked shots (171)...Played in all 82 games for the third time in his six-year career...Finished the season +11, which was 3rd on the team...Set a career high with 119 shots...Set a franchise record with eight blocked shots on Dec. 23 vs. Los Angeles...Named NHL Second Star of the Week for the week of Nov. 14-20 by totaling seven points (1-6=7) and a +7 rating...Matched his career high in assists (0-3=3), gaining the primary helper on all three Marleau goals, at Colorado on Nov. 20. The second assist of the night was his 100th career assist...Posted a career high four points (1-3=4), which ties a franchise record for a defenseman, and a career high +5 vs. Detroit on Nov. 17...Named co-Brocade "Sharks Player of the Month" for October along with Joe Pavelski...**Playoffs:** Appeared in five games...**World Ch.:** Played in two games with Canada and was injured in his second game...**2010-11:** Set career highs in shots (116) and game-winning goals (two)...Led Sharks in blocked shots (147), second in time on ice (20:51) and third in plus/minus (plus-14)...Registered two points (goal and assist) vs. Dallas on March 31...Missed game on March 24 at Los Angeles (lower body)...Tied his career best with a plus-4 March 15 at Dallas...Registered his 100th point with an assist on the game's lone goal on Jan. 1 at Los Angeles...Posted two primary assists on Dec. 30 at Chicago, including one on Thornton's game-winner...Tied the single-game franchise record for blocked shots (6 — since surpassed by Murray) in back-to-back games (Dec. 16-18), giving him the most blocked shots in a two-

NHL CAREER HIGHLIGHTS

First NHL game — Oct. 5, 2006 vs. St. Louis
First NHL goal — Nov. 22, 2006 vs. Los Angeles (Dan Cloutier)
First NHL assist — Oct. 23, 2006 at Columbus
Most points, game — 4, Nov. 17, 2011 vs. Detroit
Most goals, game — 1, 25 times, most recent, April 7, 2013 vs. Dallas
Most assists, game — 3, 3 times, most recent, Nov. 20, 2011 at Colorado
Most consecutive games, point — 3, 5 times, most recent, Jan. 21, 2010 vs. Anaheim through Jan. 28, 2010 vs. Chicago
Most consecutive games, goal — 1, 25 times, most recent, April 7, 2013 vs. Dallas
Most consecutive games, assist — 3, 4 times, most recent, Nov. 7, 2010 vs. Pittsburgh through Nov. 10, 2010 vs. Nashville
Most consecutive games played — 253, Jan. 15, 2007 vs. Colorado through Jan. 28, 2010 vs. Chicago
Best plus/minus — +5, Nov. 17, 2011 vs. Detroit
500th NHL Game — March 20, 2013 at Edmonton
100th NHL Point — Jan. 1, 2011 at Los Angeles
100th NHL Assist — Nov. 20, 2011 at Colorado
NHL All-Rookie Team — 2006-07
PlayStation "Sharks Rookie of the Year" — 2006-07
World Championships — Canada (2012, 2009)
"Sharks Player of the Month" — Oct. 2011
NHL Player of the Week — Nov. 14, -20, 2011 (2nd Star),

game span in franchise history (since tied by Murray)...Notched his first multi-point game of the season, assisting on both goals on Dec. 11 vs. Chicago...Scored a goal, his first point of the season, and added five blocked shots, on Dec. 9 at Buffalo...**Playoffs:** 4th on the team in time on ice per game (21:45)...3rd in plus/minus (+4)...Had two assists in the last four games...Posted an assist in WCQF Game 4 at Los Angeles...**2009-10:** Shared team lead in plus/minus (plus-21)...Second in average ice time per game (22:05)...Missed game on March 31 (lower body) and 17 games (Jan. 30-March 19, lower body)...Scored his first power play goal of the season vs. Anaheim on Jan. 21...Had played in 253 consecutive games from Jan. 15, 2007 vs. Colorado through Jan. 28, 2010 vs. Chicago — the second longest streak in Sharks history...Picked up his first career fighting major on Nov. 20 against Daniel Briere of Philadelphia...**Playoffs:** Assisted on Couture's goal that sent WCSF Game 3 to overtime...**2008-09:** Set career highs in points, goals



and assists...4th amongst team defensemen in points, 2nd in time on ice per game (23:54 — career high)...Led team in blocked shots (122)...Set a career high with three points (assists) vs. Columbus on Dec. 4...Registered a career-high plus-4 on Oct. 14 vs. Columbus...**Playoffs:** Had an assist in WCQF Game 3 at Anaheim...**World Ch.:** Won a silver medal for Team Canada...**2007-08:** 3rd on San Jose in blocked shots (85) and in average ice time (21:36)...Snapped a 69-game goalless streak with his first on Feb. 2 vs. Chicago...**Playoffs:** Had primary assist on Pavelski's game-winner in WCQF Game 2 vs. Calgary...**2006-07:** Named to the NHL All-Rookie Team with Matt Carle — just the second pair of defensive teammates in NHL history to be named to the squad in the same season (Detroit's Nicklas Lidstrom and Vladimir Konstantinov, 1991-92)...PlayStation "Sharks Rookie of the Year"...Youngest defenseman to play in the NHL...Led League rookies in shorthanded time on ice per game (3:18) and in ice time per game (22:11), averaging 1:39 per game more than any other rookie that played in 10-plus games...Second among all NHL rookies in blocked shots (134)...T-2nd among rookie defensemen in points and assists...Second on team in average ice time (22:11)...Became the youngest defenseman to make the Sharks out of camp since Brad Stuart in 1999...**Playoffs:** Earned first point (assist) in his first game (WCQF Game 1 at Nashville)...**2005-06:** Alternate captain was second on Quebec (QMJHL) in scoring among defensemen, eighth overall and fourth in the league among blueliners...Third on the squad with a plus-41...Among the final 34 players in camp for Team Canada for the 2006 IIHF World Jr. Tourney...**Playoffs:** Led QMJHL in points among defensemen and fifth overall...Second in QMJHL and was first among defensemen in assists...His three game-winning goals were T-2nd in the league...Finished T-3rd in scoring among defensemen at the Memorial Cup with three assists in four games...Assisted on two goals in the Memorial Cup Championship, including the game-winning goal...Led all players at the Memorial Cup with a plus-7...**2004-05:** T-18th among league defensemen in points...13th among league defensemen in assists...Second among league defensemen and fifth overall in the league in plus/minus (plus-39)...**2003-04:** Tied for 18th among league defensemen in plus/minus (plus-6)...Fifth among team defensemen in points.



PERSONAL:

"Eddy" or "Pickles" lists these favorites: Steak (food); Go to the pool (offseason activity); Canadian Football (sport besides hockey); Dodgeball (movie); Big Bang (TV show); Kanye and Jay-Z (musicians); Cabo San Lucas (vacation spot); A specific steakhouse in Montreal (restaurant); Pavel Bure (hockey idol); Playing in his first NHL game (hockey moment); Montreal (road city); Chicago Blackhawks (non-Sharks jersey)...Has the hidden talent of being really good at ping pong...His first job was being a hockey referee...Would be an actor if he wasn't playing hockey professionally...If he would hang out with one person in history he would want to make beats with Jay-Z...If faced with the situation of fighting one horse-sized duck or 100 duck-sized horses, he would want to fight one horse-sized duck...Says that Dwayne "The Rock" Johnson would be the actor to star in a movie about his life...Can't live without his phone...Biggest influence on his hockey career was his dad...Says that Pavel Datsyuk is the most exciting player to watch in the NHL...Says Joe Thornton is the funniest Sharks player and would also make the beat coach...In his hometown of West Island, QC, Vlasic enjoys playing hockey and eating at Mondo.

CAREER STATISTICS								PLAYOFFS				
SEASON	CLUB	LEAGUE	GP	G	A	PTS	PIM	GP	G	A	PTS	PIM
2003-04	Quebec	QMJHL	41	1	9	10	4	5	0	1	1	0
2004-05	Quebec	QMJHL	70	5	25	30	33	13	2	7	9	2
2005-06	Quebec	QMJHL	66	16	57	73	57	23	5	24	29	10
2006-07	San Jose	NHL	81	3	23	26	18	11	0	1	1	2
2007-08	San Jose	NHL	82	2	12	14	24	13	0	1	1	0
	Worcester	AHL	1	0	2	2	0	-	-	-	-	-
2008-09	San Jose	NHL	82	6	30	36	42	6	0	1	1	0
	Canada	World Ch.	5	0	0	0	2	-	-	-	-	-
2009-10	San Jose	NHL	64	3	13	16	33	15	0	3	3	4
2010-11	San Jose	NHL	80	4	14	18	18	18	0	3	3	4
2011-12	San Jose	NHL	82	4	19	23	40	5	0	0	0	2
2012-13	San Jose	NHL	48	3	4	7	29	11	1	1	2	6
	Sharks/NHL Totals		519	25	115	140	204	79	1	10	11	18

Selected by San Jose in the 2005 NHL Entry Draft (2nd round, 35th overall).



TOMMY WINGELS

🐦 @TommyWingels

SHOOTS: Right **HEIGHT/WEIGHT:** 6-foot, 200 pounds
BORN: 4/12/88 in Evanston, Illinois **HOMETOWN:** Wilmette, Illinois

Selected by San Jose in the 2008 NHL Entry Draft (6th round, 177th overall).

57

CENTER

2012-13:

Led the team in hits (115)...T-4th amongst team forwards in blocked shots (32)...Had career highs in goals, assists and points (5-8=13)...Was named the Sharks nominee for the King Clancy Memorial Trophy...Had his third multi-point game of the season on April 15 at Phoenix with a goal and an assist...Set a new career-high in goals with his fourth on April 7 vs. Dallas...Set a career-high with 3 points (1-2=3) on March 27 vs. Anaheim...Took his first career penalty shot on March 16 at Los Angeles but did not convert against Jonathan Bernier...Returned from Injured Reserve on March 9 vs. St. Louis and had an assist and a game-high five hits...Scored his first goal and recorded his first multi-point game of the season (1-1=2) on Feb. 5 vs. Chicago...During the work stoppage, he played for Kookoo in Finland...**Playoffs:** Led the team in hits (44) and T-7th on the team in assists (2)...T-4th on the Sharks in plus/minus (+1), T-2nd in PIM (6) and T-3rd amongst team forwards in blocked shots (7).

CAREER:

2011-12: 4th on the team in hits (102) in just 33 games...Sharks nominee for the Masterton Trophy for his work as an advisory board member on the You Can Play Project...Had his first career multi-point game (1-1=2) on Feb. 16 at Tampa Bay...Scored his first career NHL goal in his native state of Illinois on Jan. 15 at Chicago...Recorded his first career point with an assist in the season opener on Oct. 8 vs. Phoenix...**Playoffs:** Recorded the primary assist on Desjardins' goal that sent Game 1 of the WCQF at St. Louis to overtime in his first career postseason game...T-3rd on the team in plus/minus (+1)...**2010-11:** Appeared in five games for San Jose in his first professional season...Made his NHL debut on Oct. 8 at Columbus in Stockholm...AHL: Posted 33 points (17-16=33) in 69 games with Worcester...Worcester Sharks Rookie of the Year...3rd amongst team in goals scored and first with four game winners...Fired a Worcester season high 9 shots on goal against Portland on April 5...Had a three game goal scoring streak (4-0=4) snapped on March 18...Scored first pro power play goal vs. Connecticut on March 13...Received first professional fighting major penalty vs.

NHL CAREER HIGHLIGHTS

First NHL game — Oct. 8, 2010 at Columbus (in Stockholm, Sweden)
First NHL goal — Jan. 15, 2012 at Chicago (Corey Crawford)
First NHL assist — Oct. 8, 2011 vs. Phoenix
Most points, game — 3, March 27, 2013 vs. Anaheim
Most goals, game — 1, 8 times, most recent, April 15, 2013 at Phoenix
Most assists, game — 2, March 27, 2013 vs. Anaheim
Most consecutive games, point — 2, 2 times, most recent, Feb. 4, 2013 at Anaheim through Feb. 5, 2013 vs. Chicago
Most consecutive games, goal — 1, 8 times, most recent, April 15, 2013 at Phoenix
Most consecutive games, assist — 2, 2 times, most recent, Feb. 4, 2013 at Anaheim through Feb. 5, 2013 vs. Chicago
Most consecutive games played — *26, March 9, 2013 vs. St. Louis through April 27, 2013 at Los Angeles (*streak intact)
Best plus/minus — +2, 3 times, most recent, April 15, 2013 at Phoenix

Andrew Bodnarchuk at Providence on Jan. 16...Scored first professional goal, the game-winner, at 14:24 of third period against Norfolk on Oct. 24...**2009-10:** Miami's team captain was named to the 2009-10 CCHA All-Conference Second Team and the CCHA's Best Defensive Forward...Named an Inside College Hockey Third Team All-American...Helped Miami reach the Frozen Four for the second consecutive season...Set career highs in goals, assists and points...Scored four goals and added an assist on Dec. 11 vs. Ohio State and was named the first star...**2008-09:** One of six players on Miami to play in all 41 regular season games...Amongst team leaders: T-7th in goals, fifth in assists and points and first in PIM...Notched a career-high four points against RPI on Dec. 14...**Playoffs:** Recorded two assists vs. Denver on March 27...**2007-08:** Finished third amongst team freshmen in points...T-3rd on team in goals...T-30th among freshmen in the nation in points per game (.69)...Scored 12 even strength goals...**2006-07:** Named Most Valuable Player of the East Division team at the 2007 USHL Prospects/All-Star Game...USHL Offensive Player of the Week (Oct. 31).



PERSONAL:

“Wings” or “Dewey” lists these favorites: Steak and sushi (food); Hang out with his friends and travel (offseason activity); Football (sport besides hockey); Peyton Manning (athlete); Homeland and Suits (TV show); Seaside, Florida (vacation spot); Nobu (restaurant); Playing in his first NHL game (hockey moment); Chicago (road city)...Would be doing something in business if he wasn’t playing hockey

professionally...Couldn’t live without his computer...The biggest influence on his hockey career was his father... Says James Sheppard is his funniest teammate...States teammate Adam Burish chirps the most on the bench and would be best suited to hosting his own TV show...In his hometown of Wilmette, IL, Wingels enjoys being close to the lake, hanging out at the beach, and eating at Los Malnati’s Pizza.

CAREER STATISTICS

PLAYOFFS

SEASON	CLUB	LEAGUE	GP	G	A	PTS	PIM	GP	G	A	PTS	PIM
2006-07	Cedar Rapids	USHL	47	10	18	28	52	6	3	0	3	6
2007-08	Miami	CCHA	42	15	14	29	22	-	-	-	-	-
2008-09	Miami	CCHA	41	11	17	28	66	-	-	-	-	-
2009-10	Miami	CCHA	44	17	25	42	49	-	-	-	-	-
2010-11	San Jose	NHL	5	0	0	0	0	-	-	-	-	-
	Worcester	AHL	69	17	16	33	69	-	-	-	-	-
2011-12	San Jose	NHL	33	3	6	9	18	5	0	1	1	7
	Worcester	AHL	29	13	8	21	28	-	-	-	-	-
2012-13	San Jose	NHL	42	5	8	13	26	11	0	2	2	6
	KooKoo	Fin2	18	8	14	22	33	-	-	-	-	-
Sharks/NHL Totals			80	8	14	22	44	16	0	3	3	13

Selected by San Jose in the 2008 NHL Entry Draft (6th round, 177th overall).



KONRAD ABELTSHAUSER DEFENSE

SHOOTS: Left

HEIGHT/WEIGHT: 6-foot-5, 225 pounds

BORN: 9/2/92 in Bad Tolz, Germany **HOMETOWN:** Bad Tolz, Germany

Selected by San Jose in the 2010 NHL Entry Draft (6th round, 163rd overall).

2013-13: Finished the regular season ranked 3rd amongst all QMJHL defenseman in assists (47) and 5th overall in points (54)...Named CHL Player of the Week on May 5 after scoring 2-1=3 in two games with a +4 rating...Won the 2013 QMJHL President Cup with Halifax...

Finished the postseason ranked 6th on the team in goals (7), T-4th in assists (13) and T-5th in assists...Amongst all QMJHL defenseman he was 1st in playoff points per game (1.18 PTS/GP), 2nd in goals per game (0.41 G/GP) and 3rd in assists per game (0.76 A/GP)...Won the 2013 Memorial Cup with Halifax and was named to the 2013 Memorial Cup All-Star Team...**2011-12:** 9th among QMJHL defensemen in points (8-36=44)...Named the QMJHL's second star of the week on Oct. 10 after recording 7 points (2-5=7) in three games...Second among all-league defensemen in playoff points (5-11=16), T-7th in PPA (7) and T-14th in assists...In the 2013 World Jr. Championship with Germany, he was named the Best Defenseman, as picked by the Directorate, for the tournament, leading his team in points by a defenseman (1-6=7) and the entire team in plus/minus (+10) in five games...**2010-11:** First amongst Halifax defensemen in points and goals and second in assists...Led team in points and goals during the playoffs...Played for the German National Team in the World Junior Championships...**2009-10:** Second amongst team defensemen and rookies in points...Recorded three power play goals.

CAREER STATISTICS

SEASON	CLUB	LEAGUE	GP	G	A	PTS	PIM	GP	G	A	PTS	PIM
2009-10	Halifax	QMJHL	48	5	20	25	28	-	-	-	-	-
2010-11	Halifax	QMJHL	58	8	19	27	47	4	3	0	3	0
	Germany	U-20	6	0	0	0	2	-	-	-	-	-
2011-12	Halifax	QMJHL	57	8	36	44	30	15	5	11	16	16
	Germany	U-20	5	1	6	7	4	-	-	-	-	-
2013-13	Halifax	QMJHL	56	7	47	54	22	17	7	13	20	12

Selected by San Jose in the 2010 NHL Entry Draft (6th round, 163rd overall).



SENA ACOLATSE DEFENSE

SHOOTS: Right

HEIGHT/WEIGHT: 6-foot, 210 pounds

BORN: 11/28/90 in Hayward, California **HOMETOWN:** Edmonton, Alberta

Signed by San Jose as a free agent on March 4, 2011.

2012-13: Played 50 games with Worcester (AHL), finishing 2nd amongst team defensemen in points (21) and T-2nd in goals (4)...Scored 9 PP points (2-7-9), and registered 62 PIM, four fighting majors and 86 shots...**2011-12:** 2nd amongst team defensemen in goals (8), which was T-5th most amongst all AHL rookie defensemen...Had 11 PP points (5-6=11)...Scored his first professional goal (Pasquale) and added first pro assist vs. St. John's on Nov. 1...**2010-11:** Signed an ATO with Worcester and made his debut on April 9 at Charlotte...First Prince George (WHL) defenseman to record 60 points (63 — fourth most by a WHL D-man) in a season since Dan Hamhuis in 2002...Led team with 15 fighting majors...Named CHL Player of the Week for week of Oct. 11-17 with 11 points in three games...Led Prince George with seven playoff points...T-3rd amongst all WHL defensemen in goals...**2009-10:** Played as a right wing...Split season with Saskatoon and Seattle and set personal WHL season career high with 16 goals...**2008-09:** Amassed WHL career high with 143 PIM in 70 games with Seattle...Had 13 fighting majors...**2007-08:** Put up 31 points (seven goals and 24 assists) and 107 PIM in 71 games with Seattle...**2006-07:** Made WHL debut with Seattle...**Other:** First Bay Area-born prospect to be signed by Sharks.

CAREER STATISTICS

SEASON	CLUB	LEAGUE	GP	G	A	PTS	PIM	GP	G	A	PTS	PIM
2006-07	Seattle	WHL	45	0	4	4	61	11	0	0	0	8
2007-08	Seattle	WHL	71	7	24	31	107	12	1	2	3	12
2008-09	Seattle	WHL	70	7	14	21	143	5	1	1	2	0
2009-10	Seattle	WHL	39	13	9	22	35	-	-	-	-	-
	Saskatoon	WHL	30	3	10	13	25	7	1	1	2	17
2010-11	Saskatoon	WHL	1	0	0	0	2	-	-	-	-	-
	Prince George	WHL	66	15	48	63	128	4	3	4	7	4
	Worcester	AHL	1	0	0	0	0	-	-	-	-	-
2011-12	Worcester	AHL	65	8	13	21	89	-	-	-	-	-
2012-13	Worcester	AHL	50	4	7	11	62	-	-	-	-	-

Signed by San Jose as a free agent on March 4, 2011.



J.P. ANDERSON GOALTENDER

CATCHES: Right

HEIGHT/WEIGHT: 5-foot-11, 185 pounds

BORN: 4/27/92 in Toronto, Ontario

HOMETOWN: Toronto, Ontario

Signed by San Jose as a free agent on Sept. 21, 2010.


2012-13: Set the all-time record for wins by an OHL goaltender by recording his 115th career win on Dec 9 vs. Sault Ste. Marie...**2011-12:** Amongst OHL goalies he was 2nd in minutes, 5th in saves, T-6th in shutouts and 7th in wins splitting the season between Mississauga and Sarnia...**2010-11:** Led OHL in goals-against average, shutouts and wins and was 6th in save percentage..Named OHL Player of the Week for March 6...Named Vaughn CHL Goaltender of the Month for January and March...Received second Vaughn CHL Goaltender of the Week Award for the week ending Jan. 30...Selected to the Canada World Junior team selection camp...Named to "Team OHL" for the 2010 Subway Super Series and picked up the win in relief on Nov. 15 vs. Team Russia, stopping four of five shots...Named the Vaughn CHL Goaltender of the Week for the week ending Nov. 7...In the playoffs, finished 2nd among all OHL goaltenders in goals-against average, 1st in wins and 3rd in save percentage among goalies with 10-plus games played...Named OHL Goaltender of the Week for the week ending March 27...**2009-10:** Finished 4th in the OHL in goals-against average...Led the team with 23 wins...**2008-09:** In his rookie season, shared team lead with a 2.94 goals-against average.

CAREER STATISTICS

PLAYOFFS

SEASON	CLUB	LEAGUE	GP	W	L	OT	MIN	GA	SO	GAA	GP	W	L	MIN	GA	SO	GAA
2008-09	Mississauga	OHL	26	12	12	0	1409	69	0	2.94	11	6	5	697	29	0	2.50
2009-10	Mississauga	OHL	36	23	10	1	2028	88	2	2.60	10	4	6	519	24	1	2.78
2010-11	Mississauga	OHL	51	38	10	4	2897	114	6	2.36	20	15	5	1223	43	4	2.11
2011-12	Mississauga	OHL	31	15	11	4	1855	94	0	3.04	-	-	-	-	-	-	-
	Sarnia	OHL	26	12	12	2	1473	74	3	3.01	6	2	3	355	22	0	3.71
2012-13	Sarnia	OHL	53	26	21	5	3031	167	1	3.31	4	0	4	239	24	0	6.02

Signed by San Jose as a free agent on Sept. 21, 2010.



KYLE BIGOS (BEE-gohs) DEFENSE

SHOOTS: Right

HEIGHT/WEIGHT: 6-foot-4, 235 pounds

BORN: 5/12/89 in Upland, California

HOMETOWN: Upland, California

Acquired by San Jose from Edmonton in exchange for Lee Moffie on July 6, 2013.

2012-13: T-4th in the NCAA and led the team in PIM (111); Led Merrimack in PIM all four years...Tied a career high and T-2nd amongst team defensemen in goals (4)...Named to the Catamount Cup All-Tournament Team...Four-time Hockey East Top Performer...Named one of Merrimack's team captains...**2011-12:** Led the nation in PIM (125)...Set career highs in points (17) and assists (13)...Tied career high in goals (4)...T-3rd amongst team defensemen in points and T-2nd in goals...Contributor to a Merrimack defense that was ranked 10th nationally allowing only 2.24 goals/game...**2010-11:** 4th in the nation and 1st on the team with a career-high in PIM (127)...Named to Hockey East All-Academic team...Scored first goal of NCAA Tournament against Notre Dame as a forward, March 26...**2009-10:** Led the team and all NCAA freshmen in PIM (94)...Played in 36 of 37 games, most among team freshmen...6th among Hockey East rookie defensemen in scoring (4-7=11)...Fired 62 shots on goal, tops among Merrimack defenders...**2008-09:** Led the Vernon Vipers (BCHL) to the Royal Bank Cup National Junior A Hockey Championship, earning tournament MVP and top defenseman honors.

CAREER STATISTICS

PLAYOFFS

SEASON	CLUB	LEAGUE	GP	G	A	PTS	PIM	GP	G	A	PTS	PIM
2006-07	Notre Dame	SJHL	3	0	0	0	0	-	-	-	-	-
2007-08	Vernon	BCHL	58	2	15	17	152	-	-	-	-	-
2008-09	Vernon	BCHL	58	8	25	33	126	-	-	-	-	-
2009-10	Merrimack	HE	36	4	7	11	94	-	-	-	-	-
2010-11	Merrimack	HE	33	2	6	8	127	-	-	-	-	-
2011-12	Merrimack	HE	34	4	13	17	125	-	-	-	-	-
2012-13	Merrimack	HE	30	4	7	11	111	-	-	-	-	-

Selected by Edmonton in the 2009 NHL Entry Draft (4th round, 99th overall). Acquired by San Jose from Edmonton in exchange for Lee Moffie on July 6, 2013.



JIMMY BONNEAU LEFT WING

SHOOTS: Right

HEIGHT/WEIGHT: 6-foot-3, 225 pounds

BORN: 3/22/85 in Baie-Comeau, Quebec

HOMETOWN: Baie-Comeau, Quebec

Signed by Worcester (AHL) as a free agent on July 3, 2012

2012-13: Finished 2nd on the team with 11 fighting majors...Has 105 AHL fighting majors and 802 PIM in 274 AHL games...**2011-12:** Set a Worcester Sharks franchise record with 22 fighting majors (3rd in AHL) and tied for the team lead in PIM (168)...Served as an alternate captain...**2010-11:** Led Hamilton with 180 PIM and was 10th in the AHL with 22 fighting majors... Earned 500th career AHL penalty minute on Feb. 18 vs. Toronto...**2009-10:** Led Rochester with 187 PIM and 25 fighting majors in just 57 games...Set a career high with four goals and 187 PIM...**2008-09:** Led Portland with 122 PIM and 18 fighting majors...**2007-08:** Recorded 61 PIM and nine fighting majors in only 18 games with Cincinnati (ECHL)...Scored first AHL goal on Dec. 12 at Grand Rapids...**2006-07:** Recorded 13 fighting majors and 89 PIM with Cincinnati (ECHL) and four fighting majors and 59 PIM in only nine games with Hamilton (AHL)...**2005-06:** Led Long Beach (ECHL) with 19 fighting majors in his first year as a professional...**JUNIORS:** Led his team in PIM in three straight seasons (2002-05)... Accumulated 88 fighting majors in 205 games in the QMJHL.

CAREER STATISTICS

SEASON	CLUB	LEAGUE	GP	G	A	PTS	PIM	PLAYOFFS				
								GP	G	A	PTS	PIM
2002-03	Montreal	QMJHL	65	1	5	6	261	7	0	0	0	12
2003-04	Prince Edward Island	QMJHL	70	7	12	19	263	11	1	0	1	12
2004-05	Prince Edward Island	QMJHL	70	11	11	22	234	-	-	-	-	-
2005-06	Long Beach	ECHL	65	1	5	6	137	-	-	-	-	-
2006-07	Cincinnati	ECHL	46	2	5	7	89	10	0	0	0	23
	Hamilton	AHL	9	0	0	0	59	-	-	-	-	-
2007-08	Hamilton	AHL	6	1	0	1	5	-	-	-	-	-
	Cincinnati	ECHL	18	0	4	4	61	3	0	0	0	0
2008-09	Portland	AHL	46	0	6	6	122	-	-	-	-	-
2009-10	Rochester	AHL	57	4	2	6	187	-	-	-	-	-
2010-11	Hamilton	AHL	77	1	2	3	180	15	1	2	3	16
2011-12	Worcester	AHL	54	2	3	5	168	-	-	-	-	-
2012-13	Worcester	AHL	26	1	0	1	81	-	-	-	-	-

Selected by Montreal in the eighth round (241st overall) of the 2003 NHL Draft. Signed as a free agent with Buffalo on Aug. 13, 2008. Signed as a free agent with Hamilton (AHL) on July 2, 2010. **Signed as a free agent with Worcester on Sept. 27, 2011.**



RILEY BRACE RIGHT WING

SHOOTS: Left

HEIGHT/WEIGHT: 5-foot-11, 180 pounds

BORN: 3/7/92 in Woodlawn, Ontario

HOMETOWN: Woodlawn, Ontario

Signed by Worcester as a free agent on April 5, 2013.

2012-13: Appeared in first professional game with Worcester (AHL) on April 7 vs. Manchester and tallied 1-1=2...Opened his professional career with a four-game point streak (3-3=6), scoring a goal in each of his first three games with Worcester...Led Mississauga (OHL) in assists (52), points (73), and penalty minutes (89)...Voted the third smartest player and the third best playmaker in the OHL Eastern Conference Coaches Poll...Finished OHL career as the franchise leader in games played (304) and tied for the franchise lead in points (234)...Tied for the team lead with four playoff points...Was a teammate on Mississauga of Dylan Demelo from 2009-13...**2011-12:** Set career highs in goals (33) and points (82)...Led the team in goals, assists (49) and points; 2nd in PIM (83)...Was one of just three OHL players to record 80 or more points and 80 or more PIM...Led the team in playoff scoring (2-5=7) in six games...Named one of the team's captains...Was teammates with J.P. Anderson from 2008-2012...**2010-11:** 6th on the team in goal scoring (15)...T-8th on the team in playoff scoring (12 points) and T-7th in goals (4)...Contributed 1-1=2 as Mississauga reached the Memorial Cup final...**2009-10:** 7th on the team in points (36) and 4th in goals (17) and plus/minus (+23)...4th on the team in playoff scoring (3-9=12).

CAREER STATISTICS

SEASON	CLUB	LEAGUE	GP	G	A	PTS	PIM	PLAYOFFS				
								GP	G	A	PTS	PIM
2008-09	Mississauga	OHL	49	3	9	12	23	-	-	-	-	-
2009-10	Mississauga	OHL	66	17	19	36	26	16	3	9	12	16
2010-11	Mississauga	OHL	58	15	16	31	43	20	4	8	12	16
2011-12	Mississauga	OHL	65	33	49	82	83	6	2	5	7	12
2012-13	Mississauga	OHL	66	21	52	73	89	6	1	3	4	10
	Worcester	AHL	8	3	3	6	2	-	-	-	-	-

Signed by Worcester as a free agent on April 5, 2013.



ADAM COMRIE DEFENSE

SHOOTS: Left

HEIGHT/WEIGHT: 6-foot-4, 220 pounds

BORN: 7/31/90 in Ashburn, Virginia


HOMETOWN: Ashburn, Virginia

Signed by San Jose as a free agent on July 10, 2013

2012-13: Split time between Worcester (AHL) and Reading (ECHL), posting a combined 20-28=48 in 69 games...T-5th in scoring (15 points) amongst Worcester defensemen despite playing in just 24 games...5th on the team in plus/minus (+2)...Finished 1st amongst all ECHL defensemen in goals (17) and 10th amongst all skaters in plus-minus (+22)...Was named to the 2012-13 ECHL Second All-Star Team...**2011-12:** Split time between Cincinnati and Greenville (ECHL), posting a combined 4-3=7 in seven games...**2010-11:** Split the season between Rochester (AHL) and Cincinnati (ECHL) in his first professional season...4th amongst Cincinnati defensemen in goals (4) despite playing in just 13 games...**2009-10:** 5th on the team and 1st amongst defensemen in points (40); Led team defensemen in goals (14), finishing 5th amongst all OHL blueliners...Recorded 1-2=3 in five playoff games...Traded to Guelph in the offseason...Attended the 2009 U.S. National Junior Evaluation Camp held at Lake Placid...**2008-09:** 3rd on the Saginaw in scoring amongst defensemen (30 points), 2nd in goals (9) and was 3rd in voting for the Hardest Shot in the 2008-09 Coaches Poll...**2007-08:** 1st amongst Saginaw defensemen in goals (10) and 2nd in points (28) in his first season in the OHL...2nd on the team in PIM (90) and 4th in plus/minus (+17)...T-4th in the league in points by rookie blueliners...**2006-07:** Split time between Omaha and Ohio (USHL), posting 7-10=17 in 57 games...Teammates with Nick Petrecki on Omaha.

CAREER STATISTICS								PLAYOFFS				
SEASON	CLUB	LEAGUE	GP	G	A	PTS	PIM	GP	G	A	PTS	PIM
2006-07	Omaha	USHL	38	1	6	7	27	5	0	0	0	4
	Ohio	USHL	19	6	4	10	28	-	-	-	-	-
2007-08	Saginaw	OHL	58	10	18	28	90	4	0	0	0	4
2008-09	Saginaw	OHL	52	9	21	30	70	8	0	2	2	8
2009-10	Guelph	OHL	68	14	26	40	79	5	1	2	3	4
2010-11	Rochester	AHL	44	0	5	5	18	-	-	-	-	-
	Cincinnati	ECHL	13	4	4	8	18	2	1	0	1	2
2011-12	Cincinnati	ECHL	4	3	3	6	2	-	-	-	-	-
	Greenville	ECHL	3	1	0	1	2	1	0	0	0	2
2012-13	Reading	ECHL	45	17	16	33	106	-	-	-	-	-
	Worcester	AHL	24	3	12	15	24	-	-	-	-	-

Selected by Florida in the 2008 NHL Entry Draft (3rd round, 80th overall). Signed by San Jose as a free agent on July 10, 2013.



CHRIS CRANE RIGHT WING

SHOOTS: Right

HEIGHT/WEIGHT: 6-foot-1, 190 pounds

BORN: 12/2/91 in West Chester, Ohio


HOMETOWN: West Chester, Ohio

Selected by San Jose in the 2010 NHL Entry Draft (7th round, 200th overall).

2012-13: Made his professional debut with Worcester (AHL) on April 7 vs. Manchester...Led Ohio State in PIM (69), 3rd in shots (100) and 5th in goals (6)...**2011-12:** Tied for team lead in points and power play goals (6)...Led team in goals (14) and shots (137)...**2010-11:** 4th on the team in PIM and T-7th in goals...3rd amongst team freshmen in points...Named an Ohio State Scholar-Athlete...Recorded 17 PIM on Oct. 15 vs. Robert Morris...His first collegiate goal was game-winner vs. Quinnipiac on Oct. 9...**2009-10:** Helped Green Bay capture the Anderson Cup (USHL regular season championship) and the Clark Cup (playoff championship)...**2008-09:** Third on the team in PIM.

CAREER STATISTICS								PLAYOFFS				
SEASON	CLUB	LEAGUE	GP	G	A	PTS	PIM	GP	G	A	PTS	PIM
2008-09	Green Bay	USHL	48	10	9	19	120	5	2	1	3	2
2009-10	Green Bay	USHL	52	15	14	29	107	12	2	3	5	27
2010-11	Ohio State	CCHA	37	4	6	10	39	-	-	-	-	-
2011-12	Ohio State	CCHA	35	14	10	24	30	-	-	-	-	-
2012-13	Ohio State	CCHA	38	6	3	9	69	-	-	-	-	-
	Worcester	AHL	8	0	0	0	6	-	-	-	-	-

Selected by San Jose in the 2010 NHL Entry Draft (7th round, 200th overall).



DYLAN DeMELO DEFENSE

SHOOTS: Right

HEIGHT/WEIGHT: 6-foot-1, 195 pounds

BORN: 5/1/93 in London, Ontario

HOMETOWN: London, Ontario

Selected by San Jose in the 2011 NHL Entry Draft (6th round, 179th overall).

2012-13: Played 10 games with Worcester (AHL), registering four assists...Named to the OHL's Subway Super Series...Finished the regular season T-5th amongst OHL defensemen in goals (15) and T-7th in points (50)...Finished the postseason T-1st on the team in points (4) and assists (3)...**2011-12:** With Worcester, recorded first professional point (assist) vs. St. John's on April 13...Made professional debut vs. Manchester on April 10...With Mississauga (OHL), finished 7th among defensemen in points, T-15th in shorthanded assists (2) and T-29th in power play assists (17)...Posted two points (1-1=2) in six playoff games...**2010-11:** T-7th on the team in plus/minus (+31)...In the playoffs, played in all 20 postseason contests as his team reached the Memorial Cup Final...**2009-10:** Joined Mississauga after starting the season with Mississauga's OJHL team.

CAREER STATISTICS

SEASON	CLUB	LEAGUE	GP	G	A	PTS	PIM	PLAYOFFS				
								GP	G	A	PTS	PIM
2009-10	Mississauga	OHL	20	0	1	1	12	-	-	-	-	-
	Mississauga	OJHL	36	9	20	29	24	-	-	-	-	-
2010-11	Mississauga	OHL	67	3	24	27	70	20	1	4	5	15
2011-12	Worcester	AHL	4	0	1	1	2	-	-	-	-	-
	Mississauga	OHL	67	7	40	47	70	6	1	1	2	13
2012-13	Worcester	AHL	10	0	4	4	6	-	-	-	-	-
	Mississauga	OHL	64	15	35	50	68	6	1	3	4	6

Selected by San Jose in the 2011 NHL Entry Draft (6th round, 179th overall).



TAYLOR DOHERTY DEFENSE

SHOOTS: Right

HEIGHT/WEIGHT: 6-foot-7, 235 pounds

BORN: 3/2/91 in Cambridge, Ontario

HOMETOWN: Cambridge, Ontario

Selected by San Jose in the 2009 NHL Entry Draft (2nd round, 57th overall).

2012-13: Registered 10 points (1-9=10) and five fighting majors...Scored his first professional goal, added an assist, and was #1 star vs. St. John's on Nov. 3...**2011-12:** 4th amongst team defensemen in plus/minus (+2)...Recorded first professional point on Jan. 28 at Manchester with an assist...**2010-11:** Amongst OHL defensemen, the team captain ranked 6th in points, 5th in goals and T-7th in assists...Was named to "Team OHL" for the 2010 Subway Super Series...Led all Kingston defensemen in goals, assists and points (assists and points were career highs)...2nd amongst team defensemen in playoff scoring...**2009-10:** Invited to the 2011 IIHF World Junior Championship Development Camp as a member of Team Canada...Served as alternate captain...Led all Kingston defenseman during the regular season and set a career high in goals...Finished 3rd amongst OHL defenseman in goals and 15th in points during the regular season...Finished 2nd on the team in PIM...Despite missing the first two games of the first round (suspension), finished T-1st on the team in playoff assists and T-2nd in points...**2008-09:** 13th in the league and led team in PIM...Participated in CHL Top Prospects Game...**2007-08:** 3rd on the team and 4th amongst league rookies in PIM...Member of Team Canada and won a gold medal at the 2008 Ivan Hlinka Memorial Tournament...Also on the Team Ontario squad that won a gold medal at the 2008 Under-17 World Hockey Challenge.

CAREER STATISTICS

SEASON	CLUB	LEAGUE	GP	G	A	PTS	PIM	PLAYOFFS				
								GP	G	A	PTS	PIM
2007-08	Kingston	OHL	64	6	14	20	118	-	-	-	-	-
2008-09	Kingston	OHL	68	2	18	20	140	-	-	-	-	-
	Canada	U-18	6	0	0	0	8	-	-	-	-	-
2009-10	Kingston	OHL	63	16	28	44	114	5	1	4	5	0
2010-11	Kingston	OHL	68	14	39	53	86	5	0	3	3	12
	Worcester	AHL	3	0	0	0	0	-	-	-	-	-
2011-12	Worcester	AHL	63	0	6	6	76	-	-	-	-	-
2012-13	Worcester	AHL	40	1	9	10	67	-	-	-	-	-

Selected by San Jose in the 2009 NHL Entry Draft (2nd round, 57th overall).



PETTER EMANUELSSON RIGHT WING

(PEH-tuhr EMan-yew EHL-suhn)

SHOOTS: Right

HEIGHT/WEIGHT: 6-foot, 200 pounds

BORN: 8/7/91 in Kiruna, Sweden

HOMETOWN: Kiruna, Sweden

Signed by San Jose as a free agent on June 11, 2013

2012-13: 10th on Skelleftea (Swedish Elite League) in points (18) and T-7th in goals (9)...

Completed his first full season in the SEL...Was teammates with former Shark Ryan Vesce...Tied

for the team lead with six playoff goals and T-7th on the team in points (8) as Skelleftea won the SEL championship...T-4th in the league in playoff goals and 6th in plus/minus (+8)...**2011-12:** Split time between Skelleftea J20 (SuperElit), Skelleftea (SEL) and Pitea HC (Division 1), compiling a combined 19-12=31 in 50 games...Led Pitea HC in goals (16), 3rd in points (25) and T-2nd in plus/minus (+10) despite playing in just 27 games...Finished the season with Skelleftea and appeared in six playoff games as the team reached the SEL finals...**2010-11:** Spent time with Skelleftea J20 (SuperElit), Skelleftea (SEL) and Sundsvall Hockey (Allsvenskan), posting a combined 23-29=52 in 49 games...Paced Skelleftea J20 in points (49), goals (21) and assists (28) in 40 games...8th in SuperElit in points and T-6th in goals...Tied for the team in lead in playoff goals (3) and points (6) and T-2nd in assists (3) in six games...Helped Skelleftea J20 reach the SuperElit finals.

CAREER STATISTICS

SEASON	TEAM	LEAGUE	GP	G	A	TP	PIM	PLAYOFFS					
								GP	G	A	TP	PIM	
2007-08	Norrbottn	Sweden Jr.	7	5	4	9	4	-	-	-	-	-	-
	Skelleftea J18	Sweden Jr.	15	11	13	24	0	-	-	-	-	-	-
	Skelleftea J18	Sweden Jr.	12	7	4	11	0	-	-	-	-	-	-
	Skelleftea J20	Sweden Jr.	2	0	0	0	0	2	0	0	0	0	0
2008-09	Skelleftea J18	Sweden Jr.	6	5	6	11	2	-	-	-	-	-	-
	Skelleftea J18	Sweden Jr.	3	0	3	3	0	8	5	3	8	4	4
	Skelleftea J20	Sweden Jr.	36	7	12	19	4	5	2	2	4	4	4
2009-10	Skelleftea J20	Sweden Jr.	22	5	9	14	2	-	-	-	-	-	-
	Skelleftea	Sweden	1	0	1	1	0	-	-	-	-	-	-
2010-11	Skelleftea J20	Sweden Jr.	40	21	28	49	14	5	3	3	6	0	0
	Skelleftea	Sweden	4	0	0	0	0	-	-	-	-	-	-
	Sundsvall Hockey	Sweden Jr.	5	2	1	3	0	-	-	-	-	-	-
2011-12	Skelleftea J20	Sweden Jr.	6	2	3	5	0	-	-	-	-	-	-
	Skelleftea	Sweden	17	1	0	1	4	6	0	0	0	0	0
	Pitea HC	Sweden Jr.	27	16	9	25	10	-	-	-	-	-	-
2012-13	Skelleftea	Sweden	54	9	9	18	8	13	6	2	8	0	0

Signed by San Jose as a free agent on June 11, 2013.



Taylor Doherty



CURT GOGOL LEFT WING

SHOOTS: Left **HEIGHT/WEIGHT:** 6-foot-1, 190 pounds
BORN: 9/21/91 in Calgary, Alberta **HOMETOWN:** Calgary, Alberta
 Signed by San Jose as a free agent on Sept. 21, 2010.

2012-13: Finished 2nd on Worcester (AHL) with 139 PIM, racking up seven fighting majors... Registered four goals and two assists in his second professional season... **2011-12:** Finished 1st in the AHL among rookies with 19 fighting majors and 1st with 167 PIM... Recorded his first professional assist at Portland on Dec. 26... Scored first AHL goal of season (first professional goal vs. Khudobin), first pro fighting major (Randell) and played in his first professional game at Providence on Oct. 9... **2010-11:** Split the season between Chilliwack and Saskatoon, as he was traded to Chilliwack on Nov. 2... Named an alternate captain for Chilliwack... Led Chilliwack and was 3rd in the WHL in PIM... Scored a goal on Dec. 1 vs. Saskatoon, his former team... Notched one assist and six PIM in five playoff games... **2009-10:** Split the season between Kelowna and Saskatoon... Totaled 149 PIM in just 43 games... Posted four points (1-3=4) during the playoffs... **2008-09:** Second on Kelowna in PIM... Reached the Memorial Cup Final vs. Windsor.

CAREER STATISTICS

SEASON	CLUB	LEAGUE	GP	G	A	PTS	PIM	PLAYOFFS				
								GP	G	A	PTS	PIM
2007-08	Kelowna	WHL	1	0	0	0	0	-	-	-	-	-
2008-09	Kelowna	WHL	63	1	4	5	144	22	1	0	1	30
2009-10	Kelowna	WHL	35	0	6	6	120	-	-	-	-	-
	Saskatoon	WHL	8	1	0	1	29	10	1	3	4	23
2010-11	Saskatoon	WHL	15	1	1	2	59	-	-	-	-	-
	Chilliwack	WHL	47	4	8	12	142	5	0	1	1	6
2011-12	Worcester	AHL	53	6	4	10	167	-	-	-	-	-
2012-13	Worcester	AHL	38	4	2	6	139	-	-	-	-	-

Signed by San Jose as a free agent on Sept. 21, 2010.



TROY GROSENICK (GROHS-nihk) GOALTENDER


CATCHES: Left **HEIGHT/WEIGHT:** 6-foot-1, 185 pounds
BORN: 8/27/89 in Brookfield, Wisconsin **HOMETOWN:** Brookfield, Wisconsin
 Signed by San Jose as a free agent on April 8, 2013.

2012-13: His 2.12 goals-against average, .926 save percentage and .609 winning percentage were ranked 4th amongst all ECAC goaltenders... Amongst NCAA goaltenders who played at least 34 games, his goals-against average and save percentage ranked 8th... 16th in goal-against average and 17th in save percentage in the NCAA... Made 32 saves on 33 shots in the Union College victory over Brown for the ECAC Championship... Named Most Outstanding Player of the 2013 ECAC Hockey Tournament and earned a spot on the All-Tournament Team... Received Junior Scholar-Athlete of the Year Award at Union College... ECAC Hockey Student-Athlete of the Year finalist... Three-time ECAC Hockey All-Academic Team member... Named to ECAC Hockey's Preseason All-Conference Team... **2011-12:** Led all ECAC goaltenders in goals-against average (1.65, 2nd among all NCAA goalies), save percentage (.936, 3rd among all NCAA goalies) and winning percentage (.758)... Named a First-Team AHCA All-American and won the Ken Dryden Award as ECAC Hockey Goaltender of the Year... Became the first Union player to be named a finalist for the Hobey Baker Award and was named to the ECAC First All-Star Team... Led Union College to the best regular-season ECAC record and helped win the ECAC Championship... Led Union College to its first Frozen Four... **2010-11:** Made collegiate debut for Union College... **2009-10:** Named USHL All-Star for Cedar Rapids... 10th in the league in goals-against average (2.63).

CAREER STATISTICS

SEASON	CLUB	LEAGUE	GP	W	L	OT	MINS	GA	SO	GAA	PLAYOFFS				
											GP	W	L	MINS	GAA
2008-09	Cedar Rapids	USHL	24	13	5	4	1363	53	1	2.33	1	0	0	39	2
2009-10	Cedar Rapids	USHL	44	26	14	2	2509	110	4	2.63	4	2	1	192	6
2010-11	Union College	ECAC	3	0	0	1	84	3	0	2.12	-	-	-	-	-
2011-12	Union College	ECAC	34	22	6	3	1922	53	5	1.65	-	-	-	-	-
2012-13	Union College	ECAC	34	17	10	5	1928	68	2	2.12	-	-	-	-	-

Signed by San Jose as a free agent on April 8, 2013.



FREDDIE HAMILTON CENTER

SHOOTS: Right

HEIGHT/WEIGHT: 6-foot-1, 195 pounds

BORN: 1/1/92 in Toronto, Ontario

HOMETOWN: Toronto, Ontario

Selected by San Jose in the 2010 NHL Entry Draft (5th round, 129th overall).

2012-13: In his first professional season, was the only Worcester player to suit up in all 76 games...Led team in shorthanded goals (2) and game-winning goals (4)... Scored his first professional goal vs. Portland (Johnson) on Nov. 9...Recorded his first two professional points (0-2=2) at Portland on Oct.19...**2011-12:** Team's alternate captain...Amongst all OHL players, he was 7th in assists (51), T-7th in game-winning goals (6), 8th in points (86), T-8th in power play goals (12), T-9th in power play assists (21), 14th in plus/minus (+29), T-16th in goals (35) and T-17th in shorthanded goals (3)...CHL Player of the week on April 17...Participated in the 2011 SUBWAY Super Series where he posted five points (4-1=5) in two games vs. Russia...3rd in OHL playoff scoring, T-4th in assists, T-5th in power play assists and T-11th in goals...**World Jr.:** 4th on the team in points and T-2nd in assists...**2010-11:** 2nd on Niagara in points, 3rd in assists and goals...6th on the team in plus/minus (+25)...T-9th in OHL in game-winning goals...Had a 19-game point streak from Jan. 5-Feb. 18 with 30 points (14 goals)...T-2nd on the team in playoff points...**World Jr.:** T-3rd on Team Canada in scoring...Selected as one of Team Canada's top players in the tournament...**2009-10:** 2nd on the team in goals and 3rd in points...**2008-09:** 2nd amongst team rookies in points during the regular and postseason.

CAREER STATISTICS								PLAYOFFS				
SEASON	CLUB	LEAGUE	GP	G	A	PTS	PIM	GP	G	A	PTS	PIM
2008-09	Niagara	OHL	65	10	18	28	8	12	2	2	4	4
2009-10	Niagara	OHL	64	25	30	55	12	5	1	1	2	6
2010-11	Niagara	OHL	68	38	45	83	20	14	4	10	14	4
	Canada	U-18	6	1	5	6	0	-	-	-	-	-
2011-12	Niagara	OHL	61	35	51	86	31	20	7	17	24	9
	Canada	U-20	6	1	6	7	2	-	-	-	-	-
2012-13	Worcester	AHL	76	13	13	26	16	-	-	-	-	-

Selected by San Jose in the 2010 NHL Entry Draft (5th round, 129th overall).



ERIAH HAYES (EE-rye-uh) RIGHT WING

SHOOTS: Right

HEIGHT/WEIGHT: 6-foot-4, 210 pounds

BORN: 7/7/88 in La Crescent, Minnesota

HOMETOWN: La Crescent, Minnesota

Signed by San Jose as a free agent on April 5, 2013.

2012-13: Made his professional debut with Worcester (AHL) on April 9 at Bridgeport...Scored first AHL goal on April 13 vs. Norfolk...Led Minnesota State, Mankato, in goals (20) and PIM (51) and 2nd on the team in points (36)...Set career highs in games played (41), goals, assists (16) and points...One of only three players in the nation to record at least 35 points and 50 PIM...Led the nation in shots (186), 2nd in power play goals (13) and T-13th in goals...Named to the All-WCHA Third All-Star and 2012-13 WCHA All-Academic teams...Four-year letterwinner served as a team captain as a senior...153 career games played ranks 2nd on Minnesota State, Mankato's all-time list...Teammates with Max Gaede from 2011-13...**2011-12:** Tied for the team lead in goals (13) and 3rd in points (24)...Led the Mavericks in shots (123) and PIM (83)...6th in the NCAA in PIM...**2010-11:** 3rd on the team in points (22) and led the team in shots on goal (133)...2nd on the team in goals (11)...Named to the 2010-11 WCHA All-Academic Team...**2009-10:** T-5th on the team in goals (8) during his first collegiate season...3rd on the team with 85 shots on goal and T-2nd on the team in plus/minus (+5)...**2008-09:** 3rd on Waterloo in goals (27) and 4th in points (45)...**2007-08:** Tied for the team lead in goals (30) and 4th in points (56)...Named to the NAHL All-Rookie First All-Star Team.

CAREER STATISTICS								PLAYOFFS				
SEASON	CLUB	LEAGUE	GP	G	A	PTS	PIM	GP	G	A	PTS	PIM
2007-08	Topeka	NAHL	53	30	26	56	61	12	5	5	10	6
2008-09	Waterloo	USHL	59	27	18	45	81	3	1	0	1	4
2009-10	Minn. St. Univ. (Mankato)	WCHA	38	8	6	14	7	-	-	-	-	-
2010-11	Minn. St. Univ. (Mankato)	WCHA	38	11	11	22	2	-	-	-	-	-
2011-12	Minn. St. Univ. (Mankato)	WCHA	36	13	11	24	13	-	-	-	-	-
2012-13	Minn. St. Univ. (Mankato)	WCHA	41	20	16	36	1	-	-	-	-	-
	Worcester	AHL	7	3	1	4	1	-	-	-	-	-

Signed by San Jose as a free agent on April 5, 2013.



TOMAS HERTL CENTER

SHOOTS: Left

HEIGHT/WEIGHT: 6-foot-2, 210 pounds

BORN: 11/12/93 in Prague, Czech Republic HOMETOWN: Praha, Czech Republic

Selected by San Jose in the 2012 NHL Entry Draft (1st round, 17th overall).

2012-13: Finished the regular season T-18th in the Czech Extraliga in goals (18)...Led the team in goals (18), points (30) and T-4th in assists (12)...Competed for the Czech Republic at the 2013 IIHF World Championships and won the Karjala Cup in 2012...Advanced to the second round of the postseason, finishing T-2nd on his team in assists (5), 3rd in points (8) and T-3rd on his team in goals (3)...Served as alternate captain for the Czech Republic at the 2013 World Junior Championships...Finished T-2nd in points (5), 2nd in assists (3) and 4th in goals (2) on the team at the tournament...**2011-12:** In becoming Rookie of the Year, his 25 points (12-13=25) were the highest for a Junior player in the Czech league since Jiri Hudler nine seasons prior...T-1st in the V02 MAX testing and 2nd in hand-eye coordination at the NHL Scouting Combine...Finished 3rd on the team in goals and 4th in points...**World Jr.:** Tied for the team lead in points and 3rd in goals...**2010-11:** Spent the majority of the season playing for the Slavia U-20 team...Scored one goal in six games at the U-18 World Championship.

CAREER STATISTICS

PLAYOFFS

SEASON	CLUB	LEAGUE	GP	G	A	PTS	PIM	GP	G	A	PTS	PIM
2010-11	Slavia Praha	Czech	1	0	0	0	0	-	-	-	-	-
	Slavia Praha	Czech U-20	33	14	27	41	49	4	4	2	6	0
	Czech Republic	U-18	6	1	0	1	12	-	-	-	-	-
2011-12	Slavia Praha	Czech	38	12	13	25	22	12	3	0	3	6
	Slavia Praha	Czech U-20	-	-	-	-	-	3	2	0	2	2
	Czech Republic	U-20	6	3	2	5	0	-	-	-	-	-
2012-13	Slavia Praha	Czech	43	18	12	30	16	11	3	5	8	0
	Czech Republic	U-20	6	2	3	5	10	-	-	-	-	-
	Czech Republic	World Ch.	8	0	0	0	0	-	-	-	-	-

Selected by San Jose in the 2012 NHL Entry Draft (1st round, 17th overall).



JAMES LIVINGSTON RIGHT WING

SHOOTS: Right

HEIGHT/WEIGHT: 6-foot-1, 210 pounds

BORN: 3/8/90 in Newmarket, Ontario HOMETOWN: Newmarket, Ontario

Signed by San Jose as a free agent on March 11, 2011.

2012-13: Voted the Worcester Sharks Unsung Hero...Registered 21 points (7-14=21), 78 PIM, four fighting majors and 100 shots...Led the team with a +13 rating and five first-goals scored...**2011-12:** Scored first two professional goals (vs. Frazee) and was #1 star vs. Albany on Oct. 15...Picked up first professional fighting major (Summers) on Dec. 26...**2010-11:** T-4th on the team in goals and T-5th on the team in points...Scored eight special teams goals — including six on the power play...T-2nd on the team in playoff goals (4) and T-5th on the team in points...**2009-10:** Began the season with Sault Ste. Marie...Led team with a plus-12...Acquired by Plymouth and had 57 PIM in just 24 games...Posted two points in nine playoff games...**2008-09:** 2nd in goals and T-4th in points...5th on the team with 98 PIM...**2007-08:** Led team in PIM, T-3rd in goals and 5th in points...Posted five points and 14 PIM in 14 playoff games...**2006-07:** Finished 6th on the team in PIM.

CAREER STATISTICS

PLAYOFFS

SEASON	CLUB	LEAGUE	GP	G	A	PTS	PIM	GP	G	A	PTS	PIM
2006-07	Sault Ste. Marie	OHL	60	2	5	7	95	13	1	0	1	15
2007-08	Sault Ste. Marie	OHL	68	21	23	44	135	14	2	3	5	14
2008-09	Sault Ste. Marie	OHL	66	20	17	37	98	-	-	-	-	-
2009-10	Sault Ste. Marie	OHL	36	14	12	26	47	-	-	-	-	-
	Plymouth	OHL	24	3	6	9	57	9	1	1	2	6
2010-11	Plymouth	OHL	62	22	28	50	52	11	4	1	5	8
2011-12	Worcester	AHL	68	6	14	20	47	-	-	-	-	-
2012-13	Worcester	AHL	67	7	14	21	78	-	-	-	-	-

Selected by St. Louis in 2008 NHL Entry Draft (3rd round, 70th overall). Signed by San Jose as a free agent on March 11, 2011.



MATT NIETO LEFT WING

SHOOTS: Left

HEIGHT/WEIGHT: 5-foot-11, 190 pounds

BORN: 11/5/92 in Long Beach, California

HOMETOWN: Long Beach, California

Selected by San Jose in the 2011 NHL Entry Draft (2nd round, 47th overall).


2012-13: Opened his AHL career with a three-game point streak (1-2=3)...Scored his first professional goal on April 4 vs. Bridgeport...Made professional debut with Worcester (AHL) on April 2 vs. Bridgeport and tallied first professional assist...Led Boston University in goals (18, career high) and 2nd in points (37) behind fellow Sharks prospect Danny O'Regan...Finished 2nd in Hockey East in conference goals scored (15) and T-9th in conference points (30)...Helped BU reach the Hockey East Championship...**2011-12:** Named an Honorable Mention All-Star by Hockey East...Co-recipient of the Friends Albert Sidd Unsung Hero Award...T-27th in NCAA in points, T-25th in assists...2nd on team in points and plus/minus, T-2nd in goals, 4th in assists...Scored two goals in the Hockey East Semifinal loss to Maine on March 16, his first-career two-goal game...Scored GWG in Hockey East Quarterfinal win over New Hampshire on March 10...**2010-11:** 4th amongst Hockey East freshmen in goals...21 of his points (nine goals and 12 assists) came in the last 27 games...T-3rd on the team in goals and 7th in points...Second youngest player on BU...**2009-10:** Won his second U-18 World Championship with the United States...Led his team in goals, points and plus/minus (+20)...**2008-09:** Won his first U-18 World Championship with the United States...Led his team in NAHL play in points (35) and plus/minus (+26) in 38 games...Totalled another 14 points (six goals) in 13 games of Independent play with the US National Development Team...**Other:** First California-born player selected by San Jose in the NHL Entry Draft...Played high school hockey at Salisbury Prep (Conn.)...Played for the LA Selects.

CAREER STATISTICS

PLAYOFFS

SEASON	CLUB	LEAGUE	GP	G	A	PTS	PIM	GP	G	A	PTS	PIM
2008-09	U.S. Nat. Under-18	USND/NAHL	51	17	32	49	28	-	-	-	-	-
	USA	U-18	7	4	0	4	12	-	-	-	-	-
2009-10	U.S. Nat. Dev.	USND/USHL	24	15	14	29	19	-	-	-	-	-
	USA	U-18	7	1	3	4	4	-	-	-	-	-
2010-11	Boston University	HE	39	10	13	23	16	-	-	-	-	-
2011-12	Boston University	HE	37	16	26	42	26	-	-	-	-	-
2012-13	Worcester	AHL	11	2	4	6	0	-	-	-	-	-
	Boston University	HE	39	18	19	37	24	-	-	-	-	-

Selected by San Jose in the 2011 NHL Entry Draft (2nd round, 47th overall).



TRAVIS OLEKSUK CENTER

SHOOTS: Left

HEIGHT/WEIGHT: 6-foot, 200 pounds

BORN: 2/3/89 in Thunder Bay, Ontario

HOMETOWN: Thunder Bay, Ontario

Signed by San Jose as a free agent on March 30, 2012.

2012-13: In his first professional season, played 60 games with Worcester (3-10=13)...Scored his first professional goal vs. St. John's on Nov. 3...**2011-12:** Appeared in all 41 games for Minnesota Duluth...Named to WCHA Third All-Star Team...Finished T-2nd in the WCHA in points (21-32-53), good for 4th overall in the NCAA...Scored six game-winning goals to lead the team...3rd on the team in plus-minus (+24)...On Feb 10 became 54th Minnesota Duluth player ever to reach the 100-point career mark...Tied a school record by scoring 15 game-winning goals in his collegiate career...**2010-11:** Won 2011 National Championship with Minnesota Duluth...Assisted on the game-winning goal in overtime of the title game against Michigan...Finished 1st on team in game-winning goals (7)...T-5th on the team in points (14-19-33)...**2009-10:** T-5th on team in points (10-14=24)...**2008-09:** Appeared in 18 games...Tallied five points in freshman season (0-5-5)...Won WCHA Championship with Minnesota Duluth.

CAREER STATISTICS

PLAYOFFS

SEASON	CLUB	LEAGUE	GP	G	A	PTS	PIM	GP	G	A	PTS	PIM
2006-07	Sioux City	USHL	56	6	16	22	35	7	0	2	2	0
2007-08	Sioux City	USHL	60	14	30	44	27	4	1	2	3	2
2008-09	Minnesota-Duluth	WCHA	18	0	5	5	10	-	-	-	-	-
2009-10	Minnesota-Duluth	WCHA	33	10	14	24	24	-	-	-	-	-
2010-11	Minnesota-Duluth	WCHA	42	14	19	33	33	-	-	-	-	-
2011-12	Minnesota-Duluth	WCHA	41	21	32	53	6	-	-	-	-	-
2012-13	Worcester	AHL	60	3	10	13	12	-	-	-	-	-

Signed by San Jose as a free agent on March 30, 2012.



NICK PETRECKI DEFENSE

SHOOTS: Left

HEIGHT/WEIGHT: 6-foot-3, 230 pounds

BORN: 7/11/89 in Schenectady, New York

HOMETOWN: Clifton Park, New York

Selected by San Jose in the 2007 NHL Entry Draft (1st round, 28th overall).

2012-13: Made his NHL debut on Jan. 29 vs. Anaheim and posted a hit and two blocked shots in 11:58...Finished 3rd on Worcester (AHL) in PIM (135), which set a career high...Ranks 3rd in Worcester franchise history in PIM (477) and games played (243)...**2011-12:** 4th amongst Worcester defensemen in shots (75)...**2010-11:** Led Worcester in PIM and fighting majors (11)...Served as an alternate captain...Named the Sharks Man of the Year for his work in the central Massachusetts community...**2009-10:** Had eight fighting majors in rookie season...4th on the team in PIM...Scored first professional goal at Syracuse on Jan. 23...**2008-09:** 5th on Boston College (Hockey East) with a plus-3 rating...Led team in PIM...**2007-08:** Won National Championship with Boston College...Invited to the 2008 USA Hockey National Junior Championship Development Camp...Led team in PIM...**2006-07:** Led team defensemen in points...T-4th amongst USHL defensemen and led team defensemen in goals...Led team, 4th in the league and 2nd among league defensemen, in PIM...T-3rd among league defense in game-winning goals (2)...Named USHL Player of the Week twice during the season: Jan. 2 and March 19...Second Team All-USHL...Represented West Division at the USHL All-Star Game...**2005-06:** Despite playing in just 53 games, finished 2nd on the team in PIM.

CAREER STATISTICS

								PLAYOFFS				
SEASON	CLUB	LEAGUE	GP	G	A	PTS	PIM	GP	G	A	PTS	PIM
2005-06	Omaha	USHL	53	0	3	3	110	5	0	0	0	0
2006-07	Omaha	USHL	54	11	14	25	177	5	0	0	0	10
2007-08	Boston College	HE	42	5	7	12	102	-	-	-	-	-
2008-09	Boston College	HE	35	0	7	7	161	-	-	-	-	-
2009-10	Worcester	AHL	65	2	12	14	106	-	-	-	-	-
2010-11	Worcester	AHL	67	3	11	14	129	-	-	-	-	-
2011-12	Worcester	AHL	68	1	8	9	107	-	-	-	-	-
2012-13	San Jose	NHL	1	0	0	0	0	-	-	-	-	-
	Worcester	AHL	42	1	5	6	135	-	-	-	-	-
Sharks/NHL Totals			1	0	0	0	0	-	-	-	-	-

Selected by San Jose in the 2007 NHL Entry Draft (1st round, 28th overall).



BRODIE REID RIGHT WING

SHOOTS: Right

HEIGHT/WEIGHT: 6-foot-1, 190 pounds

BORN: 8/25/89 in Delta, British Columbia

HOMETOWN: Delta, British Columbia

Signed by San Jose as a free agent on April 15, 2011.

2012-13: Recorded two PP points (1-1=2) and 102 total shots...**2011-12:** Recorded seven PP points (3-4=7) and two game-winning goals...Recorded the only two game-winning goals of the season in the shootout for the Sharks and went 3-for-8 in the shootout...Scored his first professional goal (Pasquale) vs. St. John's on Nov. 5...Posted first pro point (assist) in first pro game at Providence on Oct. 9...**2010-11:** Named to the Pro Ambitions Hockey East All-Rookie Team...Highest scoring freshman at Northeastern since 2001-02...Second-highest scoring rookie in Hockey East with 0.76 points per game...Led all Northeastern freshmen in scoring with 28 points...Posted his first career two-goal game, including a power play tally, against Boston College in the Beanpot finals on Feb. 14...**2009-10:** As an alternate captain for Lincoln, led his team in points, goals, assists and shots (179) despite skating in 14 less games than the second leading scorer...**2008-09:** Earned a spot on the BCHL All-Star Team...Selected to represent Team Canada West at the World Junior A Hockey Challenge in 2009...**2007-08:** Led the BCHL in goals...Received a spot on the BCHL All-Star Team and earned Burnaby's top forward distinction.

CAREER STATISTICS

								PLAYOFFS				
SEASON	CLUB	LEAGUE	GP	G	A	PTS	PIM	GP	G	A	PTS	PIM
2005-06	Surrey	BCHL	7	0	0	0	0	-	-	-	-	-
2006-07	Surrey	BCHL	50	4	6	10	17	-	-	-	-	-
2007-08	Burnaby	BCHL	60	52	35	87	37	-	-	-	-	-
2008-09	Penticton	BCHL	40	17	22	39	25	10	1	5	6	2
2009-10	Lincoln	USHL	46	16	20	36	46	-	-	-	-	-
2010-11	Northeastern	HE	37	11	17	28	18	-	-	-	-	-
2011-12	Worcester	AHL	66	10	15	25	17	-	-	-	-	-
2012-13	Worcester	AHL	34	10	11	21	19	-	-	-	-	-

Signed by San Jose as a free agent on April 15, 2011.



HARRI SATERI (HAHR-ee SAH-teh-ree) GOALTENDER

CATCHES: Left

HEIGHT/WEIGHT: 6-foot-1, 205 pounds

BORN: 12/29/89 in Toijala, Finland **HOMETOWN:** Tampere, Finland

Selected by San Jose in the 2008 NHL Entry Draft (4th round, 106th overall).

2012-13: Went 14-21-3 with a 2.89 goals-against average and a .903 save percentage...Posted one shutout...Made an AHL season-high 50 saves, stopped all five shooters in the shootout and was #2 star in 3-2 SOW at Providence on Dec. 2...**2011-12:** Led the team in wins (15) and shutouts (2)...Had a season high 49 saves vs. Manchester on April 10...Had franchise record shutout streak of 157:37 snapped on Jan. 25...Recorded his first career shutout with 25 saves vs. Portland on Jan. 8...Served as backup goaltender for the first two games of the NHL season for San Jose...**2010-11:** Joined Worcester on March 12 after his season ended with Tampere...Led the Sharks with a .918 save percentage...Went 0-1 in the shootout (saved four of five shots)...Made first AHL start and made 21 saves on March 19 at Wilkes-Barre/Scranton...Made North American debut (in relief) on March 18 at Providence and made 22 saves on 23 shots...Also stopped Trent Whitfield on a penalty shot...Finished 18th in the Finnish Elite League in save percentage...**2009-10:** Helped team advance to the second round, eliminating Jokerit in the first round of the SM-Liiga playoffs...10th in the playoffs in goals-against average and T-1st in games played...Finished the regular season T-13th in the league in save percentage (.915)...**2008-09:** Led Tampere in save percentage (.921) and goals-against average...T-1st on Tampere in shutouts...**World Jr.:** Made starts in preliminary round against Sweden and Russia...**2007-08:** Represented Finland at the Under-20 World Junior Championships...Attended Finland's 2008 National Junior Championship Development Camp...**2006-07:** Played as a 16-year-old.

CAREER STATISTICS

PLAYOFFS

SEASON	CLUB	LEAGUE	GP	W	L	OT	MINS	GA	SO	GAA	GP	W	L	MINS	GA	SO	GAA
2006-07	Tampere	FNL	23	-	-	-	1346	-	2	2.63	-	-	-	-	-	-	-
2007-08	Tampere	FNL	34	-	-	-	2048	-	1	2.99	-	-	-	-	-	-	-
	Finland	U-20	3	0	3	0	151	10	0	3.98	-	-	-	-	-	-	-
2008-09	Tampere	FNL	22	6	12	3	1253	48	2	2.30	-	-	-	-	-	-	-
	Finland	U-20	2	0	2	0	118	7	0	3.54	-	-	-	-	-	-	-
2009-10	Tampere	FNL	49	21	22	4	2836	129	1	2.73	9	4	5	572	27	0	2.83
2010-11	Tampere	FNL	37	9	19	8	2147	84	2	2.96	-	-	-	-	-	-	-
	Worcester	AHL	7	1	3	1	351	15	0	2.56	-	-	-	-	-	-	-
2011-12	Worcester	AHL	38	15	20	3	2116	101	2	2.86	-	-	-	-	-	-	-
2012-13	Worcester	AHL	39	14	21	3	2201	106	1	2.89	-	-	-	-	-	-	-

Selected by San Jose in the 2008 NHL Entry Draft (4th round, 106th overall).



LANE SCHEIDL LEFT WING

SHOOTS: Right

HEIGHT/WEIGHT: 5-foot-11, 205 pounds

BORN: 1/14/92 in Saskatoon, Saskatchewan **HOMETOWN:** Saskatoon, Saskatchewan

Signed by Worcester as a free agent on March 21, 2013.

2012-13: Scored first professional goal (McElhinney) on April 17 vs. Springfield...Made professional debut with Worcester on March 22 at Springfield...Led Regina in points (80) and goals (41) and 2nd in assists (39)...T-9th in the WHL in goals and one of just five players to record at least 40 goals and 60 PIM (62)...Was named Regina's Player of the Year and the Three Stars Award winner...Set career highs in games played (72), goals, assists, points and PIM...Was an alternate captain...**2011-12:** 2nd on the team in points (55), goals (27) and 3rd in assists (28) and plus/minus (+24)...Set a career high in plus/minus...Tied for the team lead in playoff goal scoring (3) and T-3rd in points (4) in five games...**2010-11:** Ranked T-6th in goals (10) and 7th in points (30) on Regina despite playing in just 48 games with the Pats...Traded to Regina from Red Deer on Nov. 15...Posted 3-3-6 in 20 games with Red Deer...**2009-10:** Posted 5-5-10 in 44 games with Red Deer...Traded to Red Deer from Vancouver on Nov. 21...Recorded 2-3-5 in 22 games with Vancouver.

CAREER STATISTICS

PLAYOFFS

SEASON	CLUB	LEAGUE	GP	G	A	PTS	PIM	GP	G	A	PTS	PIM
2007-08	Saskatoon	SMHL	34	11	14	25	28	-	-	-	-	-
2008-09	Vancouver	WHL	1	0	0	0	2	-	-	-	-	-
2009-10	Vancouver	WHL	22	2	3	5	22	-	-	-	-	-
	Red Deer	WHL	44	5	5	10	20	4	0	0	0	0
2010-11	Red Deer	WHL	20	3	3	6	9	-	-	-	-	-
	Regina	WHL	48	10	20	30	18	-	-	-	-	-
2011-12	Regina	WHL	70	27	28	55	57	5	3	1	4	6
2012-13	Regina	WHL	72	41	39	80	62	-	-	-	-	-
	Worcester	AHL	11	1	1	2	10	-	-	-	-	-

Signed by Worcester as a free agent on March 21, 2013.



RYLAN SCHWARTZ CENTER

SHOOTS: Left

HEIGHT/WEIGHT: 5-foot-10, 200 pounds

BORN: 1/8/90 in Wilcox, Saskatchewan **HOMETOWN:** Wilcox, Saskatchewan

Signed by San Jose as a free agent on April 5, 2013

2012-13: Scored his first professional goal (Zatkoff) on April 19 at Wilkes-Barre Scranton... Made professional debut with Worcester on April 9 at Bridgeport and recorded his first professional point (assist)...Led the NCAA in points (53), 13th in goals (20) and 3rd in assists (33)...Was named to both the All-WCHA Second Team as well as the All-WCHA Academic Team...Was named Colorado College's MVP and a co-recipient of the team's playoff MVP award...Set career highs in games played (41; tied), assists, points and plus/minus (+10)...Recorded 5-5=10 in six postseason games...Scored the game-winning goal in the WCHA semifinal vs. Minnesota...Named an alternate captain for his senior season...**2011-12:** T-8th in the nation in goals (23) and 3rd in points per game (1.36 PTS/GP)...Led the team in goals (a career high) and finished 2nd in points (one behind brother Jaden)...Named WCHA Offensive Player of the Week three times...**2010-11:** 3rd on the team in points (38) and T-2nd in plus/minus (+3)...T-2nd on the team in assists (28)...Factored in on eight game-winning goals, scoring one and assisting on a team-high seven...Named co-recipient of the team's playoff MVP award...Compiled 5-4=9 in seven postseason games...**2009-10:** Named to the WCHA All-Rookie Team...3rd in scoring (28 points), both overall and in conference play, amongst WCHA freshmen...Involved in the game-winning goal in 10 of Colorado College's 19 victories...T-3rd on Colorado College in points (28)...**2008-09:** Won the SJHL scoring title and was named league MVP after compiling 88 points (39-49=88) in 48 games with Notre Dame...Posted 1-1=2 in four games with Canada West in the U19 World Junior "A" Challenge.

CAREER STATISTICS

								PLAYOFFS				
SEASON	CLUB	LEAGUE	GP	G	A	PTS	PIM	GP	G	A	PTS	PIM
2006-07	Notre Dame AAA	SMHL	41	30	53	83	44	11	9	12	21	10
	Notre Dame	SJHL	9	6	4	10	0	-	-	-	-	-
2007-08	Notre Dame	SJHL	55	29	34	63	83	-	-	-	-	-
2008-09	Notre Dame	SJHL	48	39	49	88	54	-	-	-	-	-
	Canada West	WJAC U-19	4	1	1	2	0	-	-	-	-	-
2009-10	Colorado College	WCHA	39	6	22	28	24	-	-	-	-	-
2010-11	Colorado College	WCHA	41	10	28	38	61	-	-	-	-	-
2011-12	Colorado College	WCHA	35	23	17	40	47	-	-	-	-	-
2012-13	Colorado College	WCHA	41	20	33	53	35	-	-	-	-	-
	Worcester	AHL	7	1	3	4	6	-	-	-	-	-

Signed by San Jose as a free agent on April 5, 2013



SEBASTIAN STALBERG RIGHT WING

SHOOTS: Right

HEIGHT/WEIGHT: 6-foot-1, 185 pounds

BORN: 6/30/90 in Gothenburg, Sweden **HOMETOWN:** Gothenburg, Sweden

Signed by San Jose as a free agent on March 14, 2012.

2012-13: In his first complete professional season, played 66 games with Worcester (AHL)...Posted eight PP points (5-3=8) and finished ranked 2nd on the team with 134 shots...**2011-12:** Became the sixth player in Worcester history to score first professional goal in first pro game on March 18...Hockey East Honorable Mention All-Star honors...Led the Catamounts in points for the second straight season (12-19=31)...2nd in the league with 20 PP points and was named the Hockey East Co-Player of the Week on Oct. 24...**2010-11:** Led the team in points (9-19=28) and assists and was 2nd on the team in goals...T-1st on the team with four power play goals...Named to the Hockey East Top Performers list six different times...Led the team with 128 shots on goal...**2009-10:** Named to the Hockey East All-Rookie Team...Led all team rookies in points (6-13=19)...2nd on the team in shots with 84 and had a plus-5 rating...Had 14 points (5-9=14) in 25 Hockey East games to rank T-8th in the league amongst rookies in points...Named the Hockey East Rookie of the Week on three occasions (Jan. 18, Feb. 8 and Feb. 22)...Received the team's George Buzzelli Rookie of the Year Award...**OTHER:** Won the Swedish Junior Championship with Frolunda in 2007-08...Younger brother of Chicago Blackhawks Viktor Stalberg.

CAREER STATISTICS

								PLAYOFFS				
SEASON	CLUB	LEAGUE	GP	G	A	PTS	PIM	GP	G	A	PTS	PIM
2009-10	Vermont	HE	36	6	13	19	14	-	-	-	-	-
2010-11	Vermont	HE	36	9	19	28	10	-	-	-	-	-
2011-12	Worcester	AHL	13	3	2	5	4	-	-	-	-	-
	Vermont	HE	34	12	19	31	22	-	-	-	-	-
2012-13	Worcester	AHL	66	10	8	18	10	-	-	-	-	-

Signed by San Jose as a free agent on March 14, 2012.



DANIIL TARASOV RIGHT WING

SHOOTS: Left **HEIGHT/WEIGHT:** 6-foot, 185 pounds
BORN: 6/20/91 in Moscow, Russia **HOMETOWN:** Moscow, Russia
 Signed by Worcester as a free agent on June 1, 2012.

2012-13: Split time between San Francisco (ECHL) and Worcester (AHL)...Named Worcester Sharks Rookie of the Year, leading all Worcester rookies in goals (14), points (28) and shots (121)...Played in 43 games, finishing 2nd on the team with three game-winning goals...

Scored his first AHL goal (the game-tying goal with 10.7 seconds remaining in 3rd period, Grubauer) vs. Hershey on Jan. 16...Recorded first AHL point (assist) at Albany on Jan. 12...**2011-12:** Led the team in goals (47), assists (41), points (88), and finished 3rd in penalty minutes (86)...2nd in the USHL in goals, points, and led the USHL with eight game-winning goals...Finished the regular season riding a 13-game point streak, amassing 26 points (14-12=26)... Added 10 points (5-5=10) in six playoff games...**2010-11:** Led the league in goals (37), T-1st in game-winning goals (8), 2nd in points (37-38=75) and plus/minus (+34), 3rd in shots (217) and T-7th in assists...**2009-10:** Made his USHL debut with Waterloo and appeared in two games.

CAREER STATISTICS								PLAYOFFS				
SEASON	CLUB	LEAGUE	GP	G	A	PTS	PIM	GP	G	A	PTS	PIM
2009-10	Waterloo	USHL	2	0	0	0	0	-	-	-	-	-
2010-11	Indiana	USHL	57	37	38	75	46	5	2	4	6	6
2011-12	Indiana	USHL	60	47	41	88	86	6	5	5	10	8
2012-13	Worcester	AHL	43	14	14	28	20	-	-	-	-	-
	San Francisco	ECHL	17	3	11	14	5	-	-	-	-	-

Signed by Worcester as a free agent on June 1, 2012.



CHRIS TIERNEY CENTER

SHOOTS: Left **HEIGHT/WEIGHT:** 6-foot, 195 pounds
BORN: 7/1/94 in Keswick, Ontario **HOMETOWN:** Keswick, Ontario
 Selected by San Jose in the 2012 NHL Entry Draft (2nd round, 55th overall).

2012-13: Set OHL career highs in games played (68), goals (18), assists (37) and points (57)...5th on London (OHL) in points...Averaged a point-per-game pace in 21 playoff games and set playoff career highs in goals (6), assists (15) and points (21)...Helped London win its

second consecutive OHL Championship and posted 1-2=3 in five Memorial Cup games...**2011-12:** 6th on team in plus/minus (+25)...Primarily playing on the third line, finished T-8th on the team in assists (23)...5th on the team in playoff goals (5)...**2010-11:** 3rd in points amongst team rookies (3-8=11).

CAREER STATISTICS								PLAYOFFS				
SEASON	CLUB	LEAGUE	GP	G	A	PTS	PIM	GP	G	A	PTS	PIM
2010-11	London	OHL	47	3	8	11	12	4	0	1	1	0
2011-12	London	OHL	65	11	23	34	20	19	5	2	7	4
2012-13	London	OHL	68	18	39	57	12	21	6	15	21	6
	London	Memorial Cup	5	1	2	3	2	-	-	-	-	-

Selected by San Jose in the 2011 NHL Entry Draft (2nd round, 55th overall).



MAREK VIEDENSKY (MAR-ehk veh-DEN-ski) CENTER

SHOOTS: Right

HEIGHT/WEIGHT: 6-foot-3, 210 pounds

BORN: 8/18/90 in Handlova, Slovakia **HOMETOWN:** Handlova, Slovakia

Selected by San Jose in the 2009 NHL Entry Draft (7th round, 189th overall).

2012-13: Split time between San Francisco (ECHL) and Worcester (AHL)...Scored at nearly a point-per-game pace with San Francisco, registering 18 points (8-10=18) in 20 games (0.9 PTS/GP)... **2011-12:** Posted 11 points (5-6=11) in his rookie season...Scored first professional goal into empty net at St. John's on Dec. 11...Picked up first professional point (assist) at Portland on Nov. 25...Made professional debut vs. St. John's on Nov. 5...**2010-11:** As an alternate captain for Saskatoon (WHL), led the team in goals, points, plus/minus (+60, 2nd in WHL) and was 3rd in assists...Among WHL leaders: 10th in points, 20th in goals, T-15th in assists, 3rd in game-winning goals (10) and T-2nd with six shorthanded goals...**2009-10:** A plus-18 rating in just 30 games with Saskatoon...1.13 points per game average which was 2nd on the team...Traded Jan. 10 to Saskatoon for Tyler Santos and third round draft picks in 2010 and 2011...**World Jr:** Finished 2nd on the Slovak National Team in points, plus/minus (+1) and led team in assists...Finished the U20 World Junior Championships T-6th in assists...Named the 2010 Playoff MVP...T-2nd on the team in points and 1st in goals...T-16th in the WHL in playoff goals...**2008-09:** T-3rd on the team and 11th amongst league rookies in points...T-3rd on the team in power play goals (6)...T-2nd on Slovakia in assists during the World Juniors.

CAREER STATISTICS

SEASON	CLUB	LEAGUE	GP	G	A	PTS	PIM	PLAYOFFS				
								GP	G	A	PTS	PIM
2008-09	Prince George	WHL	59	16	24	40	34	4	2	0	2	2
	Slovakia	U-20	7	0	4	4	4	-	-	-	-	-
2009-10	Prince George	WHL	31	4	21	25	37	-	-	-	-	-
	Saskatoon	WHL	30	16	18	34	27	10	7	3	10	0
	Slovakia	U-20	6	1	5	6	0	-	-	-	-	-
2010-11	Saskatoon	WHL	63	36	52	88	52	10	1	5	6	4
2011-12	Worcester	AHL	52	5	6	11	14	-	-	-	-	-
2012-13	Worcester	AHL	14	4	2	6	4	-	-	-	-	-
	San Francisco	ECHL	20	8	10	18	22	-	-	-	-	-

Selected by San Jose in the 2009 NHL Entry Draft (7th round, 189th overall).



Marek Viedensky



GAGE AUSMUS DEFENSE

SHOOTS: Left

HEIGHT/WEIGHT: 6-foot-1, 210 pounds

BORN: 4/22/95 in East Grand Forks, Minnesota

Selected by San Jose in the 2013 NHL Draft (5th round, 151st overall)

2012-13: Will attend the University of North Dakota in 2013-14...Participated in Team USA's 2013 National Junior Evaluation Camp...Helped Team USA win the silver medal at the 2013 U-18 World Junior Championships and T-2nd on the team in plus/minus (+5)...Led Team USA in plus/minus (+17) in 26 USHL games...Overall with the U.S. National U-18 team, T-2nd in plus/minus (+22) and T-4th amongst team defensemen in points (14) in 62 games...**2011-12:** 5th on the U.S. National U-17 team in PIM (60)...Played in five games at the World U-17 Hockey Challenge.

CAREER STATISTICS								PLAYOFFS				
SEASON	CLUB	LEAGUE	GP	G	A	PTS	PIM	GP	G	A	PTS	PIM
2010-11	Great Plains	MN Elite	14	2	0	2	10	1	0	0	0	0
	East Grand Forks High	HS	15	3	8	11	10	2	1	0	1	0
2011-12	USA Nat. Dev. Under-17	USND/USHL	54	2	4	6	60	1	0	0	0	0
	USA	U-17 W. Ch.	5	0	0	0	4	-	-	-	-	-
2012-13	USA Nat. Dev. Under-18	USND/USHL	66	2	12	14	56	-	-	-	-	-
	USA	U-18	7	0	2	2	6	-	-	-	-	-

Selected by San Jose in the 2013 NHL Draft (5th round, 151st overall)

FREDRIK BERGVIK GOALTENDER

CATCHES: Left

HEIGHT/WEIGHT: 6-foot-1, 175 pounds

BORN: 2/14/95 in Stockholm, Sweden

Selected by San Jose in the 2013 NHL Draft (4th round, 117th overall)

2012-13: Led the Swedish junior league (SuperElit) in goals-against average (1.29) and save percentage (.950) in 14 games with Frolunda J20...**2011-12:** Split time in the Swedish junior leagues with Frolunda J18 (J18 Elit and J18 Allsvenskan)...1st in J18 Allsvenskan South in goals-against average (1.88; min. five games) and save percentage (.920)...Helped Frolunda J18 win the bronze medal in league play...**2010-11:** Split time between three Swedish junior leagues, playing in TV-Pucken, U16 SM and J18 Elit...Finished with the best save percentage in the U16 SM.

CAREER STATISTICS											PLAYOFFS				
SEASON	CLUB	LEAGUE	GP	W	L	T	Min	GA	SO	GAA	GP	W	L	MIN	GA
2009-10	Djurgarden U16	Sweden U-16	2	-	-	-	-	-	-	3.21	-	-	-	-	-
2010-11	Stockholm 2	Sweden Jr.	5	-	-	-	-	-	-	5.73	-	-	-	-	-
	Djurgarden U16	Sweden U-16	4	-	-	-	-	-	-	2.51	-	-	-	-	-
2011-12	Frolunda J18	Sweden Jr.	19	-	-	-	781	32	-	2.46	-	-	-	-	-
	Frolunda J18	Sweden Jr.	14	-	-	-	479	15	-	1.88	-	-	-	-	-
2012-13	Frolunda J18	Sweden Jr.	6	-	-	-	2.44	-	-	-	-	-	-	-	-
	Frolunda J18	Sweden Jr.	2	-	-	-	121	6	-	2.99	-	3	-	-	4.55
	Frolunda J20	Sweden Jr.	21	8	1	-	589	13	2	1.29	-	-	-	-	-

Selected by San Jose in the 2013 NHL Draft (4th round, 117th overall)

COLIN BLACKWELL CENTER

SHOOTS: Right

HEIGHT/WEIGHT: 5-foot-9, 190 pounds

BORN: 3/28/93 in Lawrence, Massachusetts

Selected by San Jose in the 2011 NHL Entry Draft (7th round, 194th overall).

2012-13: Finished the season T-2nd on his team in points per game (0.67 PTS/GP)...Invited to the 2012 U.S. National Junior Evaluation Camp where he finished 1st in assists (4) and T-1st in points (6) in three games played...**2011-12:** 2nd on the team in PIM (46)...Finalist for 2012 Walter Brown Award, given annually to New England's best American-born college hockey player...Team reached ECAC Final, as he posted four assists vs. Cornell on March 16 in a tournament game...**2010-11:** Named the first recipient of the ESPN Boston Mr. Hockey Award...Named the Catholic Conference's MVP and led all skaters in points in the Division 1A state tournament...Was his team's captain...Also won the Division 1 championship in lacrosse as a midfielder.

CAREER STATISTICS								PLAYOFFS				
SEASON	CLUB	LEAGUE	GP	G	A	PTS	PIM	GP	G	A	PTS	PIM
2010-11	St. John's Prep	HS	25	33	33	66	-	5	7	9	16	-
2011-12	Harvard	ECAC	34	5	14	19	46	-	-	-	-	-
2012-13	Harvard	ECAC	21	3	11	14	10	-	-	-	-	-

Selected by San Jose in the 2011 NHL Entry Draft (7th round, 194th overall).

GABRYEL BOUDREAU LEFT WING

SHOOTS: Left **HEIGHT/WEIGHT:** 5-foot-11, 170 pounds
BORN: 2/21/95 in Otterburn Park, Quebec
 Selected by San Jose in the 2013 NHL Draft (2nd round, 49th overall)

2012-13: 2nd in the QMJHL in rookie scoring (63 points), assists (41), plus/minus (+31) and T-3rd in goals (22)...Ranked 4th on the team in points and T-1st in assists...Finished the regular season with 32 points (11-21=32) in his last 30 games...2nd amongst league rookies in playoff goals (9) and points (18)...T-3rd on the team in playoff goals and 4th in points in 18 games...Finished the playoffs on a three-game point streak (2-2=4) in the league championship vs. Halifax...Opened the playoffs with a four-game point streak (5-2=7) in first round play vs. Sheerbrooke...**2011-12:** 2nd in goals (33) and 6th in points (58) in the Quebec Midget AAA...Named to the QMAAA Second All-Star Team...Led Collège Antoine-Girouard Gaulois in points, goals and assists (25; tied)...Led the team in playoff goals (11) and T-1st in points (16).

CAREER STATISTICS

SEASON	CLUB	LEAGUE	REGULAR SEASON					PLAYOFFS				
			GP	G	A	PTS	PIM	GP	G	A	PTS	PIM
2010-11	Collège Antoine-Girouard Gaulois	QMAAA	2	0	0	0	0	-	-	-	-	-
2011-12	Collège Antoine-Girouard Gaulois	QMAAA	43	33	25	58	38	11	11	5	16	20
2012-13	Baie-Comeau	QMJHL	67	22	41	63	43	18	9	9	18	27

Selected by San Jose in the 2013 NHL Draft (2nd round, 49th overall)

MICHAEL BRODZINSKI DEFENSE

SHOOTS: Right **HEIGHT/WEIGHT:** 5-foot-11, 180 pounds
BORN: 5/28/95 in Ham Lake, Minnesota
 Selected by San Jose in the 2013 NHL Draft (5th round, 141st overall)

2012-13: Will attend the University of Minnesota in 2013-14...Participated in Team USA's 2013 National Junior Evaluation Camp...Named to the USHL All-Rookie and Second All-Star teams...Participated in the USHL Top Prospects Game...Led all USHL defensemen in goals (16) and T-6th in points (33) in his first season in the league...His 16 goals were the most for a USHL defenseman since 2009-10...3rd amongst league blueliners in shots (153)...3rd on Muskegon in points and led the team in power-play goals (9)...His brother, Jonny, was drafted 148th overall in 2013 by Los Angeles, making the brothers the first non-twins taken in the same round of a draft...His father, Mike, played in one game for the University of Minnesota...**2011-12:** Led Blaine High School in points (33) and assists (20) and T-1st in goals (13)...Participated in the Under-17 Five Nations Tournament and helped the U.S. Select Team win the gold medal...**2010-11:** T-4th in goals (9) and points (23) as Blaine won the 2011 Section Championship.

CAREER STATISTICS

SEASON	CLUB	LEAGUE	REGULAR SEASON					PLAYOFFS				
			GP	G	A	PTS	PIM	GP	G	A	PTS	PIM
2009-10	Blaine High	HS	24	2	3	5	12	5	1	0	1	0
2010-11	Team Northeast	MN Elite	21	3	8	11	20	2	0	1	1	2
	Blaine High	HS	25	9	14	23	22	5	5	3	8	0
2011-12	Blaine High	HS	25	13	20	33	26	3	3	0	3	17
	Muskegon	USHL	3	0	1	1	0	-	-	-	-	-
	Team Northwest	HS	20	4	10	14	51	3	1	1	2	2
2012-13	Muskegon	USHL	61	16	17	33	47	3	0	1	1	0

Selected by San Jose in the 2013 NHL Draft (5th round, 141st overall)

CODY FERRIERO (FAIR-ee-oh) RIGHT WING

SHOOTS: Right **HEIGHT/WEIGHT:** 5-foot-11, 195 pounds
BORN: 12/19/91 in Boston, Massachusetts
 Selected by San Jose in the 2010 NHL Entry Draft (5th round, 127th overall).

2012-13: Finished 2nd on the team in goals (12) and 3rd in points (26)...2nd in Hockey East and T-11th nationally in PP goals (7)...Scored four goals against Harvard on Dec. 29, 2012, becoming the first Husky since 1982 and one of only three NCAA players this season to score four goals in a single game...**2011-12:** 4th on team in goals despite playing in only 17 games...Led the team in plus/minus rating (+11) and tied for the team lead in game-winning goals (2)...**2010-11:** 7th on the team in PIM...Scored his first collegiate goal and added four PIM in his first NCAA game on Oct. 8 vs. Providence.

CAREER STATISTICS

SEASON	CLUB	LEAGUE	REGULAR SEASON					PLAYOFFS				
			GP	G	A	PTS	PIM	GP	G	A	PTS	PIM
2009-10	Governor's Academy	HS	27	21	19	40	112	-	-	-	-	-
2010-11	Northeastern	HE	34	4	3	7	38	-	-	-	-	-
2011-12	Northeastern	HE	17	9	6	15	34	-	-	-	-	-
2012-13	Northeastern	HE	34	12	14	26	60	-	-	-	-	-

Selected by San Jose in the 2010 NHL Entry Draft (5th round, 127th overall).



MAX GAEDE (GAYD) RIGHT WING

SHOOTS: Right

HEIGHT/WEIGHT: 6-foot-2, 205 pounds

BORN: 3/27/92 in Maryland, Minnesota

Selected by San Jose in the 2010 NHL Entry Draft (3rd round, 88th overall).

2012-13: Set career highs in assists (10) and points (11)...**2011-12:** Posted seven points in his freshman season...3rd on the team in PIM (42)...**2010-11:** Among team leaders: T-6th in points and assists, T-4th in PIM, 3rd with 138 shots and 5th in power play goals...T-20th in USHL in PP points...**2009-10:** Finished the season in Sioux City after playing at Woodbury High School.

CAREER STATISTICS

PLAYOFFS

SEASON	CLUB	LEAGUE	GP	G	A	PTS	PIM	GP	G	A	PTS	PIM
2008-09	Woodbury High	HS	27	16	28	44	66	-	-	-	-	-
2009-10	Woodbury High	HS	25	19	17	36	36	-	-	-	-	-
	Sioux City	USHL	11	1	1	2	2	-	-	-	-	-
2010-11	Sioux City	USHL	54	10	18	28	57	3	0	0	0	2
2011-12	Minnesota St.-Mankato	WCHA	30	3	4	7	42	-	-	-	-	-
2012-13	Minnesota St.-Mankato	WCHA	41	1	10	11	11	-	-	-	-	-

Selected by San Jose in the 2010 NHL Entry Draft (3rd round, 88th overall).

EMIL GALIMOV (ga-LEE-mawv) LEFT WING

SHOOTS: Left

HEIGHT/WEIGHT: 6-foot-1, 170 pounds

BORN: 5/9/92 in Nizhnekamsk, Russia

Selected by San Jose in the 2013 NHL Draft (7th round, 207th overall)

2012-13: Spent time between the KHL and its minor leagues (VHL and MHL), posting 12-15=27 in 40 combined games...T-5th on Lokomotiv (KHL) in points (20) despite playing in just 33 games...T-8th on the team in goals (8) and 4th in assists (13)...5th on the team in plus/minus (+8) and spent most of the year on the team's first line...

2011-12: Tied for the Lokomotiv (VHL) team lead with nine goals and T-3rd in points (13) despite playing in just 17 games...T-4th on Lokomotiv in playoff points (5) in 10 games...Scored one goal in six games at the 2011 Subway Super Series...Began the season with Neftekhimik (KHL) before joining Lokomotiv...**2010-11:** 6th on Reaktor (MHL) in goals (11) despite playing in just 27 games...Tied for the team lead with three playoff goals...Made his KHL debut with Neftekhimik...**2009-10:** T-7th on Russia in points (3) in seven games at the U-18 World Junior Championships.

CAREER STATISTICS

PLAYOFFS

SEASON	CLUB	LEAGUE	GP	G	A	PTS	PIM	GP	G	A	PTS	PIM
2009-10	Reaktor	MHL	32	6	4	10	69	1	0	1	1	0
	Russia	U-18	7	2	1	3	10	-	-	-	-	-
2010-11	Neftekhimik	KHL	18	1	1	2	4	-	-	-	-	-
	Reaktor	MHL	27	11	7	18	34	5	3	0	3	27
2011-12	Neftekhimik	KHL	8	0	0	0	2	-	-	-	-	-
	Reaktor	MHL	9	5	4	9	33	-	-	-	-	-
	Lokomotiv	VHL	17	9	4	13	12	10	2	3	5	10
	Lokomotiv	MHL	8	4	5	9	2	-	-	-	-	-
2012-13	Lokomotiv	KHL	33	7	13	20	10	6	0	2	2	6
	Lokomotiv	VHL	5	4	1	5	4	-	-	-	-	-
	Lokomotiv	MHL	2	1	1	2	2	-	-	-	-	-

Selected by San Jose in the 2013 NHL Draft (7th round, 207th overall).

JAKE JACKSON LEFT WING

SHOOTS: Left **HEIGHT/WEIGHT:** 5-foot-11, 190 pounds
BORN: 12/5/94 in Oakdale, Minnesota
 Selected by San Jose in the 2013 NHL Draft (7th round, 201st overall)

2012-13: Has committed to Michigan Tech (NCAA) in the fall of 2014...Will play for Sioux City (USHL) in 2013-14... Named a finalist for Minnesota's Mr. Hockey award...Led Tartan High School goals (29), points (56) and game-winning goals (5) and ranked 2nd in assists (27)...Scored a hat trick in Tartan's lone playoff game...Joined Waterloo (USHL) at the end of the season and scored one goal in two games...**2011-12:** Led the team in goals (24) and points (43) in 25 games...3rd in assists (19)...**2010-11:** Led the team in goals (15), points (25) and T-2nd in assists (10).

CAREER STATISTICS

SEASON	CLUB	LEAGUE	GP	G	A	PTS	PIM	GP	G	A	PTS	PIM
Season	Team	League	GP	G	A	TP	PIM	GP	G	A	TP	PIM
2010-11	Tartan High	HS	25	15	10	25	18	1	1	0	1	0
2011-12	Tartan High	HS	25	24	19	43	28	2	1	0	1	2
	Metro Northeast	MEPDL	11	3	1	4	0	-	-	-	-	-
2012-13	Tartan High	HS	25	29	27	56	10	1	3	0	3	0
	Team Northeast	HS	21	10	4	14	10	-	-	-	-	-
	Waterloo	USHL	2	1	0	1	0	-	-	-	-	-

Selected by San Jose in the 2013 NHL Draft (7th round, 201st overall)

SEAN KURALY (KUH-ra-lee) CENTER

SHOOTS: Left **HEIGHT/WEIGHT:** 6-foot-2, 205 pounds
BORN: 1/20/93 in Dublin, Ontario
 Selected by San Jose in the 2011 NHL Entry Draft (5th round, 133rd overall).

2012-13: T-3rd amongst Miami freshmen in points (12), 4th in PIM (41)...Won a gold medal with Team USA at the 2013 World Junior Championships...Finished the tournament with 3 points (1-2=3) and a +4 rating... Invited to the 2012 US National Junior Evaluation Camp where he finished 1st in goals (4) and T-1st in points (6) in three games played...**2011-12:** Finished 2nd (behind Sharks prospect Daniil Tarasov) on Indiana in goals, assists and points...4th in the league in goals and points (tied)...Represented USA at the World Jr. A Challenge, ranking T-1st in points amongst all skaters in the tournament (3-3=6) and won a bronze medal...**2010-11:** 8th in scoring on Indiana...**2009-10:** Made USHL debut with Indiana.

CAREER STATISTICS

SEASON	CLUB	LEAGUE	GP	G	A	PTS	PIM	GP	G	A	PTS	PIM
2009-10	Indiana	USHL	5	1	2	3	0	-	-	-	-	-
2010-11	Indiana	USHL	51	8	21	29	45	5	1	1	2	4
2011-12	Indiana	USHL	54	32	38	70	48	6	3	3	6	4
2012-13	Miami University	CCHA	40	6	6	12	41	-	-	-	-	-
	United States	U-20	7	1	2	3	2	-	-	-	-	-

Selected by San Jose in the 2011 NHL Entry Draft (5th round, 133rd overall).

CHRISTOPHE LALANCETTE CENTER

SHOOTS: Right **HEIGHT/WEIGHT:** 6-foot, 180 pounds
BORN: 5/6/94 in Roberval, Quebec
 Selected by San Jose in the 2012 NHL Entry Draft (4th round, 109th overall).

2012-13: Served as an alternate captain for Acadie-Bathurst...Finished the regular season 5th on his team in assists (37) and 5th in points (55)...Finished the postseason 1st on his team in points (7) and T-1st in goals (4)...**2011-12:** 13th amongst league rookies in points (16-31=47)...4th on team in points and T-5th in goals...5th on the team in plus/minus rating (+5)...**2010-11:** Made his QMJHL debut, appearing in three games.

CAREER STATISTICS

SEASON	CLUB	LEAGUE	GP	G	A	PTS	PIM	GP	G	A	PTS	PIM
2010-11	Acadie-Bathurst	QMJHL	3	0	0	0	0	-	-	-	-	-
2011-12	Acadie-Bathurst	QMJHL	63	16	31	47	35	6	1	1	2	2
2012-13	Acadie-Bathurst	QMJHL	62	18	37	55	36	5	4	3	7	0

Selected by San Jose in the 2012 NHL Entry Draft (4th round, 109th overall).



ISAAC MACLEOD DEFENSE

SHOOTS: Left

HEIGHT/WEIGHT: 6-foot-4, 215 pounds

BORN: 2/22/92 in Nelson, British Columbia

Selected by San Jose in the 2010 NHL Entry Draft (5th round, 136th overall).

2012-13: 4th amongst Boston College defensemen in points (7)... Scored his first collegiate goal in a 4-2 win over Maine on Nov. 2... **2011-12:** Won the NCAA National Championship... Had a +13 plus/minus rating... **2010-11:** Recorded his first collegiate point, an assist, Nov. 2 vs. UMass-Lowell... Made his NCAA debut Oct. 16 vs. Denver... **2009-10:** 2nd amongst team defensemen in assists and 4th in points... **2008-09:** Appeared in three games and posted an assist.

CAREER STATISTICS

PLAYOFFS

SEASON	CLUB	LEAGUE	GP	G	A	PTS	PIM	GP	G	A	PTS	PIM
2008-09	Penticton	BCHL	3	0	1	1	0	-	-	-	-	-
2009-10	Penticton	BCHL	56	0	23	23	51	14	0	1	1	6
2010-11	Boston College	HE	22	0	3	3	10	-	-	-	-	-
2011-12	Boston College	HE	44	0	6	6	22	-	-	-	-	-
2012-13	Boston College	HE	36	2	5	7	16	-	-	-	-	-

Selected by San Jose in the 2010 NHL Entry Draft (5th round, 136th overall).

MIRCO MUELLER DEFENSE

(MEHR-coh)

SHOOTS: Left

HEIGHT/WEIGHT: 6-foot-3, 195 pounds

BORN: 3/21/95 in Winterthur, Switzerland

Selected by San Jose in the 2013 NHL Draft (1st round, 18th overall)

2012-13: 2nd in points (31) amongst WHL rookie defensemen... Named Everett's Rookie of the Year, ranking 2nd among Silvertip rookies in points (6-25=31) in his first season in North America... 2nd amongst team blueliners in points... Participated in the CHL Top Prospects Game... Tied for the team lead in plus/minus during the playoffs (+3)... Played with Switzerland at the U-20 World Junior Championships and led the team in plus/minus (+7) while collecting two assists in six games... Was an alternate captain and named one of Switzerland's "Top 3 Players" in the U-18 WJC, finishing with 1-2=3 in five games... **2011-12:** T-2nd on Kloten U-20 (Swiss Jr.) amongst defensemen in goals (3) despite playing in just 26 games... 3rd amongst team blueliners in playoff points (1-2=3)... Scored one goal in seven games with Kloten (Swiss); was the youngest player on the roster... **2010-11:** Led Kloten U-17 (Swiss Jr.) defensemen in goals (12), assists (19) and points (31); 2nd amongst league blueliners in goals, assists (tied) and points... Led team defensemen in playoff points (6) in 10 games.

CAREER STATISTICS

PLAYOFFS

SEASON	CLUB	LEAGUE	GP	G	A	PTS	PIM	GP	G	A	PTS	PIM
2009-10	Winterthur U15	Swiss Amateur	17	9	25	34	38	-	-	-	-	-
	Winterthur U17	Swiss Amateur	12	0	4	4	0	-	-	-	-	-
2010-11	Kloten U17	Swiss Jr.	32	12	19	31	14	10	0	6	6	12
2011-12	Kloten U17	Swiss Jr.	4	1	3	4	0	-	-	-	-	-
	Kloten U20	Swiss Jr.	26	3	3	6	8	4	1	2	3	2
2012-13	Kloten	Swiss	7	1	0	1	0	-	-	-	-	-
	Everett	WHL	63	6	25	31	57	6	0	1	1	6
	Switzerland	U-18	5	1	2	3	2	-	-	-	-	-
	Switzerland	U-20	6	0	2	2	6	-	-	-	-	-

Selected by San Jose in the 2013 NHL Draft (1st round, 18th overall)

DANIEL O'REGAN CENTER

SHOOTS: Right **HEIGHT/WEIGHT:** 5-foot-9, 175 pounds

BORN: 1/30/94 in Berlin, Germany

Selected by San Jose in the 2012 NHL Entry Draft (5th round, 138th overall).

2012-13: In his freshman season at Boston University, finished T-2nd on the team in goals (16) and 1st overall in points (38)...32nd overall in the nation in points per game (0.97 PTS/GP) and T-4th in the nation in points per game by a freshman...Named to the College Hockey News' 2012-13 All-Rookie Team... Named the Hockey East Pro Ambitions Rookie of the Week on Mar. 11 and named to the Hockey East All-Rookie team on Mar. 20...Eight-time Hockey East Top Performer...**2011-12:** T-7th on USA in points at the U-18 World Jr. Championships...Father Tom attended BU as well and played in 61 NHL games for Pittsburgh.

CAREER STATISTICS								PLAYOFFS				
SEASON	CLUB	LEAGUE	GP	G	A	PTS	PIM	GP	G	A	PTS	PIM
2010-11	St. Sebastian's	HS-MA	27	25	25	50	10	-	-	-	-	-
2011-12	St. Sebastian's	HS-MA	27	21	35	56	8	-	-	-	-	-
	Team USA	USHL	7	3	2	5	0	-	-	-	-	-
	United States	U-18	6	1	3	4	0	-	-	-	-	-
2012-13	Boston University	HE	39	16	22	38	16	-	-	-	-	-

Selected by San Jose in the 2012 NHL Entry Draft (5th round, 138th overall).

JOAKIM RYAN DEFENSE

SHOOTS: Left **HEIGHT/WEIGHT:** 5-foot-11, 185 pounds

BORN: 6/17/93 in Rumson, New Jersey

Selected by San Jose in the 2012 NHL Entry Draft (7th round, 198th overall).

2012-13: T-3rd on the team in points (23) and ranked 1st overall in assists (20)...Also led the team in blocked shots (60) and PP points (11)...Ranked 6th in the nation in assists per game by defensemen (0.59 A/GP)...All-Ivy League Second Team selection...**2011-12:** Set a program record for goals scored by a freshman defenseman (7)...2nd amongst team defensemen in points (7-10=17)...Named ECAC Hockey Rookie of the Week on Oct. 31...**2010-11:** Won the Clark Cup in Dubuque's first year in the USHL...8th amongst league defensemen in points (3-29=32).

CAREER STATISTICS								PLAYOFFS				
SEASON	CLUB	LEAGUE	GP	G	A	PTS	PIM	GP	G	A	PTS	PIM
2010-11	Dubuque	USHL	53	3	29	32	26	-	-	-	-	-
2011-12	Cornell	ECAC	34	7	10	17	20	-	-	-	-	-
2012-13	Cornell	ECAC	34	3	20	23	12	-	-	-	-	-

Selected by San Jose in the 2012 NHL Entry Draft (7th round, 198th overall).

CLIFFORD WATSON DEFENSE

SHOOTS: Left **HEIGHT/WEIGHT:** 6-foot-2, 185 pounds

BORN: 12/21/93 in Sheboygan, Wisconsin

Selected by San Jose in the 2012 NHL Entry Draft (6th round, 168th overall).

2012-13: Scored his first USHL goal on Feb. 15, finishing the game with a +3 rating and #3 star honors...**2011-12:** 6th on team in PIM (53)...Second youngest player on the team (that played more than four games)...4th amongst team defensemen in assists (8).

CAREER STATISTICS								PLAYOFFS				
SEASON	CLUB	LEAGUE	GP	G	A	PTS	PIM	GP	G	A	PTS	PIM
2011-12	Sioux City	USHL	58	0	8	8	53	2	0	0	0	0
2012-13	Sioux City	USHL	62	3	8	11	65	-	-	-	-	-

Selected by San Jose in the 2012 NHL Entry Draft (6th round, 168th overall).



2013-14 SAN JOSE SHARKS RESERVE LIST

LEFT WING	HT	WT	S	BORN	BIRTHPLACE	2012-13 TEAM	LGE	GP	G	A	PTS	PIM	ACQ
Jimmy Bonneau	6-3	225	R	3/22/85	Baie-Comeau, Quebec	Worcester	AHL	26	1	0	1	81	FA/11
Gabriel Boudreau	5-11	170	L	2/21/95	Otterburn Park, Quebec	Baie-Comeau	QMJHL	67	22	41	63	43	ED/13
Emil Galimov	6-1	170	L	5/9/92	Nizhnekamsk, Russia	Lokomotiv	KHL	33	7	13	20	10	ED/13
Curt Gogol	6-1	190	L	9/21/91	Calgary, Alberta	Worcester	AHL	38	4	2	6	139	FA/10
Jake Jackson	5-11	190	L	12/5/94	Oakdale, Minnesota	Tartan	HS	25	29	27	56	10	ED/13
Bracken Kearns	6-0	195	L	5/12/81	North Vancouver, British Columbia	Worcester	AHL	66	21	25	46	73	FA/12
						San Jose	NHL	1	0	0	0	0	
Patrick Marleau	6-2	220	L	9/15/79	Aneroid, Saskatchewan	San Jose	NHL	48	17	14	31	24	ED/97
Matthew Nieto	5-11	190	L	11/5/92	Long Beach, California	Boston U.	HE	39	18	19	37	24	ED/11
						Worcester	AHL	11	2	3	5	0	
Lane Scheidl	5-11	205	R	1/14/92	Saskatoon, Saskatchewan	Worcester	AHL	11	1	1	2	10	FA/13
						Regina	WHL	72	41	39	80	62	
James Sheppard	6-1	215	L	4/25/88	Halifax, Nova Scotia	San Jose	NHL	32	1	3	4	12	TR/11
						Worcester	AHL	34	8	15	23	52	
Raffi Torres	6-0	215	L	10/8/81	Toronto, Ontario	Phoenix	NHL	28	5	7	12	13	TR/13
						San Jose	NHL	11	2	4	6	4	

CENTER	HT	WT	S	BORN	BIRTHPLACE	2012-13 TEAM	LGE	GP	G	A	PTS	PIM	ACQ
Colin Blackwell	5-9	190	R	3/28/93	Lawrence, Massachusetts	Harvard	ECAC	21	3	11	14	10	ED/11
Logan Couture	6-1	200	L	3/28/89	Guelph, Ontario	San Jose	NHL	48	21	16	37	4	ED/07
Andrew Desjardins	6-1	195	L	7/27/86	Lively, Ontario	San Jose	NHL	42	2	1	3	61	FA/09
Freddie Hamilton	6-1	195	R	1/1/92	Toronto, Ontario	Worcester	AHL	78	13	13	26	16	ED/10
Tomas Hertl	6-2	210	L	11/12/93	Praha, Czech Republic	Slavia Praha	Czech	43	18	12	30	16	ED/12
Sean Kuraly	6-2	205	L	1/20/93	Dublin, Ohio	Miami Ohio	CCHA	40	6	6	12	41	ED/11
Christophe Lalancette	6-0	180	R	5/6/94	Roberval, Quebec	Acadie-Bathurst	QMJHL	62	18	37	55	36	ED/12
John McCarthy	6-1	195	L	8/9/86	Boston, Massachusetts	Worcester	AHL	65	9	16	25	12	ED/06
Travis Olesuk	6-0	200	L	2/3/89	Thunder Bay, Ontario	Worcester	AHL	60	3	10	13	12	FA/12
Daniel O'Regan	5-9	175	R	1/30/94	Berlin, Germany	Boston	HE	39	16	22	38	16	ED/12
Joe Pavelski	5-11	190	R	7/11/84	Plover, Wisconsin	San Jose	NHL	48	16	15	31	10	ED/03
Rylan Schwartz	5-10	200	L	1/8/90	Wilcox, Saskatchewan	Colorado College	WCHA	41	20	33	53	35	FA/13
						Worcester	AHL	7	1	3	4	6	
Joe Thornton	6-4	220	L	7/2/79	London, Ontario	San Jose	NHL	48	7	33	40	26	TR/05
Chris Tierney	6-0	195	L	7/1/94	Keswick, Ontario	London	OHL	68	18	39	57	12	ED/12
Marek Viedensky	6-3	210	R	8/18/90	Handlova, Slovakia	San Francisco	ECHL	20	8	11	19	22	ED/09
						Worcester	AHL	14	4	2	6	4	
Tommy Wingels	6-0	200	R	4/12/88	Evanston, Illinois	San Jose	NHL	42	5	8	13	26	ED/08

RIGHT WING	HT	WT	S	BORN	BIRTHPLACE	2012-13 TEAM	LGE	GP	G	A	PTS	PIM	ACQ
Riley Brace	5-11	180	L	3/7/92	Woodlawn, Ontario	Mississauga	OHL	66	21	52	73	89	FA/13
						Worcester	AHL	8	3	3	6	2	
Adam Burish	6-1	195	R	1/6/83	Madison, Wisconsin	San Jose	NHL	46	1	2	3	25	FA/12
Brent Burns	6-5	230	R	3/9/85	Barrie, Ontario	San Jose	NHL	30	9	11	20	20	TR/11
Chris Crane	6-1	190	R	12/2/91	Virginia Beach, Virginia	Ohio State	CCHA	38	6	3	9	69	ED/10
						Worcester	AHL	8	0	0	0	6	
Petter Emanuelsson	6-0	200	R	8/7/91	Kiruna, Sweden	Skelleftea	SWE	54	9	9	18	8	FA/13
Cody Ferriero	5-11	195	R	12/19/91	Boston, Massachusetts	Northeastern	HE	34	12	14	26	60	ED/10
Max Gaede	6-2	205	R	3/27/92	Woodbury, Minnesota	Minnesota State	WCHA	41	1	10	11	11	ED/10
Martin Havlat	6-2	210	L	4/19/81	Mlada Boleslav, Czech Republic	San Jose	NHL	40	8	10	18	30	TR/11
Eriah Hayes	6-4	210	R	7/7/88	La Crescent, Minnesota	Minnesota State	WCHA	41	20	16	36	51	FA/13
						Worcester	AHL	7	3	1	4	4	
Tyler Kennedy	5-11	185	R	7/15/86	Sault Ste. Marie, Ontario	Pittsburgh	NHL	46	6	5	11	19	TR/13
James Livingston	6-1	210	R	3/8/90	Newmarket, Ontario	Worcester	AHL	67	7	14	21	78	FA/11
Matt Pelech	6-4	230	R	9/4/87	Toronto, Ontario	San Jose	NHL	2	0	0	0	7	FA/11
						Worcester	AHL	58	3	4	7	238	

RIGHT WING	HT	WT	S	BORN	BIRTHPLACE	2012-13 TEAM	LGE	GP	G	A	PTS	PIM	ACQ
Brodie Reid	6-1	190	R	8/25/89	Delta, British Columbia	Worcester	AHL	34	10	11	21	19	FA/11
Sebastian Stalberg	6-1	185	R	6/30/90	Gothenburg, Sweden	Worcester	AHL	66	10	8	18	10	FA/12
Daniil Tarasov	6-0	185	L	6/20/91	Moscow, Russia	Worcester	AHL	43	14	14	28	20	FA/12
						San Francisco	ECHL	17	3	11	14	5	

DEFENSE	HT	WT	S	BORN	BIRTHPLACE	2012-13 TEAM	LGE	GP	G	A	P	PIM	ACQ
Konrad Abeltshauser	6-5	225	L	9/2/92	Bad Tolz, Germany	Halifax	QMJHL	56	7	47	54	22	ED/10
Sena Acolatse	6-0	210	R	11/28/90	Hayward, California	Worcester	AHL	50	4	17	21	62	FA/11
Gage Ausmus	6-1	210	L	4/22/95	East Grand Forks, Minnesota	USNTDP	USHL	66	2	12	14	56	ED/13
Kyle Bigos	6-4	235	R	5/12/89	Upland, California	Merrimack	HE	30	4	7	11	111	TR/13
Dan Boyle	5-11	190	R	7/12/76	Ottawa, Ontario	San Jose	NHL	46	7	13	20	27	TR/08
Justin Braun	6-2	205	R	2/10/87	Minneapolis, Minnesota	San Jose	NHL	41	0	7	7	6	ED/07
Michael Brodzinski	5-11	180	R	5/28/95	Ham Lake, Minnesota	Muskegon	USHL	61	16	17	33	47	ED/13
Adam Corrie	6-4	220	L	7/31/90	Ashburn, Virginia	Reading	ECHL	45	17	16	33	106	FA/13
						Worcester	AHL	24	3	12	15	24	
Rob Davison	6-2	215	L	5/1/80	St. Catharines, Ontario	Salzburg EC	AUS	53	3	6	9	54	FA/13
Dylan DeMelo	6-1	195	R	5/1/93	London, Ontario	Worcester	AHL	10	0	4	4	6	ED/11
						Mississauga	OHL	64	15	35	50	68	
Jason Demers	6-1	195	R	6/9/88	Dorval, Montreal	San Jose	NHL	22	1	2	3	10	ED/08
Taylor Doherty	6-7	235	R	3/2/91	Cambridge, Ontario	Worcester	AHL	40	1	9	10	67	ED/09
Scott Hannan	6-1	215	L	1/23/79	Richmond, British Columbia	Nashville	NHL	29	0	1	1	20	TR/13
						San Jose	NHL	4	0	0	0	2	
Matt Irwin	6-2	210	L	11/29/87	Brentwood Bay, British Columbia	San Jose	NHL	38	6	6	12	10	FA/10
						Worcester	AHL	35	1	14	15	26	
Isaac MacLeod	6-4	215	L	2/22/92	Nelson, British Columbia	Boston College	HE	36	2	5	7	16	ED/10
Mirco Mueller	6-3	195	L	3/21/95	Winterthur, Switzerland	Everett	WHL	63	6	25	31	57	ED/13
Nick Petrecki	6-3	230	L	7/11/89	Schenectady, New York	San Jose	NHL	1	0	0	0	0	ED/07
						Worcester	AHL	42	1	5	6	135	
Joakim Ryan	5-11	185	L	6/17/93	Rumson, New Jersey	Cornell	ECAC	34	3	20	23	12	ED/12
Brad Stuart	6-2	215	L	11/6/79	Rocky Mountain House, Alberta	San Jose	NHL	48	0	6	6	25	TR/12
Matt Tennyson	6-2	205	R	4/23/90	Minneapolis, Minnesota	San Jose	NHL	4	0	2	2	2	FA/12
						Worcester	AHL	60	5	22	27	44	
Marc-Edouard Vlasic	6-1	205	L	3/30/87	Montreal, Quebec	San Jose	NHL	48	3	4	7	29	ED/05
Clifford Watson	6-2	185	L	12/21/93	Sheboygan, Wisconsin	Sioux City	USHL	62	3	8	11	65	ED/12

GOALTENDER	HT	WT	C	BORN	BIRTHPLACE	2012-13 TEAM	LGE	GP	MIN	GAA	W-L-T	SO	GA	ACQ
J.P. Anderson	5-11	185	R	4/27/92	Toronto, Ontario	Sarnia	OHL	53	3031	3.31	26-21-5	1	167	FA/10
Fredrik Bergvik	6-1	175	L	2/14/95	Stockholm, Sweden	Frolunda J20	SWE JR	21	589	1.29	8-1-0	2	13	ED/13
Troy Grosenick	6-1	185	L	8/27/89	Brookfield, Wisconsin	Union College	ECAC	34	1928	2.12	17-10-5	2	68	FA/13
Antti Niemi	6-2	210	L	8/29/83	Vantaa, Finland	San Jose	NHL	43	2581	2.16	24-12-6	4	93	FA/10
Harri Sateri	6-1	205	L	12/29/89	Toijala, Finland	Worcester	AHL	39	2201	2.89	14-21-3	1	106	ED/08
Alex Stalock	6-0	190	L	7/28/87	South St. Paul, Minnesota	San Jose	NHL	2	42	2.86	0-0-1	0	2	ED/05
						Worcester	AHL	38	2281	2.60	17-16-4	2	99	

ACQUIRED:

ED/YR= Entry Draft/Year Drafted

FA/YR= Free Agent/Year Signed

SD/YR= Supplemental Draft/Year Drafted

TR/YR= Through Trade/Year Acquired

WA/YR= Via Waivers/Year Acquired

WD/Year= Waiver Draft/Year Acquired



DRAFT HISTORY

ENTRY DRAFTS

JUNE 30, 2013		NEWARK, NEW JERSEY — PRUDENTIAL CENTER			
ROUND	OVERALL	NAME	POSITION	2012-13 CLUB (LEAGUE)	COUNTRY OF BIRTH
1 (from DET)	18	Mirco Mueller	Defense	Everett Silvertips (WHL)	Switzerland
2 (from NYR)	49	Gabryel Boudreau	Left Wing	Baie-Comeau Drakkar (QMJHL)	Canada
4 (from CHI)	117	Fredrik Bergvik	Goaltender	Frolunda HC J20 (SE)	Sweden
5	141	Michael Brodzinski	Defense	Muskegon Lumberjacks (USHL)	United States
5 (from CHI)	151	Gage Ausmus	Defense	USA U-18 (USHL)	United States
7	201	Jake Jackson	Center	Tartan Titans (MSHL)	United States
7 (from COL)	207	Emil Galimov	Left Wing	Lokomotiv Yaroslavl (KHL)	Russia

JUNE 22-23, 2012		PITTSBURGH, PENNSYLVANIA — CONSOL ENERGY CENTER			
ROUND	OVERALL	NAME	POSITION	2011-12 CLUB (LEAGUE)	COUNTRY OF BIRTH
1	17	Tomas Hertl	Center	Slavia Praha (Czech)	Czech Republic
2	55	Chris Tierney	Center	London (OHL)	Canada
4 (from CHI)	109	Christophe Lalancette	Right Wing	Acadie-Bathurst	Canada
5	138	Daniel O'Regan	Center	St. Sebastien (HS)	Germany
6	168	Clifford Watson	Defense	Sioux City (USHL)	United States
7	198	Joakim Ryan	Defense	Cornell (ECAC)	United States

JUNE 24-25, 2011		ST. PAUL, MINNESOTA — XCEL ENERGY CENTER			
ROUND	OVERALL	NAME	POSITION	2010-11 CLUB (LEAGUE)	COUNTRY OF BIRTH
2 (from FLA)	47	Matthew Nieto	Left Wing	Boston U. (HE)	United States
3	89	Justin Sefton	Defense	Sudbury (OHL)	Canada
5 (from WPG)	133	Sean Kuraly	Center	Indiana (USHL)	United States
6 (from NYR)	166	Daniil Sobchenko	Center	Yaroslavl (KHL)	Ukraine
6	179	Dylan Demelo	Defense	Mississauga (OHL)	Canada
7 (from WPG)	194	Colin Blackwell	Center	St. John's Prep (HS)	United States

JUNE 25-26, 2010		LOS ANGELES, CALIFORNIA — STAPLES CENTER			
ROUND	OVERALL	NAME	POSITION	2009-10 CLUB (LEAGUE)	COUNTRY OF BIRTH
1	28	Charlie Coyle	Center	South Shore (EJHL)	United States
3	88	Max Gaede	Right Wing	Woodbury (HS)	United States
5 (from CAR)	127	Cody Ferriero	Center	Governor's Academy (HS)	United States
5 (from MIN)	129	Freddie Hamilton	Center	Niagara (OHL)	Canada
5 (from OTT)	136	Isaac MacLeod	Defense	Penticton (BCHL)	Canada
6 (from CGY)	163	Konrad Abeltshauser	Defense	Halifax (QMJHL)	Germany
7 (from ATL)	188	Lee Moffie	Defense	U. of Michigan (CCHA)	United States
7 (from PIT)	200	Christopher Crane	Right Wing	Green Bay (USHL)	United States

JUNE 26-27, 2009		MONTREAL, QUEBEC — BELL CENTRE			
ROUND	OVERALL	NAME	POSITION	2008-09 CLUB (LEAGUE)	COUNTRY OF BIRTH
2 (from BUF)	43	William Wrenn	Defense	USA U-18 (USDP)	United States
2	57	Taylor Doherty	Defense	Kingston (OHL)	Canada
5	147	Philip Varone	Center	London (OHL)	Canada
7 (from DAL)	189	Marek Viedensky	Center	Prince George (WHL)	Slovakia
7	207	Dominik Bielke	Defense	Eisbahren Berlin (DEL)	Germany

DRAFT HISTORY



JUNE 20-21, 2008		OTTAWA, ONTARIO — SCOTIABANK PLACE			
ROUND	OVERALL	NAME	POSITION	2007-08 CLUB (LEAGUE)	COUNTRY OF BIRTH
3 (from TBL)	62	Justin Daniels	Center	Kent School (HS)	United States
4 (from TBL)	92	Samuel Groulx	Defense	Montreal (QMJHL)	Canada
4 (from NSH)	106	Harri Sateri	Goaltender	Tampere (FNL)	Finland
5 (from MTL)	146	Julien Demers	Defense	Ottawa (OHL)	Canada
6	177	Tommy Wingels	Center	Miami U. (CCHA)	United States
7 (from NYI)	186	Jason Demers	Defense	Victoriaville (QMJHL)	Canada
7 (from BUF)	194	Drew Daniels	Right Wing	Kent School (HS)	United States

JUNE 22-23 2007		COLUMBUS, OHIO — NATIONWIDE ARENA			
ROUND	OVERALL	NAME	POSITION	2006-07 CLUB (LEAGUE)	COUNTRY OF BIRTH
1 (from STL)	9	Logan Couture	Center	Ottawa (OHL)	Canada
1 (from WSH)	28	Nick Petrecki	Defense	Omaha (USHL)	United States
3	83	Timo Pielmeier	Goaltender	Koln-Jr. (DEL Jr.)	Germany
3 (from COL)	91	Tyson Sexsmith	Goaltender	Vancouver (WHL)	Canada
6 (from COL)	165	Patrik Zackrisson	Left Wing	Rogle (SWE-1)	Sweden
6	173	Nick Bonino	Center	Avon Old Farms (HS)	United States
7 (from PIT)	201	Justin Braun	Defense	U-Mass Amherst (HE)	United States
7	203	Frazer McLaren	Left Wing	Portland (WHL)	Canada

JUNE 24, 2006		VANCOUVER, BRITISH COLUMBIA — GENERAL MOTORS PLACE			
ROUND	OVERALL	NAME	POSITION	2005-06 CLUB (LEAGUE)	COUNTRY OF BIRTH
1 (from MTL)	16	Ty Wishart	Defense	Prince George (WHL)	Canada
2 (from CBJ)	36	Jamie McGinn	Left Wing	Ottawa (OHL)	Canada
4 (from NYI)	98	James DeLory	Defense	Oshawa (OHL)	Canada
5	143	Ashton Rome	Right Wing	Kamloops/Red Deer (WHL)	Canada
7	202	John McCarthy	Left Wing	Boston University	United States
7 (from TB)	203	Jay Barriball	Left Wing	Sioux Falls (USHL)	United States

JUNE 30, 2005		OTTAWA, ONTARIO — SHERATON HOTEL AND TOWERS			
ROUND	OVERALL	NAME	POSITION	2004-05 CLUB (LEAGUE)	COUNTRY OF BIRTH
1 (from ATL)	8	Devin Setoguchi	Right Wing	Saskatoon (WHL)	Canada
2 (from CGY)	35	Marc-Edouard Vlasic	Defense	Quebec (OMJHL)	Canada
4	112	Alex Stalock	Goaltender	Cedar Rapids (USHL)	United States
5	140	Taylor Dakers	Goaltender	Kootenay (WHL)	Canada
5	149	Derek Joslin	Defense	Ottawa (OHL)	Canada
5 (from TB)	162	Paul (P.J.) Fenton	Forward	U-Mass Amherst (HE)	United States
6	183	William Colbert	Defense	Ottawa (OHL)	Canada
6 (from ANA)	193	Tony Lucia	Left Wing	Wayzata (USHSW)	United States



DRAFT HISTORY

JUNE 26-27, 2004		RALEIGH, N.C. — RBC CENTER			
ROUND	OVERALL	NAME	POSITION	2003-04 CLUB (LEAGUE)	COUNTRY OF BIRTH
1 (from DAL)	22	Lukas Kaspar	Right Wing	Litvinov (Czech)	Czech Republic
3 (from BOS)	94	Thomas Greiss	Goaltender	Kolner Haie (Germany)	Germany
4 (from BOS)	126	Torrey Mitchell	Center	Hotchkiss Prep. (USHSE)	Canada
4 (from BOS)	129	Jason Churchill	Goaltender	Halifax (QMJHL)	Canada
5 (from DAL)	153	Steven Zalewski	Center	Northwood Prep (USHSE)	United States
7 (from FLA)	201	Michael Vernace	Defenseman	Brampton (OHL)	Canada
7	225	David MacDonald	Defenseman	New England (EJHL)	United States
8 (from FLA)	234	Derek MacIntyre	Goaltender	Soo (NAHL)	United States
9 (from BOS)	288	Brian Mahoney-Wilson	Goaltender	Catholic Memorial (USHSE)	United States
9	289	Christian Jensen	Defenseman	New Jersey Jr. (Indep. Jr.)	United States

JUNE 21-22, 2003		NASHVILLE, TENN. — GAYLORD ENTERTAINMENT CENTER			
ROUND	OVERALL	NAME	POSITION	2002-03 CLUB (LEAGUE)	COUNTRY OF BIRTH
1	6	Milan Michalek	Right Wing	Budejovice (Czech)	Czech Republic
1 (from BOS)	16	Steve Bernier	Right Wing	Moncton (QMJHL)	Canada
2 (from NYR)	43	Joshua Hennessy	Center	Quebec (QMJHL)	Canada
2 (from CGY)	47	Matthew Carle	Defenseman	River City (USHL)	United States
5 (from PIT)	139	Patrick Ehelechner	Goaltender	Hannover (Germany)	Germany
7 (from FLA)	201	Jonathan Tremblay	Right Wing	Acadie-Bathurst (QMJHL)	Canada
7 (from PHI)	205	Joe Pavelski	Center	Waterloo (USHL)	United States
7	216	Kai Hospelt	Center	Kolner Haie (Germany)	German
8	236	Alexander Hult	Center	HV 71 Jonkoping (Sweden)	Sweden
9	267	Brian O'Hanley	Defenseman	BC High School (USHSE)	United States
9 (from CHI)	276	Carter Lee	Right Wing	Canterbury (USHSE)	United States

JUNE 22-23, 2002		TORONTO, ONTARIO — AIR CANADA CENTRE			
ROUND	OVERALL	NAME	POSITION	2001-02 CLUB (LEAGUE)	COUNTRY OF BIRTH
1	27	Mike Morris	Right Wing	St. Sebastian's (USHS)	United States
2 (from TB)	52	Dan Spang	Defense	Winchester (USHS)	United States
3 (from CHI)	86	Jonas Fiedler	Right Wing	Plymouth (OHL)	Czech Republic
5	139	Kris Newbury	Center	Sarnia (OHL)	Canada
5	163	Tom Walsh	Defense	Deerfield Academy (USHS)	United States
7 (from ATL)	217	Tim Conboy	Defense	Topeka (USHL)	United States
9	288	Michael Hutchins	Defense	Des Moines (USHL)	United States

JUNE 23-24, 2001		SUNRISE, FLA. — NATIONAL CAR RENTAL CENTER			
ROUND	OVERALL	NAME	POSITION	2000-01 CLUB (LEAGUE)	COUNTRY OF BIRTH
1	20	Marcel Goc	Center	Schwennigen (German)	Germany
4 (from CHI)	106	Christian Ehrhoff	Defense	Krefeld (German)	Germany
4 (from NYR)	107	Dimitri Patzold	Goaltender	Erding (German)	Kazakhstan
5 (from BUF)	140	Tomas Pihlaj	Center	Liberec Jr. (Czech Jr.)	Czech Republic
6 (comp. Norton)	175	Ryane Clowe	Right Wing	Rimouski (QMJHL)	Canada
6 (from VAN)	182	Tom Cavanagh	Left Wing	Phillips-Exeter HS	United States

JUNE 24-25, 2000		CALGARY, ALBERTA — THE SADDLEDOME			
ROUND	OVERALL	NAME	POSITION	1999-00 CLUB (LEAGUE)	COUNTRY OF BIRTH
2 (from CHI)	41	Tero Määtä	Defense	Jokerit Jr. (Finland)	Finland
4 (from NYR)	104	Jon DiSalvatore	Right Wing	Providence College (HE)	United States
5 (from CHI)	142	Michal Pinc	Left Wing	Rouyn Noranda (QMJHL)	Czech Republic
5 (from DET)	166	Nolan Schaefer	Goaltender	Providence College (Hockey East)	Canada
6	183	Michal Macho	Center	Martin (Slovakia Jr.)	Slovakia
8	246	Chad Wiseman	Left Wing	Mississauga (OHL)	Canada
8 (from WSH)	256	Pasi Saarinen	Defense	Ilves (Finland)	Finland

DRAFT HISTORY



JUNE 26, 1999		BOSTON, MASS. — THE FLEET CENTER			
ROUND	OVERALL	NAME	POSITION	1998-99 CLUB (LEAGUE)	COUNTRY OF BIRTH
1	14	Jeff Jillson	Defense	Univ. of Michigan (CCHA)	United States
3	82	Marc Concannon	Left Wing	Winchedon High School	United States
4	111	Willie Levesque	Right Wing	Northeastern University (HE)	United States
5 (from NJ)	155	Niko Dimitrakos	Right Wing	University of Maine (HE)	United States
8	229	Eric Betournay	Center	Acadie-Bathurst (QMJHL)	Canada
8 (from OTT)	241	Doug Murray	Defense	Applecore (EJHL)	Sweden
9	257	Hannes Hyvonen	Right Wing	Espoo (Finland)	Finland

JUNE 27, 1998		BUFFALO, N.Y. — MARINE MIDLAND ARENA			
ROUND	OVERALL	NAME	POSITION	1997-98 CLUB (LEAGUE)	COUNTRY OF BIRTH
1 (from NSH)	3	Brad Stuart	Defense	Regina (WHL)	Canada
2 (from NSH)	29	Jonathan Cheechoo	Right Wing	Belleville (OHL)	Canada
3 (comp. Belfour)	65	Eric LaPlante	Left Wing	Halifax (QMJHL)	Canada
4	98	Rob Davison	Defense	North Bay (OHL)	Canada
4 (from BUF)	104	Miroslav Zalesak	Right Wing	HC Nitra (Slovakia)	Slovakia
5	127	Brandon Coalter	Left Wing	Oshawa (OHL)	Canada
5 (from DAL)	145	Mikael Samuelsson	Right Wing	Sodertalje (Sweden)	Sweden
7	185	Robert Mulick	Defense	Sault Ste. Marie (OHL)	Canada
8	212	Jim Fahey	Defense	Catholic Memorial (USHSE)	United States

JUNE 21, 1997		PITTSBURGH, PA. — PITTSBURGH CIVIC ARENA			
ROUND	OVERALL	NAME	POSITION	1996-97 CLUB (LEAGUE)	COUNTRY OF BIRTH
1	2	Patrick Marleau	Center	Seattle (WHL)	Canada
1 (from CAR)	23	Scott Hannan	Defense	Kelowna (WHL)	Canada
4 (from SJ-NYR)	82	Adam Colagiaco	Right Wing	London/Oshawa (OHL)	Canada
5 (from BOS)	107	Adam Nittel	Right Wing	Erie (OHL)	Canada
7	163	Joe Dusbabek	Right Wing	Notre Dame (CCHA)	United States
8	192	Cam Severson	Left Wing	Lethbridge/Prince Albert (WHL)	Canada
9	219	Mark Smith	Center	Lethbridge	Canada



DRAFT HISTORY

JUNE 22, 1996		ST. LOUIS, MO. — KIEL CENTER			
ROUND	OVERALL	NAME	POSITION	1995-96 CLUB (LEAGUE)	COUNTRY OF BIRTH
1	2	Andrei Zyuzin	Defense	Salavat Yulayev (Russia)	Russia
1 (from CHI)	21	Marco Sturm	Center/LW	Landshut (Germany)	Germany
3	55	Terry Friesen	Goaltender	Swift Current (WHL)	Canada
4	102	Matt Bradley	Right Wing	Kingston (OHL)	Canada
6	137	Michel Larocque	Goaltender	Boston University (HE)	Canada
7	164	Jake Deadmarsh	Defense	Kamloops (WHL)	Canada
8	191	Cory Cyrenne	Center	Brandon (WHL)	Canada
9	217	David Thibault	Left Wing	Drummondville (QMJHL)	Canada

JULY 8, 1995		EDMONTON, ALBERTA — EDMONTON COLISEUM			
ROUND	OVERALL	NAME	POSITION	1994-95 CLUB (LEAGUE)	COUNTRY OF BIRTH
1	12	Teemu Riihijarvi	Right Wing	Kiekko-Espoo Jrs. (Finland)	Finland
2	38	Peter Roed	Center	White Bear Lake (HS)	United States
3	64	Marko Makinen	Right Wing	TPS Jrs. (Finland)	Finland
4	90	Vesa Toskala	Goaltender	Ilves Jrs. (Finland)	Finland
5	116	Miikka Kiprusoff	Goaltender	TPS Jrs. (Finland)	Finland
5 (from DET)	130	Michal Bros	Center	Olomouc Jrs. (Czech)	Czech Republic
6 (from FLA)	140	Timo Hakanen	Center	Assat Jrs. (Finland)	Finland
6	142	Jaroslav Kudrna	Left Wing	Penticton (BCJHL)	Czech Republic
7 (from DAL)	167	Brad Mehalko	Right Wing	Lethbridge (WHL)	Canada
7	168	Robert Jindrich	Defense	Plezn (Czech)	Czech Republic
8	194	Ryan Kraft	Center	Minnesota (WCHA)	United States
9	220	Mikko Markkanen	Right Wing	TPS Jrs. (Finland)	Finland

JUNE 28-29, 1994		HARTFORD, CONN. — HARTFORD CIVIC CENTER			
ROUND	OVERALL	NAME	POSITION	1993-94 CLUB (LEAGUE)	COUNTRY OF BIRTH
1	11	Jeff Friesen	Left Wing	Regina (WHL)	Canada
2	37	Angel Nikolov	Defense	Litvinov (Czech)	Czech Republic
3	66	Alexei Yegorov	Center	SKA St. Petersburg (CIS)	Russia
4	89	Vaclav Varada	Left Wing	Vitkovice (Czech)	Czech Republic
5	115	Brian Swanson	Center	Omaha (USHL)	United States
6	141	Alexander Korolyuk	Center	Soviet Wings (CIS)	Russia
7	167	Sergei Gorbachev	Right Wing	Dynamo Moscow (CIS)	Russia
8	193	Eric Landry	Right Wing	Guelph (OHL)	Canada
9	219	Evgeni Nabokov	Goaltender	Torpedo UST Kamenogorsk (CIS)	Kazakhstan
10	240	Tomas Pisa	Left Wing	Pardubice Jrs. (Czech)	Czech Republic
10	245	Aniket Dhadphale	Left Wing	Marquette Electricians (AAA)	United States
11	271	David Beauregard	Left Wing	St. Hyacinthe (QMJHL)	Canada

JUNE 26, 1993		QUEBEC CITY, QUEBEC — LE COLISÉE			
ROUND	OVERALL	NAME	POSITION	1992-93 CLUB (LEAGUE)	COUNTRY OF BIRTH
1	6	Viktor Kozlov	Left Wing	Dynamo Moscow (CIS)	Russia
2	28	Shean Donovan	Right Wing	Ottawa (OHL)	Canada
2 (from HFD)	45	Vlastimil Kroupa	Defense	Litvinov (Czech)	Czech Republic
3	58	Ville Peltonen	Left Wing	IFK Helsinki (Finland)	Finland
4	80	Alexander Osadchy	Defense	CSKA Moscow (CIS)	Ukraine
5	106	Andrei Buschan	Defense	Sokol Kiev (CIS)	Ukraine
6	132	Petri Varis	Center	Ässät Pori (Finland)	Finland
6	154	Fredrik Oduya	Defense	Ottawa (OHL)	Sweden
7	158	Anatoli Filatov	Right Wing	Torpedo UST-Kamenogorsk (CIS)	Kazakhstan
8	184	Todd Holt	Right Wing	Swift Current (WHL)	Canada
9	210	Jonas Forsberg	Goaltender	Djurgarden Jrs. (Sweden)	Sweden
10	236	Jeff Salajko	Goaltender	Ottawa (OHL)	Canada
11	262	Jamie Matthews	Center	Sudbury (OHL)	Canada

DRAFT HISTORY

JUNE 20, 1992		MONTREAL, QUEBEC — MONTREAL FORUM			
ROUND	OVERALL	NAME	POSITION	1991-92 CLUB (LEAGUE)	COUNTRY OF BIRTH
1	3	Mike Rathje	Defense	Medicine Hat (WHL)	Canada
1 (from MIN)	10	Andrei Nazarov	Left Wing	Dynamo Moscow (CIS)	Russia
3	51	Alexander Cherbayev	Left Wing	Khimik Voskresensk (CIS)	Russia
4	75	Jan Caloun	Right Wing	Litvinov (Czech)	Czech Republic
5	99	Marcus Ragnarsson	Defense	Djurgarden (Sweden)	Sweden
6	123	Michal Sykora	Defense	Tacoma (WHL)	Czech Republic
7	147	Eric Bellerose	Right Wing	Trois-Riviers (QMJHL)	Canada
8	171	Ryan Smith	Defense	Brandon (WHL)	Canada
9	195	Chris Burns	Goaltender	Thunder Bay (USHL)	Canada
10	219	Alexandr Kholomeyev	Left Wing	Izhorets (CIS)	Russia
11	243	Victor Ignatjev	Defense	Riga Hockey Club (CIS)	Latvia

JUNE 22, 1991		BUFFALO, N.Y. — MEMORIAL AUDITORIUM			
ROUND	OVERALL	NAME	POSITION	1990-91 CLUB (LEAGUE)	COUNTRY OF BIRTH
1	2	Pat Falloon	Right Wing	Spokane (WHL)	Canada
2	23	Ray Whitney	Center	Spokane (WHL)	Canada
2 (from MIN)	30	Sandis Ozolinsh	Defense	Dynamo Riga (Soviet Elite)	Latvia
3	45	Dody Wood	Center	Seattle (WHL)	Canada
4	67	Kerry Toporowski	Defense	Spokane (WHL)	Canada
5	89	Dan Ryder	Goaltender	Sudbury (OHL)	Canada
6	111	Fredrick Nilsson	Center	Vasteras (Sweden)	Sweden
7	133	Jaroslav Otevrel	Left Wing	Zlin (Czech)	Czech Republic
8	155	Dean Grillo	Right Wing	Warroad, Minn. (H.S.)	United States
9	177	Corwin Saurdiff	Goaltender	Waterloo (USHL)	United States
10	199	Dale Craigwell	Center	Oshawa (OHL)	Canada
11	221	Aaron Kriss	Defense	Cranbrook, Mich. (H.S.)	United States
12	243	Mikhail Kravets	Right Wing	SKA Leningrad (Soviet Elite)	Russia

OTHER DRAFTS

SUPPLEMENTAL DRAFTS

JUNE 25, 1993		NAME	POSITION	1992-93 CLUB (LEAGUE)
		Dean Sylvester	Right Wing	Kent State University (CCHA)

JUNE 19, 1992		NAME	POSITION	1991-92 CLUB (LEAGUE)
		Brian Konowalchuk	Center	U. of Denver (WCHA)

JUNE 21, 1991		NAME	POSITION	1990-91 CLUB (LEAGUE)
		Jeff McLean	Center	North Dakota (WCHA)
		Mark Beaufait	Center	N. Michigan (WCHA)

WAIVER DRAFTS

SEPTEMBER 30, 1996		ROUND	NAME	POSITION	CLAIMED FROM
		1	Rob DiMaio	Center/Right Wing	Philadelphia

OCTOBER 4, 1992		ROUND	NAME	POSITION	CLAIMED FROM
		1	Yvon Corriveau	Left Wing	Hartford
		2	Igor Larionov	Center	Vancouver

PLAYERS LOST IN WAIVER DRAFTS

NAME	POSITION	CLAIMED BY	DATE
Rob Gaudreau	RW	Ottawa	Jan. 18, 1995



OTHER DRAFTS

DISPERSAL DRAFT — MAY 30, 1991

NAME	POSITION	1990-91 CLUB (LEAGUE)
Shane Churla	Right Wing	Minnesota (NHL)
Brian Hayward	Goaltender	Minnesota (NHL)
Neil Wilkinson	Defense	Minnesota (NHL)
Rob Zettler	Defense	Minnesota (NHL)
Ed Courtenay	Right Wing	Kalamazoo (IHL)
Kevin Evans	Left Wing	Kalamazoo (IHL)
Link Gaetz	Defense	Kalamazoo (IHL)
Dan Kecmer	Defense	Kalamazoo (IHL)
Dean Kolstad	Defense	Kalamazoo (IHL)
Peter Lappin	Right Wing	Kalamazoo (IHL)
Pat MacLeod	Defense	Kalamazoo (IHL)
Mike McHugh	Left Wing	Kalamazoo (IHL)
Jarmo Myllys	Goaltender	Kalamazoo (IHL)
J.F. Quintin	Left Wing	Kalamazoo (IHL)
Scott Cashman	Goaltender	Boston University (Hockey East)
Murray Garbutt	Center	Spokane (WHL)
Rob Gaudreau	Right Wing	Providence College (Hockey East)
Arturs Irbe	Goaltender	Dynamo Riga (Soviet Elite)
Shaun Kane	Defense	Providence College (Hockey East)
Larry Olimb	Center	U. of Minnesota (WCHA)
Tom Pederson	Defense	U. of Minnesota (WCHA)
Bryan Schoen	Goaltender	U. of Denver (WCHA)
John Weisbrod	Center	Harvard (ECAC)
Doug Zmolek	Defense	U. of Minnesota (WCHA)

San Jose also obtained Minnesota's second round selection (30th overall) in 1991 Entry Draft and Minnesota's first round selection (10th overall) in 1992 Entry Draft.

EXPANSION DRAFT — MAY 30, 1991

NAME	POSITION	SELECTED FROM
Jeff Hackett	Goaltender	N.Y. Islanders
Jayson More	Defenseman	Montreal
Rick Lessard	Defenseman	Calgary
Bob McGill	Defenseman	Chicago
Tim Kerr	Right Wing	Philadelphia
Jeff Madill	Right Wing	New Jersey
David Bruce	Left Wing	St. Louis
Greg Paslawski	Right Wing	Buffalo
Bengt Gustafsson	Center	Detroit
Craig Cox	Left Wing	Vancouver

SEASON IN REVIEW





2012-13 FINAL STANDINGS

EASTERN CONFERENCE

NORTHEAST DIVISION	GP	W	L	OT	GF	GA	PTS
MONTREAL (2)	48	29	14	5	149	126	63
BOSTON (4)	48	28	14	6	131	109	62
TORONTO (5)	48	26	17	5	145	133	57
OTTAWA (7)	48	25	17	6	116	104	56
BUFFALO (12)	48	21	21	6	125	143	48
ATLANTIC DIVISION	GP	W	L	OT	GF	GA	PTS
PITTSBURGH (1)	48	36	12	0	165	119	72
NY RANGERS (6)	48	26	18	4	130	112	56
NY ISLANDERS (8)	48	24	17	7	139	139	55
PHILADELPHIA(10)	48	23	22	3	133	141	49
NEW JERSEY (11)	48	19	19	10	112	129	48
SOUTHEAST DIVISION	GP	W	L	OT	GF	GA	PTS
WASHINGTON (3)	48	27	18	3	149	130	57
WINNIPEG (9)	48	24	21	3	128	144	51
CAROLINA (13)	48	19	25	4	128	160	42
TAMPA BAY (14)	48	18	26	4	148	150	40
FLORIDA (15)	48	15	27	6	112	171	36



2012-13 FINAL STANDINGS

WESTERN CONFERENCE

CENTRAL DIVISION	GP	W	L	OT	GF	GA	PTS
CHICAGO (1)	48	36	7	5	155	102	77
ST. LOUIS (4)	48	29	17	2	129	115	60
DETROIT (7)	48	24	16	8	124	115	56
COLUMBUS (9)	48	24	17	7	120	119	55
NASHVILLE (14)	48	16	23	9	111	139	41
PACIFIC DIVISION	GP	W	L	OT	GF	GA	PTS
ANAHEIM (2)	48	30	12	6	140	118	66
LOS ANGELES (5)	48	27	16	5	133	118	59
SAN JOSE (6)	48	25	16	7	124	116	57
PHOENIX (10)	48	21	18	9	125	131	51
DALLAS (11)	48	22	22	4	130	142	48
NORTHWEST DIVISION	GP	W	L	OT	GF	GA	PTS
VANCOUVER (3)	48	26	15	7	127	121	59
MINNESOTA (8)	48	26	19	3	122	127	55
EDMONTON (12)	48	19	22	7	125	134	45
CALGARY (13)	48	19	25	4	128	160	42
COLORADO (15)	48	16	25	7	116	152	39





2012-13 FINAL STANDINGS

BY CONFERENCE

EASTERN CONFERENCE	GP	W	L	OT	GF	GA	PTS
PITTSBURGH	48	36	12	0	165	119	72
MONTREAL	48	29	14	5	149	126	63
WASHINGTON	48	27	18	3	149	130	57
BOSTON	48	28	14	6	131	109	62
TORONTO	48	26	17	5	145	133	57
NY RANGERS	48	26	18	4	130	112	56
OTTAWA	48	25	17	6	116	104	56
NY ISLANDERS	48	24	17	7	139	139	55
WINNIPEG	48	24	21	3	128	144	51
PHILADELPHIA	48	23	22	3	133	141	49
NEW JERSEY	48	19	19	10	112	129	48
BUFFALO	48	21	21	6	125	143	48
CAROLINA	48	19	25	4	128	160	42
TAMPA BAY	48	18	26	4	148	150	40
FLORIDA	48	15	27	6	112	171	36

WESTERN CONFERENCE	GP	W	L	OT	GF	GA	PTS
CHICAGO	48	36	7	5	155	102	77
ANAHEIM	48	30	12	6	140	118	66
VANCOUVER	48	26	15	7	127	121	59
ST. LOUIS	48	29	17	2	129	115	60
LOS ANGELES	48	27	16	5	133	118	59
<i>SAN JOSE</i>	<i>48</i>	<i>25</i>	<i>16</i>	<i>7</i>	<i>124</i>	<i>116</i>	<i>57</i>
DETROIT	48	24	16	8	124	115	56
MINNESOTA	48	26	19	3	122	127	55
COLUMBUS	48	24	17	7	120	119	55
PHOENIX	48	21	18	9	125	131	51
DALLAS	48	22	22	4	130	142	48
EDMONTON	48	19	22	7	125	134	45
CALGARY	48	19	25	4	128	160	42
NASHVILLE	48	16	23	9	111	139	41
COLORADO	48	16	25	7	116	152	39

BOLD indicates playoff team

2012-13 SAN JOSE SHARKS SCORING

POS	NO.	PLAYER	GP	MIN	G	A	P	+/-	PIM	PP	SH	GWG	S	S%	
C	19	JOE THORNTON	48	18:22	7	33	40	6	26	2	0	1	85	8.2	
C	39	LOGAN COUTURE	48	18:05	21	16	37	7	4	7	0	5	151	13.9	
C	12	PATRICK MARLEAU	48	19:06	17	14	31	-2	24	6	1	3	150	11.3	
C	8	JOE PAVELSKI	48	18:54	16	15	31	2	10	5	0	5	130	12.3	
R	88	BRENT BURNS	30	16:16	9	11	20	0	20	2	0	0	81	11.1	
D	22	DAN BOYLE	46	22:47	7	13	20	3	27	5	0	0	97	7.2	
R	9	MARTIN HAVLAT	40	15:50	8	10	18	7	30	1	0	1	89	9.0	
L	13	RAFFI TORRES	PHX	28	12:59	5	7	12	-1	13	0	0	0	40	12.5
		S.J	11	13:57	2	4	6	1	4	1	0	0	20	10.0	
		TOTAL	39	13:16	7	11	18	0	17	1	0	0	60	11.7	
C	23	SCOTT GOMEZ	39	13:32	2	13	15	-10	22	0	0	0	58	3.4	
L	21	TJ GALIARDI	36	13:52	5	9	14	1	14	1	0	0	68	7.4	
C	57	TOMMY WINGELS	42	14:14	5	8	13	-9	26	0	1	0	69	7.2	
D	52	*MATT IRWIN	38	19:06	6	6	12	-1	10	4	0	0	79	7.6	
L	29	RYANE CLOWE	28	16:27	0	11	11	-4	79	0	0	0	65	0	
D	44	MARC-EDOUARD VLASIC	48	20:49	3	4	7	5	29	0	0	0	59	5.1	
D	61	JUSTIN BRAUN	41	18:48	0	7	7	-5	6	0	0	0	48	0	
D	7	BRAD STUART	48	20:27	0	6	6	4	25	0	0	0	39	0	
C	15	JAMES SHEPPARD	32	11:44	1	3	4	-9	12	0	0	1	40	2.5	
C	10	ANDREW DESJARDINS	42	10:07	2	1	3	-6	61	0	0	0	51	3.9	
D	5	JASON DEMERS	22	18:37	1	2	3	-4	10	0	0	0	27	3.7	
R	37	ADAM BURISH	46	10:34	1	2	3	-7	25	0	1	0	39	2.6	
D	3	DOUGLAS MURRAY	29	17:08	0	3	3	-8	26	0	0	0	13	0	
L	46	TIM KENNEDY	13	13:35	2	0	2	-3	2	0	0	1	24	8.3	
C	26	MICHAL HANDZUS	28	13:32	1	1	2	-9	12	0	0	0	31	3.2	
D	80	*MATT TENNYSON	4	15:42	0	2	2	2	2	0	0	0	8	0	
D	27	SCOTT HANNAN	NSH	29	19:29	0	1	1	-11	20	0	0	20	0	
		S.J	4	18:16	0	0	0	-3	2	0	0	0	5	0	
		TOTAL	33	19:20	0	1	1	-14	22	0	0	0	25	0	
G	31	ANTTI NIEMI	43	60:01	0	1	1	0	2	0	0	0	0	-	
C	38	BRACKEN KEARNS	1	12:04	0	0	0	0	0	0	0	0	0	-	
L	38	FRAZER MCLAREN	1	6:54	0	0	0	0	0	0	0	0	0	-	
D	54	*NICK PETRECKI	1	11:58	0	0	0	0	0	0	0	0	0	-	
R	42	*MATT PELECH	2	9:03	0	0	0	0	7	0	0	0	0	-	
G	32	*ALEX STALOCK	2	20:54	0	0	0	0	0	0	0	0	0	-	
G	1	THOMAS GREISS	6	51:22	0	0	0	0	0	0	0	0	0	-	

NO.	GOALIE	GP	MIN	GAA	W	L	OT	SO	GA	SA	SV%	G	A	PIM
31	ANTTI NIEMI	43	2581	2.16	24	12	6	4	93	1220	.924	0	1	2
1	THOMAS GREISS	6	308	2.53	1	4	0	1	13	153	.915	0	0	0
32	*ALEX STALOCK	2	42	2.86	0	0	1	0	2	13	.846	0	0	0
TOTALS		48	2948	2.28	25	16	7	5	112	1390	.919	0	1	2

* — ROOKIE



2012-13 STATISTICAL BREAKDOWN

Overall record:	25-16-7	Leading after 2 periods:	15-1-2
Home record:	17-2-5	Trailing after 2 periods:	4-13-1
Road record:	8-14-2	Tied after 2 periods:	6-2-4
Last 5 games:	2-3-0	OT record this season:	8-7
Last 10 games:	5-5-0	Shootout record this season:	8-4
1-Goal games:	14-6-7	Outshooting opponent:	16-9-3
2-Goal games:	4-5	Outshot by opponent:	7-6-3
3-Goal games:	7-5	Even shots:	2-1-1
Scoring first:	20-3-2	vs. WESTERN CONFERENCE:	25-16-7
Opponent scoring first:	5-13-5	vs. Central:	4-7-4
Leading after 1 period:	14-2-1	vs. Pacific:	9-7-2
Trailing after 1 period:	4-9-1	vs. Northwest:	12-2-1
Tied after 1 period:	7-5-5		

MONTH BY MONTH RECORD

	W-L-OT	POINTS
January:	7-0-0	14
February:	2-6-4	8
March:	8-5-2	18
April:	8-5-1	17
Totals:	25-16-7	57

GOALS BY PERIOD

	1	2	3	OT	T	AVG
Sharks:	36	42	38	0	116	(2.42 avg. 24th NHL)
Opponents:	26	44	39	3	112	(2.33 avg. 6th NHL)

SHOTS BY PERIOD

	1	2	3	OT	T	AVG
Sharks:	484	502	503	37	1526	(31.8 avg. 4th NHL)
Opponents:	464	468	423	35	1390	(29.0 avg. 15th NHL)

POWER PLAY

	G/ATT	%
Overall:	34/169	20.1% (T-7th NHL)
Home:	21/82	25.6% (4th NHL)
Road:	13/87	14.9% (18th NHL)
4 SHORTHANDED GOALS ALLOWED (T-18th NHL)		

PENALTY KILLING

	G/ATT	%
Overall:	22/147	85.0% (7th NHL)
Home:	8/64	87.5% (8th NHL)
Road:	14/83	83.1% (9th NHL)
3 SHORTHANDED GOALS SCORED (T-10th NHL)		

PENALTIES

	GP	MIN	AVG.	RANK
Sharks	48	521	10.9	(T-11TH NHL)

SITUATIONAL GOALS FOR AND AGAINST

	FOR	AGAINST
5 on 5:	77	77
5 on 4:	28	3
5 on 3:	5	0
4 on 4:	1	6
4 on 3:	0	0
3 on 3:	0	0
3 on 4:	0	0
3 on 5:	0	3
4 on 5:	3	19
Empty Net:	2	4
Penalty Shots:	0	0
TOTAL:	116	112

SHARKS 2012-13 HOME/ROAD SCORING

PLAYER	HOME					ROAD					TOTAL				
	GP	G	A	P	+/-	GP	G	A	P	+/-	GP	G	A	P	+/-
Joe Thornton	24	5	18	23	8	24	2	15	17	-2	48	7	33	40	6
Logan Couture	24	12	12	24	6	24	9	4	13	1	48	21	16	37	7
Joe Pavelski	24	13	6	19	8	24	3	9	12	-6	48	16	15	31	2
Patrick Marleau	24	6	10	16	3	24	11	4	15	-5	48	17	14	31	-2
Brent Burns	13	5	5	10	5	17	4	6	10	-5	30	9	11	20	0
Dan Boyle	23	3	7	10	6	23	4	6	10	-3	46	7	13	20	3
Martin Havlat	22	6	6	12	5	18	2	4	6	2	40	8	10	18	7
Scott Gomez	23	1	8	9	-3	16	1	5	6	-7	39	2	13	15	-10
T.J. Galiardi	19	4	3	7	3	17	1	6	7	-2	36	5	9	14	1
Tommy Wingels	20	3	4	7	-3	22	2	4	6	-6	42	5	8	13	-9
Matt Irwin	20	3	4	7	3	18	3	2	5	-4	38	6	6	12	-1
Ryane Clowe*	15	0	9	9	2	13	0	2	2	-6	28	0	11	11	-4
Justin Braun	24	0	5	5	0	17	0	2	2	-5	41	0	7	7	-5
Marc-Edouard Vlasic	24	2	2	4	12	24	1	2	3	-7	48	3	4	7	5
Raffi Torres*	5	2	3	5	2	6	0	1	1	-1	11	2	4	6	1
Brad Stuart	24	0	2	2	4	24	0	4	4	0	48	0	6	6	4
James Sheppard	16	0	3	3	-3	16	1	0	1	-6	32	1	3	4	-9
Jason Demers	8	0	1	1	1	14	1	1	2	-5	22	1	2	3	-4
Douglas Murray*	12	0	1	1	-4	17	0	2	2	-4	29	0	3	3	-8
Andrew Desjardins	22	2	0	2	1	20	0	1	1	-7	42	2	1	3	-6
Adam Burish	22	0	2	2	-1	24	1	0	1	-6	46	1	2	3	-7
Matt Tennyson	3	0	2	2	1	1	0	0	0	1	4	0	2	2	2
Tim Kennedy	4	0	0	0	-2	9	2	0	2	-1	13	2	0	2	-3
Michal Handzus*	13	1	1	2	-2	15	0	0	0	-7	28	1	1	2	-9
Bracken Kearns	0	0	0	0	0	1	0	0	0	0	1	0	0	0	0
Frazer McLaren*	0	0	0	0	0	1	0	0	0	0	1	0	0	0	0
Nick Petrecki	1	0	0	0	0	0	0	0	0	0	1	0	0	0	0
Matt Pelech	0	0	0	0	0	2	0	0	0	0	2	0	0	0	0
Scott Hannan*	3	0	0	0	-2	1	0	0	0	-1	4	0	0	0	-3

* with SJ only

2012-13 SHARKS SPECIAL TEAMS SCORING

POWER PLAY	G	A	P	SHORTHANDED	G	A	P
Joe Thornton	2	19	21	Patrick Marleau	1	0	1
Patrick Marleau	6	8	14	Adam Burish	1	0	1
Dan Boyle	5	8	13	Tommy Wingels	1	0	1
Logan Couture	7	5	12	Dan Boyle	0	1	1
Joe Pavelski	5	6	11	Brad Stuart	0	1	1
Scott Gomez	0	8	8	Joe Pavelski	0	1	1
Matt Irwin	4	1	5	Logan Couture	0	1	1
Martin Havlat	1	3	4				
Brent Burns	2	1	3				
T.J. Galiardi	1	1	2				
Raffi Torres	1	0	1				
Justin Braun	0	1	1				
Tommy Wingels	0	1	1				



2012-13 GAME-BY-GAME RESULTS

NO	DATE	TEAM	DEC	SCORE	RECORD	SJ GOALS	PP	PK	SF-SA	GOALIE	ATT
1	1/20	@ Calgary	W	4-1	1-0-0	12, 9, 12, 22	2-6	2-3	29-32	31	19,289
2	1/22	@ Edmonton	W	6-3	2-0-0	22, 39, 12, 12, 39, 44	3-5	3-5	31-29	31	16,839
3	1/24	Phoenix	W	5-3	3-0-0	39, 12, 9, 12, 19^	2-7	4-6	35-35	31	17,562
4	1/26	Colorado	W	4-0	4-0-0	12, 12, 19, 52	3-6	2-2	43-24	1	17,562
5	1/27	Vancouver	W	4-1	5-0-0	19, 8, 12, 8	2-8	7-7	27-24	31	17,562
6	1/29	Anaheim	W SO	3-2	6-0-0	8, 39, 26!	0-2	4-4	18-30	31	17,562
7	1/31	Edmonton	W SO	3-2	7-0-0	39, 8, 26!	0-5	3-3	38-28	31	17,562
8	2/2	Nashville	L SO	1-2	7-0-1	9	1-5	5-5	27-24	31	17,562
9	2/4	@ Anaheim	L	1-2	7-1-1	39	0-6	6-6	26-32	1	14,324
10	2/5	Chicago	L	3-5	7-2-1	8, 57, 26	0-3	4-4	33-31	31	17,562
11	2/9	Phoenix	L SO	0-1	7-2-2	None	0-4	3-3	33-21	31	17,562
12	2/11	@ Columbus	L	2-6	7-3-2	12, 8	1-3	2-4	36-27	1	10,837
13	2/12	@ Nashville	L*	0-1	7-3-3	None	0-6	2-2	25-25	31	17,113
14	2/15	@ Chicago	L	1-4	7-4-3	46	0-4	4-5	28-37	31	21,824
15	2/19	@ St. Louis	W	2-1	8-4-3	19, 46	0-4	3-3	25-26	31	16,100
16	2/22	@ Chicago	L	1-2	8-5-3	12	0-4	2-2	27-34	31	21,670
17	2/23	@ Dallas	L	1-3	8-6-3	12	1-7	4-6	32-28	31	18,584
18	2/26	Colorado	W SO	3-2	9-6-3	39, 21, 12!	0-5	2-2	41-27	31	17,562
19	2/28	Detroit	L SO	1-2	9-6-4	39	0-1	2-2	26-34	31	17,562
20	3/2	Nashville	W	2-1	10-6-4	22, 8	2-4	1-1	39-19	31	17,562
21	3/5	@ Vancouver	W SO	3-2	11-6-4	23, 37*, 8!	0-3	5-5	30-38	31	18,910
22	3/6	@ Calgary	L	1-4	11-7-4	19	0-4	3-3	33-26	1	19,289
23	3/9	St. Louis	L*	3-4	11-7-5	39, 23, 52	1-2	3-4	25-35	31/32	17,562
24	3/10	@ Colorado	L*	2-3	11-7-6	12, 39	0-5	3-4	38-42	31	16,040
25	3/12	@ St. Louis	L	2-4	11-8-6	88, 22	1-3	3-3	41-21	31	16,583
26	3/14	Los Angeles	W	4-3	12-8-6	88, 52, 39, 39	2-3	2-3	26-37	31	17,562
27	3/16	@ Los Angeles	L	2-5	12-9-6	12, 52	1-2	1-1	22-24	31/32	18,118
28	3/18	@ Anaheim	L	3-5	12-10-6	5, 12, 52	0-3	1-1	35-28	31	14,441
29	3/20	@ Edmonton	W SO	4-3	13-10-6	39, 39, 57, 22!	1-2	4-5	34-27	31	16,839
30	3/23	@ Minnesota	L	0-2	13-11-6	None	0-4	3-4	33-24	31	19,358
31	3/25	@ Anaheim	W	5-3	14-11-6	88, 8, 9, 15, 22^	0-5	2-2	39-27	31	16,083
32	3/27	Anaheim	W	4-0	15-11-6	8, 12, 88, 57*	1-3	2-2	29-22	31	17,562
33	3/28	Detroit	W	2-0	16-11-6	8, 88	0-0	1-1	24-27	31	17,562
34	3/30	Phoenix	W SO	3-2	17-11-6	8, 44, 39!	1-2	1-1	34-29	31	17,562
35	4/1	Vancouver	W	3-2	18-11-6	10, 19, 39	1-3	0-0	35-25	31	17,562
36	4/3	Minnesota	W	4-2	19-11-6	9, 22, 19, 21	2-5	1-1	33-33	31	17,562
37	4/5	Calgary	W	2-1	20-11-6	22, 8	0-3	1-2	41-24	31	17,562
38	4/7	Dallas	L SO	4-5	20-11-7	57, 88, 21, 44	0-3	3-3	36-34	31	17,562
39	4/9	@ Columbus	L	0-4	20-12-7	None	0-1	2-2	30-30	31	17,771
40	4/11	@ Detroit	W SO	3-2	21-12-7	12*, 39, 12!	1-4	3-4	30-29	31	20,066
41	4/13	@ Dallas	L	1-2	21-13-7	88	1-2	4-5	32-19	31	18,007
42	4/15	@ Phoenix	W	4-0	22-13-7	39, 57, 8, 52	1-2	3-3	41-35	31	13,094
43	4/16	Los Angeles	W SO	3-2	23-13-7	88, 21, 13!	0-3	2-3	35-43	31	17,562
44	4/18	Minnesota	W	6-1	24-13-7	9, 39, 9, 13, 8, 39	1-1	0-0	29-28	31	17,562
45	4/21	Columbus	L	3-4	24-14-7	9, 10, 8	1-2	1-2	35-22	31	17,562
46	4/23	Dallas	W	3-2	25-14-7	13, 8, 39	1-2	2-3	37-26	31	17,562
47	4/24	@ Phoenix	L	1-2	25-15-7	88	0-2	3-4	34-32	1	12,588
48	4/27	@ Los Angeles	L	2-3	25-16-7	39, 21	0-0	1-1	25-27	31	18,443

KEY: W* = overtime win, L* = overtime loss, W SO = Shootout win, L SO = shootout loss, power play, shorthanded *, **game-winning**, penalty shot #, empty net ^, shootout determining goal!

GOALTENDERS: 1 — Greiss, 31 — Niemi

Goaltender receiving decision under multiple entries is in **BOLD**.

FRANCHISE RECORDS TIED OR SET IN 2012-13

(* — TIED FRANCHISE RECORD)

FRANCHISE RECORDS BY TEAM

FEWEST GOALS ALLOWED, GAME AT HOME — 0 (62 times, most recent — 3/28/13 vs. Detroit [2-0 W])
FEWEST GOALS ALLOWED, GAME ON ROAD — 0 (54 times, most recent — 4/15/13 at Phoenix [4-0 W])
FASTEST 6 GOALS FROM START OF GAME, FOR — 19:20, 1/24/13 at Edmonton (6-3 W), D. Boyle, L. Couture, P. Marleau, P. Marleau, L. Couture, M. Vlasic

MOST GOALS FOR, PERIOD ON ROAD — 6, 1/22/13 at Edmonton (6-3 W), 1st period

FEWEST POINTS AGAINST, GAME — 0 (116 times, most recent — 4/15/13 at Phoenix [4-0 W])
MOST SHOTS, OT ON ROAD — 8, 2 times, most recent — 3/5/13 at Vancouver (3-2 WSO)
MOST PPG FOR, PERIOD, ON ROAD — 3, 2 times, most recent — 1/22/13 at Edmonton (6-3 W), 1st period
MOST GOALS ALLOWED, PERIOD BY OPPONENT — 6, Devan Dubnyk, 1/22/13 at Edmonton (6-3 W), 1st period
MOST MINUTES, GAME — 65:00 (115 times, most recent — Antti Niemi, 4/7/13 vs. Dallas [5-4 LSO])
FEWEST GOALS ALLOWED, GAME — 0 (116 times, most recent — Antti Niemi, 4/15/13 vs. Phoenix [4-0 W])

MOST BLOCKED SHOTS, GAME — 30, 3/27/13 vs. Anaheim (4-0 W)
MOST CONSECUTIVE OVERTIME GAMES — 3 (7 times, most recent — 1/29/13 vs. Anaheim [3-2 W SO] through 2/2/13 vs. Nashville [2-1 L SO])
MOST PENALTIES, GAME — 8, 2 times, most recent — Ryane Clowe, 1/27/13 vs. Vancouver (4-1 W), 35 PIM

FEWEST GOALS BY BOTH TEAMS, GAME AT HOME — 0 (7 times, most recent — 2/9/13 vs. Phoenix [0-1 LSO])
FEWEST PENALTY MINUTES, GAME BY BOTH TEAMS, HOME — 2, 3/28/13 vs. Detroit (2-0 W); 2 SJ, 0 DET
FEWEST PENALTY MINUTES, GAME BY BOTH TEAMS, ROAD — 2, (2 times, most recent — 4/27/13 at Los Angeles [2-3 L]); 2 SJ, 0 LAK
FEWEST PENALTIES, GAME BY BOTH TEAMS, HOME — 1, 3/28/13 vs. Detroit (2-0 W); 1 SJ, 0 DET
FEWEST PENALTIES, GAME BY BOTH TEAMS, ROAD — 1, (2 times, most recent — 4/27/13 at Los Angeles [2-3 L]); 1 SJ, 0 LAK
MOST MINUTES, GAME BY OPPONENT — 65:00 (Numerous times, most recent — Jonathan Quick, 4/16/13 vs. Los Angeles [3-2 WSO])

SHARKS STATISTICAL LEADERS

Points: THORNTON (40), COUTURE (37), MARLEAU (31)
Goals: COUTURE (21), MARLEAU (17), PAVELSKI (16)
Assists: J. THORNTON (33), COUTURE (16), PAVELSKI (15)
PP Goals: COUTURE (7), MARLEAU (6), BOYLE (5)
SH Goals: MARLEAU, BURISH, WINGELS (1)
GW Goals: PAVELSKI (5), COUTURE (5), MARLEAU (3)
3+ Goals: NONE
PIM: DESJARDINS (61), HAVLAT (30), VLASIC (29)
Shots: COUTURE (151), MARLEAU (150), PAVELSKI (130)
+/-: COUTURE, HAVLAT (+7), THORNTON (+6)

NHL-RECOGNIZED MILESTONES/RECORDS

Patrick Marleau tied an NHL record and became the second player in the history of the NHL to open a season with four multi-goal games (Jan. 20-26), joining Cy Denny of the 1917-18 Ottawa Senators.

FRANCHISE RECORDS BY INDIVIDUALS

MOST PENALTIES, GAME — 8, 2 times, most recent — Ryane Clowe, 1/27/13 vs. Vancouver (4-1 W), 35 PIM
MOST MINUTES, GAME — 65:00 (115 times, most recent — Antti Niemi, 4/7/13 vs. Dallas [5-4 LSO])
FEWEST GOALS ALLOWED, GAME — 0 (116 times, most recent — Antti Niemi, 4/15/13 vs. Phoenix [4-0 W])

SHARKS GOALTENDING LEADERS

Games Played: NIEMI (43), GREISS (6), STALOCK (2)
Minutes: NIEMI (2580), GREISS (308), STALOCK (42)
Wins: NIEMI (24), GREISS (1)
Goals-against Avg.: NIEMI (2.16), GREISS (2.53), STALOCK (2.86)
Save Percentage: NIEMI (.924), GREISS (.915), STALOCK (.846)
Shutouts: NIEMI (4), GREISS (1)



2012-13 SHARKS HIGHS/LOWS

SEASON	GOALS	ALL-TIME
6, 2X MR, 4/18/13 vs. Minnesota (6-1 W)	Most, Game	10, 2X, MR, 3/30/01 vs. Columbus (10-2 W)
0, 4X MR, 4/9/13 at Columbus (0-4 L)	Fewest, Game	0, 106X MR, 4/10/13 at Columbus (0-4 L)
6, 2/11/13 at Columbus (2-6 L)	Most Allowed	13, 2/10/93 at Calgary (1-13 L)
0, 5X MR, 4/15/13 at Phoenix (4-0 W)	Fewest Allowed	0, 116X MR, 4/15/13 at Phoenix (4-0 W)
6, 1/22/13 at Edmonton (6-3 W), 1st	Most, Period	6, 3X MR, 1/22/13 at Edmonton (6-3 W), 1st
3, 5X MR, 3/18/13 at Anaheim (3-5 L), 2nd	Most Allowed, Period	8, 12/17/91 at Pittsburgh (2-10 L), 2nd
SEASON	SHOTS	ALL-TIME
43, 1/26/13 vs. Colorado (4-0 W)	Most, Game	57, 11/11/08 vs. Nashville (3-4 LOT)
18, 1/29/13 vs. Anaheim (3-2 WSO)	Fewest, Game	9, 11/4/98 vs. Dallas (4-0 W)
43, 4/16/13 vs. Los Angeles (3-2 WSO)	Most Faced, Game	59, 12/26/92 vs. Los Angeles (7-2 W)
19, 2X MR, 4/13/13 at Dallas (1-2 L)	Fewest Faced, Game	11, 10/28/08 vs. Pittsburgh (2-1 W)
24, 4/15/13 at Phoenix (4-0 W), 2nd	Most, Period	26, 10/4/99 vs. Chicago (7-1 W), 3rd
2, 1/24/13 vs. Phoenix (5-3 W), 2nd	Fewest, Period	0, 2X MR 2/26/98 vs. St. Louis (3-1 W), 3rd
18, 2X MR, 4/16/13 vs. Los Angeles (3-2 WSO), 2nd	Most Faced, Period	25, 3X MR, 3/5/96 at Colorado (5-3 W), 3rd
3, 3X MR, 3/16/13 at Los Angeles (2-5 L), 3rd	Fewest Faced, Period	0, 4X MR, 3/21/08 vs. Anaheim (2-1 W), 3rd
SEASON	SPECIAL TEAMS	ALL-TIME
3, 2X MR, 1/26/13 vs. Colorado (4-0 W)	Most PPG, Game	6, 1/7/07 vs. Detroit (9-4 W)
2, 4X MR, 2/23/13 at Dallas (1-3 L)	Most PPG Allowed, Game	5, 5X MR, 2/18/04 at Nashville (3-7 L)
1, 3X MR, 4/11/13 at Detroit (3-2 WSO)	Most SHG, Game	3, 10/18/96 at Anaheim (4-1 W)
1, 4X MR, 3/18/13 at Anaheim (3-5 L)	Most SHG Allowed, Game	3, 11/25/09 vs. Chicago (2-7L)
13, 1/27/13 vs. Vancouver (4-1 W), 51 PIM	Most Penalties For, Game	21, 1/26/93 at Los Angeles (1-7 L), 92 PIM
12, 2X MR, 1/27/13 vs. Vancouver (4-1 W), 33 PIM	Most Penalties by Opp., Game	22, 2/18/93 vs. Winnipeg (5-3 W), 82 PIM
1, 5X MR, 4/27/13 at Los Angeles (2-3 L), 2 PIM	Fewest Penalties For, Game	0, 7X MR, 3/28/12 at Anaheim (1-2 L)
0, 2X, MR 4/27/13 at Los Angeles (2-3 L), 0 PIM	Fewest Penalties by Opp., Game	0, 2X, MR 4/27/13 at Los Angeles (2-3 L), 0 PIM
51, 1/27/13 vs. Vancouver (4-1 W), 13 penalties	Most PIM, Game	102, 2/5/97 vs. Los Angeles (3-2 W), 17 Penalties
2, 3X MR, 4/27/13 at Los Angeles (2-3 L)	Fewest PIM, Game	0, 7 MR, 3/28/12 at Anaheim (1-2 L)
SEASON	RTSS STATS	ALL-TIME
41, 4/27/13 at Los Angeles (2-3 L)	Hits, Game	50, 12/4/06 at Dallas (0-1 L)
30, 3/27/13 vs. Anaheim (4-0 W)	Blocked Shots, Game	30, 3/27/13 vs. Anaheim (4-0 W)
19, 2/28/13 vs. Detroit (1-2 LSO)	Takeaways, Game	29, 10/22/01 at New York Rangers (5-1 W)
SEASON	OVERALL STREAKS	ALL-TIME
7, 2X MR, 3/25/13 at Anaheim (5-3 W) thru 4/5/13 vs. Calgary (7-0-0)	Longest Winning	11, 2/21/08 at Philadelphia thru 3/14/08 vs. St. Louis (11-0-0)

2012-13 SHARKS HIGHS/LOWS

SEASON	OVERALL STREAKS	ALL-TIME
7, 2X MR, 3/25/13 at Anaheim (5-3 W) thru 4/5/13 vs. Calgary (7-0-0)	Longest Unbeaten	11, 2/21/08 at Philadelphia thru 3/14/08 vs. St. Louis (11-0-0)
8, 2X, MR 3/25/13 at Anaheim (5-3 W) thru 4/7/13 vs. Dallas (7-0-1)	Most Games Recording a Point	20, 2/21/08 at Philadelphia thru 4/1/08 vs. LA (18-0-2)
2, 4X MR, 4/24/13 at Phoenix (1-2 L) thru 4/27 at Los Angeles (2-3 L) (0-2-0)	Longest Losing in Regulation	17 games, 1/4/93 thru 2/12/93 (ties NHL record)
7, 2/2/13 vs. Nashville (1-2 LSO) thru 2/15/13 at Chicago (0-4-3)	Longest Winless	20 games, 12/29/92-2/12/93, (0-19-1)
SEASON	SHARKS INDIVIDUAL	ALL-TIME
4, 2X MR, L. Couture (2-2=4), 4/18/13 vs. Minnesota (6-1 W)	Most Points, Game	6, O. Nolan (3-3=6) 10/4/99 vs. Chicago (7-1 W)
2, 10X MR, L. Couture (2-2=4), 4/18/13 vs. Minnesota (6-1 W)	Most Goals, Game	4, O. Nolan (4-1=5), 12/19/95 at Anaheim
3, 3X MR, J. Thornton (1-3=4) and J. Pavelski (0-3=3), 1/24/13 vs. Phoenix (5-3 W)	Most Assists, Game	4, 19X MR, J. Pavelski (0-4=4), 3/15/11 at Dallas (6-3 W)
41, Antti Niemi, 4/16/13 vs. Los Angeles (3-2 WSO)	Most Saves, Game	57, Jeff Hackett, 12/26/92 vs. Los Angeles (7-2 W)
8, M. Irwin, 3/10/13 at Colorado (2-3 LOT)	Most Shots, Game	12, P. Marleau, 3/31/11 vs. Dallas (6-0 W)
8, 3X MR, T. Kennedy, 4/27/13 at Los Angeles (2-3 L)	Most Hits, Game	10, D. Murray, 4/7/12 vs. Los Angeles (3-2 WOT)
6, 5X MR, L. Couture, 4/23/13 vs. Dallas (3-2 W)	Most Blocked Shots, Game	8, M-E Vlasic, 12/23/11 vs. Los Angeles (2-1 WSO)
4, J. Pavelski, 4/3/13 vs. Minnesota (4-2 W)	Most Takeaways, Game	7, J. Thornton, 11/3/11 vs. Pittsburgh (4-3 WSO)
35, R. Clowe, 1/27/13 vs. Phoenix (4-1 W), 8 penalties	Most PIM, Game	41, J. Shelley, 4/6/08 at Dallas (2-4 L), 7 penalties
SEASON	OPPONENTS INDIVIDUAL	ALL-TIME
3, 2X MR, M. Letestu (2-1=3), 4/21/13 vs. Columbus (3-4 L)	Most Points, Game	7, M. Lemieux (1-6=7), 12/5/92 vs. Pittsburgh (4-9 L)
3, V. Sobotka (3-0=3), 3/9/13 vs. St. Louis (3-4 LOT)	Most Goals, Game	5, M. Ricci, 2/17/94 vs. Quebec (2-8 L)
2, 23X MR, B. Richardson (0-2=2), 4/27/13 at Los Angeles (2-3 L)	Most Assists, Game	6, M. Lemieux, 12/5/92 vs. Pittsburgh (4-9 L)
39, 3X MR, M. Kiprusoff, 4/5/13 vs. Calgary (2-1 W)	Most Saves, Game	54, D. Ellis, 11/11/08 vs. Nashville (3-4 LOT)



SHARKS 2012-13 SEASON RECORD BOOK

HAT TRICKS

SHARKS (0)

GOALS	PLAYER	DATE	GAME	SCORE	GOALTENDER(S)
NONE					

OPPONENT (1)

GOALS	PLAYER	DATE	GAME	SCORE	GOALTENDER(S)
3	Vladimir Sobotka	Mar. 9, 2013	vs. St. Louis	3-4 L OT	Antti Niemi

SHUTOUTS

SHARKS (6)

DATE	OPPONENT	GOALTENDER	SCORE	SAVES
Apr. 15, 2013	at Phoenix	Antti Niemi	4-0 W	35
Mar. 28, 2013	vs. Detroit	Antti Niemi	2-0 W	27
Mar. 27, 2013	vs. Anaheim	Antti Niemi	4-0 W	22
Feb. 9, 2013	vs. Phoenix	Antti Niemi	0-1 SOL	21 (0/2 in shootout loss)
Jan. 26, 2013	vs. Colorado	Thomas Greiss	4-0 W	24

OPPONENTS (8)

DATE	OPPONENT	GOALTENDER	SCORE	SAVES
Apr. 9, 2013	at Columbus	Sergei Bobrovsky	0-4	30
Mar. 23, 2013	at Minnesota	Niklas Backstrom	0-2	33
Feb. 12, 2013	at Nashville	Pekka Rinne	0-1	25
Feb. 9, 2013	vs. Phoenix	Mike Smith	0-1	33 (2/2 in shootout win)

PENALTY SHOTS

SHARKS (2)

DATE	OPPONENT	PLAYER	GOALTENDER	RESULT	TIME	PERIOD	SCORE
March 23, 2013	at Minnesota	Andrew Desjardins	Niklas Backstrom	Unsuccessful	3:06	1st	0-2 L
March 16, 2013	at Los Angeles	Tommy Wingels	Jonathan Bernier	Unsuccessful	7:58	2nd	2-5 L

OPPONENTS (0)

DATE	OPPONENT	PLAYER	GOALTENDER	RESULT	TIME	PERIOD	SCORE
NONE							

EXTRA ATTACKER GOALS

SHARKS (0)

DATE	OPPONENT	GOAL SCORER	TIME	PERIOD	SCORE
NONE					

OPPONENTS (0)

DATE	OPPONENT	GOAL SCORER	TIME	PERIOD	SCORE
NONE					



SHARKS 2012-13 SEASON RECORD BOOK

OVERTIME VICTORIES (0)

DATE	OPPONENT	GWG	GOALTENDER	TIME	SCORE
NONE					

SHOOTOUT VICTORIES (8)

DATE	OPPONENT	SO WINNER	SJ CON/ATT.	OPP CON/ATT.	SCORE	GOALIE (SJ/OPP)
Apr. 16, 2013	vs. Los Angeles	Raffi Torres	1/3	1/3	3-2	Antti Niemi/Jonathan Quick
Apr. 11, 2013	at Detroit	Patrick Marleau	2/3	1/3	3-2	Antti Niemi/Jimmy Howard
Mar. 30, 2013	vs. Phoenix	Logan Couture	1/3	0/3	3-2	Antti Niemi/Jason Labarbera
Mar. 20, 2013	vs. Edmonton	Dan Boyle	2/3	1/3	4-3	Antti Niemi/Devan Dubnyk
Mar. 5, 2013	vs. Vancouver	Joe Pavelski	2/4	1/4	3-2	Antti Niemi/Cory Schneider
Feb. 26, 2013	vs. Colorado	Patrick Marleau	2/4	1/4	3-2	Antti Niemi/Semyon Varlamov
Jan. 31, 2013	vs. Edmonton	Michal Handzus	2/3	0/2	3-2	Antti Niemi/Devan Dubnyk
Jan. 29, 2013	vs. Anaheim	Michal Handzus	1/3	0/3	3-2	Antti Niemi/Jonas Hiller

OVERTIME LOSSES (3)

DATE	OPPONENT	GWG	GOALTENDER	TIME	SCORE
Mar. 10, 2013	at Colorado	Matt Duchene	Antti Niemi	4:59	2-3
Mar. 9, 2013	vs. St. Louis	Patrik Berglund	Alex Stalock	1:12	3-4
Feb. 12, 2013	at Nashville	Colin Wilson	Antti Niemi	2:08	0-1

SHOOTOUT LOSSES (4)

DATE	OPPONENT	SO WINNER	SJ CON/ATT.	OPP CON/ATT.	SCORE	GOALTENDER (SJ/OPP)
Apr. 7, 2013	vs. Dallas	Jamie Benn	0/3	1/2	4-5	Antti Niemi/Kari Lehtonen
Feb. 28, 2013	vs. Detroit	Damien Brunner	0/3	1/2	1-2	Antti Niemi/Jimmy Howard
Feb. 9, 2013	vs. Phoenix	Mikkel Boedker	0/2	2/2	0-1	Antti Niemi/Mike Smith
Feb. 2, 2013	vs. Nashville	Craig Smith	0/3	1/2	1-2	Antti Niemi/Pekka Rinne



MAJOR TRANSACTIONS SINCE 2012-13

(through Sept. 14, 2013)

9/11/13	Re-signed D Nick Petrecki
8/2/13	Re-signed F Bracken Kearns and F Marek Viedensky
7/30/13	Re-signed F Joe Pavelski
7/10/13	Re-signed F Matt Pelech and G Alex Stalock Signed D Rob Davison and D Adam Comrie
7/6/13	Acquired D Kyle Bigos from Edmonton in exchange for D Lee Moffie
7/5/13	Re-signed F Logan Couture Signed F Tyler Kennedy Re-signed D Scott Hannan
7/2/13	Acquired a fifth round selection in the 2015 NHL Draft from Calgary in exchange for F T.J. Galiardi Re-signed G Harri Sateri and G Troy Grosenick
6/30/13	Acquired F Tyler Kennedy from the Pittsburgh Penguins in exchange for a second round selection (50th overall) in the 2013 NHL Draft Acquired a first round selection (18th overall, Mirco Mueller) in the 2013 NHL Draft from Detroit in exchange for a first round selection (20th overall) and a second round selection (58th overall, previously acquired from Pittsburgh) in the 2013 NHL Draft Acquired a fourth round selection (117th overall, Fredrik Bergvik) and a fifth round selection (151st overall, Gage Ausmus) in the 2013 NHL Draft from the Chicago Blackhawks in exchange for a fourth round selection (111th overall) in the 2013 NHL Draft and a fifth round selection in the 2014 NHL Draft
6/27	Re-signed D Jason Demers and F Brodie Reid
6/26	Re-signed F James Sheppard and F Andrew Desjardins
6/20	Re-signed F Raffi Torres
6/11	Signed F Petter Emanuelsson
6/3	Signed C Tomas Hertl
4/8	Signed G Troy Grosenick
4/5	Signed F Eriah Hayes and Rylan Schwartz
4/3	Signed D Matt Irwin to a two-year contract extension
4/3	Acquired LW Raffi Torres from Phoenix in exchange for a third round selection (62nd overall, previously acquired from NY Rangers) in the 2013 NHL Draft
4/3	Acquired D Scott Hannan from Nashville in exchange for a sixth round selection (171st overall) in the 2013 NHL Draft
4/2	Acquired a second (49th overall, Gabryel Boudreau) and a third round selection (62nd overall, later traded to Phoenix on April 3, 2013) in the 2013 NHL Draft and a fifth round selection in the 2014 NHL Draft from the New York Rangers in exchange for LW Ryane Clowe
4/2	Signed RW Chris Crane, LW Matt Nieto, RW Daniil Tarasov and C Chris Tierney
4/1	Acquired a fourth round selection in the 2013 NHL Draft (111th overall, later traded to Chicago on June 30, 2013) from Chicago in exchange for C Michal Handzus
3/25	Acquired second round selections in the 2013 (58th overall, later traded to Detroit on June 30, 2013) and 2014 NHL Drafts from Pittsburgh in exchange for D Douglas Murray
1/31	F Frazer McLaren claimed on waivers by Toronto
1/23	Signed C Scott Gomez and C Tim Kennedy
1/18	Signed C James Sheppard and D Nick Petrecki
1/16	Acquired F Tommy Grant and a conditional seventh round selection in the 2014 NHL Draft from the New York Rangers in exchange for LW Brandon Mashinter

RECORD BOOK





ALL-TIME SHARKS REGULAR SEASON RECORDS

(& Indicates set NHL Record; \$ Indicates tied NHL Record)

TEAM — GOALS

MOST GOALS, GAME AT HOME — 10, 3/30/02 vs. Columbus (10-2 W)

MOST GOALS, GAME ON ROAD — 10, 1/13/96 at Pittsburgh (10-8 W)

MOST GOALS AGAINST, GAME AT HOME — 11, 11/8/92 vs. Los Angeles (4-11 L)

MOST GOALS AGAINST, GAME ON ROAD — 13, 2/10/93 at Calgary (1-13 L)

MOST GOALS, GAME BY BOTH TEAMS AT HOME — 15 (2 times, most recent — 12/12/92 vs. Quebec [7-8 L OT])

MOST GOALS, GAME BY BOTH TEAMS ON ROAD — 18, 1/13/96 at Pittsburgh (10-8 W)

FEWEST GOALS, GAME AT HOME — 0 (49 times, most recent — 2/9/13 vs. Phoenix [0-1 LSO])

FEWEST GOALS, GAME ON ROAD — 0 (57 times, most recent — 4/9/13 at Columbus [0-4 L])

FEWEST GOALS ALLOWED, GAME AT HOME — 0 (62 times, most recent — 3/28/13 vs. Detroit [2-0 W])

FEWEST GOALS ALLOWED, GAME ON ROAD — 0 (54 times, most recent — 4/15/13 at Phoenix [4-0 W])

FEWEST GOALS BY BOTH TEAMS, GAME AT HOME — 0 (7 times, most recent --- 2/9/13 vs. Phoenix [0-1 LSO])

FEWEST GOALS BY BOTH TEAMS, GAME ON ROAD — 0 (3 times, most recent — 3/26/01 at Los Angeles [0-0 T])

EARLIEST GOAL FROM START OF GAME, FOR — :08, 1/11/00 vs. St. Louis (2-5 L); Stephane Matteau

EARLIEST GOAL FROM START OF 2nd PERIOD, FOR — :12, 11/28/92 at Minnesota (3-10 L); Lyndon Byers

EARLIEST GOAL FROM START OF 3rd PERIOD, FOR — :09, (2 times, most recent — 10/10/09 vs. Minnesota (4-2 W); Patrick Marleau)

EARLIEST GOAL FROM START OF OVERTIME, FOR — :22, 12/3/91 vs. Los Angeles (3-2 W OT); Brian Mullen

EARLIEST GOAL FROM START OF GAME, AGAINST — :10, 3/6/12 vs. Edmonton (2-3 LSO); Jordan Eberle

EARLIEST GOAL FROM START OF 2nd PERIOD, AGAINST — :12, 10/31/95 vs. N.Y. Rangers (3-5 L); Adam Graves

EARLIEST GOAL FROM START OF 3rd PERIOD, AGAINST — :09, 3/23/95 vs. Anaheim (3-6 L); Bobby Dollas

EARLIEST GOAL FROM START OF OVERTIME, AGAINST — :19, 3/18/07 at Colorado (3-4 L OT); Milan Hejduk

FASTEST 2 GOALS FROM START OF GAME, FOR — :47, 10/22/98 vs. Chicago (2-2 T), O. Nolan, J. Murphy

FASTEST 3 GOALS FROM START OF GAME, FOR — 5:56, 3/29/94 vs. Winnipeg (9-4W), J. Norton, S. Makarov, R. Whitney

FASTEST 4 GOALS FROM START OF GAME, FOR — 6:16, 3/29/94 vs. Winnipeg (9-4 W), J. Norton, S. Makarov, R. Whitney, G. Duchesne

FASTEST 5 GOALS FROM START OF GAME, FOR — 14:47, 12/21/11 vs. Tampa Bay (7-2- W), B. Ferrierio, J. Pavelski, A. Desjardins, L. Couture (2)

FASTEST 6 GOALS FROM START OF GAME, FOR — 19:20, 1/24/13 at Edmonton (6-3 W), D. Boyle, L. Couture, P. Marleau, P. Marleau, L. Couture, M. Vlasic

FASTEST 2 GOALS FROM START OF GAME, AGAINST — 1:05, 12/32/92 at Edmonton (2-4 L), P. Klima, Scott Mellanby

FASTEST 3 GOALS FROM START OF GAME, AGAINST — 6:24, 10/16/91 at Los Angeles (5-8 L), P. Ahola, B. Kudelski (2)

FASTEST 4 GOALS FROM START OF GAME, AGAINST — 9:51, 11/8/92 vs. Los Angeles (4-11 L), L. Robitaille, J. Kurri, C. Millen, L. Robitaille

FASTEST 5 GOALS FROM START OF GAME, AGAINST — 14:11, 12/5/95 at Colorado (2-12 L), V. Kamensky, M. Ricci, P. Forsberg, V. Kamensky, M. Rucinsky

FASTEST 6 GOALS FROM START OF GAME, AGAINST — 19:17, 12/5/95 at Colorado (2-12 L), V. Kamensky, M. Ricci, P. Forsberg, V. Kamensky, M. Rucinsky, J. Sakic

FASTEST 2 GOALS, FOR — :07, 11/5/92 vs. Buffalo (7-5 W); Larry DePalma, Dave Snuggerud

FASTEST 3 GOALS, FOR — :36, 11/3/01 vs. Vancouver (5-1 W), Jeff Jillson, Scott Thornton, Marco Sturm

FASTEST 4 GOALS, FOR — 2:27, 3/29/94 vs. Winnipeg (9-4 W); Jeff Norton, Sergei Makarov, Ray Whitney, Gaetan Duchesne

FASTEST 5 GOALS, FOR — 12:12, 1/3/09 vs. Tampa Bay (7-1 W); J. Thornton, M. Michalek, R. Clowe, J. Pavelski, T. Pihlhal

FASTEST 2 GOALS, AGAINST — :08, (2 times, most recent—2/11/13 at Columbus [6-2 L]; Vinny Prospal, Mark Letestu)

FASTEST 3 GOALS, AGAINST — :36, 2/10/93 at Calgary (1-13 L); Gary Suter, Chris Lindberg, Ronnie Stern

FASTEST 4 GOALS, AGAINST — 1:21, 2/10/93 at Calgary (1-13 L); Theo Fleury, Gary Suter, Chris Lindberg, Ronnie Stern

ALL-TIME SHARKS REGULAR SEASON RECORDS



FASTEST 5 GOALS, AGAINST — 6:43, 10/21/02 vs. Vancouver (2-5 L); Markus Naslund (3), Brendan Morrison, Trent Klatt

MOST CONSECUTIVE GOALS GAME, FOR — 9, 1/4/07 vs. Detroit (9-4 W)

MOST CONSECUTIVE GOALS GAME, AGAINST — 13, 2/10/93 at Calgary (1-13 L)

MOST GOALS FOR, PERIOD AT HOME — 6, (2 times, most recent — 3/11/10 vs. Nashville (8-5 W), 3rd period

MOST GOALS FOR, PERIOD ON ROAD — 6, 1/22/13 at Edmonton (6-3 W), 1st period

MOST GOALS AGAINST, PERIOD AT HOME — 6, 12/5/91 vs. Pittsburgh (0-8 L), 2nd period

MOST GOALS AGAINST, PERIOD ON ROAD — 8, 12/17/91 at Pittsburgh (2-10 L), 2nd period

MOST GOALS FOR, BOTH TEAMS, PERIOD — 8 (3 times, most recent — 3/29/98 at Toronto, 3rd period [8-5 W], SJ 4, TOR 4)

TEAM — POINTS

MOST POINTS, GAME — 28, 1/13/96 at Pittsburgh (10-8 W; 10-18=28)

MOST POINTS AGAINST, GAME — 36, 2/10/93 at Calgary (1-13 L; 13=23=38)

MOST POINTS GAME BY BOTH TEAMS — 50, 1/13/96 at Pittsburgh (10-8 W); 28 S.J., 22 PIT

FEWEST POINTS, GAME — 0 (106 times, most recent — 4/9/13 at Columbus [0-4 L])

FEWEST POINTS AGAINST, GAME — 0 (116 times, most recent — 4/15/13 at Phoenix [4-0 W])

TEAM — SHOTS

MOST SHOTS, GAME AT HOME — 57, 11/11/08 vs. Nashville (3-4 L OT)

MOST SHOTS, GAME ON ROAD — 50, 4 times, most recent — 2/16/12 at Tampa Bay (5-6 LOT)

MOST SHOTS FACED, GAME AT HOME — 59, 12/26/92 vs. Los Angeles (7-2 W)

MOST SHOTS FACED, GAME ON ROAD — 57, 3/5/96 at Colorado (5-3 W)

MOST SHOTS, GAME BY BOTH TEAMS AT HOME — 99, 12/26/92 vs. Los Angeles (7-2 W); 59 L.A., 40 S.J.

MOST SHOTS, GAME BY BOTH TEAMS ON ROAD — 88, 2/14/92 at Buffalo (6-7 L); Buf 49, S.J. 39

FEWEST SHOTS, GAME AT HOME — 9, 11/4/98 vs. Dallas (4-0 W); Dal 21, S.J. 9

FEWEST SHOTS, GAME ON ROAD — 11, 10/26/07 at Detroit (1-5 L); Det 39, S.J. 11

FEWEST SHOTS FACED, GAME AT HOME — 11, 10/28/08 vs. Pittsburgh (2-1 W)

FEWEST SHOTS FACED, GAME ON ROAD — 13 (2 times, most recent — 1/29/08 at Edmonton [3-0 W])

FEWEST SHOTS, GAME BY BOTH TEAMS AT HOME — 29, 11/27/93 vs. Anaheim (1-0 W); 15 ANA, 14 S.J.

FEWEST SHOTS, GAME BY BOTH TEAMS ON ROAD — 33, 11/20/93 at Hartford (3-2 W); 20 HFD, 13 S.J.

MOST SHOTS, PERIOD AT HOME — 26, 10/4/99 vs. Chicago (7-1 W), 3rd period

MOST SHOTS, PERIOD ON ROAD — 25, 1/20/11 at Vancouver (2-1 WSO), 2nd period



ALL-TIME SHARKS REGULAR SEASON RECORDS



MOST SHOTS, OT AT HOME — 9, 3/10/11 vs. Vancouver (4-5 LSO)

MOST SHOTS, OT ON ROAD — 8, 2 times, most recent — 3/5/13 at Vancouver (3-2 WSO)

MOST SHOTS FACED, PERIOD AT HOME — 25, 3/6/92 vs. Pittsburgh (3-7 L), 1st period

MOST SHOTS FACED, PERIOD ON ROAD — 25 (2 times, most recent — 3/5/96 at Colorado (5-3 W), 3rd period)

MOST SHOTS FACED, OT AT HOME — 6, 11/2/95 vs. New Jersey (3-3 T)

MOST SHOTS FACED, OT ON ROAD — 7 (3 times, most recent — 3/10/13 at Colorado [3-2 OTL])

FEWEST SHOTS, PERIOD AT HOME — 0, 2/26/98 vs. St. Louis (3-1 W), 3rd period

FEWEST SHOTS, PERIOD ON ROAD — 0, 1/24/96 at Detroit (2-4 L), 2nd period

FEWEST SHOTS FACED, PERIOD AT HOME — 0, (3 times, most recent — 3/21/08 vs. Anaheim (2-1 W), 3rd period)

FEWEST SHOTS FACED, PERIOD ON ROAD — 0, 11/23/02 at Pittsburgh (1-4 L), 3rd period

LARGEST MARGIN OUTSHOOTING, HOME — 30, 3/21/08 vs. Anaheim (2-1 W), 13 ANA, 43 S.J.

LARGEST MARGIN OUTSHOOTING, ROAD — 27, 2/28/09 at Montreal (2-3 L), 21 MTL, 48 S.J.

LARGEST MARGIN OUTSHOT, HOME — 29, 1/11/94 vs. Los Angeles (2-2 T); 39 L.A., 10 S.J.

LARGEST MARGIN OUTSHOT, ROAD — 33, 12/22/09 at Chicago (3-2 W); 47 CHI, 14 S.J.

TEAM — SPECIAL TEAMS

MOST PPG FOR, GAME AT HOME — 6, 1/4/07 vs. Detroit (9-4 W), 6 of 9

MOST PPG FOR, GAME ON ROAD — 4 (3 times, most recent — 10/6/09 at Los Angeles [4-6 L], 4 of 4)

MOST PPG AGAINST, GAME AT HOME — 5 (2 times, most recent — 12/5/92 vs. Pittsburgh [4-9 L], 5 of 7)

MOST PPG AGAINST, GAME ON ROAD — 5 (3 times, most recent — 2/18/04 at Nashville [3-7 L], 5 of 7)

MOST PPG FOR, PERIOD, AT HOME — 4, 1/4/07 vs. Detroit (9-5 W), 3rd period

MOST PPG FOR, PERIOD, ON ROAD — 3, 2 times, most recent — 1/22/13 at Edmonton (6-3 W), 1st period

MOST PPG AGAINST, PERIOD, AT HOME — 3 (2 times, most recent — 4/07/01 vs. Dallas [4-5 L]), 2nd period

MOST PPG AGAINST, PERIOD, ON ROAD — 4 (2 times, most recent — 1/14/06 at Montreal [2-6 L]), 2nd period

MOST PPG, GAME BY BOTH TEAMS AT HOME — 7 (3 times, most recent — 1/6/07 vs. Columbus [5-2 W]); 2 CBJ, 5 S.J.

MOST PPG, GAME BY BOTH TEAMS ON ROAD — 7 (2 times, most recent — 4/6/12 at Los Angeles (6-5 WSO); 4 LA, 3 S.J.

ALL-TIME SHARKS REGULAR SEASON RECORDS

MOST PP ATTEMPTS FOR, GAME AT HOME — 13, 10/21/06 vs. Detroit [5-1 W], 5 of 13
MOST PP ATTEMPTS FOR, GAME ON ROAD — 10 (2 times, most recent, 10/12/06 at Edmonton [4-6 L]), 3 of 10

MOST PP ATTEMPTS AGAINST, GAME AT HOME — 11, 12/5/91 vs. Pittsburgh (0-8 L), 5 of 11
MOST PP ATTEMPTS AGAINST, GAME ON ROAD — 13, 3/6/01 at Tampa Bay (1-2 L OT), 0 of 13

MOST PP ATTEMPTS, GAME, BOTH TEAMS AT HOME — 19 (5 times, most recent — 10/21/06 vs. Detroit [5-1 W]; DET: 1 of 6, SJ: 5 of 13)
MOST PP ATTEMPTS, GAME, BOTH TEAMS ON ROAD — 21, 3/6/01 at Tampa Bay (1-2 L OT), SJ: 0 of 9, TB: 0 of 13

MOST CONSECUTIVE GAMES SCORING PPG — 11, 3/17/09 at Phoenix thru 4/5/09 at Anaheim (13 of 37)
MOST CONSECUTIVE GAMES ALLOWING PPG — 13, 11/22/95 at Detroit thru 12/19/95 at Anaheim (17 of 68)
MOST CONSECUTIVE GAMES NOT SCORING A PPG — 7, 10/4/97 vs. Chicago thru 10/18/97 at Phoenix (0 for 34)
MOST CONSECUTIVE GAMES NOT ALLOWING A PPG — 11, 2/12/03 at Columbus thru 3/6/03 vs. Montreal (0 for 44)
MOST CONSECUTIVE CHANCES NOT SCORING PPG — 41, 10/4/97 vs. Chicago thru 10/18/97 at Phoenix
MOST CONSECUTIVE CHANCES NOT ALLOWING PPG — 45, 2/10/03 at Detroit thru 3/8/03 at Phoenix
MOST SHG, GAME — 3, 10/18/96 at Anaheim (4-1 W)
MOST SHG ALLOWED, GAME — 3, 11/25/09 vs. Chicago [2-7 L])

MOST SHG, PERIOD — 2, (4 times, most recent — 3/15/11 at Dallas [6-3 W, Joe Thornton, Dany Heatley]), 3rd period
MOST SHG ALLOWED, PERIOD — 2 (5 times, most recent — 3/16/10 at Dallas [2-8 L]), 3rd period

MOST CONSECUTIVE GAMES SCORING A SH GOAL — 4, 12/1/96 at St. Louis thru 12/11/96 vs. Washington (Bernie Nicholls, Marty McSorley, Ron Sutter, Tony Granato)
MOST CONSECUTIVE GAMES ALLOWING A SH GOAL — 3, 11/10/95 vs. Pittsburgh thru 11/14/95 vs. N.Y. Islanders (Ron Francis, Segei Fedorov, Dan Plante)

MOST PENALTIES FOR, GAME AT HOME — 18 (4 times, most recent — 10/4/99 vs. Chicago (7-1 W), 99 PIM)
MOST PENALTIES FOR, GAME ON ROAD — 21, 1/26/93 at Los Angeles (1-7 L), 92 PIM

MOST PENALTIES AGAINST, GAME AT HOME — 22, 2/18/93 vs. Winnipeg (5-3 W), 82 PIM
MOST PENALTIES AGAINST, GAME ON ROAD — 18, 10/13/91 at Chicago (3-7 L)
MOST PIM FOR, GAME AT HOME — 102, 2/5/97 vs. Los Angeles (3-2 W), 17 penalties
MOST PIM FOR, GAME ON ROAD — 95, 4/6/08 at Dallas (2-4 L), 20 penalties

MOST PIM AGAINST, GAME AT HOME — 88, 2/5/97 vs. Los Angeles (3-2 W), 14 penalties
MOST PIM AGAINST, GAME ON ROAD — 75, 2/13/97 at Chicago (3-7 L), 17 penalties

FEWEST PENALTIES FOR, GAME AT HOME — 0, (3 times, most recent — 1/8/11 vs. Nashville [1-2 L]), 0 PIM
FEWEST PENALTIES FOR, GAME ON ROAD — 0, (4 times, most recent — 3/28/12 at Anaheim [1-3 L]), 0 PIM
FEWEST PENALTIES AGAINST, GAME AT HOME — 0, 3/28/13 vs. Detroit (2-0 W), 0 PIM
FEWEST PENALTIES AGAINST, GAME ON ROAD — 0, 4/27/13 at Los Angeles (2-3 L), 0 PIM

FEWEST PIM FOR, GAME AT HOME — 0, (3 times, most recent — 1/8/11 vs. Nashville [1-2 L])
FEWEST PIM FOR, GAME ON ROAD — 0, (4 times, most recent — 3/28/12 at Anaheim [1-3 L])
FEWEST PIM AGAINST, GAME AT HOME — 0, 3/28/13 vs. Detroit (2-0 W), 0 penalties
FEWEST PIM AGAINST, GAME ON ROAD — 0, 4/27/13 at Los Angeles (2-3 L), 0 penalties

MOST PENALTY MINUTES, GAME BY BOTH TEAMS, HOME — 190, 2/5/97 vs. Los Angeles (3-2 W); L.A. 88, S.J. 102
MOST PENALTY MINUTES, GAME BY BOTH TEAMS, ROAD — 160, 4/6/08 at Dallas (2-4 L); Dal 65, S.J. 95

FEWEST PENALTY MINUTES, GAME BY BOTH TEAMS, HOME — 2, 3/28/13 vs. Detroit (2-0 W); 2 SJ, 0 DET
FEWEST PENALTY MINUTES, GAME BY BOTH TEAMS, ROAD — 2, (2 times, most recent — 4/27/13 at Los Angeles [2-3 L]); 2 SJ, 0 LAK
FEWEST PENALTIES, GAME BY BOTH TEAMS, HOME — 1, 3/28/13 vs. Detroit (2-0 W); 1 SJ, 0 DET
FEWEST PENALTIES, GAME BY BOTH TEAMS, ROAD — 1, (2 times, most recent — 4/27/13 at Los Angeles [2-3 L]); 1 SJ, 0 LAK

TEAM — STREAKS

LONGEST WINNING STREAK, OVERALL — 11 games (2/21/08 at Philadelphia thru 3/14/08 vs. St. Louis)
LONGEST WINNING STREAK, HOME — 9 games, 10/9/08 vs. Anaheim thru 11/8/08 vs. Dallas
LONGEST WINNING STREAK, ROAD — 10 games, 11/14/07 at Dallas thru 12/31/07 at Minnesota



ALL-TIME SHARKS REGULAR SEASON RECORDS

MOST CONSECUTIVE GAMES RECORDING A POINT, OVERALL — 20, 2/21/08 at Philadelphia thru 4/1/08 vs. Los Angeles (18-0-2)

MOST CONSECUTIVE GAMES RECORDING A POINT, HOME — 31, 3/3/08 vs. Montreal thru 1/13/09 vs. Tampa Bay (28-0-3)

MOST CONSECUTIVE GAMES RECORDING A POINT, ROAD — 14, 10/29/07 at Dallas thru 1/13/08 at Anaheim (12-0-2)

LONGEST LOSING STREAK, OVERALL — 17 games, 1/4/93 at Montreal (at Sacramento) thru 2/12/93 at Edmonton \$

LONGEST LOSING STREAK, HOME — 9 games, 11/19/92 vs. Toronto thru 12/19/92 vs. Vancouver

LONGEST LOSING STREAK, ROAD — 19 games, 11/27/92 at Winnipeg thru 2/12/93 at Edmonton

LONGEST WINLESS STREAK, OVERALL — 20 games, 12/29/92 at Vancouver thru 2/12/93 at Edmonton (0-19-1-0)

LONGEST WINLESS STREAK, HOME — 9 games, 2 times, most recent, 10/16/03 vs. Philadelphia thru 11/18/03 vs. New York Rangers

LONGEST WINLESS STREAK, ROAD — 19 games, 11/27/92 at Winnipeg thru 2/12/93 at Edmonton (0-19-0)

LONGEST SCORELESS STREAK, FOR — 190:22, 2/13/07 at St. Louis (3rd period) thru 2/18/07 at Dallas (3rd period)

LONGEST SCORELESS STREAK, OPPONENT — 190:51, 1/23/12 at Edmonton (2nd period) thru 2/2/12 vs. Dallas (2nd period)

WIDEST MARGIN OF VICTORY, HOME — 8 goals, 1/18/10 vs. Calgary [9-1 W]

WIDEST MARGIN OF VICTORY, ROAD — 8 goals (2 times, most recent — 12/4/00 at Calgary [8-0 W])

WIDEST MARGIN OF DEFEAT, HOME — 8 goals (2 times, most recent — 11/10/95 vs. Pittsburgh [1-9 L])

WIDEST MARGIN OF DEFEAT, ROAD — 12 goals, 2/10/93 at Calgary (1-13 L)

MOST CONSECUTIVE OVERTIME GAMES — 3 (7 times, most recent — 1/29/13 vs. Anaheim [3-2 W SO] thru 2/2/13 vs. Nashville [2-1 L SO])

MOST CONSECUTIVE GAMES WITHOUT GOING TO OVERTIME — 49, 10/7/06 vs. New York Islanders thru 1/26/07 at Edmonton

MOST CONSECUTIVE GAMES WITHOUT RECORDING A TIE — 49, 1/4/93 at Montreal (at Sacramento) thru 10/14/93 vs. Calgary

MOST CONSECUTIVE GAMES WITHOUT BEING SHUTOUT — 62, 4/19/95 at Dallas thru 2/10/96 at Los Angeles

MOST HAT TRICKS IN A GAME — 2, Owen Nolan and Jeff Friesen, 10/4/99 vs. Chicago (7-1 W)

MOST CONSECUTIVE GAMES SCORING A HAT TRICK — None

MOST CONSECUTIVE GAMES ALLOWING A HAT TRICK — 4, 2/9/92 thru 2/15/92; John Druce (WSH), Stephan Lebeau (MTL), Dale Hawerchuk (BUF), Jimmy Carson (DET)

INDIVIDUAL

MOST POINTS, GAME — 6, Owen Nolan, (3-3=6) 10/4/99 vs. Chicago (7-1 W)

MOST GOALS, GAME — 4, Owen Nolan, 12/19/95 at Anaheim (7-4 W)

MOST ASSISTS, GAME — 4 (19 times, most recent — Joe Pavelski, 3/15/11 at Dallas [6-3 W])

MOST PPG, GAME — 3 (2 times, most recent — Ryane Clowe, 1/6/07 vs. Columbus [5-2 W])

MOST SHG, GAME — 2 (2 times, most recent — Marco Sturm, 10/14/00 vs. Boston [5-2 W])

MOST SHOTS, GAME — 12, Patrick Marleau, 3/31/11 vs. Dallas (6-0 W)

MOST PENALTIES, GAME — 8, 2 times, most recent — Ryane Clowe, 1/27/13 vs. Vancouver (4-1 W), 35 PIM

MOST PIM, GAME — 41, Jody Shelley, 4/6/08 at Dallas (2-4 L), 7 penalties

BEST PLUS/MINUS, GAME — +6, 2 times, most recent, Dany Heatley, 10/8/09 vs. Columbus (6-3 W)

WORST PLUS/MINUS, GAME — -7, Doug Wilson, 2/10/93 at Calgary (1-13 L)

MOST POINTS, PERIOD — 4 (5 times, most recent — Joe Pavelski [2-2=4], 3/11/10 vs. Nashville [8-5 W], 3rd period])

MOST GOALS, PERIOD — 3 (4 times, most recent — Joe Thornton [3-1=4], 3/25/08 at Phoenix [4-5 L OT], 3rd period)

MOST ASSISTS, PERIOD — 4, Joe Thornton (0-4=4), 4/1/07 vs. Los Angeles (6-2 W, 2nd period)

MOST PPG, PERIOD — 3, Owen Nolan, 12/19/95 at Anaheim (7-4 W, 2nd period)

MOST SHG, PERIOD — 2, Jamie Baker, 1/6/96 at Los Angeles (5-7 L, 3rd period)

MOST SHOTS, PERIOD — 7, (2 times, most recent — Dany Heatley, 12/3/09 vs. St. Louis [2-3 LSO], 1st period)

MOST PENALTIES, PERIOD — 6, Jeff Odgers, 1/26/93 at Los Angeles (1-7 L), 1st period, 37 PIM

MOST PIM, PERIOD — 39 (2 times, most recent — Marty McSorley, 3/24/97 vs. Edmonton [1-5 L], 3rd period) 5 penalties

MOST POINTS BY OPPONENT, GAME — 7, Mario Lemieux (1-6=7), 12/5/92 vs. Pittsburgh (4-9 L)

MOST GOALS BY OPPONENT, GAME — 5, Mike Ricci, 2/17/94 vs. Quebec (2-8 L)

MOST ASSISTS BY OPPONENT, GAME — 6, Mario Lemieux, 12/5/92 vs. Pittsburgh (4-9 L)

MOST PPG BY OPPONENT, GAME — 3 (2 times, most recent, Steve Sullivan, 2/18/04 at Nashville [3-7 L])

MOST SHG BY OPPONENT, GAME — 2, Brendan Shanahan, 10/4/01 vs. Detroit (3-4 L OT)

MOST SHOTS BY OPPONENT, GAME — 14, John Tucker, 12/16/92 vs. Tampa Bay (4-5 L OT)

ALL-TIME SHARKS REGULAR SEASON RECORDS

MOST PENALTIES BY OPPONENT, GAME — 6, (2 times, most recent — Doug Weight, 12/28/00 vs. Edmonton [2-2 T])

MOST PIM BY OPPONENT, GAME — 39, Doug Weight, 12/28/00 vs. Edmonton (2-2 T)

BEST PLUS/MINUS BY OPPONENT, GAME — +9, Theo Fleury, 2/10/93 at Calgary, (1-13 L)

WORST PLUS/MINUS BY OPPONENT, GAME — -6, Ryan Suter, 3/11/10 vs. Nashville (8-5 W)

MOST POINTS BY OPPONENT, PERIOD — 4 (4 times, most recent — Patrick Sharp [0-4=4], 3/14/11 at Chicago [3-6 L], 2nd period)

MOST GOALS BY OPPONENT, PERIOD — 3 (10 times, most recent — Ryan Smyth, 10/12/06 at Edmonton [4-6 L], 3rd period)

MOST ASSISTS BY OPPONENT, PERIOD — 4, Patrick Sharp (0-4=4), 3/14/11 at Chicago (3-6 L), 2nd period

MOST PPG BY OPPONENT, PERIOD — 2 (14 times, most recent — Justin Williams, 4/6/12 at Los Angeles [6-5 WSO], 3rd period)

MOST SHG BY OPPONENT, PERIOD — 2, Kirk Maltby, 10/10/02 vs. Detroit (3-6 L)

MOST SHOTS BY OPPONENT, PERIOD — 8, (2 times, most recent — Alexander Ovechkin, 10/15/09 at Washington [1-4 L]), 1st period

MOST PENALTIES BY OPPONENT, PERIOD — 6, Doug Weight, 12/28/00 vs. Edmonton (2-2 T), 1st period

MOST PIM BY OPPONENT, PERIOD — 39, Doug Weight, 12/28/00 vs. Edmonton (2-2 T), 1st period

MOST CONSECUTIVE GAMES, GOAL — 6, (4 times, most recent — Owen Nolan 1/20/03 thru 1/30/03)

MOST CONSECUTIVE GAMES, ASSIST — 9, Joe Thornton (2-15=17), 11/15/09 thru 12/3/09

MOST CONSECUTIVE GAMES, POINT — 12 (2 times, most recent — Jonathan Cheechoo [10-9=19], 12/26/05 thru 1/24/06)

MOST CONSECUTIVE GAMES PLAYED — 379, Joe Thornton — 12/2/05 thru 3/27/10

FASTEST 2 GOALS, FOR — :17 Brad Stuart, 4/04/04 vs. Los Angeles (4-3 W OT)

FASTEST 3 GOALS, FOR — 13:00, Owen Nolan, 12/19/95 at Anaheim (7-4 W)

FASTEST 4 GOALS, FOR — 32:35, Owen Nolan, 12/19/95 at Anaheim (7-4 W)

FASTEST 2 GOALS, AGAINST — :14, Ryan Smyth, 10/12/06 at Edmonton (4-6 L)

FASTEST 3 GOALS, AGAINST — 2:01, Ryan Smyth, 10/12/06 at Edmonton (4-6 L)

FASTEST 4 GOALS, AGAINST — 10:48, Mike Ricci, 2/17/94 vs. Quebec (2-8 L)

FASTEST 5 GOALS, AGAINST — 40:16, Mike Ricci, 2/17/94 vs. Quebec (2-8 L)



Owen Nolan



ALL-TIME SHARKS REGULAR SEASON RECORDS

GOALTENDERS

SHARKS

MOST MINUTES, GAME — 65:00 (115 times, most recent — Antti Niemi, 4/7/13 vs. Dallas [5-4 LSO])

FEWEST GOALS ALLOWED, GAME — 0 (116 times, most recent — Antti Niemi, 4/15/13 at Phoenix [4-0 W])

MOST GOALS ALLOWED, GAME — 11, Arturs Irbe, 11/8/92 vs. Los Angeles (4-11 L)

MOST GOALS ALLOWED, PERIOD — 8, Jarmo Myllys, 12/17/91 at Pittsburgh (2-10 L), 2nd period

MOST SHOTS FACED, GAME — 59, Jeff Hackett, 12/26/92 vs. Los Angeles (7-2 W)

MOST SHOTS FACED, PERIOD — 25 (3 times, most recent — Wade Flaherty, 3/5/96 at Colorado [5-3 W], 3rd period)

MOST SAVES, GAME — 57, Jeff Hackett, 12/26/92 vs. Los Angeles (7-2 W)

MOST SAVES PERIOD — 24, Wade Flaherty, 3/5/96 at Colorado (5-3 W), 3rd period

FEWEST SHOTS FACED, GAME — 11, Evgeni Nabokov, 10/28/08 vs. Pittsburgh (2-1 W)

FEWEST SHOTS FACED, PERIOD — 0 (4 times, most recent — Evgeni Nabokov, 3/21/08 vs. Anaheim [2-1 W], 3rd period)

MOST PENALTIES, GAME — 3 (2 times, most recent — Steve Shields, 10/4/99 vs. Chicago [7-1 W])

MOST PIM, GAME — 17, Steve Shields, 10/4/99 vs. Chicago, 3 penalties [7-1 W]

MOST POINTS, GAME — 2, Vesa Toskala, 2/3/07 vs. Chicago (4-2 W)

LONGEST SHUTOUT STREAK — 170:58, Evgeni Nabokov, 1/20/09 vs. Vancouver (1st period) thru 1/31/09 vs. Chicago (1st period)

MOST SHUTOUTS, SEASON — 8, Evgeni Nabokov, 2003-04

MOST CONSECUTIVE STARTS — 50, Evgeni Nabokov, 3/24/07 at Carolina thru 1/12/08 vs. Toronto (30-12-7)

MOST CONSECUTIVE WINS IN A SINGLE SEASON — 10, Evgeni Nabokov, 2/21/08 at Philadelphia thru 3/14/08 vs. St. Louis

LONGEST UNBEATEN STREAK — 12, (Vesa Toskala, 4/3/06 at Dallas thru 10/23/06 at Columbus [12-0-0])

LONGEST WINLESS STREAK — 19, (0-18-1) Jeff Hackett, 12/30/02 vs. Philadelphia thru 4/01/93 vs. Winnipeg



Wade Flaherty

OPPONENTS

MOST MINUTES, GAME BY OPPONENT — 65:00 (Numerous times, most recent — Jonathan Quick, 4/16/13 vs. Los Angeles [3-2 W SO])

FEWEST GOALS ALLOWED, GAME BY OPPONENT — 0 (106 times, most recent — Sergei Bobrovsky, 4/9/13 at Columbus [0-4 L])

MOST GOALS ALLOWED, GAME BY OPPONENT — 10, Tom Barrasso, 1/13/96 at Pittsburgh (10-8 W)

MOST GOALS ALLOWED, PERIOD BY OPPONENT — 6, Devan Dubnyk, 1/22/13 at Edmonton (6-3 W), 1st period

MOST SHOTS FACED, GAME BY OPPONENT — 57, Dan Ellis, 11/11/08 vs. Nashville (3-4 L OT)

MOST SHOTS FACED, PERIOD BY OPPONENT — 25 (3 times, most recent — Niklas Backstrom, 1/22/11 vs. Minnesota [4-3 W], 2nd period)

MOST SAVES, GAME BY OPPONENT — 54, Dan Ellis, 11/11/08 vs. Nashville (3-4 L OT)

MOST SAVES, PERIOD BY OPPONENT — 25, Garth Snow, 10/13/97 vs. Philadelphia (2-3 L), 2nd period

FEWEST SHOTS FACED BY OPPONENT, GAME — 10, Kelly Hradek, 1/11/94 vs. Los Angeles (2-2 T)

FEWEST SHOTS FACED BY OPPONENT, PERIOD — 0 (2 times, most recent — Jamie McLennan, 2/26/98 vs. St. Louis [3-1 W], 3rd period)

MOST PENALTIES, GAME BY OPPONENT — 2, (3 times, most recent) Marty Turco, 4/9/06 vs. Dallas (4-1 W)

MOST PIM, GAME BY OPPONENT — 10 (2 times, most recent — Ed Belfour, 2/11/94 vs. Chicago [4-3 W])

MOST POINTS, GAME BY OPPONENT — 3 (0-3=3), Jeff Reese, 2/10/93 at Calgary (1-13 L) &

KEY: (& - NHL RECORD; \$ - TIES AN NHL RECORD)

SHARKS ALL-TIME ROSTER

* - on Sharks roster at beginning of 2013-14 season

SKATERS

-A-

	YEARS	POS.	NO.	GP	G	A	PTS	PIM
Ahola, Peter	1992-93	D	21	20	2	3	5	16
	Acquired from Pittsburgh in exchange for future considerations, Feb. 26, 1993. Traded to Tampa Bay in exchange for Dave Capuano, June 19, 1993.							
Anderson, Perry	1991-92	LW	27	48	4	8	12	143
	Signed as free agent, July 8, 1991. Released, July 23, 1992.							
Andersson, Niklas	1997-98	LW	34	5	0	0	0	2
	Signed as free agent, Sept. 10, 1997. Became free agent, July 1, 1998.							
Armstrong, Riley	2008-09	RW	40	2	0	0	0	2
	Signed as free agent, Sept. 15, 2004. Became free agent, July 1, 2009.							

-B-

Baker, Jamie	1993-96, 98	C	13	187	35	27	62	139
	Signed as free agent, Aug. 18, 1993. Traded to Toronto with a fifth round selection (110th overall) in the 1996 NHL Entry Draft in exchange for Todd Gill, June 14, 1996. Signed as a free agent, September 1998. Released, Oct. 18, 1998.							
Bancroft, Steve	2001-02	D	3	5	0	1	1	2
	Signed as a free agent, July 10, 2001. Became free agent, July 1, 2002.							
Barber, Don	1991-92	LW	37	12	1	3	4	2
	Acquired from Quebec in exchange for Murray Garbutt, March 7, 1992. Released, Jan. 15, 1993.							
Bautin, Sergei	1995-96	D	28	1	0	0	0	2
	Signed as a free agent, Oct. 11, 1995. Became free agent, July 1, 1996.							
Bawa, Robin	1992-93	RW	26	42	5	0	5	47
	Acquired from Vancouver in exchange for Rick Lessard, Dec. 15, 1992. Selected by Anaheim in Expansion Draft, June 24, 1993.							
Beaufait, Mark	1992-93	C	40	5	1	0	1	0
	Selected seventh overall in the NHL Supplemental Draft, June 22, 1991. Became free agent, July 1, 1994.							
Berezan, Perry	1991-93	C	16	94	15	11	26	58
	Signed as free agent, Oct. 10, 1991. Became free agent, June 10, 1993.							
Bernier, Steve	2005-08	RW	26/46	160	42	39	81	126
	Selected in the first round (16th overall) of the 2003 NHL Entry Draft. Traded to Buffalo, along with a first round selection (26th overall) in the 2008 NHL Entry Draft in exchange for Brian Campbell and a seventh round selection (194th overall, Drew Daniels) in the 2008 NHL Entry Draft, Feb. 26, 2008.							
Bell, Mark	2006-07	LW	7	71	11	10	21	83
	Acquired from Chicago in exchange for Tom Preissing and Josh Hennessy, July 10, 2006. Traded to Toronto, along with Vesa Toskala, in exchange for a first round selection (13th overall — traded to St. Louis, June 22, 2007) in the 2007 NHL Entry Draft, a second round selection (44th overall — traded to St. Louis, June 22, 2007) and a fourth round selection (98th overall traded to Nashville, June 21, 2008) in the 2009 NHL Entry Draft, June 22, 2007.							
Blake, Rob	2008-10	D	4	143	17	58	75	170
	Signed as free agent, July 3, 2008. Retired, June 18, 2010.							
Bodger, Doug	1995-97	D	5/3	164	9	40	49	146
	Acquired from Buffalo in exchange for Vaclav Varada, rights to Martin Spahnel, Philadelphia's fourth round selection (106th overall) in the 1996 Entry Draft and Philadelphia's first round selection in the 1996 NHL Entry Draft (24th overall) (all previously acquired from Philadelphia in exchange for Pat Falloon), Nov. 16, 1995. Traded to New Jersey with Dody Wood in exchange for John MacLean and Ken Sutton, Dec. 7, 1997.							



SHARKS ALL-TIME ROSTER

	YEARS	POS.	NO.	GP	G	A	PTS	PIM
Boyes, Brad	2003-04	C	24	1	0	0	0	2
	Acquired from Toronto along with Alyn McCauley and a first round selection (21st overall) in the 2003 NHL Entry Draft in exchange for Owen Nolan, March 5, 2003. 21st overall selection in 2003, along with a fourth round selection (compensatory pick for Theoren Fleury) later traded to Boston in exchange for a first round selection (16th overall, Steve Bernier) in the 2003 NHL Entry Draft, June 21, 2003. Boyes traded to Boston in exchange for D Jeff Jillson, March 9, 2003. Jillson was immediately shipped to Buffalo, along with a ninth round selection in the 2005 NHL Entry Draft, in exchange for Curtis Brown and Andy Delmore. Delmore was traded to Boston to complete the transaction.							
Boyle, Dan*	2008-13	D	22	356	56	177	233	273
	Acquired from Tampa Bay along with Brad Lukowich in exchange for Matt Carle, Ty Wishart, a first round selection in the 2009 NHL Entry Draft (25th overall) and a fourth round selection (118th overall) in the 2010 NHL Entry Draft, July 4, 2008.							
Bozek, Steve	1991-92	LW/C	14	58	8	8	6	27
	Signed as free agent, Aug. 9, 1991. Released, July 23, 1992.							
Bradley, Matt	2000-03	RW	28/44	121	12	17	29	99
	Selected in the fourth round (102nd overall) of the 1996 NHL Entry Draft. Traded to Pittsburgh in exchange for Wayne Primeau, March 11, 2003.							
Braun, Justin*	2010-13	D	61	135	4	25	29	31
	Selected in the seventh round (201st overall) of the 2007 NHL Entry Draft.							
Brennan, Richard	1997-98	D	7	11	1	2	3	2
	Signed as free agent, July 9, 1997. Traded to New York Rangers in exchange for Jason Muzzatti, March 24, 1998.							
Brown, Curtis	2003-04, 06-08	C	37	123	15	18	33	72
	Acquired from Buffalo along with Andy Delmore in exchange for D Jeff Jillson and a ninth round selection in the 2005 NHL Entry Draft, March 9, 2003. Jillson acquired previously from Boston in exchange for C Brad Boyes. Delmore was sent to Boston from San Jose to complete the transaction. Became a free agent, July 1, 2004. Signed as free agent, July 3, 2006. Became a free agent, July 1, 2008.							
Brown, Dave	1995-96	RW	21	37	3	1	4	46
	Signed as free agent, Aug. 10, 1995. Retired, June 18, 1996.							
Bruce, David	1991-94	LW/RW	15	79	24	19	43	79
	Acquired from St. Louis in Expansion Draft, May 30, 1991. Released, Aug. 30, 1994.							
Burish, Adam*	2012-13	RW	37	46	1	2	3	25
	Signed as free agent, July 1, 2012.							
Burns, Brent*	2011-13	RW/D	88	111	20	37	57	54
	Acquired from Minnesota along with a second round selection (37th overall, later traded to Tampa Bay on Feb. 16, 2011 in exchange for Dominic Moore and a seventh round selection in the 2012 NHL Draft) in the 2012 NHL Draft in exchange for Devin Setoguchi, Charlie Coyle and a first round selection (28th overall) in the 2011 NHL Entry Draft on June 24, 2011.							



Curtis Brown

SHARKS ALL-TIME ROSTER

	YEARS	POS.	NO.	GP	G	A	PTS	PIM
Burr, Shawn	1997-99	LW	7/28	60	6	7	13	79
	Acquired from Tampa Bay in exchange for a fifth round selection (108th overall) in the 1997 NHL Entry Draft, June 21, 1997. Traded along with Bill Houlder, Andrei Zyuzin and Stephen Guolla to Tampa Bay in exchange for Niklas Sundstrom and a third round selection (74th overall) in the 2000 NHL Entry Draft, Aug. 4, 1999. 74th overall selection later traded to Chicago, along with an additional second round selection in 2000 (49th overall) in exchange for a second round selection in 2000 (41st overall, Tero Maatta), June 24, 2000.							
Butsayev, Viacheslav	1993-95	C	9	18	2	2	4	10
	Acquired from Philadelphia in exchange for Rob Zettler, Feb. 1, 1994. Became free agent, July 1, 1995.							
Byakin, Ilya	1994-95	D	3	13	0	5	5	14
	Signed as free agent, Sept. 4, 1994. Became free agent, July 1, 1995.							
Byers, Lyndon	1992-93	RW	22	18	4	1	5	122
	Signed to a tryout contract, Nov. 5, 1992. Placed on waivers for purpose of unconditional release, Feb. 19, 1993.							
-C-								
Callahan, Joe	2009-10	D	47	1	0	1	1	0
	Signed as free agent, July 16, 2009. Became free agent, July 1, 2010.							
Caloun, Jan	1995-99	RW	91/43	13	8	3	11	0
	Selected in fourth round (75th overall) of the 1992 NHL Entry Draft. Traded to Columbus along with a ninth round selection (278th overall) in the 2000 NHL Entry Draft in exchange for future considerations (protection of Evgeni Nabokov in the 2000 NHL Expansion Draft), June 12, 2000.							
Campbell, Brian	2007-08	D	51	20	3	16	19	8
	Acquired from Buffalo, along with a seventh round selection (194th overall, Drew Daniels) in the 2008 NHL Entry Draft, in exchange for Steve Bernier and a first round selection (26th overall) in the 2008 NHL Entry Draft, Feb. 26, 2008. Became a free agent, July 1, 2008.							
Capuano, Dave	1993-94	C	27	4	0	1	1	0
	Acquired from Tampa Bay in exchange for Peter Ahola, June 19, 1993. Traded to Boston in exchange for future considerations, Nov. 5, 1993.							
Carkner, Matt	2005-06	D	43	1	0	1	1	2
	Signed as free agent, June 7, 2001. Became free agent, July 1, 2006.							
Carle, Matthew	2005-08	D	18/25	151	16	47	63	70
	Selected in the second round (47th overall) in the 2003 NHL Entry Draft. Traded with Ty Wishart, San Jose's first round selection (25th overall) in the 2009 NHL Entry Draft and San Jose's fourth round selection (118th overall) in the 2010 NHL Entry Draft in exchange for Dan Boyle and Brad Lukowich, July 4, 2008.							
Carter, John	1991-93	LW	20	59	7	9	16	81
	Signed as free agent, Aug. 22, 1991. Became free agent, July 1, 1993.							
Cavanagh, Tom	2007-09	C	47	18	1	2	3	4
	Selected in the sixth round (182nd overall) of the 2001 NHL Entry Draft. Became free agent, July 1, 2009.							
Cheechoo, Jonathan	2002-09	RW	14	440	165	126	291	304
	Selected in the second round (29th overall) of the 1998 NHL Entry Draft. Traded to Ottawa, along with Milan Michalek and a second round selection (58th overall) in the 2010 NHL Entry Draft, in exchange for Dany Heatley and a fifth round selection (136th overall, Isaac MacLeod) in the 2010 NHL Entry Draft, Sept. 12, 2009.							
Clowe, Ryane	2005-13	LW	29	423	101	170	271	567
	Selected in the sixth round (175th overall) of the 2001 NHL Entry Draft. Traded to N.Y. Rangers in exchange for a second round selection (49th overall, Gabriel Boudreau) in the 2013 NHL Draft, a third round selection (traded to Phoenix in exchange for Raffi Torres, April 3, 2013) in the 2013 NHL Draft and a fifth round selection in the 2014 NHL Draft, April 2, 2013.							
Colman, Mike	1991-93	D	34	15	0	1	1	32
	Signed as free agent, Sept. 3, 1991. Deceased, April 5, 1994.							



Ulf Dahlen

SHARKS ALL-TIME ROSTER

	YEARS	POS.	NO.	GP	G	A	PTS	PIM
Corriveau, Yvon	1992-93	LW	21/11	20	3	7	10	0
	Acquired from Washington in NHL Waiver Draft, Oct. 4, 1992. Traded to Hartford as the future considerations in Oct. 9, 1992 trade for Michel Picard, Jan. 21, 1993.							
Courtenay, Ed	1991-93	RW	39	44	7	13	20	10
	Acquired from Minnesota in Dispersal Draft, May 30, 1991. Released, Aug. 30, 1994.							
Couture, Logan*	2009-13	C	39	232	89	78	167	67
	Selected in first round (9th overall) of the 2007 NHL Entry Draft.							
Coxe, Craig	1991-92	LW	21	10	2	0	2	19
	Acquired from Vancouver in Expansion Draft, May 30, 1991. Became free agent, Sept. 21, 1992.							
Craig, Mike	1998-99, 01-02	RW	26/25	3	0	0	0	2
	Signed as free agent, July 13, 1998. Became free agent, July 1, 2000. Signed as free agent, Sept. 5, 2001. Became free agent, July 1, 2002.							
Craigwell, Dale	1991-94	C	33	98	11	18	29	28
	Selected in 10th round (199th overall) of 1991 NHL Entry Draft. Became free agent, July 1, 1995.							
Craven, Murray	1997-00	LW/C	32/22	129	16	29	45	47
	Acquired from Chicago in exchange for Petri Varis and a sixth round selection (158th overall) in the 1998 NHL Entry Draft. Contact bought out, Jan. 20, 2000.							
Cronin, Shawn	1993-95	D	44	63	0	4	4	137
	Acquired from Philadelphia in exchange for future considerations, Aug. 5, 1993. Released, Aug. 1, 1995.							
-D-								
Dahlen, Ulf	1993-97	RW	22	161	41	52	93	46
	Acquired with a seventh round selection (167th overall, Brad Mehalko) in the 1995 NHL Entry Draft from Dallas in exchange for Mike Lalor and Doug Zmolek, March 19, 1994. Traded with Michal Sykora and Chris Terreri to Chicago in exchange for Ed Belfour, Jan. 25, 1997.							
Damphousse, Vincent	1998-04	C	25	385	92	197	289	316
	Acquired from Montreal in exchange for a fifth round selection (145th overall, previously acquired from Phoenix on June 27, 1998) in the 1999 NHL Entry Draft, a first round selection (16th overall) in the 2000 NHL Entry Draft and a second round selection (53rd overall) in the 2001 NHL Entry Draft, March 23, 1999. Became free agent, July 1, 2004.							
Darche, Mathieu	2006-07	RW	49	2	0	0	0	0
	Signed as free agent, July 10, 2006. Became free agent, July 1, 2007.							

SHARKS ALL-TIME ROSTER

	YEARS	POS.	NO.	GP	G	A	PTS	PIM
Davison, Rob*	2002-08	D	5/38	176	2	12	14	238
	Selected in the fourth round (98th overall) of the 1998 NHL Entry Draft. Traded to the New York Islanders in exchange for a seventh round selection (186th overall, Jason Demers) in the 2008 NHL Entry Draft, Feb. 26, 2008. Signed as free agent, July 10, 2013							
Demers, Jason*	2009-13	D	5/60	205	11	50	61	81
	Selected in seventh round (186th overall) of the 2008 NHL Entry Draft.							
DePalma, Larry	1991-93	LW	8	20	2	6	8	41
	Signed as free agent, Aug. 30, 1991. Became free agent, July 1, 1993.							
Desjardins, Andrew*	2010-13	C	10/69	135	7	16	23	112
	Signed as free agent, June 26, 2010.							
Dimitrakos, Niko	2002-04	RW	23	134	19	34	53	83
	Selected in the fifth round (155th overall) of the 1999 NHL Entry Draft. Traded to Philadelphia on March 9, 2006 in exchange for a third round selection (85th overall) in the 2006 NHL Entry Draft. Pick was later traded to Columbus on June 24, 2006, along with a fourth round selection in 2006 (113th overall and the Sharks second round selection [53rd overall] in the 2007 NHL Entry Draft) in exchange for a second round selection in the 2006 NHL Entry Draft (36th overall, Jamie McGinn).							
Dollas, Bobby	2000-01	D	2	16	1	1	2	14
	Signed as a free agent, Nov. 4, 2001. Traded along with Johan Hedberg to Pittsburgh in exchange for Jeff Norton, March 12, 2001.							
Donovan, Shean	1994-97	RW	42	181	25	17	42	109
	Selected in second round (28th overall) of 1993 NHL Entry Draft. Traded with a first round selection (12th overall) in the 1998 NHL Entry Draft to Colorado in exchange for Mike Ricci and a second round selection (50th overall) in the 1998 NHL Entry Draft, Nov. 21, 1997. 50th overall selection in 1998 later traded to Buffalo along with Kay Whitmore in exchange for Steve Shields and a fourth round selection (104th overall, Miroslav Zalesak) in the 1998 NHL Entry Draft, June 18, 1998.							
Duchesne, Gaetan	1993-95	LW	11	117	14	25	39	44
	Acquired from Dallas in exchange for sixth round selection (132nd overall, Petri Varis — later traded back to San Jose for Dean Evason on June 26, 1993) in the 1993 NHL Entry Draft, June 20, 1993. Traded to Florida in exchange for a sixth round selection (140th, Timo Hakanen) in the 1995 NHL Entry Draft, April 7, 1995.							
-E-								
Eager, Ben	2010-11	LW	55	34	4	3	7	43
	Acquired from Atlanta in exchange for a fifth round selection (148th overall) in the 2011 NHL Entry Draft, Jan. 18, 2011. Became free agent, July 1, 2011.							
Ehrhoff, Christian	2003-09	D	10/44	341	25	107	132	244
	Selected in fourth round (108th overall) of the 2001 NHL Entry Draft. Traded to Vancouver, along with D Brad Lukowich, in exchange for D Daniel Rahimi and C Patrick White, Aug. 28, 2009.							
Ekman, Nils	2003-06	LW	28	159	43	69	112	88
	Acquired from N.Y. Rangers in exchange for Chad Wiseman, Aug. 12, 2003. Traded to Pittsburgh along with Patrick Ehelechner for a second round selection (41st overall) in the 2007 NHL Entry Draft, July 20, 2006. 41st overall pick, along with a second round selection in 2008, later traded to Washington in exchange for a first round selection in 2007 (28th overall, Nick Petrecki), June 22, 2007.							
Elik, Todd	1993-95	C	27	97	32	51	83	107
	Acquired via waivers from Edmonton, Oct. 26, 1993. Traded to St. Louis in exchange for Kevin Miller, March 26, 1995.							
Emmons, Gary	1993-94	C	9	3	1	0	1	0
	Signed as a free agent, Oct. 18, 1993. Released, Nov. 1, 1993.							



Pat Falloon

SHARKS ALL-TIME ROSTER

	YEARS	POS.	NO.	GP	G	A	PTS	PIM
Errey, Bob	1993-95, 96-97	LW	12/22	107	17	36	43	173
	Signed as free agent, Aug. 17, 1993. Traded to Detroit in exchange for a fifth round selection (130th overall, Michal Bros) in the 1995 NHL Entry Draft, Feb. 27, 1995. Claimed via waivers from Detroit, Feb. 8, 1997. Became free agent, July 1, 1997.							
Evans, Kevin	1991-92	LW	44	5	0	1	1	25
	Acquired from Minnesota in Dispersal Draft, May 30, 1991. Became free agent, July 1, 1992.							
Evason, Dean	1991-93	C	12/8	158	23	34	57	231
	Acquired from Hartford in exchange for Dan Kecmer, Oct. 2, 1991. Traded to Dallas in exchange for a sixth round pick (132nd overall, Petri Varis) in the 1993 NHL Entry Draft, June 26, 1993.							
Ewen, Todd	1996-98	RW	36	51	0	2	2	162
	Signed as free agent, July 25, 1996. Became free agent, July 1, 1998.							
-F-								
Fahey, Jim	2002-06	D	21	79	1	23	24	65
	Selected in the eighth round (212th overall) of the 1998 NHL Entry Draft. Traded to New Jersey along with Alexander Korolyuk for a first round selection (26th overall) in the 2007 NHL Entry Draft and the rights to Vladimir Malakhov, Oct. 1, 2006. 26th overall pick later traded to St. Louis along with Ville Nieminen and Jay Barriball in exchange for RW Bill Guerin, Feb. 27, 2007.							
Falloon, Pat	1991-96	RW	17	258	76	86	162	75
	Selected in first round (2nd overall) of the 1991 NHL Entry Draft. Traded to Philadelphia in exchange for rights to prospect Martin Spahnel, Philadelphia's fourth round selection (106th overall) in 1996 Entry Draft and Philadelphia's first round selection (24th overall) in the 1996 NHL Entry Draft (all of which were traded immediately to Buffalo for Doug Bodger), Nov. 16, 1995.							
Fenton, Paul	1991-92	LW	22	60	11	4	15	33
	Acquired from Hartford in exchange for Mike McHugh, Oct. 18, 1991. Released, July 23, 1992.							
Ferriero, Benn	2009-12	RW	78	92	14	8	22	25
	Signed as free agent, Sept. 1, 2009. Became free agent, July 1, 2012.							
Fibiger, Jesse	2002-03	D	53	16	0	0	0	2
	Signed as free agent, Aug. 15, 2001. Became free agent, July 1, 2004.							
Fraser, Iain	1996-97	C	28	2	0	0	0	2
	Signed as free agent, Aug. 26, 1996. Became free agent, July 1, 1997.							

SHARKS ALL-TIME ROSTER

	YEARS	POS.	NO.	GP	G	A	PTS	PIM
Friesen, Jeff	1994-01	LW/C	19/39	512	149	201	350	316
Selected in first round (11th overall) of 1994 NHL Entry Draft. Traded to Anaheim, along with Steve Shields and a second round selection (36th overall) in the 2003 NHL Entry Draft in exchange for Teemu Selanne, March 5, 2001.								
-G-								
Gaetz, Link	1991-93	D	23	48	6	6	12	326
Acquired from Minnesota in Dispersal Draft, May 30, 1991. Traded to Edmonton in exchange for a 10th round selection (240th overall, Tomas Piza) in the 1994 Entry Draft, Sept. 10, 1993.								
Galiardi, TJ	2012-13	C	21/37	50	6	9	15	20
Acquired from the Colorado Avalanche along with Daniel Winnik and a seventh round selection (207th overall, previously acquired from Anaheim, Emil Galimov) in the 2013 NHL Entry Draft in exchange for Jamie McGinn, Mike Connolly and Michael Sgarbossa, Feb. 27, 2012. Traded to Calgary in exchange for fourth round selection in the 2015 NHL Draft, July 2, 2013.								
Garpenlov, Johan	1991-95	LW	10	184	46	86	132	90
Acquired from Detroit in exchange for Bob McGill and an eighth round selection (189th overall) in the 1992 NHL Entry Draft, March 10, 1992. Traded to Florida in exchange for fifth round selection in the 1998 NHL Entry Draft (117th overall, traded to Florida in exchange for Dave Lowry, Nov. 14, 1997), March 3, 1995.								
Gaudreau, Rob	1992-95	RW	37	143	38	40	78	46
Acquired from Minnesota in Dispersal Draft, May 30, 1991. Selected by Ottawa in Waiver Draft, Jan. 18, 1995.								
Gill, Todd	1996-98	D	23	143	8	34	42	45
Acquired from Toronto in exchange for Jamie Baker and a fifth round draft selection (110th overall) in the 1996 NHL Entry Draft, June 14, 1996. Traded to St. Louis in exchange for Joe Murphy and cash considerations, March 24, 1998.								
Goc, Marcel	2005-09	C	11/57	265	20	34	54	76
Selected in the first round (20th overall) in the 2001 NHL Entry Draft. Became free agent, July 1, 2009.								
Gomez, Scott	2012-13	C	23	39	2	13	15	22
Signed as free agent, Jan. 23, 2013. Became free agent, July 5, 2013.								
Gorges, Josh	2005-07	D	6	96	1	9	10	57
Signed as free agent on Sept. 20, 2002. Traded to Montreal along with a first round selection (22nd overall) in the 2007 NHL Entry Draft for Craig Rivet and a fifth round selection (146th overall, Julien Demers) in the 2008 NHL Entry Draft, Feb. 25, 2007.								
Granato, Tony	1996-01	RW/LW	21	279	57	42	99	387
Signed as free agent, Aug. 15, 1996. Retired, Sept. 10, 2001.								
Graves, Adam	2001-03	LW	9	163	26	23	49	83
Acquired from N.Y. Rangers, along with Rich Pilon and future considerations, in exchange for Mikael Samuelsson and Christian Gosselin and a seventh round draft selection (226th overall) in the 2002 NHL Entry Draft, June 24, 2001. Became free agent, July 1, 2003.								
Grier, Mike	2006-09	RW	25	221	35	43	78	92
Signed as a free agent, July 3, 2006. Became free agent, July 1, 2009.								
Guerin, Bill	2006-07	RW	13	16	8	1	9	14
Acquired from St. Louis in exchange for Ville Nieminen, Jay Barriball and a first round selection (26th overall) in the 2007 NHL Entry Draft, Feb. 27, 2007. Became free agent, July 1, 2007.								
Guolla, Steve	1996-99	LW/C	36/17	64	16	11	27	20
Signed as free agent, Aug. 26, 1996. Traded along with Bill Houlder, Andrei Zyuzin and Shawn Burr to Tampa Bay in exchange for Niklas Sundstrom and a third round selection (74th overall) in the 2000 NHL Entry Draft, Aug. 4, 1999. 74th overall selection in 2000 later traded to Chicago, along with an additional second round selection in 2000 (49th overall) in exchange for a second round selection in 2000 (41st overall, Tero Maatta), June 24, 2000.								



Todd Harvey

SHARKS ALL-TIME ROSTER

	YEARS	POS.	NO.	GP	G	A	PTS	PIM
-H-								
Hammond, Ken	1991-92	D	6	46	5	10	15	82
Signed as free agent, Aug. 9, 1991. Traded to Vancouver for eighth round selection in the 1992 NHL Entry Draft (189th overall, traded to Detroit along with Bob McGill in exchange for Johan Garpenlov, March 10, 1992), March 9, 1992.								
Handzus, Michal	2011-13	C	26	95	8	18	26	30
Signed as a free agent, July 1, 2011. Traded to Chicago in exchange for a fourth round selection (111th overall) in the 2013 NHL Draft. 111th overall selection in the 2013 NHL Draft later traded to Chicago along with a fifth round selection in the 2014 NHL Draft in exchange for a fourth round selection (117th overall, Fredrik Bergvik) and a fifth round selection (151st overall, Gage Ausmus) in the 2013 NHL Draft.								
Hannan, Scott*	1998-07, 12-13	D	27/22/43/6	512	25	102	127	331
Selected in the first round (23rd overall) of the 1997 NHL Entry Draft. Became free agent, July 1, 2007. Acquired from Nashville in exchange for a sixth round selection (171st overall) in the 2013 NHL Draft.								
Harvey, Todd	1999-04	RW/C	13/9	301	34	49	83	335
Acquired from N.Y. Rangers, along with a fourth round selection (107th overall, Dimitri Patzold) in the 2001 NHL Entry Draft in exchange for Radek Dvorak (previously acquired from Florida in exchange for Mike Vernon and a third round selection (82nd overall) in the 2000 NHL Entry Draft), Dec. 30, 1999. Became free agent, July 1, 2004.								
Havlat, Martin*	2011-13	RW	9	79	15	30	45	52
Acquired from Minnesota in exchange for Dany Heatley, July 3, 2011.								
Hawgood, Greg	1996-97	D	4	63	6	12	18	69
Signed as free agent, Sept. 7, 1996. Became free agent, July 1, 1997.								
Heatley, Dany	2009-11	RW	15	162	65	81	146	110
Acquired from Ottawa, along with a fifth round selection (136th overall, Isaac MacLeod) in the 2010 NHL Entry Draft in exchange for Jonathan Cheechoo, Milan Michalek and a second round selection (58th overall) in the 2010 NHL Entry Draft, Sept. 12, 2009. Traded to Minnesota in exchange for Martin Havlat, July 3, 2011.								
Heins, Shawn	1997-03	D	23	81	3	7	10	105
Signed as free agent, Jan. 5, 1998. Traded to Pittsburgh in exchange for a fifth round selection (139th overall, Patrick Ehelechner) in the 2003 NHL Entry Draft, Feb. 9, 2003.								

SHARKS ALL-TIME ROSTER

	YEARS	POS.	NO.	GP	G	A	PTS	PIM
Helminen, Dwight	2009-10	RW	36	4	1	0	1	0
	Signed as free agent, July 16, 2009. Became free agent, July 1, 2010.							
Hicks, Alex	1998-99	LW	6	4	0	1	1	4
	Signed as free agent, Sept. 12, 1998. Traded to Florida with a fifth round selection (140th overall) in the 1999 NHL Entry Draft in exchange for Jeff Norton, Nov. 11, 1998.							
Hrkac, Tony	1991-92	C	10	22	2	10	12	4
	Acquired from Quebec for Greg Paslawski, May 30, 1991. Traded to Chicago for a conditional choice in 1993 Entry Draft (sixth round, 154th overall, Fredrik Oduya), Feb. 7, 1992.							
Houlder, Bill	1997-99	D	2	158	16	48	64	88
	Signed as free agent, July 9, 1997. Traded along with Andre Zyuzin, Stephen Guolla and Shawn Burr to Tampa Bay in exchange for Niklas Sundstrom and a third round selection (74th overall) in the 2000 NHL Entry Draft on Aug. 4, 1999. 74th overall selection in 2000 was later traded to Chicago, along with an additional second round selection in 2000 [49th overall] in exchange for a second round selection in 2000 [41st overall, Tero Maatta], June 24, 2000.							
Hunter, Tim	1996-97	RW	19	46	0	4	4	135
	Signed as free agent, July 25, 1996. Retired, July 1, 1997.							
Huskins, Kent	2009-11	D	40	132	5	27	32	59
	Acquired from Anaheim along with Travis Moen in exchange for Nick Bonino, Timo Pielmeier and a fourth round selection (108th overall) in the 2012 NHL Entry Draft, March 4, 2009. Became free agent, July 1, 2011.							
Hyvonen, Hannes	2001-02	RW	50	6	0	0	0	0
	Selected by San Jose in the ninth round (257th overall) of the 1999 NHL Entry Draft. Traded to Florida in exchange for a seventh round selection (201st overall, Jonathan Tremblay) in the 2003 NHL Entry Draft, July 16, 2002.							
-I-J-								
Iafrate, Al	1996-98	D	43	59	8	16	24	119
	Acquired from Boston for Jeff Odgers and a fifth round selection in the 1996 NHL Entry Draft (132nd overall, previously acquired from Pittsburgh in exchange for Kevin Miller, March 20, 1996), June 21, 1996. Selected by Nashville in Expansion Draft, June 26, 1998.							
Iggulden, Mike	2007-08	C	46	1	0	0	0	0
	Signed as a free agent, Jan. 16, 2006. Became free agent, July 1, 2008.							
Irwin, Matt*	2012-13	D	52	38	6	6	12	10
	Signed as a free agent, March 23, 2010.							
Jakopin, John	2002-03	D	4	12	0	0	0	11
	Signed as a free agent, Sept. 5, 2002. Became free agent, July 1, 2003.							
Janney, Craig	1994-96	C	15	98	18	64	82	36
	Acquired from St. Louis in exchange for Jeff Norton and a third round selection (55th overall) in the 1997 NHL Entry Draft, March 6, 1995. Traded to Winnipeg in exchange for Darren Turcotte and a second round selection (31st overall) in the 1996 NHL Entry Draft, March 18, 1996. 31st overall selection in 1996 later traded to Chicago, along with an additional 1996 second round selection (46th overall, previously acquired from Detroit on March 16, 1996) in exchange for a 1996 first round selection (21st overall, Marco Sturm), June 22, 1996.							
Jillson, Jeff	2001-03	D	5	74	5	19	24	38
	Selected by San Jose in the first round (14th overall) 1999 NHL Entry Draft. Traded to Boston along with Jeff Hackett in exchange for Kyle McLaren and a fourth round selection (126th overall, Torrey Mitchell) in the 2004 NHL Entry Draft, Jan. 23, 2003. Hackett previously acquired from Montreal in exchange for Niklas Sundstrom and a third round selection (95th overall) in the 2004 NHL Entry Draft.							
Joslin, Derek	2008-11	D	65	53	1	6	7	26
	Selected by San Jose in the fifth round (149th overall) of the 2005 NHL Entry Draft. Traded to Carolina in exchange for future considerations, Feb. 18, 2011.							



SHARKS ALL-TIME ROSTER

	YEARS	POS.	NO.	GP	G	A	PTS	PIM
-K-								
Kaspar, Lukas	2007-09	LW	43	16	2	2	4	8
	Selected in the the first round (22nd overall) of the 2004 NHL Entry Draft. Became free agent, July 1, 2009.							
Kearns, Bracken*	2012-13	C	38	1	0	0	0	0
	Signed as free agent, July 2, 2012.							
Kennedy, Tim	2012-13	LW	46	13	2	0	2	2
	Acquired from Florida in exchange for Sean Sullivan, Jan. 26, 2012. Became free agent, July 5, 2013.							
Kisio, Kelly	1991-93	C	11	126	37	78	115	144
	Acquired from Minnesota in exchange for Shane Churla, June 3, 1991. Became free agent, July 1, 1993.							
Kolstad, Dean	1991-93	D	29	10	0	2	2	12
	Acquired from Minnesota in Dispersal Draft, May 30, 1991. Became free agent, July 1, 1993.							
Korolyuk, Alexander	1997-06	LW/RW	94/27/15/48	296	62	80	142	140
	Selected in sixth round (141st overall) of the 1994 NHL Entry Draft. Selected in sixth round (141st overall) of the 1994 NHL Entry Draft. Traded to New Jersey, along with Jim Fahey, in exchange for Vladimir Malakhov and a first round selection (26th overall, later traded to St. Louis) in the 2007 NHL Entry Draft, Oct. 1, 2006.							
Kozlov, Viktor	1994-97	C/LW	25/47	174	29	40	69	50
	Selected in first round (sixth overall) of the 1993 NHL Entry Draft. Traded to Florida in exchange for a first round selection in the 1998 NHL Entry Draft, Nov. 14, 1997. Tampa Bay later acquired the right to swap 1998 first round picks with San Jose, along with Andrei Zyuzin, in exchange for Bryan Marchment and David Shaw on March 24, 1998. Florida won the 1998 NHL Lottery and the first round draft selection acquired by San Jose from Florida became first overall, which Tampa swapped with San Jose for the second overall pick in 1998. San Jose then traded the 1998 second overall pick to Nashville, along with a 1998 third round selection (85th overall [previously acquired from New Jersey, in exchange for Vlastimil Kroupa, Aug. 22, 1997]) in exchange for the 1998 third overall selection (Brad Stuart) and a second round selection (29th overall, Jonathan Cheechoo) in the 1998 NHL Entry Draft, June 27, 1998.							
Kraft, Ryan	2002-03	C	41	7	0	1	1	0
	Selected in the eighth round (194th overall) of the 1995 NHL Entry Draft. Became free agent, July 1, 1998. Signed as free agent, Aug. 11, 2000. Became free agent, July 1, 2003.							
Kravets, Mikhail	1991-93	RW	7/40	2	0	0	0	0
	Selected in 12th round (243rd overall) of 1991 NHL Entry Draft. Became free agent, July 1, 1994.							
Kroupa, Vlastimil	1993-97	D	44/26	103	4	18	22	66
	Selected in second round (45th overall) of 1993 NHL Entry Draft. Traded to New Jersey in exchange for a third round selection (85th overall) in the 1998 NHL Entry Draft, Aug. 22, 1997. 85th overall selection in 1998 later traded to Nashville, along with a first round selection in the 1998 NHL Entry Draft (second overall), in exchange for a first round selection in the 1998 NHL Entry Draft (third overall, Brad Stuart) and a second round selection in the 1998 NHL Entry Draft (29th overall, Jonathan Cheechoo), June 27, 1998.							
Kruse, Paul	2000-01	LW	29	1	0	0	0	5
	Signed as free agent, Sept. 10, 2000. Became free agent, July 1, 2001.							
Kyte, Jim	1994-96	D	2	75	3	12	15	179
	Signed as free agent, March 30, 1995. Became free agent, July 1, 1996.							
-L-								
Lalor, Mike	1993-94	D	5/18	23	0	2	2	8
	Signed as free agent, Aug. 16, 1993. Traded to Dallas with Doug Zmolek in exchange for Ulf Dahlén, March 19, 1994.							



Igor Larionov

SHARKS ALL-TIME ROSTER

	YEARS	POS.	NO.	GP	G	A	PTS	PIM
Langfeld, Josh	2005-06	RW	24	39	2	9	11	16
	Signed as a free agent, Sept. 12, 2005. Claimed on waivers by Boston, Jan. 31, 2006.							
Lappin, Peter	1991-92	RW	26	1	0	0	0	0
	Acquired from Minnesota in Dispersal Draft, May 30, 1991. Became free agent, Sept. 1, 1992.							
Larionov, Igor	1993-95	C	7	97	23	59	82	54
	Acquired from Vancouver in 1992 NHL Waiver Draft. Traded to Detroit in exchange for Ray Sheppard, Oct. 24, 1995.							
Lawton, Brian	1991-93	C	9	80	17	30	47	54
	Signed as free agent, Aug. 9, 1991. Traded to New Jersey in exchange for future considerations, Jan. 26, 1993.							
Leach, Jay	2009-11	D	28	28	1	1	2	20
	Claimed off waivers from Montreal, Dec. 1, 2009. Traded to New Jersey along with Steven Zalewski in exchange for Patrick Davis and Mike Swift, Feb. 9, 2011.							
Lemieux, Claude	2008-09	RW	32	18	0	1	1	21
	Signed as free agent, Dec. 28, 2008. Retired, July 8, 2009.							
Lessard, Rick	1991-93	D	13	8	0	2	2	16
	Acquired from Calgary in Expansion Draft, May 30, 1991. Traded to Vancouver for Robin Bawa, Dec. 15, 1992.							
LiPuma, Chris	1996-97	D	26	8	0	0	0	22
	Signed as free agent, Aug. 26, 1996. Became free agent, July 1, 1997.							
Lindsay, Bill	2000-01	LW	12	16	0	4	4	29
	Acquired from Calgary in exchange for an eighth round selection in the 2001 NHL Entry Draft (233rd overall, previously acquired from Minnesota along with future considerations [protection of Evgeni Nabokov in the 2000 NHL Expansion Draft] in exchange for Andy Sutton, a seventh round selection [214th overall] in the 2000 NHL Entry Draft and a third round selection [85th overall] in the 2001 NHL Entry Draft on June 12, 2000), March 6, 2001. Became free agent, July 1, 2001.							
Lowry, Dave	1997-00	LW	26/15	143	11	17	28	93
	Acquired from Florida in exchange for fifth round selection in the 1998 NHL Entry Draft (117th overall, previously acquired from Florida in exchange for Johan Garpenlov, March 3, 1995), Nov. 13, 1997. Became free agent, July 1, 2000.							



SHARKS ALL-TIME ROSTER

	YEARS	POS.	NO.	GP	G	A	PTS	PIM
Loyns, Lynn	2002-04	LW/C	26	21	3	0	3	19
	Signed as free agent, Oct. 3, 2001. Traded to Calgary in exchange for a fifth round selection (152nd overall, traded to Florida on June 27, 2004) in the 2004 NHL Entry Draft and future considerations, Jan. 9, 2004.							
Lukowich, Brad	2008-09	D	37	58	0	8	8	12
	Acquired from Tampa Bay along with Dan Boyle in exchange for Matt Carle, Ty Wishart, a first round selection in the 2009 NHL Entry Draft (26th overall) and a fourth round selection (118th overall) in the 2010 NHL Entry Draft on July 4, 2008. Traded to Vancouver, along with D Christian Ehrhoff, in exchange for D Daniel Rahimi and C Patrick White, Aug. 28, 2009.							
	-M-							
MacLean, John	1997-98	RW	15	51	13	19	32	28
	Acquired with Ken Sutton from New Jersey in exchange for Doug Bodger and Dody Wood, Dec. 7, 1997. Became free agent, July 1, 1998.							
MacLeod, Pat	1991-93	D	38	50	5	12	17	14
	Acquired from Minnesota in Dispersal Draft, May 30, 1991. Became free agent, July 1, 1993.							
Makarov, Sergei	1993-95	RW	24	123	40	52	92	118
	Acquired from Hartford as future considerations of June 26, 1993 trade, Aug. 6, 1993. Removed from NHL roster, Sept. 30, 1995.							
Maley, David	1992-94	LW	25	62	1	6	7	156
	Claimed off waivers from Edmonton, Jan. 1, 1993. Traded to N.Y. Islanders in exchange for future considerations, Jan. 24, 1994.							
Malhotra, Manny	2009-10	C	27	71	14	19	33	41
	Signed as free agent, Sept. 23, 2009. Became free agent, July 1, 2010.							
Marchment, Bryan	1997-03	D	27	334	15	53	66	706
	Acquired with David Shaw in exchange for Andrei Nazarov and Tampa Bay's option to swap first round picks in the 1998 NHL Entry Draft, March 24, 1998. Traded to Colorado in exchange for third (97th overall) and fifth round (163rd overall) selections in the 2003 NHL Entry Draft, March 8, 2003. 97th overall selection in 2003 traded to Calgary, along with a fifth round selection (143rd overall) and a sixth round selection (173rd overall) in the 2003 NHL Entry Draft in exchange for a second round selection (47th overall, Matthew Carle) in the 2003 NHL Entry Draft on June 21, 2003. 163rd overall selection in 2003 NHL Entry Draft traded back to Colorado in exchange for Scott Parker, June 21, 2003.							
Marleau, Patrick*	1997-13	LW/C	12/14	1165	404	457	861	391
	Selected in first round (second overall) of the 1997 NHL Entry Draft.							
Marshall, Jason	2003-04	D	6	12	0	2	2	8
	Acquired from Minnesota in exchange for fifth round selection (161st overall) in 2004 NHL Entry Draft, March 3, 2004. Became free agent, July 1, 2004.							
Mashinter, Brandon	2010-12	LW	72	13	0	0	0	17
	Signed as free agent, March 3, 2009. Traded to N.Y. Rangers in exchange for Tommy Grant and a conditional seventh round selection in the 2014 NHL Draft.							
Matteau, Stephane	1997-02	RW/LW	32/37	345	55	64	119	241
	Acquired from St. Louis in exchange for Darren Turcotte, July 25, 1997. Became free agent, July 1, 2002.							
Mayers, Jamal	2010-11	RW	10	78	3	11	14	124
	Signed as free agent, Aug. 4, 2010. Became free agent, July 1, 2011.							
McCarthy, John*	2009-11	LW	43	51	2	2	4	18
	Selected in the seventh round (202nd overall) of the 2006 NHL Entry Draft.							
McCauley, Alyn	2002-06	C/LW	10	174	35	48	83	62
	Acquired from Toronto along with Brad Boyes and a first round selection (21st overall) in the 2003 NHL Entry Draft in exchange for Owen Nolan, March 5, 2003. 21st overall selection in 2003 later traded to Boston, along with a second round selection (66th overall) and a fourth round selection (107th overall) in the 2003 NHL Entry Draft in exchange for a first round selection (16th overall, Steve Bernier) in the 2003 NHL Entry Draft, June 21, 2003. Became a free agent, July 1, 2006.							



Kyle McLaren

SHARKS ALL-TIME ROSTER

	YEARS	POS.	NO.	GP	G	A	PTS	PIM
McDonough, Hubie	1992-93	C	27	30	6	2	8	6
	Acquired from N.Y. Islanders in exchange for cash considerations, Aug. 31, 1992. Became free agent, June 10, 1993.							
McGill, Bob	1991-92	D	25	62	3	1	4	70
	Acquired from Chicago in Expansion Draft, May 30, 1991. Traded to Detroit, along with an eighth round draft selection (189th overall) in the 1992 NHL Entry Draft in exchange for Johan Garpenlov, March 10, 1992.							
McGillis, Dan	2002-03	D	3	37	3	13	16	30
	Acquired from Philadelphia in exchange for Marcus Ragnarsson, Dec. 6, 2001. Traded to Boston in exchange for a second round selection (50th overall) in the 2003 NHL Entry Draft, March 11, 2003. 50th overall selection in 2003 later traded to the N.Y. Rangers, along with a third round selection in the 2003 NHL Entry Draft (75th overall), in exchange for a second round selection (43rd overall, Joshua Hennessy) in the 2003 NHL Entry Draft, June 21, 2003.							
McGinn, Jamie	2008-12	LW	64	204	27	22	49	99
	Selected in second round (36th overall) of the 2006 NHL Entry Draft. Traded to Colorado along with Mike Connolly and Michael Sgarbossa in exchange for Daniel Winnik, TJ Galiardi and a seventh round selection (207th overall, previously acquired from Anaheim, Emil Galimov) in the 2013 NHL Entry Draft, Feb. 27, 2012.							
McHugh, Mike	1991-92	LW	22	8	1	0	1	14
	Acquired from Minnesota in Dispersal Draft, May 30, 1991. Traded to Hartford in exchange for Paul Fenton, Oct. 18, 1991.							
McLaren, Frazer	2009-13	LW	68/38	40	1	5	6	85
	Selected in the seventh round (203rd overall) of the 2007 NHL Entry Draft. Claimed by Toronto via waivers, Jan. 31, 2013.							
McLaren, Kyle	2002-08	D	4	302	12	71	83	301
	Acquired from Boston along with a fourth round selection (126th overall, Torrey Mitchell) in the 2004 NHL Entry Draft in exchange for Jeff Jillson and Jeff Hackett, Jan. 23, 2003. Hackett was previously acquired from Montreal on Jan. 23, 2003 in exchange for Niklas Sundstrom and a third round selection (95th overall) in the 2004 NHL Entry Draft. Became free agent, July 1, 2009.							
McLean, Jeff	1993-94	C	43	6	1	0	1	0
	Selected by San Jose in 1991 Supplemental Draft (first overall). Became free agent, July 1, 1994.							
McSorley, Marty	1996-98	D	33	113	6	22	28326	
	Acquired from N.Y. Rangers in exchange for Jayson More, Brian Swanson and a fourth round selection in the 1997 NHL Entry Draft (82nd overall), Aug. 20, 1996. Became free agent, July 1, 1998.							



SHARKS ALL-TIME ROSTER

	YEARS	POS.	NO.	GP	G	A	PTS	PIM
Michalek, Milan	2003-09	LW	9	317	91	123	214	184
	Selected in first round (sixth overall) of the 2003 NHL Entry Draft. Traded to Ottawa, along with RW Jonathan Cheechoo and a second round selection (58th overall) in the 2010 NHL Entry draft, in exchange for LW Dany Heatley and a fifth round selection (136th overall, Isaac MacLeod) in the 2010 NHL Entry Draft, Sept. 12, 2009.							
Miller, Kevin	1994-96	RW/LW	8/12	89	28	27	55	54
	Acquired from St. Louis in exchange for Todd Elik, March 23, 1995. Traded to Pittsburgh in exchange for a fifth round selection in the 1996 NHL Entry Draft (132nd overall, traded to Boston with Jeff Odgers in exchange for Al Iafra on June 21, 1996), March 20, 1996.							
Miller, Kip	1993-94	C	20	11	2	2	4	6
	Signed as free agent, Aug. 10, 1993. Became free agent July 1, 1994.							
Mitchell, Torrey	2007-12	C	17	280	30	43	73	152
	Selected by San Jose in the fourth round (126th overall) of the 2004 NHL Entry Draft. Became free agent, July 1, 2012.							
Moen, Travis	2008-09	LW	24	19	3	2	5	14
	Acquired from Anaheim along with Kent Huskins in exchange for Nick Bonino, Timo Pielmeier and a fourth round selection (108th overall) in the 2012 NHL Draft, March 4, 2009. Became free agent, July 1, 2009.							
Montgomery, Jim	2000-01	C	26	28	1	6	7	19
	Signed as free agent, Aug. 14, 2000. Became free agent, July 1, 2001.							
Moore, Dominic	2012	C	18	23	0	6	6	6
	Acquired from Tampa Bay along with a seventh round selection (191st overall) in the 2012 NHL Draft in exchange for a second round selection (37th overall, previously acquired from Minnesota), Feb. 16, 2012. 191st selection later traded with a fourth round selection (111th overall) in 2013 to Chicago in exchange for a fourth round selection (109th overall, Christophe Lalancette) in the 2012 NHL Draft. Became free agent, July 1, 2012.							
Moore, Mike	2010-12	D	55	6	1	0	1	7
	Signed as free agent, April 8, 2010. Became free agent, July 1, 2012.							
More, Jay	1991-96	D	4	287	12	38	50	545
	Acquired from Montreal in Expansion Draft, May 30, 1991. Traded with Brian Swanson and a fourth round selection (82nd overall) in the 1997 NHL Entry Draft to N.Y. Rangers for Marty McSorley, Aug. 20, 1996.							
Morris, Jon	1992-93	C	9	13	0	3	3	6
	Claimed via waivers from New Jersey, March 13, 1993. Traded to Boston in exchange for future considerations, Oct. 29, 1993.							
Mullen, Brian	1991-92	LW	19	72	18	28	46	66
	Acquired from N.Y. Rangers in exchange for Tim Kerr, May 30, 1991. Traded to N.Y. Islanders in exchange for rights to Marcus Thuresson, Aug. 24, 1992.							
Murphy, Joe	1997-99	RW	17	86	30	27	57	87
	Acquired with cash considerations from St. Louis in exchange for Todd Gill, March 24, 1998. Became free agent, July 1, 1999.							
Murray, Andrew	2011-12	LW	28	39	1	3	4	4
	Signed as a free agent, July 19, 2011. Traded with a seventh round selection in the 2014 NHL Draft to Detroit in exchange for Brad Stuart, June 10, 2012.							
Murray, Douglas	2005-13	D	3/41	451	6	53	59	361
	Selected in the eighth round (241st overall) in the 1999 NHL Entry Draft. Traded to Pittsburgh in exchange for a second round selection (58th overall) in the 2013 NHL Draft and a second round selection in the 2014 NHL Draft, March 25, 2013. 58th overall selection in 2013 later traded to Detroit along with a first round selection (20th overall) in the 2013 NHL Draft in exchange for a first round selection (18th overall, Mirco Mueller) in the 2013 NHL Draft, June 30, 2013.							
Myhres, Brantt	1998-00	RW	33	43	1	1	2	213
	Signed as free agent, Sept. 11, 1998. Became free agent, July 1, 2000.							



Jeff Norton

SHARKS ALL-TIME ROSTER

	YEARS	POS.	NO.	GP	G	A	PTS	PIM
-N-O-								
Nazarov, Andrei	1993-98	LW	62/23	169	23	28	51	490
	Selected in first round (10th overall) of the 1992 NHL Entry Draft. Traded to Tampa Bay with the option to swap first round selections with San Jose in the 1998 NHL Entry Draft in exchange for Bryan Marchment and David Shaw, March 24, 1998.							
Nichol, Scott	2009-11	C	21	135	8	18	26	122
	Signed as free agent, July 15, 2009. Became free agent, July 1, 2011.							
Nicholls, Bernie	1996-98	C	9	135	18	57	75	93
	Signed as free agent, July 30, 1996. Retired, Nov. 22, 1998.							
Nieminen, Ville	2005-07	LW	15	52	4	5	9	24
	Acquired from New York Rangers in exchange for a third round selection (83rd overall) in the 2006 NHL Entry Draft, March 8, 2006. Traded to St. Louis along with Jay Barriball and a first round selection (26th overall) in the 2007 NHL Entry Draft in exchange for Bill Guerin, Feb. 27, 2007.							
Nolan, Owen	1995-03	RW	11	568	206	245	451	934
	Acquired from Colorado in exchange for Sandis Ozolinsh, Oct. 26, 1995. Traded to Toronto in exchange for Alyn McCauley, Brad Boyes and a first round selection (21st overall) in the 2003 NHL Entry Draft, March 5, 2003. 21st overall selection in 2003 later traded to Boston, along with a second round selection (66th overall) and a fourth round selection (107th overall) in the 2003 NHL Entry Draft in exchange for a first round selection (16th overall, Steve Bernier) in the 2003 NHL Entry Draft, June 21, 2003.							
Norton, Jeff	1993-95 , 98-00, 00-01	D	5/8	225	12	81	91	74
	Acquired from N.Y. Islanders in exchange for a third round selection (63rd overall) in the 1994 NHL Entry Draft, June 20, 1993. Traded to St. Louis along with a third round selection (55th overall) in the 1997 NHL Entry Draft in exchange for Craig Janney, March 6, 1995. Acquired from Florida in exchange for Alex Hicks and a fifth round selection (140th overall) in the 1999 NHL Entry Draft, Nov. 11, 1998. Became free agent, July 1, 2000. Acquired from Pittsburgh in exchange for Bobby Dollas and Johan Hedberg, March 12, 2001. Became free agent, July 1, 2001.							
Odgers, Jeff	1991-96	RW	36	334	48	34	82	1001
	Signed as free agent, Sept. 3, 1991. Traded to Boston with a fifth round selection in the 1996 NHL Entry Draft (132nd overall, previously acquired from Pittsburgh in exchange for Kevin Miller, March 20, 1996) in exchange for Al Iafrate, June 21, 1996.							
Ortmeyer, Jed	2009-10	RW	41	76	8	11	19	37
	Signed as free agent, July 16, 2009. Became free agent, July 1, 2010.							
Otevre, Jaroslav	1992-94	LW	50/42	16	3	4	72	
	Selected in seventh round (133rd overall) of the 1991 NHL Entry Draft. Became a free agent, July 1, 1994.							



SHARKS ALL-TIME ROSTER

	YEARS	POS.	NO.	GP	G	A	PTS	PIM
Ozolinsh, Sandis	1992-95, 07-08	D	24/6	212	46	86	132	122
Selected in second round (30th overall) of the 1991 NHL Entry Draft. Traded to Colorado in exchange for Owen Nolan, Oct. 26, 1995. Signed as a free agent, Nov. 2, 2007. Became free agent, July 1, 2008.								
-P-								
Parker, Scott	2003-07	RW	27	71	2	3	5	161
Acquired from Colorado in exchange for a fifth round selection (163rd overall) in 2003 NHL Entry Draft, June 21, 2003. Traded to Colorado in exchange for a sixth round selection (170th overall) in the 2008 NHL Entry Draft, Feb. 27, 2007. 170th selection in 2008 later traded back to Colorado, along with fourth (113th) and fifth (143rd) selections in the 2007 NHL Entry Draft in exchange for a third round selection (91st, Tyson Sexsmith) in the 2007 NHL Entry Draft, June 23, 2007.								
Pavelich, Mark	1991-92	C	16	2	0	1	1	4
Signed as free agent, Aug. 9, 1991. Released, Oct. 8, 1991.								
Pavelski, Joe*	2006-13	C	8/53	479	150	186	336	183
Selected in the seventh round (205th overall) of the 2003 NHL Entry Draft.								
Pederson, Mark	1992-93	LW	18	27	7	3	10	22
Acquired from Philadelphia in exchange for Dave Snuggerud, Dec. 19, 1992. Released, Aug. 10, 1993.								
Pederson, Tom	1991-96	D	41	225	19	47	66	133
Acquired from Minnesota in Dispersal Draft, May 30, 1991. Became free agent, July 1, 1996.								
Pelech, Matt*	2012-13	RW	42	2	0	0	0	7
Signed as free agent, July 6, 2011.								
Peltonen, Ville	1995-97	LW	37	59	4	14	18	14
Selected in third round (58th overall) of 1993 NHL Entry Draft. Traded to Nashville in exchange for a fifth round selection in the 1998 NHL Entry Draft (116th overall), June 26, 1998. 116th overall selection in 1998 later traded to Phoenix for a fifth round selection (145th overall) in the 1999 NHL Entry Draft, June 27, 1998. 145th overall selection in 1999 later traded to Montreal on March 23, 1999 as part of Vincent Damphousse deal.								
Petrecki, Nick*	2012-13	D	54	1	0	0	0	0
Selected in the first round (28th overall) of the 2007 NHL Entry Draft.								
Picard, Michel	1992-93	LW	44	25	4	0	4	24
Acquired from Hartford in exchange for future considerations, Oct. 9, 1992. Became free agent, July 1, 1993.								
Plihal, Tomas	2006-09	LW	39	89	7	9	16	26
Selected in the fifth round (140th overall) of the 2001 NHL Entry Draft. Became free agent, July 1, 2009.								
Potomski, Barry	1997-98	LW	24	9	0	1	1	30
Signed as free agent, Aug. 15, 1997. Became free agent, July 1, 1998.								



Sandis Ozolinsh

SHARKS ALL-TIME ROSTER

	YEARS	POS.	NO.	GP	G	A	PTS	PIM
Presley, Wayne	1991-92	RW	7	47	8	14	22	76
	Acquired from Chicago in exchange for third round selection (54th overall) in the 1993 NHL Entry Draft, Sept. 20, 1991. Traded to Buffalo in exchange for Dave Snuggerud, March 9, 1992.							
Primeau, Wayne	2002-06	C	15	100	15	24	39	107
	Acquired from Pittsburgh in exchange for Matt Bradley, March 11, 2003. Traded to Boston along with Brad Stuart and Marco Sturm in exchange for Joe Thornton, Nov. 30, 2005.							
Preissing, Tom	2003-06	D	42	143	13	49	62	38
	Signed as a free agent, April 4, 2003. Traded to Chicago along with Josh Hennessy in exchange for Mark Bell, July 10, 2006.							
-Q-								
Quintin, J.F.	1991-93	LW	28	22	5	5	10	4
	Acquired from Minnesota in Dispersal Draft, May 30, 1991. Became free agent, June 10, 1993.							
-R-S-								
Racine, Yves	1995-96	D	34	32	1	16	17	28
	Claimed off waivers from Montreal, Jan. 23, 1996. Traded to Calgary for future considerations, Dec. 18, 1996.							
Ragnarsson, Marcus	1995-03	D	10/33	519	28	125	153	392
	Selected by San Jose in the fifth round (99th overall) of 1992 NHL Entry Draft. Traded to Philadelphia in exchange for Dan McGillis, Dec. 6, 2003.							
Rathje, Mike	1993-04	D	2/40	671	27	128	155	439
	Selected by San Jose in first round (third overall) of the 1992 NHL Entry Draft. Became free agent, Aug. 1, 2005.							
Ricci, Mike	1997-04	C	18	529	101	162	263	355
	Acquired from Colorado, along with a second round selection (50th overall) in the 1998 NHL Entry Draft in exchange for Shean Donovan and a first round selection (12th overall) in the 1998 NHL Entry Draft, Nov. 21, 1997. 50th overall selection in 1998 later traded to Buffalo, along with Kay Whitmore in exchange for Steve Shields and a fourth round selection (104th overall, Miroslav Zalesak), June 18, 1998. Became free agent, July 1, 2004.							
Rissmiller, Patrick	2003-08	C	34	180	18	27	45	60
	Signed as a free agent, June 30, 2003. Became free agent, July 1, 2008.							
Rivet, Craig	2006-08	D	52	91	6	37	43	116
	Acquired from Montreal along with a fifth round selection (146th overall, Julien Demers) in the 2008 NHL Entry Draft in exchange for Josh Gorges and the Sharks first round selection (22nd overall) in the 2007 NHL Entry Draft, Feb. 25, 2007. Traded to Buffalo along with a seventh round selection (208th overall) in the 2010 NHL Entry Draft in exchange for second round selections in the 2009 (43rd overall, William Wrenn) and 2010 (53rd overall, later traded to Carolina for Niclas Wallin, Feb. 7, 2010) NHL Entry Drafts, July 4, 2008.							
Roenick, Jeremy	2007-09	C	27	69	14	19	33	26
	Signed as a free agent, Sept. 4, 2007. Retired, Aug. 6, 2009.							
Rouse, Bob	1998-00	D	3	96	0	12	12	63
	Signed as free agent, July 13, 1998. Contract bought out, Jan. 5, 2000.							
Samuelsson, Mikael	2000-01	RW	28	4	0	0	0	0
	Selected by San Jose in the fifth round (145th overall) in the 1998 NHL Entry Draft. Traded to N.Y. Rangers with Christian Gosselin and a seventh round selection (226th) in the 2002 NHL Entry Draft in exchange for Adam Graves, Rich Pilon and future considerations, June 24, 2001.							
Scremin, Claudio	1991-93	D	45	17	0	1	1	29
	Signed as free agent, Sept. 3, 1991. Became free agent, July 1, 1993.							
Selanne, Teemu	2000-03	RW/LW	8	176	64	67	131	70
	Acquired from Anaheim in exchange for Jeff Friesen, Steve Shields and a second round selection (36th overall) in the 2003 NHL Entry Draft, March 5, 2001. Became free agent, July 1, 2003.							
Semenov, Alexei	2007-09	D/F	21	69	2	10	12	93
	Signed as a free agent, July 27, 2007. Became free agent, July 1, 2009.							



SHARKS ALL-TIME ROSTER

	YEARS	POS.	NO.	GP	G	A	PTS	PIM
Setoguchi, Devin	2007-11	RW	16	267	84	75	159	89
	Selected in the first round (eighth overall) in the 2005 NHL Entry Draft. Traded to Minnesota along with Charlie Coyle and a first round selection (28th overall) in the 2011 NHL Entry Draft in exchange for Brent Burns and a second round selection (37th overall) in the 2012 NHL Entry Draft, June 24, 2011. 37th selection in 2012 later traded to Tampa Bay in exchange for Dominic Moore and a seventh round selection (191st overall, later traded to Chicago) in the 2012 NHL Draft, Feb. 16, 2012.							
Shelley, Jody	2007-10	LW	45	137	3	11	14	285
	Acquired from Columbus in exchange for a sixth round selection (177th overall) in the 2009 NHL Entry Draft. Traded to the New York Rangers in exchange for a sixth round selection (166th overall, Daniil Sobchenko) in the 2011 NHL Entry Draft, Feb. 12, 2010.							
Sheppard, James*	2012-13	C	15	32	1	13	4	12
	Acquired from Minnesota in exchange for a third round selection (81st overall) in the 2013 NHL Draft.							
Sheppard, Ray	1995-96	RW	26	51	27	19	46	10
	Acquired from Detroit in exchange for Igor Larionov, Oct. 24, 1995. Traded to Florida along with a fourth round selection (82nd overall) in the 1996 NHL Entry Draft in exchange for a second round selection (46th overall) and a fourth round selection (102nd overall, Matt Bradley) in the 1996 NHL Entry Draft, March 16, 1996. The 46th overall selection in 1996 was later traded to Chicago, along with an additional second round selection (31st overall, previously acquired from Winnipeg in a March 18, 1996 trade) in exchange for a first round selection in the 1996 NHL Entry Draft (21st overall, Marco Sturm), June 22, 1996.							
Skalde, Jarrod	1997-99	C	8	38	5	7	12	18
	Signed as free agent, Aug. 13, 1997. Claimed off waivers by Chicago, Jan. 8, 1998. Claimed off waivers from Chicago, Jan. 22, 1998. Claimed off waivers by Dallas, Jan. 17, 1998. Claimed off waivers from Chicago, March 6, 1998. Became a free agent, July 1, 2000.							
Skriko, Petri	1992-93	C	26	17	4	3	7	6
	Signed as free agent, Aug. 27, 1992. Placed on waivers for purposes of unconditional release, Nov. 30, 1992.							
Smith, Mark	2000-07	C	16	323	22	44	66	398
	Selected by San Jose in the ninth round (219th overall) in the 1997 NHL Entry Draft. Became a free agent, July 1, 2007.							
Snuggerud, Dave	1991-93	LW	18	36	4	6	10	18
	Acquired from Buffalo in exchange for Wayne Presley, March 9, 1992. Traded to Philadelphia in exchange for Mark Pederson, Dec. 19, 1992.							
Staubitz, Brad	2008-10	RW	59	82	4	5	9	186
	Signed as free agent, Sept. 19, 2005. Traded to Minnesota in exchange for a fifth round selection (129th overall, Freddie Hamilton) in the 2010 NHL Entry Draft, June 21, 2010.							
Stern, Ron	1998-00	RW	22	145	11	14	25	309
	Signed as free agent, Aug. 25, 1998. Retired, Sept. 22, 2000.							
Stevenson, Grant	2005-06	RW	37/55	47	10	12	22	14
	Signed as free agent, April 18, 2003. Became free agent, July 1, 2007.							
Stuart, Brad*	1999-06, 2012-13	D	7	425	36	123	159	246
	Selected by San Jose in the first round (third overall) of the 1998 NHL Entry Draft. Traded to Boston along with Wayne Primeau and Marco Sturm in exchange for Joe Thornton, Nov. 30, 2005. Acquired by San Jose from Detroit in exchange for Andrew Murray and a seventh round selection in the 2014 NHL Draft, June 10, 2012.							
Sturm, Marco	1997-06	LW/C	19	553	128	145	273	242
	Selected by San Jose in the first round (21st overall) of the 1996 NHL Entry Draft. Traded to Boston along with Wayne Primeau and Brad Stuart in exchange for Joe Thornton, Nov. 30, 2005.							
Sullivan, Mike	1991-93	C	47	171	16	21	37	49
	Signed as free agent, Aug. 9, 1991. Claimed by Calgary via waivers, Jan. 6, 1994.							



Gary Suter

SHARKS ALL-TIME ROSTER

	YEARS	POS.	NO.	GP	G	A	PTS	PIM
Sundstrom, Niklas	1999-03	RW	24	281	33	104	137	1 2 2
Acquired from Tampa Bay along with a third round selection (74th overall) in the 2000 NHL Entry Draft, in exchange for Andrei Zyuzin, Bill Houlder, Steve Guolla and Shawn Burr, Aug. 4, 1999. 74th overall selection in 2000 was later traded to Chicago, along with an additional second round selection in 2000 (49th overall) in exchange for a second round selection in 2000 (41st overall, Tero Maatta), June 24, 2000. Traded to Montreal along with a third round selection (95th overall) in the 2004 NHL Entry Draft in exchange for Jeff Hackett, Jan. 23, 2003. Hackett immediately traded to Boston along with Jeff Jillson in exchange for Kyle McLaren and a fourth round selection (126th overall, Torrey Mitchell) in the 2004 NHL Entry Draft.								
Suter, Gary	1998-02	D	20	227	22	79	101	193
Acquired rights from Chicago on June 27, 1998 in exchange for a ninth round selection (240th overall) in the 1998 NHL Entry Draft. Signed as a free agent, July 1, 1998. Retired, Sept 10, 2002.								
Sutter, Ron	1996-00	C	12	272	15	26	41	161
Signed as free agent, Oct. 12, 1996. Became a free agent, July 1, 2000.								
Sutton, Andy	1998-00	D	42	71	1	4	5	145
Signed as free agent, March 20, 1998. Traded to Minnesota along with a seventh round selection (214th overall) in the 2000 NHL Entry Draft and a third round selection (85th overall) in the 2001 NHL Entry Draft in exchange for an eighth round selection in the 2001 NHL Entry Draft (233rd overall, traded to Calgary in exchange for Bill Lindsay on March 6, 2001) and future considerations (protection of Evgeni Nabokov in the 2000 NHL Expansion Draft), June 12, 2000.								
Sutton, Ken	1997-98	D	5	8	0	0	0	15
Acquired with John MacLean from New Jersey in exchange for Doug Bodger and Dody Wood, Dec. 7, 1997. Traded to New Jersey in exchange for a fifth round selection (155th overall, Niko Dimitrakos) in the 1999 NHL Entry Draft, Aug. 26, 1998.								
Sykora, Michal	1993-97	D	38	152	7	29	36	137
Selected by San Jose in the sixth round (123rd overall) of the 1992 NHL Entry Draft. Traded to Chicago with Ulf Dahlen and Chris Terreri in exchange for Ed Belfour, Jan. 25, 1997.								

-T-

Tancill, Chris	1994-97	RW/LW	18	96	14	27	41	38
Signed as free agent, Aug. 31, 1994. Became a free agent, July 1, 1997.								
Tennyson, Matt*	2012-13	D	80	4	0	2	2	2
Signed as free agent, March 29, 2012.								



SHARKS ALL-TIME ROSTER

	YEARS	POS.	NO.	GP	G	A	PTS	PIM
Thornton, Joe*	2005-13	C	19	593	162	502	664	372
	Acquired from Boston in exchange for Wayne Primeau, Brad Stuart and Marco Sturm, Nov. 30, 2005.							
Thornton, Scott	2000-06	LW	17	342	77	70	147	439
	Signed as free agent, July 1, 2000. Became a free agent, July 1, 2006.							
Torres, Raffi*	2012-13	LW	13	11	2	4	6	4
	Acquired from Phoenix in exchange for a third round selection (62nd overall, previously acquired from N.Y. Rangers) in the 2013 NHL Draft, April 3, 2013.							
Turcotte, Darren	1995-97	C	9/8/47	74	22	26	48	20
	Acquired from Winnipeg with a second round selection (31st overall) in the 1996 NHL Entry Draft in exchange for Craig Janney, March 18, 1996. The 31st overall selection in 1996 was later traded to Chicago, along with an additional 1996 second round selection (46th overall, previously acquired from Detroit on March 16, 1996) in exchange for a first round selection (21st overall, Marco Sturm), June 22, 1996. Traded to St. Louis in exchange for Stephane Matteau, July 25, 1997.							

-U-V-W-

Vandermeer, Jim	2011-12	D	2	25	1	3	4	33
	Signed as free agent, July 1, 2011. Became free agent, July 1, 2012.							
Vesce, Ryan	2008-10	RW	53	19	3	2	5	4
	Signed as free agent, Aug. 12, 2008. Became a free agent, July 1, 2010.							
Vlasic, Marc-Edouard*	2006-13	D	44	519	25	115	140	204
	Selected in the second round (35th overall) of the 2005 NHL Entry Draft.							
Wallin, Niclas	2010-11	D	7	97	3	7	10	69
	Acquired from Carolina along with a fifth round selection (127th overall, Cody Ferriero) in the 2010 NHL Entry Draft in exchange for a second round selection (53rd overall, previously acquired from Buffalo) in the 2010 NHL Entry Draft, Feb. 7, 2010. Became free agent, July 1, 2011.							
Wellwood, Kyle	2010-11	C/RW	20	35	5	8	13	0
	Claimed off waivers from St. Louis, Jan. 18, 2011. Became free agent, July 1, 2011.							



Scott Thornton

SHARKS ALL-TIME ROSTER

	YEARS	POS.	NO.	GP	G	A	PTS	PIM
White, Colin	2011-12	D	5	54	1	3	4	21
	Signed as free agent, Aug. 3, 2011. Became free agent, July 1, 2012.							
White, Ian	2010-11	D	9	23	2	8	10	8
	Acquired from Carolina in exchange for a second round selection (47th overall) in the 2012 NHL Entry Draft, Feb. 18, 2011. Became free agent, July 1, 2011.							
Whitney, Ray	1991-97	LW/C	14/43	200	48	73	121	52
	Selected in second round (23rd overall) of the 1991 NHL Entry Draft. Contract bought out, Aug. 21, 1997.							
Widmer, Jason	1996-97	D	5	2	0	1	1	0
	Signed as free agent, Aug. 26, 1996. Became free agent, July 1, 1998.							
Wilkinson, Neil	1991-93	D	5/45	119	5	22	27	203
	Acquired from Minnesota in Dispersal Draft, May 30, 1991. Traded to Chicago as future considerations in June 18, 1993 trade for Jimmy Waite, July 9, 1993.							
Williams, David	1991-93	D	3/41	96	4	36	40	89
	Signed as free agent, Aug. 9, 1991. Selected by Anaheim in Expansion Draft, June 24, 1993.							
Wilson, Doug	1991-93	D	24	86	12	36	48	66
	Acquired from Chicago in exchange for Kerry Toporowski and a second round selection (27th overall) in the 1992 NHL Entry Draft, Sept. 6, 1991. Retired, Sept. 10, 1993.							
Winchester, Brad	2011-12	LW	10	67	6	4	10	88
	Signed as free agent, Oct. 3, 2011. Became free agent, July 1, 2012.							
Wingels, Tommy*	2010-13	C/RW	57	80	8	14	22	44
	Selected in sixth round (177th overall) of the 2008 NHL Entry Draft.							
Winnik, Daniel	2012	LW	34	21	3	2	5	10
	Acquired along with TJ Galiardi and a seventh round selection (207th overall, previously acquired from Anaheim, Emil Galimov) in the 2013 NHL Entry Draft in exchange for Jamie McGinn, Mike Connolly and Michael Sgarbossa, Feb. 27, 2012. Became free agent, July 1, 2012.							
Wiseman, Chad	2002-03	LW	49	4	0	0	0	4
	Selected in the eighth round (246th overall) of the 2000 NHL Entry Draft. Traded to the N.Y. Rangers in exchange for Nils Ekman, Aug. 12, 2003.							
Wood, Dody	1992-98	LW/C	16/45	106	8	10	18	471
	Selected in the third round (45th overall) of the 1991 NHL Entry Draft. Traded with Doug Bodger to New Jersey in exchange for John MacLean and Ken Sutton, Dec. 7, 1997.							

-X-Y-Z-

Yegorov, Alexei	1995-99	C	48	11	3	3	6	2
	Selected in third round (66th overall) of 1994 NHL Entry Draft. Selected by Atlanta in the 1999 Expansion Draft.							
Zalesak, Miroslav	2002-04	RW	32/46	12	1	2	3	0
	Selected in the fourth round (104th overall) in the 1998 NHL Entry Draft. Became free agent, Aug. 1, 2005.							
Zalewski, Steven	2009-11	C	48	3	0	0	0	0
	Selected in the fifth round (153rd overall) of the 2004 NHL Entry Draft. Traded to New Jersey along with Jay Leach in exchange for Patrick Davis and Mike Swift, Feb. 9, 2011.							
Zettler, Rob	1991-94	D	2	196	1	18	19	314
	Acquired from Minnesota in Dispersal Draft, May 30, 1991. Traded to Philadelphia in exchange for Vyacheslav Butsayev, Feb. 1, 1994.							
Zmolek, Doug	1992-94	D	19	152	5	14	19	351
	Acquired from Minnesota in Dispersal Draft, May 30, 1991. Traded with Mike Lalor to Dallas in exchange for Ulf Dahlen, March 19, 1994.							
Zyuzin, Andrei	1997-99	D	4/20	81	9	8	17	104
	Selected in the first round (second overall) of the 1996 NHL Entry Draft. Traded along with Shawn Burr, Bill Houlder and Stephen Guolla to Tampa Bay in exchange for Niklas Sundstrom and a third round selection (74th overall) in the 2000 NHL Entry Draft, Aug. 4, 1999. 74th overall selection later traded to Chicago, along with an additional second round selection in 2000 (49th overall), in exchange for a second round selection in 2000 (41st overall, Tero Maatta), June 24, 2000.							



Jeff Hackett

SHARKS ALL-TIME GOALTENDER ROSTER

GOALTENDERS

	YEARS	NO	GP	MINS	GA	W-L-O/T	SO	GAA
Belfour, Ed	1996-97	20/30	13	757	43	3-9-0	1	3.41
	Acquired from Chicago in exchange for Ulf Dahlen, Michal Sykora and Chris Terreri, Jan. 25, 1997. Became a free agent, July 1, 1997.							
Boucher, Brian	2008-09	33	27	1529	54	15-7-4	3	2.12
	Signed as a free agent, Feb. 26, 2008. Became free agent, July 1, 2009.							
Flaherty, Wade	1991-97	31/35	53	2586	185	10-26-2	1	4.29
	Signed as free agent, Sept. 3, 1991. Became free agent, July 1, 1997.							
Gauthier, Sean	1998-99	30	1	3	0	0-0-0	0	0.00
	Signed as a free agent, July 22, 1998. Became free agent, July 1, 1999.							
Greiss, Thomas	2007-13	1	44	2262	95	17-16-3	1	2.52
	Selected in the third round (94th overall) of the 2004 NHL Entry Draft. Became free agent, July 5, 2013.							
Hackett, Jeff	1991-93	30	78	4314	324	13-57-2	0	4.51
	Acquired from N.Y. Islanders in Expansion Draft, May 30, 1991. Traded to Chicago in exchange for a third round selection (66th overall, Alexei Yegorov) in the 1994 NHL Entry Draft, July 13, 1993.							
Hayward, Brian	1991-93	1	25	1235	111	3-18-1	0	5.39
	Acquired from Minnesota in Dispersal Draft, May 30, 1991. Became free agent, June 10, 1993.							
Hrudey, Kelly	1996-98	32	76	3564	202	20-40-7	1	3.04
	Signed as free agent, July 18, 1996. Retired, July 30, 1998.							
Irbe, Arturs	1991-96	32	183	10286	595	57-91-26	8	3.47
	Acquired from Minnesota in Dispersal Draft, May 30, 1991. Became free agent, July 1, 1996.							
Kiprusoff, Miikka	2000-04	37/34	47	2390	113	14-21-3	3	2.84
	Selected in the fifth round (116th overall) of the 1995 NHL Entry Draft. Traded to Calgary in exchange for a second round selection (35th overall, Marc-Edouard Vlasic) in 2005 NHL Entry Draft, Nov. 16, 2003.							
Muzzatti, Jason	1997-98	30	1	27	2	0-0-0	0	4.44
	Acquired from N.Y. Rangers in exchange for Richard Brennan, March 24, 1998. Became free agent, July 1, 1998.							

SHARKS ALL-TIME GOALTENDER ROSTER

	YEARS	NO	GP	MINS	GA	W-L-O/T	SO	GAA
Myllys, Jarmo	1991-92	35	27	1374	115	3-18-1	0	5.02
	Acquired from Minnesota in Dispersal Draft, May 30, 1991. Traded to Toronto in exchange for future considerations, June 15, 1992.							
Nabokov, Evgeni	1999-10	20/35	563	32492	1294	293-178-66	50	2.39
	Selected in the ninth round (215th overall) of the 1994 NHL Entry Draft. Became free agent, July 1, 2010.							
Niemi, Antti*	2010-13	31	171	10040	392	93-52-21	16	2.34
	Signed as free agent, Sept. 2, 2010.							
Niittymaki, Antero	2010-11	30	24	1414	64	12-7-3	0	2.72
	Signed as free agent, July 1, 2010. Became free agent, July 1, 2012.							
Patzold, Dimitri	2007-08	30	3	44	4	0-0-0	0	5.45
	Selected in the fourth round (107th overall) of the 2001 NHL Entry Draft. Became free agent, July 1, 2008.							
Sarjeant, Geoff	1995-96	29	4	171	14	0-2-1	0	4.91
	Signed as free agent, Sept. 7, 1995. Became free agent, July 1, 1996.							
Schaefer, Nolan	2005-06	31	7	352	11	5-1-0	1	1.88
	Selected in the fifth round (166th overall) of the 2000 NHL Entry Draft. Traded to Pittsburgh in exchange for a seventh round selection (201st overall, Justin Braun) in the 2007 NHL Entry Draft, Feb. 27, 2007.							
Shields, Steve	1998-01	31	125	7094	289	48-49-21	10	2.44
	Acquired from Buffalo, along with a fourth round selection (104th overall, Miroslav Zalesak) in the 1998 NHL Entry Draft in exchange for Kay Whitmore, a second round selection (50th overall, previously acquired from Colorado, Nov. 20, 1997) and a fifth round selection (150th overall) in the 2000 NHL Entry Draft, June 18, 1998. Traded to Anaheim, along with Jeff Friesen and a second round (36th overall) selection in the 2003 NHL Entry Draft in exchange for Teemu Selanne, March 5, 2001.							
Stalock, Alex*	2010-13	32	3	72	2	1-0-1	0	1.68
	Selected in the fourth round (112th overall) of the 2005 NHL Entry Draft.							
Terreri, Chris	1995-97	30	68	3716	210	19-39-4	0	3.39
	Acquired from New Jersey in exchange for second round selection (28th overall) in the 1996 NHL Entry Draft, Nov. 15, 1995. Traded with Ulf Dahlen and Michal Sykora to Chicago in exchange for Ed Belfour, Jan. 25, 1997.							
Toskala, Vesa	2001-07	35/29	115	6269	245	65-28-10	8	2.34
	Selected in the fourth round (90th overall) of the 1995 NHL Entry Draft. Traded to Toronto, along with Mark Bell, in exchange for a first round selection (13th overall, traded to St. Louis on June 22, 2007) in the 2007 NHL Entry Draft, a second round selection (44th overall, traded to St. Louis on June 22, 2007) and a fourth round selection (98th overall, later traded to Nashville on June 21, 2008) in the 2009 NHL Entry Draft, June 22, 2007.							
Vernon, Mike	1997-99	29	111	6395	253	46-44-18	9	2.30
	Acquired from Detroit in exchange for a second round selection (41st overall) in the 1998 NHL Entry Draft and a second round selection (47th overall) in the 1999 NHL Entry Draft, Aug. 18, 1997. Traded to Florida along with a third round selection (82nd overall) in the 2000 NHL Entry Draft in exchange for Radek Dvorak. Dvorak immediately traded to N.Y. Rangers in exchange for Todd Harvey and a fourth round selection (107th overall, Dimitri Patzold) in the 2001 NHL Entry Draft, Dec. 30, 1999.							
Waite, Jimmy	1993-95	29	15	697	50	3-7-0	0	4.30
	Acquired from Chicago in exchange for future considerations (Neil Wilkinson on July 9, 1993), June 18, 1993. Traded to Chicago in exchange for fourth round selection (93rd overall) in the 1997 NHL Entry Draft on Feb. 6, 1995. 93rd overall selection in 1997 was later traded to N.Y. Rangers, along with a 1997 sixth round selection (136th overall) in exchange for a fourth round selection (82nd overall, Adam Colagiaco), June 21, 1997.							



SHARKS BY THE NUMBERS

The following lists the numbers worn by those who've played at least one regular season game for the San Jose Sharks. Additional numbers worn by a player are in parenthesis. Players on the current Sharks roster are in **bold**.

NO	PLAYER	YEARS
1	Brian Hayward	1991-93
	Thomas Greiss	2007-2013
2	Rob Zettler	1991-94
	Jim Kyte	1994-96
	Bill Houlder	1997-99
	Bobby Dollas	2000-01
	Mike Rathje (40)	2001-04
	Jim Vandermeer	2011-2012
3	David Williams (41)	1991-93
	Ilya Byakin	1994-95
	Doug Bodger (5)	1995-97
	Bob Rouse	1998-00
	Steve Bancroft	2001-02
	Daniel McGillis	2002-03
	Douglas Murray (41)	2006-2013
	Andrei Zyuzin (20)	1998-99
	Greg Hawgood	1996-97
4	Jay More	1991-96
	John Jakopin	2002-03
	Kyle McLaren	2002-08
	Rob Blake	2008-10
	Neil Wilkinson	1991-93
	Mike Lalor	1993-94
	Jason Widmer	1996-97
	Doug Bodger (3)	1997-98
	Ken Sutton	1997-98
5	Jeff Norton (8)	1998-01
	Jeff Jillson	2001-03
	Rob Davison (38)	2003-08
	Colin White	2011-2012
	Jason Demers (60)	2012-current
	Ken Hammond	1991-92
	Sandis Ozolinsh (24)	1992-96
	Scott Hannan (22, 27, 43)	1998-99
	Jason Marshall	2003-04
6	Josh Gorges	2005-07
	Wayne Presley	1991-92
	Mikhail Kravets	1992-93
	Igor Larionov	1993-95
	Ville Peltonen	1996-97
	Richard Brennan	1997-98
	Shawn Burr (28)	1998-99
	Brad Stuart (12)	1999-05, 2012-current
	Mark Bell	2006-07
7	Niclas Wallin	2009-2011
	Dean Evason (12)	1991-92
	Larry DePalma	1992-93
	Jeff Norton (5)	1993-95
	Kevin Miller (12)	1995-96
	Darren Turcotte (9, 47)	1996-97
	Jarrold Skalde	1997-99



Andrei Zyuzin

NO	PLAYER	YEARS
8	Teemu Selanne	2001-03
	Joe Pavelski (53)	2006-current
9	Brian Lawton	1991-93
	Jon Morris	1992-93
	Gary Emmons	1993-94
	Darren Turcotte (8, 47)	1995-96
	Bernie Nicholls	1996-99
	Todd Harvey (13)	1999-01
	Adam Graves	2001-03
	Viacheslav Butsayev	2001-04
	Milan Michalek	2003-09
10	Ian White	2011
	Martin Havlat	2011-current
	Tony Hrkac	1991-92
	Johan Garpenlov	1991-95
	Marcus Ragnarsson (33)	1996-03
	Alyn McCauley	2003-06
	Christian Ehrhoff (44)	2006-09
	Jamal Mayers	2010-11
	Brad Winchester	2011-2012
11	Andrew Desjardins (69)	2012-current
	Kelly Kisio	1991-93
	Yvon Corriveau	1992-93
	Gaetan Duchesne	1993-95
	Owen Nolan	1995-03
	Marcel Goc (57)	2005-09

SHARKS BY THE NUMBERS

NO	PLAYER	YEARS
12	Dean Evason (8)	1992-93
	Bob Errey (14, 22)	1993-95
	Kevin Miller (8)	1994-95
	Ron Sutter	1996-00
	Bill Lindsay	2000-01
	Brad Stuart (7)	2000-01
	Patrick Marleau (14)	2001-current
13	Rick Lessard	1991-92
	Jamie Baker	1993-96/1998-99
	Todd Harvey (9)	2001-04
	Bill Guerin	2006-07
	Raffi Torres	2013-current
14	Steve Bozek	1991-92
	Ray Whitney (43)	1992-97
	Bob Errey (12, 22)	1996-97
	Patrick Marleau (12)	1997-01
	Jonathan Cheechoo	2002-09
15	David Bruce	1991-92
	Craig Janney	1994-95
	Alexei Yegorov (48)	1996-97
	Dave Lowry (26)	1997-00
	John MacLean	1997-98
	Alexander Korolyuk (27, 48, 94)	1998-02
	Wayne Primeau	2003-06
	Ville Nieminen	2006-07
	Dany Heatley	2009-11
	James Sheppard	2013-current
16	Mark Pavelich	1991-92
	Perry Berezan	1991-92
	Dody Wood (45)	1994-98
	Alex Hicks	1998-99
	Mark Smith	2000-07
	Devin Setoguchi	2007-11
	Pat Falloon	1991-92
17	Stephen Guolla (36)	1996-98
	Joe Murphy	1997-99
	Scott Thornton	2000-06
	Torrey Mitchell	2007-2012
	Dave Snuggerud	1991-92
18	Mark Pederson	1992-93
	Mike Lalor	1993-94
	Chris Tancill	1994-97
	Mike Ricci	1997-04
	Matthew Carle (25)	2006-08
	Dominic Moore	2012
	Brian Mullen	1991-92
19	Doug Zmolek	1992-94
	Jeff Friesen (39)	1995-96
	Tim Hunter	1996-97
	Marco Sturm	1997-05
	Joe Thornton	2005-current
	Ed Belfour (30)	1997
20	John Carter	1991-92
	Kip Miller	1993-94



Dave Lowry

NO	PLAYER	YEARS
20	Andrei Zyuzin (4)	1997-98
	Gary Suter	1998-02
	Evgeni Nabokov (35)	2002-10
	Kyle Wellwood	2011
21	Craig Coxie	1991-92
	Peter Ahola	1992-93
	Yvon Corrivreau	1992-93
	Dave Brown	1995-96
	Tony Granato	1996-01
	Jim Fahey	2002-06
	Alexei Semenov	2007-09
22	Scott Nichol	2009-2011
	T.J. Galiardi (37)	2013-2013
	Mike McHugh	1991-92
	Paul Fenton	1991-92
	Lyndon Byers	1992-93
	Ulf Dahlen	1993-97
	Bob Errey (12, 14)	1996-97
	Murray Craven (32)	1997-98
	Ronnie Stern	1998-00
	Scott Hannan (6, 27, 43)	2000-07
23	Dan Boyle	2008-current
	Link Gaetz	1991-92
	Andrei Nazarov (62)	1993-96
	Todd Gill	1996-98



SHARKS BY THE NUMBERS

NO	PLAYER	YEARS	NO	PLAYER	YEARS
23	Shawn Heins	1998-03	29	Vesa Toskala (35)	2002-03
	Nicholas Dimitrakos	2002-06		Ryane Clowe	2005-2013
	Scott Gomez	2013	30	Ed Belfour (20)	1997
24	Travis Moen	2009		Jeff Hackett	1991-92
	Doug Wilson	1991-92		Chris Terreri	1996-97
	Sergei Makarov	1993-95		Jason Muzzatti	1997-98
	Barry Potomski	1997-98		Sean Gauthier	1998-99
	Niklas Sundstrom	1999-03		Dimitri Patzold	2007-08
	Brad Boyes	2003-04		Antero Niitymaki	2010-2012
	Josh Langfeld	2005-06	31	Wade Flaherty	1991-92
	Sandis Ozolinsh (6)	2007-08		Steve Shields	1998-01
25	Bob McGill	1991-92		Nolan Schaefer	2005-06
	Dave Maley	1992-94		Antti Niemi	2010-current
	Viktor Kozlov (47)	1995-98	32	Arturs Irbe	1991-92
	Mike Craig (26)	1998-99		Kelly Hrudey	1996-98
	Vincent Damphousse	1999-04		Murray Craven (22)	1998-00
	Matthew Carle (18)	2005-06		Stephane Matteau (37)	2000-02
	Mike Grier	2006-09		Miroslav Zalesak (46)	2003-04
26	Peter Lappin	1991-92		Claude Lemieux	2008-09
	Petri Skriko	1992-93		Alex Stalock	2011-Current
	Robin Bawa	1992-93	33	Dale Craigwell	1991-92
	Vlastimil Kroupa (44)	1993-95		Marcus Ragnarsson (10)	1995-96
	Ray Sheppard	1995-96		Marty McSorley	1996-98
	Chris Lipuma	1996-97		Brantt Myhres	1998-00
	Dave Lowry (15)	1997-00		Brian Boucher	2007-09
	Jim Montgomery	2000-01	34	Mike Colman	1991-92
	Mike Craig (25)	2001-02		Yves Racine (47)	1995-96
	Lynn Loyns	2002-04		Niklas Andersson	1997-98
	Steve Bernier (46)	2005-08		Miikka Kiprusoff (37)	2000-01
	Michal Handzus	2011-2013		Patrick Rissmiller	2003-08
27	Perry Anderson	1991-92		Daniel Winnik	2012
	Hubie McDonough	1992-93	35	Jarmo Myllys	1991-92
	Dave Capuano	1993-94		Evgeni Nabokov (20)	1999-02
	Todd Elik	1993-95		Vesa Toskala (29)	2001/2003-07
	Bryan Marchment	1997-03	36	Jeff Odgers	1991-92
	Alexander Korolyuk (15, 48, 94)	1997-98		Todd Ewen	1996-97
	Scott Parker	2003-07		Stephen Guolla (17)	1998-99
	Jeremy Roenick	2007-09		Dwight Helminen	2009-10
	Manny Malhotra	2009-10	37	Don Barber	1991-92
	Scott Hannan (6, 22, 43)	2013-current		Rob Gaudreau	1992-93
28	J.F. Quintin	1991-92		Ville Pelttonen	1995-96
	Sergei Bautin	1995-96		Stephane Matteau (32)	1997-00
	Iain Fraser	1996-97		Miikka Kiprusoff (34)	2001-03
	Shawn Burr (7)	1997-98		Curtis Brown	2004/2006-08
	Mikael Samuelsson	2000-01		Grant Stevenson (55)	2005-06
	Matt Bradley (44)	2001-03		Brad Lukowich	2008-09
	Nils Ekman	2003-06		Adam Burish	2012-current
	Jay Leach	2009-10		TJ Galiardi (21)	2012
	Andrew Murray	2011-12	38	Pat MacLeod	1991-92
29	Dean Kolstad	1992-93		Michal Sykora	1993-97
	Jimmy Waite	1993-94		Rob Davison (5)	2002-03
	Geoff Sarjeant	1995-96		Bracken Kearns	2013-current
	Mike Vernon	1997-00	39	Ed Courtenay	1991-92
	Paul Kruse	2000-01		Jeff Friesen (19)	1994-01

SHARKS BY THE NUMBERS

NO	PLAYER	YEARS	NO	PLAYER	YEARS
39	Tomas Plihal	2006-09	51	Brian Campbell	2008
	Logan Couture	2009-current	52	Craig Rivet	2006-08
40	Mikhail Kravets	1991-92		Matt Irwin	2013-current
	Mark Beaufait	1992-93	53	Jesse Fibiger	2002-03
	Mike Rathje (2)	1993-2001		Joe Pavelski (8)	2006
	Riley Armstrong	2008-09		Ryan Vesce	2008-10
	Kent Huskins	2009-2011	54	Nick Petrecki	2013-current
41	David Williams (3)	1991-93	55	Grant Stevenson (37)	2005-06
	Tom Pederson	1992-96		Mike Moore	2010-2011
	Ryan Kraft	2002-03		Ben Eager	2011
	Douglas Murray (3)	2005-06	57	Marcel Goc (11)	2004
	Jed Ortmeyer	2009-10		Tommy Wingels	2010-current
42	Dave Maley	1992-93	59	Brad Staubitz	2008-10
	Jaroslav Otevrel (50)	1992-93	60	Jason Demers (5)	2009-2012
	Shean Donovan	1994-97	61	Justin Braun	2010-current
	Andy Sutton	1998-00	62	Andrei Nazarov (23)	1996-98
	Tom Preissing	2003-06	64	Jamie McGinn	2008-2012
	Matt Pelech	2013-current	65	Derek Joslin	2008-11
43	Ray Whitney (14)	1991-92	68	Frazer McLaren	2009-2013
	Jeff McLean	1993-94	69	Andrew Desjardins (10)	2010-2012
	Jan Caloun (91)	1995-96	72	Brandon Mashinter	2010-2013
	Al Iafrate	1996-98	78	Benn Ferriero	2009-2012
	Scott Hannan (6, 22, 27)	1999-00	80	Matt Tennyson	2013-current
	Matt Carkner	2005-06	88	Brent Burns	2011-current
	Lukas Kaspar	2007-09	91	Jan Caloun (43)	1996-97
	John McCarthy	2010-current	94	Alexander Korolyuk (15, 27, 48)	2003-04
44	Kevin Evans	1991-92			
	Michel Picard	1992-93			
	Shawn Cronin	1993-95			
	Vlastimil Kroupa (26)	1995-97			
	Matt Bradley (28)	2000-01			
	Christian Ehrhoff (10)	2003-06			
	Marc-Edouard Vlasic	2006-current			
45	Neil Wilkinson	1991			
	Claudio Scremin	1991-92			
	Dody Wood (16)	1992-93			
	Jody Shelley	2007-10			
46	Steve Bernier (26)	2005			
	Miroslav Zalesak (32)	2002-03			
	Mike Iggulden	2007-08			
	Tim Kennedy	2013			
47	Mike Sullivan	1991-94			
	Viktor Kozlov (25)	1994-95			
	Darren Turcotte (8, 9)	1995-96			
	Yves Racine (34)	1995-96			
	Tom Cavanagh	2007-09			
	Joe Callahan	2009-10			
48	Alexei Yegorov	1995-96			
	Alexander Korolyuk (15, 27, 94)	1997			
	Steven Zalewski	2009-10			
49	Chad Wiseman	2002-03			
	Mathieu Darche	2006-07			
50	Jaroslav Otevrel (42)	1993-94			
	Hannes Hyvonen	2001-02			



Craig Rivet



ALL-TIME SHARKS SCORING

Current Sharks players are in **BOLD**.

RANK	POS	NO	PLAYER	GP	G	A	PTS	+/-	PIM	PP	SH	GW	S	PCTG	PT/GM
1	L/C	12,14	Patrick Marleau	1165	404	457	861	27	391	124	14	79	2874	14.1	0.74
2	C	19	Joe Thornton	593	162	502	664	133	372	59	3	25	1196	13.5	1.12
3	R	11	Owen Nolan	568	206	245	451	-34	934	75	14	25	1668	12.4	0.79
4	C/L	39,19	Jeff Friesen	512	149	201	350	-19	316	43	13	25	1121	13.3	0.68
5	C	8, 53	Joe Pavelski	479	150	186	336	41	183	48	7	27	1493	10.0	0.70
6	R	14	Jonathan Cheechoo	440	165	126	291	42	304	62	3	36	1208	13.7	0.66
7	C	25	Vincent Damphousse	385	92	197	289	14	316	39	3	19	852	10.8	0.75
8	C/L	19	Marco Sturm	553	128	145	273	42	242	32	14	27	1119	11.4	0.49
9	L	29	Ryane Clowe	423	101	170	271	13	567	28	0	10	909	11.1	0.64
10	C	18	Mike Ricci	529	101	162	263	19	355	38	6	15	723	14.0	0.50
11	D	22	Dan Boyle	356	56	177	233	27	273	26	0	11	941	6.0	0.65
12	R	9	Milan Michalek	317	91	123	214	49	184	26	1	25	763	11.9	0.68
13	C	39	Logan Couture	232	89	78	167	31	67	29	2	19	691	12.9	0.72
14	R	17	Pat Falloon	258	76	86	162	-65	75	16	1	6	614	12.4	0.63
15	R	16	Devin Setoguchi	267	84	75	159	20	89	26	0	14	715	11.7	0.60
16	D	7, 12	Brad Stuart	425	36	123	159	31	246	16	1	8	620	5.8	0.37
17	D	2,40	Mike Rathje	671	27	128	155	11	439	11	1	2	687	3.9	0.23
18	D	10,33	Marcus Ragnarsson	519	28	125	153	-25	392	12	0	5	558	5.0	0.29
19	L	17	Scott Thornton	342	77	70	147	-6	439	16	0	10	616	12.5	0.43
20	L	15	Dany Heatley	162	65	81	146	22	110	29	2	14	497	13.1	0.90
21	R/L	94,27,41,15	Alexander Korolyuk	296	62	80	142	26	140	13	0	5	540	11.5	0.48
22	D	44	Marc-Edouard Vlasic	519	25	115	140	67	204	7	0	4	610	4.1	0.27
23	R	24	Niklas Sundstrom	281	33	104	137	22	122	6	3	2	300	11.0	0.49
24	L	10	Johan Garpenlov	184	46	86	132	-22	90	22	0	5	333	13.8	0.72
25	D	24,6	Sandis Ozolinsh	212	46	86	132	-8	122	12	1	5	383	12.0	0.62
26	D	44, 10	Christian Ehrhoff	341	25	107	132	19	244	14	0	8	608	4.1	0.39
27	R	8	Teemu Selanne	176	64	67	131	-16	70	18	1	15	486	13.2	0.74
28	D	27,22,6,43	Scott Hannan	512	25	102	127	42	331	3	1	4	601	4.2	0.25
29	L/C	43,14	Ray Whitney	200	48	73	121	-49	52	10	2	3	307	15.6	0.61

ALL-TIME SHARKS SCORING

RANK	POS	NO	PLAYER	GP	G	A	PTS	+/-	PIM	PP	SH	GW	S	PCTG	PT/GM
30	L	32,37	Stephane Matteau	345	55	64	119	12	241	3	1	8	348	15.8	0.34
31	C	11	Kelly Kisio	126	37	78	115	-22	144	11	5	4	220	16.8	0.91
32	L	28	Nils Ekman	159	43	69	112	50	88	6	4	7	323	13.3	0.70
33	D	20	Gary Suter	227	22	79	101	28	193	9	1	2	507	4.3	0.44
34	R	21	Tony Granato	278	57	42	99	1	387	10	2	8	567	10.1	0.36
35	R	22	Ulf Dahlen	161	41	52	93	-34	46	15	1	9	309	13.3	0.58
36	D	5, 8	Jeff Norton	225	12	81	93	21	174	3	0	1	231	5.2	0.41
37	R	24	Sergei Makarov	123	40	52	92	7	118	11	0	6	211	19.0	0.75
38	C	27	Todd Elik	97	32	51	83	0	107	13	0	4	230	13.9	0.86
39	C	10	Alyn McCauley	174	35	48	83	18	62	12	2	7	280	12.5	0.48
40	R/C	13,9	Todd Harvey	301	34	49	83	28	335	3	0	3	306	11.1	0.28
41	D	4	Kyle McLaren	302	12	71	83	19	301	1	1	1	259	4.6	0.27
42	C	7	Igor Larionov	97	23	59	82	11	54	4	2	3	146	15.8	0.85
43	C	15	Craig Janney	98	18	64	82	-39	36	7	0	2	109	16.5	0.84
44	R	36	Jeff Odgers	334	48	34	82	-72	1001	13	0	2	368	13.0	0.25
45	R	26,46	Steve Bernier	160	42	39	81	7	126	12	1	5	275	15.3	0.51
46	R	37	Rob Gaudreau	143	38	40	78	-28	46	11	2	5	342	11.1	0.55
47	R	25	Mike Grier	221	35	43	78	-5	92	3	7	7	365	9.6	0.35
48	C	9	Bernie Nicholls	135	18	57	75	-29	93	5	1	0	229	7.9	0.56
49	D	4	Rob Blake	143	17	58	75	29	170	10	0	2	380	4.5	0.52
50	C	17	Torrey Mitchell	280	30	43	73	7	152	1	2	1	385	7.8	0.26
51	C/L	25,47	Viktor Kozlov	174	29	40	69	-38	50	7	0	4	365	7.9	0.40
52	D	41	Tom Pederson	225	19	47	66	-36	133	6	0	4	405	4.7	0.29
53	C	16	Mark Smith	323	22	44	66	-4	398	4	1	2	316	7.0	0.20
54	D	27	Bryan Marchment	334	13	53	66	33	706	0	1	3	320	4.1	0.20
55	D	2	Bill Houlder	158	16	48	64	21	88	11	0	7	217	7.4	0.41
56	D	25, 18	Matthew Carle	151	16	47	63	-1	70	12	0	3	185	8.6	0.42
57	D	42	Tom Preissing	143	13	49	62	25	38	4	0	3	220	5.9	0.43
58	C	13	Jamie Baker	186	35	27	62	-23	139	2	7	2	246	14.2	0.33
59	D	60, 5	Jason Demers	205	11	50	61	12	81	5	0	2	257	4.3	0.30
60	D	41, 3	Douglas Murray	451	6	53	59	32	361	1	0	1	414	1.4	0.13
61	R	17	Joe Murphy	86	30	27	57	11	87	9	0	2	205	14.6	0.66
62	R/D	88	Brent Burns	111	20	37	57	8	54	7	0	2	282	7.1	0.51
63	C	8,12	Dean Evason	158	23	34	57	-57	231	4	0	2	195	11.8	0.36
64	L/R	8,12	Kevin Miller	89	28	27	55	-8	54	3	3	4	187	15.0	0.62
65	C	11	Marcel Goc	265	20	34	54	-30	76	2	1	3	383	5.2	0.20
66	R	23	Nicholas Dimitrakos	134	19	34	53	-1	83	5	0	4	216	8.8	0.40
67	L	23,62	Andrei Nazarov	169	23	28	51	-24	490	3	0	2	221	10.4	0.30
68	D	4	Jay More	287	12	38	50	-97	545	1	1	1	297	4.0	0.17
69	R	9	Adam Graves	163	26	23	49	-3	83	2	3	1	257	10.1	0.30
70	D	3,5	Doug Bodger	166	9	40	49	-32	146	3	0	2	231	3.9	0.30
71	L	64	Jamie McGinn	204	27	22	49	-14	99	4	0	3	270	10.0	0.24
72	C	8,9,47	Darren Turcotte	74	22	26	48	0	20	3	2	6	159	13.8	0.65
73	D	24	Doug Wilson	86	12	36	48	-66	66	5	0	0	233	5.2	0.56
74	C	9	Brian Lawton	80	17	30	47	-34	54	7	0	1	160	10.6	0.59
75	R	26	Ray Sheppard	51	27	19	46	-19	10	12	0	4	170	15.9	0.90
76	L	19	Brian Mullen	72	18	28	46	-14	66	5	3	1	168	10.7	0.64
77	C	27	Jeremy Roenick	111	18	28	46	-9	50	8	0	10	139	12.9	0.41
78	R	9	Martin Havlat	79	15	30	45	17	52	5	0	2	185	8.1	0.57
79	C/L	22, 32	Murray Craven	129	16	29	45	-1	47	2	4	4	180	8.9	0.35
80	C	34	Patrick Rissmiller	180	18	27	45	-6	60	2	0	3	247	7.3	0.25
81	L/R	15	David Bruce	79	24	19	43	-36	79	12	1	1	178	13.5	0.54
82	D	52	Craig Rivet	91	6	37	43	11	116	2	0	0	136	4.4	0.47
83	L	12,22	Bob Errey	107	17	26	43	-9	173	5	0	2	146	11.6	0.40



ALL-TIME SHARKS SCORING

RANK	POS	NO	PLAYER	GP	G	A	PTS	+/-	PIM	PP	SH	GW	S	PCTG	PT/GM
84	D	23	Todd Gill	143	8	34	42	-33	132	4	0	1	201	4.0	0.29
85	R	42	Shean Donovan	181	25	17	42	-38	109	0	2	2	225	11.1	0.23
86	L/R	18	Chris Tancill	96	14	27	41	-16	38	1	2	0	152	9.2	0.43
87	C	12	Ron Sutter	272	15	26	41	-21	161	1	3	4	270	5.6	0.15
88	D	3,41	David Williams	96	4	36	40	-40	89	3	0	1	151	2.6	0.42
89	C	15	Wayne Primeau	100	15	24	39	0	107	1	2	2	190	7.9	0.39
90	L	11	Gaetan Duchesne	117	14	25	39	2	44	0	1	3	169	8.3	0.33
91	C	32,47	Mike Sullivan	171	16	21	37	-63	49	1	4	2	188	8.5	0.22
92	D	38	Michal Sykora	152	7	29	36	-12	137	2	0	0	147	4.8	0.24
93	C	27	Manny Malhotra	71	14	19	33	17	41	2	0	4	111	12.6	0.46
94	C	37	Curtis Brown	123	15	18	33	3	72	0	2	3	143	10.5	0.27
95	R	15	John MacLean	51	13	19	32	0	28	5	0	2	139	9.4	0.63
96	D	40	Kent Huskins	132	5	27	32	14	59	0	0	0	85	5.9	0.24
97	C	33	Dale Craigwell	98	11	18	29	-20	28	4	1	2	80	13.8	0.30
98	R	28,44	Matt Bradley	121	12	17	29	21	99	0	0	2	100	12.0	0.24
99	D	61	Justin Braun	135	4	25	29	-8	31	3	0	0	205	2.0	0.21
100	D	33	Marty McSorley	113	6	22	28	4	326	0	1	1	120	5.0	0.25
101	L	15,26	Dave Lowry	143	11	17	28	-4	93	2	0	1	130	8.5	0.20
102	C/L	17	Stephen Guolla	64	16	11	27	-9	20	2	0	2	112	14.3	0.42
103	D	5	Neil Wilkinson	119	5	22	27	-61	203	1	1	0	146	3.4	0.23
104	C	16	Perry Berezan	94	15	11	26	-44	58	5	2	2	149	10.1	0.28
105	C	26	Michal Handzus	95	8	18	26	-15	30	2	0	0	112	7.1	0.27
106	C	21	Scott Nichol	135	8	18	26	-3	122	0	1	0	154	5.2	0.19
107	R	22	Ronnie Stern	145	11	14	25	-12	309	1	0	2	157	7.0	0.17
108	D	43	Al Iafrate	59	8	16	24	-11	119	5	0	0	128	6.3	0.41
109	D	5	Jeff Jillson	74	5	19	24	-5	38	3	0	2	69	7.2	0.32
110	D	21	Jim Fahey	79	1	23	24	-16	65	0	0	0	107	0.9	0.30
111	C	69, 10	Andrew Desjardins	135	7	16	23	-3	112	0	0	3	143	4.9	0.17
112	C	37, 55	Grant Stevenson	47	10	12	22	-7	14	5	0	2	67	14.9	0.47
113	R	7	Wayne Presley	47	8	14	22	-29	76	3	0	0	114	7.0	0.47
114	C	57	Tommy Wingels	80	8	14	22	-11	44	0	1	0	141	5.7	0.28
115	RW	78	Benn Ferriero	92	14	8	22	12	25	1	0	5	166	8.4	0.24
116	D	26,44	Vlastimil Kroupa	103	4	18	22	-47	66	2	0	1	55	7.3	0.21
117	L	7	Mark Bell	71	11	10	21	-9	83	3	0	2	116	9.5	0.30
118	R	39	Ed Courtenay	44	7	13	20	-21	10	2	0	1	63	11.1	0.45
119	D	51	Brian Campbell	20	3	16	19	9	8	2	0	0	40	7.5	0.95
120	RW	41	Jed Ortmeyer	76	8	11	19	4	37	0	0	1	131	6.1	0.25
121	D	19	Doug Zmolek	152	5	14	19	-59	351	2	0	0	123	4.1	0.13
122	D	2	Rob Zettler	196	1	18	19	-80	314	0	0	0	160	0.6	0.10
123	L	7,37	Ville Peltonen	59	4	14	18	-15	14	1	0	0	93	4.3	0.31
124	D	4	Greg Hawgood	63	6	12	18	-22	69	3	0	0	83	7.2	0.29
125	C/L	45,16	Dody Wood	106	8	10	18	-11	471	0	1	0	95	8.4	0.17
126	D	47,34	Yves Racine	32	1	16	17	-3	28	0	0	0	35	2.9	0.53
127	D	38	Pat MacLeod	50	5	12	17	-51	14	3	0	0	97	5.2	0.34
128	D	20, 4	Andrei Zyuzin	81	9	8	17	13	104	4	0	2	116	7.8	0.21
129	D	3	Daniel McGillis	37	3	13	16	-6	30	2	0	0	71	4.2	0.43
130	L/C	14	Steve Bozek	58	8	8	16	-30	27	2	0	0	105	7.6	0.28
131	L	20	John Carter	59	7	9	16	-27	81	0	1	0	115	6.1	0.27
132	L	39	Tomas Plihal	89	7	9	16	0	26	0	1	1	123	5.7	0.18
133	C	23	Scott Gomez	39	2	13	15	-10	22	0	0	0	58	3.4	0.38
134	D	6	Ken Hammond	46	5	10	15	-17	82	2	0	0	93	5.4	0.33
135	R	37, 21	TJ Galiardi	50	6	9	15	-1	20	1	0	0	80	7.5	0.30
136	L	22	Paul Fenton	60	11	4	15	-39	33	3	2	1	96	11.5	0.25
137	D	2	Jim Kyte	75	3	12	15	-19	179	0	0	1	46	6.5	0.20

ALL-TIME SHARKS SCORING

RANK	POS	NO	PLAYER	GP	G	A	PTS	+/-	PIM	PP	SH	GW	S	PCTG	PT/GM
138	R	10	Jamal Mayers	78	3	11	14	3	124	0	0	0	62	4.8	0.18
139	L	45	Jody Shelley	137	3	11	14	-7	285	0	0	1	95	3.2	0.10
140	D	5, 38	Rob Davison	176	2	12	14	2	238	0	0	0	108	1.9	0.08
141	C	20	Kyle Wellwood	35	5	8	13	10	0	0	0	0	50	10.0	0.37
142	L	28, 7	Shawn Burr	60	6	7	13	-1	79	0	0	0	85	7.1	0.22
143	C	10	Tony Hrkac	22	2	10	12	-2	4	0	0	0	31	6.5	0.55
144	D	52	Matt Irwin	38	6	6	12	-1	10	4	0	0	79	7.6	0.32
145	C	8	Jarrod Skalde	39	5	7	12	-8	18	0	0	0	47	10.6	0.31
146	D	23	Link Gaetz	48	6	6	12	-27	326	3	0	0	73	8.2	0.25
147	L	27	Perry Anderson	48	4	8	12	-17	143	0	0	0	57	7.0	0.25
148	D	21	Alexei Semenov	69	2	10	12	-5	93	1	0	0	51	3.9	0.17
149	D	3	Bob Rouse	96	0	12	12	-3	63	0	0	0	95	0.0	0.13
150	R	91, 43	Jan Caloun	13	8	3	11	2	0	2	0	0	23	34.8	0.85
151	R	24	Josh Langfeld	39	2	9	11	4	16	0	1	0	53	3.8	0.28
152	L	11, 21	Yvon Coriveau	20	3	7	10	-7	0	1	0	0	32	9.4	0.50
153	L	28	J.F. Quintin	22	5	5	10	-2	4	0	0	0	24	20.8	0.45
154	D	9	Ian White	23	2	8	10	9	8	0	0	0	51	3.9	0.43
155	L	18	Mark Pederson	27	7	3	10	-20	22	1	0	0	42	16.7	0.37
156	L	18	Dave Snuggerud	36	4	6	10	-15	18	0	1	1	70	5.7	0.28
157	L	10	Brad Winchester	67	6	4	10	-5	88	0	0	0	72	8.3	0.15
158	D	23	Shawn Heins	81	3	7	10	0	105	2	0	0	80	3.8	0.12
159	D	6	Josh Gorges	96	1	9	10	2	57	0	0	0	62	1.6	0.10
160	D	7	Niclas Wallin	97	3	7	10	0	69	0	0	0	108	2.8	0.10
161	G	20, 35	Evgeni Nabokov	563	1	9	10	0	100	1	0	0	2	50.0	0.02
162	R	13	Bill Guerin	16	8	1	9	2	14	2	0	1	36	22.2	0.56
163	L	15	Ville Nieminen	52	4	5	9	-10	24	0	1	0	71	5.6	0.17
164	R	59	Brad Staubitz	82	4	5	9	0	186	0	0	2	46	8.7	0.11
165	L	8	Larry DePalma	20	2	6	8	-14	41	1	0	0	29	6.9	0.40
166	C	27	Hubie McDonough	30	6	2	8	-21	6	2	0	0	41	14.6	0.27
167	D	37	Brad Lukowich	58	0	8	8	5	12	0	0	0	43	0.0	0.14



Jody Shelley



ALL-TIME SHARKS SCORING



Dave Maley

RANK	POS	NO	PLAYER	GP	G	A	PTS	+/-	PIM	PP	SH	GW	S	PCTG	PT/GM
168	L	42, 50	Jaroslav Otevrel	16	3	4	7	-11	2	1	0	0	15	20.0	0.44
169	C	26	Petri Skriko	17	4	3	7	-8	6	2	1	0	35	11.4	0.41
170	C	26	Jim Montgomery	28	1	6	7	-1	19	1	0	0	17	5.9	0.25
171	L	55	Ben Eager	34	4	3	7	0	43	0	0	0	43	9.3	0.21
172	D	65	Derek Joslin	53	1	6	7	-4	26	0	0	0	39	2.6	0.13
173	L	25, 42	Dave Maley	62	1	6	7	-26	156	1	0	0	52	1.9	0.11
174	C	15, 48	Alexei Yegorov	11	3	3	6	-4	2	2	0	0	10	30.0	0.55
175	L	13	Raffi Torres	11	2	4	6	1	4	1	0	0	20	10.0	0.55
176	C	18	Dominic Moore	23	0	6	6	-8	6	0	0	0	29	0.0	0.26
177	LW	68	Frazer McLaren	40	1	5	6	5	85	0	0	0	16	6.3	0.15
178	D	3	Ilya Byakin	13	0	5	5	-9	14	0	0	0	19	0.0	0.38
179	R	22	Lyndon Byers	18	4	1	5	-2	122	0	0	0	18	22.2	0.28
180	LW	24	Travis Moen	19	3	2	5	-1	14	0	1	1	24	12.5	0.26
181	C	53	Ryan Vesce	19	3	2	5	-3	4	0	0	1	31	9.7	0.26
182	D	21	Peter Ahola	20	2	3	5	-6	16	0	0	0	32	6.3	0.25
183	L	34	Daniel Winnik	21	3	2	5	0	10	0	0	1	29	10.3	0.24
184	R	26	Robin Bawa	42	5	0	5	-25	47	0	0	1	25	20.0	0.12
185	G	30	Chris Terreri	68	0	5	5	0	4	0	0	0	0	0.0	0.07
186	R	27	Scott Parker	71	2	3	5	3	161	0	0	0	29	6.9	0.07
187	D	42	Andy Sutton	71	1	4	5	-9	145	0	0	0	53	1.9	0.07
188	G	29, 35	Vesa Toskala	115	0	5	5	0	6	0	0	0	0	0.0	0.04
189	C	20	Kip Miller	11	2	2	4	-1	6	0	0	0	21	9.5	0.36
190	L	37	Don Barber	12	1	3	4	-7	2	0	0	0	17	5.9	0.33
191	L	43	Lukas Kaspar	16	2	2	4	-2	8	0	0	1	19	10.5	0.25
192	L	12	Bill Lindsay	16	0	4	4	2	29	0	0	0	14	0.0	0.25
193	C	9	V. Butsayev	18	2	2	4	-4	10	0	0	0	12	16.7	0.22
194	L	44	Michel Picard	25	4	0	4	-17	24	2	0	0	32	12.5	0.16

ALL-TIME SHARKS SCORING

RANK	POS	NO	PLAYER	GP	G	A	PTS	+/-	PIM	PP	SH	GW	S	PCTG	PT/GM
195	D	2	Jim Vandermeer	25	1	3	4	3	33	0	0	0	19	5.3	0.16
196	F	15	James Sheppard	32	1	3	4	-9	12	0	0	1	40	2.5	0.13
197	R	21	Dave Brown	37	3	1	4	4	46	0	0	0	8	37.5	0.11
198	R	28	Andrew Murray	39	1	3	4	3	4	0	0	0	33	3.0	0.10
199	R	19	Tim Hunter	46	0	4	4	0	135	0	0	0	13	0.0	0.09
200	L	43	John McCarthy	51	2	2	4	-13	18	0	0	0	58	3.4	0.08
201	D	5	Colin White	54	1	3	4	-5	21	0	0	0	33	3.0	0.07
202	D	25	Bob McGill	62	3	1	4	-34	70	0	1	1	56	5.4	0.06
203	D	44	Shawn Cronin	63	0	4	4	2	137	0	0	0	26	0.0	0.06
204	D	7	Richard Brennan	11	1	2	3	-4	2	1	0	0	24	4.2	0.27
205	R	46, 32	Miroslav Zalesak	12	1	2	3	-3	0	0	0	0	11	9.1	0.25
206	C	9	Jon Morris	13	0	3	3	-10	6	0	0	0	11	0.0	0.23
207	C	47	Tom Cavanagh	18	1	2	3	-1	4	0	0	0	9	11.1	0.17
208	L	26	Lynn Loyns	21	3	0	3	-5	19	0	0	0	12	25.0	0.14
209	R	37	Adam Burish	46	1	2	3	-7	25	0	1	0	39	2.6	0.07
210	G	30	Jeff Hackett	78	0	3	3	0	12	0	0	0	0	0.0	0.04
211	G	32	Arturs Irbe	183	0	3	3	0	34	0	0	0	0	0.0	0.02
212	D	80	Matt Tennyson	4	0	2	2	2	2	0	0	0	8	0.0	0.50
213	D	13	Rick Lessard	8	0	2	2	-4	16	0	0	0	4	0.0	0.25
214	L	21	Craig Cox	10	2	0	2	-4	19	0	0	0	11	18.2	0.20
215	D	29	Dean Kolstad	10	0	2	2	-9	12	0	0	0	22	0.0	0.20
216	D	6	Jason Marshall	12	0	2	2	-2	8	0	0	0	14	0.0	0.17
217	F	46	Tim Kennedy	13	2	0	2	-3	2	0	0	1	24	8.3	0.15
218	D	2	Bobby Dallas	16	1	1	2	4	14	0	0	0	5	20.0	0.13
219	D	18,5	Mike Lalor	23	0	2	2	-5	8	0	0	0	19	0.0	0.09
220	D	28	Jay Leach	28	1	1	2	3	20	0	0	0	26	3.8	0.07
221	R	33	Brantt Myhres	43	1	1	2	-2	213	0	0	0	9	11.1	0.05
222	R	36	Todd Ewen	51	0	2	2	-5	162	0	0	0	22	0.0	0.04
223	G	29	Mike Vernon	111	0	2	2	0	32	0	0	0	0	0.0	0.02
224	G	31	Steve Shields	125	0	2	2	0	37	0	0	0	0	0.0	0.02
225	G	31	Antti Niemi	171	0	2	2	0	6	0	0	0	0	0.0	0.01
226	D	43	Matt Carkner	1	0	1	1	0	2	0	0	0	0	0.0	1.00
227	D	47	Joe Callahan	1	0	1	1	1	0	0	0	0	0	0.0	1.00
228	C	16	Mark Pavelich	2	0	1	1	-2	4	0	0	0	0	0.0	0.50
229	D	5	Jason Widmer	2	0	1	1	1	0	0	0	0	0	0.0	0.50
230	C	9	Gary Emmons	3	1	0	1	-4	0	1	0	0	6	16.7	0.33
231	C	36	Dwight Helminen	4	1	0	1	-1	0	0	0	0	1	100.0	0.25
232	L	16	Alex Hicks	4	0	1	1	-1	4	0	0	0	4	0.0	0.25
233	C	27	Dave Capuano	4	0	1	1	-5	0	0	0	0	5	0.0	0.25
234	C	40	Mark Beaufait	5	1	0	1	-1	0	0	0	0	3	33.3	0.20
235	L	44	Kevin Evans	5	0	1	1	0	25	0	0	0	4	0.0	0.20
236	D	3	Steve Bancroft	5	0	1	1	-2	2	0	0	0	5	0.0	0.20
237	D	55	Mike Moore	6	1	0	1	-1	7	0	0	0	5	20.0	0.17
238	C	43	Jeff McLean	6	1	0	1	1	0	0	0	0	5	20.0	0.17
239	C	41	Ryan Kraft	7	0	1	1	2	0	0	0	0	1	0.0	0.14
240	L	22	Mike McHugh	8	1	0	1	-3	14	0	0	0	5	20.0	0.13
241	L	24	Barry Potomski	9	0	1	1	1	30	0	0	0	4	0.0	0.11
242	D	34	Mike Colman	15	0	1	1	-8	32	0	0	0	7	0.0	0.07
243	D	45	Claudio Scremin	17	0	1	1	-5	29	0	0	0	22	0.0	0.06
244	R	32	Claude Lemieux	18	0	1	1	-5	21	0	0	0	17	0.0	0.06
245	G	1	Brian Hayward	25	0	1	1	0	16	0	0	0	0	0.0	0.04
246	G	35	Jarmo Myllys	27	0	1	1	0	2	0	0	0	0	0.0	0.04
247	G	31	Wade Flaherty	53	0	1	1	0	0	0	0	0	0	0.0	0.02
248	L	28	Paul Kruse	1	0	0	0	0	5	0	0	0	0	0.0	0.00



Kelly Hrudey

ALL-TIME SHARKS SCORING

RANK	POS	NO	PLAYER	GP	G	A	PTS	+/-	PIM	PP	SH	GW	S	PCTG	PT/GM
249	C	24	Brad Boyes	1	0	0	0	-2	2	0	0	0	0	0.0	0.00
250	D	28	Sergei Bautin	1	0	0	0	-1	2	0	0	0	0	0.0	0.00
251	G	30	Jason Muzzatti	1	0	0	0	0	0	0	0	0	0	0.0	0.00
252	R	26	Peter Lappin	1	0	0	0	0	0	0	0	0	2	0.0	0.00
253	R	46	Mike Iggliden	1	0	0	0	-1	0	0	0	0	1	0.0	0.00
254	G	30	Sean Gauthier	1	0	0	0	0	0	0	0	0	0	0.0	0.00
255	D	54	Nick Petrecki	1	0	0	0	0	0	0	0	0	0	0.0	0.00
256	L	38	Bracken Kearns	1	0	0	0	0	0	0	0	0	0	0.0	0.00
257	C	28	Iain Fraser	2	0	0	0	-1	2	0	0	0	0	0.0	
258	R	40	Riley Armstrong	2	0	0	0	-1	2	0	0	0	1	0.0	
259	R	7,40	Mikhail Kravets	2	0	0	0	-1	0	0	0	0	2	0.0	
260	R	49	Mathieu Darche	2	0	0	0	0	0	0	0	0	3	0.0	
261	R	42	Matt Pelech	2	0	0	0	0	7	0	0	0	0	0.0	
262	G	32	Alex Stalock	3	0	0	0	0	0	0	0	0	0	0.0	
263	R	25	Mike Craig	3	0	0	0	-1	2	0	0	0	3	0.0	
264	RW	48	Steven Zalewski	3	0	0	0	-2	0	0	0	0	3	0.0	
265	G	30	Dimitri Patzold	3	0	0	0	0	0	0	0	0	0	0.0	
266	C	49	Chad Wiseman	4	0	0	0	-2	4	0	0	0	1	0.0	
267	G	29	Geoff Sarjeant	4	0	0	0	0	2	0	0	0	0	0.0	
268	R	28	Mikael Samuelsson	4	0	0	0	0	0	0	0	0	3	0.0	
269	L	34	Niklas Andersson	5	0	0	0	-1	2	0	0	0	6	0.0	
270	R	50	Hannes Hyvonen	6	0	0	0	-2	0	0	0	0	4	0.0	
271	G	31	Nolan Schaefer	7	0	0	0	0	2	0	0	0	0	0.0	
272	D	26	Chris Lipuma	8	0	0	0	-2	22	0	0	0	4	0.0	
273	D	5	Ken Sutton	8	0	0	0	-4	15	0	0	0	7	0.0	
274	D	4	John Jakopin	12	0	0	0	0	11	0	0	0	3	0.0	
275	G	20	Ed Belfour	13	0	0	0	0	8	0	0	0	0	0.0	
276	L	72	Brandon Mashinter	13	0	0	0	-2	17	0	0	0	5	0.0	
277	G	29	Jimmy Waite	15	0	0	0	0	6	0	0	0	0	0.0	
278	D	53	Jesse Fibiger	16	0	0	0	-5	2	0	0	0	2	0.0	
279	G	30	Antero Niittymaki	24	0	0	0	0	2	0	0	0	0	0.0	
280	G	33	Brian Boucher	27	0	0	0	0	2	0	0	0	0	0.0	
281	G	1	Thomas Greiss	44	0	0	0	0	4	0	0	0	0	0.0	
282	G	37,34	Miikka Kiprusoff	47	0	0	0	0	4	0	0	0	0	0.0	
283	G	32	Kelly Hrudey	76	0	0	0	0	2	0	0	0	0	0.0	
TOTALS				4633	7864	12497		25955	1307	187	702	47847	9.7		



Vesa Toskala

SHARKS ALL-TIME GOALTENDER STATISTICS

NO.	GOALTENDER	GPI	MIN	GAA	W	L	O/T	EN	SO	GA	SA	SV%	G	A	PIM	DEC
30	Sean Gauthier	1	3	0.00	0	0	0	0	0	0	2	1.000	0	0	0	0
32	Alex Stalock	3	72	1.67	1	0	1	0	0	2	22	.909	0	0	0	2
31	Nolan Schaefer	7	352	1.88	5	1	0	1	1	11	138	.920	0	0	2	6
33	Brian Boucher	27	1529	2.12	15	7	4	2	3	54	666	.919	0	0	2	26
31	Antti Niemi	171	10041	2.34	93	52	21	9	16	392	4826	.919	0	2	4	166
29, 35	Vesa Toskala	115	6269	2.35	65	28	10	8	8	245	2842	.914	0	5	6	103
29	Mike Vernon	126	7167	2.39	52	49	19	5	9	285	2961	.904	0	2	32	120
20, 35	Evgeni Nabokov	563	32492	2.39	293	178	66	29	50	1294	14757	.912	1	9	100	537
31	Steve Shields	125	7094	2.44	48	49	21	5	10	289	3368	.914	0	2	37	118
1	Thomas Greiss	44	2262	2.52	17	16	3	5	1	95	1074	.912	0	0	4	36
30	Antero Niittymäki	24	1414	2.72	12	7	3	2	0	64	615	.896	0	0	2	22
37, 34	Miikka Kiprusoff	47	2390	2.84	14	21	3	4	3	113	1096	.897	0	0	4	38
32	Kelly Hrudey	76	3991	3.04	20	40	7	8	1	202	1863	.892	0	0	2	67
30	Chris Terreri	68	3716	3.39	19	39	4	14	0	210	1875	.888	0	5	4	62
30, 20	Ed Belfour	13	757	3.41	3	9	0	1	1	43	371	.884	0	0	8	12
32	Arturs Irbe	183	10286	3.47	57	91	26	12	8	595	5342	.889	0	3	34	174
31	Wade Flaherty	53	2586	4.29	10	26	2	4	1	185	1512	.878	0	1	0	38
29	Jimmy Waite	15	697	4.30	3	7	0	2	0	50	319	.843	0	0	6	10
30	Jason Muzzatti	1	27	4.44	0	0	0	0	0	2	13	.846	0	0	0	0
30	Jeff Hackett	78	4314	4.51	13	57	2	3	0	324	2586	.875	0	3	12	72
29	Geoff Sarjeant	4	171	4.91	0	2	1	1	0	14	87	.839	0	0	2	3
35	Jarmo Myllys	27	1374	5.02	3	18	1	6	0	115	862	.867	0	1	2	22
1	Brian Hayward	25	1235	5.39	3	18	1	0	0	111	736	.849	0	1	16	22
30	Dimitri Patzold	3	44	5.45	0	0	0	0	0	4	20	.800	0	0	0	0
TOTALS		1799	100283	2.81	746	715	195	121	112	4699	47953	.902	1	34	279	1656



SHARKS ALL-TIME LEADERS

Active players on Sharks Roster in **bold**

GAMES PLAYED

1. Patrick Marleau	1165
2. Mike Rathje	671
3. Joe Thornton	593
4. Owen Nolan	568
5. Evgeni Nabokov	563
6. Marco Sturm	553
7. Mike Ricci	529
8. Marc-Edouard Vlasic	519
Marcus Ragnarsson	519
10. Scott Hannan	512
Jeff Friesen	512

GOALS

1. Patrick Marleau	404
2. Owen Nolan	206
3. Jonathan Cheechoo	165
4. Joe Thornton	162
5. Joe Pavelski	150
6. Jeff Friesen	149
7. Marco Sturm	128
8. Mike Ricci	101
Ryane Clowe	101
10. Vincent Damphousse	92

ASSISTS

1. Joe Thornton	502
2. Patrick Marleau	457
3. Owen Nolan	245
4. Jeff Friesen	201
5. Vincent Damphousse	197
6. Joe Pavelski	186
7. Dan Boyle	177
8. Ryane Clowe	170
9. Mike Ricci	162
10. Marco Sturm	145

POINTS

1. Patrick Marleau	861
2. Joe Thornton	664
3. Owen Nolan	451
4. Jeff Friesen	350
5. Joe Pavelski	336
6. Jonathan Cheechoo	291
7. Vincent Damphousse	289
8. Marco Sturm	273
9. Ryane Clowe	271
10. Mike Ricci	263

PENALTY MINUTES

1. Jeff Odgers	1,001
2. Owen Nolan	934
3. Bryan Marchment	706
4. Ryane Clowe	567
5. Jay More	545
6. Andrei Nazarov	490
7. Dody Wood	471
8. Mike Rathje	439
Scott Thornton	439
10. Mark Smith	398

PLUS/MINUS (minimum 100 GP)

1. Joe Thornton	133
2. Marc-Edouard Vlasic	67
3. Nils Ekman	50
4. Milan Michalek	49
5. Scott Hannan	42
Jonathan Cheechoo	42
Marco Sturm	42
8. Joe Pavelski	41
9. Bryan Marchment	33
10. Douglas Murray	32

POWER PLAY GOALS

1. Patrick Marleau	124
2. Owen Nolan	75
3. Jonathan Cheechoo	62
4. Joe Thornton	59
5. Joe Pavelski	48
6. Jeff Friesen	43
7. Vincent Damphousse	39
8. Mike Ricci	38
9. Marco Sturm	32
10. Logan Couture	29
Dany Heatley	29

SHORTHANDED GOALS

1. Patrick Marleau	14
Owen Nolan	14
Marco Sturm	14
4. Jeff Friesen	13
5. Joe Pavelski	7
Mike Grier	7
Jamie Baker	7
8. Mike Ricci	6
9. Kelly Kisio	5
10. Nils Ekman	4
Murray Craven	4
Mike Sullivan	4

SHARKS ALL-TIME LEADERS

GAME-WINNING GOALS

1. Patrick Marleau	79
2. Jonathan Cheechoo	36
3. Joe Pavelski	27
Marco Sturm	27
5. Joe Thornton	25
Milan Michalek	25
Jeff Friesen	25
Owen Nolan	25
9. Logan Couture	19
Vincent Damphousse	19

CONSECUTIVE GAMES PLAYED

1. Joe Thornton	379	12/1/05-3/27/10
2. Patrick Marleau	296*	4/9/09-present
3. Marc-Edouard Vasic	255	1/15/07-1/28/10
4. Vincent Damphousse	247	4/8/01-4/4/04
5. Mike Ricci	228	11/22/97-10/20/00
6. Joe Thornton	199*	11/11/10-present
7. Patrick Marleau	181	12/8/01-1/15/04
8. Teemu Selanne	176	3/17/01-4/6/03
9. Jeff Friesen	174	1/2/99-1/15/01
10. Patrick Marleau	173	1/22/04-2/14/07

*streak intact entering 2013-14 season

SHOTS

1. Patrick Marleau	2,874
2. Owen Nolan	1,668
3. Joe Pavelski	1,493
4. Jonathan Cheechoo	1,208
5. Joe Thornton	1,196
6. Jeff Friesen	1,121
7. Marco Sturm	1,119
8. Dan Boyle	941
9. Ryane Clowe	909
10. Vincent Damphousse	852

HAT TRICKS

1. Jonathan Cheechoo	9
2. Patrick Marleau	4
3. Rob Gaudreau	3
Owen Nolan	3
5. Joe Thornton	2
Dany Heatley	2
Tony Granato	2
Jeff Friesen	2
Igor Larionov	2
10. Devin Setoguchi	1
Marco Sturm	1
Alyn McCauley	1
11 others tied with	1



Joe Thornton



ALL-TIME GOALTENDERS

Active players on Sharks Roster in **bold**

GAMES PLAYED

1. Evgeni Nabokov	563
2. Arturs Irbe	183
3. Antti Niemi	171
4. Mike Vernon	126
5. Steve Shields	125
6. Vesa Toskala	115
7. Jeff Hackett	78
8. Kelly Hrudey	76
9. Chris Terreri	68
10. Wade Flaherty	53

MINUTES

1. Evgeni Nabokov	32,493
2. Arturs Irbe	10,286
3. Antti Niemi	10,040
4. Mike Vernon	7,167
5. Steve Shields	7,094
6. Vesa Toskala	6,269
7. Jeff Hackett	4,314
8. Kelly Hrudey	3,991
9. Chris Terreri	3,716
10. Wade Flaherty	2,586

GOALS-AGAINST AVERAGE
(Min. 25 GP)

1. Brian Boucher	2.12
2. Antti Niemi	2.34
3. Vesa Toskala	2.35
4. Evgeni Nabokov	2.39
Mike Vernon	2.39
6. Steve Shields	2.44
7. Thomas Greiss	2.52
8. Miikka Kiprusoff	2.84
9. Kelly Hrudey	3.04
10. Chris Terreri	3.39

WINS

1. Evgeni Nabokov	293
2. Antti Niemi	93
3. Vesa Toskala	65
4. Arturs Irbe	57
5. Mike Vernon	52
6. Steve Shields	48
7. Kelly Hrudey	20
8. Chris Terreri	19
9. Thomas Greiss	17
10. Brian Boucher	15

SHOOTOUT WINS

1. Evgeni Nabokov	19
2. Antti Niemi	16
3. Antero Niittymäki	2
Thomas Greiss	2
5. Brian Boucher	1
Nolan Schaefer	1

DECISIONS

1. Evgeni Nabokov	(293-178-66)	537
2. Arturs Irbe	(57-91-26)	174
3. Antti Niemi	(93-52-21)	166
4. Mike Vernon	(52-49-19)	120
5. Steve Shields	(48-49-21)	118
6. Vesa Toskala	(65-28-10)	103
7. Jeff Hackett	(13-57-2)	72
8. Kelly Hrudey	(20-40-7)	67
9. Chris Terreri	(19-39-4)	62
10. Miikka Kiprusoff	(14-21-3)	38
Wade Flaherty	(10-26-2)	38

EMPTY-NET GOALS

1. Evgeni Nabokov	29
2. Chris Terreri	14
3. Arturs Irbe	12
4. Antti Niemi	9
5. Vesa Toskala	8
Kelly Hrudey	8
7. Jarmo Myllys	6
8. Steve Shields	5
Mike Vernon	5
Thomas Greiss	5

SHUTOUTS

1. Evgeni Nabokov	50
2. Antti Niemi	16
3. Steve Shields	10
4. Mike Vernon	9
5. Vesa Toskala	8
Arturs Irbe	8
7. Team	4
8. Brian Boucher	3
Miikka Kiprusoff	3
10. Nolan Schaefer	1
Ed Belfour	1
Wade Flaherty	1
Kelly Hrudey	1
Thomas Greiss	1

GOALS ALLOWED

1. Evgeni Nabokov	1294
2. Arturs Irbe	595
3. Antti Niemi	392
4. Jeff Hackett	324
5. Steve Shields	289
6. Mike Vernon	285
7. Vesa Toskala	245
8. Chris Terreri	210
9. Kelly Hrudey	202
10. Wade Flaherty	185

SHOTS AGAINST

1. Evgeni Nabokov	14,757
2. Arturs Irbe	5,342
3. Antti Niemi	4,826
4. Steve Shields	3,368
5. Mike Vernon	2,961
6. Vesa Toskala	2,842
7. Jeff Hackett	2,586
8. Chris Terreri	1,875
9. Kelly Hrudey	1,863
10. Wade Flaherty	1,512

SAVE PERCENTAGE (Min. 25 GP)

1. Antti Niemi	.919
Brian Boucher	.919
3. Vesa Toskala	.914
Steve Shields	.914
5. Evgeni Nabokov	.912
Thomas Greiss	.912
7. Mike Vernon	.904
8. Miikka Kiprusoff	.897
9. Kelly Hrudey	.892
10. Arturs Irbe	.889

GOALS

1. Evgeni Nabokov	1
-------------------	---

ASSISTS

1. Evgeni Nabokov	9
2. Vesa Toskala	5
Chris Terreri	5
4. Arturs Irbe	3
Jeff Hackett	3
6. Antti Niemi	2
Steve Shields	2
Mike Vernon	2
9. Wade Flaherty	1
Jarmo Myllys	1
Brian Hayward	1

PENALTY MINUTES

1. Evgeni Nabokov	100
2. Steve Shields	37
3. Arturs Irbe	34
4. Mike Vernon	32
5. Brian Hayward	16
6. Jeff Hackett	12
7. Ed Belfour	8
8. Antti Niemi	6
Jimmy Waite	6
Vesa Toskala	6

ALL-TIME GOALTENDERS

CONSECUTIVE GAMES STARTED IN GOAL	GAMES	DATES
1. Evgeni Nabokov	50	3/24/07 – 1/12/08
2. Antti Niemi	34	1/15/11 – 4/4/11
3. Antti Niemi	24	3/9/13 – 4/23/13
Antti Niemi	24	2/28/12 – 1/24/13
Chris Terreri	24	11/16/95– 1/08/96
6. Arturs Irbe	21	2/23/94 – 4/07/94
7. Evgeni Nabokov	18	3/01/01 – 4/07/01
Steve Shields	18	2/01/00 – 3/17/00
9. Arturs Irbe	17	12/22/93 – 2/05/94
10. Evgeni Nabokov	15	1/15/08 – 2/18/08

LONGEST UNBEATEN STREAKS	GAMES	W-L-O/T	DATES
1. Evgeni Nabokov	16	15-0-1	2/21/08 – 4/1/08
2. Evgeni Nabokov	14	12-0-2	10/28/08 – 12/17/08
3. Evgeni Nabokov	13	11-0-2	3/4/07 – 4/5/07
4. Vesa Toskala	12	12-0-0	4/3/06 – 10/23/06
Evgeni Nabokov	12	9-0-3	10/17/09 – 11/21/09
6. Evgeni Nabokov	11	9-0-2	10/20/00 – 11/14/00
Steve Shields	11	9-0-2	3/09/99 – 4/09/99
8. Mike Vernon	10	6-0-4	3/26/98 – 10/09/98
9. Antti Niemi	9	8-0-1	3/15/11 – 4/4/11
Antti Niemi	9	8-0-1	1/15/11 – 2/9/11
Evgeni Nabokov	9	7-0-2	12/9/09 – 1/2/10
Evgeni Nabokov	9	7-0-2	1/11/10 – 1/30/10
Evgeni Nabokov	9	8-0-1	11/27/01 – 12/19/01
Arturs Irbe	9	7-0-2	3/20/94 – 4/05/94
Brian Boucher	9	7-0-2	11/11/08 – 2/26/09



Antti Niemi



SINGLE SEASON LEADERS

Active players on Sharks Roster in **bold**



Link Gaetz

GOALS

1. Jonathan Cheechoo	*56	'05-06
2. Patrick Marleau	44	'09-10
Owen Nolan	44	'99-00
4. Dany Heatley	39	'09-10
5. Patrick Marleau	38	'08-09
6. Patrick Marleau	37	'10-11
Jonathan Cheechoo	37	'06-07
8. Patrick Marleau	34	'05-06
9. Logan Couture	32	'10-11
Patrick Marleau	32	'06-07

* — led NHL

ASSISTS

1. Joe Thornton	*92	'06-07
2. Joe Thornton	**72	'05-06
3. Joe Thornton	69	'09-10
4. Joe Thornton	*67	'07-08
5. Joe Thornton	61	'08-09
6. Joe Thornton	59	'11-12
7. Patrick Marleau	52	'05-06
Kelly Kisio	52	'92-93
9. Joe Thornton	49	'10-11
Vincent Damphousse	49	'99-00
Craig Janney	49	'95-96

* — led NHL ** — led NHL (96 total)

— led NHL (125 total)

POINTS

1. Joe Thornton	114	'06-07
2. Joe Thornton	96	'07-08
3. Jonathan Cheechoo	93	'05-06
4. Joe Thornton	#92	'05-06
5. Joe Thornton	89	'09-10
6. Joe Thornton	86	'08-09
Patrick Marleau	86	'05-06
8. Owen Nolan	84	'99-00
9. Patrick Marleau	83	'09-10
10. Dany Heatley	82	'09-10

— led NHL (125 total)

PLUS/MINUS

1. Joe Thornton	31	'05-06
2. Nils Ekman	30	'03-04
3. Joe Thornton	24	'06-07
4. Jonathan Cheechoo	23	'05-06
Alyn McCauley	23	'03-04
Mike Rathje	23	'01-02
Marco Sturm	23	'01-02
8. Bryan Marchment	22	'01-02
Matt Bradley	22	'01-02
10. Patrick Marleau	21	'09-10
Marc-Edouard Vlasic	21	'09-10

PENALTY MINUTES

1. Link Gaetz	326	'91-92
2. Jeff Odgers	253	'92-93
3. Doug Zmolek	229	'92-93
4. Andrei Nazarov	222	'96-97
Jeff Odgers	222	'93-94
6. Jeff Odgers	217	'91-92
7. Bryan Marchment	204	'00-01
8. Dody Wood	193	'96-97
9. Jeff Odgers	192	'95-96
10. Marty McSorley	186	'96-97

POWER PLAY GOALS

1. Jonathan Cheechoo	24	'05-06
2. Patrick Marleau	20	'05-06
3. Dany Heatley	18	'09-10
Owen Nolan	18	'99-00
5. Vincent Damphousse	15	'02-03
Jonathan Cheechoo	15	'06-07
7. Patrick Marleau	14	'06-07
Johan Garpenlov	14	'92-93
9. Patrick Marleau	12	'09-10
Owen Nolan	12	'95-96
Ray Sheppard	12	'95-96

SINGLE SEASON LEADERS

Active players on Sharks Roster in **bold**

SHORTHANDED GOALS

1.	Jeff Friesen	6	'97-98
	Jamie Baker	6	'95-96
3.	Patrick Marleau	5	'08-09
4.	Patrick Marleau	4	'09-10
	Marco Sturm	4	'99-00
	Nils Ekman	4	'03-04
	Owen Nolan	4	'99-00
8.	11 tied	3	

GAME-WINNING GOALS


1.	Jonathan Cheechoo	11	'05-06
2.	Patrick Marleau	10	'08-09
	Jeremy Roenick	10	'07-08
4.	Patrick Marleau	9	'10-11
	Dany Heatley	9	'09-10
	Jonathan Cheechoo	9	'03-04
	Patrick Marleau	9	'06-07
	Milan Michalek	9	'06-07
9.	Patrick Marleau	8	'11-12
	Logan Couture	8	'10-11
	Milan Michalek	8	'07-08
	Teemu Selanne	8	'01-02

SHOTS

1.	Jonathan Cheechoo	317	'05-06
2.	Joe Pavelski	282	'10-11
3.	Dany Heatley	280	'09-10
4.	Patrick Marleau	279	'10-11
5.	Patrick Marleau	274	'09-10
6.	Joe Pavelski	269	'11-12
7.	Joe Pavelski	266	'08-09
8.	Owen Nolan	261	'99-00
9.	Patrick Marleau	260	'05-06
10.	Logan Couture	253	'10-11
	Teemu Selanne	253	'02-03

HAT TRICKS

1.	Jonathan Cheechoo	5	'05-06
2.	Jonathan Cheechoo	3	'06-07
3.	Dany Heatley	2	'09-10
	Tony Granato	2	'96-97
	Igor Larionov	2	'93-94
	Rob Gaudreau	2	'92-93
7.	29 players tied at	1	



Jeff Friesen



Jonathan Cheechoo



GOALTENDING SINGLE SEASON LEADERS

Active players on Sharks Roster in **bold**

GAMES PLAYED

1. Evgeni Nabokov	^77	'07-08
2. Arturs Irbe	*74	'93-94
3. Evgeni Nabokov	71	'09-10
4. Antti Niemi	68	'11-12
5. Evgeni Nabokov	67	'01-02
Steve Shields	67	'99-00
7. Evgeni Nabokov	66	'00-01
8. Evgeni Nabokov	62	'08-09
Mike Vernon	62	'97-98
10. Antti Niemi	60	'10-11

* — Led NHL ^ — Tied for NHL Lead

MINUTES

1. Evgeni Nabokov	4,561	'07-08
2. Arturs Irbe	*4,412	'93-94
3. Evgeni Nabokov	4,194	'09-10
4. Antti Niemi	3,936	'11-12
5. Evgeni Nabokov	3,901	'01-02
6. Steve Shields	3,797	'99-00
7. Evgeni Nabokov	3,700	'00-01
8. Evgeni Nabokov	3,686	'08-09
9. Mike Vernon	3,564	'97-98
10. Antti Niemi	3,524	'10-11

* — Led NHL

GOALS-AGAINST AVERAGE (Min. 15 GP)

1. Vesa Toskala	2.06	'03-04
2. Evgeni Nabokov	2.14	'07-08
3. Antti Niemi	2.16	'12-13
4. Brian Boucher	2.18	'08-09
5. Evgeni Nabokov	2.19	'00-01
6. Evgeni Nabokov	2.20	'03-04
7. Steve Shields	2.22	'98-99
8. Mike Vernon	2.27	'98-99
9. Evgeni Nabokov	2.29	'06-07
Evgeni Nabokov	2.29	'01-02

WINS

1. Evgeni Nabokov	*46	'07-08
2. Evgeni Nabokov	44	'09-10
3. Evgeni Nabokov	41	'08-09
4. Evgeni Nabokov	37	'01-02
5. Antti Niemi	35	'10-11
6. Antti Niemi	34	'11-12
7. Evgeni Nabokov	32	'00-01
8. Evgeni Nabokov	31	'03-04
9. Mike Vernon	30	'97-98
Arturs Irbe	30	'93-94

* — Led NHL

DECISIONS

1. Evgeni Nabokov (46-21-8)	75	'07-08
2. Arturs Irbe (30-28-16)	74	'93-94
3. Evgeni Nabokov (44-16-10)	70	'09-10
4. Evgeni Nabokov (37-24-5)	67	'01-02
5. Antti Niemi (34-22-9)	65	'11-12
Steve Shields (27-30-8)	65	'99-00
7. Evgeni Nabokov (41-12-8)	61	'08-09
8. Evgeni Nabokov (32-21-7)	60	'00-01
Mike Vernon (30-22-8)	60	'97-98
10. Antti Niemi (35-18-6)	59	'10-11

EMPTY-NET GOALS ALLOWED

1. Chris Terreri	10	'95-96
2. Evgeni Nabokov	6	'07-08
Jarmo Myllys	6	'91-92
4. Evgeni Nabokov	5	'02-03
Evgeni Nabokov	5	'01-02
6. Antti Niemi	4	'11-12
Evgeni Nabokov	4	'06-07
Kelly Hrudey	4	'97-98
Kelly Hrudey	4	'96-97
Chris Terreri	4	'96-97
Arturs Irbe	4	'93-94
Arturs Irbe	4	'94-95

SHUTOUTS

1. Evgeni Nabokov	^9	'03-04
2. Evgeni Nabokov	7	'08-09
Evgeni Nabokov	7	'06-07
Evgeni Nabokov	7	'01-02
5. Antti Niemi	6	'11-12
Antti Niemi	6	'10-11
Evgeni Nabokov	6	'07-08
Evgeni Nabokov	*6	'00-01
9. Mike Vernon	#5	'97-98
10. Antti Niemi	4	'12-13
Vesa Toskala	4	'06-07
Steve Shields	4	'99-00
Arturs Irbe	4	'94-95
Mike Vernon	4	'98-99
Steve Shields	4	'98-99

^Evgeni Nabokov and Vesa Toskala shared a shutout on Nov. 21, 2003, but it is not counted in Nabokov's totals. *Evgeni Nabokov and Miikka Kiprusoff shared a shutout on March 12, 2001. Kiprusoff faced no shots in 38 seconds, but the shutout is not counted in Nabokov's totals. # Mike Vernon and Kelly Hrudey shared a shutout on April 7, 1998 vs. Calgary but it is not counted in Vernon's totals.

GOALS ALLOWED

1. Arturs Irbe	209	'93-94
2. Jeff Hackett	176	'92-93
3. Evgeni Nabokov	170	'09-10
4. Evgeni Nabokov	163	'07-08
5. Steve Shields	162	'99-00
6. Antti Niemi	159	'11-12
7. Chris Terreri	155	'95-96
8. Evgeni Nabokov	150	'08-09
9. Evgeni Nabokov	149	'01-02
10. Jeff Hackett	148	'91-92

SHOTS AGAINST

1. Evgeni Nabokov	2,168	'09-10
2. Arturs Irbe	2,064	'93-94
3. Antti Niemi	1,865	'11-12
4. Steve Shields	1,826	'99-00
5. Evgeni Nabokov	1,818	'01-02
6. Evgeni Nabokov	1,802	'07-08
7. Antti Niemi	1,741	'10-11
8. Evgeni Nabokov	1,663	'08-09
9. Evgeni Nabokov	1,610	'03-04
10. Evgeni Nabokov	1,582	'00-01

GOALTENDING SINGLE SEASON LEADERS

Active players on Sharks Roster in **bold**

SAVE PERCENTAGE (Min. 15 GP)

1.	Vesa Toskala	.930	'03-04
2.	Antti Niemi	.924	'12-13
3.	Evgeni Nabokov	.922	'09-10
4.	Evgeni Nabokov	.921	'03-04
	Steve Shields	.921	'98-99
6.	Antti Niemi	.920	'10-11
7.	Evgeni Nabokov	.918	'01-02
	Brian Boucher	.918	'01-02
9.	Antti Niemi	.915	'11-12
	Thomas Greiss	.915	'11-12
	Miikka Kiprusoff	.915	'01-02
	Evgeni Nabokov	.915	'00-01

PENALTY MINUTES

1.	Steve Shields	29	'99-00
2.	Mike Vernon	24	'97-98
3.	Evgeni Nabokov	18	'05-06
4.	Arturs Irbe	16	'93-94
5.	Evgeni Nabokov	14	'03-04
	Evgeni Nabokov	14	'01-02
	Brian Hayward	14	'91-92
8.	Evgeni Nabokov	12	'08-09
	Evgeni Nabokov	12	'07-08
10.	Evgeni Nabokov	10	'02-03
	Arturs Irbe	10	'92-93

GOALS

1.	Evgeni Nabokov	1	'01-02
----	----------------	---	--------

ASSISTS

1.	Chris Terreri	5	'95-96
2.	Evgeni Nabokov	3	'01-02
	Vesa Toskala	3	'06-07
4.	Evgeni Nabokov	2	'07-08
	Evgeni Nabokov	2	'00-01
	Mike Vernon	2	'97-98
	Arturs Irbe	2	'93-94
	Jeff Hackett	2	'91-92
8.	13 players tied	1	



Steve Shields



LEADERS BY SEASON

Active players on Sharks Roster in **bold**. * — Led the NHL ** — Tied for NHL lead

GAMES PLAYED

2012-13	Joe Thornton	48
	Logan Couture	
	Patrick Marleau	
	Joe Pavelski	
	Marc-Edouard Vlasic	
	Brad Stuart	
2011-12	Joe Thornton	82
	Patrick Marleau	
	Joe Pavelski	
	Marc-Edouard Vlasic	
2010-11	Patrick Marleau	82
2009-10	Patrick Marleau	82
	Dany Heatley	
	Ryane Clowe	
	Kent Huskins	
2008-09	Joe Thornton	82
	Marc-Edouard Vlasic	
2007-08	Joe Thornton	82
	Torrey Mitchell	
	Joe Pavelski	
	Marc-Edouard Vlasic	
2006-07	Joe Thornton	82
	Christian Ehrhoff	
2005-06	Patrick Marleau	82
	Jonathan Cheechoo	
2003-04	Scott Hannan	82
	Nils Ekman	
	Alyn McCauley	
	Vincent Damphousse	
2002-03	Patrick Marleau	82
	Marco Sturm	
	Mike Rathje	
	Vincent Damphousse	
	Adam Graves	
	Teemu Selanne	
2001-02	Brad Stuart	82
	Vincent Damphousse	
	Teemu Selanne	
	Gary Suter	
2000-01	Niklas Sundstrom	82
1999-00	Brad Stuart	82
	Mike Ricci	
	Vincent Damphousse	
	Jeff Friesen	
1998-99	Mike Rathje	82
	Mike Ricci	
1997-98	Bill Houlder	82
1996-97	Jeff Friesen	82
1995-96	Jeff Friesen	79
	Michal Sykora	
1994-95	Jeff Friesen	48
	Jeff Odgers	
	Sandis Ozolinsh	
1993-94	Gaetan Duchesne	84
	Rob Gaudreau	
1992-93	Dean Evason	84
	Doug Zmolek	
1991-92	Pat Falloon	79

GOALS

2012-13	Logan Couture	21
2011-12	Logan Couture	31
	Joe Pavelski	
2010-11	Patrick Marleau	37
2009-10	Patrick Marleau	44
2008-09	Patrick Marleau	38
2007-08	Joe Thornton	29
2006-07	Jonathan Cheechoo	37
2005-06	Jonathan Cheechoo	*56
2003-04	Patrick Marleau	28
	Jonathan Cheechoo	
2002-03	Patrick Marleau	28
	Marco Sturm	
	Teemu Selanne	
2001-02	Teemu Selanne	29
2000-01	Patrick Marleau	25
1999-00	Owen Nolan	44
1998-99	Joe Murphy	25
1997-98	Jeff Friesen	31
1996-97	Owen Nolan	31
1995-96	Owen Nolan	29
1994-95	Jeff Friesen	15
1993-94	Sergei Makarov	30
1992-93	Kelly Kisio	26
1991-92	Pat Falloon	25

ASSISTS

2012-13	Joe Thornton	33
2011-12	Joe Thornton	59
2010-11	Joe Thornton	49
2009-10	Joe Thornton	69
2008-09	Joe Thornton	61
2007-08	Joe Thornton	*67
2006-07	Joe Thornton	*92
2005-06	Joe Thornton	**72
2003-04	Nils Ekman	33
2002-03	Vincent Damphousse	38
2001-02	Owen Nolan	43
2000-01	Niklas Sundstrom	39
1999-00	Vincent Damphousse	49
1998-99	Jeff Friesen	35
1997-98	Jeff Friesen	32
1996-97	Jeff Friesen	34
1995-96	Craig Janney	49
1994-95	Ulf Dahlen	23
1993-94	Todd Elik	41
1992-93	Kelly Kisio	52
1991-92	Pat Falloon	34

POINTS

2012-13	Joe Thornton	40
2011-12	Joe Thornton	77
2010-11	Patrick Marleau	73
2009-10	Joe Thornton	89
2008-09	Joe Thornton	86
2007-08	Joe Thornton	96
2006-07	Joe Thornton	**114
2005-06	Jonathan Cheechoo	93
2003-04	Patrick Marleau	57

LEADERS BY SEASON

Active players on Sharks Roster in **bold**.* — Led the NHL ** — Tied for NHL lead

2002-03	Teemu Selanne	64	1994-95	Jeff Odgers	117
2001-02	Owen Nolan	66	1993-94	Jeff Odgers	222
2000-01	Patrick Marleau	52	1992-93	Jeff Odgers	253
1999-00	Owen Nolan	84	1991-92	Link Gaetz	326
1998-99	Jeff Friesen	57			
1997-98	Jeff Friesen	63			
1996-97	Owen Nolan	63			
1995-96	Craig Janney	62			
1994-95	Ulf Dahlen	34			
1993-94	Sergei Makarov	68			
1992-93	Kelly Kisio	78			
1991-92	Pat Falloon	59			

POWER PLAY GOALS

2012-13	Logan Couture	7
2011-12	Logan Couture	11
2010-11	Patrick Marleau	11
	Dany Heatley	
	Joe Pavelski	
2009-10	Dany Heatley	18
2008-09	Joe Thornton	11

PLUS/MINUS (min. 60 percent of team's games played)

2012-13	Logan Couture	+7
	Martin Havlat	
2011-12	Joe Pavelski	+18
2010-11	Jason Demers	+19
2009-10	Patrick Marleau	+21
	Marc-Edouard Vlasic	
2008-09	Joe Thornton	+16
	Patrick Marleau	
	Devin Setoguchi	
2007-08	Douglas Murray	+20
2006-07	Joe Thornton	+24
2005-06	Joe Thornton	+31
2003-04	Nils Ekman	+30
2002-03	Marco Sturm	+9
2001-02	Marco Sturm	+23
	Mike Rathje	
2000-01	Vincent Damphousse	+17
1999-00	Mike Ricci	+14
1998-99	Owen Nolan	+16
1997-98	Bill Houlder	+13
1996-97	Andrei Nazarov	-4
1995-96	Jeff Odgers	-4
1994-95	Jayson More	+7
1993-94	Igor Larionov	+20
1992-93	Kelly Kisio	-15
1991-92	Neil Wilkinson	-11

2007-08	Joe Thornton	11
2006-07	Jonathan Cheechoo	15
2005-06	Jonathan Cheechoo	24
2003-04	Marco Sturm	10
2002-03	Vincent Damphousse	15
2001-02	Teemu Selanne	9
2000-01	Owen Nolan	10
1999-00	Owen Nolan	18
1998-99	Jeff Friesen	10
1997-98	Jeff Friesen	7
1996-97	Owen Nolan	10
1995-96	Owen Nolan	12
	Ray Sheppard	
1994-95	Jeff Friesen	5
1993-94	Sergei Makarov	10
1992-93	Johan Garpenlov	14
1991-92	David Bruce	10

SHORTHANDED GOALS

2012-13	Patrick Marleau	1
	Tommy Wingels	
	Adam Burish	
2011-12	Logan Couture	2
2010-11	Patrick Marleau	2
	Joe Thornton	
2009-10	Patrick Marleau	4
2008-09	Patrick Marleau	5
2007-08	Mike Grier	3
2006-07	Mike Grier	3
2005-06	Jonathan Cheechoo	2
	Alyn McCauley	
2003-04	Nils Ekman	4
2002-03	Owen Nolan	3
2001-02	Marco Sturm	3
	Adam Graves	
2000-01	Marco Sturm	3
1999-00	Owen Nolan	4
	Marco Sturm	
1998-99	3 players tied with	2
1997-98	Jeff Friesen	6
1996-97	Jeff Friesen	2
	Ron Sutter	
1995-96	Jamie Baker	6
1994-95	6 players tied	1

PENALTY MINUTES

2012-13	Ryane Clowe	79
2011-12	Ryane Clowe	97
2010-11	Jamal Mayers	124
2009-10	Ryane Clowe	131
2008-09	Jody Shelley	116
2007-08	Craig Rivet	104
2006-07	Mark Bell	83
2005-06	Mark Smith	97
2003-04	Scott Parker	101
2002-03	Bryan Marchment	108
2001-02	Bryan Marchment	178
2000-01	Bryan Marchment	204
1999-00	Ron Stern	151
1998-99	Ron Stern	158
1997-98	Owen Nolan	144
1996-97	Andrei Nazarov	222
1995-96	Jeff Odgers	192



LEADERS BY SEASON

Active players on Sharks Roster in **bold**

1993-94	Igor Larionov	2	HAT TRICKS		
	Mike Sullivan		2012-13	None	
1992-93	3 players tied	2	2011-12	Patrick Marleau	1
1991-92	Kelly Kisio	3	2010-11	Joe Thornton	1
	Brian Mullen	3		Devin Setoguchi	1
			2009-10	Dany Heatley	2
			2008-09	None	
GAME-WINNING GOALS			2007-08	Joe Thornton	1
2012-13	Logan Couture	5		Jonathan Cheechoo	
	Joe Pavelski		2006-07	Jonathan Cheechoo	3
2011-12	Patrick Marleau	8	2005-06	Jonathan Cheechoo	5
2010-11	Patrick Marleau	9	2003-04	Alyn McCauley	1
2009-10	Dany Heatley	9	2002-03	None	
2008-09	Patrick Marleau	10	2001-02	Patrick Marleau	1
2007-08	Jeremy Roenick	10	2000-01	Scott Thornton/Todd Harvey/ Mike Ricci/Teemu Selanne	1
2006-07	Patrick Marleau	9		Owen Nolan/Jeff Friesen	1
	Milan Michalek		1998-99	Marco Sturm/ Vincent Damphousse	1
2005-06	Jonathan Cheechoo	11	1997-98	None	
2003-04	Jonathan Cheechoo	9	1996-97	Tony Granato	2
2002-03	Vincent Damphousse	6	1995-96	Owen Nolan/Ray Sheppard/ Kevin Miller/Alexei Yegorov/ Jeff Friesen	1
2001-02	Teemu Selanne	8	1994-95	None	
2000-01	Patrick Marleau	6	1993-94	Igor Larionov	2
1999-00	Jeff Friesen	7	1992-93	Rob Gaudreau	2
1998-99	Bill Houlder	5	1991-92	None	
1997-98	Jeff Friesen	7			
1996-97	Jeff Friesen	5	POINTS BY DEFENSEMAN		
1995-96	Ray Sheppard	4	2012-13	Dan Boyle	20
1994-95	Ulf Dahlen	4	2011-12	Dan Boyle	48
1993-94	Sergei Makarov	5	2010-11	Dan Boyle	50
1992-93	Kelly Kisio	2	2009-10	Dan Boyle	58
	Tom Pederson		2008-09	Dan Boyle	57
1991-92	3 players tied	2	2007-08	Craig Rivet	35
			2006-07	Matt Carle	42
SHOTS			2005-06	Tom Preissing	43
2012-13	Logan Couture	151	2003-04	Brad Stuart	39
2011-12	Joe Pavelski	269	2002-03	Mike Rathje	29
2010-11	Joe Pavelski	282	2001-02	Gary Suter	33
2009-10	Dany Heatley	280	2000-01	Gary Suter	34
2008-09	Joe Pavelski	266	1999-00	Brad Stuart	36
2007-08	Milan Michalek	233	1998-99	Bill Houlder	32
2006-07	Jonathan Cheechoo	250	1997-98	Bill Houlder	32
2005-06	Jonathan Cheechoo	317	1996-97	Todd Gill	21
2003-04	Patrick Marleau	220	1995-96	Marcus Ragnarsson	39
2002-03	Teemu Selanne	253	1994-95	Sandis Ozolinsh	25
2001-02	Owen Nolan	217	1993-94	Sandis Ozolinsh	64
2000-01	Owen Nolan	190	1992-93	Sandis Ozolinsh	23
1999-00	Owen Nolan	261	1991-92	Doug Wilson	28
1998-99	Jeff Friesen	215		David Williams	28
1997-98	Owen Nolan	192			
1996-97	Tony Granato	231			
1995-96	Owen Nolan	184			
1994-95	Pat Falloon	91			
1993-94	Pat Falloon	193			
1992-93	Rob Gaudreau	191			
1991-92	Pat Falloon	181			

GOALTENDING LEADERS BY SEASON

Active players on Sharks Roster in **bold**. * — Led the NHL ** — Tied for NHL Lead

GAMES PLAYED

2012-13	Antti Niemi	43	2006-07	Evgeni Nabokov	2.29
2011-12	Antti Niemi	68	2005-06	Vesa Toskala	2.56
2010-11	Antti Niemi	60	2003-04	Evgeni Nabokov	2.20
2009-10	Evgeni Nabokov	71	2002-03	Evgeni Nabokov	2.71
2008-09	Evgeni Nabokov	62	2001-02	Evgeni Nabokov	2.29
2007-08	Evgeni Nabokov	**77	2000-01	Evgeni Nabokov	2.19
2006-07	Evgeni Nabokov	50	1999-00	Mike Vernon	2.49
2005-06	Evgeni Nabokov	45	1998-99	Steve Shields	2.22
2003-04	Evgeni Nabokov	59	1997-98	Mike Vernon	2.46
2002-03	Evgeni Nabokov	55	1996-97	Chris Terreri	2.75
2001-02	Evgeni Nabokov	67	1995-96	Chris Terreri	3.70
2000-01	Evgeni Nabokov	66	1994-95	Arturs Irbe	3.26
1999-00	Steve Shields	67	1993-94	Arturs Irbe	2.84
1998-99	Mike Vernon	49	1992-93	Arturs Irbe	4.11
1997-98	Mike Vernon	62	1991-92	Jeff Hackett	3.84
1996-97	Kelly Hrudey	48			
1995-96	Chris Terreri	46			
1994-95	Arturs Irbe	38			
1993-94	Arturs Irbe	74			
1992-93	Arturs Irbe	36			
	Jeff Hackett				
1991-92	Jeff Hackett	42			

WINS

2012-13	Antti Niemi	**24
2011-12	Antti Niemi	34
2010-11	Antti Niemi	35
2009-10	Evgeni Nabokov	44
2008-09	Evgeni Nabokov	41
2007-08	Evgeni Nabokov	*46
2006-07	Vesa Toskala	26
2005-06	Vesa Toskala	23
2003-04	Evgeni Nabokov	31
2002-03	Evgeni Nabokov	19
2001-02	Evgeni Nabokov	37
2000-01	Evgeni Nabokov	32
1999-00	Steve Shields	27
1998-99	Mike Vernon	16
1997-98	Mike Vernon	30
1996-97	Kelly Hrudey	16
1995-96	Chris Terreri	13
1994-95	Arturs Irbe	14
1993-94	Arturs Irbe	30
1992-93	Arturs Irbe	7
1991-92	Jeff Hackett	11

MINUTES

2012-13	Antti Niemi	*2,581
2011-12	Antti Niemi	3,936
2010-11	Antti Niemi	3,524
2009-10	Evgeni Nabokov	4,194
2008-09	Evgeni Nabokov	3,686
2007-08	Evgeni Nabokov	4,561
2006-07	Evgeni Nabokov	2,778
2005-06	Evgeni Nabokov	2,575
2003-04	Evgeni Nabokov	3,456
2002-03	Evgeni Nabokov	1,561
2001-02	Evgeni Nabokov	3,901
2000-01	Evgeni Nabokov	3,700
1999-00	Steve Shields	3,797
1998-99	Mike Vernon	2,831
1997-98	Mike Vernon	3,564
1996-97	Kelly Hrudey	2,631
1995-96	Chris Terreri	2,516
1994-95	Arturs Irbe	2,043
1993-94	Arturs Irbe	4,412
1992-93	Arturs Irbe	2,074
1991-92	Jeff Hackett	2,314

GOALS-AGAINST AVERAGE (Min. 15 GP)

2012-13	Antti Niemi	2.16
2011-12	Thomas Greiss	2.30
2010-11	Antti Niemi	2.38
2009-10	Evgeni Nabokov	2.43
2008-09	Brian Boucher	2.18
2007-08	Evgeni Nabokov	2.14



GOALTENDING LEADERS BY SEASON

Active players on Sharks Roster in **bold**

DECISIONS

2012-13	Antti Niemi	(24-12-6)	42
2011-12	Antti Niemi	(34-22-9)	65
2010-11	Antti Niemi	(35-18-6)	59
2009-10	Evgeni Nabokov	(44-16-10)	70
2008-09	Evgeni Nabokov	(41-12-8)	61
2007-08	Evgeni Nabokov	(46-21-8)	75
2006-07	Evgeni Nabokov	(25-16-4)	45
2005-06	Evgeni Nabokov	(16-19-7)	42
2003-04	Evgeni Nabokov	(31-19-8)	58
2002-03	Evgeni Nabokov	(19-28-8)	55
2001-02	Evgeni Nabokov	(37-24-5)	67
2000-01	Evgeni Nabokov	(32-21-7)	60
1999-00	Steve Shields	(27-30-8)	65
1998-99	Mike Vernon	(16-22-10)	38
1997-98	Mike Vernon	(30-22-8)	60
1996-97	Kelly Hrudey	(16-24-5)	45
1995-96	Chris Terreri	(13-29-1)	43
1994-95	Arturs Irbe	(14-19-3)	36
1993-94	Arturs Irbe	(30-28-16)	74
1992-93	Jeff Hackett	(2-30-1)	33
	Arturs Irbe	(7-26-0)	
1991-92	Jeff Hackett	(11-27-1)	39

2009-10	Evgeni Nabokov	3
2008-09	Evgeni Nabokov	7
2007-08	Evgeni Nabokov	6
2006-07	Evgeni Nabokov	7
2005-06	Vesa Toskala	2
2003-04	Evgeni Nabokov	^9
2002-03	Evgeni Nabokov	3
2001-02	Evgeni Nabokov	7
2000-01	Evgeni Nabokov	*6
1999-00	Steve Shields	4
1998-99	Mike Vernon/Steve Shields	4
1997-98	Mike Vernon	#5
1996-97	Ed Belfour	1
1995-96	None	
1994-95	Arturs Irbe	4
1993-94	Arturs Irbe	3
1992-93	Arturs Irbe	1
1991-92	None	

^Nabokov and Vesa Toskala shared a shutout on Nov. 21, 2003, but it is not counted in Nabokov's totals. *Nabokov and Miikka Kiprusoff shared a shutout on March 12, 2001. Kiprusoff faced no shots in 38 seconds, but the shutout is not counted in Nabokov's totals. #Vernon and Kelly Hrudey shared a shutout on April 7, 1998 but it is not counted in Vernon's totals.

EMPTY NET GOALS ALLOWED

2012-13	Antti Niemi	3
2011-12	Antti Niemi	4
2010-11	Antti Niemi	2
	Antero Niittymaki	2
2009-10	Thomas Greiss	2
	Evgeni Nabokov	2
2008-09	Brian Boucher	2
2007-08	Evgeni Nabokov	6
2006-07	Evgeni Nabokov	4
2005-06	Evgeni Nabokov	2
2003-04	Vesa Toskala	3
2002-03	Evgeni Nabokov	5
2001-02	Evgeni Nabokov	5
2000-01	Evgeni Nabokov	3
1999-00	Steve Shields	3
1998-99	Mike Vernon	3
1997-98	Kelly Hrudey	4
1996-97	Kelly Hrudey	4
	Chris Terreri	4
1995-96	Chris Terreri	10
1994-95	Arturs Irbe	4
1993-94	Arturs Irbe	4
1992-93	Arturs Irbe	3
1991-92	Jarmo Myllys	6

GOALS ALLOWED

2012-13	Antti Niemi	93
2011-12	Antti Niemi	159
2010-11	Antti Niemi	140
2009-10	Evgeni Nabokov	170
2008-09	Evgeni Nabokov	150
2007-08	Evgeni Nabokov	163
2006-07	Evgeni Nabokov	106
2005-06	Evgeni Nabokov	133
2003-04	Evgeni Nabokov	127
2002-03	Evgeni Nabokov	146
2001-02	Evgeni Nabokov	149
2000-01	Evgeni Nabokov	135
1999-00	Steve Shields	162
1998-99	Mike Vernon	107
1997-98	Mike Vernon	146
1996-97	Kelly Hrudey	140
1995-96	Chris Terreri	155
1994-95	Arturs Irbe	111
1993-94	Arturs Irbe	209
1992-93	Jeff Hackett	176
1991-92	Jeff Hackett	148

SHUTOUTS

2012-13	Antti Niemi	4
2011-12	Antti Niemi	6
2010-11	Antti Niemi	6

SHOTS AGAINST

2012-13	Antti Niemi	1,220
2011-12	Antti Niemi	1,865
2010-11	Antti Niemi	1,741
2009-10	Evgeni Nabokov	2,168

GOALTENDING LEADERS BY SEASON

Active players on Sharks Roster in **bold**

2008-09	Evgeni Nabokov	1,663
2007-08	Evgeni Nabokov	1,802
2006-07	Evgeni Nabokov	1,227
2005-06	Evgeni Nabokov	1,160
2003-04	Evgeni Nabokov	1,610
2002-03	Evgeni Nabokov	1,561
2001-02	Evgeni Nabokov	1,818
2000-01	Evgeni Nabokov	1,582
1999-00	Steve Shields	1,826
1998-99	Mike Vernon	1,200
1997-98	Mike Vernon	1,401
1996-97	Kelly Hrudey	1,263
1995-96	Chris Terreri	1,322
1994-95	Arturs Irbe	1,056
1993-94	Arturs Irbe	2,064
1992-93	Arturs Irbe	1,250
1991-92	Jeff Hackett	1,366

SAVE PERCENTAGE (Min. 15 of team's games played)

2012-13	Antti Niemi	.924
2011-12	Antti Niemi	.915
	Thomas Greiss	
2010-11	Antti Niemi	.920
2009-10	Evgeni Nabokov	.922
2008-09	Brian Boucher	.917
2007-08	Evgeni Nabokov	.910
2006-07	Evgeni Nabokov	.914
2005-06	Vesa Toskala	.901
2003-04	Evgeni Nabokov	.921
2002-03	Evgeni Nabokov	.906
2001-02	Evgeni Nabokov	.918
2000-01	Evgeni Nabokov	.915
1999-00	Steve Shields/Mike Vernon	.911
1998-99	Steve Shields	.921
1997-98	Kelly Hrudey	.897
1996-97	Chris Terreri	.901
1995-96	Chris Terreri	.883
1994-95	Wade Flaherty	.903
1993-94	Arturs Irbe	.899
1992-93	Arturs Irbe	.886
1991-92	Jeff Hackett	.892

GOALS

2001-02	Evgeni Nabokov	1
---------	----------------	---

ASSISTS

2012-13	Antti Niemi	1
2011-12	None	
2010-11	Antti Niemi	1
2009-10	None	
2008-09	Evgeni Nabokov	1
2007-08	Evgeni Nabokov	2
2006-07	Vesa Toskala	3
2005-06	Vesa Toskala	1
	Evgeni Nabokov	1
2003-04	None	
2002-03	None	
2001-02	Evgeni Nabokov	3
2000-01	Evgeni Nabokov	2
1999-00	Steve Shields	1
1998-99	Steve Shields	1
1997-98	Mike Vernon	2
1996-97	None	
1995-96	Chris Terreri	5
1994-95	Wade Flaherty	1
1993-94	Arturs Irbe	2
1992-93	Jeff Hackett	1
	Brian Hayward	
1991-92	Jeff Hackett	2

PENALTY MINUTES

2012-13	Antti Niemi	2
2011-12	Antti Niemi	2
	Thomas Greiss	2
2010-11	Antti Niemi	2
	Antero Niittymäki	2
2009-10	Evgeni Nabokov	6
2008-09	Evgeni Nabokov	12
2007-08	Evgeni Nabokov	12
2006-07	Evgeni Nabokov	6
2005-06	Evgeni Nabokov	18
2003-04	Evgeni Nabokov	14
2002-03	Evgeni Nabokov	10
2001-02	Evgeni Nabokov	14
2000-01	Evgeni Nabokov	8
1999-00	Steve Shields	29
1998-99	Mike Vernon	8
1997-98	Mike Vernon	24
1996-97	Ed Belfour	8
1995-96	Arturs Irbe	4
	Chris Terreri	4
1994-95	Arturs Irbe	4
1993-94	Arturs Irbe	16
1992-93	Arturs Irbe	10
1991-92	Brian Hayward	14



ROOKIE SINGLE SEASON LEADERS

Active players on Sharks Roster in **bold**

GAMES PLAYED

1. Doug Zmolek	84	'92-93
2. Torrey Mitchell	82	'07-08
Brad Stuart	82	'99-00
4. Marc-Edouard Vlasic	81	'06-07
Milan Michalek	81	'05-06
Marcel Goc	81	'05-06
7. Logan Couture	79	'10-11
Pat Falloon	79	'91-92
9. Matt Carle	77	'06-07
10. Andrew Desjardins	76	'11-12

GOALS

1. Logan Couture	32	'10-11
2. Pat Falloon	25	'91-92
3. Rob Gaudreau	23	'92-93
4. Milan Michalek	17	'05-06
5. Ryane Clowe	16	'06-07
6. Jeff Friesen	15	'94-95
7. Joe Pavelski	14	'06-07
Steve Bernier	14	'05-06
9. Patrick Marleau	13	'97-98
Steve Guolla	13	'96-97
Shean Donovan	13	'95-96

ASSISTS

1. Pat Falloon	34	'91-92
2. Matt Carle	31	'06-07
Marcus Ragnarsson	31	'95-96
4. Brad Stuart	26	'99-00
5. David Williams	25	'91-92
6. Logan Couture	24	'10-11
7. Marc-Edouard Vlasic	23	'06-07
8. Marco Sturm	20	'97-98
Rob Gaudreau	20	'92-93
10. Jim Fahey	19	'02-03
Patrick Marleau	19	'97-98

POINTS

1. Pat Falloon	59	'91-92
2. Logan Couture	56	'10-11
3. Rob Gaudreau	43	'92-93
4. Matt Carle	42	'06-07
5. Marcus Ragnarsson	39	'95-96
6. Brad Stuart	36	'99-00
7. Milan Michalek	35	'05-06
8. Ryane Clowe	34	'06-07
9. Patrick Marleau	32	'97-98
10. Marco Sturm	30	'97-98
Alexander Korolyuk	30	'98-99

PLUS/MINUS (Min. 60 percent of team's games played)

1. Matt Bradley	22	'01-02
2. Logan Couture	18	'10-11
3. Marc-Edouard Vlasic	13	'06-07
4. Matt Carle	9	'06-07
5. Benn Ferriero	8	'10-11
Tom Preissing	8	'03-04
Andrei Zyuzin	8	'97-98
8. Niko Dimitrakos	6	'03-04
9. Jason Demers	5	'09-10
Patrick Marleau	5	'97-98
Josh Gorges	5	'05-06

PENALTY MINUTES

1. Link Gaetz	326	'91-92
2. Doug Zmolek	229	'92-93
3. Jeff Odgers	217	'91-92
4. Dody Wood	138	'95-96
5. Neil Wilkinson	107	'91-92
6. Andrei Nazarov	94	'94-95
7. Rob Davison	92	'03-04
8. Jay More	85	'91-92
9. Ryane Clowe	78	'06-07
10. Brad Staubitz	76	'08-09

POWER PLAY GOALS

1. Logan Couture	10	'10-11
2. Matt Carle	8	'06-07
3. Joe Pavelski	5	'06-07
Grant Stevenson	5	'05-06
Brad Stuart	5	'99-00
Pat Falloon	5	'91-92
Jeff Friesen	5	'94-95
Rob Gaudreau	5	'92-93
9. Ryane Clowe	4	'06-07
Milan Michalek	4	'05-06
Marcus Ragnarsson	4	'95-96
Dale Craigwell	4	'91-92

SHORTHANDED GOALS

1. Torrey Mitchell	2	'07-08
Rob Gaudreau	2	'92-93
3. Tomas Plihal	1	'08-09
Steve Bernier	1	'05-06
Brad Stuart	1	'99-00
Jeff Friesen	1	'94-95
Dody Wood	1	'95-96
Shean Donovan	1	'95-96

ROOKIE SINGLE SEASON LEADERS

Active players on Sharks Roster in **bold**

GAME-WINNING GOALS

1. Logan Couture	8	'10-11
2. Niko Dimitrakos	4	'03-04
3. Andrew Desjardins	3	'11-12
Joe Pavelski	3	'06-07
Ryane Clowe	3	'06-07
Jonathan Cheechoo	3	'02-03
Marco Sturm	3	'97-98
8. Devin Setoguchi	2	'07-08
Milan Michalek	2	'05-06
Marcel Goc	2	'05-06
Grant Stevenson	2	'05-06
Jeff Jillson	2	'01-02
Matt Bradley	2	'01-02
Patrick Marleau	2	'97-98
Andrei Zyuzin	2	'97-98
Shean Donovan	2	'95-96
Dale Craigwell	2	'91-92
Jeff Friesen	2	'94-95
Tom Pederson	2	'92-93

SHOTS

1. Logan Couture	253	'10-11
2. Rob Gaudreau	191	'92-93
3. Pat Falloon	181	'91-92
4. Milan Michalek	159	'05-06
5. Brad Stuart	133	'99-00
6. Marco Sturm	118	'97-98
7. Niko Dimitrakos	116	'03-04
8. Joe Pavelski	111	'06-07
Matt Carle	111	'06-07
10. Torrey Mitchell	110	'07-08

HAT TRICKS

1. Rob Gaudreau	2	'92-93
2. Ryane Clowe	1	'06-07
Alexei Yegorov	1	'95-96

POINTS BY DEFENSEMAN

1. Matt Carle	42	'06-07
2. Marcus Ragnarsson	39	'95-96
3. Brad Stuart	36	'99-00
4. David Williams	28	'91-92
5. Marc-Edouard Vlasic	26	'06-07
6. Sandis Ozolinsh	23	'92-93
7. Jason Demers	21	'09-10
8. Tom Pederson	20	'92-93
9. Jim Fahey	19	'02-03
Tom Preissing	19	'03-04



Matt Carle



TEAM STATISTICS BY SEASON



Rob Blake

Franchise best in **bold****OVERALL RECORD**

2012-13	25-16-7	(57 points)
2011-12	43-29-10	(96 points)
2010-11	48-25-9	(105 points)
2009-10	51-20-11	(113 points)
2008-09*	53-18-11	(117 points)
2007-08	49-23-10	(108 points)
2006-07	51-26-5	(107 points)
2005-06	44-27-11	(99 points)
2003-04	43-21-12-6	(104 points)
2002-03	28-37-9-8	(73 points)
2001-02	44-27-8-3	(99 points)
2000-01	40-27-12-3	(95 points)
1999-00	35-30-10-7	(87 points)
1998-99	31-33-18	(80 points)
1997-98	34-38-10	(78 points)
1996-97	27-47-8	(62 points)
1995-96	20-55-7	(47 points)
1994-95	19-25-4	(42 points)
1993-94	33-35-16	(82 points)
1992-93	11-71-2	(24 points)
1991-92	17-58-5	(39 points)

* — Presidents' Trophy

HOME RECORD

2012-13	17-2-5	(39 points)
2011-12	26-12-3	(55 points)
2010-11	25-11-5	(55 points)
2009-10	27-6-8	(62 points)
2008-09	32-5-4 (led NHL)	(68 points)
2007-08	22-13-6	(50 points)
2006-07	25-12-4	(54 points)
2005-06	25-9-7	(57 points)
2003-04	24-8-7-2	(57 points)
2002-03	17-16-5-3	(42 points)

2001-02	25-11-3-2	(55 points)
2000-01	22-14-4-1	(49 points)
1999-00	21-17-3-3	(48 points)
1998-99	17-15-9	(43 points)
1997-98	17-19-5	(39 points)
1996-97	14-23-4	(32 points)
1995-96	12-26-3	(27 points)
1994-95	10-13-1	(21 points)
1993-94	19-13-10	(48 points)
1992-93	8-33-1	(17 points)
1991-92	14-23-3	(31 points)

ROAD RECORD

2012-13	8-14-2	(18 points)
2011-12	17-17-7	(41 points)
2010-11	23-14-4	(50 points)
2009-10	24-14-3	(51 points)
2008-09	21-13-7	(49 points)
2007-08	27-10-4 (led NHL)	(58 points)
2006-07	26-14-1 (led NHL)	(53 points)
2005-06	19-18-4	(42 points)
2003-04	19-13-5-4	(47 points)
2002-03	11-21-4-5	(31 points)
2001-02	19-16-5-1	(44 points)
2000-01	18-13-8-2	(46 points)
1999-00	14-20-7-4	(39 points)
1998-99	14-18-9	(37 points)
1997-98	17-19-5	(39 points)
1996-97	13-24-4	(30 points)
1995-96	8-29-4	(20 points)
1994-95	9-12-3	(21 points)
1993-94	14-22-6	(34 points)
1992-93	3-38-1	(7 points)
1991-92	3-35-2	(8 points)

TEAM STATISTICS BY SEASON

GOALS FOR

2012-13	116	(2.42 avg.)
2011-12	219	(2.67 avg.)
2010-11	243	(2.96 avg.)
2009-10	257	(3.13 avg.)
2008-09	251	(3.06 avg.)
2007-08	216	(2.63 avg.)
2006-07	256	(3.12 avg.)
2005-06	265	(3.23 avg.)
2003-04	219	(2.67 avg.)
2002-03	214	(2.60 avg.)
2001-02	248	(3.02 avg.)
2000-01	217	(2.65 avg.)
1999-00	225	(2.74 avg.)
1998-99	196	(2.39 avg.)
1997-98	210	(2.56 avg.)
1996-97	211	(2.57 avg.)
1995-96	252	(3.07 avg.)
1994-95	129	(2.69 avg.)
1993-94	252	(3.00 avg.)
1992-93	218	(2.60 avg.)
1991-92	219	(2.74 avg.)

GOALS AGAINST

2012-13	112	(2.33 avg.)
2011-12	205	(2.50 avg.)
2010-11	208	(2.54 avg.)
2009-10	209	(2.55 avg.)
2008-09	199	(2.43 avg.)
2007-08	187	(2.28 avg.)
2006-07	197	(2.40 avg.)
2005-06	235	(2.87 avg.)
2003-04	183	(2.23 avg.)
2002-03	239	(2.91 avg.)
2001-02	199	(2.42 avg.)
2000-01	192	(2.34 avg.)
1999-00	214	(2.61 avg.)
1998-99	191	(2.33 avg.)
1997-98	216	(2.63 avg.)
1996-97	278	(3.39 avg.)
1995-96	357	(4.35 avg.)
1994-95	161	(3.35 avg.)
1993-94	265	(3.15 avg.)
1992-93	414	(4.93 avg.)
1991-92	359	(4.49 avg.)

SHOTS FOR

2012-13	1,526	(31.8 avg.)
2011-12	2,773	(33.8 avg.)
2010-11	2,832	(34.5 avg.)
2009-10	2,601	(31.7 avg.)
2008-09	2,720	(33.2 avg.)
2007-08	2,428	(29.6 avg.)
2006-07	2,346	(28.6 avg.)
2005-06	2,483	(30.1 avg.)
2003-04	2,300	(28.0 avg.)
2002-03	2,303	(28.0 avg.)



Adam Burish

2001-02	2,228	(27.1 avg.)
2000-01	2,266	(27.6 avg.)
1999-00	2,248	(27.4 avg.)
1998-99	2,143	(26.1 avg.)
1997-98	2,169	(26.5 avg.)
1996-97	2,277	(27.8 avg.)
1995-96	2,143	(26.1 avg.)
1994-95	1,152	(24.0 avg.)
1993-94	2,101	(25.0 avg.)
1992-93	2,384	(28.4 avg.)
1991-92	2,340	(29.3 avg.)

SHOTS AGAINST

2012-13	1,390	(29.0 avg.)
2011-12	2,342	(28.6 avg.)
2010-11	2,369	(28.8 avg.)
2009-10	2,571	(31.3 avg.)
2008-09	2,228	(27.1 avg.)
2007-08	1,981	(24.1 avg.)
2006-07	2,149	(26.2 avg.)
2005-06	2,180	(26.6 avg.)
2003-04	2,373	(28.9 avg.)
2002-03	2,392	(29.2 avg.)
2001-02	2,335	(28.5 avg.)
2000-01	2,169	(26.5 avg.)
1999-00	2,357	(27.4 avg.)
1998-99	2,217	(27.0 avg.)
1997-98	2,020	(24.6 avg.)
1996-97	2,398	(29.2 avg.)
1995-96	2,716	(33.1 avg.)
1994-95	1,517	(31.6 avg.)
1993-94	2,389	(28.4 avg.)
1992-93	3,080	(36.7 avg.)
1991-92	2,900	(36.3 avg.)



TEAM STATISTICS BY SEASON

PENALTY MINUTES

2012-13	521	(10.9 avg.)
2011-12	792	(9.6 avg.)
2010-11	931	(11.4 avg.)
2009-10	1,155	(14.1 avg.)
2008-09	1,053	(12.8 avg.)
2007-08	1,075	(13.1 avg.)
2006-07	955	(11.6 avg.)
2005-06	1,058	(12.9 avg.)
2003-04	1,091	(13.3 avg.)
2002-03	1,112	(13.5 avg.)
2001-02	1,249	(15.2 avg.)
2000-01	1,364	(16.6 avg.)
1999-00	1,292	(15.8 avg.)
1998-99	1,423	(17.4 avg.)
1997-98	1,397	(17.0 avg.)
1996-97	2,085	(25.4 avg.)
1995-96	1,480	(18.0 avg.)
1994-95	840	(17.5 avg.)
1993-94	1,343	(16.0 avg.)
1992-93	2,134	(25.4 avg.)
1991-92	1,894	(23.7 avg.)

SHORTHANDED GOALS

2012-13	3
2011-12	3
2010-11	6
2009-10	8
2008-09	12
2007-08	7
2006-07	7
2005-06	10
2003-04	9
2002-03	5
2001-02	15
2000-01	8
1999-00	16
1998-99	8
1997-98	10
1996-97	9
1995-96	15
1994-95	6
1993-94	6
1992-93	13
1991-92	11

SHORTHANDED GOALS ALLOWED

2012-13	4
2011-12	4
2010-11	7
2009-10	9
2008-09	11
2007-08	9
2006-07	4
2005-06	11
2003-04	9
2002-03	10

2001-02	6
2000-01	10
1999-00	4
1998-99	4
1997-98	5
1996-97	11
1995-96	20
1994-95	5
1993-94	13
1992-93	15
1991-92	17

POWER PLAY PERCENTAGE

2012-13	20.1%	(34-169)
2011-12	21.1%	(57-270)
2010-11	23.5%	(68-289)
2009-10	21.0%	(65-309)
2008-09	24.2%	(87-360)
2007-08	18.8%	(70-372)
2006-07	22.4%	(92-410)
2005-06	18.2%	(91-500)
2003-04	16.6%	(56-337)
2002-03	18.1%	(68-375)
2001-02	16.0%	(59-369)
2000-01	14.0%	(57-406)
1999-00	16.4%	(62-377)
1998-99	13.3%	(53-399)
1997-98	13.5%	(54-400)
1996-97	14.3%	(50-349)
1995-96	16.1%	(62-385)
1994-95	11.8%	(24-203)
1993-94	16.0%	(68-424)
1992-93	16.1%	(66-409)
1991-92	17.1%	(64-374)

PENALTY KILLING PERCENTAGE

2012-13	85.0%	(22-147)
2011-12	76.9%	(52-225)
2010-11	79.6%	(56-274)
2009-10	85.0%	(49-327)
2008-09	83.3%	(51-306)
2007-08	85.8% (led NHL)	(44-310)
2006-07	83.3%	(55-330)
2005-06	80.7%	(77-399)
2003-04	85.3%	(47-319)
2002-03	81.0%	(68-358)
2001-02	85.8%	(54-381)
2000-01	86.2%	(61-441)
1999-00	83.6%	(61-372)
1998-99	85.0%	(61-407)
1997-98	85.2%	(59-398)
1996-97	83.9%	(66-409)
1995-96	76.6%	(93-397)
1994-95	81.3%	(39-208)
1993-94	78.6%	(77-360)
1992-93	76.7%	(113-483)
1991-92	78.1%	(89-407)

TEAM STATISTICS BY SEASON

TEAM SHUTOUTS

2012-13	5
2011-12	6
2010-11	6
2009-10	3
2008-09	9
2007-08	7
2006-07	11
2005-06	5
2003-04	11
2002-03	5
2001-02	9
2000-01	9
1999-00	5
1998-99	8
1997-98	7
1996-97	1
1995-96	0
1994-95	5
1993-94	3
1992-93	1
1991-92	0

POINTS PERCENTAGE

2012-13	.594
2011-12	.585
2010-11	.640
2009-10	.689
2008-09	.713 (led NHL)
2007-08	.659
2006-07	.652
2005-06	.604
2003-04	.634
2002-03	.445
2001-02	.603
2000-01	.579
1999-00	.530
1998-99	.488
1997-98	.476
1996-97	.378
1995-96	.329
1994-95	.438
1993-94	.488
1992-93	.143
1991-92	.244





SPECIAL TEAMS BY SEASON

POWER PLAY									
SEASON	HOME			ROAD			TOTAL		
	PPG	ATT	PCT.	PPG	ATT	PCT.	PPG	ATT	PCT.
2012-13	21	82	25.6	13	87	14.9	34	169	20.1
2011-12	29	139	20.9	28	131	21.4	57	270	21.1
2010-11	41	153	26.8*	27	136	19.9	68	289	23.5
2009-10	31	158	19.6	34	151	22.5	65	309	21.0
2008-09	41	197	20.8	46	163	28.2*	87	360	24.2
2007-08	39	206	18.9	31	166	18.7	70	372	18.8
2006-07	53	223	23.8	39	187	20.9	92	410	22.4
2005-06	48	257	18.7	43	243	17.7	91	500	18.2
2003-04	29	172	16.9	27	165	16.4	56	337	16.6
2002-03	37	190	19.5	31	185	16.8	68	375	18.1
2001-02	35	195	17.9	24	174	13.8	59	369	16.0
2000-01	32	219	14.6	25	187	13.4	57	406	14.0
1999-00	34	204	16.7	28	173	16.2	62	377	16.4
1998-99	23	199	11.6	30	200	15.0	53	399	13.3
1997-98	26	219	11.9	28	181	15.5	54	400	13.5
1996-97	29	175	16.6	21	174	12.1	50	349	14.3
1995-96	30	199	15.1	32	186	17.2	62	385	16.1
1994-95	14	114	12.3	10	89	11.2	24	203	11.8
1993-94	38	236	16.1	30	188	16.0	68	424	16.0
1992-93	41	225	18.2	25	184	13.6	66	409	16.1
1991-92	36	204	17.6	28	170	16.5	64	374	17.1
TOTALS	686	3884	17.7	587	3433	17.1	1273	7317	17.4

PENALTY KILLING									
SEASON	HOME			ROAD			TOTAL		
	PPGA	TSH	PCT.	PPGA	TSH	PCT.	PPGA	TSH	PCT.
2012-13	8	64	87.5	14	83	83.1	22	147	85.0
2011-12	28	105	73.3	24	120	80.0	52	225	76.9
2010-11	26	124	79.0	30	150	80.0	56	274	79.6
2009-10	22	151	85.4	27	176	84.7	49	327	85.0
2008-09	20	135	85.2	31	171	81.9	51	306	83.3
2007-08	27	149	81.9	17	161	89.4*	44	310	85.8*
2006-07	23	167	86.2	32	163	80.4	55	330	83.3
2005-06	36	169	81.7	41	203	79.8	77	399	80.7
2003-04	13	145	91.0	34	174	80.5	47	319	85.3
2002-03	34	169	79.9	34	189	82.0	68	358	81.0
2001-02	22	170	87.1	32	211	84.8	54	381	85.8
2000-01	34	197	82.7	27	244	88.9	61	441	86.2
1999-00	31	188	83.5	30	184	83.7	61	372	83.6
1998-99	27	215	87.4	34	192	82.3	61	407	85.0
1997-98	32	191	83.2	27	207	87.0	59	398	85.2
1996-97	33	189	82.5	33	220	85.0	66	409	83.9
1995-96	45	191	76.4	48	206	76.7	93	397	76.6
1994-95	17	96	82.3	22	112	80.4	39	208	81.3
1993-94	40	181	77.9	37	179	79.3	77	360	78.6
1992-93	58	231	74.9	55	252	78.2	113	483	76.6
1991-92	35	211	83.4	54	196	72.4	89	407	78.1
TOTALS	603	3374	82.1	669	3710	82.0	1272	7084	82.0

* — led NHL

HAT TRICKS

Active players on Sharks Roster in **bold**

SHARKS (45)					
GOALS	PLAYER	DATE	GAME	SCORE	GOALTENDER(S)
3	Patrick Marleau	Nov. 20, 2011	at Colorado	4-1 W	J.S. Giguere (2), Empty Net (1)
3	Devin Setoguchi	Feb. 19, 2011	vs. Colorado	4-0 W	Peter Budaj
3	Joe Thornton	Oct. 27, 2010	vs. New Jersey	5-2 W	Martin Brodeur
3	Patrick Marleau	Nov. 27, 2009	at Edmonton	5-4 W (S0)	Jeff Deslauriers
3	Dany Heatley	Nov. 20, 2009	vs. Philadelphia	6-3 W	Ray Emery
3	Dany Heatley	Oct. 8, 2009	vs. Columbus	6-3 W	Steve Mason (2), Mathieu Garon (1)
3	Joe Thornton	Mar. 25, 2008	at Phoenix	4-5 L (OT)	Ilya Bryzgalov
3	Jonathan Cheechoo	Feb. 9, 2008	vs. Nashville	4-3 W	Chris Mason
3	Jonathan Cheechoo	April 1, 2007	vs. Los Angeles	6-2 W	Sean Burke
3	Jonathan Cheechoo	Mar. 22, 2007	at Atlanta	5-1 W	Kari Lehtonen (2), Johan Hedberg (1)
3	Bill Guerin	Mar. 13, 2007	vs. Chicago	7-1 W	Patrick Lalime
3	Ryane Clowe	Jan. 6, 2007	vs. Columbus	5-2 W	Fredrik Norrena
3	Patrick Marleau	Nov. 9, 2006	at Los Angeles	7-3 W	Mathieu Garon
3	Jonathan Cheechoo	Oct. 12, 2006	at Edmonton	4-6 L	Dwayne Roloson
3	Jonathan Cheechoo	April 15, 2006	vs. Anaheim	6-3 W	J.S. Giguere (2), Ilya Bryzgalov (0), Empty Net (1)
3	Jonathan Cheechoo	Mar. 13, 2006	vs. Los Angeles	4-3 W	Mathieu Garon
3	Jonathan Cheechoo	Feb. 1, 2006	at Anaheim	6-4 W	Ilya Bryzgalov
3	Jonathan Cheechoo	Jan. 5, 2006	vs. Columbus	6-3 W	Marc Denis
3	Jonathan Cheechoo	Dec. 20, 2005	vs. Anaheim	4-2 W	J.S. Giguere
3	Alyn McCauley	Nov. 1, 2003	at Florida	6-2 W	Steve Shields
3	Patrick Marleau	April 6, 2002	vs. Detroit	6-3 W	Manny Legace
3	Mike Ricci	April 7, 2001	vs. Dallas	4-5 L (OT)	Ed Belfour
3	Teemu Selanne	Mar. 29, 2001	vs. Anaheim	7-4 W	Jean-Sebastien Giguere (2), Empty Net (1)
3	Scott Thornton	Mar. 7, 2001	at Florida	3-3 T	Roberto Luongo
3	Todd Harvey	Dec. 18, 2000	at Washington	5-3 W	Olaf Kolzig (2), Empty Net (1)
3	Jeff Friesen	Oct. 4, 1999	vs. Chicago	7-1 W	Jocelyn Thibault (1), Steve Passmore (2)
3	Owen Nolan	Oct. 4, 1999	vs. Chicago	7-1 W	Jocelyn Thibault
3	Vincent Damphousse	April 3, 1999	vs. Vancouver	5-2 W	Garth Snow (2), Empty Net (1)
3	Marco Sturm	Dec. 23, 1998	at Edmonton	5-3 W	Bob Essensa (1), Mikhail Shtalenkov (1), Empty Net (1)
3	Tony Granato	April 4, 1997	vs. Colorado	7-6 W	Craig Billington
3	Owen Nolan	Oct. 27, 1996	at Chicago	6-2 W	Jimmy Waite (2), E. Belfour (1)
3	Tony Granato	Oct. 6, 1996	at Los Angeles	7-6 W	Stephane Fiset
3	Jeff Friesen	Mar. 20, 1996	at Winnipeg	7-1 W	Nikolai Khabibulin (2), Dominic Roussel (1)
3	Alexei Yegorov	Feb. 20, 1996	at Calgary	3-5 L	Rick Tabaracci
3	Kevin Miller	Jan. 30, 1996	vs. Hartford	8-2 W	Sean Burke (1), Jason Muzzatti (2)
3	Ray Sheppard	Jan. 13, 1996	at Pittsburgh	10-8 W	Tom Barrasso
4	Owen Nolan	Dec. 19, 1995	at Anaheim	7-4 W	Guy Hebert (1), Mikhail Shtalenkov (3)
3	Ulf Dahlen	April 2, 1994	vs. Vancouver	7-4 W	Kay Whitmore
3	Sergei Makarov	Mar. 29, 1994	vs. Winnipeg	9-4 W	Tim Cheveldae
3	Igor Larionov	Mar. 25, 1994	at Winnipeg	8-3 W	Tim Cheveldae
3	Rob Gaudreau	Feb. 6, 1994	at Dallas	7-1 W	D. Wakaluk (2), Andy Moog (1)
3	Igor Larionov	Jan. 15, 1994	vs. Hartford	8-2 W	Sean Burke
3	Johan Garpenlov	April 1, 1993	vs. Winnipeg	5-9 L	Bob Essensa
3	Rob Gaudreau	Dec. 12, 1992	vs. Quebec	7-8 L	Ron Hextall
3	Rob Gaudreau	Dec. 3, 1992	vs. Hartford	5-7 L	Sean Burke



HAT TRICKS

Active players on Sharks Roster in **bold**



OPPONENTS (73)					
GOALS	PLAYER	DATE	GAME	SCORE	GOALTENDER(S)
3	Vladimir Sobotka	Mar. 9, 2013	vs. St. Louis	3-4 OT	Antti Niemi
3	Jeff Carter	Feb. 21, 2012	at Columbus	3-6 L	Antti Niemi (1), Thomas Greiss (2)
3	Olli Jokinen	Feb. 8, 2012	vs. Calgary	3-4 L	Antti Niemi
3	Corey Perry	April 6, 2011	at Anaheim	2-6 L	Antero Niittymäki
3	Rick Nash	Nov. 20, 2010	vs. Columbus	0-3 L	Antero Niittymäki
3	Steve Ott	Mar. 31, 2010	at Dallas	1-5 L	Evgeni Nabokov
3	Owen Nolan	Jan. 30, 2008	at Calgary	4-5 L	Evgeni Nabokov
3	Bill Guerin	Feb. 13, 2007	at St. Louis	6-5 W	Vesa Toskala
3	Jeremy Roenick	Dec. 30, 2006	at Phoenix	0-8 L	Evgeni Nabokov (1), Vesa Toskala (2)
3	Ryan Smyth	Oct. 12, 2006	at Edmonton	4-6 L	Evgeni Nabokov
3	Steven Reinprecht	Apr. 1, 2006	vs. Phoenix	3-4 L OT	Vesa Toskala
3	Mathieu Schneider	Nov. 26, 2005	vs. Detroit	6-7 L	Evgeni Nabokov
3	Brian Rolston	Nov. 5, 2005	vs. Minnesota	1-3 L	Nolan Schaefer (2), Empty Net (1)
3	Steve Sullivan	Feb. 18, 2004	at Nashville	3-7 L	Evgeni Nabokov
3	Josef Vasicek	Oct. 28, 2003	at Carolina	0-3 L	Vesa Toskala
3	Steven Reinprecht	Jan. 4, 2002	vs. Colorado	1-6 L	Evgeni Nabokov (1), Miikka Kiprusoff (2)
3	Tyler Arnason	Dec. 28, 2002	vs. Chicago	3-3 T	Evgei Nabokov
3	Andreas Johansson	Nov. 27, 2002	at Nashville	2-4 L	Evgeni Nabokov
3	Markus Naslund	Oct. 21, 2002	vs. Vancouver	2-5 L	Vesa Toskala (1), Miikka Kiprusoff (2)
3	Espen Knutsen	Jan. 24, 2002	at Columbus	2-6 L	Evgeni Nabokov (2), Miikka Kiprusoff (1)
3	Patrik Elias	Oct. 18, 2001	at New Jersey	1-6 L	Evgeni Nabokov (2), Miikka Kiprusoff (1)
3	Brendan Shanahan	Oct. 4, 2001	vs. Detroit	3-4 L OT	Evgeni Nabokov
3	Paul Kariya	Mar. 29, 2001	vs. Anaheim	7-4 W	Evgeni Nabokov (2), Miikka Kiprusoff (1)
3	Tomas Holmstrom	Mar. 18, 2001	vs. Detroit	4-6 L	Evgeni Nabokov (2), Miikka Kiprusoff (1)
3	Daniel Alfreðsson	Mar. 1, 2001	at Ottawa	4-8 L	Evgeni Nabokov (1), Steve Shields (2)
3	Todd Bertuzzi	Dec. 30, 2000	vs. Vancouver	3-6 L	Evgeni Nabokov
3	Harold Druken	Dec. 8, 2000	vs. Vancouver	1-6 L	Evgeni Nabokov (1), Steve Shields (2)
3	Theoren Fleury	Oct. 10, 1998	vs. Calgary	3-2 L	Mike Vernon
3	Keith Tkachuk	Dec. 26, 1997	vs. Phoenix	0-4 L	Kelly Hrudey (1), Mike Vernon (2)
3	Teemu Selanne	Nov. 10, 1997	at Anaheim	6-4 W	Mike Vernon
3	Zigmund Palffy	Oct. 16, 1997	vs. NY Islanders	2-5 L	Mike Vernon
3	Brendan Shanahan	Feb. 12, 1997	at Detroit	1-7 L	Wade Flaherty
3	Teemu Selanne	Nov. 1, 1996	at Anaheim	3-4 L	Kelly Hrudey
3	John LeClair	Mar. 17, 1996	at Philadelphia	2-8 L	Geoff Sarjeant
3	Brett Hull	Mar. 15, 1996	vs. St. Louis	2-4 L	Terreri (1), Sarjeant (2)

HAT TRICKS

Active players on Sharks Roster in **bold**

OPPONENTS (73) continued

GOALS	PLAYER	DATE	GAME	SCORE	GOALTENDER(S)
3	Brian Bellows	Mar. 1, 1996	vs. Tampa Bay	3-7 L	Wade Flaherty
3	Jason Wiener	Mar. 1, 1996	vs. Tampa Bay	3-7 L	Wade Flaherty
3	Teemu Selanne	Feb. 25, 1996	at Anaheim	3-4 L	Chris Terreri
3	Gary Roberts	Feb. 20, 1996	at Calgary	3-5 L	Chris Terreri
3	Valeri Kamensky	Dec. 5, 1995	at Colorado	2-12 L	Chris Terreri (2), Wade Flaherty (1)
3	Cliff Ronning	Dec. 1, 1995	at Vancouver	2-7 L	Chris Terreri (2), Wade Flaherty (1)
3	Ron Francis	Nov. 10, 1995	vs. Pittsburgh	1-9 L	Arturs Irbe (2), Wade Flaherty (1)
3	Donald Audette	Nov. 8, 1995	at Buffalo	2-7 L	Wade Flaherty
3	Alexander Mogilny	Oct. 14, 1995	vs. Vancouver	6-7 L	Wade Flaherty
3	Joe Nieuwendyk	April 10, 1995	at Calgary	3-8 L	Wade Flaherty (3), Arturs Irbe
3	Nelson Emerson	Mar. 28, 1995	vs. Winnipeg	6-5 W	Arturs Irbe (3), Wade Flaherty
3	Bernie Nicholls	Mar. 21, 1995	vs. Chicago	3-7 L	Wade Flaherty
3	Mike Modano	Feb. 21, 1994	vs. Dallas	3-6 L	Jimmy Waite
5	Mike Ricci	Feb. 17, 1994	vs. Quebec	2-8 L	Arturs Irbe (3), Jimmy Waite (2)
3	Mikael Renberg	Feb. 15, 1994	vs. Philadelphia	4-6 L	Arturs Irbe
3	Patrick Flatley	Feb. 1, 1994	at N.Y. Islanders	4-5 L	Arturs Irbe
3	Vyacheslav Kozlov	Jan. 6, 1994	vs. Detroit	3-10 L	Arturs Irbe (2), Jimmy Waite (1)
3	Ray Sheppard	Jan. 6, 1994	vs. Detroit	3-10 L	Arturs Irbe (2), Jimmy Waite (1)
3	Scott Young	Dec. 19, 1993	at Quebec	5-7 L	Jimmy Waite
3	Kevin Miller	Oct. 21, 1993	at St. Louis	2-5 L	Jimmy Waite
3	Stephane Richer	Mar. 29, 1993	at New Jersey	0-5 L	Jeff Hackett
3	Ronnie Stern	Feb. 10, 1993	at Calgary	1-13 L	Arturs Irbe (2), Jeff Hackett (1)
3	Robert Reichel	Feb. 10, 1993	at Calgary	1-13 L	Arturs Irbe (2), Jeff Hackett (1)
3	Bob Kudelski	Jan. 10, 1993	at Ottawa	2-3 L	Jeff Hackett
3	Scott Young	Dec. 12, 1992	vs. Quebec	7-8	Brian Hayward
3	Mike Donnelly	Nov. 8, 1992	vs. Los Angeles	4-11 L	Arturs Irbe
3	Jari Kurri	Nov. 8, 1992	vs. Los Angeles	4-11 L	Arturs Irbe
3	Luc Robitaille	Nov. 8, 1992	vs. Los Angeles	4-11 L	Arturs Irbe
3	Rick Tocchet	Mar. 6, 1992	vs. Pittsburgh	3-7 L	Jarmo Myllys
3	Jimmy Carson	Feb. 15, 1992	at Detroit	1-11 L	Arturs Irbe (3), Jarmo Myllys
3	Dale Hawerchuk	Feb. 14, 1992	at Buffalo	6-7 L	Jarmo Myllys
3	Stephan Lebeau	Feb. 12, 1992	at Montreal	1-6	Jeff Hackett
3	John Druce	Feb. 9, 1992	at Washington	2-6 L	Jeff Hackett (3), Jarmo Myllys
3	John Cullen	Feb. 4, 1992	vs. Hartford	6-5 W	Jeff Hackett
3	Igor Larionov	Dec. 28, 1991	vs. Vancouver	2-3 L	Jeff Hackett
3	Kevin Stevens	Dec. 5, 1991	vs. Pittsburgh	0-8 L	Jeff Hackett, Arturs Irbe (1), Brian Hayward (2)
3	Wayne Gretzky	Nov. 23, 1991	at Los Angeles	4-6 L	Arturs Irbe
3	Pat Lafontaine	Nov. 12, 1991	vs. Buffalo	1-7 L	Arturs Irbe (1), Jeff Hackett (2)
3	Bob Kudelski	Oct. 16, 1991	at Los Angeles	5-8 L	Jeff Hackett



SHUTOUTS

Active players on Sharks Roster in **bold**

SHARKS (116)				
DATE	OPPONENT	GOALTENDER	SCORE	SAVES
Apr. 15, 2013	at Phoenix	Antti Niemi	4-0 W	35
Mar. 28, 2013	vs. Detroit	Antti Niemi	2-0 W	27
Mar. 27, 2013	vs. Anaheim	Antti Niemi	4-0 W	22
Feb. 9, 2013	vs. Phoenix	Antti Niemi	0-1 SOL	21 (0/2 in shootout)
Jan. 26, 2013	vs. Colorado	Thomas Greiss	4-0 W	24
Mar. 31, 2012	vs. Dallas	Antti Niemi	3-0	22
Feb. 28, 2012	vs. Philadelphia	Antti Niemi	1-0	26
Jan. 31, 2012	vs. Columbus	Antti Niemi	6-0	30
Jan. 24, 2012	at Calgary	Antti Niemi	1-0	25
Jan. 12, 2012	at Winnipeg	Antti Niemi	2-0	24
Nov. 23, 2011	vs. Chicago	Antti Niemi	1-0	34
Mar. 31, 2011	vs. Dallas	Antti Niemi	6-0	29
Feb. 19, 2011	vs. Colorado	Antti Niemi	4-0	25
Feb. 8, 2011	at Washington	Antti Niemi	2-0	25
Feb. 5, 2011	at Boston	Antti Niemi	2-0	26
Jan. 1, 2011	at Los Angeles	Antti Niemi	1-0	29
Dec. 2, 2010	at Ottawa	Antti Niemi	4-0	28
Mar. 25, 2010	vs. Dallas	Evgeni Nabokov	3-0	27
Nov. 7, 2009	vs. Pittsburgh	Evgeni Nabokov	5-0	27
Oct. 12, 2009	vs. Phoenix	Evgeni Nabokov	0-1 SOL	30 (1/3 in shootout)
April 7, 2009	vs. Colorado	Evgeni Nabokov	1-0 SOW	20 (3/3 in shootout)
Mar. 15, 2009	at Anaheim	Evgeni Nabokov	1-0	34
Feb. 23, 2009	at Dallas	Evgeni Nabokov	1-0	29
Jan. 29, 2009	vs. Phoenix	Evgeni Nabokov	2-0	24
Jan. 27, 2009	at Colorado	Evgeni Nabokov	3-0	31
Dec. 23, 2008	vs. Vancouver	Evgeni Nabokov	5-0	33
Dec. 11, 2008	vs. Anaheim	Evgeni Nabokov	2-0	31
Oct. 25, 2008	at Tampa Bay	Brian Boucher	3-0	22
Oct. 12, 2008	at Los Angeles	Brian Boucher	1-0	21
Mar. 1, 2008	at St. Louis	Brian Boucher	2-0	24
Jan. 29, 2008	at Edmonton	Evgeni Nabokov	3-0	13
Dec. 28, 2007	at St. Louis	Evgeni Nabokov	1-0	26
Dec. 7, 2007	at Phoenix	Evgeni Nabokov	1-0	27
Nov. 15, 2007	at Phoenix	Evgeni Nabokov	6-0	15
Nov. 12, 2007	vs. Phoenix	Evgeni Nabokov	5-0	25
Oct. 20, 2007	vs. Nashville	Evgeni Nabokov	3-0	22
Mar. 16, 2007	vs. Columbus	Evgeni Nabokov	3-0	35
Mar. 11, 2007	vs. Edmonton	Evgeni Nabokov	3-0	22
Mar. 6, 2007	at Minnesota	Evgeni Nabokov	3-0	26
Mar. 4, 2007	at Dallas	Evgeni Nabokov	4-0	26
Feb. 22, 2007	at Chicago	Evgeni Nabokov	2-0	21
Dec. 11, 2006	vs. Phoenix	Vesa Toskala	4-0	23
Nov. 28, 2006	at St. Louis	Vesa Toskala	2-0	29
Nov. 25, 2006	vs. New Jersey	Evgeni Nabokov	2-0	24
Oct. 23, 2006	at Columbus	Vesa Toskala	3-0	23
Oct. 17, 2006	vs. Dallas	Evgeni Nabokov	2-0	32
Oct. 7, 2006	vs. New York Islanders	Evgeni Nabokov	2-0	26
April 6, 2006	at Los Angeles	Vesa Toskala	5-0	14
Mar. 21, 2006	at St. Louis	Vesa Toskala	6-0	33
Jan. 12, 2006	at Ottawa	Evgeni Nabokov	2-0	40
Dec. 2, 2005	at Buffalo	Evgeni Nabokov, Nolan Schaefer	5-0	20 7

SHUTOUTS

Active players on Sharks Roster in **bold**

DATE	OPPONENT	GOALTENDER	SCORE	SAVES
Nov. 4, 2005	at Anaheim	Nolan Schaefer	1-0	21
Mar. 31, 2004	at Los Angeles	Evgeni Nabokov	3-0	22
Mar. 26, 2004	at Phoenix	Vesa Toskala	3-0	30
Feb. 29, 2004	vs. St. Louis	Evgeni Nabokov	1-0	24
Feb. 5, 2004	vs. Phoenix	Evgeni Nabokov	5-0	20
Feb. 3, 2004	vs. Florida	Evgeni Nabokov	3-0	26
Jan. 24, 2004	vs. Minnesota	Evgeni Nabokov	4-0	24
Dec. 31, 2003	at Columbus	Evgeni Nabokov	1-0	26
Dec. 27, 2003	vs. Los Angeles	Evgeni Nabokov	5-0	25
Dec. 13, 2003	vs. Anaheim	Evgeni Nabokov	2-0	28
Nov. 21, 2003	at Phoenix	Evgeni Nabokov, Vesa Toskala	5-0	9 31
Oct. 16, 2003	vs. Philadelphia	Evgeni Nabokov	0-0 OT	26
Mar. 27, 2003	vs. Detroit	Vesa Toskala	3-0	25
Feb. 21, 2003	vs. Columbus	Evgeni Nabokov	6-0	29
Jan. 27, 2003	at Los Angeles	Evgeni Nabokov	3-0	32
Jan. 11, 2003	vs. Vancouver	Miikka Kiprusoff	3-0	29
Dec. 14, 2002	vs. Washington	Evgeni Nabokov	2-0	34
Mar. 9, 2002	vs. Vancouver	Miikka Kiprusoff	2-0	32
Feb. 10, 2002	vs. Carolina	Evgeni Nabokov	4-0	24
Feb. 6, 2002	vs. Calgary	Evgeni Nabokov	2-0	27
Jan. 15, 2002	at Colorado	Evgeni Nabokov	1-0 (OT)	38
Jan. 5, 2002	vs. Florida	Miikka Kiprusoff	6-0	28
Dec. 14, 2001	at Colorado	Evgeni Nabokov	3-0	38
Nov. 29, 2001	vs. Pittsburgh	Evgeni Nabokov	5-0	38
Oct. 27, 2001	vs. Columbus	Evgeni Nabokov	2-0	16
Oct. 6, 2001	vs. Minnesota	Evgeni Nabokov	0-0 (OT)	19
April 5, 2001	vs. Phoenix	Evgeni Nabokov	3-0	28
Mar. 26, 2001	at Los Angeles	Evgeni Nabokov	0-0 (OT)	27
Mar. 12, 2001	vs. Montreal	Evgeni Nabokov, Miikka Kiprusoff	3-0	20 0
Feb. 16, 2001	at Nashville	Evgeni Nabokov	2-0	19
Feb. 14, 2001	at Chicago	Steve Shields	7-0	31
Feb. 8, 2001	at Vancouver	Steve Shields	0-0 (OT)	26
Dec. 20, 2000	at Detroit	Evgeni Nabokov	2-0	31
Dec. 4, 2000	at Calgary	Evgeni Nabokov	8-0	21
Nov. 11, 2000	at NY Islanders	Evgeni Nabokov	4-0	24
April 3, 2000	at Edmonton	Steve Shields	1-0	20
Feb. 11, 2000	at Atlanta	Steve Shields	3-0	24
Feb. 8, 2000	at Tampa Bay	Steve Shields	8-0	23
Jan. 19, 2000	at Colorado	Evgeni Nabokov	0-0 (OT)	39
Oct. 13, 1999	at Dallas	Steve Shields	2-0	35
April 6, 1999	at Phoenix	Steve Shields	1-0	33
April 2, 1999	at Vancouver	Steve Shields	7-0	18
Mar. 12, 1999	vs. Detroit	Steve Shields	2-0	26
Feb. 8, 1999	at Phoenix	Mike Vernon	3-0	27
Jan. 11, 1999	vs. Los Angeles	Mike Vernon	4-0	30
Dec. 26, 1998	vs. Vancouver	Steve Shields	2-0	25
Nov. 12, 1998	vs. Carolina	Mike Vernon	3-0	20
Nov. 4, 1998	vs. Dallas	Mike Vernon	4-0	21
April 7, 1998	vs. Calgary	Mike Vernon, Kelly Hrudey	6-0	13 3
Mar. 6, 1998	at Anaheim	Mike Vernon	3-0	23



SHUTOUTS

Active players on Sharks Roster in **bold**

DATE	OPPONENT	GOALTENDER	SCORE	SAVES
Feb. 4, 1998	at Edmonton	Mike Vernon	3-0	21
Dec. 18, 1997	vs. Vancouver	Mike Vernon	0-0 (OT)	21
Dec. 12, 1997	at Dallas	Kelly Hrudey	1-0	24
Nov. 20, 1997	at Philadelphia	Mike Vernon	3-0	28
Nov. 4, 1997	vs. Toronto	Mike Vernon	0-0 (OT)	19
Mar. 6, 1997	vs. Ottawa	Ed Belfour	2-0	29
April 28, 1995	vs. Los Angeles	Arturs Irbe	4-0	29
April 16, 1995	vs. Los Angeles	Arturs Irbe	2-0	22
April 7, 1995	vs. Edmonton	Wade Flaherty	5-0	26
Feb. 17, 1995	at Los Angeles	Arturs Irbe	2-0	37
Jan. 25, 1995	vs. Winnipeg	Arturs Irbe	4-0	28
Mar. 6, 1994	vs. Anaheim	Arturs Irbe	6-0	25
Feb. 13, 1994	vs. Chicago	Arturs Irbe	1-0	23
Nov. 27, 1993	vs. Anaheim	Arturs Irbe	1-0	15
Nov. 17, 1992	vs. Los Angeles	Arturs Irbe	6-0	39

OPPONENTS (106)				
DATE	OPPONENT	GOALTENDER	SCORE	SAVES
Apr. 9, 2013	at Columbus	Sergei Bobrovsky	0-4	30
Mar. 23, 2013	at Minnesota	Niklas Backstrom	0-2	33
Feb. 12, 2013	at Nashville	Pekka Rinne	0-1	25
Feb. 9, 2013	vs. Phoenix	Mike Smith	0-1 SOW	33 (2/2 in shootout)
March 29, 2012	at Phoenix	Mike Smith	0-2	38
March 10, 2012	at Phoenix	Mike Smith	0-3	42
March 1, 2012	vs. Buffalo	Ryan Miller	0-1	39
Feb. 12, 2012	at St. Louis	Jaroslav Halak	0-3	25
Dec. 10, 2011	at St. Louis	Brian Elliot	0-1	24
Nov. 28, 2011	at Los Angeles	Jonathan Quick	0-2	33
Nov. 12, 2011	vs. Phoenix	Mike Smith	0-3	31
Oct. 14, 2011	at Anaheim	Jonas Hiller	0-1	31
Jan. 9, 2011	at Anaheim	Jonas Hiller	0-1	37
Jan. 6, 2011	vs. Buffalo	Ryan Miller	0-3	36
Dec. 27, 2010	vs. Los Angeles	Jonathan Quick	0-4	24
Nov. 20, 2010	vs. Columbus	Mathieu Garon	0-3	35
Nov. 4, 2010	at St. Louis	Jaroslav Halak	0-2	25
Nov. 2, 2010	at Minnesota	Niklas Backstrom	0-1	36
Oct. 24, 2010	at Calgary	Miikka Kiprusoff	0-4	27
Feb. 10, 2010	at Columbus	Steve Mason	0-3	40
Oct. 12, 2009	vs. Phoenix	Ilya Bryzgalov	1-0 SOW	26 (2/3 in shootout)
April 7, 2009	vs. Colorado	Peter Budaj	1-0 SOL	30 (2/3 in shootout)
Dec. 18, 2008	at Detroit	Ty Conklin	0-6	24
Oct. 17, 2008	at Anaheim	J.S. Giguere	0-4	38
Dec. 18, 2007	vs. Anaheim	J.S. Giguere	0-2	20
Feb. 16, 2007	at Columbus	Frederic Norrena	0-3	29
Feb. 14, 2007	at Nashville	Tomas Vokoun	0-5	22
Jan. 20, 2007	vs. St. Louis	Manny Legace	0-1	31
Dec. 30, 2006	at Phoenix	Curtis Joseph	0-8	40
Dec. 21, 2006	vs. Dallas	Marty Turco	0-3	20
Dec. 4, 2006	at Dallas	Marty Turco	0-1	25
Nov. 21, 2006	at Anaheim	J.S. Giguere	0-5	23
April 17, 2006	vs. Los Angeles	Jason Labarbera	0-4	31
Mar. 23, 2006	at Detroit	Manny Legace	0-4	28
Mar. 4, 2006	at Calgary	Miikka Kiprusoff	0-2	26

SHUTOUTS

Active players on Sharks Roster in **bold**

DATE	OPPONENT	GOALTENDER	SCORE	SAVES
Feb. 4, 2006	vs. Anaheim	J.S. Giguere	0-2	35
Jan. 26, 2006	vs. Anaheim	Ilya Bryzgalov	0-2	24
Mar. 7, 2004	at Dallas	Marty Turco	0-4	22
Jan. 13, 2004	vs. Dallas	Marty Turco	0-3	17
Oct. 28, 2003	at Carolina	Kevin Weekes	0-3	28
Oct. 21, 2003	vs. Anaheim	Martin Gerber	0-2	34
Oct. 16, 2003	vs. Philadelphia	Jeff Hackett	0-0 (OT)	27
Mar. 20, 2003	at Colorado	Patrick Roy	0-2	29
Mar. 9, 2003	at Dallas	Ron Tugnutt	0-3	23
Feb. 19, 2003	vs. NY Islanders	Garth Snow	0-3	29
Feb. 12, 2003	at Columbus	Marc Denis	0-1	38
Mar. 23, 2002	at Los Angeles	Felix Potvin	0-3	17
Mar. 13, 2002	vs. St. Louis	Brent Johnson	0-2	18
Mar. 5, 2002	vs. Nashville	Mike Dunham	0-2	26
Dec. 21, 2001	at Detroit	Dominik Hasek	0-3	19
Nov. 21, 2001	vs. Minnesota	Manny Fernandez	0-2	22
Oct. 6, 2001	vs. Minnesota	Dwayne Roloson	0-0 (OT)	36
Mar. 26, 2001	at Los Angeles	Felix Potvin	0-0 (OT)	15
March 17, 2001	at Los Angeles	Felix Potvin	0-1 OTL	18
Mar. 10, 2001	vs. Nashville	Tomas Vokoun	0-3	17
Feb. 21, 2001	at Anaheim	J.S. Giguere	0-1	24
Feb. 8, 2001	at Vancouver	Bob Essensa	0-0 (OT)	31
Jan. 3, 2001	vs. Calgary	Fred Brathwaite	0-1	30
April 1, 2000	at Calgary	Fred Brathwaite	0-3	29
Feb. 1, 2000	vs. Phoenix	Bob Essensa	0-1 OTL	34
Jan. 19, 2000	at Colorado	Patrick Roy	0-0 (OT)	15
Dec. 26, 1999	vs. Anaheim	Dominic Roussel	0-1	26
April 16, 1999	vs. Los Angeles	Stephane Fiset	0-2	33
Mar. 6, 1999	vs. Chicago	Jocelyn Thibault	0-4	23
Feb. 6, 1999	at Los Angeles	Jamie Storr	0-2	27
Jan. 30, 1999	at Colorado	Patrick Roy	0-5	22
Jan. 26, 1999	vs. St. Louis	Rich Parent	0-3	20
Dec. 15, 1998	vs. N.Y. Islanders	Tommy Salo	0-1	13
Dec. 2, 1998	vs. Dallas	Ed Belfour	0-3	26



Patrick Roy



Trevor Kidd

SHUTOUTS

Active players on Sharks Roster in **bold**

DATE	OPPONENT	GOALTENDER	SCORE	SAVES
Nov. 25, 1998	at Carolina	Trevor Kidd	0-3	36
Oct. 18, 1998	vs. Boston	Rob Tallas	0-3	22
Mar. 21, 1998	vs. Colorado	Patrick Roy	0-2	23
Jan. 29, 1998	vs. Chicago	Jeff Hackett	0-3	29
Jan. 3, 1998	at Boston	Byron Dafeo	0-3	23
Dec. 26, 1997	vs. Phoenix	Nikolai Khabibulin	0-4	30
Dec. 18, 1997	vs. Vancouver	Arturs Irbe	0-0 (OT)	38
Nov. 4, 1997	vs. Toronto	Glenn Healy, Marcel Cousineau	0-0 (OT)	16 6
Nov. 1, 1997	at St. Louis	Grant Fuhr	0-2	24
Oct. 7, 1997	vs. Ottawa	Damien Rhodes	0-1	23
Dec. 13, 1996	vs. Pittsburgh	Pat Lalime	0-4	20
Nov. 23, 1996	vs. Anaheim	Guy Hebert	0-3	25
Oct. 8, 1996	at Colorado	Patrick Roy	0-6	24
April 12, 1996	vs. Calgary	Rick Tabaracci	0-6	25
Feb. 12, 1996	at Montreal	Jocelyn Thibault	0-3	21
April 17, 1995	at Anaheim	Guy Hebert	0-3	27
April 13, 1995	at Detroit	Mike Vernon	0-3	12
Feb. 24, 1995	vs. Calgary	Trevor Kidd	0-3	17
Feb. 7, 1995	at Detroit	Chris Osgood	0-6	16
Mar. 12, 1994	at Calgary	Mike Vernon	0-2	16
Feb. 26, 1994	at Detroit	Chris Osgood	0-2	22
Nov. 11, 1993	at Dallas	Jon Casey	0-4	20
Mar. 29, 1993	at New Jersey	Chris Terreri	0-5	24
Mar. 16, 1993	vs. N.Y. Islanders	Glen Healy	0-6	26
Feb. 25, 1993	vs. Toronto	Daren Puppa	0-5	22
Feb. 22, 1993	vs. N.Y. Rangers	John Vanbiesbrouck	0-4	29
Feb. 12, 1993	at Edmonton	Bill Ranford	0-6	28
Nov. 19, 1992	vs. Toronto	Grant Fuhr	0-2	23
Mar. 11, 1992	at Winnipeg	Stephane Beauregard	0-3	20
Mar. 1, 1992	vs. Philadelphia	Ron Hextall	0-1	30
Feb. 2, 1992	at Winnipeg	Bob Essensa	0-6	40
Jan. 4, 1992	vs. Montreal	Patrick Roy	0-1 OTL	25
Dec. 19, 1991	at St. Louis	Curtis Joseph	0-4	21
Dec. 5, 1991	vs. Pittsburgh	Tom Barrasso	0-8	39
Nov. 16, 1991	at Vancouver	Kirk McLean	0-1	20
Oct. 26, 1991	at New Jersey	Chris Terreri	0-9	26
Oct. 23, 1991	at Hartford	Kay Whitmore	0-3	33

PENALTY SHOTS

SHARKS (35)

DATE	OPPONENT	PLAYER	GOALTENDER	RESULT	TIME	PERIOD	SCORE
March 23, 2013	at Minnesota	Andrew Desjardins	Niklas Backstrom	Unsuccessful	3:06	1st	0-2 L
March 16, 2013	at Los Angeles	Tommy Wingels	Jonathan Bernier	Unsuccessful	7:58	2nd	2-5 L
Mar. 4, 2010	vs. Montreal	Dan Boyle	Carey Price	Unsuccessful	13:31	2nd	3-2 W
Dec. 30, 2009	vs. Washington	Joe Thornton	Michael Neuvirth	Successful	8:08	3rd	5-2 W
Dec. 30, 2009	vs. Washington	Ryane Clowe	Michael Neuvirth	Successful	16:37	2nd	5-2 W
Dec. 17, 2009	vs. Anaheim	Torrey Mitchell	J.S. Giguere	Unsuccessful	13:40	1st	4-1 W
Oct. 8, 2009	vs. Columbus	Dany Heatley	Mathieu Garon	Successful	7:08	3rd	6-3 W
Dec. 29, 2008	at Dallas	Patrick Marleau	Marty Turco	Unsuccessful	16:17	3rd	3-1 W
Mar. 14, 2008	vs. St. Louis	Patrick Marleau	Hannu Toivonen	Successful	13:25	1st	4-1 W
Mar. 9, 2008	at Minnesota	Tomas Plihal	Niklas Backstrom	Successful	13:44	1st	3-2 WSO
Dec. 28, 2007	at St. Louis	Christian Ehrhoff	Manny Legace	Unsuccessful	11:11	3rd	1-0 W
Dec. 16, 2007	at Anaheim	Milan Michalek	J.S. Giguere	Unsuccessful	19:33	1st	2-1 WSO
Nov. 12, 2007	vs. Phoenix	Joe Pavelski	Mikael Tellqvist	Unsuccessful	8:22	1st	5-0 W
Mar. 13, 2007	vs. Chicago	Bill Guerin	Patrick Lalime	Successful	19:47	3rd	7-1 W
Dec. 7, 2006	vs. Colorado	Mike Grier	Jose Theodore	Unsuccessful	14:48	2nd	2-5 L
Feb. 28, 2006	vs. Detroit	Nils Ekman	Manny Legace	Unsuccessful	7:06	3rd	5-1 W
Dec. 20, 2005	vs. Anaheim	Jonathan Cheechoo	J.S. Giguere	Successful	5:16	3rd	4-2 W
Oct. 26, 2005	at Dallas	Marcel Goc	Marty Turco	Unsuccessful	17:22	1st	5-4 W
Oct. 8, 2005	at St. Louis	Patrick Marleau	Patrick Lalime	Successful	7:36	1st	7-6 W
Feb. 23, 2004	vs. Columbus	Jonathan Cheechoo	Pascal Leclaire	Successful	:32	3rd	4-2 W
Dec. 6, 2003	vs. Dallas	Nils Ekman	Ron Tugnutt	Successful	11:59	2nd	2-1 W
Nov. 15, 2003	vs. Toronto	Marco Sturm	Mikael Tellqvist	Unsuccessful	10:00	1st	2-2 T
Mar. 21, 2003	vs. Boston	Patrick Marleau	Steve Shields	Unsuccessful	10:14	2nd	3-2 W
Nov. 11, 2002	vs. NY Rangers	Patrick Marleau	Dan Blackburn	Successful	10:02	3rd	4-5 L
Nov. 24, 2001	at Los Angeles	Alexander Korolyuk	Jamie Storr	Unsuccessful	1:39	3rd	1-3 L
Jan. 24, 2001	vs. Edmonton	Jeff Friesen	Dominic Roussel	Unsuccessful	2:20	2nd	6-1 W
Jan. 11, 2000	vs. St. Louis	Alex Korolyuk	Roman Turek	Successful	13:12	3rd	2-5 L
Dec. 30, 1999	at St. Louis	Jeff Friesen	Roman Turek	Unsuccessful	7:50	2nd	1-2 L (OT)
Oct. 24, 1999	at Los Angeles	Mike Ricci	Stephane Fiset	Unsuccessful	19:09	2nd	3-4 L
Dec. 26, 1998	vs. Vancouver	Owen Nolan	Garth Snow	Unsuccessful	6:37	2nd	2-0 W
Mar. 28, 1996	vs. Colorado	Jamie Baker	Patrick Roy	Unsuccessful	13:27	1st	3-8 L
Mar. 5, 1996	at Colorado	Ville Peltonen	Patrick Roy	Unsuccessful	14:41	2nd	5-3 W
Dec. 5, 1995	at Colorado	Kevin Miller	Stephane Fiset	Successful	19:47	3rd	2-12 L
Dec. 2, 1995	vs. Washington	Jeff Friesen	Jim Carey	Successful	7:33	1st	5-3 W
Mar. 29, 1994	vs. Winnipeg	Sergei Makarov	Tim Cheveldae	Successful	18:34	2nd	9-4 W





PENALTY SHOTS

OPPONENTS (28)							
DATE	OPPONENT	PLAYER	GOALTENDER	RESULT	TIME	PERIOD	SCORE
Oct. 21, 2011	at New Jersey	Zach Parise	Antti Niemi	Successful	:36	2nd	4-3 W (SO)
Dec. 18, 2010	at St. Louis	David Backes	Antero Niittymäki	Successful	10:44	2nd	4-1 W
April 2, 2010	vs. Phoenix	James Sheppard	Evgeni Nabokov	Unsuccessful	10:53	2nd	3-2 W
Feb. 5, 2009	vs. Carolina	Matt Cullen	Evgeni Nabokov	Successful	4:55	2nd	3-4 LSO
Feb. 8, 2008	vs. Columbus	Rick Nash	Evgeni Nabokov	Unsuccessful	13:03	2nd	2-1 W
Dec. 22, 2007	vs. Anaheim	Todd Bertuzzi	Evgeni Nabokov	Unsuccessful	13:07	1st	2-5 L
Nov. 24, 2007	vs. Los Angeles	Ladislav Nagy	Evgeni Nabokov	Unsuccessful	11:58	2nd	1-2 L
Nov. 7, 2007	vs. Dallas	Sergei Zubov	Evgeni Nabokov	Unsuccessful	6:54	1st	1-3 L
Feb. 28, 2007	vs. Nashville	Martin Erat	Evgeni Nabokov	Unsuccessful	12:07	2nd	3-4 L (SO)
Feb. 2, 2006	vs. Minnesota	Marion Gaborik	Vesa Toskala	Successful	14:59	3rd	2-3 L (OT)
Nov. 30, 2005	at Dallas	Antti Miettinen	Evgeni Nabokov	Successful	5:10	1st	1-4 L
Oct. 29, 2005	vs. Calgary	Tony Amonte	Nolan Schaefer	Unsuccessful	9:28	1st	3-2 W
Dec. 2, 2003	at Calgary	Shean Donovan	Vesa Toskala	Successful	19:06	2nd	1-2 L
Oct. 18, 2003	vs. Ottawa	Marian Hossa	Evgeni Nabokov	Successful	9:22	3rd	1-4 L
April 3, 2003	at Edmonton	Mike Comrie	Vesa Toskala	Unsuccessful	9:04	2nd	3-3 T
Mar. 24, 2003	vs. Tampa Bay	Martin St. Louis	Evgeni Nabokov	Unsuccessful	17:56	3rd	1-4 L
Mar. 15, 2003	vs. Calgary	Jarome Iginla	Vesa Toskala	Unsuccessful	6:23	3rd	3-2 W
Feb. 17, 2003	at Los Angeles	Ziggy Palffy	Evgeni Nabokov	Unsuccessful	2:12	3rd	2-3 L
Jan. 8, 2002	vs. St. Louis	Sergei Varlamov	Evgeni Nabokov	Unsuccessful	5:11	2nd	2-6 L
Feb. 26, 2001	at St. Louis	Marty Reasoner	Evgeni Nabokov	Successful	6:39	1st	2-7 L
Nov. 9, 2000	at Columbus	Robert Kron	Steve Shields	Unsuccessful	5:34	1st	2-5 L
Nov. 1, 2000	vs. Pittsburgh	Martin Straka	Evgeni Nabokov	Unsuccessful	:40	1st	3-2 W
Dec. 30, 1999	at St. Louis	Pierre Turgeon	Steve Shields	Unsuccessful	19:39	3rd	1-2 L
Jan. 26, 1999	vs. St. Louis	Terry Yake	Steve Shields	Unsuccessful	18:27	2nd	0-3 L
Nov. 12, 1997	vs. Vancouver	Pavel Bure	Mike Vernon	Successful	6:27	1st	2-5 L
Mar. 18, 1996	at Boston	Rick Tocchet	Geoff Sarjeant	Unsuccessful	9:47	1st	3-3 T
Nov. 22, 1995	at Detroit	Igor Larionov	Arturs Irbe	Successful	13:30	3rd	2-5 L
Mar. 15, 1995	vs. Toronto	Mats Sundin	Arturs Irbe	Successful	6:47	1st	1-2 L



Antero Niittymäki

EXTRA ATTACKER GOALS

Active players on Sharks Roster in **bold**

SHARKS (70)

DATE	OPPONENT	GOAL SCORER	TIME	PERIOD	FINAL SCORE
Feb. 8, 2012	vs. Calgary	Logan Couture	6:29	2nd	3-4 L
Feb. 4, 2012	at Phoenix	Patrick Marleau	19:27	3rd	3-5 L
Dec. 13, 2011	vs. Colorado	Patrick Marleau	19:38	3rd	3-4 L (S0)
Dec. 1, 2011	vs. Montreal	Ryane Clowe	18:34	3rd	4-3 W (S0)
Nov. 26, 2011	vs. Vancouver	Patrick Marleau	18:45	3rd	2-3 L
Oct. 21, 2011	at New Jersey	Joe Pavelski	19:27	3rd	4-3 W (S0)
March 24, 2011	at Los Angeles	Patrick Marleau	19:55	3rd	3-4 L (S0)
March 10, 2011	vs. Vancouver	Ryane Clowe	19:39	3rd	4-5 L (S0)
Jan. 13, 2011	vs. Edmonton	Ryane Clowe	19:11	3rd	2-5 L
March 19, 2010	at Calgary	Dan Boyle	18:09	3rd	3-4 L
Nov. 27, 2009	at Edmonton	Ryane Clowe	8:28	3rd	5-4 W S0
Nov. 17, 2009	at Nashville	Patrick Marleau	19:08	3rd	3-4 L
Nov. 17, 2009	at Nashville	Scott Nichol (SH)	14:23	1st	3-4 L
Jan. 20, 2009	vs. Vancouver	Devin Setoguchi	19:20	3rd	2-1 W
Jan. 17, 2009	vs. Detroit	Joe Pavelski	7:22	1st	6-5 W
Dec. 31, 2008	at Minnesota	Milan Michalek	19:34	3rd	2-3 L OT
Dec. 4, 2008	vs. Columbus	Joe Thornton	7:41	3rd	3-2 W
Dec. 2, 2008	vs. Toronto	Joe Thornton	6:35	1st	5-2 W
March 28, 2008	at Anaheim	Jeremy Roenick	11:10	2nd	3-1 W
Jan. 30, 2008	at Calgary	Jonathan Cheechoo	18:59	3rd	4-5 L
Oct. 13, 2007	vs. Boston	Milan Michalek	19:22	3rd	1-2 L
Oct. 4, 2007	at Edmonton	Joe Thornton	19:49	3rd	2-3 L S0
April 7, 2007	vs. Vancouver	Jonathan Cheechoo	:34	3rd	3-4 L OT
Jan. 6, 2007	vs. Columbus	Ryane Clowe	5:24	3rd	5-2 W
Dec. 26, 2006	vs. Anaheim	Patrick Marleau	18:52	1st	3-4 L
Dec. 26, 2006	vs. Anaheim	Christian Ehrhoff	11:25	1st	3-4 L
Jan. 21, 2006	at Los Angeles	Joe Thornton	19:31	3rd	4-3 W OT
Oct. 29, 2005	vs. Calgary	Brad Stuart	19:37	3rd	3-2 W S0
Oct. 26, 2005	at Dallas	Marco Sturm	19:40	3rd	5-4 W OT
April 4, 2004	vs. Los Angeles	Brad Stuart	19:40	3rd	4-3 W OT
March 16, 2004	at Dallas	Jonathan Cheechoo	19:26	3rd	3-3 T
April 3, 2003	at Edmonton	Teemu Selanne	19:19	3rd	3-3 T
March 29, 2003	vs. Dallas	Marco Sturm	17:07	2nd	3-4 L
Nov. 11, 2002	vs. NY Rangers	Mike Ricci	4:35	3rd	4-5 L
Oct. 19, 2002	vs. Colorado	Mike Ricci	11:53	1st	1-3 L
Oct. 22, 2001	at NY Rangers	Brad Stuart	9:30	1st	5-1 W
Oct. 20, 2001	at NY Islanders	Vincent Damphousse	19:54	3rd	2-2 T
Oct. 11, 2001	vs. Tampa Bay	Owen Nolan	17:51	2nd	4-3 W
April 7, 2001	vs. Dallas	Mike Ricci	19:56	3rd	4-5 L OT
March 22, 2001	vs. Ottawa	Patrick Marleau	19:46	3rd	1-2 L
Jan. 11, 2001	vs. St. Louis	Stephane Matteau	6:09	1st	6-3 W
Jan. 1, 2001	at Phoenix	Tony Granato	6:01	3rd	3-2 W
Nov. 8, 2000	at Chicago	Marco Sturm	19:50	3rd	3-2 W OT
March 15, 2000	vs. Buffalo	Vincent Damphousse	19:32	3rd	6-5 W OT
March 13, 2000	vs. Calgary	Vincent Damphousse	3:35	2nd	5-3 W
Dec. 6, 1999	vs. Tampa Bay	Vincent Damphousse	15:45	2nd	3-3 T
March 31, 1999	vs. Colorado	Mike Ricci	15:41	2nd	2-3 L
Jan. 16, 1999	vs. Calgary	Patrick Marleau	19:59	3rd	3-3 T
Jan. 24, 1998	vs. Florida	John MacLean	19:44	3rd	1-1 T
April 2, 1997	vs. Anaheim	Marty McSorley	19:38	3rd	5-5 T
Nov. 15, 1997	v. Phoenix	Marco Sturm	18:55	3rd	2-3 L
Oct. 22, 1996	at Toronto	Andrei Nazarov	19:29	3rd	3-4 L



EXTRA ATTACKER GOALS

DATE	OPPONENT	GOAL SCORER	TIME	PERIOD	FINAL SCORE
Oct. 5, 1996	vs. N.Y. Islanders	Bernie Nicholls	19:44	3rd	2-2 T
Feb. 17, 1996	at N.Y. Islanders	Shean Donovan	19:22	3rd	2-4 L
Dec. 22, 1995	vs. Los Angeles	Viktor Kozlov	10:42	1st	4-3 W
Dec. 17, 1995	at Dallas	Kevin Miller	14:41	2nd	2-4 L
Dec. 2, 1995	vs. Washington	Owen Nolan	14:13	1st	5-3 W
Nov. 2, 1995	vs. New Jersey	Kevin Miller	19:51	3rd	3-3 T
Oct. 30, 1995	at Vancouver	Kevin Miller	19:45	3rd	3-4 L
Oct. 22, 1995	at Edmonton	Ulf Dahlen	19:48	3rd	1-1 T
Oct. 14, 1995	vs. Vancouver	Igor Larionov	19:37	3rd	6-7 L
April 19, 1995	at Dallas	Sergei Makarov	19:11	3rd	5-5 T
April 2, 1995	at Anaheim	Jeff Friesen	19:59	3rd	4-5 L
Feb. 15, 1995	vs. Vancouver	Ray Whitney	9:40	1st	3-1 W
Feb. 19, 1994	vs. Los Angeles	Jayson More	11:36	2nd	4-3 W
April 4, 1993	vs. Calgary	Jeff Odgers	19:30	3rd	3-4 L
Feb. 1, 1993	vs. Tampa Bay	Johan Garpenlov	19:13	3rd	4-5 L
Jan. 10, 1993	at Ottawa	Jeff Odgers	18:02	3rd	2-3 L
Nov. 29, 1992	at Calgary	Kelly Kisio	19:10	3rd	4-3 W (OT)
Feb. 28, 1992	vs. Montreal	Pat Falloon	19:59	3rd	3-3 T

OPPONENTS (56)

DATE	OPPONENT	GOAL SCORER	TIME	PERIOD	FINAL SCORE
Dec. 11, 2011	at Chicago	Andrew Brunette	18:54	3rd	2-3 L (OT)
April 6, 2011	at Anaheim	Corey Perry	6:46	2nd	2-6 L
Feb. 23, 2011	at Pittsburgh	Tyler Kennedy	19:10	3rd	3-2 W (OT)
Dec. 21, 2010	vs. Edmonton	Ryan Whitney	18:01	3rd	2-1 W
Nov. 13, 2010	vs. Calgary	Jarome Iginla	19:23	3rd	4-3 W
Dec. 22, 2009	at Chicago	Marian Hossa	18:09	3rd	3-2 W
Dec. 3, 2009	vs. St. Louis	Carlo Colaiacovo	19:53	3rd	2-3 L (SO)
March 7, 2009	at Vancouver	Alexander Edler	3:15	1st	1-3 L
Feb. 13, 2009	at Buffalo	Jason Pominville	19:56	3rd	5-6 L (SO)
Jan. 31, 2009	vs. Chicago	Jonathan Toews	:48	1st	2-4 L
Jan. 3, 2009	vs. NY Islanders	Thomas Pock	18:57	3rd	5-3 W
Dec. 6, 2008	vs. Edmonton	Dustin Penner	17:49	2nd	2-3 L
Oct. 22, 2008	at Philadelphia	Daniel Briere	18:55	3rd	7-6 W (SO)
April 6, 2008	at Dallas	Mattias Norstrom	19:47	2nd	2-4 L



Kelly Kisio

EXTRA ATTACKER GOALS

DATE	OPPONENT	GOAL SCORER	TIME	PERIOD	FINAL SCORE
March 19, 2008	vs. Minnesota	Marian Gaborik	19:31	3rd	4-3 W (SO)
March 9, 2008	at Minnesota	Brian Rolston	19:31	3rd	3-2 W (SO)
Feb. 12, 2008	vs. Calgary	Dion Phaneuf	19:10	3rd	3-4 L (OT)
Jan. 13, 2008	at Anaheim	Doug Weight	19:32	3rd	3-4 L (OT)
Dec. 26, 2007	at Los Angeles	Lubomir Visnovsky	19:32	3rd	3-2 W
Jan. 30, 2007	vs. Dallas	Phillipe Boucher	19:57	3rd	2-3 L (SO)
Nov. 13, 2006	at Los Angeles	Alexander Frolov	19:19	1st	2-4 L
Oct. 12, 2006	at Edmonton	Patrick Thoresen	3:20	1st	4-6 L
Oct. 5, 2006	vs. St. Louis	Bill Guerin	19:54	3rd	5-4 W (OT)
March 26, 2006	at Chicago	Kyle Calder	18:48	3rd	5-4 W
March 11, 2006	vs. Nashville	Paul Kariya	19:49	3rd	3-2 W
Feb. 12, 2006	at Phoenix	Steven Reinprecht	16:18	3rd	5-4 W
Feb. 1, 2006	at Anaheim	Dustin Penner	19:37	3rd	4-6 W
Jan. 8, 2004	vs. Columbus	Mark Hartigan	14:11	2nd	3-2 L (OT)
Dec. 17, 2003	at Detroit	Pavel Datsyuk	19:41	3rd	2-3 L (OT)
Nov. 6, 2003	at Boston	Sergei Samsonov	19:46	3rd	5-5 T
Jan. 22, 2003	vs. New Jersey	Joe Nieuwendyk	19:47	3rd	4-5 L (OT)
Nov. 25, 2002	at St. Louis	Scott Mellanby	16:01	3rd	4-1 W
March 16, 2002	vs. Chicago	Steve Sullivan	19:22	3rd	2-2 T
Dec. 23, 2001	at Nashville	Petr Tenkrat	19:25	3rd	1-1 T
Oct. 11, 2001	vs. Tampa Bay	Fredrik Modin	18:56	3rd	4-3 W
Jan. 1, 2001	at Phoenix	Keith Tkachuk	18:17	3rd	3-2 W
Dec. 28, 2000	vs. Edmonton	Daniel Cleary	18:58	3rd	2-2 T
Dec. 12, 2000	vs. N.Y. Rangers	Mark Messier	19:27	3rd	3-2 W
Oct. 11, 1999	at Anaheim	Fredrik Olausson	19:02	1st	3-5 L
April 12, 1999	vs. Edmonton	Todd Marchant	19:42	3rd	4-5 L (OT)
March 26, 1999	at Ottawa	Wade Redden	19:14	3rd	1-1 T
April 11, 1998	vs. Vancouver	Bret Hedican	3:44	3rd	1-1 T
Jan. 6, 1998	vs. St. Louis	Jim Campbell	14:26	2nd	5-1 L
Dec. 10, 1997	vs. Washington	Peter Bondra	19:31	3rd	3-3 T
March 17, 1996	at Philadelphia	Dale Hawerchuk	11:56	3rd	2-8 L
March 5, 1996	at Colorado	Joe Sakic	19:18	3rd	5-3 W
Nov. 8, 1995	at Buffalo	Donald Audette	15:25	2nd	2-7 L
Oct. 14, 1995	vs. Vancouver	Alex Mogilny	16:56	3rd	6-7 L
March 28, 1995	vs. Winnipeg	Igor Korolev	19:13	3rd	6-5 W (OT)
March 23, 1995	vs. Anaheim	Steve Rucchin	12:47	2nd	3-6 L
April 5, 1994	at Los Angeles	Luc Robitaille	18:43	3rd	2-1 W
March 20, 1994	vs. Los Angeles	Wayne Gretzky	19:11	3rd	6-6 T
Feb. 17, 1994	vs. Quebec	Mike Ricci	17:02	1st	2-8 L
Dec. 3, 1993	vs. Winnipeg	Keith Tkachuk	19:16	3rd	3-3 T
Nov. 9, 1993	vs. Toronto	Dave Ellett	19:37	3rd	2-2 T
Oct. 28, 1993	vs. Anaheim	Bob Corkum	19:16	3rd	4-3 W



Bob Errey

ALL-TIME OVERTIME RECORDS (1991-92 TO 1998-99)

TEAM	HOME					ROAD					OVERALL				
	GP	W	L	T	PTS	GP	W	L	T	PTS	GP	W	L	T	PTS
ANA	2	0	0	2	2	2	1	0	1	3	4	1	0	3	5
ATL	0	0	0	0	0	0	0	0	0	0	0	0	0	0	0
BOS	2	0	0	2	2	2	0	0	2	2	4	0	0	4	4
BUF	3	0	0	3	3	0	0	0	0	0	3	0	0	3	3
CAR	0	0	0	0	0	0	0	0	0	0	0	0	0	0	0
CBJ	0	0	0	0	0	0	0	0	0	0	0	0	0	0	0
CGY	3	0	1	2	2	5	2	1	2	6	8	2	2	4	8
CHI	0	0	0	0	0	2	0	0	2	2	2	0	0	2	2
COL	3	1	2	0	2	1	0	0	1	1	4	1	2	1	3
DAL	0	0	0	0	0	2	0	0	2	2	2	0	0	2	2
DET	2	0	0	2	2	0	0	0	0	0	2	0	0	2	2
EDM	3	0	1	2	2	3	0	0	3	3	6	0	1	5	5
FLA	2	0	0	2	2	4	0	0	4	4	6	0	0	6	6
LAK	6	1	2	3	5	2	1	0	1	3	8	2	2	4	8
MIN	0	0	0	0	0	0	0	0	0	0	0	0	0	0	0
MTL	4	1	1	2	4	2	0	0	2	2	6	1	1	4	6
NJD	1	0	0	1	1	1	0	0	1	1	2	0	0	2	2
NSH	0	0	0	0	0	0	0	0	0	0	0	0	0	0	0
NYI	1	0	0	1	1	2	1	0	1	3	3	1	0	2	4
NYR	1	0	0	1	1	4	1	2	1	3	5	1	2	2	4
OTT	1	1	0	0	2	4	0	0	4	4	5	1	0	4	6
PHI	2	0	1	1	1	2	1	0	1	3	4	1	1	2	4
PHX	5	2	1	2	6	4	0	1	3	3	9	2	2	5	9
PIT	1	0	0	1	1	1	0	0	1	1	2	0	0	2	2
STL	1	0	0	1	1	0	0	0	0	0	1	0	0	1	1
TBL	1	0	1	0	0	0	0	0	0	0	1	0	1	0	0
TOR	2	0	0	2	2	1	0	0	1	1	3	0	0	3	3
VAN	5	0	0	5	5	2	0	1	1	1	7	0	1	6	6
WSH	1	0	0	1	1	0	0	0	0	0	1	0	0	1	1
TOTAL	52	6	10	36	48	46	7	5	34	48	98	13	15	70	96

Teams received two points for an overtime win, one point for an overtime tie and zero points for an overtime loss.



Vincent Damphousse

ALL-TIME OVERTIME RECORDS (1999-00 TO 2003-04)

TEAM	HOME					ROAD					OVERALL				
	GP	W	L	T	PTS	GP	W	L	T	PTS	GP	W	L	T	PTS
ANA	2	1	1	0	3	2	0	1	1	2	4	1	2	1	5
ATL	1	0	0	1	1	2	0	1	1	2	3	0	1	2	3
BOS	0	0	0	0	0	1	0	0	1	1	1	0	0	1	1
BUF	1	0	0	1	1	0	0	0	0	0	1	0	0	1	1
CAR	0	0	0	0	0	0	0	0	0	0	0	0	0	0	0
CBJ	2	1	1	0	3	1	1	0	0	2	3	2	1	0	5
CGY	2	0	0	2	2	3	0	1	2	3	5	0	1	4	5
CHI	5	1	1	3	6	3	1	2	0	4	8	2	3	3	10
COL	1	0	0	1	1	4	1	0	3	5	5	1	0	4	6
DAL	4	1	2	1	5	2	0	0	2	2	6	1	2	3	7
DET	2	0	1	1	2	2	0	1	1	2	4	0	2	2	4
EDM	5	2	0	3	7	4	0	0	4	4	9	2	0	7	11
FLA	0	0	0	0	0	1	0	0	1	1	1	0	0	1	1
LAK	3	3	0	0	6	5	0	2	3	5	8	3	2	3	11
MIN	1	0	0	1	1	2	0	1	1	2	3	0	1	2	3
MTL	2	1	1	0	3	0	0	0	0	0	2	1	1	0	3
NJD	2	1	1	0	3	1	0	1	0	1	3	1	2	0	4
NSH	1	0	0	1	1	2	0	1	1	2	3	0	1	2	3
NYI	1	0	1	0	1	1	0	0	1	1	2	0	1	1	2
NYR	1	0	0	1	1	1	0	1	0	1	2	0	1	1	2
OTT	0	0	0	0	0	0	0	0	0	0	0	0	0	0	0
PHI	1	0	0	1	1	1	0	0	1	1	2	0	0	2	2
PHX	3	0	1	2	3	3	2	1	0	5	6	2	2	2	8
PIT	1	0	0	1	1	0	0	0	0	0	1	0	0	1	1
STL	1	0	1	0	1	3	1	1	1	4	4	1	2	1	5
TBL	1	0	0	1	1	2	0	1	1	2	3	0	1	2	3
TOR	1	0	0	1	1	1	0	0	1	1	2	0	0	2	2
VAN	0	0	0	0	0	4	0	1	3	4	4	0	1	3	4
WSH	0	0	0	0	0	0	0	0	0	0	0	0	0	0	0
TOTAL	44	11	11	22	55	51	6	16	29	57	95	17	27	51	112

Teams received two points for an overtime win and one point for either an overtime loss or tie.



ALL-TIME OVERTIME RECORDS (2005-06 TO PRESENT)

TEAM	HOME						ROAD						OVERALL					
	GP	W	L	SOW	SOL	PTS	GP	W	L	SOW	SOL	PTS	GP	W	L	SOW	SOL	PTS
ANA	3	0	1	1	1	4	6	1	2	2	1	9	9	1	3	3	2	13
BOS	1	0	0	0	1	1	0	0	0	0	0	0	1	0	0	0	1	1
BUF	0	0	0	0	0	0	1	0	0	0	1	1	1	0	0	0	1	1
CAR	1	0	0	0	1	1	0	0	0	0	0	0	1	0	0	0	1	1
CBJ	2	1	1	0	0	3	3	0	2	1	0	4	5	1	3	1	0	7
CGY	4	0	2	2	0	6	2	0	1	1	0	3	6	0	3	3	0	9
CHI	4	2	1	1	0	7	4	1	2	0	1	5	8	3	3	1	1	12
COL	3	0	0	3	0	6	5	0	4	0	1	5	8	0	4	3	1	11
DAL	8	1	0	0	7	9	7	3	2	1	1	11	15	4	2	1	8	20
DET	2	1	0	0	1	3	4	0	1	2	1	6	6	1	1	2	2	9
EDM	6	0	1	2	3	8	4	0	0	1	3	5	10	0	1	3	6	13
FLA	1	0	1	0	0	1	0	0	0	0	0	0	1	0	1	0	0	1
LAK	7	1	1	4	1	12	6	1	0	2	3	9	13	2	1	6	4	21
MIN	3	0	1	1	1	4	4	1	1	1	1	6	7	1	2	2	2	10
MTL	1	0	0	1	0	2	0	0	0	0	0	0	1	0	0	1	0	2
NJD	0	0	0	0	0	0	1	0	0	1	0	2	1	0	0	1	0	2
NSH	9	3	2	2	2	14	2	1	1	0	0	3	11	4	3	2	2	17
NYI	1	0	0	1	0	2	1	1	0	0	0	2	2	1	0	1	0	4
NYR	1	0	0	0	1	1	0	0	0	0	0	0	1	0	0	0	1	1
OTT	1	1	0	0	0	2	0	0	0	0	0	0	1	1	0	0	0	2
PHI	2	1	0	1	0	4	1	0	0	1	0	2	3	1	0	2	0	6
PHX	9	0	1	4	4	13	2	1	0	1	0	4	11	1	1	5	4	17
PIT	1	0	0	1	0	2	3	1	0	1	1	5	4	1	0	2	1	7
STL	7	3	1	1	2	11	1	0	0	0	1	1	8	3	1	1	3	12
TBL	0	0	0	0	0	0	1	0	1	0	0	1	1	0	1	0	0	1
TOR	0	0	0	0	0	0	0	0	0	0	0	0	0	0	0	0	0	0
VAN	6	1	3	1	1	8	3	1	0	2	0	6	9	2	3	3	1	14
WSH	0	0	0	0	0	0	1	0	0	1	0	2	1	0	0	1	0	2
WPG/ATL	0	0	0	0	0	0	0	0	0	0	0	0	0	0	0	0	0	0
TOTAL	83	15	16	26	26	124	62	12	17	18	15	92	145	27	33	44	41	216

Teams received two points for either an overtime or shootout win and one point for either an overtime or shootout loss



Mike Grier

OVERTIME VICTORIES (56)

DATE	OPPONENT	GWG	GOALTENDER	TIME	SCORE
April 7, 2012	vs. Los Angeles	Dan Boyle	Jonathan Quick	3:58	3-2
March 17, 2012	vs. Detroit	Martin Havlat	Jimmy Howard	3:23	3-2
Oct. 29, 2011	at NY Islanders	Brent Burns	Rick DiPietro	1:07	3-2
March 8, 2011	vs. Nashville	Patrick Marleau	Pekka Rinne	3:24	3-2
Feb. 23, 2011	at Pittsburgh	Patrick Marleau	Marc-Andre Fleury	4:56	3-2
Feb. 15, 2011	at Nashville	Patrick Marleau	Pekka Rinne	3:53	2-1
Dec. 16, 2010	at Dallas	Logan Couture	Kari Lehtonen	1:20	4-3
Dec. 11, 2010	vs. Chicago	Ryane Clowe	Corey Crawford	3:52	2-1
Jan. 6, 2010	vs. St. Louis	Dany Heatley	Chris Mason	4:06	2-1
March 10, 2009	at Minnesota	Christian Ehrhoff	Niklas Backstrom	3:34	5-4
Jan. 20, 2009	vs. Vancouver	Patrick Marleau	Roberto Luongo	3:08	2-1
Nov. 26, 2008	vs. Chicago	Joe Thornton	Cristobal Huet	:35	3-2
Oct. 18, 2008	vs. Philadelphia	Dan Boyle	Antero Niittymaki	1:25	5-4
March 27, 2008	vs. Dallas	Joe Thornton	Marty Turco	2:58	3-2
March 5, 2008	vs. Ottawa	Patrick Marleau	Martin Gerber	3:05	3-2
Feb. 8, 2008	vs. Columbus	Joe Thornton	Frederik Norrena	1:49	2-1
Oct. 5, 2006	vs. St. Louis	Curtis Brown	Manny Legace	2:12	5-4
April 12, 2006	at Vancouver	Christian Ehrhoff	Alex Auld	:34	5-4
April 3, 2006	at Dallas	Joe Thornton	Marty Turco	4:39	3-2
March 26, 2006	at Chicago	Tom Preissing	Nikolai Khabibulin	1:24	5-4
March 11, 2006	vs. Nashville	Christian Ehrhoff	Tomas Vokoun	2:56	3-2
Feb. 12, 2006	at Phoenix	Tom Preissing	Curtis Joseph	1:54	5-4
Jan. 21, 2006	at Los Angeles	Patrick Marleau	Matthieu Garon	4:51	4-3
Nov. 4, 2005	at Anaheim	Marcel Goc	J.S. Giguere	:51	1-0
Nov. 2, 2005	vs. Nashville	Alyn McCauley	Chris Mason	1:44	3-2
Oct. 26, 2005	at Dallas	Patrick Marleau	Marty Turco	3:20	5-4
April 4, 2004	vs. Los Angeles	Vincent Damphousse	Roman Cechmanek	3:10	4-3
March 28, 2004	vs. Dallas	Wayne Primeau	Ron Tugnutt	2:56	2-1
Feb. 14, 2004	at Columbus	Marco Sturm	Marc Denis	4:43	2-1
March 6, 2003	vs. Montreal	Marco Sturm	Jose Theodore	3:58	4-3
Dec. 3, 2002	at Phoenix	Teemu Selanne	Brian Boucher	4:16	3-2
Jan. 15, 2002	at Colorado	Teemu Selanne	Patrick Roy	4:57	1-0
Dec. 11, 2001	vs. Edmonton	Brad Stuart	Tommy Salo	4:08	5-4
March 27, 2001	vs. Los Angeles	Mike Ricci	Felix Potvin	1:53	3-2
Feb. 20, 2001	vs. Columbus	Marco Sturm	Ron Tugnutt	4:18	3-2
Feb. 10, 2001	vs. Chicago	Bryan Marchment	Jocelyn Thibault	2:07	3-2
Jan. 27, 2001	at St. Louis	Brad Stuart	Roman Turek	1:51	4-3
Dec. 16, 2000	at Phoenix	Gary Suter	Sean Burke	1:53	2-1
Nov. 30, 2000	vs. Anaheim	Scott Hannan	Dominic Roussel	4:50	3-2
Nov. 8, 2000	at Chicago	Marco Sturm	Jocelyn Thibault	4:44	3-2
March 15, 2000	vs. Buffalo	Jeff Friesen	Dominik Hasek	2:56	6-5
Jan. 15, 2000	vs. Los Angeles	Jeff Friesen	Jamie Storr	1:05	3-2
Nov. 28, 1999	vs. New Jersey	Patrick Marleau	Martin Brodeur	4:54	4-3
\$Oct. 7, 1999	vs. Edmonton	Mike Ricci	Bill Ranford	3:44	3-2
Jan. 2, 1999	at N.Y. Islanders	Marco Sturm	Marcel Cousineau	1:47	4-3
April 4, 1997	vs. Colorado	Steve Guolla	Craig Billington	:35	7-6
Nov. 2, 1996	vs. Montreal	Darren Turcotte	Jose Theodore	3:07	4-3
Oct. 6, 1996	at Los Angeles	Viktor Kozlov	Stephane Fiset	4:55	7-6
March 22, 1996	at Calgary	Owen Nolan	Rick Tabaracci	1:09	2-1
March 28, 1995	vs. Winnipeg	Jeff Friesen	N. Khabibulin	4:27	6-5
Feb. 3, 1994	at Philadelphia	Sergei Makarov	Dominick Roussel	3:13	3-2
Oct. 31, 1993	at Anaheim	Tom Pederson	Guy Hebert	1:47	2-1
March 2, 1993	vs. Ottawa	Johan Garpenlov	Peter Sidorkiewicz	4:24	3-2
Nov. 25, 1992	at Calgary	Tom Pederson	Jeff Reese	3:53	4-3
Oct. 8, 1992	vs. Winnipeg	Kelly Kisio	Bob Essensa	4:00	4-3
Dec. 3, 1991	vs. Los Angeles	Brian Mullen	Kelly Hrudey	:22	3-2

\$—Games listed on or after Oct. 7, 1999 are played with the four-on-four overtime format. The winning team receives two points while the losing team receives one point in the NHL standings.



SHOOTOUT VICTORIES (44)

DATE	OPPONENT	GWG	SJ	OPP	SCORE	GOALTENDERS
Apr. 16, 2013	vs. Los Angeles	Raffi Torres	1/3	1/3	3-2	Antti Niemi/Jonathan Quick
Apr. 11, 2013	at Detroit	Patrick Marleau	2/3	1/3	3-2	Antti Niemi/Jimmy Howard
Mar. 30, 2013	vs. Phoenix	Logan Couture	1/3	0/3	3-2	Antti Niemi/Jason Labarbera
Mar. 20, 2013	vs. Edmonton	Dan Boyle	2/3	1/3	4-3	Antti Niemi/Devan Dubnyk
Mar. 5, 2013	vs. Vancouver	Joe Pavelski	2/4	1/4	3-2	Antti Niemi/Cory Schneider
Feb. 26, 2013	vs. Colorado	Patrick Marleau	2/4	1/4	3-2	Antti Niemi/Semyon Varlamov
Jan. 31, 2013	vs. Edmonton	Michal Handzus	2/3	0/2	3-2	Antti Niemi/Devan Dubnyk
Jan. 29, 2013	vs. Anaheim	Michal Handzus	1/3	0/3	3-2	Antti Niemi/Jonas Hiller
April 5, 2012	at Los Angeles	Joe Pavelski	1/2	0/3	6-5	Antti Niemi/Jonathan Quick
March 24, 2012	vs. Phoenix	Michal Handzus	2/2	0/2	4-3	Antti Niemi/Mike Smith
March 15, 2012	vs. Nashville	Ryane Clowe	1/3	0/3	2-1	Antti Niemi/Pekka Rinne
Jan. 17, 2012	vs. Calgary	Michal Handzus	2/3	0/2	2-1	Antti Niemi/Miikka Kiprusoff
Jan. 2, 2012	at Vancouver	Michal Handzus	1/3	0/3	3-2	Antti Niemi/Roberto Luongo
Dec. 23, 2011	vs. Los Angeles	Ryane Clowe	1/4	0/4	2-1	Antti Niemi/Jonathan Quick
Dec. 1, 2011	vs. Montreal	Joe Pavelski	3/6	2/6	4-3	Antti Niemi/Carey Price
Nov. 3, 2011	vs. Pittsburgh	Ryane Clowe	1/3	0/3	4-3	Thomas Greiss/Marc-Andre Fleury
Oct. 21, 2011	at New Jersey	Ryane Clowe	2/3	1/3	4-3	Antti Niemi/Johan Hedberg
March 1, 2011	vs. Colorado	Ryane Clowe	1/3	0/3	2-1	Antti Niemi/Brian Elliot
Feb. 25, 2011	at Calgary	Ryane Clowe	1/3	0/3	4-3	Antti Niemi/Miikka Kiprusoff
Jan. 20, 2011	at Vancouver	Joe Pavelski	1/2	0/3	2-1	Antti Niemi/Roberto Luongo
Dec. 8, 2010	vs. Philadelphia	Logan Couture	2/2	0/2	5-4	Antero Niittymäki/Sergei Bobrovsky
Nov. 11, 2010	vs. NY Islanders	Logan Couture	2/3	0/2	2-1	Antero Niittymäki/Dwayne Roloson
April 10, 2010	vs. Phoenix	Logan Couture	3/5	2/5	3-2	Evgeni Nabokov/Ilya Bryzgalov
Feb. 11, 2010	at Detroit	Patrick Marleau	1/3	0/3	3-2	Evgeni Nabokov/Jimmy Howard
Dec. 31, 2009	at Phoenix	Ryane Clowe	1/6	0/6	3-2	Thomas Greiss/Ilya Bryzgalov
Dec. 28, 2009	vs. Phoenix	Joe Pavelski	1/2	0/3	3-2	Evgeni Nabokov/Ilya Bryzgalov
Nov. 27, 2009	at Edmonton	Joe Pavelski	1/2	0/3	5-4	Evgeni Nabokov/Jeff Deslauriers
Nov. 4, 2009	at Columbus	Dan Boyle	1/2	0/3	3-2	Evgeni Nabokov/Steve Mason
Oct. 28, 2009	vs. Los Angeles	Ryane Clowe	2/6	1/6	2-1	Evgeni Nabokov/Jonathan Quick
April 7, 2009	vs. Colorado	Joe Pavelski	1/3	0/3	1-0	Evgeni Nabokov/Peter Budaj
March 19, 2009	vs. Nashville	Jonathan Cheechoo	2/3	1/3	3-2	Evgeni Nabokov/Pekka Rinne
March 14, 2009	vs. Los Angeles	Jonathan Cheechoo	2/7	1/7	2-1	Evgeni Nabokov/Erik Ersberg
Dec. 15, 2008	at Los Angeles	Ryane Clowe	2/2	1/3	3-2	Brian Boucher/Jason LaBarbera
Nov. 6, 2008	vs. St. Louis	Ryane Clowe	2/4	1/4	5-4	Evgeni Nabokov/Ben Bishop
Oct. 22, 2008	at Philadelphia	Joe Pavelski	2/2	0/2	7-6	Evgeni Nabokov/Martin Biron
April 4, 2007	at Anaheim	Ryane Clowe	2/2	1/3	3-2	Evgeni Nabokov/Ilya Bryzgalov
Feb. 21, 2007	at Washington	Jonathan Cheechoo	2/3	1/3	3-2	Evgeni Nabokov/Brent Johnson
March 19, 2008	vs. Minnesota	Jeremy Roenick	2/3	1/3	4-3	Evgeni Nabokov/Niklas Backstrom
March 9, 2008	at Minnesota	Patrick Marleau	2/3	1/3	3-2	Evgeni Nabokov/Niklas Backstrom
Feb. 24, 2008	at Pittsburgh	Jeremy Roenick	3/3	2/3	2-1	Evgeni Nabokov/Ty Conklin
Feb. 2, 2008	vs. Chicago	Jeremy Roenick	2/5	1/5	3-2	Evgeni Nabokov/Nikolai Khabibulin
Dec. 16, 2007	at Anaheim	Joe Thornton	3/6	2/6	2-1	Evgeni Nabokov/J.S. Giguere
Nov. 14, 2007	at Dallas	Devin Setoguchi	2/2	0/2	4-3	Evgeni Nabokov/Marty Turco
Oct. 29, 2005	vs. Calgary	Nils Ekman	2/4	1/4	3-2	Nolan Schaefer/Miikka Kiprusoff

LOSSES (15)/OVERTIME LOSSES (61)

DATE	OPPONENT	GWG	GOALTENDER	TIME	SCORE
Mar. 10, 2013	at Colorado	Matt Duchene	Antti Niemi	4:59	2-3
Mar. 9, 2013	vs. St. Louis	Patrik Berglund	Alex Stalock	1:12	3-4
Feb. 12, 2013	at Nashville	Colin Wilson	Antti Niemi	2:08	0-1
March 13, 2012	at Calgary	Matt Stajan	Antti Niemi	4:20	2-3
Feb. 16, 2012	at Tampa Bay	Martin St. Louis	Antti Niemi	4:27	5-6
Dec. 28, 2011	vs. Vancouver	Andrew Ebbett	Antti Niemi	3:23	2-3
Dec. 11, 2011	at Chicago	Patrick Sharp	Antti Niemi	4:26	2-3
Nov. 5, 2011	vs. Nashville	David Legwand	Antti Niemi	2:53	3-4
Nov. 18, 2010	at Dallas	Mike Ribeiro	Antti Niemi	2:52	4-5
Nov. 17, 2010	at Colorado	Kevin Porter	Antero Niittymaki	2:07	3-4
Nov. 9, 2010	vs. Anaheim	Lubomir Visnovsky	Antero Niittymaki	4:27	2-3
Oct. 9, 2010	vs. Columbus	Ethan Moreau	Antero Niittymaki	1:56	2-3
April 4, 2010	at Colorado	John-Michael Liles	Evgeni Nabokov	2:59	4-5
Mar. 13, 2010	vs. Florida	Bryan Allen	Thomas Greiss	2:46	2-3
Jan. 28, 2010	vs. Chicago	Troy Brouwer	Evgeni Nabokov	1:37	3-4
Dec. 9, 2009	vs. Los Angeles	Dustin Brown	Evgeni Nabokov	1:16	4-5
Nov. 15, 2009	at Chicago	Brent Seabrook	Evgeni Nabokov	:41	3-4
Mar. 5, 2009	vs. Minnesota	Mikko Koivu	Brian Boucher	4:46	3-4
Feb. 7, 2009	at Columbus	Christian Backman	Evgeni Nabokov	1:33	2-3
Dec. 31, 2008	at Minnesota	Brent Burns	Evgeni Nabokov	1:38	2-3
Dec. 17, 2008	at Columbus	R.J. Umberger	Evgeni Nabokov	2:55	1-2
Dec. 6, 2008	vs. Edmonton	Kyle Brodziak	Evgeni Nabokov	2:40	2-3
Nov. 11, 2008	vs. Nashville	Ville Koistinen	Brian Boucher	2:28	3-4
Mar. 25, 2008	at Phoenix	Martin Hanzal	Brian Boucher	3:23	4-5
Feb. 12, 2008	vs. Calgary	Jarome Iginla	Evgeni Nabokov	4:35	3-4
Jan. 13, 2008	at Anaheim	Francois Beauchemin	Thomas Greiss	:33	3-4
Jan. 3, 2008	vs. Calgary	Jarome Iginla	Evgeni Nabokov	3:26	2-3
April 7, 2007	vs. Vancouver	Mattias Ohlund	Evgeni Nabokov	:34	3-4
Mar. 18, 2007	at Colorado	Milan Hejduk	Evgeni Nabokov	:19	3-4
Mar. 9, 2007	vs. Vancouver	Henrik Sedin	Evgeni Nabokov	3:30	1-2
April 1, 2006	vs. Phoenix	Steve Reinprecht	Vesa Toskala	3:55	3-4
Mar. 7, 2006	at Anaheim	Sandis Ozolinsh	Evgeni Nabokov	:58	4-5
Jan. 30, 2006	at Dallas	Jason Arnett	Evgeni Nabokov	4:24	2-3
Oct. 17, 2005	at Detroit	Jiri Fischer	Evgeni Nabokov	4:09	2-3
Feb. 26, 2004	at Vancouver	Brent Sopel	Vesa Toskala	2:14	2-3
Jan. 31, 2004	at Nashville	Marek Zidlicky	Evgeni Nabokov	4:44	2-3
Jan. 8, 2004	vs. Columbus	Rick Nash	Evgeni Nabokov	4:57	2-3
Dec. 17, 2003	at Detroit	Brenden Shanahan	Evgeni Nabokov	3:51	2-3
Nov. 13, 2003	vs. St. Louis	Peter Cajanek	Evgeni Nabokov	4:45	3-4
Nov. 5, 2003	at New Jersey	Jamie Langenbrunner	Evgeni Nabokov	4:17	2-3
Mar. 22, 2003	vs. Anaheim	Niclas Havelid	Evgeni Nabokov	1:33	2-3
Mar. 17, 2003	vs. Chicago	Theo Fleury	Vesa Toskala	1:26	2-3
Mar. 1, 2003	at Anaheim	Steve Thomas	Miikka Kiprusoff	2:04	2-3
Jan. 22, 2003	vs. New Jersey	Joe Nieuwendyk	Miikka Kiprusoff	4:32	4-5
Jan. 13, 2003	at Los Angeles	Jason Allison	Miikka Kiprusoff	3:50	2-3
Dec. 16, 2002	at N.Y. Rangers	Petr Nedved	Miikka Kiprusoff	2:25	1-2
Nov. 13, 2002	at Atlanta	Vyacheslav Kozlov	Evgeni Nabokov	2:19	2-3
Oct. 31, 2002	at Minnesota	Sergei Zholtok	Evgeni Nabokov	4:50	1-2
Nov. 17, 2001	vs. Dallas	Richard Matvichuk	Evgeni Nabokov	:50	2-3
Nov. 11, 2001	at Chicago	Tony Amonte	Evgeni Nabokov	1:01	2-3
Oct. 4, 2001	vs. Detroit	Brendan Shanahan	Evgeni Nabokov	1:55	3-4
April 7, 2001	vs. Dallas	Mike Modano	Evgeni Nabokov	2:10	4-5
Mar. 17, 2001	at Los Angeles	Bryan Smolinski	Evgeni Nabokov	0:40	0-1
Mar. 6, 2001	at Tampa Bay	Brad Richards	Evgeni Nabokov	4:02	1-2



LOSSES (15)/OVERTIME LOSSES (54)

DATE	OPPONENT	GWG	GOALTENDER	TIME	SCORE
Feb. 1, 2000	vs. Phoenix	Keith Carney	Steve Shields	1:32	0-1
Jan. 29, 2000	vs. N.Y. Islanders	Mathieu Biron	Steve Shields	2:43	2-3
Jan. 23, 2000	at Phoenix	Jyrki Lumme	Steve Shields	4:16	2-3
Jan. 17, 2000	at Chicago	Doug Gilmour	Steve Shields	:56	4-5
Dec. 30, 1999	at St. Louis	Al MacInnis	Steve Shields	3:40	1-2
Nov. 23, 1999	vs. Montreal	Craig Rivet	Mike Vernon	3:50	2-3
\$Nov. 10, 1999	at Calgary	Cory Stillman	Mike Vernon	4:23	3-4
April 12, 1999	vs. Edmonton	Tom Poti	Steve Shields	3:55	4-5
Nov. 20, 1998	vs. Phoenix	Dallas Drake	Steve Shields	0:37	1-2
Dec. 1, 1997	at Calgary	German Titov	Mike Vernon	1:22	2-3
Oct. 13, 1997	vs. Philadelphia	Eric Lindros	Kelly Hrudey	1:49	2-3
Mar. 3, 1997	at N.Y. Rangers	Niklas Sundstrom	Ed Belfour	1:24	4-5
Jan. 27, 1996	vs. Colorado	Valeri Kamensky	Chris Terreri	2:49	3-4
Oct. 24, 1993	at Vancouver	Geoff Courtnall	Arturs Irbe	:28	2-3
April 10, 1993	vs. Los Angeles	Tomas Sandstrom	Arturs Irbe	3:22	2-3
April 3, 1993	vs. Calgary	Theoren Fleury	Arturs Irbe	3:06	2-3
Dec. 16, 1992	vs. Tampa Bay	John Tucker	Jeff Hackett	2:53	4-5
Dec. 12, 1992	vs. Quebec	Scott Young	Brian Hayward	4:19	7-8
Nov. 27, 1992	at Winnipeg	Tomas Steen	Brian Hayward	1:29	2-3
Jan. 4, 1992	vs. Montreal	Guy Carboneau	Jeff Hackett	1:00	0-1
Dec. 16, 1991	at N.Y. Rangers	Brian Leetch	Brian Hayward	:23	3-4
Nov. 19, 1991	vs. Los Angeles	Mike Donnelly	Jeff Hackett	3:47	2-3


\$=Before the 1999-00 season, teams that lost in overtime received a loss and no points. Beginning in the 1999-00 season, teams that lost in overtime were credited with an overtime loss (OTL), earning the losing team one point.

SHOOTOUT LOSSES (40)

DATE	OPPONENT	GWG	SJ	OPP	SCORE	GOALTENDERS
Apr. 7, 2013	vs. Dallas	Jamie Benn	0/3	1/2	4-5	Antti Niemi/Kari Lehtonen
Feb. 28, 2013	vs. Detroit	Damien Brunner	0/3	1/2	1-2	Antti Niemi/Jimmy Howard
Feb. 9, 2013	vs. Phoenix	Mikkel Boedker	0/2	2/2	0-1	Antti Niemi/Mike Smith
Feb. 2, 2013	vs. Nashville	Craig Smith	0/3	1/2	1-2	Antti Niemi/Pekka Rinne
March 8, 2012	at Dallas	Tomas Vincour	0/5	1/5	3-4	Antti Niemi/Kari Lehtonen
March 6, 2012	vs. Edmonton	Sam Gagner	0/3	1/2	2-3	Antti Niemi/Devan Dubnyk
Jan. 23, 2012	at Edmonton	Taylor Hall	1/4	2/4	1-2	Thomas Greiss/Devan Dubnyk
Jan. 10, 2012	at Minnesota	Matt Cullen	0/2	2/2	4-5	Antti Niemi/Josh Harding
Dec. 13, 2011	at Colorado	Gabriel Landeskog	1/5	2/5	3-4	Antti Niemi/Semyon Varlamov
Mar. 24, 2011	at Los Angeles	Dustin Brown	1/5	2/5	3-4	Antti Niemi/Jonathan Quick
Mar. 12, 2011	vs. NY Rangers	Brandon Dubinsky	1/6	2/6	2-3	Antti Niemi/Henrik Lundqvist
Mar. 10, 2011	vs. Vancouver	Alexandre Burrows	0/3	1/2	4-5	Antti Niemi/Cory Schneider
Jan. 26, 2011	at Los Angeles	Jarret Stoll	0/4	1/4	2-3	Antti Niemi/Jonathan Quick
Dec. 13, 2010	vs. Dallas	Brad Richards	1/3	2/2	2-3	Antti Niemi/Andrew Raycroft
Jan. 14, 2010	vs. Boston	Zdeno Chara	0/4	1/4	1-2	Evgeni Nabokov/Tim Thomas
Dec. 11, 2009	vs. Dallas	Matt Niskanen	1/11	2/11	2-3	Evgeni Nabokov/Marty Turco
Dec. 3, 2009	vs. St. Louis	T.J. Oshie	1/3	2/3	2-3	Evgeni Nabokov/Ty Conklin
Nov. 12, 2009	vs. Dallas	Stephan Robidas	0/3	1/3	2-3	Evgeni Nabokov/Marty Turco
Nov. 5, 2009	at Detroit	Pavel Datsyuk	0/2	2/3	1-2	Evgeni Nabokov/Chris Osgood
Oct. 12, 2009	vs. Phoenix	Lauri Kopikoski	1/3	2/3	0-1	Evgeni Nabokov/Ilya Bryzgalov
Mar. 25, 2009	at Chicago	Patrick Kane	0/2	2/2	5-6	Evgeni Nabokov/Nikolai Khabibulin
Feb. 12, 2009	at Buffalo	Derek Roy	1/5	2/5	5-6	Evgeni Nabokov/Ryan Miller
Feb. 11, 2009	at Pittsburgh	Sidney Crosby	0/3	1/3	1-2	Brian Boucher/Marc-Andre Fleury
Feb. 5, 2009	vs. Carolina	Sergei Samsonov	1/3	2/3	3-4	Evgeni Nabokov/Michael Leighton
Dec. 27, 2008	at St. Louis	Brad Winchester	1/3	2/3	2-3	Evgeni Nabokov/Manny Legace
Mar. 16, 2008	vs. Edmonton	Fernando Pisani	1/4	2/4	1-2	Evgeni Nabokov/Dwayne Roloson
Dec. 20, 2007	vs. Phoenix	Peter Mueller	0/3	1/2	2-3	Evgeni Nabokov/Ilya Bryzgalov
Nov. 28, 2007	vs. Los Angeles	Dustin Brown	2/3	3/3	2-3	Evgeni Nabokov/Jason LaBarbera
Nov. 17, 2007	vs. Anaheim	Corey Perry	0/3	1/2	1-2	Evgeni Nabokov/J.S. Giguere
Nov. 9, 2007	at Anaheim	Ryan Getzlaf	2/3	0/2	2-3	Evgeni Nabokov/J.S. Giguere
Oct. 4, 2007	at Edmonton	Jarret Stoll	1/4	2/4	2-3	Evgeni Nabokov/Dwayne Roloson
Feb. 28, 2007	vs. Nashville	Jean-Pierre Dumont	1/4	2/4	3-4	Evgeni Nabokov/Tomas Vokoun
Jan. 30, 2007	vs. Dallas	Mike Ribeiro	2/3	3/3	2-3	Vesa Toskala/Marty Turco
Mar. 18, 2006	vs. Dallas	Antti Miettinen	1/4	2/4	3-4	Vesa Toskala/Marty Turco
Feb. 2, 2006	vs. Minnesota	Brian Rolston	0/5	1/5	2-3	Vesa Toskala/Manny Fernandez
Jan. 19, 2006	vs. Edmonton	Ryan Smyth	1/3	2/3	2-3	Vesa Toskala/Mike Morrison
Dec. 23, 2005	vs. St. Louis	Petr Cajanek	1/4	2/4	1-2	Evgeni Nabokov/Jason Bacashihua
Nov. 21, 2005	at Edmonton	Ryan Smyth	1/3	2/3	1-2	Evgeni Nabokov/Mike Morrison
Nov. 19, 2005	vs. Phoenix	G. Sanderson	1/4	2/4	3-4	Evgeni Nabokov/Curtis Joseph
Nov. 12, 2005	vs. Dallas	Sergei Zubov	0/2	2/2	2-3	Evgeni Nabokov/Marty Turco



HEAD COACHES



George Kingston



Kevin Constantine



Jim Wiley



Al Sims



Darryl Sutter



Ron Wilson



Todd McLellan

ALL-TIME HEAD COACHING RECORDS

NAME	GC	RECORD	PTS PCT.	SEASONS
Todd McLellan	376	220-108-48	.649	2008-13
Ron Wilson	385	206-134-45	.594	2002-08
Cap Raeder&	1	1-0-0-0	1.000	2002
Darryl Sutter	434	192-167-75	.529	1997-02
Al Sims	82	27-47-8	.378	1996-97
Jim Wiley	57	17-37-3	.325	1995-96
Kevin Constantine	157	55-78-24	.427	1993-95
George Kingston	164	28-129-7	.192	1991-93

&Cap Raeder served as interim head coach for the Dec. 3, 2003 game at Phoenix, a 3-2 overtime win

ALL-TIME GENERAL MANAGERS

NAME	YEAR(S)
Jack Ferreira	1991-92
Chuck Grillo	1992-96
(Vice President, Director of Player Personnel)	
Dean Lombardi	1996-03
Doug Wilson	2003-present

ALL-TIME TEAM CAPTAINS

PLAYER	YEAR(S)
Doug Wilson	1991-93
Bob Errey	1993-95
Jeff Odgers	1995-96
Todd Gill	1996-98
Owen Nolan	1998-03
Vincent Damphousse	2003*
Mike Ricci	2003*
Alyn McCauley	2003*
Patrick Marleau	2004-09*
Rob Blake	2009-10
Joe Thornton	2010-present

* Served as captain for part of the season as part of a rotating captaincy plan in 2003-04.



ALL-TIME ATTENDANCE

SEASON	HOME DATES	TOTAL	AVERAGE	% OF CAPACITY	SELLOUTS	CAPACITY
2012-13#	24	421,488	17,562	100%	24	17,562
2011-12	41	720,042	17,562	100%	41	17,562
2010-11*	40	702,480	17,562	100%	40	17,562
2009-10!	41	719,904	17,559	99.9%	40	17,562
2008-09	41	717,023	17,488	99.9%	40	17,496
2007-08	41	713,863	17,411	99.5%	31	17,496
2006-07	41	714,316	17,422	99.6%	36	17,496
2005-06	41	690,095	16,831	96.2%	21	17,496
2003-04	41	649,261	15,836	90.5%	10	17,496
2002-03	41	711,386	17,350	99.2%	26	17,496
2001-02	41	714,357	17,423	99.6%	33	17,496
2000-01@	41	716,196	17,468	99.9%	35	17,496
1999-00	41	708,925	17,291	98.8%	32	17,483
1998-99*	40	685,929	17,148	98.1%	23	17,483
1997-98	41	701,164	17,101	97.8%	20	17,483
1996-97 \$	41	714,238	17,420	99.9%	38	17,442
1995-96	41	704,790	17,190	100%	41	17,190
1994-95 #	24	412,560	17,190	100%	24	17,190
1993-94 *	41	680,407	16,595	96.5%	28	17,190
1992-93 *&	41	452,849	11,045	99.6%	34	11,089
1991-92 &	40	435,520	10,888	100%	40	10,888

! — Capacity increased from 17,496 to 17,562.

@ — Capacity increased from 17,442 to 17,496.

\$ — Capacity increased from 17,190 to 17,442 after first home game.

* — One neutral site game as designated home team not counted in totals.

& — Seasons played at Cow Palace in Daly City, Calif.

— Shortened schedule due to labor stoppage.



ALL-TIME ASSISTANT COACHES

1991-92	Bob Murdoch Drew Remenda	2000-01	Rich Preston Cap Raeder Warren Strelow (goaltending coach; served as goaltending consultant from 1997-00)
1992-93	Bob Murdoch Drew Remenda		
1993-94	Wayne Thomas (assistant coach and assistant to director of hockey operations) Vasily Tikhonov Drew Remenda	2001-02	Rich Preston Lorne Molleken Warren Strelow (goaltending coach)
1994-95	Wayne Thomas (assistant coach and assistant to director of hockey operations) Vasily Tikhonov Drew Remenda	2002-07	Tim Hunter Rob Zettler Warren Strelow (goaltending coach)
		2007-08	Tim Hunter Rob Zettler
1995-96	Wayne Thomas (assistant coach and assistant to hockey player personnel director) Drew Remenda (assigned to Kansas City development team, Oct. 10, 1995) Vasily Tikhonov (assigned to Kansas City development team, Oct. 10, 1995) Jim Wiley (promoted from Kansas City development team, Oct. 10, 1995) Mark Kaufman (promoted from Kansas City development team, Oct. 10, 1995)	2008-09	Trent Yawney Todd Richards Jay Woodcroft Mike Ricci (development coach) Corey Schwab (goaltending coach)
		2009-11	Trent Yawney Matt Shaw Jay Woodcroft Mike Ricci (development coach) Corey Schwab (goaltending coach)
1996-97	Wayne Cashman Roy Sommer	2011-12	Matt Shaw Jay Woodcroft Mike Ricci (development coach) Corey Schwab (goaltending coach)
1997-98	Roy Sommer Paul Baxter	2012-13	Larry Robinson (associate coach) Jim Johnson Jay Woodcroft Mike Ricci (development coach) Corey Schwab (goaltending coach)
1998-99	Paul Baxter Bob Berry		
1999-00	Paul Baxter Bob Berry		

TEAM RECORD BY SEASON

HOME SEASON	GP	W	L	T	O/T	PTS	PTS PCT
2012-13	24	17	2	-	5	39	.813
2011-12	41	26	12	-	3	55	.671
2010-11	*41	25	11	-	5	55	.671
2009-10	41	27	6	-	8	62	.756
2008-09&	41	32	5	-	4	68	.829
2007-08	41	22	13	-	6	50	.610
2006-07	41	25	12	-	4	54	.659
2005-06	41	25	9	-	7	57	.695
2003-04	41	24	8	7	2	57	.695
2002-03	41	17	16	5	3	42	.512
2001-02	41	25	11	3	2	55	.671
2000-01	41	22	14	4	1	49	.598
1999-00	41	21	17	3	3	48	.585
1998-99	*41	17	15	9	—	43	.524
1997-98	41	17	19	5	—	39	.476
1996-97	41	14	23	4	—	32	.390
1995-96	41	12	26	3	—	27	.329
1994-95	24	10	13	1	—	21	.438
1993-94	*42	19	13	10	—	48	.571
1992-93	*42	8	33	1	—	17	.202
1991-92	40	14	23	3	—	31	.388
TOTALS	828	419	301	58	53	949	.573

ROAD SEASON	GP	W	L	T	OTL	PTS	PTS PCT
2012-13	24	8	14	-	2	18	.375
2011-12	41	17	17	-	7	41	.500
2010-11	**41	23	14	-	4	50	.610
2009-10	41	24	14	-	3	51	.622
2008-09&	41	21	13	-	7	49	.598
2007-08	41	27	10	-	4	58	.707
2006-07	41	26	14	-	1	53	.646
2005-06	41	19	18	-	4	42	.512
2003-04	41	19	13	5	4	47	.573
2002-03	41	11	21	4	5	31	.378
2001-02	41	19	16	5	1	44	.537
2000-01	41	18	13	8	2	46	.561
1999-00	41	14	16	7	4	39	.476
1998-99	**41	14	18	9	—	37	.451
1997-98	41	17	19	5	—	39	.476
1996-97	41	13	24	4	—	30	.366
1995-96	41	8	29	4	—	20	.244
1994-95	24	9	12	3	—	21	.438
1993-94	**42	14	22	6	—	34	.405
1992-93	**42	3	28	1	—	7	.083
1991-92	40	3	35	2	—	8	.100
TOTALS	828	327	380	63	48	765	.462

& — Won Presidents' Trophy

* — Includes one game at neutral site designated as home game.

** — Includes one game at neutral site designated as road game.



TEAM RECORD BY SEASON

OVERALL SEASON	GP	W	L	T	OTL	PTS	PTS PCT	FINISH
2012-13	48	25	16	-	7	57	.594	3rd Div./6th Conf.
2011-12	82	43	29	-	10	96	.585	2nd Div./7th Conf.
2010-11#	82	48	25	-	9	105	.640	1st Div./2nd Conf.
2009-10#	82	51	20	-	11	113	.689	1st Div./1st Conf.
2008-09&#	82	53	18	-	11	117	.713	1st Div./1st Conf.
2007-08#	82	49	23	-	10	108	.659	1st Div./2nd Conf.
2006-07	82	51	26	-	5	107	.652	2nd Div./5th Conf.
2005-06	82	44	27	-	11	99	.604	2nd Div./5th Conf.
2003-04#	82	43	21	12	6	104	.634	1st Div./2nd Conf.
2002-03	82	28	37	9	8	73	.445	5th Div./14th Conf.
2001-02#	82	44	27	8	3	99	.604	1st Div./3rd Conf.
2000-01	82	40	27	12	3	95	.579	2nd Div./5th Conf.
1999-00	82	35	33	10	7	87	.530	4th Div./8th Conf.
1998-99	82	31	33	18	—	80	.488	4th Div./7th Conf.
1997-98	82	34	38	10	—	78	.476	4th Div./8th Conf.
1996-97	82	27	47	8	—	62	.378	7th Div./13th Conf.
1995-96	82	20	55	7	—	47	.287	7th Div./13th Conf.
1994-95	48	19	25	4	—	42	.438	3rd Div./7th Conf.
1993-94	84	33	35	16	—	82	.488	3rd Div./8th Conf.
1992-93	84	11	61	2	—	24	.143	6th Division
1991-92	80	17	58	5	—	39	.244	6th Division
TOTALS	1656	746	688	121	101	1714	.518	

& — Won Presidents' Trophy

— Won Pacific Division

* — Includes one game at neutral site designated as home game.

** — Includes one game at neutral site designated as road game.



SHARKS IN THE NHL ALL-STAR GAME

SEASON	HOST	SKATERS	G	A	PTS	NOTES
2012-13	NO ALL-STAR GAME					
2011-12	Ottawa	Logan Couture	0	1	1	Drafted by Team Alfredsson, last selection in the draft and won a car
2010-11	Carolina	Dan Boyle	0	1	1	Drafted by Team Staal
2009-10	NO ALL-STAR GAME DUE TO PARTICIPATION IN THE WINTER OLYMPICS					
2008-09	Montreal	Joe Thornton	0	3	3	6th consecutive appearance
		Dan Boyle	1	1	2	1st career appearance
		Patrick Marleau	1	2	3	3rd career appearance
2007-08	Atlanta	Joe Thornton	0	1	1	5th consecutive appearance
2006-07	Dallas	Joe Thornton	0	0	0	Voted to starting lineup
		Jonathan Cheechoo	0	1	1	Voted to starting lineup
		Patrick Marleau	1	0	1	2nd Fastest Skater during NHL Skills Competition
2005-06	NO ALL-STAR GAME DUE TO PARTICIPATION IN THE WINTER OLYMPICS					
2004-05	NO ALL-STAR GAME					
2003-04	Minnesota	Patrick Marleau	0	0	0	1st career appearance
2002-03	Florida	Teemu Selanne	0	0	0	Voted to starting lineup
2001-02	Los Angeles	Teemu Selanne	2	0	2	One of 2 players to score 2 goals in the 2002 contest. Voted to starting lineup
		Owen Nolan	0	0	0	Plus-3, 5 shots. Voted to starting lineup
		Vincent Damphousse	1	2	3	Scored opening goal, plus-3. Voted to starting lineup
2000-01	Colorado***	Marcus Ragnarsson	0	0	0	Led World Team in ice time (21:04)
1999-00	Toronto	Owen Nolan	0	0	0	4th career All-Star Appearance
1998-99	Tampa Bay	Marco Sturm	1	0	1	Scored World Team's first goal
1997-98	Vancouver	None Selected				
1996-97	San Jose**	Owen Nolan	3	0	3	Hat trick; led West in goals
		Tony Granato	0	0	0	Named as a starter
1995-96	Boston	Owen Nolan	0	0	0	2nd career appearance
1994-95	NO ALL-STAR GAME					
1993-94	N.Y. Rangers	Sandis Ozolinsh	2	1	3	Led Western Conf. in scoring
1992-93	Montreal*	Kelly Kisio	1	1	2	1st career appearance
1991-92	Philadelphia	Doug Wilson	0	0	0	7th appearance, 6 with Chicago

SEASON	SITE	GOALTENDERS	MIN	GA	SVS	NOTES
2007-08	Atlanta	Evgeni Nabokov	20	0	8	First goalie to stop all shots in a period since Nikolai Khabibulin in 2002
2000-01	Colorado	Evgeni Nabokov	20	5	11	Finished 2nd in NHL Skills Competition
1993-94	N.Y. Rangers	Arturs Irbe	20	2	16	Stopped 16 of 18 shots

SEASON	SITE	COACH	RESULT	NOTES
2011-12	Ottawa	Todd McLellan	12-9 L	Sons helped form team's lines
2008-09	Montreal	Todd McLellan	12-11 SO loss	2nd first-year coach in ASG

* Pat Falloon was selected to play in 1992-93, but was unable to participate due to injury.

** Tony Granato was the Commissioner's Special Selection from the Western Conference and named starter for Joe Sakic (COL, injured).

*** Vincent Damphousse was selected to play in 2000-01, but was unable to participate due to injury.



SHARKS IN THE OLYMPICS

SEASON	HOST	SKATER	GP	G	A	PTS	COUNTRY
2010	Vancouver, B.C.	Dany Heatley	7	4	3	7	Canada
		Dan Boyle	7	1	5	6	Canada
		Patrick Marleau	7	2	3	5	Canada
		Joe Pavelski	7	0	3	3	USA
		Joe Thornton	7	1	1	2	Canada
		Douglas Murray	4	0	0	0	Sweden
2006	Torino, Italy	Joe Thornton	6	1	2	3	Canada
		Christian Ehrhoff	5	1	1	2	Germany
		Marcel Goc	5	1	0	1	Germany
		Ville Nieminen	8	0	1	1	Finland
2002	Salt Lake City	Niklas Sundstrum	4	1	3	4	Sweden
		Teemu Selanne	4	3	0	3	Finland
		Owen Nolan	6	0	3	3	Canada
		Marcus Ragnarsson	4	0	2	2	Sweden
		Marco Sturm	5	0	1	1	Germany
		*Christian Ehrhoff	7	0	0	0	Germany
		Gary Suter	6	0	1	1	USA

SEASON	HOST	GOALTENDER	GP	SV%	GAA	SO	COUNTRY
2010	Vancouver, B.C.	Thomas Greiss	3	.815	5.03	0	Germany
		Evgeni Nabokov	3	.853	4.16	0	Russia
2006	Torino, Italy	Evgeni Nabokov	6	.940	1.34	3	Russia
		**Thomas Greiss	1	.875	5.00	0	Germany

* — Christian Ehrhoff was Sharks a prospect playing in Germany at the time of the Olympics

** — Thomas Greiss was a Sharks prospect playing in Germany at the time of the Olympics



Patrick Marleau, Joe Thornton, Dany Heatley, and Dan Boyle won gold for Team Canada in 2010.



NHL AWARD WINNERS

HART MEMORIAL TROPHY

2005-06	Joe Thornton	Led the League with 125 points (29-96=125) in 81 games played. He edged out New York Rangers forward Jaromir Jagr and Calgary goaltender Miikka Kiprusoff.
---------	--------------	--

ART ROSS TROPHY

2005-06	Joe Thornton	Led the League with 125 points (29-96=125) in 81 games played.
---------	--------------	--

MAURICE "ROCKET" RICHARD TROPHY

2005-06	Jonathan Cheechoo	Led NHL and set a career high with 56 goals. He also led the NHL in divisional goals, game-winning goals and home goals.
---------	-------------------	--

CALDER MEMORIAL TROPHY

2000-01	Evgeni Nabokov	Led rookie goaltenders in games played (66), minutes (3,700), wins (32), shots against (1,582) and shutouts (6). Also third in GAA (2.19) and save percentage (.915). Named NHL Player of the Week Jan. 22-28 and NHL Rookie of the Month for November and December 2000. First NHL goaltender to post 20 wins that season. Finished fourth in Vezina Trophy voting.
---------	----------------	--

FIRST TEAM NHL ALL-STAR

2007-08	Evgeni Nabokov	Led NHL in wins (46) and tied for third in GAA (2.14).
2005-06	Joe Thornton	Led the League with 125 points (29-96=125).

SECOND TEAM NHL ALL-STAR

2008-09	Dan Boyle	Sixth amongst NHL defensemen in points (57).
2007-08	Joe Thornton	Led NHL in assists (67) for third straight season.
2007-08	Brian Campbell	Among NHL top-five defensemen in points (62).

BILL MASTERTON MEMORIAL TROPHY

1996-97	Tony Granato	76 GP, 25-15=40 pts., two hat tricks, started in All-Star Game, returned from February 1996 brain surgery.
---------	--------------	--



NHL AWARD FINALISTS

LESTER B. PEARSON AWARD

2005-06 Joe Thornton Finished second in voting

LADY BYNG MEMORIAL TROPHY

2005-06 Patrick Marleau Finished third in voting

JACK ADAMS AWARD

2008-09 Todd McLellan Finished third in voting
2003-04 Ron Wilson Finished second in voting
1993-94 Kevin Constantine Finished second in voting

CALDER MEMORIAL TROPHY

2010-11 Logan Couture Finished second in voting
1999-00 Brad Stuart Finished second in voting

FRANK J. SELKE TROPHY

2003-04 Alyn McCauley Finished third in voting
1999-00 Mike Ricci Finished third in voting

BILL MASTERTON MEMORIAL TROPHY

2009-10 Jed Ortmeyer Finalist

VEZINA TROPHY

2012-13 Antti Niemi Finished third in voting
2007-08 Evgeni Nabokov Finished second in voting

NHL HONORS

NHL ALL-ROOKIE TEAM

2010-11	Logan Couture	Led all rookies in game-winning goals, power-play goals, shots and face-offs, finished second in goals and points and was fifth in plus-minus.
2006-07	Matt Carle	Led all rookie defensemen and finished sixth among all NHL rookies in points (42) and set several franchise rookie highs — including goals and points by a defenseman and power play goals.
	Marc-Edouard Vlasic	He and teammate Matt Carle became the second set of defensive teammates to be named to the NHL All-Rookie Team in the same season joining Detroit's Niklas Lidstrom and Vladimir Konstantinov (1991-92). Youngest defenseman in the League in 2006-07. His 23 assists were tied for seventh among all NHL rookies and also placed him sixth on the Sharks all-time single season list for rookies.
2000-01	Evgeni Nabokov	First among rookie goaltenders in games played (66), minutes (3,700), wins (32), shots against (1,582), shutouts (six), third in GAA (2.19) and save percentage (.915). Named NHL Player of the Week Jan. 22-28, NHL Rookie of the Month for November and December 2000. First NHL goaltender to post 20 wins in 2000-01 season. Overall, 11th in wins, sixth in GAA, T-10th in save pct., seventh in games played and eighth in minutes. Named to NHL's World All-Star Team. Finished fourth in Vezina Trophy voting.
1999-00	Brad Stuart	82 GP, 36 points (10 goals, 26 assists), first in scoring defensemen on team, seventh overall among rookie scorers, first among rookie defensemen.
1994-95	Jeff Friesen	48 GP, 25 points (15 goals, 10 assists), team-high five PPG.



NHL HONORS

NHL PLAYER OF THE MONTH

Jan. 2013	Patrick Marleau	7 GP, 9-5=14 (Second Star); Became the second player in NHL history – and first since Ottawa's Cy Denneny in 1917-18 – to record four consecutive multi-goal games to begin a season.
Feb. 2011	Antti Niemi	10-2-0, 1.89 GAA, .934 sv. %, 3 SO in starting all 13 games
Nov. 2009	Joe Thornton	14 GP, 4-16=20 (Second Star)
Dec. 2007	Evgeni Nabokov	10-4-1, 1.96 GAA, .925 sv. pct., 2 SO (NHL Third Star of the Month)
March 2007	Joe Thornton	Named NHL's Second Star of the Month leading all players in points (24, five goals and 19 assists) in 14 games.
Feb. 2004	Evgeni Nabokov	8-2-0, 1.75 GAA, .934 save pct., 3 shutouts (named DEFENSIVE PLAYER OF THE MONTH)
Feb. 2002	Evgeni Nabokov	6-0-0, 1.17 GAA, .952 save pct., 2 shutouts — first Shark to win the honor.

NHL ROOKIE OF THE MONTH

Dec. 2010	Logan Couture	15 GP, 10-4=14 pts., +7
Jan. 2007	Ryane Clowe	11 GP, 9-7=16 pts.
Dec. 2000	Evgeni Nabokov	7-2-2, 2.11 GAA, .924 save pct., 2 shutouts
Nov. 2000	Evgeni Nabokov	8-2-1, 1.96 GAA, .925 save pct., 1 shutout
Nov. 1997	Marco Sturm	15 GP, 3-7=10 pts.
Dec. 1992	Rob Gaudreau	14 GP, 14-5=19 pts. (also recorded first two Sharks hat tricks on Dec. 3 and 12)

NHL PLAYER OF THE WEEK

April 14-21, 2013	Logan Couture	4 GP, 3-3=6 (Third Star)
March 25-31, 2013	Antti Niemi	4 GP, 4-0-0, 1.22 GAA, .952 sv%, 2 SO (Second Star)
Jan. 20-27, 2013	Patrick Marleau	5 GP, 9-4=13 (First Star)
Nov. 14-20, 2011	Marc-Edouard Vlasic	3 GP, 1-6=7, +7 (Second Star)
March 14-20, 2011	Joe Pavelski	4 GP, 3-8=11 (First Star)
Feb. 14-20, 2011	Antti Niemi	3 GP, 3-0-0, 0.98 GAA, .963 sv% (First Star)
Dec. 6-12, 2010	Ryane Clowe	4 GP, 3-5=8 (First Star)
Oct. 25-31, 2010	Joe Thornton	2 GP, 3-5=8, hat trick (Second Star)
Nov. 16-22, 2009	Joe Thornton	3 GP, 2-6=8 (First Star)
Nov. 2-8, 2009	Evgeni Nabokov	3 GP, 2-0-1, .95 GAA, .967 sv. % (Second Star)
Oct. 26-Nov. 1, 2009	Evgeni Nabokov	3 GP, 3-0-0, .97 GAA, .963 sv. % (Third Star)
Oct. 19-25, 2009	Patrick Marleau	4 GP, 3-6=9 (Third Star)
Oct. 5-11, 2009	Dany Heatley	3 GP, 5-3=8 (First Star)
March 24-30, 2008	Joe Thornton	4 GP, 7-1=8 (First Star)
March 3-9, 2008	Joe Thornton	4 GP, 2-5=7 (Third Star)
Dec. 24-30, 2007	Evgeni Nabokov	3-0-0, 1.34 GAA, .949 sv. pct., 1 SO (Third Star)
Nov. 12-18, 2007	Evgeni Nabokov	3-0-1, .96 GAA, .959 sv. pct., 2 SO (Second Star)
March 19-25, 2007	Jonathan Cheechoo	3 GP, 6-2=8 (Second Star)



James Sheppard



Tommy Wingels

NHL PLAYER OF THE WEEK continued

March 12-18, 2007	Joe Thornton	4 GP, 4-6=10 (First Star)
March 5-11, 2007	Evgeni Nabokov	2-0-1, .66 GAA, .976 sv. pct. (Third Star)
Jan. 1-7, 2007	Joe Thornton	2 GP, 0-7=7 (Third Star)
April 10-16, 2006	Joe Thornton	4 GP, 1-11=12, plus-7 plus/minus rating for the week
	Jonathan Cheechoo	4 GP, 7-4=11, plus-5 plus/minus rating for the week
April 3-9, 2006	Vesa Toskala	4-0-0, .98 GAA, .950 save pct., 1 SO (named DEFENSIVE PLAYER OF THE WEEK)
March 20-26, 2006	Vesa Toskala	3-0-0, 1.66 GAA, .946 save pct, 1 SO (named DEFENSIVE PLAYER OF THE WEEK)
Feb. 6-12, 2006	Patrick Marleau	4 GP, 4-6=10, plus-1 plus/minus rating for week
Dec. 5-11, 2005	Joe Thornton	3 GP, 2-6=8, plus-2 plus/minus rating for week
Nov. 28-Dec. 4, 2005	Patrick Marleau	3 GP, 1-5=6, plus-3 plus/minus rating for week
March 22-28, 2004	Evgeni Nabokov	3-0-0, 1.64 GAA, .944 save pct., 2 SO (named DEFENSIVE PLAYER OF THE WEEK)
Feb. 4-10, 2002	Evgeni Nabokov	3-0-0, 0.67 GAA, .968 save pct., 2 SO
Jan. 22-28, 2001	Evgeni Nabokov	2-0-1, 1.30 GAA, .947 save pct.
Dec. 6-12, 2000	Owen Nolan	3 GP, 4-2=6, plus-5
Oct. 11-17, 1999	Steve Shields	3-0-0, 0.83 GAA, .979 sv pct., 1 SO, set Sharks consecutive scoreless streak at 141:46
March 8-14, 1999	Steve Shields	3-0-0, 1.33 GAA, .948 save pct., 1 SO
Feb. 8-14, 1999	Mike Vernon	3-0-0, 1.00 GAA, .961 save pct.
Dec. 15-21, 1997	Mike Vernon	2-0-1, 0.97 GAA, .958 save pct., 1 SO
Nov. 22-28, 1993	Arturs Irbe	
	(co-Player of the Week)	3-0-0 2.33 GAA, 2nd career shutout
Feb. 28-March 6, 1994	Sergei Makarov	3 GP, 4-3=7, plus-6 plus/minus rating for week

BILL MASTERTON MEMORIAL TROPHY NOMINEES

The Bay Area chapter of the Professional Hockey Writers Association votes for the San Jose Sharks nominee for the Bill Masterton Memorial Trophy. Each NHL team selects a nominee for the award, which is presented to the player who best exemplifies the qualities of perseverance, sportsmanship and dedication to hockey.

2012-13	James Sheppard	2003-04	Vincent Damphousse	1995-96	Jeff Odgers
2011-12	Tommy Wingels	2002-03	Teemu Selanne	1994-95	Igor Larionov
2010-11	Joe Pavelski	2001-02	Vincent Damphousse	1993-94	Sergei Makarov
2009-10	Jed Ortmeyer**	2000-01	Gary Suter	1992-93	Kelly Kisio
2008-09	Claude Lemieux	1999-00	Gary Suter	1991-92	Doug Wilson
2007-08	Jeremy Roenick	1998-99	Bryan Marchment	* — won trophy	
2006-07	Curtis Brown	1997-98	Kelly Hradey	** — finalist	
2005-06	Scott Thornton	1996-97	Tony Granato*		

NHL AWARD FINALISTS/HONORS

KING CLANCY MEMORIAL TROPHY NOMINEES

The King Clancy Memorial Trophy is presented to "the player who best exemplifies leadership qualities on-and-off the ice and has made a noteworthy contribution in his community." Team members nominate a player to represent each NHL club in League-wide voting.

2012-13	Tommy Wingels	2000-01	Tony Granato
2011-12	Joe Pavelski	1999-00	Tony Granato
2010-11	Joe Pavelski	1998-99	Ron Sutter
2009-10	Manny Malhotra	1997-98	Jeff Friesen
2008-09	Patrick Marleau	1996-97	Tony Granato
2007-08	Curtis Brown	1995-96	Jeff Odgers
2006-07	Patrick Marleau	1994-95	Jeff Odgers
2005-06	Scott Thornton	1993-94	Arturs Irbe
2003-04	Mike Ricci	1992-93	Doug Wilson
2002-03	Adam Graves	1991-92	Doug Wilson
2001-02	Adam Graves		

TEAM HONORS

BROCADE "SHARKS PLAYER OF THE YEAR" AWARD

This annual award was established in the franchise's inaugural season and is voted upon by Bay Area media to recognize the Sharks player making the greatest overall contribution to the success of the San Jose Sharks.

2012-13	Antti Niemi
2011-12	Logan Couture
2010-11	Antti Niemi
2009-10	Patrick Marleau
2008-09	Patrick Marleau
2007-08	Evgeni Nabokov
2006-07	Joe Thornton
2005-06	Joe Thornton
2003-04	Patrick Marleau
2002-03	Teemu Selanne
2001-02	Mike Ricci
2000-01	Evgeni Nabokov
1999-00	Owen Nolan
1998-99	Mike Vernon/ Steve Shields
1997-98	Mike Vernon
1996-97	Jeff Friesen
1995-96	Jamie Baker
1994-95	Ulf Dahlen
1993-94	Arturs Irbe
1992-93	Kelly Kisio
1991-92	Jeff Hackett



Antti Niemi



TEAM HONORS



BROCADE "SHARKS PLAYER OF THE MONTH" AWARD

This monthly award was established in the 1997-98 season and is voted upon by Bay Area media to recognize the Sharks player making the greatest overall contribution to the success of the San Jose Sharks.

1997-98

October 1997	Bill Houlder
November 1997	Marco Sturm
December 1997	Mike Vernon
January 1998	Mike Rathje
February 1998	None — Olympics
March 1998	Jeff Friesen

1998-99

October 1998	Marco Sturm
November 1998	Jeff Friesen
December 1998	Mike Ricci
January 1999	Owen Nolan
February 1999	Mike Vernon
March 1999	Steve Shields

1999-00

October 1999	Owen Nolan/ Steve Shields
November 1999	Vincent Damphousse
December 1999	Owen Nolan
January 2000	Mike Ricci
February 2000	Brad Stuart
March 2000	Vincent Damphousse

2000-01

October 2000	Evgeni Nabokov
November 2000	Vincent Damphousse
December 2000	Evgeni Nabokov
January 2001	Owen Nolan
February 2001	Niklas Sundstrom
March 2001	Mike Ricci

2001-02

October 2001	Vincent Damphousse
November 2001	Evgeni Nabokov
December 2001	Mike Ricci
January 2002	Brad Stuart
February 2002	Evgeni Nabokov
March 2002	Scott Thornton

2002-03

October 2002	Vincent Damphousse
November 2002	Patrick Marleau
December 2002	Teemu Selanne
January 2003	Owen Nolan
February 2003	Scott Hannan

2003-04

October 2003	Scott Hannan
November 2003	Vesa Toskala
December 2003	Patrick Marleau, Evgeni Nabokov
January 2004	Mike Rathje
February 2004	Marco Sturm
March 2004	Jonathan Cheechoo

2005-06

October 2005	Kyle McLaren
November 2005	Patrick Marleau
December 2005	Joe Thornton
January 2006	Jonathan Cheechoo
February 2006	Vesa Toskala
March 2006	Vesa Toskala
April 2006	Joe Thornton

TEAM HONORS

BROCADE "SHARKS PLAYER OF THE MONTH" AWARD *continued*

2006-07

October 2006	Milan Michalek
November 2006	Evgeni Nabokov
	Vesa Toskala
December 2006	Joe Thornton
January 2007	Patrick Marleau
February 2007	Joe Thornton
March 2007	Evgeni Nabokov

2007-08

October 2007	Evgeni Nabokov
November 2007	Joe Thornton
December 2007	Evgeni Nabokov
January 2008	Craig Rivet
February 2008	Jonathan Cheechoo
March 2008	Entire Sharks Team

2008-09

October 2008	Patrick Marleau
November 2008	Rob Blake
December 2008	Joe Thornton
January 2009	Milan Michalek
February 2009	Joe Pavelski
March 2009	Evgeni Nabokov

2009-10

October 2009	Patrick Marleau
November 2009	Joe Thornton
December 2009	Douglas Murray
January 2010	Evgeni Nabokov
February 2010	Dany Heatley
March 2010	Ryane Clowe

2010-11

October 2010	Antero Niittymäki
November 2010	Ryane Clowe
December 2010	Logan Couture
January 2011	Antti Niemi
February 2011	Antti Niemi
March 2011	Patrick Marleau

2011-12

October 2011	Joe Pavelski
	Marc-Edouard Vlasic
November 2011	Patrick Marleau
December 2011	Logan Couture
January 2012	Dan Boyle
February 2012	Joe Thornton
March 2012	Joe Thornton

2012-13

January/February 2013	Antti Niemi
March 2013	Brent Burns
April 2013	Logan Couture

GORDIE HOWE HAT TRICKS

Named after the Hockey Hall of Famer, a player must score a goal, record an assist and pick up a fighting major in the same game. Entering this season, there have been 12 "Gordie Howe Hat Tricks" in Sharks history.

DATE	GAME	SCORE	PLAYER	G	A	FM
April 5, 2012	@ Los Angeles	6-5 WSO	Ryane Clowe	1	1	2
April 5, 2012	@ Los Angeles	6-5 WSO	Joe Thornton	1	1	1
April 4, 2011	vs. Los Angeles	6-1 W	Dan Boyle	1	1	1
March 26, 2011	@ Phoenix	4-1 W	Ryane Clowe	1	2	1
Nov. 4, 2008	vs. Minnesota	3-1 W	Ryane Clowe	1	1	1
Jan. 6, 2007	vs. Columbus	5-2 W	Christian Ehrhoff	1	1	1
Nov. 25, 2002	@ St. Louis	4-1 W	Brad Stuart	1	1	2
Jan. 5, 2002	vs. Florida	6-0 W	Matt Bradley	1	1	1
Dec. 10, 1999	vs. Atlanta	4-1 W	Patrick Marleau	1	1	1
Jan. 7, 1999	@ Nashville	4-3 W	Ronnie Stern	1	1	1
March 10, 1996	vs. Buffalo	6-4 W	Owen Nolan	1	1	1
Jan. 13, 1996	@ Pittsburgh	10-8 W	Jim Kyte	1	1	1
Dec. 2, 1995	vs. Washington	5-3 W	Owen Nolan	1	2	1
Jan. 25, 1992	vs. Edmonton	5-2 W	Link Gaetz	1	1	1



Matt Irwin

TEAM HONORS

PLAYSTATION "SHARKS ROOKIE OF THE YEAR" AWARD

This annual award was introduced in 1994-95 and is voted upon by Bay Area media to recognize the Sharks player adjudged to be the best in his first season of NHL competition. Sony Computer Entertainment presented a check for \$2,500 to the Sharks Foundation as recognition of the winner's accomplishment.

2012-13	Matt Irwin	2001-02	Matt Bradley
2011-12	Andrew Desjardins	2000-01	Evgeni Nabokov
2010-11	Logan Couture	1999-00	Brad Stuart
2009-10	Jason Demers	1998-99	Alexander Korolyuk
2008-09	Tomas Plihal	1997-98	Patrick Marleau,
2007-08	Torrey Mitchell		Marco Sturm,
2006-07	Marc-Edouard Vlasic		Andrei Zyuzin
2005-06	Milan Michalek	1996-97	Stephen Guolla
2003-04	Tom Preissing	1995-96	Marcus Ragnarsson
2002-03	Jim Fahey	1994-95	Jeff Friesen

PLAYSTATION "THREE STARS OF THE GAME" AWARD

Introduced in 2003-04, this award recognizes the Sharks players who received the most credit for being selected as one of the three stars of the game. Each No. 1 star selection earned five points, No. 2 stars received three points and No. 3 stars got one point. The three stars are listed on the official NHL game sheet distributed by the game's official scorekeepers. The three stars are chosen by members of the media based on the player's performance each game. Sony Computer Entertainment presented a check for \$2,500 to the Sharks Foundation as recognition of the winner's accomplishment.

2012-13	Antti Niemi
2011-12	Joe Pavelski
2010-11	Antti Niemi
2009-10	Evgeni Nabokov
2008-09	Patrick Marleau
2007-08	Joe Thornton
2006-07	Joe Thornton
2005-06	Jonathan Cheechoo
2003-04	Patrick Marleau

RAM SHARKS "FAN FAVORITE" AWARD

In 2010-11, the Sharks announced the inception of the "Fan Favorite" Award, which was determined by fan voting at sjsharks.com.

2012-13	Patrick Marleau
2011-12	Patrick Marleau
2010-11	Patrick Marleau

OPPONENT LEADERS VS. SAN JOSE

MOST REGULAR SEASON GAMES PLAYED **GP**

Doan, Shane	94
Selanne, Teemu	89
Marchant, Todd	82
Modano, Mike	81
Sydor, Darryl	78
Lidstrom, Nicklas	74
Blake, Rob	69
Morris, Derek	69
Zubov, Sergei	68
Tkachuk, Keith	67
Norstrom, Mattias	66
O'Donnell, Sean	66
Smyth, Ryan	66
Weight, Doug	66
Lehtinen, Jere	65
Iginla, Jarome	63
Robitaille, Luc	62
Carney, Keith	61
Laperriere, Ian	61
Robidas, Stephane	61
Ronning, Cliff	61
Buchberger, Kelly	60
Conroy, Craig	60
Numminen, Teppo	60
Pronger, Chris	60

GOALS SCORED **GP** **G** **A** **PTS**

Selanne, Teemu	89	50	46	96
Shanahan, Brendan	53	34	33	67
Tkachuk, Keith	67	33	32	65
Fleury, Theo	54	30	31	61
Nieuwendyk, Joe	53	29	16	45
Sakic, Joe	52	28	47	75
Young, Scott	49	26	18	44
Arnett, Jason	59	26	26	52
Robitaille, Luc	62	26	31	57
Iginla, Jarome	63	26	24	50
Bure, Pavel	39	24	16	40
Kariya, Paul	59	24	37	61
Modano, Mike	81	24	49	73
Fedorov, Sergei	55	23	31	54
Ronning, Cliff	61	23	37	60
Hull, Brett	51	22	30	52
Smyth, Ryan	66	22	18	40
Turgeon, Pierre	42	21	25	46
Doan, Shane	94	21	38	59
Sandstrom, Tomas	32	20	13	33
Perry, Corey	47	19	14	33
Roenick, Jeremy	55	19	25	44
Guerin, Bill	42	18	15	33
Gelinas, Martin	53	18	17	35
Lehtinen, Jere	65	18	13	31



Teemu Selanne

ASSISTS **GP** **G** **A** **PTS**

Lidstrom, Nicklas	74	11	52	63
Modano, Mike	81	24	49	73
Sakic, Joe	52	28	47	75
Selanne, Teemu	89	50	46	96
MacInnis, Al	53	12	43	55
Weight, Doug	66	11	42	53
Gretzky, Wayne	32	12	39	51
Doan, Shane	94	21	38	59
Kariya, Paul	59	24	37	61
Ronning, Cliff	61	23	37	60
Shanahan, Brendan	53	34	33	67
Lemieux, Mario	14	17	32	49
Tkachuk, Keith	67	33	32	65
Oates, Adam	27	8	31	39
Niedermayer, Scott	52	7	31	38
Fleury, Theo	54	30	31	61
Fedorov, Sergei	55	23	31	54
Robitaille, Luc	62	26	31	57
Hull, Brett	51	22	30	52
Pronger, Chris	60	11	30	41
Zubov, Sergei	68	9	30	39
Coffey, Paul	25	2	29	31
Housley, Phil	45	7	29	36
Getzlaf, Ryan	48	8	29	37
Numminen, Teppo	60	5	29	34



OPPONENT LEADERS VS. SAN JOSE

POINTS	GP	G	A	PTS	PENALTY MINUTES	GP	PIM
Selanne, Teemu	89	50	46	96	Ott, Steve	46	147
Sakic, Joe	52	28	47	75	Brashear, Donald	36	138
Modano, Mike	81	24	49	73	Rychel, Warren	27	127
Shanahan, Brendan	53	34	33	67	Blake, Rob	69	126
Tkachuk, Keith	67	33	32	65	Tkachuk, Keith	67	123
Lidstrom, Nicklas	74	11	52	63	Domi, Tie	30	121
Fleury, Theo	54	30	31	61	Johnson, Matt	25	118
Kariya, Paul	59	24	37	61	Probert, Bob	33	116
Ronning, Cliff	61	23	37	60	Odjick, Gino	32	114
Doan, Shane	94	21	38	59	McCarty, Darren	41	110
Robitaille, Luc	62	26	31	57	Laperriere, Ian	61	102
MacInnis, Al	53	12	43	55	Parros, George	37	101
Fedorov, Sergei	55	23	31	54	Manson, Dave	42	101
Weight, Doug	66	11	42	53	Richardson, Luke	56	101
Hull, Brett	51	22	30	52	Murzyn, Dana	32	99
Arnott, Jason	59	26	26	52	Shanahan, Brendan	53	99
Gretzky, Wayne	32	12	39	51	Fleury, Theo	54	95
Iginla, Jarome	63	26	24	50	Weight, Doug	66	95
Lemieux, Mario	14	17	32	49	DeBrusk, Louie	28	94
Turgeon, Pierre	42	21	25	46	Baumgartner, Ken	19	93
Nieuwendyk, Joe	53	29	16	45	Mayers, Jamal	38	93
Young, Scott	49	26	18	44	Hatcher, Derian	48	92
Roenick, Jeremy	55	19	25	44	Hulse, Cale	36	91
Yzerman, Steve	45	15	28	43	O'Donnell, Sean	66	90
Sundin, Mats	34	16	26	42	2 tied		87



OPPONENT GOALTENDING LEADERS VS. SAN JOSE

REGULAR SEASON GAMES PLAYED

	GP
Joseph, Curtis	47
Turco, Marty	46
Belfour, Ed	37
Giguere, Jean-Sebastien	36
Roy, Patrick	36
Khabibulin, Nikolai	35
Hebert, Guy	34
Kiprusoff, Miikka	33
Potvin, Felix	33
Roloson, Dwayne	31
Ranford, Bill	29
Bryzgalov, Ilya	28
Osgood, Chris	28
Burke, Sean	26
Vernon, Mike	26
Vokoun, Tomas	26
McLean, Kirk	24
Fuhr, Grant	23
Luongo, Roberto	23
Thibault, Jocelyn	22
Backstrom, Niklas	21
Hrudey, Kelly	21
Salo, Tommy	21
Tugnutt, Ron	21
Turek, Roman	20

WINS	GP	W	L	T/OT
Joseph, Curtis	47	34	11	1
Roy, Patrick	36	25	6	4
Turco, Marty	46	24	16	5
Vernon, Mike	26	19	3	3
McLean, Kirk	24	17	5	1
Osgood, Chris	28	17	9	1
Potvin, Felix	33	17	11	5
Hebert, Guy	34	17	13	3
Khabibulin, Nikolai	35	17	12	4
Vokoun, Tomas	26	16	9	1
Kiprusoff, Miikka	33	16	14	3
Giguere, Jean-Sebastien	36	15	17	2
Ranford, Bill	29	14	9	4
Belfour, Ed	37	14	17	5
Fuhr, Grant	23	13	7	0
Roloson, Dwayne	31	12	12	4
Brodeur, Martin	19	10	7	2
Hrudey, Kelly	21	10	7	4
Bryzgalov, Ilya	28	10	11	4
8 tied		9		

LOSSES

	GP	L
Giguere, Jean-Sebastien	36	17
Belfour, Ed	37	17
Burke, Sean	26	16
Turco, Marty	46	16
Kiprusoff, Miikka	33	14
Hebert, Guy	34	13
Backstrom, Niklas	21	12
Roloson, Dwayne	31	12
Khabibulin, Nikolai	35	12
Thibault, Jocelyn	22	11
Bryzgalov, Ilya	28	11
Potvin, Felix	33	11
Joseph, Curtis	47	11
Hiller, Jonas	19	10
Tugnutt, Ron	21	10
Luongo, Roberto	23	10
Denis, Marc	14	9
LaBarbera, Jason	15	9
Vokoun, Tomas	26	9
Osgood, Chris	28	9
Ranford, Bill	29	9
Kolzig, Olaf	10	8
Lalime, Patrick	12	8
Legace, Manny	19	8
8 tied		7

MINUTES PLAYED

	GP	MINS
Joseph, Curtis	47	2785
Turco, Marty	46	2665
Belfour, Ed	37	2168
Roy, Patrick	36	2118
Khabibulin, Nikolai	35	2063
Giguere, Jean-Sebastien	36	2061
Potvin, Felix	33	1931
Hebert, Guy	34	1922
Kiprusoff, Miikka	33	1913
Roloson, Dwayne	31	1755
Ranford, Bill	29	1647
Osgood, Chris	28	1575
Bryzgalov, Ilya	28	1556
Vokoun, Tomas	26	1528
Vernon, Mike	26	1469
Burke, Sean	26	1458
McLean, Kirk	24	1401
Luongo, Roberto	23	1356
Salo, Tommy	21	1297
Thibault, Jocelyn	22	1287
Hrudey, Kelly	21	1273
Backstrom, Niklas	21	1233
Fuhr, Grant	23	1202
Tugnutt, Ron	21	1145
Brodeur, Martin	19	1141



OPPONENT GOALTENDING LEADERS VS. SAN JOSE

GOALS-AGAINST AVERAGE

(minimum: 5 games played)

	GP	AVG
Terreri, Chris	9	1.57
Roy, Patrick	36	1.59
Storr, Jamie	12	1.79
Vanbiesbrouck, John	14	1.82
Vernon, Mike	26	1.84
Fernandez, Manny	15	1.93
Hackett, Jeff	11	1.95
Miller, Ryan	8	1.97
Rinne, Pekka	15	2.00
Smith, Mike	12	2.01
Conklin, Ty	11	2.03
Thomas, Tim	7	2.03
Casey, Jon	6	2.11
Brathwaite, Fred	11	2.11
Biron, Martin	8	2.12
Wregget, Ken	5	2.14
Johnson, Brent	11	2.15
Dunham, Mike	9	2.19
Joseph, Curtis	47	2.20
McLean, Kirk	24	2.23
Hiller, Jonas	19	2.26
Salo, Tommy	21	2.27
Puppa, Daren	8	2.29
Halak, Jaroslav	7	2.30
Hextall, Ron	9	2.32

SAVE PERCENTAGE

(minimum: 5 games played)

	GP	SV%
Smith, Mike	12	.945
Terreri, Chris	9	.941
Rinne, Pekka	15	.941
Weekes, Kevin	5	.939
Roy, Patrick	36	.937
Storr, Jamie	12	.935
Miller, Ryan	8	.935
Vanbiesbrouck, John	14	.931
Hiller, Jonas	19	.930
Conklin, Ty	11	.929
Fernandez, Manny	15	.929
Thomas, Tim	7	.927
Brathwaite, Fred	11	.927
Aubin, Jean-Sebastien	6	.927
Vernon, Mike	26	.926
Halak, Jaroslav	7	.926
Bryzgalov, Ilya	28	.924
Mason, Steve	12	.923
Aebischer, David	7	.922
Joseph, Curtis	47	.922
Gerber, Martin	8	.921
Hextall, Ron	9	.921
Emery, Ray	6	.920
Theodore, Jose	13	.919
Biron, Martin	8	.919



2011-12 SEASON REVIEW

SEASON HIGHLIGHTS

- **Todd McLellan** moved into second place on the franchise's head coach all-time wins list on April 3 at Dallas, eclipsing Darryl Sutter with his 193rd win. Made his second All-Star Game appearance, joining New York Rangers head coach John Tortorella on the bench for Team Alfredsson.
- **Logan Couture** tied for the team lead with 31 goals and appeared in the 2012 All-Star Game, his first career selection. He was voted the Brocade "Sharks Player of the Year."
- **Joe Thornton**, who led the team in points and assists, became the 266th player in NHL history to play in 1,000 games on Oct. 21 at New Jersey. He became the 50th player in NHL history to record 700 career assists with his two helpers at Nashville on Oct. 25.
- **Dan Boyle's** goal on March 20 at Los Angeles made him the highest goal-scoring defenseman in team history. He recorded his 500th career point vs. Colorado on March 26, becoming the fourth undrafted defenseman in League history to record 500 points (Borje Salming-787, Steve Duchesne-752 and Brian Rafalski-515).

MAJOR TRANSACTIONS

- Acquired forwards **TJ Galiardi** and **Daniel Winnik** and a seventh round selection in the 2013 NHL Entry Draft (previously acquired from Anaheim) from Colorado in exchange for forwards Jamie McGinn, Mike Connolly, and Michael Sgarbossa on Feb. 27.
- Acquired **F Dominic Moore** and a seventh round selection in the 2012 NHL Entry Draft from Tampa Bay in exchange for a second round selection, previously acquired from Minnesota, in the 2012 NHL Entry Draft on Feb. 16.

PACIFIC DIVISION

	GP	W	L	OTL	GF	GA	PTS
PHOENIX (3)	82	42	27	13	216	204	97
SAN JOSE (7)	82	43	29	10	229	210	96
LOS ANGELES (8)	82	40	27	15	194	179	95
DALLAS (10)	82	42	35	5	211	222	89
ANAHEIM (13)	82	34	36	12	204	231	80

FINAL STATISTICS

P	NO	PLAYER	GP	G	A	PTS	PIM	
C	19	JOE THORNTON	82	18	59	77	31	
C	39	LOGAN COUTURE	80	31	34	65	16	
C	12	PATRICK MARLEAU	82	30	34	64	26	
C	8	JOE PAVELSKI	82	31	30	61	31	
D	22	DAN BOYLE	81	9	39	48	57	
L	29	RYANE CLOWE	76	17	28	45	97	
D	88	BRENT BURNS	81	11	26	37	34	
R	9	MARTIN HAVLAT	39	7	20	27	22	
C	18	DOMINIC MOORE	(T.B.)	56	4	15	19	48
		(S.J.)	23	0	6	6	6	
		TOTAL	79	4	21	25	54	
L	64	JAMIE MCGINN	61	12	12	24	26	
C	26	MICHAEL HANDZUS	67	7	17	24	18	
C	34	DANIEL WINNIK	(COL.)	63	5	13	18	42
		(S.J.)	21	3	2	5	10	
		TOTAL	84	8	15	23	52	
D	44	MARC-EDOUARD VLASIC	82	4	19	23	40	
C	17	TORREY MITCHELL	76	9	10	19	29	
C	69	ANDREW DESJARDINS	76	4	13	17	47	
L	37	TJ GALIARDI	(COL.)	55	8	6	14	47
		(S.J.)	14	1	0	1	6	
		TOTAL	69	9	6	15	53	
D	60	JASON DEMERS	57	4	9	13	22	
D	61	JUSTIN BRAUN	66	2	9	11	23	
L	10	BRAD WINCHESTER	67	6	4	10	88	
C	57	TOMMY WINGELS	33	3	6	9	18	
R	78	BENN FERRIERO	35	7	1	8	8	
D	2	JIM VANDERMEER	25	1	3	4	33	
C	28	ANDREW MURRAY	39	1	3	4	4	
D	5	COLIN WHITE	54	1	3	4	21	
D	3	DOUGLAS MURRAY	60	0	4	4	31	
L	68	FRAZER MCLAREN	7	0	0	0	9	
L	43	JOHN MCCARTHY	10	0	0	0	10	
G	1	*THOMAS GREISS	19	0	0	0	2	
G	31	ANTTI NIEMI	68	0	0	0	2	

* — ROOKIE

GOALTENDERS

NO.	GOALTENDER	GP	MIN	AVG	W	L	T	EN	SO	GA	SA	SV%	G	A	PIM
1	*THOMAS GREISS	19	1043	2.30	9	7	1	2	0	40	472	.915	0	0	2
31	ANTTI NIEMI	68	3936	2.42	34	22	9	4	6	159	1865	.915	0	0	2
	TOTALS	82	5018	2.45	43	29	10	6	6	205	2342	.912	0	0	4

* — ROOKIE

GAME-BY-GAME RESULTS

GA	DATE	OPPONENT	RESULT	RECORD
1	10/8	PHOENIX	6-3, W	1-0-0
2	10/14	@ANAHEIM	0-1, L	1-1-0
3	10/15	ST. LOUIS	2-4, L	1-2-0
4	10/17	ANAHEIM	2-3, L	1-3-0
5	10/21	@NEW JERSEY	4-3, W**	2-3-0
6	10/22	@BOSTON	4-2, W	3-3-0
7	10/25	@NASHVILLE	3-1, W	4-3-0
8	10/28	@DETROIT	4-2, W	5-3-0
9	10/29	@NY ISLANDERS	3-2, W*	6-3-0
10	10/31	@NY RANGERS	2-5, L	6-4-0
11	11/3	PITTSBURGH	4-3, W**	7-4-0
12	11/5	NASHVILLE	3-4, L*	7-4-1
13	11/7	LOS ANGELES	4-2, W	8-4-1
14	11/10	MINNESOTA	3-1, W	9-4-1
15	11/12	PHOENIX	0-3, L	9-5-1
16	11/17	DETROIT	5-2, W	10-5-1
17	11/19	@DALLAS	4-1, W	11-5-1
18	11/20	@COLORADO	4-1, W	12-5-1
19	11/23	CHICAGO	1-0, W	13-5-1
20	11/26	VANCOUVER	2-3, L	13-6-1
21	11/28	@LOS ANGELES	0-2, L	13-7-1
22	12/1	MONTREAL	4-3, W**	14-7-1
23	12/3	FLORIDA	3-5, L	14-8-1
24	12/6	MINNESOTA	1-2, L	14-9-1
25	12/8	DALLAS	5-2, W	15-9-1
26	12/10	@ST. LOUIS	0-1, L	15-10-1
27	12/11	@CHICAGO	2-3, L*	15-10-2
28	12/13	@COLORADO	3-4, OT**	15-10-3
29	12/15	COLORADO	5-4, W	16-10-3
30	12/17	EDMONTON	3-2, W	17-10-3
31	12/21	TAMPA BAY	7-2, W	18-10-3
32	12/23	LOS ANGELES	2-1, W**	19-10-3
33	12/26	ANAHEIM	3-2, L	19-11-3
34	12/28	VANCOUVER	2-3, L*	19-11-4
35	1/2	@VANCOUVER	3-2, W**	20-11-4
36	1/4	@ANAHEIM	3-1, W	21-11-4
37	1/5	COLUMBUS	2-1, W	22-11-4
38	1/7	WASHINGTON	5-2, W	23-11-4
39	1/10	@MINNESOTA	4-5, OT**	23-11-5
40	1/12	@WINNIPEG	2-0, W	24-11-5
41	1/14	@COLUMBUS	2-1, W	25-11-5
42	1/15	@CHICAGO	3-4, L	25-12-5
43	1/17	CALGARY	2-1, W**	26-12-5
44	1/19	OTTAWA	1-4, L	26-13-5
45	1/21	@VANCOUVER	3-4, L	26-14-5
46	1/23	@EDMONTON	1-2, OT**	26-14-6
47	1/24	@CALGARY	1-0, W	27-14-6
48	1/31	COLUMBUS	6-0, W	28-14-6
49	2/2	DALLAS	5-2, W	29-14-6
50	2/4	@PHOENIX	3-5, L	29-15-6
51	2/8	CALGARY	3-4, L	29-16-6
52	2/10	CHICAGO	5-3, W	30-16-6
53	2/12	@ST. LOUIS	0-3, L	30-17-6
54	2/13	@WASHINGTON	5-3, W	31-17-6
55	2/16	@TAMPA BAY	5-6, L*	31-17-7
56	2/17	@CAROLINA	2-3, L	31-18-7
57	2/19	@DETROIT	2-3, L	31-19-7
58	2/21	@COLUMBUS	3-6, L	31-20-7
59	2/23	@TORONTO	2-1, W	32-20-7
60	2/25	@NASHVILLE	2-6, L	32-21-7
61	2/26	@MINNESOTA	3-4, L	32-22-7
62	2/28	PHILADELPHIA	1-0, W	33-22-7
63	3/1	BUFFALO	0-1, L	33-23-7
64	3/3	ST. LOUIS	1-3, L	33-24-7
65	3/6	EDMONTON	2-3, OT**	33-24-8
66	3/8	@DALLAS	3-4, OT**	33-24-9
67	3/10	@PHOENIX	0-3, L	33-25-9
68	3/12	@EDMONTON	3-2, W	34-25-9
69	3/13	@CALGARY	2-3, L*	34-25-10
70	3/15	NASHVILLE	2-1, W**	35-25-10
71	3/17	DETROIT	3-2, W*	36-25-10
72	3/19	ANAHEIM	3-5, L	36-26-10
73	3/20	@LOS ANGELES	2-5, L	36-27-10
74	3/22	BOSTON	2-1, W	37-27-10
75	3/24	PHOENIX	4-3, W**	38-27-10
76	3/26	COLORADO	5-1, W	39-27-10
77	3/28	@ANAHEIM	1-3, L	39-28-10
78	3/29	@PHOENIX	0-2, L	39-29-10
79	3/31	DALLAS	3-0, W	40-29-10
80	4/3	@DALLAS	5-2, W	41-29-10
81	4/5	@LOS ANGELES	6-5, W**	42-29-10
82	4/7	LOS ANGELES	3-2, W*	43-29-10

* — OVERTIME ** — SHOOTOUT



2010-11 SEASON REVIEW

SEASON HIGHLIGHTS

- San Jose won its sixth Pacific Division Championship (fourth straight) and advanced to the Western Conference Final for the second consecutive season.
- Logan Couture** was named to the NHL All-Rookie Team and finished second in the Calder Trophy voting.
- Dan Boyle** represented the Sharks at the NHL All-Star Game that was played in Carolina.
- Patrick Marleau** appeared in his 1,000th career NHL game on Jan. 15 at Phoenix and **Joe Thornton** recorded his 1,000th career NHL point with a goal on April 8 at Phoenix.

MAJOR TRANSACTIONS

- Acquired **D Ian White** from Carolina in exchange for a second round selection in the 2012 NHL Entry Draft on Feb. 18.
- Acquired LW **Ben Eager** from Atlanta in exchange for a fifth round selection in the 2011 NHL Entry Draft on Jan. 18.
- Claimed **F Kyle Wellwood** off waivers from St. Louis on Jan. 18.

PACIFIC DIVISION

	GP	W	L	OTL	GF	GA	PTS
SAN JOSE (2)	82	48	25	9	248	213	105
ANAHEIM (4)	82	47	30	5	239	235	99
PHOENIX (6)	82	43	26	13	231	226	99
LOS ANGELES (7)	82	46	30	6	219	198	98
DALLAS (9)	82	42	29	11	227	233	95

FINAL STATISTICS

P	NO	PLAYER	GP	G	A	PTS	PIM
C	12	PATRICK MARLEAU	82	37	36	73	16
C	19	JOE THORNTON	80	21	49	70	47
C	8	JOE PAVELSKI	74	20	46	66	24
L	15	DANY HEATLEY	80	26	38	64	56
L	29	RYANE CLOWE	75	24	38	62	100
C	39	*LOGAN COUTURE	79	32	24	56	41
D	22	DAN BOYLE	76	9	41	50	67
R	16	DEVIN SETOGUCHI	72	22	19	41	37
D	9	IAN WHITE	(CGY)	16	2	4	6
		(CAR)	39	0	10	10	12
		(S.J.)	23	2	8	10	8
		TOTAL	78	4	22	26	26
D	60	JASON DEMERS	75	2	22	24	28
C	17	TORREY MITCHELL	66	9	14	23	46
D	44	MARC-EDOUARD VLASIC	80	4	14	18	18
L	55	BEN EAGER	(ATL)	34	3	7	10
		(S.J.)	34	4	3	7	43
		TOTAL	68	7	10	17	120
R	10	JAMAL MAYERS	78	3	11	14	124
D	3	DOUGLAS MURRAY	73	1	13	14	44
C	20	KYLE WELLWOOD	35	5	8	13	0
D	61	*JUSTIN BRAUN	28	2	9	11	2
D	40	KENT HUSKINS	50	2	8	10	12
R	78	*BENN FERRIERO	33	5	4	9	9
D	7	NICLAS WALLIN	74	3	5	8	46
C	21	SCOTT NICHOL	56	4	3	7	50
L	64	JAMIE MCGINN	49	1	5	6	33
L	43	*JOHN MCCARTHY	37	2	2	4	8
C	69	*ANDREW DESJARDINS	17	1	2	3	4
D	55	*MIKE MOORE	6	1	0	1	7
G	31	ANTTI NIEMI	60	0	1	1	2
G	32	*ALEX STALOCK	1	0	0	0	0
C	57	*TOMMY WINGELS	5	0	0	0	0
L	68	*FRAZER MCLAREN	9	0	0	0	22
L	72	*BRANDON MASHINTER	13	0	0	0	17
G	30	ANTERO NIITYMAKI	24	0	0	0	2

* — ROOKIE

GOALTENDERS

NO.	GOALTENDER	GP	MINS	AVG	W	L	T	EN	SO	GA	SA	SV %	G	A	PIM
32	*ALEX STALOCK	1	30	.00	1	0	0	0	0	9	1,000	0	0	0	0
31	ANTTI NIEMI	60	3524	2.38	35	18	6	2	6	140	1741	.920	0	1	2
30	ANTERO NIITYMAKI	24	1414	2.72	12	7	3	2	0	64	615	.896	0	0	2
	TOTAL	82	4999	2.50	48	25	9	4	6	208	2369	.912	0	1	4

* — ROOKIE

GAME-BY-GAME RESULTS

GA	DATE	OPPONENT	RESULT	RECORD
1	10/8	@COLUMBUS*	3-2 W	1-0-0
2	10/9	COLUMBUS*	2-3 L*	1-0-1
3	10/16	ATLANTA	2-4 L	1-1-1
4	10/19	CAROLINA	2-5 L	1-2-1
5	10/21	@COLORADO	4-2 W	2-2-1
6	10/23	EDMONTON	6-1 W	3-2-1
7	10/24	@CALGARY	0-4 L	3-3-1
8	10/27	NEW JERSEY	5-2 W	4-3-1
9	10/30	ANAHEIM	5-2 W	5-3-1
10	11/2	@MINNESOTA	0-1 L	5-4-1
11	11/4	@ST. LOUIS	0-2 L	5-5-1
12	11/6	TAMPA BAY	5-2 W	6-5-1
13	11/9	ANAHEIM	2-3 L*	6-5-2
14	11/11	NY ISLANDERS	2-1 W**	7-5-2
15	11/13	CALGARY	4-3 W	8-5-2
16	11/15	LOS ANGELES	6-3 W	9-5-2
17	11/17	@COLORADO	3-4 L*	9-5-3
18	11/18	@DALLAS	4-5 L*	9-5-4
19	11/20	COLUMBUS	0-3 L	9-6-4
20	11/24	CHICAGO	5-2 W	10-6-4
21	11/26	@VANCOUVER	1-6 L	10-7-4
22	11/27	@EDMONTON	4-3 W	11-7-4
23	11/30	DETROIT	3-5 L	11-8-4
24	12/2	@OTTAWA	4-0 W	12-8-4
25	12/4	@MONTREAL	1-3 L	12-9-4
26	12/6	@DETROIT	5-2 W	13-9-4
27	12/8	@PHILADELPHIA	5-4 W**	14-9-4
28	12/9	@BUFFALO	3-6 L	14-10-4
29	12/11	CHICAGO	2-1 W*	15-10-4
30	12/13	DALLAS	2-3 OT**	15-10-5
31	12/15	@NASHVILLE	2-3 L	15-11-5
32	12/16	@DALLAS	4-3 W*	16-11-5
33	12/18	@ST. LOUIS	4-1 W	17-11-5
34	12/21	EDMONTON	2-1 W	18-11-5
35	12/23	PHOENIX	4-1 W	19-11-5
36	12/27	LOS ANGELES	0-4 L	19-12-5
37	12/29	@MINNESOTA	3-5 L	19-13-5
38	12/30	@CHICAGO	5-3 W	20-13-5
39	1/1	@LOS ANGELES	1-0 W	21-13-5
40	1/3	VANCOUVER	3-4 L	21-14-5
41	1/6	BUFFALO	0-3 L	21-15-5
42	1/8	NASHVILLE	1-2 L	21-16-5
43	1/9	@ANAHEIM	0-1 L	21-17-5
44	1/11	TORONTO	2-4 L	21-18-5
45	1/13	EDMONTON	2-5 L	21-19-5
46	1/15	ST. LOUIS	4-2 W	22-19-5
47	1/17	@PHOENIX	4-2 W	23-19-5
48	1/20	@VANCOUVER	2-1 W**	24-19-5
49	1/22	MINNESOTA	4-3 W	25-19-5
50	1/26	@LOS ANGELES	2-3 OT**	25-19-6
51	2/1	PHOENIX	5-3 W	26-19-6
52	2/2	@ANAHEIM	4-3 W	27-19-6
53	2/5	@BOSTON	2-0 W	28-19-6
54	2/8	@WASHINGTON	2-0 W	29-19-6
55	2/9	@COLUMBUS	3-2 W	30-19-6
56	2/11	@NEW JERSEY	1-2 L	30-20-6
57	2/13	@FLORIDA	2-3 L	30-21-6
58	2/15	@NASHVILLE	2-1 W*	31-21-6
59	2/17	WASHINGTON	3-2 W	32-21-6
60	2/19	COLORADO	4-0 W	33-21-6
61	2/22	@DETROIT	4-3 W	34-21-6
62	2/23	@PITTSBURGH	3-2 W*	35-21-6
63	2/25	@CALGARY	4-3 W**	36-21-6
64	3/1	COLORADO	2-1 W**	37-21-6
65	3/3	DETROIT	3-1 W	38-21-6
66	3/5	DALLAS	2-3 L	38-22-6
67	3/8	NASHVILLE	3-2W*	39-22-6
68	3/10	VANCOUVER	4-5 OT**	39-22-7
69	3/12	NY RANGERS	2-3 OT**	39-22-8
70	3/14	@CHICAGO	3-6 L	39-23-8
71	3/15	@DALLAS	6-3 W	40-23-8
72	3/17	MINNESOTA	3-2 W	41-23-8
73	3/19	ST. LOUIS	5-3 W	42-23-8
74	3/23	CALGARY	6-3 W	43-23-8
75	3/24	@LOS ANGELES	3-4 OT**	43-23-9
76	3/26	@PHOENIX	4-1 W	44-23-9
77	3/31	DALLAS	6-0 W	45-23-9
78	4/2	ANAHEIM	4-2 W	46-23-9
79	4/4	LOS ANGELES	6-1 W	47-23-9
80	4/6	@ANAHEIM	2-6 L	47-24-9
81	4/8	@PHOENIX	3-4 L	47-25-9
82	4/9	PHOENIX	3-1 W	48-25-9

* — OVERTIME ** — SHOOTOUT

2009-10 SEASON REVIEW

SEASON HIGHLIGHTS

- San Jose won its second consecutive Western Conference Regular Season Championship as well as its fifth Pacific Division Championship (third straight). The Sharks also played in its second Western Conference Final (vs. Chicago).
- San Jose had a National Hockey League-best eight players in the 2010 Winter Olympics. Among those players, four (**Dan Boyle**, **Dany Heatley**, **Patrick Marleau** and **Joe Thornton**) won gold for Team Canada and **Joe Pavelski** helped Team USA win silver.
- As a team, San Jose finished amongst the NHL's top-5 in the power play (21.0, fourth), penalty kill (85.0, fifth), even strength differential (plus-32, fourth), goals per game (3.13, fourth) and faceoff percentage (55.6, first).
- The Sharks were only one of two teams to have three players with 80-plus points (**Thornton**, 89; **Marleau**, 83 and **Heatley**, 82).

MAJOR TRANSACTIONS

- Acquired D **Niclas Wallin** and a fifth round selection in the 2010 NHL Entry Draft from Carolina in exchange for a second round selection in the 2010 NHL Entry Draft (from Buffalo) on Feb. 7, 2010.
- Signed C **Manny Malhotra** on Sept. 23, 2009.
- Acquired LW **Dany Heatley** and a fifth round selection in the 2010 NHL Entry Draft from Ottawa (136th overall, Isaac MacLeod) in exchange for LW Milan Michalek, RW Jonathan Cheechoo and a second round selection in the 2010 NHL Entry Draft on Sept. 12, 2009.

PACIFIC DIVISION

	GP	W	L	OTL	GF	GA	PTS
SAN JOSE (1)	82	51	20	11	264	215	113
PHOENIX (4)	82	50	25	7	225	202	107
LOS ANGELES (6)	82	46	27	9	247	219	101
ANAHEIM (11)	82	39	32	11	238	251	89
DALLAS (12)	82	37	31	14	237	254	88

FINAL STATISTICS

P	NO	PLAYER	GP	G	A	PTS	PIM
C	19	JOE THORNTON	79	20	69	89	54
C	12	PATRICK MARLEAU	82	44	39	83	22
L	15	DANY HEATLEY	82	39	43	82	54
D	22	DAN BOYLE	76	15	43	58	70
L	29	RYANE CLOWE	82	19	38	57	131
C	8	JOE PAVELSKI	67	25	26	51	26
R	16	DEVIN SETOGUCHI	70	20	16	36	19
C	27	MANNY MALHOTRA	71	14	19	33	41
D	4	ROB BLAKE	70	7	23	30	60
D	40	KENT HUSKINS	82	3	19	22	47
D	60	*JASON DEMERS	51	4	17	21	21
R	41	JED ORTMAYER	76	8	11	19	37
C	21	SCOTT NICHOL	79	4	15	19	72
D	3	DOUGLAS MURRAY	79	4	13	17	66
D	44	MARC-EDOUARD VLASIC	64	3	13	16	33
L	64	JAMIE MCGINN	59	10	3	13	38
C	17	TORREY MITCHELL	56	2	9	11	27
C	39	*LOGAN COUTURE	25	5	4	9	6
D	7	NICLAS WALLIN	(CAR)	47	0	5	26
		(S.J.)	23	0	2	2	23
		(TOTAL)	70	0	7	7	49
R	59	BRAD STAUBITZ	47	3	3	6	110
L	68	*FRAZER MCLAREN	23	1	5	6	54
R	53	RYAN VESCE	9	3	2	5	0
C	78	*BENNY FERRIERO	24	2	3	5	8
D	65	*DEREK JOSLIN	24	0	3	3	12
D	28	JAY LEACH	(MTL)	7	0	0	5
		(S.J.)	28	1	1	2	20
		(TOTAL)	35	1	1	2	25
L	45	JODY SHELLEY	36	0	3	3	78
C	36	DWIGHT HELMINEN	4	1	0	1	0
D	47	JOE CALLAHAN	1	0	1	1	0
C	48	*STEVEN ZALEWSKI	3	0	0	0	0
L	43	*JOHN MCCARTHY	4	0	0	0	0
G	1	*THOMAS GREISS	16	0	0	0	2
G	20	EVGENI NABOKOV	71	0	0	0	6

* — ROOKIE

GOALTENDERS

NO.	GOALTENDER	GP	MIN	AVG	W	L	T	EN	SO	GA	SA	SV %	G	A	PIM
20	EVGENI NABOKOV	71	4194	2.43	44	1610	2	3	170	2168	.922	0	0	6	
1	*THOMAS GREISS	16	782	2.69	7	4	1	2	0	35	399	.912	0	0	2
	TOTALS	82	4998	2.51	51	2011	4	3	209	2571	.919	0	0	8	

* — ROOKIE

GAME-BY-GAME RESULTS

GA	DATE	OPPONENT	RESULT	RECORD
1	10/1	@COLORADO	2-5 L	0-1-0
2	10/3	@ANAHEIM	4-1 W	1-1-0
3	10/6	@LOS ANGELES	4-6 L	1-2-0
4	10/8	COLUMBUS	6-3 W	2-2-0
5	10/10	MINNESOTA	4-2 W	3-2-0
6	10/12	PHOENIX	0-1**	3-2-1
7	10/15	@WASHINGTON	1-4 L	3-3-1
8	10/17	@N.Y. ISLANDERS	4-1 W	4-3-1
9	10/19	@N.Y. RANGERS	7-3 W	5-3-1
10	10/22	@TAMPA BAY	2-5 L	5-4-1
11	10/24	@ATLANTA	4-3 W	6-4-1
12	10/25	@PHILADELPHIA	4-1 W	7-4-1
13	10/28	LOS ANGELES	2-1 W**	8-4-1
14	10/30	COLORADO	3-1 W	9-4-1
15	11/1	@CAROLINA	5-1 W	10-4-1
16	11/4	@COLUMBUS	3-2 W**	11-4-1
17	11/5	@DETROIT	1-2 L**	11-4-2
18	11/7	PITTSBURGH	5-0 W	12-4-2
19	11/10	NASHVILLE	4-3 W	13-4-2
20	11/12	DALLAS	2-3 L**	13-4-3
21	11/14	@ST. LOUIS	3-1 W	14-4-3
22	11/15	@CHICAGO	3-4 L*	14-4-4
23	11/17	@NASHVILLE	3-4 L	14-5-4
24	11/20	PHILADELPHIA	6-3 W	15-5-4
25	11/21	@ANAHEIM	3-2 W	16-5-4
26	11/25	CHICAGO	2-7 L	16-6-4
27	11/27	@EDMONTON	5-4 W**	17-6-4
28	11/29	@VANCOUVER	4-2 W	18-6-4
29	12/1	OTTAWA	5-2 W	19-6-4
30	12/3	ST. LOUIS	2-3 L**	19-6-5
31	12/5	CALGARY	1-2 L	19-7-5
32	12/9	LOS ANGELES	4-5 L*	19-7-6
33	12/11	DALLAS	2-3 L**	19-7-7
34	12/12	@PHOENIX	1-2 L	19-8-7
35	12/17	ANAHEIM	4-1 W	20-8-7
36	12/21	@DALLAS	4-2 W	21-8-7
37	12/22	@CHICAGO	3-2 W	22-8-7
38	12/26	ANAHEIM	5-2 W	23-8-7
39	12/28	PHOENIX	3-2 W**	24-8-7
40	12/30	WASHINGTON	5-2 W	25-8-7
41	12/31	@PHOENIX	3-2 W**	26-8-7
42	1/2	EDMONTON	4-1 W	27-8-7
43	1/4	LOS ANGELES	2-6 L	27-9-7
44	1/6	ST. LOUIS	2-1 W*	28-9-7
45	1/9	DETROIT	1-4 L	28-10-7
46	1/11	@LOS ANGELES	2-1 W	29-10-7
47	1/12	@PHOENIX	3-1 W	30-10-7
48	1/14	BOSTON	1-2 L**	30-10-8
49	1/16	EDMONTON	4-2 W	31-10-8
50	1/18	CALGARY	9-1 W	32-10-8
51	1/19	@LOS ANGELES	5-1 W	33-10-8
52	1/21	ANAHEIM	3-1 W	34-10-8
53	1/23	BUFFALO	5-2 W	35-10-8
54	1/28	CHICAGO	3-4 L*	35-10-9
55	1/30	MINNESOTA	5-2 W	36-10-9
56	2/2	DETROIT	2-4 L	36-11-9
57	2/4	@ST. LOUIS	4-2 W	37-11-9
58	2/6	@NASHVILLE	4-3 W	38-11-9
59	2/8	@TORONTO	3-2 W	39-11-9
60	2/10	@COLUMBUS	0-3 L	39-12-9
61	2/11	@DETROIT	3-2 W**	40-12-9
62	2/13	@BUFFALO	1-3 L	40-13-9
63	3/2	NEW JERSEY	3-4 L	40-14-9
64	3/4	MONTREAL	3-2 W	41-14-9
65	3/6	COLUMBUS	2-1 W	42-14-9
66	3/11	NASHVILLE	8-5 W	43-14-9
67	3/13	FLORIDA	2-3 L*	43-14-10
68	3/14	@ANAHEIM	2-4 L	43-15-10
69	3/16	@DALLAS	2-8 L	43-16-10
70	3/18	@VANCOUVER	2-3 L	43-17-10
71	3/19	@CALGARY	3-4 L	43-18-10
72	3/21	@EDMONTON	1-5 L	43-19-10
73	3/23	@MINNESOTA	4-1 W	44-19-10
74	3/25	DALLAS	3-0 W	45-19-10
75	3/27	VANCOUVER	4-2 W	46-19-10
76	3/28	COLORADO	4-3 W	47-19-10
77	3/31	@DALLAS	1-5 L	47-20-10
78	4/2	@MINNESOTA	3-2 W	48-20-10
79	4/4	@COLORADO	4-5 L*	48-21-11
80	4/6	@CALGARY	2-1 W	49-20-11
81	4/8	VANCOUVER	4-2 W	50-20-11
82	4/10	PHOENIX	3-2 W**	51-20-11

* — OVERTIME

** — SHOOTOUT



2008-09 SEASON REVIEW

SEASON HIGHLIGHTS

- San Jose wins first Presidents' Trophy. For the first time, the Sharks finish first in the Western Conference while winning its fourth overall and second straight Pacific Division Championship. San Jose accomplishes these feats while setting franchise records for wins (53), home wins (32) and points (117).
- Under rookie Head Coach **Todd McLellan**, San Jose gets off to the best start in National Hockey League history by recording 52 points (25-3-2) through the first 30 games. The Sharks set a franchise standard by going undefeated (20-0-2) in their first 22 home games while extending a streak from 2007-08 by not losing in regulation for 31 straight games (28-0-3).
- As a team, San Jose ranks among the NHL's top-five in road power play percentage (28.2 — No. 1 and club record), overall power play (24.2 — third), 83.3 penalty kill (fifth), 27.2 shots allowed (No. 1), 33.2 shots per game (third and club record) and 2.43 goals allowed per game (third).
- McLellan finished as a finalist for the Jack Adams Trophy (third in voting). **C Jeremy Roenick** ended his career and the season as the third-highest American-born goal scorer (513) in NHL history. **RW Claude Lemieux**, at the age of 43, returns to the NHL after a five-year absence to play in 18 games.

MAJOR TRANSACTIONS

- Todd McLellan** hired as head coach on June 12, 2008.
- Acquired **LW Travis Moen** and **D Kent Huskins** from Anaheim in exchange for C Nick Bonino, G Timo Pielmeier and a fourth round selection in the 2012 NHL Entry Draft on March 4, 2009.

PACIFIC DIVISION

	GP	W	L	OTL	GF	GA	PTS
SAN JOSE (1)	82	53	18	11	257	204	117
ANAHEIM (8)	82	42	33	7	245	238	91
DALLAS (12)	82	36	35	11	230	257	83
PHOENIX (13)	82	36	39	7	208	252	79
LOS ANGELES (14)	82	34	37	11	207	234	79

FINAL STATISTICS

P	NO	PLAYER	GP	G	A	PTS	PIM	
C	19	JOE THORNTON	82	25	61	86	56	
C	12	PATRICK MARLEAU	76	38	33	71	18	
R	16	DEVIN SETOGUCHI	81	31	34	65	25	
C	8	JOE PAVELSKI	80	25	34	59	46	
L	9	MILAN MICHALEK	77	23	34	57	52	
D	22	DAN BOYLE	77	16	41	57	52	
L	29	RYANE CLOWE	71	22	30	52	51	
D	4	ROBERT BLAKE	73	10	35	45	110	
D	10	CHRISTIAN EHRHOFF	77	8	34	42	63	
D	44	MARC-EDOUARD VLASIC	82	6	30	36	42	
R	14	JONATHAN CHEECHOO	66	12	17	29	59	
R	25	MIKE GRIER	62	10	13	23	25	
L	24	TRAVIS MOEN	(ANA)	63	4	7	11	77
		(S.J.)	19	3	2	5	14	
		(TOTAL)	82	7	9	16	91	
C	39	*TOMAS PLIHAK	64	5	8	13	22	
C	27	JEREMY ROENICK	42	4	9	13	24	
C	11	MARCEL GOC	55	2	9	11	18	
D	21	ALEXEI SEMENOV	47	1	7	8	57	
D	37	BRAD LUKOWICH	58	0	8	8	12	
D	3	DOUGLAS MURRAY	75	0	7	7	38	
L	64	*JAMIE MCGINN	35	4	2	6	2	
D	40	KENT HUSKINS	(ANA)	33	2	4	6	27
L	43	*LUKAS KASPAR	13	2	2	4	8	
L	45	JODY SHELLEY	70	2	2	4	116	
R	59	*BRAD STAUBITZ	35	1	2	3	76	
R	47	TOM CAVANAGH	17	1	1	2	4	
R	32	CLAUDE LEMIEUX	18	0	1	1	21	
G	20	EVGENI NABOKOV	62	0	1	1	12	
C	40	*RILEY ARMSTRONG	2	0	0	0	2	
R	53	*RYAN VESCE	10	0	0	0	4	
D	65	*DEREK JOSLIN	12	0	0	0	6	
G	33	BRIAN BOUCHER	22	0	0	0	2	

* — ROOKIE

GOALTENDERS

NO.	GOALTENDER	GP	MIN	AVG	W	L	T	EN	SO	GA	SA	SV %	G	A	PIM
33	BRIAN BOUCHER	22	1291	2.18	12	6	3	2	2	47	563	.917	0	0	2
20	EVGENI NABOKOV	62	3686	2.44	41	12	8	0	7	150	1663	.910	0	1	12
	TOTALS	82	5000	2.39	53	18	11	2	9	199	2228	.911	0	1	14

GAME-BY-GAME RESULTS

GA	DATE	OPPONENT	RESULT	RECORD
1	10/9	ANAHEIM	4-1 W	1-0-0
2	10/11	LOS ANGELES	3-1 W	2-0-0
3	10/12	LOS ANGELES	1-0 W	3-0-0
4	10/14	COLUMBUS	5-2 W	4-0-0
5	10/17	@ANAHEIM	0-4 L	4-1-0
6	10/18	PHILADELPHIA	5-4 W*	5-1-0
7	10/22	@PHILADELPHIA	7-6 W**	6-1-0
8	10/24	@FLORIDA	3-4 L	6-2-0
9	10/25	@TAMPA BAY	3-0 W	7-2-0
10	10/28	PITTSBURGH	2-1 W	8-2-0
11	10/30	DETROIT	4-2 W	9-2-0
12	11/2	@COLORADO	5-3 W	10-2-0
13	11/4	MINNESOTA	3-1 W	11-2-0
14	11/6	ST. LOUIS	5-4 W**	12-2-0
15	11/8	DALLAS	2-1 W	13-2-0
16	11/9	@PHOENIX	2-4 L	13-3-0
17	11/11	NASHVILLE	3-4 L*	13-3-1
18	11/13	CALGARY	6-1 W	14-3-1
19	11/16	@CHICAGO	6-5 W	15-3-1
20	11/17	@NASHVILLE	4-1 W	16-3-1
21	11/22	WASHINGTON	7-2 W	17-3-1
22	11/26	CHICAGO	3-2 W	18-3-1
23	11/28	@DALLAS	6-2 W	19-3-1
24	11/29	@PHOENIX	2-0 W	20-3-1
25	12/2	TORONTO	5-2 W	21-3-1
26	12/4	COLUMBUS	3-2 W	22-3-1
27	12/6	EDMONTON	2-3 L*	22-3-2
28	12/11	ANAHEIM	2-0 W	23-3-2
29	12/13	ST. LOUIS	5-4 W	24-3-2
30	12/15	@LOS ANGELES	3-2 W**	25-3-2
31	12/17	@COLUMBUS	1-2 L*	25-3-3
32	12/18	@DETROIT	0-6 L	25-4-3
33	12/20	NY RANGERS	3-2 W	26-4-3
34	12/23	VANCOUVER	5-0 W	27-4-3
35	12/27	@ST. LOUIS	2-3 L*	27-4-4
36	12/29	@DALLAS	3-1 W	28-4-4
37	12/31	@MINNESOTA	2-3 L*	28-4-5
38	1/3	NY ISLANDERS	5-3 W	29-4-5
39	1/6	@CALGARY	2-5 L	29-5-5
40	1/9	@EDMONTON	4-1 W	30-5-5
41	1/10	@VANCOUVER	4-2 W	31-5-5
42	1/13	TAMPA BAY	7-1 W	32-5-5
43	1/15	CALGARY	2-3 L	32-6-5
44	1/17	DETROIT	6-5 W	33-6-5
45	1/20	VANCOUVER	2-1 W*	34-6-5
46	1/27	@COLORADO	3-0 W	35-6-5
47	1/29	PHOENIX	2-0 W	36-6-5
48	1/31	CHICAGO	2-4 L	36-7-5
49	2/5	CAROLINA	3-4 L**	36-7-6
50	2/7	@COLUMBUS	2-3 L*	36-7-7
51	2/10	@BOSTON	5-2 W	37-7-7
52	2/11	@PITTSBURGH	1-2 L**	37-7-8
53	2/13	@BUFFALO	5-6 L**	37-7-9
54	2/15	@NEW JERSEY	5-6 L	37-8-9
55	2/17	EDMONTON	4-2 W	38-8-9
56	2/19	LOS ANGELES	4-2 W	39-8-9
57	2/21	ATLANTA	3-1 W	40-8-9
58	2/23	@DALLAS	1-0 W	41-8-9
59	2/25	@DETROIT	1-4 L	41-9-9
60	2/26	@OTTAWA	2-1 W	42-9-9
61	2/28	@MONTREAL	2-3 L	42-10-9
62	3/3	DALLAS	1-4 L	42-11-9
63	3/5	MINNESOTA	3-4 L*	42-11-10
64	3/7	@VANCOUVER	1-3 L	42-12-10
65	3/10	@MINNESOTA	5-4 W*	43-12-10
66	3/12	@ST. LOUIS	1-3 L	43-13-10
67	3/14	LOS ANGELES	2-1 W**	44-13-10
68	3/15	@ANAHEIM	1-0 W	45-13-10
69	3/17	@PHOENIX	3-4 L	45-14-10
70	3/19	NASHVILLE	3-2 W**	46-14-10
71	3/21	DALLAS	5-2 W	47-14-10
72	3/22	COLORADO	3-1 W	48-14-10
73	3/25	@CHICAGO	5-6 L**	48-14-11
74	3/26	@NASHVILLE	2-3 L	48-15-11
75	3/28	PHOENIX	3-2 W	49-15-11
76	3/30	@CALGARY	2-1 W	50-15-11
77	4/2	@EDMONTON	2-1 W	51-15-11
78	4/4	ANAHEIM	2-5 L	51-16-11
79	4/5	@ANAHEIM	3-2 W	52-16-11
80	4/7	@COLORADO	1-0 W**	53-16-11
81	4/9	PHOENIX	1-4 L	53-17-11
82	4/11	@LOS ANGELES	3-4 L	53-18-11

* — OVERTIME

** — SHOOTOUT

2007-08 SEASON REVIEW

SEASON HIGHLIGHTS

- San Jose set then-team records for most points (108) and points percentage (.659), road wins (27), most road points (58), fewest shots allowed (1,981), fewest power play goals allowed (44) and fewest regulation losses (23) in a single season.
- San Jose also set team standards for longest overall winning streak (11 games, Feb. 21, 2008 at Philadelphia through March 14, 2008 vs. St. Louis), longest road winning streak (10 games, Nov. 14, 2007 at Dallas through Dec. 31, 2007 at Minnesota), most consecutive overall games recording a point (20, Feb. 21, 2008 at Philadelphia through April 1, 2008 vs. Los Angeles) and most consecutive road games recording a point (14, Oct. 29, 2007 at Dallas through Jan. 13, 2008 at Anaheim).
- G Evgeni Nabokov** finished second in the Vezina Trophy voting after achieving team regular season goaltending records in wins (50), appearances (77), minutes (4,561), most consecutive starts (50) and most consecutive wins (10). Nabokov also played in his second NHL All-Star Game and became the first goaltender since 2002 to stop all of the shots he faced (eight in the second).
- Coach **Ron Wilson** led San Jose to their third Pacific Division Championship, second in his tenure. He became the 11th coach to win 500 NHL games on Feb. 9, 2008 vs. Nashville. Wilson also won his 200th game as Sharks head coach on March 18, 2008 at Los Angeles, surpassing Darryl Sutter to set the record for most wins (206).

MAJOR TRANSACTIONS

- Relieved Ron Wilson of head coaching duties on May 12, 2008.
- Acquired **D Brian Campbell** along with a seventh round selection in the 2008 NHL Entry Draft from Buffalo in exchange for RW Steve Bernier and a first round selection in the 2008 NHL Entry Draft on Feb. 26, 2008.

PACIFIC DIVISION

	GP	W	L	OTL	GF	GA	PTS
SAN JOSE (2)	82	49	23	10	222	193	108
ANAHEIM (4)	82	47	27	8	205	191	102
DALLAS (5)	82	45	30	7	242	207	97
PHOENIX (12)	82	38	37	7	214	231	83
LOS ANGELES (15)	82	32	43	7	231	266	71

FINAL STATISTICS

P	NO	PLAYER	GP	G	A	PTS	PIM
C	19	JOE THORNTON	82	29	67	96	59
D	51	BRIAN CAMPBELL (BUF)	63	5	38	43	12
		(S.J.)	20	3	16	19	8
		(TOTAL)	83	8	54	62	20
L	9	MILAN MICHALEK	79	24	31	55	47
C	12	PATRICK MARLEAU	78	19	29	48	33
C	8	JOE PAVELSKI	82	19	21	40	28
R	14	JONATHAN CHEECHOO	69	23	14	37	46
D	52	CRAIG RIVET	74	5	30	35	104
C	27	JEREMY ROENICK	69	14	19	33	26
R	26	*STEVE BERNIER	59	13	10	23	62
R	25	MIKE GRIER	78	9	13	22	24
D	10	CHRISTIAN EHRHOFF	77	1	21	22	72
C	17	*TORREY MITCHELL	82	10	10	20	50
R	16	*DEVIN SETOGUCHI	44	11	6	17	8
L	34	PATRICK RUSSMILLER	79	8	9	17	30
D	24	SANDIS OZOLINSH	39	3	13	16	24
D	18	MATT CARLE	62	2	13	15	26
D	44	MARC-EDOUARD VLASIC	82	2	12	14	24
D	4	KYLE McLAREN	61	3	8	11	84
D	3	DOUGLAS MURRAY	66	1	9	10	98
C	37	CURTIS BROWN	33	5	4	9	10
C	11	MARCEL GOC	51	5	3	8	12
L	29	RYAN CLOWE	15	3	5	8	22
L	45	JODY SHELLEY (CBJ)	31	0	0	0	44
		(S.J.)	31	1	6	7	91
		(TOTAL)	62	1	6	7	135
D	21	ALEXEI SEMENOV	22	1	3	4	36
C	39	*TOMAS PLIHAI	22	2	1	3	4
G	20	EVGENI NABOKOV	77	0	2	2	12
C	47	*TOM CAVANAGH	1	0	1	1	0
D	5	*ROB DAVISON	15	0	0	0	21
C	46	*MIKE IGGULDEN	1	0	0	0	0
G	30	*DIMITRI PATZOLD	3	0	0	0	0
L	43	*LUKAS KASPAR	3	0	0	0	0
G	1	*THOMAS GREISS	3	0	0	0	0
G	33	BRIAN BOUCHER	5	0	0	0	0

* — ROOKIE

** — TRADED DURING THE SEASON (STATS ARE WITH SAN JOSE ONLY)

GOALTENDERS

NO.	GOALTENDER	GP	MINS	AVG	W	L	T	EN	SO	GA	SA	SV %	G	A	PIM
33	BRIAN BOUCHER	5	238	1.76	3	1	0	1	7	103	.932	0	0	0	0
20	EVGENI NABOKOV	77	4561	2.14	46	21	8	6	163	1802	.910	2	2	12	12
1	*THOMAS GREISS	3	129	3.26	0	1	1	0	7	50	.860	0	0	0	0
30	*DIMITRI PATZOLD	3	44	5.45	0	0	0	0	4	20	.800	0	0	0	0
	TOTALS	8	5000	2.24	49	23	10	6	7	187	1981	.906	0	2	12

GAME-BY-GAME RESULTS

GA	DATE	OPPONENT	RESULT	RECORD
1	10/4	@ EDMONTON	2-3 L**	0-0-1
2	10/5	@ VANCOUVER	3-1 W	1-0-1
3	10/7	@ COLORADO	2-6 L	1-1-1
4	10/10	@ CHICAGO	2-1 W	2-1-1
5	10/13	BOSTON	1-2 L	2-2-1
6	10/15	@ VANCOUVER	4-2 W	3-2-1
7	10/18	DETROIT	2-4 L	3-3-1
8	10/20	NASHVILLE	3-0 W	4-3-1
9	10/22	@ CALGARY	4-1 W	5-3-1
10	10/26	@ DETROIT	1-5 L	5-4-1
11	10/27	@ COLUMBUS	1-2 L	5-5-1
12	10/29	@ DALLAS	4-2 W	6-5-1
13	11/2	LOS ANGELES	2-5 L	6-6-1
14	11/3	@ LOS ANGELES	3-1 W	7-6-1
15	11/7	DALLAS	1-3 L	7-7-1
16	11/9	@ ANAHEIM	2-3 L**	7-7-2
17	11/10	PHOENIX	4-1 W	8-7-2
18	11/12	PHOENIX	5-0 W	9-7-2
19	11/14	@ DALLAS	4-3 W**	10-7-2
20	11/15	@ PHOENIX	6-0 W	11-7-2
21	11/17	ANAHEIM	1-2 L**	11-7-3
22	11/24	LOS ANGELES	1-2 L	11-8-3
23	11/28	LOS ANGELES	2-3 L**	11-8-4
24	11/30	COLORADO	3-2 W	12-8-4
25	12/3	@ COLORADO	3-2 W	13-8-4
26	12/5	@ DALLAS	3-2 W	14-8-4
27	12/7	@ PHOENIX	1-0 W	15-8-4
28	12/8	BUFFALO	1-7 L	15-9-4
29	12/11	MINNESOTA	4-1 W	16-9-4
30	12/13	VANCOUVER	5-2 W	17-9-4
31	12/15	DALLAS	2-4 L	17-10-4
32	12/16	@ ANAHEIM	2-1 W	18-10-4
33	12/18	ANAHEIM	0-2 L	18-11-4
34	12/20	PHOENIX	2-3 L**	18-11-5
35	12/22	ANAHEIM	2-5 L	18-12-5
36	12/26	@ LOS ANGELES	3-2 W	19-12-5
37	12/28	@ ST. LOUIS	1-0 W	20-12-5
38	12/29	@ NASHVILLE	5-2 W	21-12-5
39	12/31	@ MINNESOTA	3-2 W	22-12-5
40	1/3	CALGARY	2-3 L*	22-12-6
41	1/5	COLUMBUS	3-2 W	23-12-6
42	1/10	VANCOUVER	3-1 W	24-12-6
43	1/12	TORONTO	3-2 W	25-12-6
44	1/13	@ ANAHEIM	3-4 L*	25-12-7
45	1/15	@ PHOENIX	3-5 L	25-13-7
46	1/17	DALLAS	2-4 L	25-14-7
47	1/19	DETROIT	3-6 L	25-15-7
48	1/22	CHICAGO	3-2 W	26-15-7
49	1/24	ST. LOUIS	4-1 W	27-15-7
50	1/29	@ EDMONTON	3-0 W	28-15-7
51	1/30	@ CALGARY	4-5 L	28-16-7
52	2/2	CHICAGO	3-2 W**	29-16-7
53	2/6	COLORADO	1-3 L	29-17-7
54	2/8	COLUMBUS	2-1 W	30-17-7
55	2/9	NASHVILLE	4-3 W	31-17-7
56	2/12	CALGARY	3-4 L*	31-17-8
57	2/14	EDMONTON	2-3 L	31-18-8
58	2/17	@ NY RANGERS	1-3 L	31-19-8
59	2/18	@ NY ISLANDERS	2-3 L	31-20-8
60	2/20	@ NEW JERSEY	2-3 L	31-21-8
61	2/21	@ PHILADELPHIA	3-1 W	32-21-8
62	2/24	@ PITTSBURGH	4-1 W**	33-21-8
63	2/27	@ COLUMBUS	4-2 W	34-21-8
64	2/29	@ DETROIT	3-2 W	35-21-8
65	3/1	@ ST. LOUIS	2-0 W	36-21-8
66	3/3	MONTREAL	6-4 W	37-21-8
67	3/5	OTTAWA	3-2 W*	38-21-8
68	3/7	@ CHICAGO	3-2 W	39-21-8
69	3/9	@ MINNESOTA	3-2 W**	40-21-8
70	3/11	@ NASHVILLE	2-1 W	41-21-8
71	3/14	ST. LOUIS	4-1 W	42-21-8
72	3/16	EDMONTON	1-2 L**	42-21-9
73	3/18	@ LOS ANGELES	2-1 W	43-21-9
74	3/19	MINNESOTA	4-3 W**	44-21-9
75	3/21	ANAHEIM	2-1 W	45-21-9
76	3/25	@ PHOENIX	4-5 L*	45-21-10
77	3/27	DALLAS	3-2 W**	46-21-10
78	3/28	@ ANAHEIM	3-1 W	47-21-10
79	3/30	PHOENIX	3-1 W	48-21-10
80	4/1	LOS ANGELES	5-2 W	49-21-10
81	4/3	@ LOS ANGELES	2-4 L	49-22-10
82	4/6	@ DALLAS	2-4 L	49-23-10

* — OVERTIME

** — SHOOTOUT



2006-07 SEASON REVIEW

SEASON HIGHLIGHTS

- San Jose set a franchise record and led the League with 26 road wins. In addition, the Sharks set club marks for wins in a season (51) and points (107).
- Goaltenders **Evgeni Nabokov** (seven) and **Vesa Toskala** (four) combined to tie a San Jose record with 11 shutouts.
- Defensemen **Marc-Edouard Vlasic** and **Matt Carle** were named to the NHL All-Rookie Team. The duo became the second pair of defensive teammates in NHL history to be named to the team in the same year (1991-92 — Detroit's Nicklas Lidstrom and Vladimir Konstantinov).
- C **Patrick Marleau** broke the franchise record for most goals in franchise history (Owen Nolan, 206) with the game-winner vs. Los Angeles on Jan. 11. Marleau also surpassed Nolan's all-time marks for points (451), assists (245) and Mike Rathje's standard for games played (671).
- San Jose set an NHL record by playing in 49 consecutive games without going into overtime (surpassing Toronto's 41 in 1996-97).
- Ron Wilson** became the 13th coach in NHL history to coach in 1,000 games on March 18 at Colorado.

MAJOR TRANSACTIONS

- Acquired D **Craig Rivet** and a fifth round selection in the 2008 NHL Entry Draft from Montreal in exchange for D Josh Gorges and San Jose's first selection in the 2007 NHL Entry Draft on Feb. 25, 2007.
- Acquired RW **Bill Guerin** from St. Louis in exchange for LW Ville Nieminen, RW Jay Barriball and a first round selection in the 2007 NHL Entry Draft on Feb. 27, 2007.

PACIFIC DIVISION

	GP	W	L	OTL	GF	GA	PTS
ANAHEIM (2)	82	48	20	14	258	208	110
SAN JOSE (5)	82	51	26	5	258	199	107
DALLAS (6)	82	50	25	7	226	197	107
LOS ANGELES (14)	82	27	41	14	227	283	68
PHOENIX (15)	82	31	46	5	216	284	67

FINAL STATISTICS

P	NO	PLAYER	GP	G	A	PTS	PIM
C	19	JOE THORNTON	82	22	92	114	44
C	12	PATRICK MARLEAU	77	32	46	78	33
R	14	JONATHAN CHEECHOO	76	37	32	69	69
R	9	MILAN MICHALEK	78	26	40	66	36
R	13	BILL GUERIN	(STL) 61	28	19	47	52
		(S.J.) 16	8	1	9	14	
		(TOTAL) 77	36	20	56	66	
D	18	*MATT CARLE	77	11	31	42	30
L	29	*RYANE CLOWE	58	16	18	34	78
R	25	MIKE GRIER	81	16	17	33	43
D	10	CHRISTIAN EHRHOFF	82	10	23	33	63
R	26	STEVE BERNIER	62	15	16	31	29
C	8	*JOE PAVELSKI	46	14	14	28	18
D	44	*MARC-EDOUARD VLASIC	81	3	23	26	118
D	52	CRAIG RIVET	(MTL) 54	6	10	16	57
		(S.J.) 17	1	7	8	12	
		(TOTAL) 71	7	17	24	69	
D	22	SCOTT HANNAN	79	4	20	24	38
C	34	PATRICK RISSMILLER	79	7	15	22	22
L	7	MARK BELL	71	11	10	21	83
C	37	CURTIS BROWN	78	8	12	20	56
D	4	KYLE MCLAREN	67	5	12	17	61
C	11	MARCEL GOC	78	5	8	13	24
C	16	MARK SMITH	41	3	10	13	42
D	6	**JOSH GORGES	47	1	3	4	26
D	3	DOUGLAS MURRAY	35	0	3	3	0
G	35	VESA TOSKALA	38	0	3	3	0
D	5	ROB DAVISON	22	0	2	2	27
L	15	**VILLE NIEMINEN	30	1	1	2	14
R	29	**SCOTT PARKER	11	0	0	0	22
G	20	EVGENI NABOKOV	50	0	0	0	6
L	49	MATHEU DARCHÉ	2	0	0	0	0
C	39	*TOMAS PILHAL	3	0	0	0	0

* — ROOKIE

** — TRADED DURING THE SEASON (SAN JOSE STATS ONLY)

GOALTENDERS

NO.	GOALTENDER	GP	MINS	AVG	W	L	T	EN	SO	GA	SA	SV %	G	A	PIM
20	EVGENI NABOKOV	50	2778	2.29	25	16	4	4	7	106	1227	.914	0	0	6
35	VESA TOSKALA	38	2142	2.35	26	10	1	3	4	84	915	.908	0	3	0
	TOTALS	82	4947	2.39	51	26	5	7	11	197	2149	.908	0	3	6

GAME-BY-GAME RESULTS

GA	DATE	OPPONENT	RESULT	RECORD
1	10/5	ST. LOUIS	5-4 W*	1-0-0
2	10/7	NY ISLANDERS	2-0 W	2-0-0
3	10/9	@ CALGARY	4-1 W	3-0-0
4	10/12	@ EDMONTON	4-6 L	3-1-0
5	10/13	@ VANCOUVER	6-4 W	4-1-0
6	10/17	DALLAS	2-0 W	5-1-0
7	10/19	DETROIT	5-1 W	6-1-0
8	10/21	MINNESOTA	1-4 L	6-2-0
9	10/23	@ COLUMBUS	3-0 W	7-2-0
10	10/25	@ DETROIT	1-2 L	7-3-0
11	10/26	@ NASHVILLE	3-4 L	7-4-0
12	10/29	@ TAMPA BAY	4-2 W	8-4-0
13	10/31	@ FLORIDA	2-1 W	9-4-0
4	11/2	NY RANGERS	1-3 L	9-5-0
15	11/4	PITTSBURGH	3-2 W	10-5-0
16	11/7	MINNESOTA	3-1 W	11-5-0
17	11/9	@ LOS ANGELES	7-3 W	12-5-0
18	11/11	@ PHOENIX	2-1 W	13-5-0
19	11/13	@ LOS ANGELES	2-4 L	13-6-0
20	11/15	@ COLORADO	4-3 W	14-6-0
21	11/18	PHILADELPHIA	6-1 W	15-6-0
22	11/21	@ ANAHEIM	0-5 L	15-7-0
23	11/22	LOS ANGELES	6-3 W	16-7-0
24	11/25	NEW JERSEY	2-0 W	17-7-0
25	11/28	@ ST. LOUIS	2-0 W	18-7-0
26	11/29	@ MINNESOTA	2-1 W	19-7-0
27	12/2	@ DETROIT	3-2 W	20-7-0
28	12/4	@ DALLAS	0-1 L	20-8-0
29	12/7	COLORADO	2-5 L	20-9-0
30	12/9	NASHVILLE	3-1 W	21-9-0
31	12/11	PHOENIX	4-0 W	22-9-0
32	12/12	@ LOS ANGELES	3-1 W	23-9-0
33	12/14	LOS ANGELES	2-4 L	23-10-0
34	12/16	ANAHEIM	4-3 W	24-10-0
35	12/21	DALLAS	0-3 L	24-11-0
36	12/23	CALGARY	4-1 W	25-11-0
37	12/26	ANAHEIM	3-4 L	25-12-0
38	12/28	PHOENIX	2-3 L	25-13-0
39	12/30	@ PHOENIX	0-8 L	25-14-0
40	12/31	@ DALLAS	4-2 W	26-14-0
41	1/4	DETROIT	9-4 W	27-14-0
42	1/6	COLUMBUS	5-2 W	28-14-0
43	1/10	EDMONTON	2-3 L	28-15-0
44	1/11	@ LOS ANGELES	5-2 W	29-15-0
45	1/13	@ PHOENIX	4-1 W	30-15-0
46	1/15	COLORADO	3-1 W	31-15-0
47	1/18	PHOENIX	5-2 W	32-15-0
48	1/20	ST. LOUIS	0-1 L	32-16-0
49	1/26	@ EDMONTON	5-1 W	33-16-0
50	1/28	@ VANCOUVER	1-3 L	33-17-0
51	1/30	DALLAS	2-3 L**	33-17-1
52	2/1	DALLAS	2-4 L	33-18-1
53	2/3	CHICAGO	4-2 W	34-18-1
54	2/6	ANAHEIM	4-7 L	34-19-1
55	2/7	@ ANAHEIM	3-2 W	35-19-1
56	2/13	@ ST. LOUIS	6-5 W	36-19-1
57	2/14	@ NASHVILLE	0-5 L	36-20-1
58	2/16	@ COLUMBUS	0-3 L	36-21-1
59	2/18	@ DALLAS	2-5 L	36-22-1
60	2/21	@ WASHINGTON	3-2 W**	37-22-1
61	2/22	@ CHICAGO	2-0 W	38-22-1
62	2/24	@ CALGARY	4-7 L	38-23-1
63	2/26	ANAHEIM	2-3 L	38-24-1
64	2/28	NASHVILLE	3-4 L**	38-24-2
65	3/2	@ ANAHEIM	1-3 L	38-25-2
66	3/4	@ DALLAS	4-0 W	39-25-2
67	3/6	@ MINNESOTA	3-0 W	40-25-2
68	3/9	VANCOUVER	1-2 L*	40-25-3
69	3/11	EDMONTON	3-0 W	41-25-3
70	3/13	CHICAGO	7-1 W	42-25-3
71	3/15	@ PHOENIX	5-1 W	43-25-3
72	3/16	COLUMBUS	3-0 W	44-25-3
73	3/18	@ COLORADO	3-4 L*	44-25-4
74	3/21	@ CHICAGO	4-1 W	45-25-4
75	3/22	@ ATLANTA	5-1 W	46-25-4
76	3/24	@ CAROLINA	4-6 L	46-26-4
77	3/27	LOS ANGELES	3-1 W	47-26-4
78	3/30	PHOENIX	4-2 W	48-26-4
79	4/1	LOS ANGELES	6-2 W	49-26-4
80	4/4	@ ANAHEIM	3-2 W**	50-26-4
81	4/5	CALGARY	4-3 W	51-26-4
82	4/7	VANCOUVER	3-4 L*	51-26-5

* — OVERTIME

** — SHOOTOUT

2005-06 SEASON REVIEW

SEASON HIGHLIGHTS

- The Sharks acquired **C Joe Thornton** as part of a four-player deal with Boston on Nov. 30.
- Thornton became the first Sharks player to win the Art Ross Trophy (scoring title) and the Hart Memorial Trophy (Most Valuable Player). Thornton was also voted as the "Sharks Player of the Year" and was a finalist for the Lester B. Pearson Award (MVP as chosen by the players).
- **RW Jonathan Cheechoo** received the Maurice "Rocket" Richard Trophy for leading the League and becoming the first Sharks player to score 50-plus goals in a season (56).
- **C Patrick Marleau** broke the franchise record for most points in a season (Owen Nolan, 84 in 1999-00) when he assisted on Cheechoo's game-winning power play goal on April 10 in Phoenix.
- San Jose set franchise records in goals scored (266), power play goals scored (91), most shots on goal (2,483) and power play percentage (18.2).

MAJOR TRANSACTIONS

- Acquired **C Joe Thornton** from Boston in exchange for D Brad Stuart, C Wayne Primeau and C Marco Sturm on Nov. 30, 2005.
- Acquired **LW Ville Nieminen** from the N.Y. Rangers in exchange for a third round selection (83rd overall) in the 2006 NHL Entry Draft on March 6, 2006.

PACIFIC DIVISION

	GP	W	L	OTL	GF	GA	PTS
DALLAS (2)	82	53	23	6	265	218	112
SAN JOSE (5)	82	44	27	11	266	242	99
ANAHEIM (6)	82	43	27	12	254	229	98
LOS ANGELES (10)	82	42	35	5	249	270	89
PHOENIX (12)	82	38	39	5	246	271	81

FINAL STATISTICS

	NO	PLAYER		GP	G	A	PTS	PIM
C	19	JOE THORNTON	(BOS)	23	9	24	33	6
			(SJ)	58	20	72	92	55
			(TOTAL)	81	29	96	125	61
R	14	JONATHAN CHEECHOO		82	56	37	93	58
C	12	PATRICK MARLEAU		82	34	52	86	26
L	28	NILS EKMAN		77	21	36	57	54
D	42	TOM PREISSING		74	11	32	43	26
R	9	*MILAN MICHALEK		81	17	18	35	45
R	26	*STEVE BERNIER		39	14	13	27	35
C	10	ALYN MCCAULEY		76	12	14	26	30
C	16	MARK SMITH		80	9	15	24	97
L	15	VILLE NIEMINEN	(NYR)	48	5	12	17	53
			(SJ)	22	3	4	7	10
			(TOTAL)	70	8	16	24	63
D	22	SCOTT HANNAN		81	6	18	24	58
D	44	CHRISTIAN EHRHOFF		64	5	18	23	32
D	4	KYLE MCLAREN		77	2	21	23	66
C	37	*GRANT STEVENSON		47	10	12	22	14
C	11	*MARCEL GOC		81	8	14	22	22
L	17	SCOTT THORNTON		71	10	11	21	84
L	19	MARCO STURM		23	6	10	16	16
R	23	**NIKO DIMITRAKOS		45	4	12	16	26
D	7	**BRAD STUART		23	2	10	12	14
L	24	**JOSH LANGFELD		39	2	9	11	16
C	15	**WAYNE PRIMEAU		21	5	3	8	17
D	25	*MATT CARLE		12	3	3	6	14
C	34	PATRICK RISSMILLER		18	3	3	6	8
D	5	ROB DAVISON		69	1	5	6	76
D	6	*JOSH GORGES		49	0	6	6	31
L	29	*RYANE CLOWE		18	0	2	2	9
D	21	JIM FAHEY		21	0	2	2	14
R	27	SCOTT PARKER		10	1	0	1	38
D	41	*DOUG MURRAY		34	0	1	1	27
G	35	VESA TOSKALA		37	0	1	1	4
G	20	EVGENI NABOKOV		45	0	1	1	18
G	31	*NOLAN SCHAEFER		7	0	0	0	2

* — ROOKIE ** — TRADED DURING THE SEASON (SAN JOSE STATS ONLY)

GOALTENDERS

NO	GOALTENDER	GP	MINS	AVG	W	L	T	EN	SO	GA	SA	SV %	G	A	PIM
31	*NOLAN SCHAEFER	7	352	1.88	5	1	0	1	1	11	138	.920	0	0	2
35	VESA TOSKALA	37	2039	2.56	23	7	4	1	2	87	878	.901	0	1	4
20	EVGENI NABOKOV	45	2575	3.10	16	19	7	2	1	133	1160	.885	0	1	18
TOTALS		82	4996	2.82	44	27	11	4	5	235	2180	.892	0	2	24

EVGENI NABOKOV AND NOLAN SCHAEFER shared a shutout vs. Buffalo on Dec. 2, 2005.

GAME-BY-GAME RESULTS

GA	DATE	OPPONENT	RESULT	RECORD
1	10/5	@ NASHVILLE	2-3 L	0-1-0
2	10/7	@ CHICAGO	3-6 L	0-2-0
3	10/8	@ ST. LOUIS	7-6 W	1-2-0
4	10/12	COLUMBUS	4-1 W	2-2-0
5	10/15	CHICAGO	4-3 W	3-2-0
6	10/17	@ DETROIT	2-3 L*	3-2-1
7	10/19	@ MINNESOTA	1-6 L	3-3-1
8	10/21	@ COLUMBUS	1-4 L	3-4-1
9	10/22	@ NASHVILLE	1-2 L	3-5-1
10	10/26	@ DALLAS	5-4 W*	4-5-1
11	10/28	@ LOS ANGELES	5-4 W	5-5-1
12	10/29	CALGARY	3-2 W**	6-5-1
13	11/2	NASHVILLE	3-2 W*	7-5-1
14	11/4	@ ANAHEIM	1-0 W*	8-5-1
15	11/5	MINNESOTA	1-3 L	8-6-1
16	11/8	@ COLORADO	2-5 L	8-7-1
17	11/12	DALLAS	2-3 L**	8-7-2
18	11/16	VANCOUVER	1-3 L	8-8-2
19	11/19	PHOENIX	3-4 L**	8-8-3
20	11/21	@ EDMONTON	1-2 L**	8-8-4
21	11/23	@ CALGARY	2-3 L	8-9-4
22	11/24	@ VANCOUVER	2-3 L	8-10-4
23	11/26	DETROIT	6-7 L	8-11-4
24	11/30	@ DALLAS	1-4 L	8-12-4
25	12/2	@ BUFFALO	5-0 W	9-12-4
26	12/3	@ TORONTO	5-4 W	10-12-4
27	12/6	ATLANTA	5-3 W	11-12-4
28	12/8	FLORIDA	6-2 W	12-12-4
29	12/10	CAROLINA	4-3 W	13-12-4
30	12/16	WASHINGTON	4-1 W	14-12-4
31	12/18	@ ANAHEIM	4-5 L	14-13-4
32	12/20	ANAHEIM	4-2 W	15-13-4
33	12/22	@ PHOENIX	1-2 L	15-14-4
34	12/23	ST. LOUIS	1-2 L**	15-15-4
35	12/26	@ LOS ANGELES	3-4 L	15-15-5
36	12/28	PHOENIX	4-5 L	15-16-5
37	12/30	COLORADO	5-2 W	16-16-5
38	1/5	COLUMBUS	6-3 W	17-16-5
39	1/7	LOS ANGELES	3-2 W	18-16-5
40	1/10	@ BOSTON	6-2 W	19-16-5
41	1/12	@ OTTAWA	2-0 W	20-16-5
42	1/14	@ MONTREAL	2-6 L	20-17-5
43	1/16	TAMPA BAY	3-1 W	21-17-5
44	1/19	EDMONTON	2-3 L**	21-17-6
45	1/21	@ LOS ANGELES	4-3 W*	22-17-6
46	1/24	LOS ANGELES	4-1 W	23-17-6
47	1/26	ANAHEIM	0-2 L	23-18-6
48	1/28	@ PHOENIX	2-6 L	23-19-6
49	1/30	@ DALLAS	2-3 L*	23-19-7
50	2/1	@ ANAHEIM	6-4 W	24-19-7
51	2/2	MINNESOTA	2-3 L**	24-19-8
52	2/4	ANAHEIM	0-2 L	24-20-8
53	2/6	CALGARY	3-4 L	24-21-8
54	2/8	CHICAGO	2-1 W	25-21-8
55	2/10	DALLAS	6-3 W	26-21-8
56	2/12	@ PHOENIX	5-4 W*	27-21-8
57	2/28	DETROIT	5-1 W	28-21-8
58	3/3	@ EDMONTON	2-3 L	28-22-8
59	3/4	@ CALGARY	0-2 L	28-23-8
60	3/7	@ ANAHEIM	4-5 L*	28-23-9
61	3/9	EDMONTON	5-2 W	29-23-9
62	3/11	NASHVILLE	3-2 W*	30-23-9
63	3/13	LOS ANGELES	4-3 W	31-23-9
64	3/16	ST. LOUIS	5-2 W	32-23-9
65	3/18	DALLAS	3-4 L**	32-23-10
66	3/19	COLORADO	6-5 W	33-23-10
67	3/21	@ ST. LOUIS	6-0 W	34-23-10
68	3/23	@ DETROIT	0-4 L	34-24-10
69	3/25	@ MINNESOTA	5-1 W	35-24-10
70	3/26	@ CHICAGO	5-4 W*	36-24-10
71	3/28	@ COLUMBUS	1-4 L	36-25-10
72	3/30	PHOENIX	2-5 L	36-26-10
73	4/1	PHOENIX	3-4 L*	36-26-11
74	4/3	@ DALLAS	3-2 W*	37-26-11
75	4/5	@ COLORADO	2-1 W	38-26-11
76	4/6	@ LOS ANGELES	5-0 W	39-26-11
77	4/9	DALLAS	4-1 W	40-26-11
78	4/10	@ PHOENIX	3-2 W	41-26-11
79	4/12	@ VANCOUVER	5-4 W*	42-26-11
80	4/13	VANCOUVER	5-3 W	43-26-11
81	4/15	ANAHEIM	6-3 W	44-26-11
82	4/17	LOS ANGELES	0-4 L	44-27-11

* — OVERTIME

** — SHOOTOUT



2003-04 SEASON REVIEW

SEASON HIGHLIGHTS

- For the first time in franchise history, the San Jose Sharks advanced to the Western Conference Finals.
- The Sharks captured their second Pacific Division title by recording a franchise-best 104 points in the regular season.
- The Sharks set records in road points (47), shutouts (11) and most wins in a calendar month (10 — March).
- San Jose set a record by playing 11 consecutive home games without a loss from Nov. 15-Dec. 29 (7-0-4-0) and by recording eight consecutive home wins from Jan. 28-March 3.
- RW **Jonathan Cheechoo** set a franchise record with nine game-winning goals on the season.
- LW **Nils Ekman** set a franchise record by compiling a plus-30/minus rating for the season
- G **Evgeni Nabokov** set a franchise record with nine shutouts.
- D **Brad Stuart** scored two goals in the last 17 seconds of regulation on April 4, 2003 vs. Los Angeles.

MAJOR TRANSACTIONS

- Acquired C **Curtis Brown** from Buffalo in a three-team trade. Traded C Brad Boyes to Boston in exchange for D Jeff Jillson. Jillson was immediately sent to Buffalo along with the Sharks ninth-round selection (ninth round eliminated after 2004 NHL Entry Draft) in the 2005 NHL Entry Draft in exchange for Brown and D **Andy Delmore**. Delmore was then traded by San Jose to Boston for future considerations (all on March 9, 2004).
- Acquired D **Jason Marshall** from Minnesota in exchange for a fifth round selection (161st overall) in the 2004 NHL Entry Draft on March 3, 2004.
- Acquired a fifth round selection (152nd overall, traded to Florida on June 27, 2004) and future considerations from Calgary in exchange for LW Lynn Loyns on Jan. 9, 2004.
- Acquired a second round selection (35th overall, D Marc-Edouard Vasic) in the 2005 NHL Entry Draft from Calgary in exchange for G Miikka Kiprusoff on Nov. 16, 2003.

PACIFIC DIVISION

	GP	W	L	T	OTL	GF	GA	PTS
SAN JOSE (2)	82	43	21	12	6	219	183	104
DALLAS (5)	81	41	26	13	2	194	175	97
LOS ANGELES (11)	82	28	29	16	9	205	217	81
ANAHEIM (12)	82	29	35	10	8	184	213	76
PHOENIX (13)	82	22	36	18	6	188	245	68

FINAL STATISTICS

P	NO	PLAYER	GP	G	A	PTS	PIM
C	12	PATRICK MARLEAU	80	28	29	57	24
L	28	NILS EKMAN	82	22	33	55	34
R	14	JONATHAN CHEECHOO	81	28	19	47	33
C	10	ALYN MCCAULEY	82	20	27	47	28
L	19	MARCO STURM	64	21	20	41	36
C	25	VINCENT DAMPHOUSSE	82	12	29	41	66
D	7	BRAD STUART	77	9	30	39	34
L	94	ALEXANDER KOROLYUK	63	19	18	37	18
C	15	WAYNE PRIMEAU	72	9	20	29	90
L	17	SCOTT THORNTON	80	13	14	27	84
C	18	MIKE RICOI	71	7	19	26	40
C	37	CURTIS BROWN	12	2	2	4	6
R	23	*NIKO DIMITRAKOS	68	9	15	24	49
D	4	KYLE MCCLAREN	64	2	22	24	60
D	22	SCOTT HANNAN	82	6	15	21	48
D	42	*TOM PREISSING	69	2	17	19	12
D	2	MIKE RATHJE	80	2	17	19	46
D	44	*CHRISTIAN EHROFF	41	1	11	12	14
R	13	TODD HARVEY	47	4	5	9	38
D	6	JASON MARSHALL	12	0	2	2	8
C	16	MARC SMITH	36	1	3	4	72
R	27	SCOTT PARKER	50	1	3	4	101
D	5	*ROB DAVISON	55	0	3	3	92
D	21	JIM FAHEY	15	0	2	2	18
R	9	*MILAN MICHALEK	2	1	0	1	4
G	35	VESA TOSKALA	28	0	1	1	2
C	24	*BRAD BOYES	1	0	0	0	2
R	32	*MIROSLAV ZALESAK	2	0	0	0	0
C	34	*PATRICK RISSMILLER	4	0	0	0	0
G	20	EVGENI NABOKOV	59	0	0	0	14

* — ROOKIE

GOALTENDERS

NO	GOALTENDER	GP	MIN	AVG	W	L	T	EN	SO	GA	SA	SV %	G	A	PIM
35	VESA TOSKALA	28	1541	2.06	12	8	4	3	1	53	760	.930	0	1	2
20	EVGENI NABOKOV	59	3456	2.20	31	19	8	0	9	127	1610	.921	0	0	14
	TOTALS	82	5016	2.19	43	27	12	3	11	183	2373	.923	0	1	16

GAME-BY-GAME RESULTS

GA	DATE	OPPONENT	RESULT	RECORD
1	10/09	@EDMONTON	2-5 L	0-1-0-0
2	10/11	@CALGARY	2-3 L	0-2-0-0
3	10/12	@MINNESOTA	3-2 W	1-2-0-0
4	10/16	PHILADELPHIA	0-0 T	1-2-1-0
5	10/18	OTTAWA	1-4 L	1-3-1-0
6	10/21	ANAHEIM	0-2 L	1-4-1-0
7	10/23	CHICAGO	3-3 T	1-4-2-0
8	10/25	PHOENIX	4-4 T	1-4-3-0
9	10/28	@CAROLINA	0-3 L	1-5-3-0
10	10/31	@TAMPA BAY	2-2 T	1-5-4-0
11	11/01	@FLORIDA	6-2 W	2-5-4-0
12	11/02	@ATLANTA	2-2 T	2-5-5-0
13	11/05	@NEW JERSEY	2-3 O*	2-5-5-1
14	11/06	@BOSTON	5-5 T	2-5-6-1
15	11/08	@WASHINGTON	3-2 W	3-5-6-1
16	11/11	COLORADO	3-4 L	3-6-6-1
17	11/13	ST. LOUIS	3-4 O*	3-6-6-2
18	11/15	TORONTO	2-2 T	3-6-7-2
19	11/18	N.Y. RANGERS	2-2 T	3-6-8-2
20	11/21	@PHOENIX	5-0 W	4-6-8-2
21	11/22	NASHVILLE	3-1 W	5-6-8-2
22	11/26	CHICAGO	3-2 W	6-6-8-2
23	11/28	@MINNESOTA	2-1 W	7-6-8-2
24	11/30	@EDMONTON	2-1 W	8-6-8-2
25	12/02	@CALGARY	1-3 L	8-7-8-2
26	12/04	COLORADO	2-2 T	8-7-9-2
27	12/06	DALLAS	2-1 W	9-7-9-2
28	12/10	@ANAHEIM	2-3 L	9-8-9-2
29	12/11	EDMONTON	2-2 T	9-8-10-2
30	12/13	ANAHEIM	2-0 W	10-8-10-2
31	12/17	@DETROIT	2-3 O*	10-8-10-3
32	12/18	@ST. LOUIS	2-4 L	10-9-10-3
33	12/21	@ANAHEIM	2-1 W	11-9-10-3
34	12/22	ANAHEIM	2-1 W	12-9-10-3
35	12/26	LOS ANGELES	5-0 W	13-9-10-3
36	12/27	@LOS ANGELES	4-4 T	13-9-11-3
37	12/29	NASHVILLE	5-2 W	14-9-11-3
38	12/31	@COLUMBUS	1-0 W	15-9-11-3
39	1/2	@CHICAGO	1-2 L	15-10-11-3
40	1/3	@ST. LOUIS	3-1 W	16-10-11-3
41	1/5	@VANCOUVER	2-1 W	17-10-11-3
42	1/8	COLUMBUS	2-3 O*	17-10-11-4
43	1/10	ATLANTA	5-2 W	18-10-11-4
44	1/13	DALLAS	0-3 L	18-11-11-4
45	1/15	VANCOUVER	3-1 W	19-11-11-4
46	1/17	@COLORADO	2-1 W	20-11-11-4
47	1/19	DETROIT	2-1 W	21-11-11-4
48	1/21	@PHOENIX	4-2 W	22-11-11-4
49	1/22	PHOENIX	1-2 L	22-12-11-4
50	1/24	MINNESOTA	4-0 W	23-12-11-4
51	1/28	CALGARY	4-1 W	24-12-11-4
52	1/30	@DALLAS	1-3 L	24-13-11-4
53	1/31	@NASHVILLE	2-3 O*	24-13-11-5
54	2/3	FLORIDA	3-0 W	25-13-11-5
55	2/5	PHOENIX	5-0 W	26-13-11-5
56	2/10	@BUFFALO	1-2 L	26-14-11-5
57	2/11	@DETROIT	2-4 L	26-15-11-5
58	2/14	@COLUMBUS	2-1 W*	27-15-11-5
59	2/16	@PHILADELPHIA	5-2 W	28-15-11-5
60	2/18	@NASHVILLE	1-7 L	28-16-11-5
61	2/19	@CHICAGO	6-3 W	29-16-11-5
62	2/23	COLUMBUS	4-2 W	30-16-11-5
63	2/26	@VANCOUVER	2-3 O*	30-16-11-6
64	2/27	PITTSBURGH	4-2 W	31-16-11-6
65	2/29	ST. LOUIS	1-0 W	32-16-11-6
66	3/3	MONTREAL	4-3 W	33-16-11-6
67	3/5	@COLORADO	1-5 L	33-17-11-6
68	3/7	@DALLAS	0-4 L	33-18-11-6
69	3/9	MINNESOTA	3-4 L	33-19-11-6
70	3/11	N.Y. ISLANDERS	5-4 W	34-19-11-6
71	3/13	LOS ANGELES	3-1 W	35-19-11-6
72	3/16	@DALLAS	3-3 T	35-19-12-6
73	3/18	@LOS ANGELES	5-3 W	36-19-12-6
74	3/19	@ANAHEIM	4-2 W	37-19-12-6
75	3/21	EDMONTON	2-5 L	37-20-12-6
76	3/23	DETROIT	5-2 W	38-20-12-6
77	3/25	CALGARY	3-2 W	39-20-12-6
78	3/26	@PHOENIX	3-0 W	40-20-12-6
79	3/28	DALLAS	2-1 W*	41-20-12-6
80	3/31	@LOS ANGELES	3-0 W	42-20-12-6
81	4/2	VANCOUVER	1-4 L	42-21-12-6
82	4/4	LOS ANGELES	4-3 W*	43-21-12-6

* — OVERTIME

2002-03 SEASON REVIEW

SEASON HIGHLIGHTS

- Six players scored their first NHL goal — RW Jonathan Cheechoo, D Jim Fahey, LW Lynn Loyns, RW Niko Dimitrakos, D Rob Davison and RW Miroslav Zalesak.
- **Jim Fahey** led all NHL rookie defensemen in points (1-19=20), despite playing in only 43 NHL games.
- **C Vincent Damphousse** became the 71st player to score 400 NHL goals with his tally on Oct. 17 at Edmonton.
- **C Patrick Marleau** played in his 400th NHL game on Oct. 19 vs. Colorado, the youngest current player (23 years, 34 days) to accomplish the feat and the youngest overall since Bob Carpenter in April 1986 (22 years, 266 days)
- **RW Teemu Selanne** was voted to the starting lineup for the Western Conference at the NHL All-Star Game.
- **G Evgeni Nabokov** became the franchise leader in games played, minutes played and decisions.

MAJOR TRANSACTIONS

- **Doug Wilson** named executive vice president and general manager, May 13, 2003.
- Executive Vice President and General Manager Dean Lombardi relieved of his duties, March 18, 2003.
- Acquired a second round selection in the 2003 NHL Entry Draft from Boston in exchange for D Dan McGillis. Acquired **C Wayne Primeau** from Pittsburgh in exchange for RW Matt Bradley, March 11, 2003.
- Acquired Colorado's third and fifth round selections in the 2003 NHL Entry Draft in exchange for D Bryan Marchment, March 8, 2003.
- Acquired **C Allyn McCauley**, **C Brad Boyes** and a first round draft selection in the 2003 NHL Entry Draft from Toronto in exchange for RW Owen Nolan, March 5, 2003.
- Acquired **D Kyle McLaren** and a fourth selection round in the 2004 NHL Entry Draft from Boston in exchange for G Jeff Hackett and D Jeff Jillion. (Hackett previously acquired from Montreal in exchange for RW Niklas Sundstrom and a third round selection in the 2004 NHL Entry Draft), Jan. 23, 2003.
- Acquired **D Dan McGillis** from Philadelphia in exchange for D Marcus Ragnarsson, Dec. 6, 2002.
- Named **Ron Wilson** head coach and **Tim Hunter** and **Rob Zetter** assistant coaches, Dec. 4, 2002.
- Head Coach Darryl Sutter and Assistant Coaches Rich Preston and Lorne Molleken relieved of their duties, Dec. 1, 2002.

PACIFIC DIVISION

	GP	W	L	T	OTL	GF	GA	PTS
DALLAS (1)	82	46	17	15	4	245	169	111
ANAHEIM (7)	82	40	27	9	6	203	193	95
LOS ANGELES (10)	82	33	37	6	6	203	221	78
PHOENIX (11)	82	31	35	11	5	204	230	78
SAN JOSE (14)	82	28	37	9	8	214	239	73

FINAL STATISTICS

P	NO	PLAYER	GP	G	A	PTS	PIM
R	8	TEEMU SELANNE	82	28	36	64	30
C	25	VINCENT DAMPHOUSSE	82	23	38	61	66
C	12	PATRICK MARLEAU	82	28	29	57	33
L	19	MARCO STURM	82	28	20	48	16
R	11	&OWEN NOLAN	61	22	20	42	91
C	18	MIKE RICCI	75	11	23	34	53
D	2	MIKE RATHJE	82	7	22	29	48
C	10	ALYN MCCAULEY (TOR)	16	6	9	15	16
		(SJ)	16	3	7	10	4
		(TOTAL)	80	9	16	25	20
D	22	SCOTT HANNAN	81	3	19	22	61
L	17	SCOTT THORNTON	41	9	12	21	41
D	21	*JIM FAHEY	43	1	19	20	33
R	13	TODD HARVEY	76	3	16	19	74
L	9	ADAM GRAVES	82	9	9	18	32
C	15	WAYNE PRIMEAU (PIT)	70	5	11	16	55
		(SJ)	7	1	1	2	0
		(TOTAL)	77	6	12	18	55
R	14	*JONATHAN CHEECHOO	66	9	7	16	39
D	3	&DAN MCGILLIS	37	3	13	16	30
C	16	MARK SMITH	75	4	11	15	64
D	7	BRAD STUART	36	4	10	14	46
R	23	*NIKO DIMITRAKOS	21	6	7	13	3
R	24	&NIKLAS SUNDSTROM	47	2	10	12	22
D	27	&BRYAN MARCHMENT	67	2	9	11	108
D	4	KYLE MCLAREN	33	0	8	8	30
D	10	&MARCUS RAGNARSSON	25	1	7	8	30
D	5	&JEFF JILLSON	26	0	6	6	9
R	28	&MATT BRADLEY	46	2	3	5	37
L	26	*LYNN LOYNS	19	3	0	3	19
R	46	*MIROSLAV ZALESAK	10	1	2	3	0
D	38	*ROB DAVISON	15	1	2	3	22
C	41	*RYAN KRAFT	7	0	1	1	0
D	23	&SHAWN HEINS	20	0	1	1	9
L	49	*CHAD WISEMAN	4	0	0	0	4
D	4	JOHN JAKOPIN	12	0	0	0	11
D	53	*JESSE FIBIGER	16	0	0	0	2
G	20	EVGENI NABOKOV	55	0	0	0	10
G	29	*VESA TOSKALA	11	0	0	0	0
G	37	*MIIKKA KIPRUSOFF	22	0	0	0	0

GOALTENDERS

NO	GOALTENDER	GP	MINS	AVG	W	L	T	EN	SO	GA	SA	SV %	G	A	PIM
29	*VESA TOSKALA	11	537	2.35	4	3	1	1	1	21	287	.927	0	0	0
20	EVGENI NABOKOV	55	3227	2.71	19	28	8	5	3	146	1561	.906	0	0	10
37	*MIIKKA KIPRUSOFF	22	1199	3.25	5	14	0	1	1	65	537	.879	0	0	0
TOTALS		82	4996	2.87	28**	45	9	7	5	239	2392	.900	0	0	10

KEY: * — rookie & — traded ** — includes OTL

GAME-BY-GAME RESULTS

GA	DATE	OPPONENT	RESULT	RECORD
1	10/10	DETROIT	3-6 L	0-1-0-0
2	10/12	VANCOUVER	3-5 L	0-2-0-0
3	10/17	EDMONTON	4-3 W	1-2-0-0
4	10/19	COLORADO	1-3 L	1-3-0-0
5	10/21	VANCOUVER	2-5 L	1-4-0-0
6	10/24	@ NASHVILLE	2-1 W	2-4-0-0
7	10/25	@ COLUMBUS	5-4 W	3-4-0-0
8	10/27	@ CHICAGO	2-3 L	3-5-0-0
9	10/29	@ DETROIT	2-3 L	3-6-0-0
10	10/31	@ MINNESOTA	1-2 O*	3-6-0-1
11	11/3	@ ANAHEIM	4-3 W	4-6-0-1
12	11/5	LOS ANGELES	5-2 W	5-6-0-1
13	11/7	NASHVILLE	2-2 T	5-6-1-1
14	11/9	MINNESOTA	2-4 L	5-7-1-1
15	11/11	N.Y. RANGERS	4-5 L	5-8-1-1
16	11/13	@ ATLANTA	2-3 O*	5-8-1-2
17	11/15	@ TAMPA BAY	2-4 L	5-9-1-2
18	11/16	@ FLORIDA	7-3 W	6-9-1-2
19	11/19	@ WASHINGTON	3-2 W	7-9-1-2
20	11/21	@ PHILADELPHIA	2-2 T	7-9-2-2
21	11/23	@ PITTSBURGH	1-4 L	7-10-2-2
22	11/25	@ ST. LOUIS	4-1 W	8-10-2-2
23	11/27	@ NASHVILLE	2-4 L	8-11-2-2
24	11/30	PHOENIX	2-3 L	8-12-2-2
25	12/3	@ PHOENIX	3-2 W*	9-12-2-2
26	12/6	COLUMBUS	3-2 W	10-12-2-2
27	12/7	NASHVILLE	2-4 L	10-13-2-2
28	12/12	PITTSBURGH	5-2 W	11-13-2-2
29	12/14	WASHINGTON	2-0 W	12-13-2-2
30	12/16	@ N.Y. RANGERS	1-2 O*	12-13-2-3
31	12/17	@ MONTREAL	3-1 W	13-13-2-3
32	12/19	@ OTTAWA	3-9 L	13-14-2-3
33	12/21	@ TORONTO	3-3 T	13-14-3-3
34	12/23	@ BOSTON	2-5 L	13-15-3-3
35	12/26	ANAHEIM	4-1 W	14-15-3-3
36	12/28	CHICAGO	3-3 T	14-15-4-3
37	12/30	PHILADELPHIA	2-1 W	15-15-4-3
38	1/2	DALLAS	1-3 L	15-16-4-3
39	1/4	COLORADO	1-6 L	15-17-4-3
40	1/6	EDMONTON	5-5 T	15-17-5-3
41	1/9	ST. LOUIS	1-4 L	15-18-5-3
42	1/11	VANCOUVER	3-0 W	16-18-5-3
43	1/13	@ LOS ANGELES	2-3 O*	16-18-5-4
44	1/16	BUFFALO	2-2 T	16-18-6-4
45	1/18	DALLAS	1-3 L	16-19-6-4
46	1/20	@ PHOENIX	1-3 L	16-20-6-4
47	1/22	NEW JERSEY	4-5 O*	16-20-6-5
48	1/25	MINNESOTA	4-1 W	17-20-6-5
49	1/27	@ LOS ANGELES	3-0 W	18-20-6-5
50	1/28	LOS ANGELES	3-1 W	19-20-6-5
51	1/30	ANAHEIM	3-4 L	19-21-6-5
52	2/5	CAROLINA	6-2 W	20-21-6-5
53	2/7	@ MINNESOTA	3-4 L	20-22-6-5
54	2/8	@ ST. LOUIS	1-4 L	20-23-6-5
55	2/10	@ DETROIT	4-5 L	20-24-6-5
56	2/12	@ COLUMBUS	0-1 L	20-25-6-5
57	2/14	@ CHICAGO	4-2 W	21-25-6-5
58	2/16	@ DALLAS	1-3 L	21-26-6-5
59	2/17	@ LOS ANGELES	2-3 L	21-27-6-5
60	2/19	N.Y. ISLANDERS	0-3 L	21-28-6-5
61	2/21	COLUMBUS	6-0 W	22-28-6-5
62	2/24	CALGARY	5-2 W	23-28-6-5
63	2/27	@ VANCOUVER	3-2 W	24-28-6-5
64	3/1	@ CALGARY	3-4 L	24-29-6-5
65	3/4	@ EDMONTON	1-2 L	24-30-6-5
66	3/6	MONTREAL	4-3 W*	25-30-6-5
67	3/8	@ PHOENIX	4-6 L	25-31-6-5
68	3/9	@ DALLAS	0-3 L	25-32-6-5
69	3/11	ST. LOUIS	2-4 L	25-33-6-5
70	3/13	@ ANAHEIM	2-3 O*	25-33-6-6
71	3/15	CALGARY	3-2 W	26-33-6-6
72	3/17	CHICAGO	2-3 O*	26-33-6-7
73	3/20	@ COLORADO	0-2 L	26-34-6-7
74	3/21	BOSTON	3-2 W	27-34-6-7
75	3/22	ANAHEIM	2-3 O*	27-34-6-8
76	3/24	TAMPA BAY	1-4 L	27-35-6-8
77	3/27	DETROIT	3-0 W	28-35-6-8
78	3/29	DALLAS	1-4 L	28-36-6-8
79	3/31	@ COLORADO	1-3 L	28-37-6-8
80	4/2	@ CALGARY	2-2 T	28-37-7-8
81	4/3	@ EDMONTON	3-3 T	28-37-8-8
82	4/6	PHOENIX	3-3 T	28-37-9-8

* — OVERTIME



2011-02 SEASON REVIEW

SEASON HIGHLIGHTS

- San Jose becomes just the second team in NHL history (N.Y. Islanders) to post six consecutive seasons of point improvement.
- The Sharks make the Stanley Cup Playoffs for a franchise-record sixth consecutive season.
- The Sharks win their first Pacific Division title, posting franchise records in wins (44) and points (99).
- The Sharks narrowly miss advancing to the Western Conference Finals, losing consecutive one-goal matches in Games Six and Seven to the Colorado Avalanche in the Western Conference Semifinals. The Sharks defeated the Phoenix Coyotes in the Western Conference Quarterfinals, 4-1.
- RW **Owen Nolan** becomes the Sharks all-time points leader with his 351st point as a Shark.
- The Sharks set a franchise record with a 10-game unbeaten streak (9-0-1-0) from Nov. 27-Dec. 19.
- The Sharks set a franchise record with a six-game road win streak (Dec. 6-19)
- G **Evgeni Nabokov** sets franchise records in all-time wins (58), single-season wins (37), all-time shutouts (11) single-season shutouts (seven) and became the seventh NHL goaltender (first European-born NHL goaltender) to score a goal.
- The Sharks tie a franchise record by scoring 10 goals on March 30 vs. Columbus — the most ever at home.

MAJOR TRANSACTIONS

- Acquired LW **Adam Graves**, D **Rich Pilon** and future considerations from the N.Y. Rangers in exchange for RW Mikael Samuelsson, D Christian Gosselin and a seventh round selection in the 2002 NHL Entry Draft, June 24, 2001.

PACIFIC DIVISION

	GP	W	L	T	OTL	GF	GA	PTS
SAN JOSE (3)	82	44	27	8	3	248	199	99
PHOENIX (6)	82	40	27	9	6	228	210	95
LOS ANGELES (7)	82	40	27	11	4	214	190	95
DALLAS (10)	82	36	28	13	5	215	213	90
ANAHEIM (13)	82	29	42	8	3	175	198	69

FINAL STATISTICS

P	NO	PLAYER	GP	G	A	PTS	PIM
R	11	OWEN NOLAN	75	23	43	66	93
C	25	VINCENT DAMPHOUSSE	82	20	38	58	60
R	8	TEEMU SELANNE	82	29	25	54	40
C	18	MIKE RICCI	79	19	34	53	44
C	12	PATRICK MARLEAU	79	21	23	44	40
L	17	SCOTT THORNTON	77	26	16	42	116
L	19	MARCO STURM	77	21	20	41	32
R	24	NIKLAS SUNDSTROM	73	9	30	39	50
D	20	GARY SUTER	82	6	27	33	57
L	9	ADAM GRAVES	81	17	14	31	51
D	7	BRAD STUART	82	6	23	29	39
R	28	*MATT BRADLEY	54	9	13	22	43
R	13	TODD HARVEY	69	9	13	22	73
D	27	BRYAN MARCHMENT	72	2	20	22	178
D	10	MARCUS RAGNARSSON	70	5	15	20	44
D	5	*JEFF JILLSON	48	5	13	18	29
D	2	MIKE RATHJE	52	5	12	17	48
D	22	SCOTT HANNAN	75	2	12	14	57
L	32	STEPHANE MATTEAU	55	7	4	11	15
R	15	ALEXANDER KOROLYUK	32	3	7	10	14
C	16	MARK SMITH	49	3	3	6	72
G	35	EVGENI NABOKOV	67	1	3	4	14
D	23	SHAWN HEINS	17	0	2	2	24
D	3	STEVE BANCROFT	5	0	1	1	2
G	29	*VESA TOSKALA	1	0	0	0	0
R	26	MIKE CRAIG	2	0	0	0	2
R	50	*HANNES HYVONEN	6	0	0	0	0
G	37	*MIIKKA KIPRUSOFF	20	0	0	0	4

* — ROOKIE

GOALTENDERS

NO	GOALTENDER	GP	MIN	AVG	W	L	T	EN	SO	GA	SA	SV %	G	A	PIM
35	*VESA TOSKALA	1	10	0.00	0	0	0	0	0	2	1.000	0	0	0	0
20	EVGENI NABOKOV	67	3901	2.29	37	24	5	7	149	1818	.918	1	3	14	
37	*MIIKKA KIPRUSOFF	20	1037	2.49	7	6	3	2	2	43	508	.915	0	0	4
	TOTALS	82	4973	2.40	44*	30	8	7	9	199	2335	.915	1	3	18

** — INCLUDES OTL

GAME-BY-GAME RESULTS

GA	DATE	OPPONENT	RESULT	RECORD
1	10/4	DETROIT	3-4 L*	0-0-0-1
2	10/6	MINNESOTA	0-0 T	0-0-1-1
3	10/11	TAMPA BAY	4-3 W	1-0-1-1
4	10/13	BOSTON	3-2 W	2-0-1-1
5	10/16	@ MINNESOTA	3-3 T	2-0-2-1
6	10/18	@ NEW JERSEY	1-6 L	2-1-2-1
7	10/20	@ N.Y. ISLANDERS	2-2 T	2-1-3-1
8	10/22	@ N.Y. RANGERS	5-1 W	3-1-3-1
9	10/23	@ BUFFALO	1-4 L	3-2-3-1
10	10/25	@ CHICAGO	2-4 L	3-3-3-1
11	10/27	COLUMBUS	2-0 W	4-3-3-1
12	10/31	@ ANAHEIM	4-2 W	5-3-3-1
13	11/1	ATLANTA	5-2 W	6-3-3-1
14	11/3	VANCOUVER	5-1 W	7-3-3-1
15	11/6	@ ST. LOUIS	4-1 W	8-3-3-1
16	11/7	@ DALLAS	2-2 T	8-3-4-1
17	11/9	@ CAROLINA	2-3 L	8-4-4-1
18	11/11	@ CHICAGO	2-3 L*	8-4-4-2
19	11/14	@ ANAHEIM	4-2 W	9-4-4-2
20	11/15	@ PHOENIX	3-5 L	9-5-4-2
21	11/17	DALLAS	2-3 L*	9-5-4-3
22	11/21	MINNESOTA	0-2 L	9-6-4-3
23	11/24	@ LOS ANGELES	1-3 L	9-7-4-3
24	11/27	NASHVILLE	3-2 W	10-7-4-3
25	11/29	PITTSBURGH	5-0 W	11-7-4-3
26	11/30	@ ANAHEIM	5-2 W	12-7-4-3
27	12/4	CALGARY	2-2 T	12-7-5-3
28	12/6	@ CALGARY	3-1 W	13-7-5-3
29	12/8	@ VANCOUVER	5-3 W	14-7-5-3
30	12/11	EDMONTON	5-4 W*	15-7-5-3
31	12/14	@ COLORADO	3-0 W	16-7-5-3
32	12/17	@ DALLAS	4-1 W	17-7-5-3
33	12/19	@ ATLANTA	4-2 W	18-7-5-3
34	12/21	@ DETROIT	0-3 L	18-8-5-3
35	12/23	@ NASHVILLE	1-1 T	18-8-6-3
36	12/26	ANAHEIM	1-2 L	18-9-6-3
37	12/28	N.Y. RANGERS	3-5 L	18-10-6-3
38	12/30	PHOENIX	2-4 L	18-11-6-3
39	1/2	PHILADELPHIA	5-2 W	19-11-6-3
40	1/4	PHOENIX	5-3 W	20-11-6-3
41	1/5	FLORIDA	6-0 W	21-11-6-3
42	1/8	ST. LOUIS	2-6 L	21-12-6-3
43	1/9	@ PHOENIX	6-5 W	22-12-6-3
44	1/12	LOS ANGELES	2-3 L	22-13-6-3
45	1/15	@ COLORADO	1-0 W*	23-13-6-3
46	1/17	N.Y. ISLANDERS	3-2 W	24-13-6-3
47	1/19	COLORADO	1-3 L	24-14-6-3
48	1/21	EDMONTON	4-3 W	25-14-6-3
49	1/23	@ DETROIT	2-2 T	25-14-7-3
50	1/24	@ COLUMBUS	2-6 L	25-15-7-3
51	1/27	@ MONTREAL	1-3 L	25-16-7-3
52	1/29	@ TORONTO	3-4 L	25-17-7-3
53	1/30	@ PITTSBURGH	6-3 W	26-17-7-3
54	2/6	CALGARY	2-0 W	27-17-7-3
55	2/8	CHICAGO	4-2 W	28-17-7-3
56	2/10	CAROLINA	4-0 W	29-17-7-3
57	2/12	@ EDMONTON	3-2 W	30-17-7-3
58	2/26	@ NASHVILLE	5-1 W	31-17-7-3
59	2/28	@ WASHINGTON	5-2 W	32-17-7-3
60	3/1	@ TAMPA BAY	2-4 L	32-18-7-3
61	3/3	@ DALLAS	1-4 L	32-19-7-3
62	3/5	NASHVILLE	0-2 L	32-20-7-3
63	3/7	OTTAWA	5-2 W	33-20-7-3
64	3/9	VANCOUVER	2-0 W	34-20-7-3
65	3/10	@ VANCOUVER	7-4 W	35-20-7-3
66	3/13	ST. LOUIS	0-2 L	35-21-7-3
67	3/15	WASHINGTON	5-4 W	36-21-7-3
68	3/16	CHICAGO	2-2 T	36-21-8-3
69	3/18	LOS ANGELES	2-3 L	36-22-8-3
70	3/20	@ EDMONTON	1-2 L	36-23-8-3
71	3/21	@ CALGARY	4-1 W	37-23-8-3
72	3/23	@ LOS ANGELES	0-3 L	37-24-8-3
73	3/26	DALLAS	3-2 W	38-24-8-3
74	3/28	COLORADO	2-3 L	38-25-8-3
75	3/30	COLUMBUS	10-2 W	39-25-8-3
76	4/2	ANAHEIM	3-1 W	40-25-8-3
77	4/4	PHOENIX	5-2 W	41-25-8-3
78	4/6	DETROIT	6-3 W	42-25-8-3
79	4/8	@ MINNESOTA	1-3 L	42-26-8-3
80	4/10	@ COLUMBUS	5-3 W	43-26-8-3
81	4/11	@ ST. LOUIS	1-4 L	43-27-8-3
82	4/13	LOS ANGELES	3-1 W	44-27-8-3

* — OVERTIME

2000-01 SEASON REVIEW

SEASON HIGHLIGHTS

- The Sharks advanced to the Stanley Cup Playoffs for a franchise-record fourth consecutive season and became just the fifth franchise in NHL history to improve its point total for the fifth consecutive season, setting franchise records for wins (40) and points (95).
- The Sharks finished with the sixth-best road record in the NHL (fourth-best in the Western Conference) and set a franchise record with a 10-game unbeaten streak on the road.
- **G Evgeni Nabokov** received the Calder Memorial Trophy as the NHL's Rookie of the Year. "Nabby" set new franchise records for wins (32), goals-against average (2.19) and shutouts (six) en route to being named the "Sharks Player of the Year" and the PlayStation "Sharks Rookie of the Year." He was named to the NHL's 2001 World All-Star Team, NHL Rookie of the Month for November and December and "Sharks Player of the Month" for October and December. He's also the first NHL goaltender to reach 20 victories on the season.
- **C Vincent Damphousse** became the 58th NHL player to score 1,000 points when he assists on LW **Marco Sturm's** goal on Oct. 14 vs. Boston.
- **D Gary Suter** became the 153rd NHL player to appear in 1,000 games on Oct. 25 at Columbus. He also scored San Jose's first goal in a 3-1 win.

MAJOR TRANSACTIONS

- Acquired **D Jeff Norton** from the Pittsburgh Penguins in exchange for D Bobby Dollas and G Johan Hedberg, March 12, 2001.
- Acquired LW **Bill Lindsay** from the Calgary Flames in exchange for an eighth round pick (233rd overall, previously acquired from Minnesota) in the 2001 NHL Entry Draft, March 6, 2001.
- Acquired RW **Teemu Selanne** from Anaheim in exchange for LW Jeff Friesen, G Steve Shields and a second round selection (36th overall) in the 2003 NHL Entry Draft, March 3, 2001.
- Signed free agent **D Bobby Dollas**, Nov. 4, 2000.
- Signed LW/C **Scott Thornton** as a free agent, July 1, 2000.

PACIFIC DIVISION

	GP	W	L	T	OTL	GF	GA	PTS
DALLAS (3)	82	48	24	8	2	241	187	106
SAN JOSE (5)	82	40	27	12	3	217	192	95
LOS ANGELES (7)	82	38	28	13	3	252	228	92
PHOENIX (9)	82	35	27	17	3	214	212	90
ANAHEIM (15)	82	25	41	11	5	188	245	66

FINAL STATISTICS

P	NO	PLAYER	GP	G	A	PTS	PIM
R	8	TEEMU SELANNE (ANA) (SJ) (TOTAL)	61 12 73	26 7 33	33 6 39	59 13 72	36 0 36
C	14	PATRICK MARLEAU	81	25	27	52	22
R	11	OWEN NOLAN	57	24	25	49	75
R	24	NIKLAS SUNDSTROM	82	10	39	49	28
C	25	VINCENT DAMPHOUSSE	45	9	37	46	62
C	18	MIKE RICCI	81	22	22	44	60
L	17	SCOTT THORNTON	73	19	17	36	114
L	39	&JEFF FRIESEN	64	12	24	36	56
D	20	GARY SUTER	68	10	24	34	84
L	19	MARCO STURM	81	14	18	32	28
L	32	STEPHANE MATTEAU	80	13	19	32	32
L	15	ALEXANDER KOROLYUK	70	12	13	25	41
D	7	BRAD STUART	77	5	18	23	56
R	9	TODD HARVEY	69	10	11	21	72
D	27	BRYAN MARCHMENT	75	7	11	18	204
D	22	SCOTT HANNAN	75	3	14	17	51
D	10	MARCUS RAGNARSSON	68	3	12	15	44
L	12	BILL LINDSAY (CGY) (SJ) (TOTAL)	52 16 68	1 0 4	9 4 13	10 29 126	97 29 126
D	5	JEFF NORTON (PIT) (SJ) (TOTAL)	32 10 42	2 0 2	10 1 13	12 8 28	20 1 48
D	40	MIKE RATHJE	81	0	11	11	28
R	21	TONY GRANATO	60	4	5	9	65
D	23	SHAWN HEINS	38	3	4	7	57
C	26	JIM MONTGOMERY	28	1	6	7	19
C	16	*MARK SMITH	42	2	2	4	51
D	2	&BOBBY DOLLAS	16	1	1	2	14
R	44	*MATT BRADLEY	21	1	1	2	19
G	35	*EVGENI NABOKOV	66	0	2	2	8
L	29	PAUL KRUSE	1	0	0	0	5
C	28	*MIKAEL SAMUELSSON	4	0	0	0	0
G	34	*MIKKA KIPRUSOFF	5	0	0	0	0
G	31	&STEVE SHIELDS	21	0	0	0	2

GOALTENDERS

NO	GOALTENDER	GP	MIN	AVG	W	L	T	EN	SO	GA	SA	SV %	G	A	PIM
34	*MIKKA KIPRUSOFF	5	154	1.95	2	1	0	1	0	5	51	.902	0	0	0
35	*EVGENI NABOKOV	66	3700	2.19	32	21	7	3	6	135	1582	.915	0	2	8
31	&STEVE SHIELDS	21	1135	2.48	6	8	5	1	2	47	531	.911	0	0	2
	TOTALS	82	5008	2.30	40	30	12	5	9	192	2169	.911	0	2	10

NABOKOV and KIPRUSOFF shared a shutout vs. MTL on March 12, 2001 * — ROOKIE; & — TRADED ** — includes OTH

GAME-BY-GAME RESULTS

GA	DATE	OPPONENT	RESULT	RECORD
1	10/6	ST. LOUIS	1-4 L	0-1-0-0
2	10/12	PHOENIX	2-1 W	1-1-0-0
3	10/14	BOSTON	5-2 W	2-1-0-0
4	10/18	@ DALLAS	1-2 L	2-2-0-0
5	10/20	@ MINNESOTA	3-1 W	3-2-0-0
6	10/21	@ NASHVILLE	5-3 W	4-2-0-0
7	10/24	@ CAROLINA	3-2 W	5-2-0-0
8	10/25	@ COLUMBUS	3-1 W	6-2-0-0
9	10/28	ATLANTA	2-2 T	6-2-1-0
10	11/1	PITTSBURGH	3-2 W	7-2-1-0
11	11/4	CAROLINA	4-1 W	8-2-1-0
12	11/5	@ VANCOUVER	2-2 T	8-2-2-0
13	11/8	@ CHICAGO	3-2 W*	9-2-2-0
14	11/9	@ COLUMBUS	2-5 L	9-3-2-0
15	11/11	@ NY ISLANDERS	4-0 W	10-3-2-0
16	11/14	@ NEW JERSEY	3-2 W	11-3-2-0
17	11/15	@ DETROIT	1-4 L	11-4-2-0
18	11/18	NY ISLANDERS	5-3 W	12-4-2-0
19	11/22	CHICAGO	4-1 W	13-4-2-0
20	11/25	NEW JERSEY	2-3 L	13-5-2-0
21	11/28	MINNESOTA	4-1 W	14-5-2-0
22	11/30	ANAHEIM	3-2 W*	15-5-2-0
23	12/3	@ EDMONTON	3-3 T	15-5-3-0
24	12/4	@ CALGARY	8-0 W	16-5-3-0
25	12/6	DALLAS	2-2 T	16-5-4-0
26	12/8	VANCOUVER	1-6 L	16-6-4-0
27	12/12	NY RANGERS	3-2 W	17-6-4-0
28	12/14	COLUMBUS	2-1 W	18-6-4-0
29	12/16	@ PHOENIX	2-1 W*	19-6-4-0
30	12/18	@ WASHINGTON	5-3 W	20-6-4-0
31	12/20	@ DETROIT	2-0 W	21-6-4-0
32	12/21	@ PHILADELPHIA	3-4 L	21-7-4-0
33	12/23	@ BUFFALO	2-5 L	21-8-4-0
34	12/26	@ LOS ANGELES	2-1 W	22-8-4-0
35	12/28	EDMONTON	2-2 T	22-8-5-0
36	12/30	VANCOUVER	3-6 T	22-9-5-0
37	1/1	@ PHOENIX	3-2 W	23-9-5-0
38	1/3	CALGARY	0-1 L	23-10-5-0
39	1/4	@ COLORADO	2-2 T	23-10-6-0
40	1/6	FLORIDA	3-1 W	24-10-6-0
41	1/9	BUFFALO	2-1 W	25-10-6-0
42	1/11	ST. LOUIS	6-3 W	26-10-6-0
43	1/13	NASHVILLE	3-5 L	26-11-6-0
44	1/15	DETROIT	2-3 L	26-12-6-0
45	1/17	CALGARY	4-4 T	26-12-7-0
46	1/20	COLORADO	1-2 L	26-13-7-0
47	1/22	@ EDMONTON	2-2 T	26-13-8-0
48	1/24	EDMONTON	6-1 W	27-13-8-0
49	1/26	@ DALLAS	2-1 W	28-13-8-0
50	1/27	@ ST. LOUIS	4-3 W*	29-13-8-0
51	1/30	COLORADO	1-3 L	29-14-8-0
52	1/31	DALLAS	2-4 L	29-15-8-0
53	2/6	@ CALGARY	1-1 T	29-15-9-0
54	2/8	@ VANCOUVER	0-0 T	29-15-10-0
55	2/10	CHICAGO	3-2 W*	30-15-10-0
56	2/14	@ CHICAGO	7-0 W	31-15-10-0
57	2/16	@ NASHVILLE	2-0 W	32-15-10-0
58	2/18	@ MINNESOTA	1-3 L	32-16-10-0
59	2/20	COLUMBUS	3-2 W*	33-16-10-0
60	2/21	@ ANAHEIM	0-1 L	33-17-10-0
61	2/23	ANAHEIM	3-1 W	34-17-10-0
62	2/26	@ ST. LOUIS	2-7 L	34-18-10-0
63	2/28	@ TORONTO	1-2 L	34-19-10-0
64	3/1	@ OTTAWA	4-8 L	34-20-10-0
65	3/3	@ BOSTON	2-3 L	34-21-10-0
66	3/6	@ TAMPA BAY	1-2 L*	34-21-10-1
67	3/7	@ FLORIDA	3-3 T	34-21-11-1
68	3/10	NASHVILLE	0-3 L	34-22-11-1
69	3/12	MONTREAL	3-0 W	35-22-11-1
70	3/14	LOS ANGELES	1-4 L	35-23-11-1
71	3/17	@ LOS ANGELES	0-1 L*	35-23-11-2
72	3/18	DETROIT	4-6 L	35-24-11-2
73	3/20	@ COLORADO	1-4 L	35-25-11-2
74	3/22	OTTAWA	1-2 L	35-26-11-2
75	3/26	@ LOS ANGELES	0-0 T	35-26-12-2
76	3/27	LOS ANGELES	3-2 W*	36-26-12-2
77	3/29	ANAHEIM	7-4 W	37-26-12-2
78	3/31	@ PHOENIX	1-3 L	37-27-12-2
79	4/2	MINNESOTA	4-2 W	38-27-12-2
80	4/5	PHOENIX	3-0 W	39-27-12-2
81	4/7	DALLAS	4-5 L*	39-27-12-3
82	4/8	@ ANAHEIM	4-1 W	40-27-12-3

* — OVERTIME



1999-2000 SEASON REVIEW

SEASON HIGHLIGHTS

- Sharks upset the President's Trophy-winning St. Louis Blues in the Stanley Cup Playoffs in seven games. The team improved its points total for the fourth consecutive season, setting a new franchise mark for points (87).
- Team sets a franchise record for winning percentage (.530).
- RW Owen Nolan** and **LW Jeff Friesen** record the Sharks first dual hat trick game on Oct. 4, 1999 to defeat the Chicago Blackhawks, 7-1.
- G Steve Shields** is named NHL Player of the Week for Oct. 11-17, posting a 3-0-0 record, .083 GAA and a .979 save percentage. He set the franchise record for scoreless streak by a goaltender at 141:46.
- RW Owen Nolan** was named NHL Player of the Week for Dec. 6-12 with six points (4-2-6) and a plus-5 rating in three games. He would go on to set franchise records for most points (84), goals (44), and PP goals (18) and would finish fifth in voting for the Hart Trophy as the league's MVP.
- D Brad Stuart** was named as a finalist (second) for the Calder Memorial Trophy. He is also named to the NHL's All-Rookie Team. **C Mike Ricci** was named as a finalist (third) for the Frank J. Selke Trophy.

MAJOR TRANSACTIONS

- Named **Rich Preston** and **Cap Raeder** assistant coaches, June 24, 2000.
- To prevent the loss of **G Evgeni Nabokov** in the NHL Expansion Draft, the Sharks trade RW Jan Caloun, a ninth round selection in the 2000 NHL Entry Draft and future considerations to Columbus for future considerations and trade D Andy Sutton, a seventh round selection in 2000 and a third round selection in 2001 to Minnesota in exchange for an eighth round selection in 2001 and future considerations on June 12, 2000.
- Re-signed Head Coach **Darryl Sutter** on June 5, 2000.
- Acquired RW **Todd Harvey** and a fourth round selection in the 2001 NHL Entry Draft from the New York Rangers in exchange for RW Radek Dvorak (previously acquired from Florida in exchange for G Mike Vernon and a third round selection in the 2000 NHL Entry Draft) on Dec. 30, 1999.

PACIFIC DIVISION

	GP	W	L	T	OTL	GF	GA	PTS
DALLAS (2)	82	43	29	10	6	211	184	102
LOS ANGELES (5)	82	39	31	12	4	245	228	94
PHOENIX (6)	82	39	35	8	4	232	228	90
SAN JOSE (8)	82	35	37	10	7	225	214	87
ANAHEIM (9)	82	34	36	12	3	217	227	83

FINAL STATISTICS

P	NO	PLAYER	GP	G	A	PTS	PIM
R	11	OWEN NOLAN	78	44	40	84	110
C	25	VINCENT D'AMPOUSSE	82	21	49	70	58
L	39	JEFF FRIESEN	82	26	35	61	47
C	18	MIKE RICCI	82	20	24	44	60
C	14	PATRICK MARLEAU	81	17	23	40	36
R	24	NIKLAS SUNDBSTROM	79	12	25	37	22
D	7	*BRAD STUART	82	10	26	36	32
R	15	ALEX KOROLYUK	57	14	21	35	35
D	20	GARY SUTER	76	6	28	34	52
L	19	MARCO STURM	74	12	15	27	22
L	32,37	STEPHANE MATTEAU	69	12	12	24	61
D	5	JEFF NORTON	62	0	20	20	49
R	9	TODD HARVEY	(SJ)	40	8	12	78
		(NYR)	31	3	3	6	62
		(TOTAL)	71	11	7	18	140
D	10	MARCUS RAGNARSSON	63	3	13	16	38
D	40	MIKE RATHJE	66	2	14	16	31
R	21	TONY GRANATO	48	6	7	13	39
C	12	RON SUTTER	78	5	6	11	34
R	22	RONNIE STERN	67	4	5	9	151
L	26	DAVE LOWRY	32	1	4	5	18
D	27	BRYAN MARCHANT	49	0	4	4	72
D	43	*SCOTT HANNAN	30	1	2	3	10
D	42	ANDY SUTTON	40	1	1	2	80
L	32	MURRAY CRAVEN	19	0	2	2	4
R	33	BRANT MYHRES	13	0	1	1	97
D	3	BOB ROUSE	26	0	1	1	19
G	31	STEVE SHIELDS	67	0	1	1	29
D	23	*SHAWN HEINS	1	0	0	0	2
G	35	*EVGENI NABOKOV	11	0	0	0	0
G	29	MIKE VERNON	15	0	0	0	0

GOALTENDERS

NO	GOALTENDER	GP	MIN	AVG	W	L	T	EN	SO	GA	SA	SV %	G	A	PIM
35	*EVGENI NABOKOV	11	414	2.17	2	2	1	2	1	15	166	.910	0	0	0
29	& MIKE VERNON	15	772	2.49	6	5	1	0	0	32	360	.911	0	0	0
31	STEVE SHIELDS	67	3797	2.56	27	30	8	3	4	162	1826	.911	0	1	29
	TOTALS	82	5004	2.57	35	37	10	5	5	214	2357	.909	0	1	29

* — ROOKIE & — TRADED

GAME-BY-GAME RESULTS

GA	DATE	OPPONENT	RESULT	RECORD
1	10/2	CALGARY	5-3 W	1-0-0-0
2	10/4	CHICAGO	7-1 W	2-0-0-0
3	10/7	EDMONTON	3-2 W*	3-0-0-0
4	10/9	DALLAS	2-3 L	3-1-0-0
5	10/11	@ ANAHEIM	3-5 L	3-2-0-0
6	10/13	@ DALLAS	2-0 W	4-2-0-0
7	10/14	@ NASHVILLE	5-1 W	5-2-0-0
8	10/16	@ WASHINGTON	3-2 W	6-2-0-0
9	10/19	@ N.Y. RANGERS	2-1 W	7-2-0-0
10	10/20	@ DETROIT	3-6 L	7-3-0-0
11	10/23	BOSTON	1-3 L	7-4-0-0
12	10/24	@ LOS ANGELES	3-4 L	7-5-0-0
13	10/28	NASHVILLE	3-2 W	8-5-0-0
14	10/30	PITTSBURGH	1-1 T	8-5-1-0
15	10/31	WASHINGTON	2-1 W	9-5-1-0
16	11/3	PHOENIX	6-3 W	10-5-1-0
17	11/5	PHILADELPHIA	1-3 L	10-6-1-0
18	11/6	DALLAS	2-1 W	11-6-1-0
19	11/9	@ VANCOUVER	4-4 T	11-6-2-0
20	11/10	@ CALGARY	3-4 L*	11-7-2-1
21	11/13	@ PHILADELPHIA	2-3 L	11-8-2-1
22	11/15	@ TORONTO	2-4 L	11-9-2-1
23	11/16	@ MONTREAL	4-1 W	12-9-2-1
24	11/18	@ OTTAWA	4-1 W	13-9-2-1
25	11/20	@ ST. LOUIS	1-1 T	13-9-3-1
26	11/23	MONTREAL	2-3 L*	13-10-3-2
27	11/27	@ LOS ANGELES	1-4 L	13-11-3-2
28	11/28	NEW JERSEY	4-3 W*	14-11-3-2
29	12/1	@ DETROIT	2-4 L	14-12-3-2
30	12/2	@ PITTSBURGH	5-2 W	15-12-3-2
31	12/4	@ ST. LOUIS	2-4 L	15-13-3-2
32	12/6	TAMPA BAY	3-3 T	15-13-4-2
33	12/8	COLORADO	4-2 W	16-13-4-2
34	12/10	ATLANTA	4-1 W	17-13-4-2
35	12/14	CHICAGO	2-5 L	17-14-4-2
36	12/19	@ PHOENIX	3-4 L	17-15-4-2
37	12/20	DETROIT	3-4 L	17-16-4-2
38	12/22	LOS ANGELES	2-1 W	18-16-4-2
39	12/26	ANAHEIM	0-1 L	18-17-4-2
40	12/27	@ DALLAS	3-1 W	19-17-4-2
41	12/30	@ ST. LOUIS	1-2 L*	19-18-4-3
42	1/1	@ NASHVILLE	2-3 L	19-19-4-3
43	1/2	@ CHICAGO	4-1 W	20-19-4-3
44	1/5	@ EDMONTON	1-1 T	20-19-5-3
45	1/8	FLORIDA	2-4 L	20-20-5-3
46	1/11	ST. LOUIS	2-5 L	20-21-5-3
47	1/15	LOS ANGELES	3-2 W*	21-21-5-3
48	1/17	@ CHICAGO	4-5 L*	21-22-5-4
49	1/19	@ COLORADO	0-0 T	21-22-6-4
50	1/22	ANAHEIM	4-3 W	22-22-6-4
51	1/23	@ PHOENIX	2-3 L*	22-23-6-5
52	1/25	COLORADO	3-4 L	22-24-6-5
53	1/28	@ VANCOUVER	1-4 L	22-25-6-5
54	1/29	N.Y. ISLANDERS	2-3 L*	22-26-6-6
55	2/1	PHOENIX	0-1 L*	22-27-6-7
56	2/3	@ COLORADO	3-3 T	22-27-7-7
57	2/8	@ TAMPA BAY	8-0 W	23-27-7-7
58	2/9	@ FLORIDA	1-4 L	23-28-7-7
59	2/11	@ ATLANTA	3-0 W	24-28-7-7
60	2/13	@ NEW JERSEY	1-3 L	24-29-7-7
61	2/15	@ N.Y. ISLANDERS	4-1 W	25-29-7-7
62	2/18	@ ANAHEIM	2-5 L	25-29-8-7
63	2/23	ST. LOUIS	1-4 L	25-30-8-7
64	2/26	LOS ANGELES	6-3 W	26-30-8-7
65	2/29	ANAHEIM	2-4 L	26-31-8-7
66	3/2	NASHVILLE	4-3 W	27-31-8-7
67	3/4	CAROLINA	2-5 L	27-32-8-7
68	3/6	N.Y. RANGERS	2-1 W	28-32-8-7
69	3/8	DETROIT	1-1 T	28-32-9-7
70	3/13	CALGARY	5-3 W	29-32-9-7
71	3/15	BUFFALO	6-5 W*	30-32-9-7
72	3/17	@ ANAHEIM	2-4 L	30-33-9-7
73	3/19	@ DALLAS	3-5 L	30-34-9-7
74	3/22	VANCOUVER	4-3 W	31-34-9-7
75	3/24	PHOENIX	5-1 W	32-34-9-7
76	3/27	EDMONTON	1-2 L	32-35-9-7
77	3/29	@ LOS ANGELES	1-1 T	32-35-10-7
78	4/1	@ CALGARY	0-3 L	32-36-10-7
79	4/3	@ EDMONTON	1-0 W	33-36-10-7
80	4/5	DALLAS	5-2 W	34-36-10-7
81	4/7	@ PHOENIX	3-1 W	35-36-10-7
82	4/9	VANCOUVER	2-5 L	35-37-10-7

* — OVERTIME

1998-99 SEASON REVIEW

SEASON HIGHLIGHTS

- Tied or set six club records, including most ties (18), lowest goals-against average (2.28), fewest goals against (191), short-handed goals against (4, T-1st in NHL), and shutouts (8).
- Winning percentage of .488 tied all-time mark set in 1993-94.
- Trade deadline acquisition **C Vincent Damphousse** scores 13 points (7-6=13) in 12 games with San Jose to help boost the Sharks into the Stanley Cup Playoffs for the second consecutive season.
- Head Coach **Darryl Sutter** becomes franchise's all-time winningest coach with his 56th win at Vancouver on March 3, surpassing Kevin Constantine's 55 wins.
- **RW Owen Nolan** becomes fifth team captain in franchise history, Oct. 28, 1998.

MAJOR TRANSACTIONS

- Acquired **RW Niklas Sundstrom** and a third round selection in the 2000 NHL Entry Draft from Tampa Bay in exchange for **LW Shawn Burr**, **D Andrei Zyuzin**, **LW Steve Guolla** and **D Bill Houlder** on Aug. 4, 1999.
- Acquired **C Vincent Damphousse** from Montreal in exchange for a fifth round selection in the 1999 NHL Entry Draft, a first round selection in the 2000 NHL Entry Draft and a second round selection in the 2001 NHL Entry Draft on March 23, 1999.
- Acquired **D Jeff Norton** from Florida in exchange for **LW Alex Hicks** and a fifth round selection in the 1999 NHL Entry Draft on Nov. 11, 1999.
- Acquired **G Johan Hedberg** from Philadelphia in exchange for a seventh round selection in the 1999 NHL Entry Draft on July 6, 1998.

PACIFIC DIVISION

	GP	W	L	T	GF	GA	PTS	P/PCT
DALLAS (1)	82	51	19	12	236	168	114	.695
PHOENIX (4)	82	39	31	12	205	197	90	.549
ANAHEIM (6)	82	35	34	13	215	206	83	.506
SAN JOSE (7)	82	31	33	18	196	191	80	.488
LOS ANGELES (11)	82	32	45	5	189	222	69	.421

FINAL STATISTICS

P	NO	PLAYER	GP	G	A	PTS	PIM
L	39	JEFF FRIESEN	78	22	35	57	42
C	25	V. DAMPHOUSSE (MTL)	65	12	24	36	46
		(SJ)	12	7	6	13	4
		(TOTAL)	77	19	30	49	50
R	17	JOE MURPHY	76	25	23	48	73
C	14	PATRICK MARLEAU	81	21	24	45	24
R	11	OWEN NOLAN	78	19	26	45	129
C	18	MIKE RICCI	82	13	26	39	68
L	19	MARCO STURM	78	16	22	38	52
D	2	BILL HOULDER	76	9	23	32	40
R	15	ALEX KOROLYUK	55	12	18	30	26
R	37	STEPHANE MATTEAU	68	8	15	23	73
D	5	JEFF NORTON (FLA)	3	0	0	0	2
		(SJ)	69	4	18	22	42
		(TOTAL)	72	4	18	22	44
R	22	RONNIE STERN	78	7	9	16	158
L	26	DAVE LOWRY	61	6	9	15	24
D	40	MIKE RATHJE	82	5	9	14	36
L	32	MURRAY CRAVEN	43	4	10	14	18
D	10	MARCUS RAGNARSSON	74	0	13	13	66
L	21	TONY GRANATO	35	6	6	12	54
D	3	BOB ROUSE	70	0	11	11	44
C	12	RON SUTTER	59	3	6	9	40
D	27	BRYAN MARCHMENT	59	2	6	8	101
D	4	ANDREI ZYUZIN	25	3	1	4	38
L	36	STEPHEN GUOLLA	14	2	2	4	6
D	42	*ANDY SUTTON	31	0	3	3	65
C	8	JARROD SKALDE	17	1	1	2	4
D	6	*SCOTT HANNAN	5	0	2	2	6
C	9	BERNIE NICHOLLS	10	0	2	2	4
R	33	BRANTT MYHRES	30	1	0	1	116
C	13	JAMIE BAKER	1	0	1	1	0
L	7	SHAWN BURR	18	0	1	1	29
G	31	STEVE SHIELDS	37	0	1	1	6
R	25	MIKE CRAIG	1	0	0	0	0
D	20	GARY SUTER	1	0	0	0	0
G	30	SEAN GAUTHIER	1	0	0	0	0
D	23	*SHAWN HEINS	5	0	0	0	13
G	29	MIKE VERNON	49	0	0	0	8

GOALTENDERS

NO	GOALTENDER	GP	MIN	AVG	W	L	T	SO	GA
30	SEAN GAUTHIER	1	3		0	0	0	0	0
31	STEVE SHIELDS	37	2162	2.22	15	11	8	4	80
29	MIKE VERNON	49	2831	2.27	16	22	10	4	107
	TOTALS	82	5016	2.28	31	33	18	8	191

* — ROOKIE

GAME-BY-GAME RESULTS

GA	DATE	OPPONENT	RESULT	RECORD
1	10/9	@ CALGARY (TOKYO)	3-3 T	0-0-1
2	10/10	CALGARY (TOKYO)	3-5 L	0-1-1
3	10/18	BOSTON	0-3 L	0-2-1
4	10/20	@ PHILADELPHIA	1-3 L	0-3-1
5	10/22	@ CHICAGO	2-2 T	0-3-2
6	10/24	@ DALLAS	1-2 L	0-4-2
7	10/28	PHOENIX	2-4 L	0-5-2
8	10/29	@ COLORADO	2-4 L	0-6-2
9	10/31	TAMPA BAY	6-1 W	1-6-2
10	11/4	DALLAS	4-0 W	2-6-2
11	11/6	@ ANAHEIM	2-2 T	2-6-3
12	11/7	ST. LOUIS	2-2 T	2-6-4
13	11/10	NASHVILLE	2-4 L	2-7-4
14	11/12	CAROLINA	3-0 W	3-7-4
15	11/18	LOS ANGELES	5-4 W	4-7-4
16	11/20	PHOENIX	1-2 L*	4-8-4
17	11/21	N.Y. RANGERS	2-2 T	4-8-5
18	11/23	@ DALLAS	2-3 L	4-9-5
19	11/25	@ CAROLINA	0-3 L	4-10-5
20	11/27	@ ST. LOUIS	4-2 W	5-10-5
21	11/29	@ DETROIT	1-4 L	5-11-5
22	12/2	DALLAS	0-3 L	5-12-5
23	12/4	DETROIT	2-2 T	5-12-6
24	12/6	ANAHEIM	1-2 L	5-13-6
25	12/9	@ DALLAS	3-3 T	5-13-7
26	12/10	@ NASHVILLE	1-2 L	5-14-7
27	12/12	WASHINGTON	2-1 W	6-14-7
28	12/15	N.Y. ISLANDERS	0-1 L	6-15-7
29	12/17	NASHVILLE	3-1 W	7-15-7
30	12/19	COLORADO	2-1 W	8-15-7
31	12/23	@ EDMONTON	5-3 W	9-15-7
32	12/26	VANCOUVER	2-0 W	10-15-7
33	12/28	PHILADELPHIA	1-1 T	10-15-8
34	12/30	@ LOS ANGELES	1-5 L	10-16-8
35	1/2	@ N.Y. ISLANDERS	4-3 W*	11-16-8
36	1/4	@ N.Y. RANGERS	3-4 L	11-17-8
37	1/5	@ NEW JERSEY	3-3 T	11-17-9
38	1/7	@ NASHVILLE	4-3 W	12-17-9
39	1/9	BUFFALO	2-2 T	12-17-10
40	1/11	LOS ANGELES	4-0 W	13-17-10
41	1/13	DALLAS	1-2 L	13-18-10
42	1/15	PITTSBURGH	3-2 W	14-18-10
43	1/16	CALGARY	3-3 T	14-18-11
44	1/18	NEW JERSEY	3-1 W	15-18-11
45	1/21	EDMONTON	3-3 T	15-18-12
46	1/26	ST. LOUIS	0-3 L	15-19-12
47	1/30	@ COLORADO	0-5 L	15-20-12
48	2/1	CHICAGO	5-1 W	16-20-12
49	2/4	@ PHOENIX	1-3 L	16-21-12
50	2/6	@ LOS ANGELES	0-2 L	16-22-12
51	2/8	@ PHOENIX	3-0 W	17-22-12
52	2/10	@ CHICAGO	5-2 W	18-22-12
53	2/11	@ ST. LOUIS	5-1 W	19-22-12
54	2/13	@ TAMPA BAY	3-1 W	20-22-12
55	2/15	@ FLORIDA	2-2 T	20-22-13
56	2/17	@ DETROIT	1-3 L	20-23-13
57	2/19	@ BUFFALO	2-4 L	20-24-13
58	2/20	@ WASHINGTON	1-3 L	20-25-13
59	2/24	VANCOUVER	1-1 T	20-25-14
60	2/26	@ ANAHEIM	1-3 L	20-26-14
61	2/27	ANAHEIM	1-4 L	20-27-14
62	3/1	@ CALGARY	2-1 W	21-27-14
63	3/2	@ VANCOUVER	4-3 W	22-27-14
64	3/6	CHICAGO	0-4 L	22-28-14
65	3/9	PHOENIX	4-2 W	23-28-14
66	3/12	DETROIT	2-0 W	24-28-14
67	3/13	OTTAWA	3-2 W	25-28-14
68	3/17	FLORIDA	4-2 W	26-28-14
69	3/20	@ BOSTON	2-2 T	26-28-15
70	3/22	@ MONTREAL	1-1 T	26-28-16
71	3/24	@ TORONTO	8-5 W	27-28-16
72	3/26	@ OTTAWA	1-1 T	27-28-17
73	3/28	@ EDMONTON	2-5 L	27-29-17
74	3/31	COLORADO	2-3 L	27-30-17
75	4/2	@ VANCOUVER	7-0 W	28-30-17
76	4/3	VANCOUVER	5-2 W	29-30-17
77	4/6	@ PHOENIX	1-0 W	30-30-17
78	4/8	@ LOS ANGELES	2-3 L	30-31-17
79	4/9	@ ANAHEIM	4-1 W	31-31-17
80	4/12	EDMONTON	4-5 L*	31-32-17
81	4/16	LOS ANGELES	0-2 L	31-33-17
82	4/17	ANAHEIM	3-3 T	31-33-18

* — OVERTIME



1997-98 SEASON REVIEW

SEASON HIGHLIGHTS

- Set a franchise record for most wins (34).
- Sharks qualify for the Stanley Cup Playoffs after a two-year absence.
- Posted a seven-game unbeaten streak, April 1-16 (4-0-3).
- LW **Jeff Blashko** (63 points) became the youngest NHL player (21 years old) ever to lead his team in scoring.
- Team posts second-highest point total ever (78) (34-38-10).

MAJOR TRANSACTIONS

- Acquired a first round selection (third overall, D Brad Stuart) and second round selection (29th overall, RW Jonathan Cheechoo) in the 1998 NHL Entry Draft from Nashville in exchange for San Jose's first round selection (second overall) and second round selection (85th overall) in the 1998 NHL Entry Draft.
- Acquired **G Steve Shields** and a fourth round selection in the 1998 NHL Entry Draft from Buffalo Sabres in exchange for G Kay Whitmore, a second round selection in 1998 (from Colorado) and future considerations on June 26, 1998.
- Acquired **D Bryan Marchment** and **D David Shaw** from Tampa Bay in exchange for LW Andrei Nazarov and Tampa Bay's option to swap first round picks in the 1998 NHL Entry Draft on March 24, 1998.
- Acquired **C Mike Ricci** and a second round selection in the 1998 NHL Entry Draft from Colorado in exchange for RW Sean Donovan and a first round selection in the 1998 NHL Entry Draft on Nov. 20, 1997.
- Acquired **G Mike Vernon** from Detroit in exchange for second round draft selections in the 1998 and 1999 NHL Entry Drafts on Aug. 18, 1997.
- Acquired LW **Stéphane Matteau** from St. Louis in exchange for C Darren Turcotte on July 25, 1997.
- Acquired LW **Murray Craven** from Chicago in exchange for LW Petri Varis and a sixth round selection in the 1998 NHL Entry Draft on July 24, 1997.

PACIFIC DIVISION

	GP	W	L	T	GF	GA	PTS	P/PCT
COLORADO (2)	82	39	26	17	231	205	.579	
LOS ANGELES (5)	82	38	33	11	227	225	.87	.538
EDMONTON (7)	82	35	37	10	215	224	80	.480
SAN JOSE (8)	82	34	38	10	210	216	78	.476
CALGARY (11)	82	26	41	15	217	252	67	.409
ANAHEIM (12)	82	26	43	13	205	261	65	.396
VANCOUVER (13)	82	25	43	14	224	273	64	.390

FINAL STATISTICS

P	NO	PLAYER	GP	G	A	PTS	PM
L	39	JEFF FRIESE	79	31	32	63	40
R	15	JOHN MACLEAN	(NJ)	26	3	8	11
		(S.J.)	51	13	19	32	28
		(TOTAL)	77	16	27	43	4
R	11	OWEN NOLAN	75	14	27	41	144
C	14	*PATRICK MARLEAU	74	13	19	32	14
D	2	BILL HOULDER	82	7	25	32	48
L	19	*MARCO STURM	74	10	20	30	40
L	37	STEPHANE MATTEAU	73	15	14	29	60
D	22	MURRAY CRAVEN	67	12	17	29	25
C	9	BERNIE NICHOLLS	60	6	22	28	2
C	18	MIKE RICCI	(COL)	6	0	4	2
		(S.J.)	59	9	14	23	30
		(TOTAL)	65	9	18	27	32
R	21	TONY GRANATO	59	16	9	25	70
D	10	MARCUS RAGNARSSON	79	5	20	25	65
R	17	JOE MURPHY	(STL)	27	4	9	13
		(S.J.)	10	5	4	9	14
		(TOTAL)	37	9	13	22	36
D	5	*TODD GILL	64	8	13	21	31
D	40	MIKE RATUJE	81	3	12	15	59
D	20	*ANDREI ZYLZIN	56	6	7	13	66
D	27	BRYAN MARCHMENT	(EDM)	27	0	4	58
		(TB)	22	2	4	6	43
		(S.J.)	12	0	3	3	43
		(TOTAL)	61	2	11	13	144
L	28	SHAWN BURR	42	6	6	12	50
D	33	MARTY MCSORLEY	56	2	10	12	140
C	16	JARRID SKALDIE	(S.J.)	22	4	6	10
		(CHI)	4	0	1	1	2
		(DAL)	1	0	0	0	0
		(CHI)	3	0	0	0	2
		(TOTAL)	30	4	7	11	18
D	5	DOUG BODGER	28	4	6	10	32
D	43	AL IAFRATE	21	2	7	9	28
C	12	RON SUTTER	57	2	7	9	22
L	26	DAVE LOWRY	(FLA)	7	0	0	2
		(S.J.)	50	4	4	8	51
		(TOTAL)	57	4	4	8	53
C	25	VIKTOR KOZLOV	18	5	2	7	2
R	12	SEAN DONOVAN	20	3	3	6	22
R	27	ALEXANDER KOROLYUK	19	2	3	5	6
D	7	BRECHARD BRENNAN	11	1	2	3	2
L	17	STEPHEN GUOLLA	7	1	1	2	0
L	62	ANDREI NAZAROV	40	1	1	2	112
G	29	MIKE VERNON	62	0	2	2	24
L	24	BARRY POTOMSKI	9	0	1	1	30
G	30	JASON MUZZATTI	(NJR)	6	0	0	0
		(S.J.)	1	0	0	0	0
		(TOTAL)	7	0	0	0	10
D	5	KEN SUTTON	(NJ)	13	0	0	6
		(S.J.)	8	0	0	0	15
		(TOTAL)	21	0	0	0	21
G	32	KELLY HRUDEY	28	0	0	0	2
C	16	DODD WOOD	8	0	0	0	40
L	34	NIKLAS ANDERSSON	5	0	0	0	2

GOALTENDERS

NO	GOALTENDER	GP	MINS	AVG	W	L	T	SO	GA
29	MIKE VERNON	62	3564	2.46	30	22	8	5	146
32	KELLY HRUDEY	28	1360	2.74	4	16	2	1	62
30	JASON MUZZATTI	1	27	4.44	0	0	0	0	2
TOTALS		82	4973	2.61	34	38	10	7	216
* — ROOKIE									
— — TRADED									

* — ROOKIE

& — TRADED

GAME-BY-GAME RESULTS

GA	DATE	OPPONENT	RESULT	RECORD
1	10/1	EDMONTON	3-5 L	0-1-0
2	10/4	CHICAGO	3-2 W	1-1-0
3	10/7	OTTAWA	0-1 L	1-2-0
4	10/9	@ COLORADO	2-3 L	1-3-0
5	10/11	BOSTON	5-2 W	2-3-0
6	10/13	PHILADELPHIA	2-3 L*	2-4-0
7	10/16	N.Y. ISLANDERS	2-5 L	2-5-0
8	10/19	@ PHOENIX	3-5 L	2-6-0
9	10/22	PITTSBURGH	2-5 L	2-7-0
10	10/25	@ NEW JERSEY	4-3 W	3-7-0
11	10/27	@ N.Y. ISLANDERS	2-1 W	4-7-0
12	10/29	@ DETROIT	3-4 L	4-8-0
13	10/31	@ CHICAGO	3-5 L	4-9-0
14	11/1	@ ST. LOUIS	0-2 L	4-10-0
15	11/4	TORONTO	0-0 T	4-10-1
16	11/7	MONTREAL	3-4 L	4-11-1
17	11/8	TAMPA BAY	3-1 W	5-11-1
18	11/10	@ ANAHEIM	6-4 W	6-11-1
19	11/12	VANCOUVER	2-5 L	6-12-1
20	11/13	@ LOS ANGELES	3-6 L	6-13-1
21	11/15	PHOENIX	2-3 L	6-14-1
22	11/18	ANAHEIM	4-2 W	7-14-1
23	11/20	@ PHILADELPHIA	3-0 W	8-14-1
24	11/22	@ WASHINGTON	5-2 W	9-14-1
25	11/24	@ MONTREAL	2-2 T	9-14-2
26	1/25	@ TORONTO	1-3 L	9-15-2
27	11/28	NEW JERSEY	2-4 L	9-16-2
28	11/30	@ EDMONTON	1-6 L	9-17-2
29	12/1	@ CALGARY	2-3 L*	9-18-2
30	12/4	@ VANCOUVER	3-2 W	10-18-2
31	12/10	WASHINGTON	3-3 T	10-18-3
32	12/12	@ DALLAS	1-0 W	11-18-3
33	12/14	@ CHICAGO	2-1 W	12-18-3
34	12/16	DETROIT	5-1 W	13-18-3
35	12/18	VANCOUVER	0-0 T	13-18-4
36	12/21	@ ANAHEIM	4-2 W	14-18-4
37	12/26	PHOENIX	0-4 L	14-19-4
38	12/29	@ TAMPA BAY	1-2 L	14-20-4
39	12/30	@ FLORIDA	2-2 T	14-20-5
40	1/2	@ DETROIT	4-1 W	15-20-5
41	1/3	@ BOSTON	0-3 L	15-21-5
42	1/6	ST. LOUIS	1-5 L	15-22-5
43	1/10	BUFFALO	5-2 W	16-22-5
44	1/12	DALLAS	1-3 L	16-23-5
45	1/14	LOS ANGELES	2-4 L	16-24-5
46	1/15	@ COLORADO	2-2 T	16-24-6
47	1/21	CALGARY	7-1 W	17-24-6
48	1/23	EDMONTON	3-2 W	18-24-6
49	1/24	FLORIDA	1-1 T	18-24-7
50	1/27	ANAHEIM	4-2 W	19-24-7
51	1/29	CHICAGO	0-3 L	19-25-7
52	1/31	COLORADO	5-2 W	20-25-7
53	2/2	N.Y. RANGERS	2-3 L	20-26-7
54	2/4	@ EDMONTON	3-0 W	21-26-7
55	2/5	@ CALGARY	2-4 L	21-27-7
56	2/7	@ VANCOUVER	3-6 L	21-28-7
57	2/26	ST. LOUIS	3-1 W	22-28-7
58	2/28	@ EDMONTON	1-4 L	22-29-7
59	3/3	CAROLINA	1-3 L	22-30-7
60	3/5	DETROIT	5-4 W	23-30-7
61	3/6	@ ANAHEIM	3-0 W	24-30-7
62	3/9	TORONTO	3-2 W	25-30-7
63	3/11	@ N.Y. RANGERS	3-5 L	25-31-7
64	3/12	@ BUFFALO	1-3 L	25-32-7
65	3/14	@ CAROLINA	2-1 W	26-32-7
66	3/16	LOS ANGELES	2-1 W	27-32-7
67	3/18	DALLAS	1-3 L	27-33-7
68	3/21	COLORADO	0-2 L	27-34-7
69	3/22	@ PHOENIX	1-3 L	27-35-7
70	3/24	LOS ANGELES	3-4 L	27-36-7
71	3/26	@ LOS ANGELES	5-2 W	28-36-7
72	3/28	@ DALLAS	4-1 W	29-36-7
73	3/30	@ ST. LOUIS	2-6 L	29-37-7
74	4/1	@ PITTSBURGH	3-2 W	30-37-7
75	4/2	@ OTTAWA	3-3 T	30-37-8
76	4/4	@ TORONTO	5-3 W	31-37-8
77	4/7	CALGARY	6-0 W	32-37-8
78	4/9	ANAHEIM	4-2 W	33-37-8
79	4/11	VANCOUVER	1-1 T	33-37-9
80	4/15	@ CALGARY	3-3 T	33-37-10
81	4/16	@ COLORADO	1-4 L	33-38-10
82	4/18	CALGARY	4-1 W	34-38-10

* — OVERTIME

1996-97 SEASON REVIEW

SEASON HIGHLIGHTS

- **C Bernie Nicholls** played in his NHL 1,000th game at St. Louis on Oct. 20.
- **D Todd Gill** named fourth team captain in franchise history on Dec. 3.
- **Sharks achieve** their 100th consecutive sellout on Dec. 17 as 17,442 see the Sharks play hosts to Toronto.
- The 47th NHL All-Star Game was played at San Jose Arena on Jan. 18. Sharks are represented by **RW Owen Nolan** and **LW Tony Granato**, who was selected as the commissioner's special selection for the Western Conference. Granato is named a starter on the Western Conference squad and Nolan recorded a hat trick.
- **Tony Granato** became the first player in franchise history to win a major postseason NHL award by receiving the Bill Masterton Memorial Trophy on June 21. The trophy is presented annually by the Professional Hockey Writers' Association to "the National Hockey League player who best exemplifies the qualities of perseverance, sportsmanship and dedication to hockey."

MAJOR TRANSACTIONS

- Acquired **G Ed Belfour** from Chicago in exchange for **G Chris Terreri**, **RW Ulf Dahlen** and **D Michal Szykora** on Jan. 25, 1997.
- Signed **C Ron Sutter** on Oct. 12, 1996.
- Acquired **D Marty McSorley** from New York Rangers in exchange for **D Jay More**, **C Brian Swanson** and fourth round draft selection in 1998 on Aug. 20, 1996.
- Signed free agent **LW Tony Granato** on Aug. 15, 1996.
- Signed free agent **C Bernie Nicholls** on July 30, 1996.
- Signed free agent **C Kelly Hrudey** on Jan. 18, 1996.
- Acquired Chicago's 1996 first round draft selection (21st overall, **LW Marco Sturm**) in exchange for two 1996 second round draft selections on June 22, 1996.
- Acquired **D Al Iafra** from Boston in exchange for **RW Jeff Odgers** and fifth round draft selection in 1996 on June 21, 1996.
- Acquired **D Todd Gill** from Toronto in exchange for **C Jamie Baker** and fifth round draft selection in 1996 on June 14, 1996.
- **Al Sims** named as head coach on June 6, 1996.

PACIFIC DIVISION

	GP	W	L	T	GF	GA	PTS	P/PCT
COLORADO (1)	82	49	24	9	277	205	107	.652
ANAHEIM (4)	82	36	33	13	245	233	85	.518
EDMONTON (7)	82	36	37	9	252	247	81	.494
VANCOUVER (9)	82	35	40	7	257	273	77	.470
CALGARY (10)	82	32	41	9	214	239	73	.445
LOS ANGELES (12)	82	28	43	11	214	268	67	.409
SAN JOSE (13)	82	27	47	8	211	278	62	.378

FINAL STATISTICS

P	NO	PLAYER	GP	G	A	PTS	PIM
R	11	OWEN NOLAN	72	31	32	63	155
C	39	JEFF FRIESEN	82	28	34	62	75
C	9	BERNIE NICHOLLS	65	12	33	45	63
25	VIKTOR KOZLOV	78	16	25	41	40	159
L	21	TONY GRANATO	76	25	15	40	159
C	8	DARREN TURCOTTE	65	16	21	37	16
L	62	ANDREI NAZAROV	60	12	15	27	222
L	17	*STEPHEN GUOLLA	43	13	8	21	14
L	23	TODD GILL	79	0	21	21	101
R	22	ULF DAHLEN	43	8	11	19	8
D	4	GREG HAWGOOD	63	6	12	18	69
D	10	MARCUS RAGNARSSON	69	3	14	17	63
D	33	MARTY MCSORLEY	57	4	12	16	186
D	3	DOUG BOGDEN	81	1	15	16	64
R	42	SHEAN DONOVAN	73	9	6	15	42
D	43	AL IAFRA	38	6	9	15	91
C	12	RON SUTTER	78	5	7	12	65
L	22	BOB ERREY (DET)	36	1	2	3	27
		(SJ)	30	3	6	9	20
		(TOTAL)	66	4	8	12	47
D	44	VLASTIMIL KROUPA	35	2	6	8	12
D	40	MIKE RATHJE	31	0	8	8	21
D	6	MICHAEL SKYORA	35	2	5	7	59
C	16	DODY WOOD	44	3	2	5	193
D	7	VILLE PELTONEN	28	2	0	5	0
R	18	CHRIS TANCILL	25	4	0	4	8
R	19	TIM HUNTER	46	0	4	4	135
L	14	RAY WHITNEY	12	0	2	2	4
R	36	TODD EWEN	51	0	2	2	162
D	5	*JASON WIDMER	2	0	1	1	0
C	15	*ALEXEI GEDOROV	2	0	1	1	0
C	28	IAIN FRASER	2	0	0	0	2
R	91	*JAN CALOUN	2	0	0	0	0
G	31	WADE FLAHERTY	7	0	0	0	0
D	26	CHRIS LIPUMA	8	0	0	0	22
G	20	ED BELFOUR (CHI)	33	0	0	0	26
		(SJ)	13	0	0	0	8
		(TOTAL)	46	0	0	0	34
G	32	KELLY HRUDEY	48	0	0	0	0
G	30	CHRIS TERRERI	22	0	0	0	0

GOALTENDERS

NO	GOALTENDER	GP	MIN	AVG	W	L	T	SO	GA
30	CHRIS TERRERI	22	1200	2.75	6	10	3	0	55
32	KELLY HRUDEY	48	2631	3.19	16	24	5	0	140
20	ED BELFOUR (CHI)	33	1966	2.69	11	15	6	1	88
	(SJ)	13	757	3.41	3	9	0	1	43
	(TTL)	46	2723	2.89	14	24	6	1	131
31	WADE FLAHERTY	7	359	5.18	2	4	0	0	31
TOTALS		82	4970	3.36	27	47	8	1	278

* — ROOKIE

GAME-BY-GAME RESULTS

GA	DATE	OPPONENT	RESULT	RECORD
1	10/5	N.Y. ISLANDERS	2-2 T	0-0-1
2	10/6	@ LOS ANGELES	7-6 W*	1-0-1
3	10/8	@ COLORADO	0-6 L	1-1-1
4	10/10	@ PHOENIX	1-4 L	1-2-1
5	10/12	BOSTON	3-5 L	1-3-1
6	10/16	FLORIDA	3-3 T	1-3-2
7	10/18	@ ANAHEIM	4-1 W	2-3-2
8	10/20	@ ST. LOUIS	3-2 W	3-3-2
9	10/22	@ TORONTO	3-4 L	3-4-2
10	10/24	@ NEW JERSEY	1-3 L	3-5-2
11	10/26	@ NY ISLANDERS	2-2 T	3-5-3
12	10/27	@ CHICAGO	6-2 W	4-5-3
13	10/30	CALGARY	3-1 W	5-5-3
14	11/1	@ ANAHEIM	3-4 L	5-6-3
15	11/2	MONTREAL	4-3 W*	6-6-3
16	11/6	COLORADO	1-4 L	6-7-3
17	11/8	DALLAS	3-1 W	7-7-3
18	11/12	HARTFORD	3-4 L	7-8-3
19	11/15	@ DETROIT	1-5 L	7-9-3
20	11/16	@ PHILADELPHIA	2-2 T	7-9-4
21	11/18	@ BOSTON	2-4 L	7-10-4
22	11/21	DETROIT	1-6 L	7-11-4
23	11/23	ANAHEIM	0-3 L	7-12-4
24	11/27	CHICAGO	3-2 W	8-12-4
25	11/29	EDMONTON	2-4 L	8-13-4
26	12/1	@ ST. LOUIS	4-3 W	9-13-4
27	12/4	@ DALLAS	2-1 W	10-13-4
28	12/7	TAMPA BAY	3-4 L	10-14-4
29	12/11	WASHINGTON	3-2 W	11-14-4
30	12/13	PITTSBURGH	0-4 L	11-15-4
31	12/17	TORONTO	3-6 L	11-16-4
32	12/20	@WASHINGTON	2-3 L	11-17-4
33	12/21	@PITTSBURGH	1-3 L	11-18-4
34	12/23	@DALLAS	2-1 W	12-18-4
35	12/26	VANCOUVER	6-1 W	13-18-4
36	12/28	@EDMONTON	3-5 L	13-19-4
**	12/29	@VANCOUVER	PPD TO 1/20/97	
37	12/31	@CALGARY	5-1 W	14-19-4
38	1/2	PHILADELPHIA	1-4 L	14-20-4
39	1/4	CALGARY	3-4 L	14-21-4
40	1/7	BUFFALO	1-1 T	14-21-5
41	1/9	ST. LOUIS	3-4 L	14-22-5
42	1/11	@EDMONTON	2-1 W	15-22-5
43	1/13	PHOENIX	5-4 W	16-22-5
44	1/20	@VANCOUVER	1-6 L	16-23-5
45	1/22	LOS ANGELES	7-2 W	17-23-5
46	1/24	NEW JERSEY	1-3 L	17-24-5
47	1/27	@VANCOUVER	2-5 L	17-25-5
48	1/29	@EDMONTON	1-3 L	17-26-5
49	1/30	@CALGARY	6-3 W	18-26-5
50	2/1	COLORADO	2-1 W	19-26-5
51	2/3	CHICAGO	2-4 L	19-27-5
52	2/5	LOS ANGELES	3-2 W	20-27-5
53	2/8	@OTTAWA	3-3 T	20-27-6
54	2/10	@MONTREAL	2-4 L	20-28-6
55	2/12	@DETROIT	1-7 L	20-29-6
56	2/13	@CHICAGO	3-7 L	20-30-6
57	2/16	@BUFFALO	2-6 L	20-31-6
58	2/18	DALLAS	3-1 W	21-31-6
59	2/20	VANCOUVER	1-6 L	21-31-6
60	2/23	@TAMPA BAY	3-4 L	21-32-6
61	2/25	@FLORIDA	2-2 T	21-32-7
62	2/28	@HARTFORD	3-2 W	22-32-7
63	3/1	@TORONTO	2-3 L	22-33-7
64	3/3	@N.Y. RANGERS	4-5 L*	22-34-7
65	3/6	OTTAWA	2-0 W	23-35-7
66	3/9	N.Y. RANGERS	1-2 L	23-36-7
67	3/11	ST. LOUIS	3-4 L	23-37-7
68	3/14	PHOENIX	1-4 L	23-38-7
69	3/15	DETROIT	4-7 L	23-39-7
70	3/19	@CALGARY	2-4 L	23-40-7
71	3/20	@VANCOUVER	2-1 W	24-40-7
72	3/22	@LOS ANGELES	1-2 L	24-41-7
73	3/24	EDMONTON	1-5 L	24-42-7
74	3/26	TORONTO	1-2 L	24-43-7
75	3/28	EDMONTON	4-3 W	25-43-7
76	4/1	@PHOENIX	1-7 L	25-44-7
77	4/2	ANAHEIM	5-5 T	25-44-8
78	4/4	COLORADO	7-6 W*	26-44-8
79	4/7	VANCOUVER	2-3 L	26-45-8
80	4/9	@COLORADO	4-1 W	27-45-8
81	4/11	ANAHEIM	3-4 L	27-46-8
82	4/12	@LOS ANGELES	1-4 L	27-47-8

* — OVERTIME



1995-96 SEASON REVIEW

SEASON HIGHLIGHTS

- **RW Owen Nolan** represented the Sharks at the 1995-96 NHL All-Star Game in Boston on Jan. 20, 1996.
- Rookie **C Alexei Yegorov** became the first Sharks player to record a hat trick in the first game which he has ever scored a goal, accomplishing the feat in Calgary on Feb. 20, 1996.
- On the third goal of his hat trick on Feb. 20, **Yegorov** also posted the 1,000th goal in Sharks history, assisted by **LW Viktor Kozlov** and Nolan.
- **D Marcus Ragnarsson** was a leading candidate for the Calder Memorial Trophy, presented annually to the NHL's top rookie.
- Sharks sold out all 41 home games.
- Owner **George Gund** received the prestigious Lester Patrick Trophy, awarded for outstanding service and contributions to hockey in the United States. Gund was one of three (Milt Schmidt and Ken Morrow) who were honored on May 1, 1996.

MAJOR TRANSACTIONS

- Acquired **C Darren Turcotte** and a second round selection in the 1996 NHL Entry Draft from Winnipeg in exchange for C Craig Janney, March 18, 1996.
- Acquired a second and fourth round selection in the 1996 NHL Entry Draft from Florida in exchange for RW Ray Sheppard, March 16, 1996.
- Named **Jim Wiley** head coach and announced dismissal of Head Coach Kevin Constantine, Dec. 2, 1995.
- Acquired **D Doug Bodger** from Buffalo in exchange for LW Vaclav Varada, rights to RW Martin Spahnel, Philadelphia's fourth round pick in 1996 NHL Entry Draft and one of Philadelphia's two first round selections in the 1996 NHL Entry Draft, Nov. 16, 1995.
- Acquired one of Philadelphia's two first round selections in 1996 NHL Entry Draft, Philadelphia's fourth round pick in 1996 NHL Entry Draft and rights to RW Martin Spahnel in exchange for RW Pat Falloon, Nov. 16, 1995.
- Acquired **RW Owen Nolan** from Colorado in exchange for D Sandis Ozolinsh, Oct. 26, 1995.
- Acquired **RW Ray Sheppard** from Detroit in exchange for C Igor Larionov, Oct. 24, 1995.

PACIFIC DIVISION

	GP	W	L	T	GF	GA	PTS	P/PCT
COLORADO (2)	82	47	25	10	326	240	104	.634
CALGARY (6)	82	34	37	11	241	240	79	.482
VANCOUVER (7)	82	32	35	15	278	278	79	.482
ANAHEIM (9)	82	35	39	8	234	247	78	.476
EDMONTON (10)	82	30	44	8	240	304	68	.415
LOS ANGELES (12)	82	24	40	18	256	302	66	.402
SAN JOSE (13)	82	20	55	7	252	357	47	.287

FINAL STATISTICS

P	NO	PLAYER	GP	G	A	PTS	PIM
R	11	OWEN NOLAN	(COL) 72	4	4	8	9
		(SJ) 81	29	32	61	137	
		(TOTAL) 71	13	36	69	146	
C	29	CRAIG JANNEY	71	13	49	62	26
L	39	JEFF FRISEN	79	15	31	46	42
R	26	RAY SHEPPARD	51	27	19	46	10
C	9	DARREN TURCOTTE	(WPG) 59	16	16	32	26
		(SJ) 9	6	5	11	4	
		(TOTAL) 68	22	21	43	30	
R/L	8	KEVIN MILLER	68	22	20	42	41
C	14	RAY WHITNEY	60	17	24	41	16
D	33	*MARCUS RAGNARSSON	71	8	31	39	42
C	13	JAMIE BAKER	77	16	17	33	79
R	22	ULF DAHLEN	59	16	12	28	27
D	3	DOUG BODGER	(BUF) 16	0	5	5	18
		(SJ) 57	4	19	23	50	
		(TOTAL) 73	4	24	28	68	
R	18	CHRIS TANCILL	45	7	16	23	20
D	42	SHEAN DONOVAN	74	13	8	21	39
D	38	MICHAEL SYKORA	79	4	16	20	54
D	34	YVES RACINE	(MTL) 25	0	3	3	26
		(SJ) 32	1	16	17	28	
		(TOTAL) 57	1	19	20	54	
L	25	*VIKTOR KOZLOV	62	6	13	19	6
R	36	JEFF ODGERS	78	12	4	16	192
L	23	ANDRE NAZAROV	42	7	7	14	62
L	37	VILLE PELTONEN	31	2	11	13	14
R	43	*JAN CALDUIN	11	8	3	11	0
C	16	*DODDY WOOD	32	3	6	9	138
D	4	JAY MORE	74	2	7	9	147
D	44	VLASTIMIL KROUPA	27	1	7	8	18
D	2	JIM KYTE	57	1	7	8	146
D	40	MIKE RATHJUE	27	0	7	7	14
C	48	ALEXEI YEGOROV	9	3	3	6	2
D	41	TOM PEDERSON	60	1	4	5	40
G	30	CHRIS TERRERI	(NJ) 4	0	0	0	0
		(SJ) 46	0	5	5	4	
		(TOTAL) 50	0	5	5	4	
R	21	DAVE BROWN	37	3	1	4	46
D	6	SANDIS OZOLINSH	7	1	3	4	4
R	17	PAT FALLON	9	3	0	3	4
C	8	IGOR LARIONOV	4	1	0	2	0
D	28	SERGEI BAUTIN	1	0	0	0	2
G	29	*GEOFF SARJEANT	4	0	0	0	2
G	32	ARTURS IRBE	22	0	0	0	4
G	31	WADE FLAHERTY	24	0	0	0	4

GOALTENDERS

NO	GOALTENDER	GP	MINS	AVG	W	L	T	SO	GA
30	CHRIS TERRERI (SJ)	46	2516	3.70	13	29	1	0	155
	(NJ) 4	210	2.57	3	0	0	0	0	9
	(ITL) 50	2726	3.61	16	29	1	0	0	164
32	ARTURS IRBE	22	1112	4.59	4	12	1	0	85
31	WADE FLAHERTY	24	1137	4.85	3	12	1	0	82
29	"GEOFF SARJEANT	4	171	4.91	0	2	1	0	140
TOTALS		82	4959	4.32	20	55	7	0	357

* — ROOKIE

GAME-BY-GAME RESULTS

GA	DATE	OPPONENT	RESULT	RECORD
1	10/7	CHICAGO	3-4 L	0-1-0
2	10/12	BOSTON	6-6 T	0-1-1
3	10/14	VANCOUVER	6-7 L	0-2-1
4	10/17	@ TORONTO	2-7 L	0-3-1
5	10/19	@ WINNIPEG	3-3 T	0-3-2
6	10/22	@ EDMONTON	1-1 T	0-3-3
7	10/25	WINNIPEG	1-6 L	0-4-3
8	10/28	DALLAS	3-4 L	0-5-3
9	10/30	@ VANCOUVER	3-4 L	0-6-3
10	10/31	N.Y. RANGERS	3-5 L	0-7-3
11	11/2	NEW JERSEY	3-3 T	0-7-4
12	11/4	ST. LOUIS	7-3 W	1-7-4
13	11/7	@ HARTFORD	3-7 L	1-8-4
14	11/8	@ BUFFALO	2-7 L	1-9-4
15	11/10	PITTSBURGH	1-9 L	1-10-4
16	11/11	DETROIT	2-5 L	1-11-4
17	11/14	N.Y. ISLANDERS	3-5 L	1-12-4
18	11/16	@ ST. LOUIS	1-3 L	1-13-4
19	11/17	@ DALLAS	1-2 L	1-14-4
20	11/19	@ CHICAGO	3-2 W	2-14-4
21	11/21	@ WASHINGTON	2-3 L	2-15-4
22	11/22	@ DETROIT	2-5 L	2-16-4
23	11/25	VANCOUVER	7-2 W	3-16-4
24	11/29	CALGARY	3-5 L	3-17-4
25	12/1	@ VANCOUVER	2-7 L	3-18-4
26	12/2	WASHINGTON	5-3 W	4-18-4
27	12/5	@ COLORADO	2-12 L	4-19-4
28	12/7	WINNIPEG	5-3 W	5-19-4
29	12/9	EDMONTON	2-4 L	5-20-4
30	12/12	OTTAWA	2-1 W	6-20-4
31	12/14	TORONTO	1-4 L	6-21-4
32	12/16	@ ST. LOUIS	2-3 L	6-22-4
33	12/17	@ DALLAS	2-4 L	6-23-4
34	12/19	@ ANAHEIM	7-4 W	7-23-4
35	12/22	LOS ANGELES	4-3 W	8-23-4
36	12/26	COLORADO	1-5 L	8-24-4
37	12/29	@ ANAHEIM	2-4 L	8-25-4
38	1/3	PHILADELPHIA	1-3 L	8-26-4
39	1/5	LOS ANGELES	2-5 L	8-27-4
40	1/6	@ LOS ANGELES	5-7 L	8-28-4
41	1/8	FLORIDA	2-12 L	8-29-4
42	1/10	@ N.Y. RANGERS	4-7 L	8-30-4
43	1/11	@ NEW JERSEY	2-1 W	9-30-4
44	1/13	@ PITTSBURGH	10-8 W	10-30-4
45	1/16	@ FLORIDA	1-4 L	10-31-4
46	1/17	@ TAMPA BAY	4-6 L	10-32-4
47	1/24	@ DETROIT	2-4 L	10-33-4
48	1/25	@ CHICAGO	1-2 L	10-34-4
49	1/27	COLORADO	3-4 L*	10-35-4
50	1/30	HARTFORD	8-2 W	11-35-4
51	2/1	LOS ANGELES	6-6 T	11-35-5
52	2/3	CHICAGO	1-4 L	11-36-5
53	2/5	TORONTO	6-4 W	12-36-5
54	2/10	@ LOS ANGELES	6-1 W	13-36-5
55	2/12	@ MONTREAL	0-3 L	13-37-5
56	2/14	@ TORONTO	3-4 L	13-38-5
57	2/15	@ OTTAWA	2-2 T	13-38-6
58	2/17	@ N.Y. ISLANDERS	2-4 L	13-39-6
59	2/20	@ CALGARY	3-5 L	13-40-6
60	2/23	@ VANCOUVER	1-3 L	13-41-6
61	2/25	@ ANAHEIM	3-4 L	13-42-6
62	2/26	MONTREAL	7-4 W	14-42-6
63	3/1	TAMPA BAY	3-7 L	14-43-6
64	3/3	CALGARY	1-5 L	14-44-6
65	3/5	@ COLORADO	5-3 W	15-44-6
66	3/6	DALLAS	1-2 L	15-45-6
67	3/8	@ EDMONTON	2-4 L	15-46-6
68	3/10	BUFFALO	6-4 W	16-46-6
69	3/13	EDMONTON	3-8 L	16-47-6
70	3/15	ST. LOUIS	2-4 L	16-48-6
71	3/17	@ PHILADELPHIA	2-8 L	16-49-6
72	3/18	@ BOSTON	3-3 T	16-49-7
73	3/20	@ WINNIPEG	7-1 W	17-49-7
74	3/22	@ CALGARY	2-1 W*	18-49-7
75	3/28	COLORADO	3-8 L	18-50-7
76	3/31	ANAHEIM	6-4 L	18-51-7
77	4/2	DETROIT	2-3 W	19-51-7
78	4/4	EDMONTON	5-3 W	20-51-7
79	4/6	@ COLORADO	1-2 L	20-52-7
80	4/7	ANAHEIM	3-5 L	20-53-7
81	4/10	@ LOS ANGELES	2-6 L	20-54-7
82	4/12	CALGARY	0-6 L	20-55-7

* — OVERTIME

1994-95 SEASON REVIEW

SEASON HIGHLIGHTS

- NHL season postponed from October 1994-January 1995 due to labor strife.
- San Jose opened the shortened season by winning five of their first six games.
- Sharks qualified for the playoffs as the Western Conference's No. 7 seed. They advanced to the Western Conference Semifinals for the second consecutive season after stunning Calgary in a dramatic double overtime Game Seven thriller.

MAJOR TRANSACTIONS

- Acquired a 1995 sixth round selection from Florida in exchange for LW Gaetan Duchesne, April 7, 1995.
- Acquired RW **Kevin Miller** from St. Louis in exchange for C Todd Elik, March 30, 1995.
- Acquired C **Craig Janney** and other considerations from St. Louis in exchange for D Jeff Norton, a fourth round selection in 1997 and future considerations, March 6, 1995.
- Acquired a 1998 fifth round selection and future considerations from Florida in exchange for LW Johan Garpenlov, March 3, 1995.
- Acquired a 1995 fifth round selection from Detroit in exchange for LW Bob Errey, Feb. 27, 1995.
- Acquired a 1997 fourth round selection from Chicago in exchange for G Jimmy Waite, Feb. 6, 1995.

PACIFIC DIVISION

	GP	W	L	T	GF	GA	PTS	P/PT
CALGARY (3)	48	24	17	7	163	135	55	.573
VANCOUVER (6)	48	18	18	12	153	148	48	.500
SAN JOSE (7)	48	19	25	4	129	161	42	.438
LOS ANGELES (9)	48	16	23	9	142	174	41	.427
EDMONTON (11)	48	17	27	4	136	183	38	.396
ANAHEIM (12)	48	16	27	5	125	164	37	.385

FINAL STATISTICS

P	NO	PLAYER	GP	G	A	PTS	PIM
R	22	ULF DAHLEN	46	11	23	34	11
C	15	CRAIG JANNEY (STL)	8	2	5	7	0
		(S.J.)	27	5	15	20	10
		(TOTAL)	35	7	20	27	10
L	39	*JEFF FRIESEN	48	15	10	25	14
C	14	RAY WHITNEY	39	13	12	25	14
D	6	SANDIS OZOLINSH	48	9	16	25	30
R	24	SERGEI MAKAROV	43	10	14	24	40
C	7	IGOR LARIONOV	33	4	20	24	14
R	8	KEVIN MILLER (STL)	15	2	5	7	0
		(S.J.)	21	6	7	13	13
		(TOTAL)	36	8	12	20	13
R	17	PAT FALLOON	46	12	7	19	25
C	27	TODD ELIK	22	7	10	17	18
D	41	TOM PEDERSON	47	5	11	16	31
R	18	CHRIS TANGILL	26	3	11	14	10
C	13	JAMIE BAKER	43	7	4	11	22
D	8	JEFF NORTON	20	1	9	10	39
D	40	MIKE RATHJE	42	2	7	9	29
L	11	GAETAN DUCHESNE	33	2	7	9	16
L	23	*ANDREI NAZAROV	26	3	5	8	94
R	36	JEFF ODGERS	48	4	3	7	117
D	2	JIM KYTE	18	2	5	7	33
D	4	JAY MORE	45	0	6	6	71
D	3	ILYA BYAKIN	13	0	5	5	14
D	38	*MICHAL SYKORA	16	0	4	4	10
L	12	BOB ERREY	13	2	2	4	27
C	9	VYACHESLAV BUTSAYEV	6	2	0	2	0
L	47	*VIKTOR KOZLOV	16	2	0	2	2
C	16	*DODY WOOD	9	1	1	2	29
D	26	VLASTIMIL KROUPA	14	0	2	2	16
D	44	SHAWN CROININ	29	0	2	2	61
L	10	JOHAN GARPENLOV	13	1	1	2	2
G	31	WADE FLAHERTY	18	0	1	1	0
R	42	*SHEAN DONOVAN	14	0	0	0	6
G	32	ARTURS IRBE	38	0	0	0	4

GOALTENDERS

NO	GOALTENDER	GP	MIN	AVG	W	L	T	SO	GA
31	WADE FLAHERTY	18	852	3.10	5	6	1	1	44
32	ARTURS IRBE	38	2043	3.26	14	19	3	4	111
	TOTALS	48	2904	3.33	19	25	4	5	161

* — ROOKIE

GAME-BY-GAME RESULTS

GA	DATE	OPPONENT	RESULT	RECORD
1	1/20	ST. LOUIS	2-5 L	0-1-0
2	1/21	TORONTO	3-2 W	1-1-0
3	1/25	WINNIPEG	4-0 W	2-1-0
4	1/28	DALLAS	3-2 W	3-1-0
5	1/30	CHICAGO	2-1 W	4-1-0
6	2/2	@ DALLAS	2-1 W	5-1-0
7	2/4	@ WINNIPEG	3-3 T	5-1-1
8	2/6	@ TORONTO	3-7 L	5-2-1
9	2/7	@ DETROIT	0-6 L	5-3-1
10	2/10	@ EDMONTON	1-5 L	5-4-1
11	2/11	@ VANCOUVER	1-1 T	5-4-2
12	2/15	VANCOUVER	3-1 W	6-4-2
13	2/17	@ LOS ANGELES	2-0 W	7-4-2
14	2/18	ANAHEIM	3-6 L	7-5-2
15	2/20	@ CHICAGO	2-3 L	7-6-2
16	2/22	@ ST. LOUIS	3-4 L	7-7-2
17	2/24	CALGARY	0-3 L	7-8-2
18	2/26	VANCOUVER	1-5 L	7-9-2
19	2/28	@ VANCOUVER	4-3 W	8-9-2
20	3/2	@ TORONTO	4-3 W	9-9-2
21	3/4	@ WINNIPEG	2-4 L	9-10-2
22	3/8	EDMONTON	2-5 L	9-11-2
--	3/10	DETROIT POSTPONED TO 4/5/95		
23	3/15	TORONTO	1-2 L	9-12-2
24	3/17	@ EDMONTON	3-5 L	9-13-2
25	3/19	@ CALGARY	5-3 W	10-13-2
26	3/21	CHICAGO	3-7 L	10-14-2
27	3/23	ANAHEIM	3-6 L	10-15-2
28	3/25	@ LOS ANGELES	3-1 W	11-15-2
29	3/26	LOS ANGELES	3-7 L	11-16-2
30	3/28	WINNIPEG	6-5 W*	12-16-2
31	3/31	@ ST. LOUIS	1-4 L	12-17-2
32	4/2	@ ANAHEIM	4-5 L	12-18-2
33	4/5	DETROIT	3-5 L	12-19-2
34	4/7	EDMONTON	5-0 W	13-19-2
35	4/9	@ EDMONTON	5-2 W	14-19-2
36	4/10	@ CALGARY	3-8 L	14-20-2
37	4/12	@ CHICAGO	3-2 W	15-20-2
38	4/13	@ DETROIT	0-3 L	15-21-2
39	4/16	LOS ANGELES	2-0 W	16-21-2
40	4/17	@ ANAHEIM	0-3 L	16-22-2
41	4/19	@ DALLAS	5-5 T	16-23-3
42	4/23	DETROIT	1-5 L	16-23-3
43	4/25	CALGARY	2-3 L	16-24-3
44	4/26	@ ANAHEIM	5-2 W	17-24-3
45	4/28	LOS ANGELES	4-0 W	18-24-3
46	4/30	ST. LOUIS	3-4 L	18-25-3
47	5/1	DALLAS	3-1 W	19-25-3
48	5/3	VANCOUVER	3-3 T	19-25-4

* — OVERTIME



1993-94 SEASON REVIEW

SEASON HIGHLIGHTS

- Sharks finished 33-35-16 (82 points) and make first playoff appearance in club history. This marks the greatest single-season turnaround in NHL history — 58 points better than 1992-93's output of 24 points (11-71-2).
- G **Arturs Irbe** and D **Sandis Ozolinsh** participated in the NHL All-Star Game at New York's Madison Square Garden.
- Team recorded nine-game unbeaten streak (7-0-2).
- Rookie Head Coach **Kevin Constantine** finishes second in voting for Jack Adams Award (NHL Coach of the Year).
- Irbe** sets NHL record for most minutes played in a season (4,412).
- Team upsets first-seed Detroit in opening round of Stanley Cup Playoffs before falling to Toronto in seven games.
- RW **Sergei Makarov** becomes the first 30-goal scorer in franchise history.

MAJOR TRANSACTIONS

- Acquired D **Jeff Norton** from N.Y. Islanders in exchange for 1994 a third round draft pick on June 20, 1993.
- Acquired LW **Gaetan Duchesne** from Dallas in exchange for 1994 a sixth round draft pick on June 20, 1993.
- Acquired RW **Ulf Dahlen** from Dallas in exchange for D Doug Zmolek and D Mike Lalor on March 19, 1994.
- Acquired C **Todd Elik** off waivers from Edmonton on Oct. 26, 1993.
- Signed free agents C **Jamie Baker** on Aug. 18, 1993 and LW **Bob Errey** on Aug. 17, 1993.

PACIFIC DIVISION

	GP	W	L	T	GF	GA	PTS
CALGARY (4)	84	42	29	13	302	256	97
VANCOUVER (7)	84	41	40	3	279	276	85
SAN JOSE (8)	84	33	35	16	252	265	82
ANAHEIM (9)	84	33	46	5	229	251	71
LOS ANGELES (10)	84	27	45	12	294	322	66
EDMONTON (11)	84	25	45	14	261	305	64

FINAL STATISTICS

P	NO	PLAYER	GP	G	A	PTS	PIM
R	22	ULF DAHLEN (DAL)	65	19	38	57	10
		(SJ)	13	6	6	12	0
		(TOTAL)	78	25	44	69	10
R	24	SERGEI MAKAROV	80	30	38	68	78
C	27	TODD ELIK (EDM)	4	0	0	0	6
		(SJ)	75	25	41	66	89
		(TOTAL)	79	25	41	66	95
D	6	SANDIS OZOLINSH	81	26	38	64	24
C	7	IGOR LARIONOV	60	18	38	56	40
R	17	PAT FALLOON	83	22	31	53	18
L	10	JOHAN GARPENLOV	80	18	35	53	28
L	14	RAY WHITNEY	61	14	26	40	14
D	8	JEFF NORTON	64	7	33	40	36
R	37	ROB GAUDREAU	84	15	20	35	28
L	12	BOB ERREY	64	12	18	30	126
L	11	GAETAN DUCHESNE	84	12	18	30	28
D	41	TOM PEDERSON	74	6	19	25	31
C	9	V. BOTSAREV (PHI)	47	12	9	21	58
		(SJ)	12	0	2	2	10
		(TOTAL)	59	12	11	23	68
R	36	JEFF ODGERS	81	13	8	21	222
C	13	JAMIE BAKER	65	12	5	17	38
D	40	"MIKE RATHJE	47	1	9	10	59
C	33	DALE CRAIGWELL	58	3	6	9	16
D	4	JAY MORE	49	1	6	7	63
D	38	"MICHAL SYKORA	22	1	4	5	14
L	50	JAROSLAV OTEVREL	9	3	2	5	2
C	47	MIKE SULLIVAN	26	2	2	4	4
D	19	DOUG ZMOLEK	68	0	4	4	122
C	20	KIP MILLER	11	2	2	4	6
D	26	"VLASTIMIL KROUPA	27	1	3	4	20
D	2	ROB ZETTLER	42	0	3	3	65
D	44	SHAWN CRONIN	34	0	2	2	76
D	32	ARTURS IRBE	74	0	2	2	16
G	5	MIKE LALOR	23	0	2	2	8
C	43	JEFF MCLEAN	6	1	0	1	0
C	9	GARY EMMONS	3	1	0	1	0
C	27	DAVE CAPIUANO	4	0	1	1	0
L	23	"ANDRIE NAZAROV	1	0	0	0	0
L	25	DAVE MALEY	19	0	0	0	30
R	15	DAVID BRUCE	2	0	0	0	0
G	29	JIM WAITE	15	0	0	0	6

GOALTENDERS

NO	GOALTENDER	GP	MINS	AVG	W	L	T	SO	GA
32	ARTURS IRBE	74	4412	2.84	30	28	16	3	209
29	JIM WAITE	15	697	4.30	3	7	0	0	50
TOTALS	84	5125	3.10	33	35	16	3	265	

* — ROOKIE

GAME-BY-GAME RESULTS

GA	DATE	OPPONENT	RESULT	RECORD
1	10/06	@ EDMONTON	2-3 L	0-1-0
2	10/07	@ CALGARY	2-6 L	0-2-0
3	10/10	@ LOS ANGELES	2-5 L	0-3-0
4	10/14	CALGARY	1-2 L	0-4-0
5	10/16	BOSTON	1-1 T	0-4-1
6	10/19	ST. LOUIS	1-4 L	0-5-1
7	10/21	ST. LOUIS (@ SAC.)	2-5 L	0-6-1
8	10/23	VANCOUVER	4-6 L	0-7-1
9	10/24	@ VANCOUVER	2-3 L	0-8-1
10	10/26	EDMONTON	3-1 W	1-8-1
11	10/28	ANAHEIM	4-3 W	2-8-1
12	10/30	WASHINGTON	2-4 L	2-9-1
13	10/31	@ ANAHEIM	2-1 W*	3-9-1
14	11/2	PITTSBURGH	3-3 T	3-9-2
15	11/5	DALLAS	4-2 W	4-9-2
16	11/7	NEW JERSEY	1-2 L	4-10-2
17	11/9	TORONTO	2-2 T	4-10-3
18	11/11	@ DALLAS	0-4 L	4-11-3
19	11/13	@ NEW JERSEY	4-2 W	5-11-3
20	11/14	@ N.Y. RANGERS	3-3 T	5-11-4
21	11/16	@ WASHINGTON	2-1 W	6-11-4
22	11/18	@ BOSTON	1-3 L	6-12-4
23	11/20	@ HARTFORD	3-2 W	7-12-4
24	11/21	@ BUFFALO	5-6 L	7-13-4
25	11/23	DETROIT	6-4 W	8-13-4
26	11/26	@ ANAHEIM	4-3 W	9-13-4
27	11/27	ANAHEIM	1-0 W	10-13-4
28	12/3	WINNIPEG	3-3 T	10-13-5
29	12/5	FLORIDA	2-1 W	11-13-5
30	12/7	TAMPA BAY	1-3 L	11-14-5
31	12/11	@ DETROIT	3-5 L	11-15-5
32	12/12	@ CHICAGO	1-2 L	11-16-5
33	12/15	ST. LOUIS	1-3 L	11-17-5
34	12/17	@ EDMONTON	2-4 L	11-18-5
35	12/19	@ QUEBEC	5-7 L	11-19-5
36	12/22	@ TORONTO	2-2 T	11-19-6
37	12/23	@ CHICAGO	3-5 L	11-20-6
38	12/28	CALGARY	3-3 T	11-20-7
39	12/31	@ VANCOUVER	3-2 W	12-20-7
40	1/2/94	@ EDMONTON	4-4 T	12-20-8
41	1/4	MONTREAL	2-2 T	12-20-9
42	1/6	DETROIT	3-10 L	12-21-9
43	1/11	LOS ANGELES	2-2 T	12-21-10
44	1/12	@ ANAHEIM	5-2 W	13-21-10
45	1/15	HARTFORD	8-2 W	14-21-10
46	1/17	CALGARY	3-2 W	15-21-10
47	1/25	N.Y. RANGERS	3-8 L	15-22-10
48	1/28	@ FLORIDA	3-3 T	15-22-11
49	1/29	@ TAMPA BAY	2-1 W	16-22-11
50	2/1	@ N.Y. ISLANDERS	4-5 L	16-23-11
51	2/3	@ PHILADELPHIA	3-2 W*	17-23-11
52	2/5	@ ST. LOUIS	3-4 L	17-24-11
53	2/6	@ DALLAS	7-1 W	18-24-11
54	2/8	CHICAGO (@ SAC.)	4-3 W	19-24-11
55	2/11	CHICAGO	4-3 W	20-24-11
56	2/13	CHICAGO	1-0 W	21-24-11
57	2/15	PHILADELPHIA	4-6 L	21-25-11
58	2/17	QUEBEC	2-8 L	21-26-11
59	2/19	LOS ANGELES	4-3 W	22-26-11
60	2/21	DALLAS	3-6 L	22-27-11
61	2/23	@ MONTREAL	1-3 L	22-28-11
62	2/24	@ OTTAWA	4-6 L	22-29-11
63	2/26	@ DETROIT	0-2 L	22-30-11
64	2/28	@ WINNIPEG	3-3 T	22-30-12
65	3/3	EDMONTON	4-2 W	23-30-12
66	3/6	ANAHEIM	6-0 W	24-30-12
67	3/8	BUFFALO	4-4 T	24-30-13
68	3/10	N.Y. ISLANDERS	4-3 W	25-30-13
69	3/12	@ CALGARY	0-2 L	25-31-13
70	3/17	OTTAWA	1-2 L	25-32-13
71	3/19	@ LOS ANGELES	1-2 L	25-33-13
72	3/20	LOS ANGELES	6-6 T	25-33-14
73	3/22	@ PITTSBURGH	2-2 T	25-33-15
74	3/24	@ TORONTO	2-1 W	26-33-15
75	3/25	@ WINNIPEG	8-3 W	27-33-15
76	3/27	@ ST. LOUIS	4-3 W	28-33-15
77	3/29	WINNIPEG	9-4 W	29-33-15
78	3/31	TORONTO	5-3 W	30-33-15
79	4/2	VANCOUVER	7-4 W	31-33-15
80	4/5	@ LOS ANGELES	2-1 W	32-33-15
81	4/7	@ VANCOUVER	2-3 L	32-34-15
82	4/8	@ CALGARY	2-5 L	32-35-15
83	4/10	VANCOUVER	3-1 W	33-35-15
84	4/13	EDMONTON	2-2 T	33-35-16

* — OVERTIME

1992-93 SEASON REVIEW

SEASON HIGHLIGHTS

- **G Arturs Irbe** records first shutout in team history. He blanks the Kings, 6-0, at the Cow Palace on Nov. 17.
- **RW Rob Gaudreau** scores 19 points (14-5=19) from Dec. 3-29 and is named NHL's December Rookie of the Month — the Sharks first League-wide award.
- **Gaudreau** recorded the first Sharks hat trick on Dec. 3 vs. Hartford.
- **C Kelly Kisio** represented San Jose at the NHL All-Star Game in Montreal, posting a goal and an assist for the Campbell Conference team.
- Sharks tied the NHL record for most consecutive losses (17) from Jan. 4 through Feb. 12.
- Sharks played last regular season game at the Cow Palace on April 10 vs. Los Angeles before moving to San Jose Arena for 1993-94.
- Sharks finished the season 11-71-2, establishing NHL record for most losses in single season.

MAJOR TRANSACTIONS

- Acquired LW **Michel Picard** from Hartford in exchange for future considerations on Oct. 9, 1992.
- Traded LW **Yvon Corriveau** to Hartford in exchange for future considerations originally acquired in Oct. 9, 1992 deal with Whalers (LW **Michel Picard**) on Jan. 21, 1993.
- Acquired LW **Yvon Corriveau** from Washington and C **Igor Larionov** from Vancouver in NHL Waiver Draft on Oct. 4, 1992.

SMYTHE DIVISION

	GP	W	L	T	GF	GA	PTS
VANCOUVER	84	46	29	9	346	278	101
CALGARY	84	43	30	11	322	282	97
LOS ANGELES	84	39	35	10	338	340	88
WINNIPEG	84	40	37	7	322	320	87
EDMONTON	84	26	50	8	242	337	60
SAN JOSE	84	11	71	2	218	414	24

FINAL STATISTICS

P	C	NO	PLAYER	GP	G	A	PTS	PIM
1			KELLY KISIO	78	26	52	78	90
10			JOHAN GARPENLOV	79	22	44	66	56
37			*ROB GAUDREAU	59	23	20	43	18
12			DEAN EVASON	84	12	19	31	132
17			PAT FALLOON	41	14	14	28	12
36			JEFF ODGERS	66	12	15	27	253
6			*SANDIS OZOLINS	37	7	16	23	40
39			*ED COURTENAY	39	7	13	20	10
41			*TOM PEDERSON	44	7	13	20	31
24			DOUG WILSON	42	3	17	20	40
18			MARK PEDERSON	14	3	6	7	6
			(SJ)	27	7	3	10	22
			(TOTAL)	41	10	7	17	28
20			JOHN CARTER	55	7	9	16	81
19			*DOUG ZMOLEK	84	5	10	15	229
47			MIKE SULLIVAN	81	6	8	14	30
3			DAVID WILLIAMS	40	1	11	12	49
4			JAY MORE	73	5	6	11	179
14			*RAY WHITNEY	26	4	6	10	4
9			BRIAN LAWTON	21	2	8	10	14
11			YVON CORRIVEAU	20	3	7	10	0
14			DAVE SNUGERUD	25	4	5	9	14
25			DAVID MALEY	13	1	1	2	29
			(EDM)	43	1	6	7	126
			(TOTAL)	56	2	7	9	155
27			HUBIE MCDONOUGH	30	6	2	8	6
21			PETER AHOLA	8	1	1	2	6
			(PIT)	22	0	1	1	14
			(SJ)	20	2	3	5	16
			(TOTAL)	50	3	5	8	36
8			LARRY DEPALMA	20	2	6	8	41
5			NEIL WILKINSON	59	1	7	8	96
26			PETRI SKIRKO	17	4	3	7	6
16			PERRY BEREZAN	28	3	4	7	28
28			*J-FRANCOIS QUINTIN	14	2	5	7	4
2			ROB ZETTLER	80	0	7	7	150
26			ROBIN BAWA	42	5	0	5	47
22			LYNDON BYERS	18	4	1	5	122
15			DAVID BRUCE	17	2	3	5	33
44			MICHEL PICARD	25	4	0	4	24
33			DALE CRAIGSWELL	3	8	1	4	4
9			JON MORRIS	2	0	0	0	0
			(NJ)	13	0	3	3	6
			(TOTAL)	15	0	3	3	6
45			*DODY WOOD	13	1	1	2	71
42			*JAROSLAV OTEVREL	7	0	2	2	0
29			DEAN KOLSTAD	10	0	2	2	12
40			*MARK BEAUFAIT	5	1	0	1	0
45			*CLAUDIO SCREMINI	4	0	1	1	4
38			PAT MACLEOD	13	0	1	1	10
1			BRIAN HAYWARD	18	0	1	1	2
30			JEFF HACKETT	36	0	1	1	4
31			*WADE FLAHERTY	1	0	0	0	0
7			MIKHAIL KRAVETS	1	0	0	0	0
32			*ARTURS IRBE	36	0	0	0	10

GOALTENDERS

NO	GOALTENDER	GP	MIN	AVG	W	L	T	SO	GA
32	*ARTURS IRBE	36	2074	4.11	7	26	0	1	142
31	*WADE FLAHERTY	1	60	5.00	0	1	0	0	5
30	JEFF HACKETT	36	2000	5.28	2	30	1	0	176
1	BRIAN HAYWARD	18	930	5.55	2	14	1	0	86
TOTALS	84	5077	4.89	11	71	2	1	414	

* — ROOKIE

GAME-BY-GAME RESULTS

GA	DATE	OPPONENT	RESULT	RECORD
1	10/8	WINNIPEG	4-3 W*	1-0-0
2	10/10	DETROIT	3-6 L	1-1-0
3	10/12	@ LOS ANGELES	1-2 L	1-2-0
4	10/15	BOSTON	2-8 L	1-3-0
5	10/17	CALGARY	2-6 L	1-4-0
6	10/21	@ MONTREAL	4-8 L	1-5-0
7	10/23	@ BUFFALO	4-5 L	1-6-0
8	10/24	@ TORONTO	1-5 L	1-7-0
9	10/26	@ ST. LOUIS	1-4 L	1-8-0
10	10/28	@ DETROIT	3-4 L	1-9-0
11	10/30	@ TAMPA BAY	2-1 W	2-9-0
12	11/1	@ CHICAGO	4-4 T	2-9-1
13	11/5	BUFFALO	7-5 W	3-9-1
14	11/7	NEW JERSEY	1-6 L	3-10-1
15	11/8	LOS ANGELES	4-11 L	3-11-1
16	11/10	@ VANCOUVER	2-6 L	3-12-1
17	11/12	EDMONTON	3-4 L	3-13-1
18	11/14	VANCOUVER	2-5 L	3-14-1
19	11/17	LOS ANGELES	6-0 W	4-14-1
20	11/19	TORONTO	0-2 L	4-15-1
21	11/21	CHICAGO	1-2 L	4-16-1
22	11/25	@ CALGARY	4-3 W*	5-16-1
23	11/27	@ WINNIPEG	2-3 L*	5-17-1
24	11/28	@ MINNESOTA	3-0 L	5-18-1
25	12/1	EDMONTON	1-3 L	5-19-1
26	12/3	HARTFORD	5-7 L	5-20-1
27	12/5	PITTSBURGH	4-9 L	5-21-1
28	12/9	@ VANCOUVER	3-8 L	5-22-1
29	12/10	ST. LOUIS	2-3 L	5-23-1
30	12/12	QUEBEC	7-8 L*	5-24-1
31	12/16	TAMPA BAY	4-5 L*	5-25-1
32	12/18	@ VANCOUVER	1-8 L	5-26-1
33	12/19	VANCOUVER	3-6 L	5-27-1
34	12/21	@ WINNIPEG	4-5 L	5-28-1
35	12/23	@ EDMONTON	2-4 L	5-29-1
36	12/26	LOS ANGELES	7-2 W	6-29-1
37	12/29	@ VANCOUVER	5-7 L	6-30-1
38	12/30	PHILADELPHIA	2-6 L	6-31-1
39	1/2	VANCOUVER	2-2 T	6-31-2
40	1/4	MONTREAL (@SAC)	1-4 L	6-32-2
41	1/5	MONTREAL	1-2 L	6-33-2
42	1/8	@ TORONTO	1-5 L	6-34-2
43	1/10	@ OTTAWA	2-3 L	6-35-2
44	1/12	@ WINNIPEG	1-4 L	6-36-2
45	1/15	@ DETROIT	3-6 L	6-37-2
46	1/16	@ QUEBEC	1-4 L	6-38-2
47	1/18	@ BOSTON	3-4 L	6-39-2
48	1/21	@ HARTFORD	2-4 L	6-40-2
49	1/23	@ TAMPA BAY	1-5 L	6-41-2
50	1/26	@ LOS ANGELES	1-7 L	6-42-2
51	1/29	CHICAGO	2-4 L	6-43-2
52	1/30	CALGARY	4-5 L	6-44-2
53	2/1	TAMPA BAY	4-5 L	6-45-2
54	2/3	MINNESOTA	3-7 L	6-46-2
55	2/10	@ CALGARY	1-13 L	6-47-2
56	2/12	@ EDMONTON	0-6 L	6-48-2
57	2/14	@ WINNIPEG	3-2 W	7-48-2
58	2/16	WASHINGTON	3-4 L	7-49-2
59	2/18	WINNIPEG	5-3 W	8-49-2
60	2/20	N.Y. RANGERS	4-6 L	8-50-2
61	2/22	NYR (@SAC)	0-4 L	8-51-2
62	2/23	CALGARY	3-6 L	8-52-2
63	2/25	TORONTO	0-5 L	8-53-2
64	2/27	@ CALGARY	4-5 L	8-54-2
65	2/28	@ EDMONTON	1-4 L	8-55-2
66	3/2	OTTAWA	3-2 W	9-55-2
67	3/7	EDMONTON	6-3 W	10-55-2
68	3/9	@ MINNESOTA	2-4 L	10-56-2
69	3/11	@ ST. LOUIS	2-5 L	10-57-2
70	3/14	DETROIT	1-4 L	10-58-2
71	3/16	N.Y. ISLANDERS	0-6 L	10-59-2
72	3/19	@ N.Y. RANGERS	1-8 L	10-60-2
73	3/21	@ WASHINGTON	3-5 L	10-61-2
74	3/23	@ PITTSBURGH	2-7 L	10-62-2
75	3/25	@ PHILADELPHIA	2-5 L	10-63-2
76	3/27	@ N.Y. ISLANDERS	3-7 L	10-64-2
77	3/29	@ NEW JERSEY	0-5 L	10-65-2
78	4/1	WINNIPEG	5-9 L	10-66-2
79	4/3	CALGARY	2-3 L*	10-67-2
80	4/4	CALGARY	3-4 L	10-68-2
81	4/6	EDMONTON	5-2 W	11-68-2
82	4/8	@ LOS ANGELES	1-2 L	11-69-2
83	4/10	LOS ANGELES	2-3 L*	11-70-2
84	4/15	@ CALGARY	3-7 L	11-71-2

* — OVERTIME



1991-92 SEASON REVIEW

SEASON HIGHLIGHTS

- Sharks record first-ever franchise victory in a 4-3 decision vs. Calgary on Oct. 8. C **Kelly Kisio** scored game-winner.
- Sharks record first road victory on Nov. 30 with 2-1 win at Calgary.
- D **Doug Wilson** becomes first Sharks player to represent San Jose in an NHL All-Star Game on Jan. 18.
- Sharks inaugural season interrupted from April 1-11 by first League-wide players strike.
- The Kansas City Blades, the Sharks International Hockey League development affiliate, capture the Turner Cup (IHL Championship) after recording professional hockey's best record in 1991-92 (56-22-4).

MAJOR TRANSACTIONS

- Acquired D **Doug Wilson** from Chicago in exchange for D Kerry Toporowski and a second round selection in 1992 NHL Entry Draft on Sept. 6, 1991.
- Acquired C **Dean Evason** from Hartford in exchange for D Dan Keczmer on Oct. 2, 1991.
- Acquired LW **Johan Garpenlov** from Detroit in exchange for D Bob McGill and eighth round selection in 1992 NHL Entry Draft (acquired earlier from Vancouver), March 10, 1992.

SMYTHE DIVISION

	GP	W	L	T	GF	GA	PTS
VANCOUVER	80	42	26	12	285	250	96
LOS ANGELES	80	35	31	14	287	296	84
EDMONTON	80	36	34	10	295	297	82
WINNIPEG	80	33	32	15	251	244	81
CALGARY	80	31	37	12	296	305	74
SAN JOSE	80	17	58	5	219	359	39

FINAL STATISTICS

P	NO	PLAYER	GP	G	A	PTS	PIM
R	17	*PAT FALLOON	79	25	34	59	16
L	19	BRIAN MULLEN	72	18	28	46	66
L	15	DAVID BRUCE	60	22	16	38	46
C	9	BRIAN LAWTON	59	15	22	37	42
C	11	KELLY KISIO	48	11	26	37	54
D	24	DOUG WILSON	49	9	19	28	26
C	3	*DAVID WILLIAMS	56	3	25	28	40
C	8	DEAN EVASON	74	11	15	26	99
R	7	WAYNE PRESLEY	47	8	14	22	76
C	16	PERRY BEREZAN	66	12	7	19	30
C	47	*MIKE SULLIVAN	64	8	11	19	15
D	5	NEIL WILKINSON	60	4	15	19	107
L	18	DAVE SNUGGERUD	55	3	15	18	36
		(SJ)	11	0	1	1	4
		(TOTAL)	66	3	16	19	40
D	4	*JAY MORE	46	4	13	17	85
L	14	STEVE BOZEK	58	8	8	16	27
C	33	*DALE CRAIGWELL	32	5	11	16	8
D	38	*PAT MACLEOD	37	5	11	16	4
L	22	PAUL FENTON	60	11	4	15	33
D	6	KEN HAMMOND	46	5	10	15	82
C	10	TONY HRKAC	22	2	10	12	4
L	10	JOHAN GARPENLOV	16	1	1	2	4
		(SJ)	12	5	6	11	4
		(TOTAL)	28	6	7	13	8
D	23	*LINK GAETZ	48	6	6	12	326
L	27	*PERRY ANDERSON	48	4	8	12	143
R	36	*JEFF ODGERS	61	7	4	11	217
D	2	ROB ZETTLER	74	1	8	9	99
L	37	DON BARBER	11	0	3	3	4
		(WPG)	12	0	0	0	0
		(QUE)	2	0	0	0	0
		(SJ)	12	1	3	4	2
		(TOTAL)	25	1	6	7	6
L	28	*J.F. QUINTIN	8	3	0	3	0
D	25	BOB MCGILL	62	3	1	4	70
C	43	*RAY WHITNEY	2	0	3	3	0
L	21	CRAIG COKE	10	2	0	2	19
D	13	*RICK LESSARD	8	0	2	2	8
G	30	JEFF HACKETT	42	0	2	2	16
L	22	MIKE MCHUGH	8	1	0	1	14
C	16	MARK PAVELICH	2	0	1	1	4
L	44	KEVIN EVANS	5	0	1	1	25
G	32	*ARTURS IRBE	13	0	1	1	0
D	34	*MICHAEL COLMAN	15	0	1	1	32
G	35	JARMO MYLLYS	27	0	1	1	2
R	26	*PETER LAPPIN	1	0	0	0	0
R	40	MIKHAIL KRAVETS	1	0	0	0	0
G	31	*WADE FLAHERTY	3	0	0	0	0
L	20	JOHN CARTER	4	0	0	0	0
R	39	*ED COURTNEY	5	0	0	0	0
G	1	BRIAN HAYWARD	7	0	0	0	14
D	45	*CLAUDIO SCREMIN	13	0	0	0	25

GOALTENDERS

NO	GOALTENDER	GP	MIN	AVG	W	L	T	SO	GA
30	JEFF HACKETT	42	2314	3.84	11	27	1	0	148
31	*WADE FLAHERTY	3	178	4.38	0	3	0	0	13
32	*ARTURS IRBE	13	645	4.47	2	6	3	0	48
1	BRIAN HAYWARD	7	305	4.92	0	1	4	0	25
35	JARMO MYLLYS	27	1374	5.02	3	18	1	0	115
TOTALS		80	4829	4.46	17	58	5	0	359

* — ROOKIE

GAME-BY-GAME RESULTS

GA	DATE	OPPONENT	RESULT	RECORD
1	10/4	@VANCOUVER	3-4 L	0-1-0
2	10/5	VANCOUVER	2-5 L	0-2-0
3	10/8	CALGARY	4-3 W	1-2-0
4	10/10	WINNIPEG	4-5 L	1-3-0
5	10/12	@ST. LOUIS	3-6 L	1-4-0
6	10/13	@CHICAGO	3-7 L	1-5-0
7	10/16	@LOS ANGELES	5-8 L	1-6-0
8	10/17	MINNESOTA	2-8 L	1-7-0
9	10/19	BOSTON	1-4 L	1-8-0
10	10/23	@HARTFORD	0-3 L	1-9-0
11	10/25	@BUFFALO	1-3 L	1-10-0
12	10/26	@NEW JERSEY	0-9 L	1-11-0
13	10/29	@N.Y. ISLANDERS	4-8 L	1-12-0
14	10/31	@PHILADELPHIA	2-5 L	1-13-0
15	11/2	@QUEBEC	3-6 L	1-14-0
16	11/4	@TORONTO	1-4 L	1-15-0
17	11/8	EDMONTON	6-2 W	2-15-0
18	11/9	N.Y. ISLANDERS	4-3 W	3-15-0
19	11/12	BUFFALO	1-7 L	3-16-0
20	11/14	DETROIT	3-3 T	3-16-1
21	11/16	@VANCOUVER	0-1 L	3-17-1
22	11/19	LOS ANGELES	2-3 L*	3-18-1
23	11/22	TORONTO	1-3 L	3-19-1
24	11/23	@LOS ANGELES	4-6 L	3-20-1
25	11/26	VANCOUVER	4-1 W	4-20-1
26	11/29	@EDMONTON	4-4 T	4-20-2
27	11/30	CALGARY	2-1 W	5-20-2
28	12/3	LOS ANGELES	3-2 W*	6-20-2
29	12/5	PITTSBURGH	0-8 L	6-21-2
30	12/8	@ EDMONTON	1-3 L	6-22-2
31	12/10	WINNIPEG	3-3 T	6-22-3
32	12/12	EDMONTON	6-3 W	7-22-3
33	12/14	MINNESOTA	2-3 L	7-23-3
34	12/16	@ N.Y. RANGERS	3-4 L*	7-24-3
35	12/17	@ PITTSBURGH	2-10 L	7-25-3
36	12/19	@ ST. LOUIS	0-4 L	7-26-3
37	12/21	QUEBEC	4-1 W	8-26-3
38	12/26	@LOS ANGELES	3-5 L	8-27-3
39	12/28	VANCOUVER	2-3 L	8-28-3
40	1/3	PHILADELPHIA	3-1 W	9-28-3
41	1/4	MONTREAL	0-1 L*	9-29-3
42	1/7	@VANCOUVER	1-4 L	9-30-3
43	1/8	@CALGARY	3-10 L	9-31-3
44	1/11	@MINNESOTA	4-7 L	9-32-3
45	1/12	@WINNIPEG	4-3 W	10-32-3
46	1/14	@LOS ANGELES	3-3 T	10-32-4
47	1/21	@ EDMONTON	2-9 L	10-33-4
48	1/24	CALGARY	2-3 L	10-34-4
49	1/25	EDMONTON	5-2 W	11-34-4
50	1/28	N.Y. RANGERS	2-4 L	11-35-4
51	1/30	ST. LOUIS	2-4 L	11-36-4
52	2/2	@WINNIPEG	0-6 L	11-37-4
53	2/4	HARTFORD	6-5 W	12-37-4
54	2/5	CHICAGO	5-2 W	13-37-4
55	2/9	@WASHINGTON	2-6 L	13-38-4
56	2/12	@MONTREAL	1-6 L	13-39-4
57	2/14	@BUFFALO	6-7 L	13-40-4
58	2/15	@DETROIT	1-11 L	13-41-4
59	2/18	WASHINGTON	2-4 L	13-42-4
60	2/21	VANCOUVER	3-5 L	13-43-4
61	2/23	CALGARY	2-4 L	13-44-4
62	2/26	QUEBEC	7-4 W	14-44-4
63	2/28	MONTREAL	3-3 T	14-44-5
64	3/1	PHILADELPHIA	0-1 L	14-45-5
65	3/4	LOS ANGELES	3-4 L	14-46-5
66	3/6	PITTSBURGH	3-7 L	14-47-5
67	3/8	TORONTO	4-1 W	15-47-5
68	3/10	@ CHICAGO	1-5 L	15-48-5
69	3/11	@ WINNIPEG	0-3 L	15-49-5
70	3/14	NEW JERSEY	3-2 W	16-49-5
71	3/17	DETROIT	4-5 L	16-50-5
72	3/19	@ CALGARY	1-3 L	16-51-5
73	3/21	@ HARTFORD	5-4 W	17-51-5
74	3/23	@ BOSTON	6-7 L	17-52-5
75	3/24	@ NEW JERSEY	3-4 L	17-53-5
76	3/26	@ N.Y. ISLANDERS	4-7 L	17-54-5
77	3/29	@ WINNIPEG	5-6 L	17-55-5

PLAY SUSPENDED 4/1 THRU 4/11 BECAUSE OF NHL PLAYERS' ASSOCIATION STRIKE

78	4/12	@ EDMONTON	4-6 L	17-56-5
79	4/15	CALGARY	3-4 L	17-57-5
80	4/16	WINNIPEG	3-5 L	17-58-5

* — OVERTIME

PLAYOFFS





2013 NHL PLAYOFF SUMMARY

CONFERENCE QUARTERFINALS

EASTERN CONFERENCE

SERIES A – Pittsburgh defeated NY Islanders, 4-2

SERIES B – Ottawa defeated Montreal, 4-1

SERIES C – NY Rangers defeated Washington, 4-3

SERIES D – Boston defeated Toronto, 4-3

WESTERN CONFERENCE

SERIES E – Chicago defeated Minnesota, 4-1

SERIES F – Detroit defeated Anaheim, 4-3

SERIES G – SAN JOSE DEFEATED VANCOUVER, 4-0

SERIES H – Los Angeles defeated St. Louis, 4-2

CONFERENCE SEMIFINALS

EASTERN CONFERENCE

SERIES I – Pittsburgh defeated Ottawa, 4-1

SERIES J – Boston defeated NY Rangers, 4-1

WESTERN CONFERENCE

SERIES K – Chicago defeated Detroit, 4-3

SERIES L – LOS ANGELES DEFEATED SAN JOSE, 4-3

CONFERENCE FINALS

EASTERN CONFERENCE

SERIES M – Boston defeated Pittsburgh, 4-0

WESTERN CONFERENCE

SERIES N – Chicago defeated Los Angeles, 4-1

STANLEY CUP FINAL

SERIES O – Chicago defeated Boston, 4-2

SHARKS 2013 PLAYOFF STATISTICS

POS	NO	PLAYER	GP	ATOI	G	A	PTS	+/-	PIM	PP	SH	GW	OT	S	PCTG
C	8	JOE PAVELSKI	11	21:12	4	8	12	0	0	3	0	0	0	36	11.1
C	39	LOGAN COUTURE	11	20:31	5	6	11	-6	0	5	0	3	1	33	15.2
C	19	JOE THORNTON	11	20:16	2	8	10	5	2	1	0	0	0	25	8
L	12	PATRICK MARLEAU	11	21:17	5	3	8	0	2	1	0	1	1	41	12.2
D	22	DAN BOYLE	11	22:11	3	5	8	-3	2	1	0	1	0	26	11.5
D	88	BRENT BURNS	11	17:49	2	2	4	-1	8	0	0	0	0	31	6.5
D	27	SCOTT HANNAN	11	17:18	0	4	4	1	4	0	0	0	0	9	0
D	7	BRAD STUART	11	19:09	1	2	3	3	2	0	0	0	0	10	10
D	44	MARC-EDOUARD VLASIC	11	20:39	1	1	2	2	6	0	0	0	0	11	9.1
L	21	TJ GALIARDI	11	16:49	1	1	2	1	6	0	0	1	0	19	5.3
C	57	TOMMY WINGELS	11	13:53	0	2	2	1	6	0	0	0	0	20	0
C	23	SCOTT GOMEZ	9	15:01	0	2	2	0	6	0	0	0	0	12	0
L	13	RAFFI TORRES	5	17:41	1	0	1	-1	2	0	0	1	1	12	8.3
D	61	JUSTIN BRAUN	11	19:37	0	1	1	-1	0	0	0	0	0	14	0
D	52	MATT IRWIN*	11	17:47	0	1	1	-4	4	0	0	0	0	18	0
C	10	ANDREW DESJARDINS	11	10:57	0	0	0	1	6	0	0	0	0	9	0
C	15	JAMES SHEPPARD	11	10:28	0	0	0	-1	4	0	0	0	0	11	0
R	37	ADAM BURISH	6	10:14	0	0	0	0	4	0	0	0	0	9	0
C	38	BRACKEN KEARNS	7	7:36	0	0	0	-1	2	0	0	0	0	4	0
L	46	TIM KENNEDY	3	8:44	0	0	0	0	2	0	0	0	0	0	0
R	9	MARTIN HAVLAT	2	4:04	0	0	0	0	0	0	0	0	0	1	0
D	5	JASON DEMERS	1	3:47	0	0	0	0	2	0	0	0	0	0	0

NO	PLAYER	GP	MINS	GAA	W	L	EN	SO	GA	SA	SV%	G	A	PIM
31	ANTTI NIEMI	11	673	1.87	7	4	1	0	21	298	.930	0	1	0
S.J GOALTENDING TOTALS		11	673	1.87	7	4	1	0	21	298	.930	0	1	0

* — rookie

ALL-TIME SHARKS PLAYOFF SCORING

(CURRENT SHARKS PLAYERS IN BOLD)

RNK	POS	NO	PLAYER	GP	G	A	PTS	+/-	PIM	PP	SH	GW	OT	S	PCT	S/GM
1	L/C	12,14	Patrick Marleau	140	57	39	96	-11	65	21	4	14	3	379	15.0	2.7
2	C	19	Joe Thornton	90	16	63	79	-11	67	5	0	5	1	215	7.4	2.4
3	C	8	Joe Pavelski	74	24	26	50	6	30	11	0	7	3	240	10.0	3.2
4	L	29	Ryane Clowe	68	18	27	45	-3	97	5	0	1	0	157	11.5	2.3
5	D	22	Dan Boyle	55	11	33	44	-12	30	5	0	2	0	167	6.6	3.0
6	C	25	Vincent Damphousse	53	15	23	38	-6	68	5	3	3	0	119	12.6	2.2
7	R	14	Jonathan Cheechoo	58	16	19	35	8	32	3	0	3	0	158	10.1	2.7
8	C	18	Mike Ricci	59	14	19	33	8	26	4	0	2	0	77	18.2	1.3
9	C	39	Logan Couture	49	17	16	33	-4	6	6	0	4	1	134	12.7	2.7
10	R	11	Owen Nolan	40	15	12	27	-10	54	4	2	5	0	146	10.3	3.7
11	C	7	Igor Larionov	25	6	21	27	-5	12	0	0	0	0	46	13.0	1.8
12	R	16	Devin Setoguchi	48	14	10	24	-7	22	4	0	3	3	152	9.2	3.2
13	D	2,40	Mike Rathje	71	9	14	23	-14	45	7	0	0	0	61	14.8	0.9
14	R	15	Dany Heatley	32	5	17	22	-9	28	1	0	0	0	92	5.4	2.9
15	R	22	Ulf Dahlen	25	11	6	17	-16	0	6	0	2	1	55	20.0	2.2
16	D	27, 6, 22, 43	Scott Hannan	69	1	16	17	10	83	1	0	1	0	84	1.2	1.2
17	R	9	Milan Michalek	39	10	6	16	9	18	3	0	2	0	93	10.8	2.4
18	R	24	Sergei Makarov	25	11	5	16	-1	8	3	0	2	0	34	32.4	1.4
19	L	17	Scott Thornton	41	10	5	15	4	42	0	0	1	0	76	13.2	1.9
20	D	5,8	Jeff Norton	38	1	14	15	4	39	0	0	0	0	41	2.4	1.1
21	D	10,44	Christian Ehrhoff	38	2	13	15	2	40	1	0	1	0	68	2.9	1.8
22	C/L	19	Marco Sturm	38	6	9	15	-4	12	0	0	1	0	72	8.3	1.9
23	C/L	39,19	Jeff Friesen	34	5	10	15	-15	30	1	0	0	0	72	6.9	2.1
24	D	6	Sandis Ozolins	25	3	12	15	-10	14	1	0	0	0	38	7.9	1.5
25	L/R	15,94	Alexander Korolyuk	34	6	8	14	-2	18	2	0	2	0	62	9.7	1.8
26	D	7	Brad Stuart	57	4	10	14	-11	29	1	0	0	0	66	6.1	1.2
27	R	24	Niklas Sundstrom	30	1	11	12	1	10	0	0	0	0	31	3.2	1.0
28	L/C	14	Ray Whitney	25	4	8	12	-7	10	0	0	1	1	31	12.9	1.2
29	D	41	Tom Pederson	24	1	11	12	-20	10	0	1	0	0	48	2.1	2.0
30	C	17	Torrey Mitchell	55	2	9	11	-8	30	1	0	0	0	86	2.3	1.6
31	D	20	Gary Suter	25	2	9	11	-4	20	1	0	1	0	55	3.6	2.2
32	D	52	Craig Rivet	24	2	9	11	-3	34	1	0	0	0	38	5.3	1.6
33	D	44	Marc-Edouard Vlasic	79	1	10	11	1	18	0	0	0	0	71	1.4	0.9
34	D	41, 3	Douglas Murray	57	2	8	10	-10	46	0	0	0	0	64	3.1	1.1
35	D	4	Kyle McLaren	43	0	10	10	-3	30	0	0	0	0	26	0.0	0.6
36	R	37, 32	Stephane Matteau	35	2	8	10	-2	16	0	0	0	0	33	6.1	0.9
37	R	8	Teemu Selanne	18	5	5	10	-1	4	2	0	1	0	40	12.5	2.2
38	L	10	Johan Garpenlov	14	4	6	10	0	6	0	0	2	0	23	17.4	1.6
39	C	27	Todd Elik	14	5	5	10	-5	12	1	0	0	0	45	11.1	3.2
40	D	10,33	Marcus Ragnarsson	41	1	8	9	0	40	0	0	0	0	37	2.7	0.9
41	D	25	Matthew Carle	33	2	7	9	4	8	1	0	1	0	32	6.3	1.0
42	C	13	Jamie Baker	25	5	4	9	-8	42	0	0	2	0	33	15.2	1.3
43	D	9	Ian White	17	1	8	9	3	8	1	0	0	0	40	2.5	2.4
44	R	23	Nicholas Dimitrakos	15	1	8	9	2	8	0	0	1	1	22	4.5	1.5
45	C	57,11	Marcel Goc	37	3	5	8	3	8	0	0	1	0	38	7.9	1.0
46	D	5, 60	Jason Demers	32	3	5	8	-2	20	1	0	0	0	34	8.8	1.1
47	D	42	Tom Preissing	22	1	7	8	0	4	0	0	0	0	25	4.0	1.1
48	C	34	Patrick Rissmiller	30	3	4	7	-1	10	0	0	1	1	42	7.1	1.4
49	L	28	Nils Ekman	27	2	5	7	-4	16	1	0	0	0	53	3.8	2.0
50	R	17	Pat Falloon	25	4	3	7	-8	6	0	0	0	0	32	12.5	1.3
51	R	26	Steve Bernier	22	1	6	7	6	10	1	0	1	0	29	3.4	1.3
52	R	20	Kyle Wellwood	18	1	6	7	6	0	0	0	0	0	18	5.6	1.0
53	D	51	Brian Campbell	13	1	6	7	3	4	0	0	0	0	22	4.5	1.7



ALL-TIME SHARKS PLAYOFF SCORING

RNK	POS	NO	PLAYER	GP	G	A	PTS	+/-	PIM	PP	SH	GW	OT	S	PCT	S/GM
54	C	15	Craig Janney	11	3	4	7	-13	4	0	0	1	0	17	17.6	1.5
55	R/C	13,9	Todd Harvey	46	2	4	6	-2	30	1	0	0	0	35	5.7	0.8
56	D	27	Bryan Marchment	40	3	3	6	5	38	0	0	0	0	49	6.1	1.2
57	D	4	Jay More	24	0	6	6	-4	38	0	0	0	0	16	0.0	0.7
58	D	4	Rob Blake	21	2	4	6	-5	14	0	0	0	0	64	3.1	3.0
59	R	27	Jeremy Roenick	18	2	4	6	-1	14	1	0	0	0	31	6.5	1.7
60	D	2	Bill Houlder	12	4	2	6	2	6	3	0	0	0	16	25.0	1.3
61	R/D	88	Brent Burns	16	3	3	6	1	12	1	0	0	0	44	6.8	2.8
62	R	25	Mike Grier	30	2	3	5	-3	35	0	0	0	0	61	3.3	2.0
63	L	11	Gaetan Duchesne	14	1	4	5	-2	12	0	0	0	0	17	5.9	1.2
64	L	12	Bob Errey	14	3	2	5	-3	10	1	0	0	0	12	25.0	0.9
65	R	17	Joe Murphy	12	1	4	5	-1	24	1	0	0	0	31	3.2	2.6
66	C	9	Bernie Nicholls	6	0	5	5	-2	8	0	0	0	0	6	0.0	1.0
67	R	15	John MacLean	6	2	3	5	1	4	1	0	0	0	18	11.1	3.0
68	C	37	Curtis Brown	35	0	4	4	-6	24	0	0	0	0	38	0.0	1.1
69	D	7	Niclas Wallin	24	1	3	4	-1	12	0	0	1	0	26	3.8	1.1
70	C	16	Mark Smith	24	4	0	4	4	21	1	0	1	0	33	12.1	1.4
71	R	21	Tony Granato	23	2	2	4	0	20	0	0	0	0	27	7.4	1.2
72	C	10	Alyn McCauley	17	2	2	4	0	6	0	0	0	0	15	13.3	0.9
73	L	9	Adam Graves	12	3	1	4	-2	6	0	0	2	0	15	20.0	1.3
74	C	12	Ron Sutter	24	1	2	3	-2	28	0	0	0	0	28	3.6	1.2
75	D	26,44	Vlastimil Kroupa	20	1	2	3	-11	25	0	0	1	0	9	11.1	0.5
76	L	15,26	Dave Lowry	19	1	2	3	0	24	0	0	0	0	10	10.0	0.5
77	C	15	Wayne Primeau	17	1	2	3	-7	4	0	0	0	0	28	3.6	1.6
78	C	57	Tommy Wingels	16	0	3	3	2	13	0	0	0	0	23	0.0	1.4
79	R	9	Martin Havlat	7	2	1	3	-1	8	1	0	1	1	16	12.5	2.3
80	G	20, 35	Evgeni Nabokov	80	0	2	2	0	6	0	0	0	0	0	0.0	0.0
81	C	21	Scott Nichol	30	1	1	2	-8	43	0	0	0	0	29	3.4	1.0
82	R	36	Jeff Odgers	22	1	1	2	-2	34	0	0	0	0	11	9.1	0.5
83	R	37	Rob Gaudreau	14	2	0	2	-1	0	1	1	0	0	14	14.3	1.0
84	C	10, 69	Andrew Desjardins	19	2	0	2	3	12	0	0	0	0	18	11.1	0.9
85	L	15	Ville Nieminen	11	0	2	2	-1	24	0	0	0	0	18	0.0	1.6
86	D	2	Jim Kyte	11	0	2	2	-1	14	0	0	0	0	8	0.0	0.7
87	L/R	18	Chris Tancill	11	1	1	2	-7	8	0	0	0	0	16	6.3	1.5
88	R	13	Bill Guerin	9	0	2	2	-3	12	0	0	0	0	22	0.0	2.4
89	D	5	Rob Davison	6	0	2	2	0	4	0	0	0	0	3	0.0	0.5
90	C/L	22	Murray Craven	6	1	1	2	-2	0	0	0	0	0	6	16.7	1.0
91	C	23	Scott Gomez	9	0	2	2	0	6	0	0	0	0	12	0.0	1.3
92	L	37	TJ Galiardi	14	1	1	2	0	12	0	0	1	0	20	5.0	1.4
93	D	44	Shawn Cronin	23	1	0	1	-2	25	0	0	0	0	6	16.7	0.3
94	L	64	Jamie McGinn	22	0	1	1	1	38	0	0	0	0	14	0.0	0.6
95	D	40	Kent Huskins	20	0	1	1	-4	8	0	0	0	0	5	0.0	0.3
96	D	6	Jason Marshall	17	0	1	1	1	25	0	0	0	0	13	0.0	0.8
97	C	27	Manny Malhotra	15	1	0	1	-1	0	1	0	0	0	37	2.7	2.5
98	D	6	Josh Gorges	11	0	1	1	-1	4	0	0	0	0	6	0.0	0.5
99	G	29	Mike Vernon	11	0	1	1	0	0	0	0	0	0	0	0.0	0.0
100	D	61	Justin Braun	17	0	1	1	-4	15	0	0	0	0	24	0.0	1.4
101	L	55	Ben Eager	10	1	0	1	-2	41	0	0	0	0	11	9.1	1.1
102	R	22	Ronnie Stern	9	1	0	1	-3	17	0	0	0	0	14	7.1	1.6
103	R	78	Benn Ferriero	8	1	0	1	0	6	0	0	1	1	3	33.3	0.4
104	R	42	Shean Donovan	7	0	1	1	-3	6	0	0	0	0	7	0.0	1.0
105	R	36	Dwight Helminen	7	1	0	1	0	4	0	0	0	0	5	20.0	0.7
106	D	20	Andrei Zyuzin	6	1	0	1	-2	14	0	0	1	1	6	16.7	1.0
107	D	43	Al Iafrate	6	1	0	1	-4	10	1	0	0	0	10	10.0	1.7

ALL-TIME SHARKS PLAYOFF SCORING

RNK	POS	NO	PLAYER	GP	G	A	PTS	+/-	PIM	PP	SH	GW	OT	S	PCT	S/GM
108	C	34	Daniel Winnik	5	0	1	1	1	6	0	0	0	0	3	0.0	0.6
109	L	13	Raffi Torres	5	1	0	1	-1	2	0	0	1	1	12	8.3	2.4
110	D	52	Matt Irwin	11	0	1	1	-4	4	0	0	0	0	18	0.0	1.6
111	R	41	Jed Ortmeyer	4	0	1	1	-1	0	0	0	0	0	2	0.0	0.5
112	D	5	Colin White	3	1	0	1	0	0	0	0	0	0	1	100.0	0.3
113	G	31	Antti Niemi	34	0	1	1	0	0	0	0	0	0	0	0.0	0.0
114	R	32	Claude Lemieux	1	0	0	0	0	0	0	0	0	0	1	0.0	1.0
115	G	32	Kelly Hrudey	1	0	0	0	0	0	0	0	0	0	0	0.0	0.0
116	G	33	Brian Boucher	1	0	0	0	0	0	0	0	0	0	0	0.0	0.0
117	G	1	Thomas Greiss	1	0	0	0	0	0	0	0	0	0	0	0.0	0.0
118	L	10	Brad Winchester	1	0	0	0	0	0	0	0	0	0	0	0.0	0.0
119	C	26	Michal Handzus	2	0	0	0	0	0	0	0	0	0	4	0.0	2.0
120	D	21	Alexei Semenov	2	0	0	0	0	2	0	0	0	0	3	0.0	1.5
121	D	23	Shawn Heins	2	0	0	0	-1	0	0	0	0	0	2	0.0	1.0
122	G	29	Jim Waite	2	0	0	0	0	0	0	0	0	0	0	0.0	0.0
123	D	21	Jim Fahey	2	0	0	0	0	0	0	0	0	0	0	0.0	0.0
124	G	30	Antero Niittymäki	2	0	0	0	0	0	0	0	0	0	0	0.0	0.0
125	C	18	Dominic Moore	3	0	0	0	-1	5	0	0	0	0	5	0.0	1.7
126	C	46	Tim Kennedy	3	0	0	0	0	2	0	0	0	0	0	0.0	0.0
127	L	39	Tomas Plihal	4	0	0	0	1	0	0	0	0	0	9	0.0	2.3
128	L	7	Mark Bell	4	0	0	0	-2	2	0	0	0	0	2	0.0	0.5
129	D	5	Jeff Jillson	4	0	0	0	0	0	0	0	0	0	2	0.0	0.5
130	G	37,34	Miikka Kiprusoff	4	0	0	0	0	0	0	0	0	0	0	0.0	0.0
131	L/R	8,12	Kevin Miller	6	0	0	0	-3	2	0	0	0	0	7	0.0	1.2
132	D	37	Brad Lukowich	6	0	0	0	1	0	0	0	0	0	6	0.0	1.0
133	L	12	Bill Lindsay	6	0	0	0	0	16	0	0	0	0	4	0.0	0.7
134	L	28	Shawn Burr	6	0	0	0	-1	8	0	0	0	0	4	0.0	0.7
135	D	3	Bob Rouse	6	0	0	0	-1	6	0	0	0	0	4	0.0	0.7
136	L	24	Travis Moen	6	0	0	0	-4	2	0	0	0	0	4	0.0	0.7
137	L	62,23	Andrei Nazarov	6	0	0	0	0	9	0	0	0	0	3	0.0	0.5
138	C	37	Adam Burish	6	0	0	0	0	4	0	0	0	0	9	0.0	1.5
139	L	38	Bracken Kearns	7	0	0	0	-1	2	0	0	0	0	4	0.0	0.0h
140	L	45	Jody Shelley	7	0	0	0	-1	2	0	0	0	0	1	0.0	0.1
141	G	31	Wade Flaherty	7	0	0	0	0	0	0	0	0	0	0	0.0	0.0
142	R	28	Matt Bradley	10	0	0	0	0	0	0	0	0	0	4	0.0	0.4
143	G	35	Vesa Toskala	11	0	0	0	0	0	0	0	0	0	0	0.0	0.0
144	L	15	James Sheppard	11	0	0	0	-1	4	0	0	0	0	11	0.0	1.0
145	R	10	Jamal Mayers	12	0	0	0	-3	12	0	0	0	0	5	0.0	0.4
146	G	31	Steve Shields	13	0	0	0	0	0	0	0	0	0	0	0.0	0.0
147	G	32	Arturs Irbe	20	0	0	0	0	16	0	0	0	0	0	0.0	0.0

NO.	GOALTENDER	GPI	MINS	GAA	W	L	EN	SO	GA	SA	SV%	G	A	PIM	DECISIONS
33	Brian Boucher	1	2	0.00	0	0	1	0	0	0	0	0	0	0	0
30	Antero Niittymäki	2	91	0.66	1	0	0	0	1	30	0.967	0	0	0	1
34	Miikka Kiprusoff	4	157	1.91	1	1	1	0	5	81	0.938	0	0	0	2
35,20	Evgeni Nabokov	80	4820	2.29	40	38	6	7	184	2118	0.913	0	2	6	78
29	Mike Vernon	11	669	2.42	4	7	1	1	27	310	0.913	0	1	0	11
35	Vesa Toskala	11	686	2.45	6	5	0	1	28	311	0.910	0	0	0	11
32	Kelly Hrudey	1	20	3.00	0	0	0	0	1	6	0.833	0	0	0	0
1	Thomas Greiss	1	40	3.00	0	0	0	0	2	28	0.929	0	0	0	0
31	Antti Niemi	34	2035	2.65	16	17	3	0	90	987	0.909	0	1	0	33
31	Steve Shields	13	756	3.33	5	8	1	0	42	359	0.883	0	0	0	13
32	Arturs Irbe	20	1122	4.12	9	11	1	0	77	583	0.868	0	0	16	20
31	Wade Flaherty	7	377	4.93	2	3	0	0	31	221	0.860	0	0	0	5



ALL-TIME SHARKS PLAYOFF LEADERS

PLAYERS CURRENTLY ON SHARKS ROSTER IN **BOLD**

GAMES PLAYED

1. Patrick Marleau	140
2. Joe Thornton	90
3. Evgeni Nabokov	80
4. Marc-Edouard Vlasic	79
5. Joe Pavelski	74
6. Mike Rathje	71
7. Scott Hannan	69
8. Ryane Clowe	68
9. Mike Ricci	59
10. Jonathan Cheechoo	58

GOALS

1. Patrick Marleau	57
2. Joe Pavelski	24
3. Ryane Clowe	18
4. Logan Couture	17
5. Joe Thornton	16
Jonathan Cheechoo	16
7. Vincent Damphousse	15
Benn Nolan	15
9. Mike Ricci	14
Devin Setoguchi	14

ASSISTS

1. Joe Thornton	63
2. Patrick Marleau	39
3. Dan Boyle	33
4. Ryane Clowe	27
5. Joe Pavelski	26
6. Vincent Damphousse	23
7. Igor Larionov	21
8. Jonathan Cheechoo	19
Mike Ricci	19
10. Dany Heatley	17

POINTS

1. Patrick Marleau	96
2. Joe Thornton	79
3. Joe Pavelski	50
4. Ryane Clowe	45
5. Dan Boyle	44
6. Vincent Damphousse	38
7. Jonathan Cheechoo	35
8. Logan Couture	33
Mike Ricci	33
10. Igor Larionov	27
Owen Nolan	27

PLUS/MINUS

1. Scott Hannan	+10
2. Milan Michalek	+9
3. Jonathan Cheechoo	+8
Mike Ricci	+8
5. Joe Pavelski	+6
Kyle Wellwood	+6
Steve Bernier	+6
8. Bryan Marchment	+5
9. Scott Thornton	+4
Mark Smith	+4
Matthew Carle	+4
Jeff Norton	+4

PENALTY MINUTES

1. Ryane Clowe	97
2. Scott Hannan	83
3. Vincent Damphousse	68
4. Joe Thornton	67
5. Patrick Marleau	65
6. Owen Nolan	54
7. Douglas Murray	46
8. Mike Rathje	45
9. Scott Nichol	43
10. Scott Thornton	42
Jamie Baker	42

POWER PLAY GOALS

1. Patrick Marleau	21
2. Joe Pavelski	11
3. Mike Rathje	7
4. Logan Couture	6
Ulf Dahlen	6
6. Joe Thornton	5
Dan Boyle	5
Ryane Clowe	5
Vincent Damphousse	5
10. Devin Setoguchi	4
Mike Ricci	4
Owen Nolan	4

SHORTHANDED GOALS

1. Patrick Marleau	4
Vincent Damphousse	3
3. Owen Nolan	2
4. Tom Pederson	1
Rob Gaudreau	1

GAME-WINNING GOALS

1. Patrick Marleau	14
2. Joe Pavelski	7
3. Joe Thornton	5
Owen Nolan	5
5. Logan Couture	4
6. Devin Setoguchi	3
Jonathan Cheechoo	3
Vincent Damphousse	3
9. Dan Boyle	2
Eight others tied with	2

OVERTIME GOALS

1. Joe Pavelski	3
Patrick Marleau	3
Devin Setoguchi	3
4. Joe Thornton	1
Logan Couture	1
Marty Havlat	1
Raffi Torres	1
Benn Ferriero	1
Patrick Rissmiller	1
Niko Dimitrakos	1
Ulf Dahlen	1
Ray Whitney	1
Andrei Zyuzin	1

SHOTS

1. Patrick Marleau	379
2. Joe Pavelski	240
3. Joe Thornton	215
4. Dan Boyle	167
5. Jonathan Cheechoo	158
6. Ryane Clowe	157
7. Devin Setoguchi	152
8. Owen Nolan	146
9. Logan Couture	134
10. Vincent Damphousse	119

SHOOTING PERCENTAGE (min. 30 shots)

1. Sergei Makarov	32.4
2. Ulf Dahlen	20.0
3. Mike Ricci	18.2
4. Jamie Baker	15.2
5. Patrick Marleau	15.0
6. Mike Rathje	14.8
7. Scott Thornton	13.2
8. Igor Larionov	13.0
9. Ray Whitney	12.9
10. Logan Couture	12.7

ALL-TIME SHARKS GOALTENDING LEADERS

PLAYERS CURRENTLY ON SHARKS
ROSTER IN **BOLD**

GAMES PLAYED

1. Evgeni Nabokov	80
2. Antti Niemi	34
3. Arturs Irbe	20
4. Steve Shields	13
5. Vesa Toskala	11
Mike Vernon	11
7. Wade Flaherty	7
8. Miikka Kiprusoff	4
9. Antero Niittymäki	2
10. Thomas Greiss	1
Brian Boucher	1
Kelly Hrudey	1

MINUTES

1. Evgeni Nabokov	4820
2. Antti Niemi	2035
3. Arturs Irbe	1122
4. Steve Shields	756
5. Vesa Toskala	686
6. Mike Vernon	669
7. Wade Flaherty	377
8. Miikka Kiprusoff	157
9. Antero Niittymäki	91
10. Thomas Greiss	40

GOALS-AGAINST AVERAGE
(Min. 180 minutes)

1. Evgeni Nabokov	2.29
2. Mike Vernon	2.42
3. Vesa Toskala	2.45
4. Antti Niemi	2.65
5. Steve Shields	3.33
6. Arturs Irbe	4.12
7. Wade Flaherty	4.93

WINS

1. Evgeni Nabokov	40
2. Antti Niemi	17
3. Arturs Irbe	9
4. Vesa Toskala	6
5. Steve Shields	5
6. Mike Vernon	4
7. Wade Flaherty	2
8. Antero Niittymäki	1
Miikka Kiprusoff	1

DECISIONS

1. Evgeni Nabokov	78
2. Antti Niemi	33
3. Arturs Irbe	20
4. Steve Shields	13
5. Vesa Toskala	11
Mike Vernon	11
7. Wade Flaherty	5
8. Miikka Kiprusoff	2
9. Antero Niittymäki	1



EMPTY NET GOALS

1. Evgeni Nabokov	6
2. Antti Niemi	3
3. Brian Boucher	1
Miikka Kiprusoff	1
Arturs Irbe	1
Steve Shields	1
Mike Vernon	1

SHUTOUTS

1. Evgeni Nabokov	7
2. Vesa Toskala	1
Mike Vernon	1

GOALS ALLOWED

1. Evgeni Nabokov	184
2. Antti Niemi	90
3. Arturs Irbe	77
4. Steve Shields	42
5. Wade Flaherty	31
6. Vesa Toskala	28
7. Mike Vernon	27
8. Miikka Kiprusoff	5
9. Thomas Greiss	2
10. Antero Niittymäki	1
Kelly Hrudey	1

SHOTS AGAINST

1. Evgeni Nabokov	2118
2. Antti Niemi	987
3. Arturs Irbe	583
4. Steve Shields	359
5. Vesa Toskala	311
6. Mike Vernon	310
7. Wade Flaherty	221
8. Miikka Kiprusoff	81
9. Antero Niittymäki	30
10. Thomas Greiss	28

SAVE PERCENTAGE (Min. 180 minutes)

1. Evgeni Nabokov	.913
Mike Vernon	.913
3. Vesa Toskala	.910
4. Antti Niemi	.909
5. Steve Shields	.883
6. Arturs Irbe	.868
7. Wade Flaherty	.860

ASSISTS

1. Evgeni Nabokov	2
2. Antti Niemi	1
Mike Vernon	1

PENALTY MINUTES

1. Arturs Irbe	16
2. Evgeni Nabokov	6



SHARKS ALL-TIME PLAYOFF RECORD BY GAME OF A SERIES

DATE	OPPONENT	ROUND	LOCATION	GAME ONE			GOALTENDERS (SJ/OPP)
				SCORE	OT	GWG	
4/18/94	Detroit	WQF	Joe Louis Arena	5-4 W	-	Kroupa	Irbe/Essensa
5/2/94	Toronto	WSF	Maple Leaf Gardens	3-2 W	-	Garpenlov	Irbe/Potvin
5/7/95	Calgary	WQF	Saddledome	5-4 W	-	Baker	Irbe/Tabaracci-KIDD
5/21/95	Detroit	WSF	Joe Louis Arena	0-6 L	-	Ciccarelli	Fiaherty/Vernon
4/22/98	Dallas	WQF	Reunion Arena	1-4 L	-	Lind	Vernon/Belfour
4/24/99	Colorado	WQF	San Jose Arena	1-3 L	-	Ozolinish	Vernon/Roy
4/12/00	St. Louis	WQF	Kiel Center	3-5 L	-	Pronger	Shields/Turek
4/28/00	Dallas	WSF	Reunion Arena	0-4 L	-	Gavey	Shields/Belfour
4/12/01	St. Louis	WQF	Savvis Center	1-3 L	-	Young	Nabokov/Turek
4/12/02	Phoenix	WQF	Compaq Center	2-1 W	-	Marleau	Nabokov/Burke
5/1/02	Colorado	WSF	Pepsi Center	6-3 W	-	Marleau	Nabokov/Roy
4/08/04	St. Louis	WQF	HP Pavilion	1-0 W OT	9:16	Dimitrakos	Nabokov/Osgood
4/22/04	Colorado	WSF	HP Pavilion	5-2 W	-	Hannan	Nabokov/AEBISCHER-Salo
5/09/04	Calgary	WCF	HP Pavilion	3-4 L OT	18:43	Montador	Nabokov/Kiprusoff
4/21/06	Nashville	WQF	Gaylord Entertainment Center	3-4 L	-	Hall	Toskala/Mason
5/7/06	Edmonton	WSF	HP Pavilion	2-1 W	-	Ehrhoff	Toskala/Roloson
4/11/07	Nashville	WQF	Nashville Arena	5-4 W (2OT)	28:14	Rissmiller	Nabokov/Vokoun
4/26/07	Detroit	WSF	Joe Louis Arena	2-0 W	-	Carle	Nabokov/Hasek
4/9/08	Calgary	WQF	HP Pavilion	2-3 L	-	Yelle	Nabokov/Kiprusoff
4/25/08	Dallas	WSF	HP Pavilion	2-3 L OT	4:39	Morrow	Nabokov/Turco
4/16/09	Anaheim	WQF	HP Pavilion	0-2 L	-	S. Niedermayer	Nabokov/Hiller
4/14/10	Colorado	WQF	HP Pavilion	1-2 L	-	Stewart	Nabokov/Anderson
4/29/10	Detroit	WSF	HP Pavilion	4-3 W	-	Pavelski	Nabokov/Howard
5/16/10	Chicago	WCF	HP Pavilion	1-2 L	-	Byfuglien	Nabokov/Niemi
4/14/11	Los Angeles	WQF	HP Pavilion	3-2 W	14:44	Pavelski	Niemi/Quick
4/29/11	Detroit	WSF	HP Pavilion	2-1 W	7:03	Ferriero	Niemi/Howard
5/15/11	Vancouver	WCF	Rogers Arena	2-3 L	-	H. Sedin	Niemi/Luongo
4/12/12	St. Louis	WQF	Scottrade Center	3-2 W (2OT)	23:34	Havlat	Niemi/Halak
5/1/13	Vancouver	WQF	Rogers Arena	3-1 W	-	Boyle	Niemi/Luongo
5/14/13	Los Angeles	WSF	Staples Center	0-2 L	-	Voynov	Niemi/Quick
All-Time Game One Record: 15-15				Home: 7-7 Road: 8-8			

DATE	OPPONENT	ROUND	LOCATION	GAME TWO			GOALTENDERS (SJ/OPP)
				SCORE	OT	GWG	
4/20/94	Detroit	WQF	Joe Louis Arena	0-4 L	-	Burr	Irbe/Osgood
5/4/94	Toronto	WSF	Maple Leaf Gardens	1-5 L	-	Gartner	Irbe/Potvin
5/9/95	Calgary	WQF	Saddledome	5-4 W OT	12:21	Dahlen	Irbe/Kidd
5/23/95	Detroit	WSF	Joe Louis Arena	2-6 L	-	Yzerman	Irbe/Vernon
4/24/98	Dallas	WQF	Reunion Arena	2-5 L	-	Verbeek	VERNON-Hrudey/Belfour
4/26/99	Colorado	WQF	San Jose Arena	1-2 L OT	7:53	Hejduk	Vernon/Roy
4/15/00	St. Louis	WQF	Kiel Center	4-2 W	-	Ricci	Shields/Turek
4/30/00	Dallas	WSF	Reunion Arena	0-1 L	-	Modano	Shields/Belfour
4/14/01	St. Louis	WQF	Savvis Center	1-0 W	-	Thornton	Nabokov/Turek
4/20/02	Phoenix	WQF	Compaq Center	1-3 L	-	Briere	Nabokov/Burke
5/4/02	Colorado	WSF	Pepsi Center	2-8 L	-	Forsberg	NABOKOV-Kiprusoff/Roy
4/10/04	St. Louis	WQF	HP Pavilion	3-1 W	-	Marleau	Nabokov-OSGOOD/Divis
4/24/04	Colorado	WSF	HP Pavilion	4-1 W	-	Marleau	Nabokov/Aebischer
5/11/04	Calgary	WCF	HP Pavilion	1-4 L	-	Donovan	Nabokov/Kiprusoff
4/23/06	Nashville	WQF	Gaylord Ent. Center	3-0 W	-	Cheechoo	Toskala/Mason
5/8/06	Edmonton	WSF	HP Pavilion	2-1 W	-	J. Thornton	Toskala/Roloson
4/13/07	Nashville	WQF	Nashville Arena	2-5 L	-	Dumont	Nabokov/Vokoun
4/28/07	Detroit	WSF	Joe Louis Arena	2-3 L	-	Datsyuk	Nabokov/Hasek

SHARKS ALL-TIME PLAYOFF RECORD BY GAME OF A SERIES

4/10/08	Calgary	WQF	HP Pavilion	2-0 W	-	Pavelski	Nabokov/Kiprusoff
4/27/08	Dallas	WSF	HP Pavilion	2-5 L	-	Modano	NABOKOV-Boucher/Turco
4/19/09	Anaheim	WQF	HP Pavilion	2-3 L	-	Miller	Nabokov/Hiller
4/16/10	Colorado	WQF	HP Pavilion	6-5 W OT	5:22	Setoguchi	Nabokov/Anderson
5/2/10	Detroit	WSF	HP Pavilion	4-3 W	-	Thornton	Nabokov/Howard
5/18/10	Chicago	WCF	HP Pavilion	2-4 L	-	Toews	Nabokov/Niemi
4/16/11	Los Angeles	WQF	HP Pavilion	0-4 L	-	Johnson	Niemi/Quick
5/1/11	Detroit	WSF	HP Pavilion	2-1 W	-	Wallin	Niemi/Howard
5/18/11	Vancouver	WCF	Rogers Arena	3-7 L	-	Higgins	NIEMI-Niittymaki/Luongo
4/14/12	St. Louis	WQF	Scottrade Center	0-3 L	-	Sobotka	Niemi/HALAK-Elliott
5/3/13	Vancouver	WQF	Rogers Arena	3-2 W OT	5:31	Torres	Niemi/Luongo
5/16/13	Los Angeles	WSF	Staples Center	3-4 L	-	Lewis	Niemi/Quick

All-Time Game Two Record: 12-18

Home: 7-7 Road: 5-11

GAME THREE							
DATE	OPPONENT	ROUND	LOCATION	SCORE	OT	GWG	GOALTENDERS (S/J/OPP)
4/22/94	Detroit	WQF	San Jose Arena	2-3 L	-	Burr	Irbe/Osgood
5/6/94	Toronto	WSF	San Jose Arena	5-2 W	-	Dahlen	Irbe/POTVIN-Rhodes
5/11/95	Calgary	WQF	San Jose Arena	2-9 L	-	Sullivan	IRBE-Flaherty/Kidd
5/25/95	Detroit	WSF	San Jose Arena	2-6 L	-	S. Kozlov	Flaherty,Vernon
4/26/98	Dallas	WQF	San Jose Arena	4-1 W	-	Nolan	Vernon/BELFOUR-Fernandez
4/28/99	Colorado	WQF	McNichols Arena	4-2 W	-	Sturm	Vernon/Roy
4/17/00	St. Louis	WQF	San Jose Arena	2-1 W	-	Nolan	Shields/Turek
5/2/00	Dallas	WSF	San Jose Arena	2-1 W	-	Nolan	Shields/Belfour
4/16/01	St. Louis	WQF	Compaq Center	3-6 L	-	Drake	NABOKOV-Kiprusoff/Turek
4/22/02	Phoenix	WQF	America West Arena	4-1 W	-	Graves	Nabokov/Burke
5/6/02	Colorado	WSF	Compaq Center	6-4 W	-	Marleau	Nabokov/Roy
4/12/04	St. Louis	WQF	Savvis Center	1-4 L	-	Drake	Nabokov/Osgood
4/26/04	Colorado	WSF	Pepsi Center	1-0 W	-	Damphousse	Nabokov/Aebischer
5/13/04	Calgary	WCF	Pengrowth Saddledome	3-0 W	-	Damphousse	Nabokov/Kiprusoff
4/25/06	Nashville	WQF	HP Pavilion	4-1 W	-	Bernier	Toskala/Mason
5/10/06	Edmonton	WSF	Rexall Place	2-3 L (3 OT)	42:24	Horcoff	Toskala/Roloson
4/16/07	Nashville	WQF	HP Pavilion	3-1 W	-	Clowe	Nabokov/Vokoun
4/30/07	Detroit	WSF	HP Pavilion	2-1 W	-	Cheechoo	Nabokov/Hasek
4/13/08	Calgary	WQF	Pengrowth Saddledome	3-4 L	-	Nolan	Nabokov/Kiprusoff/JOSEPH
4/29/08	Dallas	WSF	American Airlines Center	1-2 L OT	4:37	Norstrom	Nabokov/Turco
4/21/09	Anaheim	WQF	Honda Center	4-3 W	-	Marleau	Nabokov/Hiller
4/18/10	Colorado	WQF	Pepsi Center	0-1 L OT	0:54	O'Reilly	Nabokov/Anderson
5/4/10	Detroit	WSF	Joe Louis Arena	4-3 W OT	7:07	Marleau	Nabokov/Howard
5/21/10	Chicago	WCF	United Center	2-3 L OT	12:24	Byfuglien	Nabokov/Niemi
4/19/11	Los Angeles	WQF	Staples Center	6-5 W OT	3:09	Setoguchi	Niemi-NIITTYMAKI/Quick
5/4/11	Detroit	WSF	Joe Louis Arena	4-3 W OT	9:21	Setoguchi	Niemi/Howard
5/20/11	Vancouver	WCF	HP Pavilion	4-3 W	-	Boyle	Niemi/Luongo
4/16/12	St. Louis	WQF	HP Pavilion	3-4 L	-	Steen	Niemi/Elliott
5/5/13	Vancouver	WQF	HP Pavilion	5-2 W	-	Couture	Niemi/SCHNEIDER-Luongo
5/18/13	Los Angeles	WSF	HP Pavilion	2-1 W OT	1:29	Couture	Niemi/Quick

All-Time Game Three Record: 19-11

Home: 11-5 Road: 8-6



SHARKS ALL-TIME PLAYOFF RECORD BY GAME OF A SERIES

GAME FOUR							
DATE	OPPONENT	ROUND	LOCATION	SCORE	OT	GWG	GOALTENDERS (SJ/OPP)
4/23/94	Detroit	WQF	San Jose Arena	4-3 W	-	Makarov	Irbe/Osgood
5/8/94	Toronto	WSF	San Jose Arena	3-8 L	-	Clark	IRBE-Waite/Potvin
5/13/95	Calgary	WQF	San Jose Arena	4-6 L	-	Reichel	Irbe/Kidd
5/27/95	Detroit	WSF	San Jose Arena	2-6 L*	-	Brown	Flaherty/Vernon
4/28/98	Dallas	WQF	San Jose Arena	1-0 W OT	6:31	Zyuzin	Vernon/Belfour
4/30/99	Colorado	WQF	McNichols Arena	7-3 W	-	Korolyuk	Vernon/ROY-Billington
4/19/00	St. Louis	WQF	San Jose Arena	3-2 W	-	Suter	Shields/Turek
5/5/00	Dallas	WSF	San Jose Arena	5-4 L	-	Nieuwendyk	Shields/Belfour
4/17/01	St. Louis	WQF	Compaq Center	3-2 W	-	Nolan	Kiprusoff/Turek
4/24/02	Phoenix	WQF	America West Arena	2-1 W	-	Ricci	Nabokov/Burke
5/8/02	Colorado	WSF	Compaq Center	1-4 L	-	Sakic	Nabokov/Roy
4/13/04	St. Louis	WQF	Savvis Center	4-3 W	-	Korolyuk	Nabokov/Osgood
4/28/04	Colorado	WSF	Pepsi Center	0-1 L OT	5:15	Sakic	Nabokov/Aebischer
5/16/04	Calgary	WCF	Pengrowth Saddledome	4-1 W	-	Damphousse	Nabokov/KIPRUSOFF-Turek
4/27/06	Nashville	WQF	HP Pavilion	5-4 W	-	Marleau	Toskala/Mason
5/12/06	Edmonton	WSF	Rexall Place	3-6 L	-	J. Smith	Toskala/Roloson
4/18/07	Nashville	WQF	HP Pavilion	3-2 W	-	Michalek	Nabokov/Vokoun
5/2/07	Detroit	WSF	HP Pavilion	2-3 L OT	16:04	Schneider	Nabokov/Hasek
4/15/08	Calgary	WQF	Pengrowth Saddledome	3-2 W	-	Thornton	Nabokov/Kiprusoff
4/30/08	Dallas	WSF	American Airlines Center	2-1 W	-	Michalek	Nabokov/Turco
4/23/09	Anaheim	WQF	Honda Center	0-4 L	-	Ryan	Nabokov/Hiller
4/20/10	Colorado	WQF	Pepsi Center	2-1 W OT	10:24	Pavelski	Nabokov/Anderson
5/6/10	Detroit	WSF	Joe Louis Arena	1-7 L	-	Zetterberg	NABOKOV-Greiss/Howard
5/23/10	Chicago	WCF	United Center	2-4 L*	-	Byfuglien	Nabokov/Niemi
4/21/11	Los Angeles	WQF	Staples Center	6-3 W	-	Thornton	Niemi/Quick
5/6/11	Detroit	WSF	Joe Louis Arena	3-4 L	-	Helm	Niemi/Howard
5/22/11	Vancouver	WCF	HP Pavilion	2-4 L	-	Salo	Niemi/Luongo
4/19/12	St. Louis	WQF	HP Pavilion	1-2 L	-	McDonald	Niemi/Elliott
5/7/13	Vancouver	WQF	HP Pavilion	4-3 W OT*	13:18	Marleau	Niemi/Schneider
5/21/13	Los Angeles	WSF	HP Pavilion	2-1 W	-	Couture	Niemi/Quick
All-Time Game Four Record: 16-14				Home: 8-8 Road 8-6			

GAME FIVE							
DATE	OPPONENT	ROUND	LOCATION	SCORE	OT	GWG	GOALTENDERS (SJ/OPP)
4/26/94	Detroit	WQF	San Jose Arena	6-4 W	-	Garpenlov	Irbe/OSGOOD-Essensa
5/10/94	Toronto	WSF	San Jose Arena	5-2 W	-	Makarov	Irbe/Potvin
5/15/95	Calgary	WQF	Saddledome	0-5 L	-	Nieuwendyk	IRBE, Flaherty/Kidd
4/30/98	Dallas	WQF	Reunion Arena	2-3 L	-	Modano	Vernon/Belfour
5/1/99	Colorado	WQF	McNichols Arena	2-6 L	-	Sakic	Shields/Roy
4/21/00	St. Louis	WQF	Kiel Center	3-5 L	-	Pronger	Shields/Turek
5/7/00	Dallas	WSF	Reunion Arena	1-4 L*	-	Thornton	Shields/Belfour
4/19/01	St. Louis	WQF	Savvis Center	2-3 L OT	9:54	Salvador	Kiprusoff/Turek
4/26/02	Phoenix	WQF	Compaq Center	4-1 W*	-	Graves	Nabokov/Burke
5/11/02	Colorado	WSF	Pepsi Center	5-3 W	-	Selanne	Nabokov/Roy
4/15/04	St. Louis	WQF	HP Pavilion	3-1 W*	-	Smith	Nabokov/Osgood
5/01/04	Colorado	WSF	HP Pavilion	1-2 L OT	1:54	Sakic	Nabokov/Aebischer
5/17/04	Calgary	WCF	HP Pavilion	0-3 L	-	Iginla	Nabokov/Kiprusoff
4/30/06	Nashville	WQF	Gaylord Ent. Center	2-1 W*	-	Marleau	Toskala/Mason
5/14/06	Edmonton	WSF	HP Pavilion	3-6 L	-	Pisani	Toskala/Roloson
4/20/07	Nashville	WQF	Nashville Arena	3-2 W*	-	Marleau	Nabokov/Vokoun
5/5/07	Detroit	WSF	Joe Louis Arena	1-4 L	-	Datsyuk	Nabokov/Hasek
4/17/08	Calgary	WQF	HP Pavilion	4-3 W	-	Cheechoo	Nabokov/Kiprusoff
5/2/08	Dallas	WSF	HP Pavilion	3-2 W OT	1:05	Pavelski	Nabokov/Turco

SHARKS ALL-TIME PLAYOFF RECORD BY GAME OF A SERIES

4/25/09	Anaheim	WQF	HP Pavilion	3-2 W OT	6:02	Marleau	Nabokov/Hiller
4/22/10	Colorado	WQF	HP Pavilion	5-0 W	-	Couture	Nabokov/ANDERSON-Budaj
5/8/10	Detroit	WSF	HP Pavilion	2-1 W*	-	Marleau	Nabokov/Howard
4/23/11	Los Angeles	WQF	HP Pavilion	1-3 L	-	Clifford	NIEMI-Nittymaki/Quick
5/8/11	Detroit	WSF	HP Pavilion	3-4 L	-	Holmstrom	Niemi/Howard
5/24/11	Vancouver	WCF	Rogers Arena	2-3 L (2 OT)*	30:18	Biekas	Niemi/Luongo
4/21/12	St. Louis	WQF	Scottrade Center	1-3 L	-	Perron	Niemi/Elliott
4/21/12	St. Louis	WQF	Scottrade Center	1-3 L	-	Perron	Niemi/Elliott
5/23/13	Los Angeles	WSF	Staples Center	0-3 L		Kopitar	Niemi/Quick

All-Time Game Five Record: 12-16

Home: 9-5 Road: 3-11

GAME SIX							
DATE	OPPONENT	ROUND	LOCATION	SCORE	OT	GWG	GOALTENDERS (S./OPP)
4/28/94	Detroit	WQF	Joe Louis Arena	1-7 L	-	Chiasson	IRBE, Waite/Osgood
5/12/94	Toronto	WSF	Maple Leaf Gardens	2-3 L OT	8:53	Gartner	Irbe/Potvin
5/17/95	Calgary	WQF	San Jose Arena	5-3 W	-	Janney	Flaherty/Kidd
5/2/98	Dallas	WQF	San Jose Arena	2-3 L OT*	3:43	Keane	Vernon/Belfour
5/3/99	Colorado	WQF	San Jose Arena	2-3 L OT*	13:12	Hejduk	Vernon/Roy
4/23/00	St. Louis	WQF	San Jose Arena	2-6 L	-	Hecht	SHIELDS-Nabokov/Turek
4/21/01	St. Louis	WQF	Compaq Center	1-2 L*	-	Demitra	Nabokov/Turek
5/13/02	Colorado	WSF	Compaq Center	1-2 L OT	2:47	Forsberg	Nabokov/Roy
5/04/04	Colorado	WSF	Pepsi Center	3-1 W*	-	Goc	Nabokov/Aebischer
5/19/04	Calgary	WCF	Pengrowth Saddledome	1-3 L*	-	Gelinas	Nabokov/Kiprusoff
5/17/06	Edmonton	WSF	Rexall Place	0-2 L*	-	Peca	Toskala/Roloson
5/7/07	Detroit	WSF	HP Pavilion	0-2 L*	-	Samuelsson	Nabokov/Hasek
4/20/08	Calgary	WQF	Pengrowth Saddledome	0-2 L	-	Nolan	Nabokov/Kiprusoff
5/4/08	Dallas	WSF	American Airlines Center	1-2 L (4 OT)	*69:03	Morrow	Nabokov/Turco
4/27/09	Anaheim	WQF	Honda Center	1-4 L*	-	Selanne	Nabokov/Hiller
4/24/10	Colorado	WQF	Pepsi Center	5-2 W*	-	Pavelski	Nabokov/Anderson
4/25/11	Los Angeles	WQF	Staples Center	4-3 OT*	2:22	Thornton	Niemi/Quick
5/10/11	Detroit	WSF	Joe Louis Arena	1-3 L		Filppula	Niemi/Howard
5/26/13	Los Angeles	WSF	HP Pavilion	2-1 W		Gallardi	Niemi/Quick

All-Time Game Six Record: 4-17

Home: 2-6 Road: 2-11

GAME SEVEN							
DATE	OPPONENT	ROUND	LOCATION	SCORE	OT	GWG	GOALTENDERS (S./OPP)
4/30/94	Detroit	WQF	Joe Louis Arena	3-2 W*	-	Baker	Irbe/Osgood
5/14/94	Toronto	WSF	Maple Leaf Gardens	2-4 L*	-	Osborne	Irbe/Potvin
5/19/95	Calgary	WQF	Saddledome	5-4 W (2 OT)*	21:54	Whitney	Flaherty/Kidd
4/25/00	St. Louis	WQF	Kiel Center	3-1 W*	-	Nolan	Shields/Turek
5/15/02	Colorado	WSF	Pepsi Center	0-1 L*		Forsberg	Nabokov/Roy
4/22/08	Calgary	WQF	HP Pavilion	5-3 W*	-	Pavelski	Nabokov/KIPRUSOFF-Joseph
5/12/11	Detroit	WSF	HP Pavilion	3-2 W*	-	Marleau	Niemi/Howard
5/28/13	Los Angeles	WSF	Staples Center	1-2 L*		Williams	Niemi/Quick

All-Time Game Seven Record: 5-3

Home: 2-0 Road: 3-3

WCF = Western Conference Final WQF = Western Conference Quarterfinals WSF = Western Conference Semifinals

GOALTENDER IN CAPS received the decision (win or loss) * = Series-clinching game



SHARKS ALL-TIME PLAYOFF RECORD

SERIES	WON	LOST	GP	W	L	GF	GA
30	14	16	174	84	90	432	510

SHARKS PLAYOFF RECORD BY TEAMS

ANAHEIM DUCKS

SERIES	WON	LOST	GP	W	L	GF	GA	PP	PK
2008-09 WQF	0	1	6	2	4	10	18	4/24	18/23
TOTALS	0	1	6	2	4	10	18	4/24	18/23

2008-09 WQF - Anaheim defeated San Jose, 4-2

CALGARY FLAMES

SERIES	WON	LOST	GP	W	L	GF	GA	PP	PK
2007-08 WQF	1	0	7	4	3	19	17	6/31	18/22
2003-04 WCF	0	1	6	2	4	12	16	3/25	21/23
1994-95 WQF	1	0	7	4	3	26	35	6/31	24/31
TOTALS	2	1	20	10	10	57	68	15/87	61/76

2007-08 WQF - San Jose defeated Calgary, 4-3

2003-04 WCF - Calgary defeated San Jose, 4-2

1994-95 WQF - San Jose defeated Calgary, 4-3

CHICAGO BLACKHAWKS

SERIES	WON	LOST	GP	W	L	GF	GA	PP	PK
2009-10 WCF	0	1	4	0	4	7	13	4/13	10/12
TOTALS	0	1	4	0	4	7	13	4/13	10/12

2009-10 WCF - Chicago defeated San Jose, 4-0

COLORADO AVALANCHE

SERIES	WON	LOST	GP	W	L	GF	GA	PP	PK
2009-10 WQF	1	0	6	4	2	19	11	5/26	13/15
2003-04 WSF	1	0	6	4	2	14	7	4/25	24/27
2001-02 WSF	0	1	7	3	4	21	25	3/21	19/23
1998-99 WQF	0	1	6	2	4	17	19	7/41	35/42
TOTALS	2	2	25	13	12	71	62	19/113	91/107

2009-10 WQF - San Jose defeated Colorado, 4-2

2003-04 WSF - San Jose defeated Colorado, 4-2

2001-02 WSF - Colorado defeated San Jose, 4-3

1998-99 WQF - Colorado defeated San Jose, 4-2

DALLAS STARS

SERIES	WON	LOST	GP	W	L	GF	GA	PP	PK
2007-08 WSF	0	1	6	2	4	11	15	2/25	17/22
1999-00 WSF	0	1	5	1	4	7	15	4/28	16/21
1997-98 WQF	0	1	6	2	4	12	16	6/36	31/38
TOTALS	0	3	17	5	12	30	46	12/89	64/91

2007-08 WSF - Dallas defeated San Jose, 4-2

1999-00 WSF - Dallas defeated San Jose, 4-1

1997-98 WQF - Dallas defeated San Jose, 4-2

SHARKS PLAYOFF RECORD BY TEAMS

DETROIT RED WINGS

SERIES	WON	LOST	GP	W	L	GF	GA	PP	PK
2010-11 WSF	1	0	7	4	3	18	18	5/28	24/28
2009-10 WSF	1	0	5	4	1	15	17	6/31	19/23
2006-07 WSF	0	1	6	2	4	9	13	2/27	20/25
1994-95 WSF	0	1	4	0	4	6	24	3/17	9/15
1993-94 WQF	1	0	7	4	3	21	27	6/36	30/35
TOTALS	3	2	29	14	15	69	99	22/139	102/126

2010-11 WSF - San Jose defeated Detroit, 4-3

2009-10 WSF - San Jose defeated Detroit, 4-1

2006-07 WSF - Detroit defeated San Jose, 4-2

1994-95 WSF - Detroit defeated San Jose, 4-0

1993-94 WQF - San Jose defeated Detroit, 4-3

EDMONTON OILERS

SERIES	WON	LOST	GP	W	L	GF	GA	PP	PK
2005-06 WSF	0	1	6	2	4	12	19	2/35	24/29
TOTALS	0	1	6	2	4	12	19	2/35	24/29

2005-06 WSF - Edmonton defeated San Jose, 4-2

LOS ANGELES KINGS

SERIES	WON	LOST	GP	W	L	GF	GA	PP	PK
2012-13 WSF	0	1	7	3	4	10	14	4/26	15/20
2010-11 WQF	1	0	6	4	2	20	20	2/23	19/24
TOTALS	1	1	13	7	6	30	34	6/49	34/44

2012-13 WSF -- Los Angeles defeated San Jose, 4-3

2010-11 WQF - San Jose defeated Los Angeles, 4-2

NASHVILLE PREDATORS

SERIES	WON	LOST	GP	W	L	GF	GA	PP	PK
2006-07 WQF	1	0	5	4	1	16	14	2/30	19/22
2005-06 WQF	1	0	5	4	1	17	10	9/37	26/34
TOTALS	2	0	10	8	2	33	24	11/67	45/56

2006-07 WQF - San Jose defeated Nashville, 4-1

2005-06 WQF - San Jose defeated Nashville, 4-1

PHOENIX COYOTES

SERIES	WON	LOST	GP	W	L	GF	GA	PP	PK
2001-02 WQF	1	0	5	4	1	13	7	2/24	24/25
TOTALS	1	0	5	4	1	13	7	2/24	24/25

2001-02 WQF - San Jose defeated Phoenix, 4-1

ST. LOUIS BLUES

SERIES	WON	LOST	GP	W	L	GF	GA	PP	PK
2011-12 WQF	0	1	5	1	4	8	14	2/17	12/18
2003-04 WQF	1	0	5	4	1	12	9	3/31	23/24
2000-01 WQF	0	1	6	2	4	11	16	0/22	22/27
1999-00 WQF	1	0	7	4	3	20	22	6/35	31/39
TOTALS	2	2	23	11	12	51	61	11/105	88/108

2011-12 WQF - St. Louis defeated San Jose, 4-1

2002-03 WQF - San Jose defeated St. Louis, 4-1

2000-01 WQF - St. Louis defeated San Jose, 4-2

1999-00 WQF - San Jose defeated St. Louis, 4-3



Evgeni Nabokov

SHARKS PLAYOFF RECORD BY TEAMS

TORONTO MAPLE LEAFS									
SERIES	WON	LOST	GP	W	L	GF	GA	PP	PK
1993-94 WSF	0	1	7	3	4	21	26	3/38	18/26
TOTALS	0	1	7	3	4	21	26	3/38	18/26

1993-94 WSF - Toronto defeated San Jose, 4-3

VANCOUVER CANUCKS									
SERIES	WON	LOST	GP	W	L	GF	GA	PP	PK
2012-13 WQF	1	0	4	4	0	15	8	7/24	8/10
2010-11 WCF	0	1	5	1	4	13	20	7/22	15/24
TOTALS	1	1	9	5	4	28	28	14/46	23/34

2012-13 WQF -- San Jose defeated Vancouver, 4-0

2010-11 WCF - Vancouver defeated San Jose, 4-1

WCF = Western Conference Finals WQF = Western Conference Quarterfinals WSF = Western Conference Semifinals

SHARKS OVERTIME PLAYOFF GAMES (36)

DATE	SERIES/GAME #	VS.	SITE	GWG	TIME	SCORE	SERIES WINNER
5/12/94	WSF/6	TOR	Maple Leaf Gardens	Mike Gartner	8:53	2-3 L	Toronto 4-3
5/09/95	WQF/2	CGY	Saddledome	Ulf Dahlen	12:21	5-4 W	San Jose, 4-3
5/19/95	WQF/7	CGY	Saddledome	Ray Whitney	21:54 2OT	5-4 W	San Jose, 4-3
4/28/98	WQF/4	DAL	San Jose Arena	Andrei Zyuzin	6:31	1-0 W	Dallas, 4-2
5/02/98	WQF/6	DAL	San Jose Arena	Mike Keane	3:43	2-3 L	Dallas, 4-2
4/24/99	WQF/2	COL	San Jose Arena	Milan Hejduk	7:53	1-2 L	Colorado, 4-2
5/03/99	WQF/6	COL	San Jose Arena	Milan Hejduk	13:12	2-3 L	Colorado, 4-2
4/21/01	WQF/5	STL	Savvis Center	Bryce Salvador	9:54	2-3 L	St. Louis, 4-2
5/13/02	WSF/6	COL	Compaq Center	Peter Forsberg	2:47	1-2 L	Colorado, 4-3
4/08/04	WQF/1	STL	HP Pavilion	Niko Dimitrakos	9:16	1-0 W	San Jose, 4-1
4/28/04	WSF/4	COL	Pepsi Center	Joe Sakic	5:15	0-1 L	San Jose, 4-2
5/01/04	WSF/5	COL	HP Pavilion	Joe Sakic	1:54	1-2 L	San Jose, 4-2
5/09/04	WCF/1	CGY	HP Pavilion	Steve Montador	18:43	3-4 L	Calgary, 4-2
5/10/06	WSF/3	EDM	Rexall Place	Shawn Horcoff	42:24 3OT	2-3 L	Edmonton, 4-2
4/11/07	WQF/1	NSH	Nashville Arena	Patrick Rissmiller	28:14 2OT	5-4 W	San Jose, 4-1
5/2/07	WSF/4	DET	HP Pavilion	Mathieu Schneider	16:04	2-3 L	Detroit, 4-2
4/25/08	WSF/1	DAL	HP Pavilion	Brenden Morrow	4:39	2-3 L	Dallas, 4-2
4/29/08	WSF/3	DAL	American Airlines Center	Mattias Norstrom	4:37	1-2 L	Dallas, 4-2
5/2/08	WSF/5	DAL	HP Pavilion	Joe Pavelski	1:05	3-2 W	Dallas, 4-2
5/4/08	WSF/6	DAL	American Airlines Center	Brenden Morrow	69:03 4OT	1-2 L	Dallas, 4-2
4/25/09	WQF/5	ANA	HP Pavilion	Patrick Marleau	6:02	3-2 W	Anaheim, 4-2
4/16/10	WQF/2	COL	HP Pavilion	Devin Setoguchi	5:22	6-5 W	San Jose, 4-2
4/18/10	WQF/3	COL	Pepsi Center	Ryan O'Reilly	0:51	0-1 L	San Jose, 4-2
4/20/10	WQF/4	COL	Pepsi Center	Joe Pavelski	10:24	2-1 W	San Jose, 4-2
5/4/10	WSF/3	DET	Joe Louis Arena	Patrick Marleau	7:07	4-3 W	San Jose, 4-1
5/21/10	WCF/3	CHI	United Center	Dustin Byfuglien	12:24	2-3 L	Chicago, 4-0
4/14/11	WQF/1	LA	HP Pavilion	Joe Pavelski	14:44	3-2 W	San Jose, 4-2
4/19/11	WQF/3	LA	Staples Center	Devin Setoguchi	3:09	6-5 W	San Jose, 4-2
4/25/11	WQF/6	LA	Staples Center	Joe Thornton	2:22	4-3 W	San Jose, 4-2
4/29/11	WSF/1	DET	HP Pavilion	Benn Ferriero	7:03	2-1 W	San Jose, 4-3
5/4/11	WSF/3	DET	Joe Louis Arena	Devin Setoguchi	9:21	4-3 W	San Jose, 4-3
5/24/11	WCF/5	VAN	Rogers Arena	Kevin Bieksa	30:18 2OT	2-3 L	Vancouver, 4-1
4/12/12	WQF/1	STL	Scottrade Center	Martin Havlat	23:34 2OT	3-2 W	St. Louis, 4-1
5/3/13	WQF/2	VAN	Rogers Arena	Raffi Torres	5:31	3-2 W	San Jose, 4-0
5/7/13	WQF/4	VAN	HP Pavilion	Patrick Marleau	13:18	4-3 W	San Jose, 4-0
5/23/13	WSF/3	LAK	HP Pavilion	Logan Couture	1:29	2-1 W	Los Angeles, 4-3
All-Time Record: 19-17		Home: 9-8		Road: 10-9			

SHARKS PLAYOFF HAT TRICKS (5)

DATE	SERIES/GAME #	VS.	SITE	GWG	SCORE	SERIES WINNER
5/6/94	WSF/3	TOR	San Jose Arena	Ulf Dahlen	5-2 W	Toronto, 4-3
4/10/04	WQF/2	STL	HP Pavilion	Patrick Marleau	3-1 W	San Jose, 4-1
4/22/04	WSF/1	COL	HP Pavilion	Patrick Marleau	5-2 W	San Jose, 4-2
4/27/06	WQF/4	NSH	HP Pavilion	Patrick Marleau	5-4 W	San Jose, 4-1
5/4/11	WSF/3	DET	Joe Louis Arena	Devin Setoguchi	4-3 W OT	San Jose, 4-3

OPPONENT PLAYOFF HAT TRICKS (5)

DATE	SERIES/GAME #	VS.	SITE	GWG	SCORE	SERIES WINNER
5/11/95	WQF/3	CGY	San Jose Arena	Mike Sullivan	2-9 L	San Jose, 4-3
5/13/95	WQF/4	CGY	San Jose Arena	T. Fleury (4 G)	4-6 L	San Jose, 4-3
4/23/00	WQF/6	STL	San Jose Arena	Scott Young	2-6 L	San Jose, 4-3
4/12/04	WQF/3	STL	Savvis Center	Mike Sillinger	1-4 L	San Jose, 4-1
5/6/10	WSF/4	DET	Joe Louis Arena	Johan Franzen (4 G)	1-7 L	San Jose, 4-1



SHARKS PLAYOFF SHUTOUTS (9)

DATE	SERIES/GAME #	VS.	SITE	GOALTENDER	SAVES	SCORE	SERIES WINNER
4/28/98	WQF/4	DAL	San Jose Arena	Mike Vernon	26	1-0 OT	Dallas, 4-2
4/14/01	WQF/2	STL	Savvis Center	Evgeni Nabokov	28	1-0	St. Louis, 4-2
4/09/04	WQF/1	STL	HP Pavilion	Evgeni Nabokov	26	1-0 OT	San Jose, 4-1
4/26/04	WSF/3	COL	Pepsi Center	Evgeni Nabokov	33	1-0	San Jose, 4-2
5/13/04	WCF/3	CGY	Pengrowth Saddledome	Evgeni Nabokov	34	3-0	Calgary, 4-2
4/23/06	WQF/2	NSH	Gaylord Ent. Center	Vesa Toskala	25	3-0	San Jose, 4-1
4/26/07	WSF/1	DET	Joe Louis Arena	Evgeni Nabokov	34	2-0	Detroit, 4-2
4/10/08	WQF/2	CGY	HP Pavilion	Evgeni Nabokov	21	2-0	San Jose, 4-3
4/22/10	WQF/5	COL	HP Pavilion	Evgeni Nabokov	28	5-0	San Jose, 4-2

OPPONENT PLAYOFF SHUTOUTS (18)

DATE	SERIES/GAME #	VS.	SITE	GOALTENDER	SAVES	SCORE	SERIES WINNER
4/20/94	WQF/2	DET	Joe Louis Arena	Chris Osgood	22	0-4 L	San Jose, 4-3
5/15/95	WQF/5	CGY	Saddledome	Trevor Kidd	25	0-5 L	San Jose, 4-3
5/21/95	WSF/1	DET	Joe Louis Arena	Mike Vernon	15	0-6 L	Detroit, 4-0
4/28/00	WSF/1	DAL	Reunion Arena	Ed Belfour	18	0-4 L	Dallas, 4-2
4/30/00	WSF/2	DAL	Reunion Arena	Ed Belfour	19	0-1 L	Dallas, 4-2
5/15/02	WSF/6	COL	Pepsi Center	Patrick Roy	27	0-1 L	Colorado, 4-3
4/28/04	WSF/4	COL	Pepsi Center	David Aebischer	27	0-1 L OT	San Jose, 4-2
5/15/04	WCF/5	CGY	HP Pavilion	Miikka Kiprusoff	19	0-3 L	Calgary, 4-2
5/17/06	WSF/6	EDM	Rexall Place	Dwayne Roloson	24	0-2 L	Edmonton, 4-2
5/7/07	WSF/6	DET	HP Pavilion	Dominik Hasek	28	0-2 L	Detroit, 4-2
4/20/08	WQF/6	CGY	Pengrowth Saddledome	Miikka Kiprusoff	21	0-2 L	San Jose, 4-3
4/16/09	WQF/1	ANA	HP Pavilion	Jonas Hiller	35	0-2 L	Anaheim, 4-2
4/23/09	WQF/4	ANA	Honda Center	Jonas Hiller	31	0-4 L	Anaheim, 4-2
4/18/10	WQF/3	COL	Pepsi Center	Craig Anderson	51	0-1 L OT	San Jose, 4-2
4/16/11	WQF/2	LA	HP Pavilion	Jonathan Quick	34	0-4 L	San Jose, 4-2
4/14/12	WQF/2	STL	Scottrade Center	J. Halak/B. Elliott	29	0-3 L	St. Louis, 4-1
5/14/13	WSF/1	LAK	Staples Center	Jonathan Quick	35	0-2 L	Los Angeles, 4-3
5/23/13	WSF/5	LAK	Staples Center	Jonathan Quick	24	0-3 L	Los Angeles, 4-3



Vesa Toskala

SHARKS PLAYOFF SCORING LEADERS BY YEAR

YEAR	GOALS	ASSISTS	POINTS	PIM
2012-13	Logan Couture (5) Patrick Marleau	Joe Pavelski (8) Joe Thornton	Joe Pavelski (12)	Brent Burns (8)
2011-12	Joe Thornton (2) Martin Havlat	Joe Thornton (3) Logan Couture Ryane Clowe	Joe Thornton (5)	Douglas Murray (19)
2010-11	Logan Couture (7) Patrick Marleau Devin Setoguchi	Joe Thornton (14)	Joe Thornton (17)	Ben Eager (41)
2009-10	Joe Pavelski (9)	Dan Boyle (12)	Joe Pavelski (17)	Ryane Clowe (28)
2008-09	Patrick Marleau (2)	Joe Thornton (4)	Joe Thornton (5) Dan Boyle	Jeremy Roenick (12)
2007-08	Ryane Clowe (5) Joe Pavelski	Joe Thornton (8)	Joe Thornton (10)	Craig Rivet (16)
2006-07	Ryane Clowe (4) Milan Michalek	Joe Thornton (10)	Joe Thornton (11)	Scott Hannan (33)
2005-06	Patrick Marleau (9)	Joe Thornton (7)	Patrick Marleau (14)	Ville Nieminen (24)
2003-04	Patrick Marleau (8)	Niko Dimitrakos (8)	V. Damphousse (14)	Jason Marshall (25)
2001-02	Patrick Marleau (6) Owen Nolan	Mike Ricci (6) V. Damphousse Niklas Sundstrom	Patrick Marleau (11) Todd Harvey	V. Damphousse (12) Scott Hannan Marcus Ragnarsson
2000-01	Scott Thornton (3)	Stephane Matteau (3) Mike Ricci Niklas Sundstrom	Stephane Matteau (4)	Bill Lindsay (16)
1999-00	Owen Nolan (8)	V. Damphousse (7)	Owen Nolan (10)	V. Damphousse (16)
1998-99	V. Damphousse (2) Bill Houlder	Jeff Norton (7)	Jeff Norton (7)	Jeff Friesen (14)
1997-98	John MacLean (2)	Bernie Nicholls (5)	John MacLean (5) Bernie Nicholls	Owen Nolan (26)
1994-95	Ulf Dahlen (5) Mike Rathje	Igor Larionov (8)	Ulf Dahlen (9) Igor Larionov	Jeff Odgers (23)
1993-94	Sergei Makarov (8)	Igor Larionov (13)	Igor Larionov (18)	Jay More (32)

SHARKS PLAYOFF GOALTENDING LEADERS BY YEAR

YEAR	GAMES PLAYED	DECISIONS	WINS	SAVES
2012-13	Antti Niemi (11)	Antti Niemi (11)	Antti Niemi (7)	Antti Niemi (277)
2011-12	Antti Niemi (5)	Antti Niemi (5)	Antti Niemi (1)	Antti Niemi (138)
2010-11	Antti Niemi (18)	Antti Niemi (17)	Antti Niemi (8)	Antti Niemi (538)
2009-10	Evgeni Nabokov (15)	Evgeni Nabokov (15)	Evgeni Nabokov (8)	Evgeni Nabokov (369)
2008-09	Evgeni Nabokov (6)	Evgeni Nabokov (6)	Evgeni Nabokov (2)	Evgeni Nabokov (155)
2007-08	Evgeni Nabokov (13)	Evgeni Nabokov (13)	Evgeni Nabokov (6)	Evgeni Nabokov (333)
2006-07	Evgeni Nabokov (11)	Evgeni Nabokov (11)	Evgeni Nabokov (6)	Evgeni Nabokov (323)
2005-06	Vesa Toskala (11)	Vesa Toskala (11)	Vesa Toskala (6)	Vesa Toskala (311)
2003-04	Evgeni Nabokov (17)	Evgeni Nabokov (17)	Evgeni Nabokov (10)	Evgeni Nabokov (431)
2001-02	Evgeni Nabokov (12)	Evgeni Nabokov (12)	Evgeni Nabokov (7)	Evgeni Nabokov (291)
2000-01	Evgeni Nabokov (4)	Evgeni Nabokov (4)	Evgeni Nabokov (1) Mikha Kiprusoff	Evgeni Nabokov (93)
1999-00	Steve Shields (12)	Steve Shields (12)	Steve Shields (5)	Steve Shields (287)
1998-99	Mike Vernon (5)	Mike Vernon (5)	Mike Vernon (2)	Mike Vernon (172)
1997-98	Mike Vernon (6)	Mike Vernon (6)	Mike Vernon (2)	Mike Vernon (124)
1994-95	Wade Flaherty (7)	Arturs Irbe (6)	Wade Flaherty (2) Arturs Irbe	Wade Flaherty (190)
1993-94	Arturs Irbe (14)	Arturs Irbe (14)	Arturs Irbe (7)	Arturs Irbe (349)



SHARKS ALL-TIME PLAYOFF SPECIAL TEAMS

YEAR		PP	PCT.	RANK	PK	PCT.	RANK
2012-13	Overall	11/50	22.0%	3rd NHL	23/30	76.7%	11th NHL
	Home	10/29	34.5%	1st NHL	10/12	83.3%	10th NHL
	Road	1/21	4.8%	12th NHL	13/18	72.2%	13th NHL
2011-12	Overall	2/17	11.8%	14th NHL	12/18	66.7%	15th NHL
	Home	1/8	12.5%	11th NHL	3/7	42.9%	16th NHL
	Road	1/9	11.1%	12th NHL	9/11	81.8%	11th NHL
2010-11	Overall	14/73	19.2%	9th NHL	58/76	76.3%	12th NHL
	Home	6/44	13/6%	13th NHL	27/36	75.0%	13th NHL
	Road	8/29	27.6%	3rd NHL	31/40	77.5%	14th NHL
2009-10	Overall	14/71	19.7%	9th NHL	40/49	81.6%	6th NHL
	Home	11/42	26.2%	5th NHL	23/26	88.5%	3rd NHL
	Road	3/29	10.3%	13th NHL	17/23	73.9%	15th NHL
2008-09	Overall	4/24	16.7%	8th NHL	18/23	78.3%	11th NHL
	Home	1/15	6.7%	14th NHL	7/9	77.8%	10th NHL
	Road	3/9	33.3%	1st NHL	11/14	78.6%	13th NHL
2007-08	Overall	8/56	14.3%	12th NHL	33/44	75.0%	14th NHL
	Home	5/31	16.1%	11th NHL	19/26	73.1%	13th NHL
	Road	3/25	12.0%	12th NHL	14/18	77.8%	11th NHL
2006-07	Overall	4/57	7.0%	14th NHL	39/47	83.0%	10th NHL
	Home	1/25	4.0%	15th NHL	14/18	77.8%	14th NHL
	Road	3/32	9.4%	10th NHL	25/29	86.2%	7th NHL
2005-06	Overall	11/72	15.3%	10th NHL	50/62	80.6%	10th NHL
	Home	5/34	14.7%	10th NHL	20/25	80.0%	11th NHL
	Road	6/38	15.8%	7th NHL	30/37	81.1%	11th NHL
2003-04	Overall	11/81	13.6%	7th NHL	66/72	91.7%	3rd NHL
	Home	7/51	13.7%	8th NHL	34/36	94.4%	4th NHL
	Road	4/30	13.6%	6th NHL	32/36	88.9%	9th NHL
2001-02	Overall	5/48	10.4%	12th NHL	43/48	89.6%	3rd NHL
	Home	4/27	14.8%	9th NHL	18/20	90.0%	5th NHL
	Road	1/21	4.8%	15th NHL	25/28	89.3%	4th NHL
2000-01	Overall	0/22	0.0%	16th NHL	22/27	81.4%	10th NHL
	Home	0/12	0.0%	16th NHL	8/12	66.7%	16th NHL
	Road	0/10	0.0%	16th NHL	14/15	93.3%	2nd NHL
1999-00	Overall	10/63	15.9%	7th NHL	48/61	78.7%	13th NHL
	Home	5/27	18.5%	8th NHL	21/25	84.0%	9th NHL
	Road	5/36	13.9%	9th NHL	27/36	75.0%	14th NHL
1998-99	Overall	7/41	17.1%	7th NHL	35/42	83.3%	9th NHL
	Home	2/18	11.1%	12th NHL	14/18	77.8%	12th NHL
	Road	5/23	21.7%	4th NHL	21/24	87.5%	6th NHL
1997-98	Overall	6/36	16.7%	4th NHL	31/38	81.6%	13th NHL
	Home	4/20	20.0%	3rd NHL	7/8	87.5%	T-5th NHL
	Road	2/16	12.5%	9th NHL	24/30	80.0%	12th NHL
1994-95	Overall	9/48	18.8%	8th NHL	33/46	71.7%	14th NHL
	Home	4/24	16.7%	7th NHL	18/21	85.7%	4th NHL
	Road	5/24	20.8%	4th NHL	15/25	60.0%	16th NHL
1993-94	Overall	9/74	12.2%	11th NHL	48/61	78.7%	11th NHL
	Home	7/36	19.4%	7th NHL	18/22	81.8%	T-11th NHL
	Road	2/38	5.3%	T-13th NHL	30/39	76.9%	13th NHL
Totals	Overall	125/833	15.0%		599/744	80.5%	
	Home	73/443	16.5%		261/321	81.3%	
	Road	52/390	13.3%		338/423	79.9%	

SHARKS PLAYOFF RESULTS BY YEAR

2012-13	Western Quarterfinals	SAN JOSE (#6 seed) defeated Vancouver (#3 seed), 4-0
	Western Semifinals	Los Angeles (#5 seed) defeated SAN JOSE (#6 seed), 4-3
2011-12	Western Quarterfinals	St. Louis (#2 seed) defeated SAN JOSE (#7 seed), 4-1
2010-11	Western Quarterfinals	SAN JOSE (#2 seed) defeated Los Angeles (#7 seed), 4-2
	Western Semifinals	SAN JOSE (#2 seed) defeated Detroit (#3 seed), 4-3
	Western Conference Final	Vancouver (#1 seed) defeated SAN JOSE (#2 seed), 4-1
2009-10	Western Quarterfinals	SAN JOSE (#1 seed) defeated Colorado (#8 seed), 4-2
	Western Semifinals	SAN JOSE (#1 seed) defeated Detroit (#5 seed), 4-1
	Western Conference Final	Chicago (#2 seed) defeated SAN JOSE (#1 seed), 4-0
2008-09	Western Quarterfinals	Anaheim (#8 seed) defeated SAN JOSE (#1 seed), 4-2
2007-08	Western Quarterfinals	SAN JOSE (#2 seed) defeated Calgary (#7 seed), 4-3
	Western Semifinals	Dallas (#5 seed) defeated SAN JOSE (#2 seed), 4-2
2006-07	Western Quarterfinals	SAN JOSE (#5 seed) defeated Nashville (#4 seed), 4-1
	Western Semifinals	Detroit (#1 seed) defeated SAN JOSE (#5 seed), 4-2
2005-06	Western Quarterfinals	SAN JOSE (#5 seed) defeated Nashville (#4 seed), 4-1
	Western Semifinals	Edmonton (#8 seed) defeated SAN JOSE (#5 seed), 4-2
2003-04	Western Quarterfinals	SAN JOSE (#2 seed) defeated St. Louis (#7 seed), 4-1
	Western Semifinals	SAN JOSE (#2 seed) defeated Colorado (#4 seed), 4-2
	Western Conference Final	Calgary (#6 seed) defeated SAN JOSE (#2 seed), 4-2
2001-02	Western Quarterfinals	SAN JOSE (#3 seed) defeated Phoenix (#6 seed), 4-1
	Western Semifinals	Colorado (#2 seed) defeated SAN JOSE (#3 seed), 4-3
2000-01	Western Quarterfinals	St. Louis (#4 seed) defeated SAN JOSE (#5 seed), 4-2
1999-00	Western Quarterfinals	SAN JOSE (#8 seed) defeated St. Louis (#1 seed), 4-3
	Western Semifinals	Dallas (#2 seed) defeated SAN JOSE (#8 seed), 4-1
1998-99	Western Quarterfinals	Colorado (#2 seed) defeated SAN JOSE (#7 seed), 4-2
1997-98	Western Quarterfinals	Dallas (#1 seed) defeated SAN JOSE (#8 seed), 4-2
1994-95	Western Quarterfinals	SAN JOSE (#7 seed) defeated Calgary (#2 seed), 4-3
	Western Semifinals	Detroit (#1 seed) defeated SAN JOSE (#7 seed), 4-0
1993-94	Western Quarterfinals	SAN JOSE (#8 seed) defeated Detroit (#1 seed), 4-3
	Western Semifinals	Toronto (#3 seed) defeated SAN JOSE (#8 seed), 4-3





SHARKS WHEN FACING ELIMINATION

DATE	OPPONENT	SITE	ROUND/GAME #	SCORE	GWG
4/30/94	Detroit	Joe Louis Arena	WQF/#7	3-2 W	Baker
5/14/94	Toronto	Maple Leaf Gardens	WSF/#7	2-4 L	Osborne
5/17/95	Calgary	San Jose Arena	WQF/#6	5-3 W	Janney
5/19/95	Calgary	Saddledome	WQF/#7	5-4 W OT	Whitney
5/27/95	Detroit	San Jose Arena	WSF/#4	2-6 L	Brown
5/02/98	Dallas	San Jose Arena	WQF/#6	2-3 L OT	Keane
5/03/99	Colorado	San Jose Arena	WQF/#6	2-3 L OT	Hejduk
4/25/00	St. Louis	Kiel Center	WQF/#7	3-1 W	Nolan
5/07/00	Dallas	Reunion Arena	WSF/#5	1-4 L	Thornton
4/21/01	St. Louis	Compaq Center	WQF/#6	1-2 L	Demitra
5/15/02	Colorado	Pepsi Center	WSF/#7	0-1 L	Forsberg
5/19/04	Calgary	Pengrowth Saddledome	WCF/#6	1-3 L	Gelinas
5/17/06	Edmonton	Rexall Place	WSF/#6	0-2 L	Horcoff
5/7/07	Detroit	HP Pavilion	WSF/#6	0-2 L	Samuelsson
4/22/08	Calgary	HP Pavilion	WQF/#7	5-3 W	Pavelski
4/30/08	Dallas	American Airlines Center	WSF/#4	2-1 W	Michalek
5/2/08	Dallas	HP Pavilion	WSF/#5	3-2 W OT	Pavelski
5/4/08	Dallas	American Airlines Center	WSF/#6	1-2 L 4OT	Morrow
4/25/09	Anaheim	HP Pavilion	WQF/#5	3-2 W OT	Marleau
4/27/09	Anaheim	Honda Center	WQF/#6	1-4 L	Selanne
5/23/10	Chicago	United Center	WCF/#4	2-4 L	Byfuglien
5/12/11	Detroit	HP Pavilion	WSF/#7	3-2 W	Marleau
5/24/11	Vancouver	Rogers Arena	WCF/#5	2-3 L 2OT	Bieksa
4/21/12	St. Louis	Scottrade Center	WQF/#5	1-3 L	Perron
5/26/13	Los Angeles	HP Pavilion	WSF/#6	2-1 W	Galiardi
5/28/13	Los Angeles	Staples Center	WSF/#7	1-2 L	Williams

Possible Playoff Elimination Games Played: 26

Team Record: 10-16 Home: 6-5 Road: 4-11



OPPONENTS WHEN FACING ELIMINATION

DATE	OPPONENT	SITE	ROUND/GAME #	SCORE	GWG
4/28/94	Detroit	Joe Louis Arena	WQF/#6	7-1 W	Chiasson
4/30/94	Detroit	Joe Louis Arena	WQF/#7	2-3 L	Baker
5/12/94	Toronto	Maple Leaf Gardens	WSF/#6	3-2 W OT	Gartner
5/14/94	Toronto	Maple Leaf Gardens	WSF/#7	4-2 W	Osborne
5/19/95	Calgary	Saddledome	WQF/#7	4-5 L OT	Whitney
4/21/00	St. Louis	Kiel Center	WQF/#5	5-3 W	Pronger
4/23/00	St. Louis	San Jose Arena	WQF/#6	6-2 W	Hecht
4/25/00	St. Louis	Kiel Center	WSF/#7	1-3 L	Nolan
4/26/02	Phoenix	Compaq Center	WQF/#5	1-4 L	Graves
5/13/02	Colorado	Compaq Center	WSF/#6	2-1 W	Forsberg
5/15/02	Colorado	Pepsi Center	WSF/#7	1-0 W	Forsberg
4/15/04	St. Louis	HP Pavilion	WQF/#5	1-3 L	Smith
4/28/04	Colorado	Pepsi Center	WSF/#4	1-0 W OT	Sakic
5/01/04	Colorado	HP Pavilion	WSF/#5	2-1 W OT	Sakic
5/04/04	Colorado	Pepsi Center	WSF/#6	1-3 L	Goc
4/30/06	Nashville	Gaylord Ent. Center	WQF/#5	2-1 L	Marleau
4/20/07	Nashville	Nashville Arena	WQF/#5	3-2 L	Marleau
4/20/08	Calgary	Pengrowth Saddledome	WQF/#6	2-0 W	Nolan
4/22/08	Calgary	HP Pavilion	WQF/#7	3-5 L	Pavelski
4/24/10	Colorado	Pepsi Center	WQF/#6	2-5 L	Pavelski
5/6/10	Detroit	Joe Louis Arena	WSF/#4	7-1 W	Zetterberg
5/8/10	Detroit	HP Pavilion	WSF/#5	1-2 L	Marleau
4/23/11	Los Angeles	HP Pavilion	WQF/#5	3-1 W	Clifford
4/25/11	Los Angeles	Staples Center	WQF/#6	3-4 L	Thornton
5/6/11	Detroit	Joe Louis Arena	WSF/#4	4-3 W	Helm
5/8/11	Detroit	HP Pavilion	WSF/#5	4-3 W	Holmstrom
5/10/11	Detroit	Joe Louis Arena	WSF/#6	3-1 W	Filppula
5/12/11	Detroit	HP Pavilion	WSF/#7	2-3 L	Marleau
5/7/13	Vancouver	HP Pavilion	WQF/#4	3-4 L	Marleau
5/28/13	Los Angeles	Staples Center	WSF/#7	2-1 W	Williams

Possible Playoff Elimination Games Played: 30

Opponents Record: 16-14 Home: 11-8 Road: 5-6



2013 SHARKS PLAYOFF SUMMARY

WESTERN CONFERENCE QUARTERFINALS VANCOUVER CANUCKS (#3) vs. SAN JOSE SHARKS (#6) SHARKS SUMMARY: WON-4 LOST-0

DATE	SCORE	ATT.	GOALTENDERS	GW GOAL
MAY 1	SHARKS 3; @ CANUCKS 1	18,910	NIEMI/LUONGO	DAN BOYLE
MAY 3	SHARKS 3; @ CANUCKS 2 OT	19,500	NIEMI/LUONGO	RAFFI TORRES
MAY 5	@ SHARKS 5; CANUCKS 2	17,562	NIEMI/SCHNEIDER, LUONGO	LOGAN COUTURE
MAY 7	@ SHARKS 4; CANUCKS 3 OT	17,562	NIEMI/SCHNEIDER	PATRICK MARLEAU

GOALS BY PERIOD	1ST	2ND	3RD	OT	TOTAL	SHOTS BY PERIOD	1ST	2ND	3RD	OT	TOTAL
SHARKS	4	2	7	2	15	SHARKS	49	36	41	20	146
CANUCKS	1	2	5	0	8	CANUCKS	40	39	38	9	126

INDIVIDUAL SCORING

SHARKS	GP	G	A	TP	+/-	PM	PP	SH	GW	GT	EN	S	PCTG
JOE PAVELSKI	4	4	4	8	1	0	3	0	0	0	0	21	19
LOGAN COUTURE	4	3	5	8	-1	0	3	0	1	0	0	11	27.3
JOE THORNTON	4	1	5	6	3	0	0	0	0	0	0	14	7.1
PATRICK MARLEAU	4	4	1	5	2	2	1	0	1	0	0	20	20
DAN BOYLE	4	1	3	4	1	0	0	0	1	0	0	11	9.1
BRENT BURNS	4	1	2	3	-1	2	0	0	0	0	0	12	8.3
TOMMY WINGELS	4	0	2	2	1	4	0	0	0	0	0	8	0
SCOTT HANNAN	4	0	2	2	1	0	0	0	0	0	0	3	0
RAFFI TORRES	4	1	0	1	1	0	0	0	1	0	0	10	10
JUSTIN BRAUN	4	0	1	1	-1	0	0	0	0	0	0	4	0
MARC-EDOUARD VLASIC	4	0	1	1	1	2	0	0	0	0	0	2	0
BRAD STUART	4	0	1	1	2	0	0	0	0	0	0	3	0
MATT IRWIN	4	0	1	1	0	4	0	0	0	0	0	5	0
ADAM BURISH	4	0	0	0	0	2	0	0	0	0	0	5	0
ANDREW DESJARDINS	4	0	0	0	1	6	0	0	0	0	0	4	0
JAMES SHEPPARD	4	0	0	0	0	0	0	0	0	0	0	3	0
TJ GALIARDI	4	0	0	0	0	2	0	0	0	0	0	7	0
SCOTT GOMEZ	2	0	0	0	0	2	0	0	0	0	0	2	0
TIM KENNEDY	1	0	0	0	0	0	0	0	0	0	0	0	0
MARTIN HAVLAT	1	0	0	0	0	0	0	0	0	0	0	1	0
POWER PLAY: 7-24 (29.2%)		PENALTY KILLING: 8-10 (80.0%)											

GOALTENDING SHARKS	GP	MIN	GA	AVG	EN	SO	W	L	SHOTS	SAVE%
ANTTI NIEMI	4	258	8	1.86	0	0	4	0	126	.937

2013 SHARKS PLAYOFF SUMMARY

WESTERN CONFERENCE SEMIFINALS

LOS ANGELES KINGS (#5) vs. SAN JOSE SHARKS (#6)

SHARKS SUMMARY: WON-3 LOST-4

DATE	SCORE	ATT.	GOALTENDERS	GW GOAL
MAY 14	SHARKS 0; @ KINGS 2	18,118	NIEMI/QUICK	SLAVA VOYNOV
MAY 16	SHARKS 3; @ KINGS 4	18,118	NIEMI/QUICK	TREVOR LEWIS
MAY 18	@ SHARKS 2; KINGS 1 OT	17,562	NIEMI/QUICK	LOGAN COUTURE
MAY 21	@ SHARKS 2; KINGS 1	17,562	NIEMI/QUICK	LOGAN COUTURE
MAY 23	SHARKS 0; @ KINGS 3	18,118	NIEMI/QUICK	ANZE KOPITAR
MAY 26	@ SHARKS 2; KINGS 1	17,562	NIEMI/QUICK	TJ GALIARDI
MAY 28	SHARKS 1; @ KINGS 2	18,118	NIEMI/QUICK	JUSTIN WILLIAMS

GOALS BY PERIOD	1ST	2ND	3RD	OT	TOTAL	SHOTS BY PERIOD	1ST	2ND	3RD	OT	TOTAL
SHARKS	3	4	2	1	10	SHARKS	67	65	71	2	205
KINGS	3	6	5	0	14	KINGS	47	58	68	0	173

INDIVIDUAL SCORING

SHARKS	GP	G	A	TP	+/-	PM	PP	SH	GW	GT	EN	S	PCTG
JOE PAVELSKI	7	0	4	4	-1	0	0	0	0	0	0	15	0.0
JOE THORNTON	7	1	3	4	2	2	1	0	0	0	0	11	9.1
DAN BOYLE	7	2	2	4	-4	2	1	0	0	0	0	15	13.3
LOGAN COUTURE	7	2	1	3	-5	0	2	0	2	0	0	22	9.1
PATRICK MARLEAU	7	1	2	3	-2	0	0	0	0	0	0	21	4.8
SCOTT HANNAN	7	0	2	2	0	4	0	0	0	0	0	6	0.0
BRAD STUART	7	1	1	2	1	2	0	0	0	0	0	7	14.3
TJ GALIARDI	7	1	1	2	1	4	0	0	1	0	0	12	8.3
SCOTT GOMEZ	7	0	2	2	0	4	0	0	0	0	0	10	0.0
BRENT BURNS	7	1	0	1	0	6	0	0	0	0	0	19	5.3
MARC-EDOUARD VLASIC	7	1	0	1	1	4	0	0	0	0	0	9	11.1
TOMMY WINGELS	7	0	0	0	0	2	0	0	0	0	0	12	0.0
BRACKEN KEARNS	7	0	0	0	-1	2	0	0	0	0	0	4	0.0
MATT IRWIN	7	0	0	0	-4	0	0	0	0	0	0	13	0.0
JUSTIN BRAUN	7	0	0	0	0	0	0	0	0	0	0	10	0.0
ANDREW DESJARDINS	7	0	0	0	0	0	0	0	0	0	0	5	0.0
JAMES SHEPPARD	7	0	0	0	-1	4	0	0	0	0	0	8	0.0
ADAM BURISH	2	0	0	0	0	2	0	0	0	0	0	4	0.0
TIM KENNEDY	2	0	0	0	0	2	0	0	0	0	0	0	0.0
MARTIN HAVLAT	1	0	0	0	0	0	0	0	0	0	0	0	0.0
JASON DEMERS	1	0	0	0	0	2	0	0	0	0	0	0	0.0
RAFFI TORRES	1	0	0	0	-2	2	0	0	0	0	0	2	0.0
POWER PLAY: 4-26 (15.4%)		PENALTY KILLING: 15-20 (75.0%)											

GOALTENDING SHARKS	GP	MIN	GA	AVG	EN	SO	W	L	SHOTS	SAVE%
ANTTI NIEMI	7	415	13	1.88	1	0	3	4	172	.924



2012 SHARKS PLAYOFF SUMMARY

WESTERN CONFERENCE QUARTERFINALS ST. LOUIS BLUES (#2) vs. SAN JOSE SHARKS (#7) SHARKS SUMMARY: WON-1 LOST-4

DATE	SCORE	ATT.	GOALTENDERS	GW GOAL
APRIL 12	SHARKS 3; @ BLUES 2 2OT	19,333	NIEMI/HALAK	MARTY HAVLAT
APRIL 14	SHARKS 0; @ BLUES 3	19,500	NIEMI/HALAK, ELLIOTT	V. SOBOTKA
APRIL 16	@ SHARKS 3; BLUES 4	17,562	NIEMI/ELLIOTT	ALEXANDER STEEN
APRIL 19	@ SHARKS 1; BLUES 2	17,562	NIEMI/ELLIOTT	ANDY McDONALD
APRIL 21	SHARKS 1; @ BLUES 3	19,490	NIEMI/ELLIOTT	DAVID PERRON

GOALS BY PERIOD	1ST	2ND	3RD	OT	TOTAL	SHOTS BY PERIOD	1ST	2ND	3RD	OT	TOTAL
SHARKS	1	2	4	1	8	SHARKS	33	51	49	11	144
BLUES	3	3	8	0	14	BLUES	46	56	37	14	153

INDIVIDUAL SCORING

SHARKS	GP	G	A	TP	+/-	PM	PP	SH	GW	GT	EN	S	PCTG
JOE THORNTON	5	2	3	5	2	2	0	0	0	0	0	15	13.3
LOGAN COUTURE	5	1	3	4	-1	0	0	0	0	0	0	19	5.3
MARTIN HAVLAT	5	2	1	3	-1	8	1	0	1	1	0	15	13.3
RYANE CLOWE	5	0	3	3	-3	0	0	0	0	0	0	10	0
BRENT BURNS	5	1	1	2	2	4	1	0	0	0	0	13	7.7
DAN BOYLE	5	0	2	2	0	4	0	0	0	0	0	9	0
ANDREW DESJARDINS	5	1	0	1	1	2	0	0	0	0	0	5	20
COLIN WHITE	3	1	0	1	0	0	0	0	0	0	0	1	100
TORREY MITCHELL	5	0	1	1	0	6	0	0	0	0	0	3	0
TOMMY WINGELS	5	0	1	1	1	7	0	0	0	0	0	3	0
DANIEL WINNIK	5	0	1	1	1	6	0	0	0	0	0	3	0
JUSTIN BRAUN	5	0	0	0	-2	15	0	0	0	0	0	9	0
PATRICK MARLEAU	5	0	0	0	-1	4	0	0	0	0	0	9	0
DOUGLAS MURRAY	5	0	0	0	-1	19	0	0	0	0	0	1	0
JOE PAVELSKI	5	0	0	0	-3	5	0	0	0	0	0	13	0
MARC-EDOUARD VLASIC	5	0	0	0	-2	2	0	0	0	0	0	4	0
JASON DEMERS	3	0	0	0	-1	2	0	0	0	0	0	2	0
T.J. GALLIARDI	3	0	0	0	-1	6	0	0	0	0	0	1	0
DOMINIC MOORE	3	0	0	0	-1	5	0	0	0	0	0	5	0
MICHAL HANDZUS	2	0	0	0	0	0	0	0	0	0	0	4	0
BRAD WINCHESTER	1	0	0	0	0	0	0	0	0	0	0	0	0

POWER PLAY: 2-17 (11.8%) PENALTY KILLING: 12-18 (66.7%)

GOALTENDING SHARKS	GP	MIN	GA	AVG	EN	SO	W	L	SHOTS	SAVE%
ANTTI NIEMI	5	318	13	2.45	1	0	1	4	151	.914

2011 SHARKS PLAYOFF SUMMARY

WESTERN CONFERENCE QUARTERFINALS

LOS ANGELES KINGS (#7) vs. SAN JOSE SHARKS (#2)

SHARKS SUMMARY: WON-4 LOST-2

DATE	SCORE	ATT.	GOALTENDERS	GW GOAL
APRIL 14	@ SHARKS 3; KINGS 2 OT	17,562	NIEMI/QUICK	JOE PAVELSKI
APRIL 16	@ SHARKS 0; KINGS 4	17,562	NIEMI/QUICK	JACK JOHNSON
APRIL 19	SHARKS 6; @ KINGS 5 OT	18,216	NIITYMAKI, NIEMI/QUICK	D. SETOGUCHI
APRIL 21	SHARKS 6; @ KINGS 3	18,234	NIEMI/QUICK	JOE THORNTON
APRIL 23	@ SHARKS 1; KINGS 3	17,562	NIITYMAKI, NIEMI/QUICK	K. CLIFFORD
APRIL 25	SHARKS 6; @ KINGS 5 OT	18,118	NIEMI/QUICK	JOE THORNTON

GOALS BY PERIOD	1ST	2ND	3RD	OT	TOTAL	SHOTS BY PERIOD	1ST	2ND	3RD	OT	TOTAL
SHARKS	1	12	4	3	20	SHARKS	84	73	55	17	229
KINGS	8	8	4	0	20	KINGS	42	72	46	9	169

INDIVIDUAL SCORING

SHARKS	GP	G	A	TP	+/-	PM	PP	SH	GW	GT	EN	S	PCTG
RYANE CLOWE	6	4	3	7	2	8	2	0	0	0	0	16	25.0
LOGAN COUTURE	6	2	3	5	1	0	0	0	0	0	0	20	10.0
PATRICK MARLEAU	6	2	3	5	2	0	0	0	0	0	0	22	9.1
JOE THORNTON	6	2	3	5	1	4	0	0	2	1	0	11	18.2
IAN WHITE	5	0	5	5	4	4	0	0	0	0	0	9	0.0
JOE PAVELSKI	6	3	1	4	4	0	0	0	1	1	0	28	10.7
DANY HEATLEY	6	2	2	4	-1	2	0	0	0	0	0	16	12.5
TORREY MITCHELL	6	1	3	4	3	0	0	0	0	0	0	15	6.7
KYLE WELLWOOD	6	1	3	4	6	0	0	0	0	0	0	9	11.1
JASON DEMERS	6	2	1	3	0	6	0	0	0	0	0	10	20.0
DAN BOYLE	6	0	3	3	-1	4	0	0	0	0	0	19	0.0
NICLAS WALLIN	6	0	3	3	1	10	0	0	0	0	0	10	0.0
DEVIN SETOGUCHI	6	1	1	2	-2	4	0	0	1	1	0	22	4.5
DOUGLAS MURRAY	6	0	1	1	1	2	0	0	0	0	0	9	0.0
MARC-EDOUARD VLASIC	6	0	1	1	2	0	0	0	0	0	0	5	0.0
JAMAL MAYERS	6	0	0	0	-3	12	0	0	0	0	0	2	0.0
SCOTT NICHOL	6	0	0	0	-3	12	0	0	0	0	0	3	0.0
BEN EAGER	4	0	0	0	-2	7	0	0	0	0	0	2	0.0
JAMIE MCGINN	2	0	0	0	-1	15	0	0	0	0	0	0	0.0
JUSTIN BRAUN	1	0	0	0	-1	0	0	0	0	0	0	1	0.0
POWER PLAY: 2-23 (8.7%)		PENALTY KILLING: 19-24 (79.2%)											

GOALTENDING SHARKS	GP	MIN	GA	AVG	EN	SO	W	L	SHOTS	SAVE%
ANTTI NIEMI	6	286	19	3.99	0	0	3	2	139	.863
ANTERO NIITYMAKI	2	91	1	0.66	0	0	1	0	30	.967



2011 SHARKS PLAYOFF SUMMARY

WESTERN CONFERENCE SEMIFINALS
DETROIT RED WINGS (#3) vs. SAN JOSE SHARKS (#2)
SHARKS SUMMARY: WON-4 LOST-3

DATE	SCORE	ATT.	GOALTENDERS	GW GOAL
APRIL 29	@ SHARKS 2; RED WINGS 1 OT	17,562	NIEMI/HOWARD	BENN FERRIERO
MAY 1	@ SHARKS 2; RED WINGS 1	17,562	NIEMI/HOWARD	NICLAS WALLIN
MAY 4	SHARKS 4; @ RED WINGS 3 OT	20,066	NIEMI/HOWARD	DEVIN SETOGUCHI
MAY 6	SHARKS 3; @ RED WINGS 4	20,066	NIEMI/HOWARD	DARREN HELM
MAY 8	@ SHARKS 3; RED WINGS 4	17,562	NIEMI/HOWARD	TOMAS HOLMSTROM
MAY 10	SHARKS 1; @ RED WINGS 3	20,066	NIEMI/HOWARD	VAL FLIPPULA
MAY 12	@ SHARKS 3; RED WINGS 2	17,562	NIEMI/HOWARD	PATRICK MARLEAU

GOALS BY PERIOD	1ST	2ND	3RD	OT	TOTAL	SHOTS BY PERIOD	1ST	2ND	3RD	OT	TOTAL
SHARKS	6	3	7	2	18	SHARKS	78	78	80	10	246
RED WINGS	5	4	9	0	18	RED WINGS	85	82	72	8	247

INDIVIDUAL SCORING

SHARKS	GP	G	A	TP	+/-	PM	PP	SH	GW	GT	EN	S	PCTG
DAN BOYLE	7	2	6	8	-1	2	0	0	0	0	0	27	7.4
LOGAN COUTURE	7	4	3	7	2	2	0	0	0	0	0	27	14.8
DEVIN SETOGUCHI	7	5	1	6	-1	8	3	0	1	1	0	27	18.5
JOE THORNTON	7	0	6	6	-3	10	0	0	0	0	0	17	0.0
RYANE CLOWE	6	0	6	6	4	10	0	0	0	0	0	13	0.0
DANY HEATLEY	7	1	3	4	-1	6	0	0	0	0	0	17	5.9
JOE PAVELSKI	7	2	1	3	0	6	1	0	0	0	0	18	11.1
KYLE WELLWOOD	7	0	3	3	1	0	0	0	0	0	0	4	0.0
IAN WHITE	7	1	1	2	1	4	1	0	0	0	0	19	5.3
BENN FERRIERO	7	1	0	1	0	6	0	0	1	1	0	2	50.0
PATRICK MARLEAU	7	1	0	1	-1	2	0	0	1	0	0	21	4.8
NICLAS WALLIN	7	1	0	1	1	0	0	0	1	0	0	10	10.0
TORREY MITCHELL	7	0	1	1	-1	6	0	0	0	0	0	11	0.0
JASON DEMERS	7	0	0	0	-1	2	0	0	0	0	0	10	0.0
DOUGLAS MURRAY	7	0	0	0	-2	2	0	0	0	0	0	8	0.0
SCOTT NICHOL	7	0	0	0	-3	2	0	0	0	0	0	4	0.0
MARC-EDOUARD VLASIC	7	0	0	0	0	4	0	0	0	0	0	8	0.0
BEN EAGER	4	0	0	0	0	12	0	0	0	0	0	2	0.0
JAMAL MAYERS	2	0	0	0	-1	0	0	0	0	0	0	0	0.0
JAMIE MCGINN	2	0	0	0	0	0	0	0	0	0	0	1	0.0
POWER PLAY: 5-28 (17.9%)		PENALTY KILLING: 24-28 (85.7%)											

GOALTENDING SHARKS	GP	MIN	GA	AVG	EN	SO	W	L	SHOTS	SAVE%
ANTTI NIEMI	7	432	17	2.36	1	0	4	3	246	.931

2011 SHARKS PLAYOFF SUMMARY

WESTERN CONFERENCE FINAL
VANCOUVER CANUCKS (#1) vs. SAN JOSE SHARKS (#2)
SHARKS SUMMARY: WON-1 LOST-4

DATE	SCORE	ATT.	GOALTENDERS	GW GOAL
MAY 15	SHARKS 2; @ CANUCKS 3	18,860	NIEMI/LUONGO	HENRIK SEDIN
MAY 18	SHARKS 3; @ CANUCKS 7	18,860	NIEMI/LUONGO	CHRIS HIGGINS
MAY 20	@ SHARKS 4; CANUCKS 3	17,562	NIEMI/LUONGO	DAN BOYLE
MAY 22	@ SHARKS 2; CANUCKS 4	17,562	NIEMI/LUONGO	SAMI SALO
MAY 24	SHARKS 2; @ CANUCKS 3 (2 OT)	18,860	NIEMI/LUONGO	KEVIN BIEKSA

GOALS BY PERIOD	1ST	2ND	3RD	OT	TOTAL	SHOTS BY PERIOD	1ST	2ND	3RD	OT	TOTAL
SHARKS	6	2	5	0	13	SHARKS	64	53	52	20	189
CANUCKS	3	5	11	1	20	CANUCKS	44	51	44	14	153

INDIVIDUAL SCORING

SHARKS	GP	G	A	TP	+/-	PM	PP	SH	GW	GT	EN	S	PCTG
PATRICK MARLEAU	5	4	3	7	-2	7	3	0	0	0	0	16	25.0
JOE THORNTON	5	1	5	6	-3	2	0	0	0	0	0	20	5.0
DAN BOYLE	5	2	3	5	-5	2	2	0	1	0	0	21	9.5
JOE PAVELSKI	5	0	3	3	-3	4	0	0	0	0	0	12	0.0
RYANE CLOWE	5	2	0	2	-1	14	1	0	0	0	0	10	20.0
LOGAN COUTURE	5	1	1	2	-1	0	1	0	0	0	0	17	5.9
DEVIN SETOGUCHI	5	1	1	2	-4	0	0	0	0	0	0	16	6.2
MARC-EDOUARD VLASIC	5	0	2	2	2	0	0	0	0	0	0	5	0.0
IAN WHITE	5	0	2	2	-2	0	0	0	0	0	0	12	0.0
ANDREW DESJARDINS	3	1	0	1	1	4	0	0	0	0	0	4	25.0
BEN EAGER	2	1	0	1	0	22	0	0	0	0	0	7	14.3
DANY HEATLEY	5	0	1	1	0	4	0	0	0	0	0	14	0.0
KENT HUSKINS	5	0	1	1	1	2	0	0	0	0	0	2	0.0
JAMIE MCGINN	3	0	1	1	1	15	0	0	0	0	0	2	0.0
TORREY MITCHELL	5	0	0	0	-2	4	0	0	0	0	0	7	0.0
DOUGLAS MURRAY	5	0	0	0	-6	4	0	0	0	0	0	10	0.0
NICLAS WALLIN	5	0	0	0	0	0	0	0	0	0	0	4	0.0
KYLE WELLWOOD	5	0	0	0	-1	0	0	0	0	0	0	5	0.0
JAMAL MAYERS	4	0	0	0	1	0	0	0	0	0	0	3	0.0
SCOTT NICHOL	2	0	0	0	-1	12	0	0	0	0	0	1	0.0
BENN FERRIERO	1	0	0	0	0	0	0	0	0	0	0	1	0.0

POWER PLAY: 7-22 (31.8%)

PENALTY KILLING: 15-24 (62.5%)

GOALTENDING SHARKS	GP	MIN	GA	AVG	EN	SO	W	L	SHOTS	SAVE%
ANTTI NIEMI	5	326	20	3.68	0	0	1	4	153	.869



2010 SHARKS PLAYOFF SUMMARY

WESTERN CONFERENCE QUARTERFINALS COLORADO AVALANCHE (#8) vs. SAN JOSE SHARKS (#1) SHARKS SUMMARY: WON-4 LOST-2

DATE	SCORE	ATT.	GOALTENDERS	GW GOAL
APRIL 14	@ SHARKS 1; AVALANCHE 2	17,562	NABOKOV/ANDERSON, BUDAJ	CHRIS STEWART
APRIL 16	@ SHARKS 6; AVALANCHE 5 OT	17,562	NABOKOV/ANDERSON	DEVIN SETOGUCHI
APRIL 18	SHARKS 0; @ AVALANCHE 1 OT	18,007	NABOKOV/ANDERSON	RYAN O'REILLY
APRIL 20	SHARKS 2; @ AVALANCHE 1 OT	18,007	NABOKOV/ANDERSON	JOE PAVELSKI
APRIL 22	@ SHARKS 5; AVALANCHE 0	17,562	NABOKOV/ANDERSON	LOGAN COUTURE
APRIL 24	SHARKS 5; @ AVALANCHE 2	18,007	NABOKOV/ANDERSON	JOE PAVELSKI

GOALS BY PERIOD	1ST	2ND	3RD	OT	TOTAL	SHOTS BY PERIOD	1ST	2ND	3RD	OT	TOTAL
SHARKS	3	6	8	2	19	SHARKS	70	79	78	18	245
AVALANCHE	1	6	3	1	11	AVALANCHE	41	50	47	11	149

INDIVIDUAL SCORING

SHARKS	GP	G	A	TP	+/-	PM	PP	SH	GW	GT	EN	S	PCTG
JOE PAVELSKI	6	5	3	8	6	4	1	0	2	1	0	25	20.0
RYANE CLOWE	6	1	7	8	6	0	0	0	0	0	0	22	4.5
DEVIN SETOGUCHI	6	3	3	6	4	4	1	0	1	1	1	33	9.1
DAN BOYLE	6	2	4	6	5	0	1	0	0	0	0	15	13.3
DOUGLAS MURRAY	6	1	4	5	4	0	0	0	0	0	1	2	50.0
DANY HEATLEY	5	0	4	4	-1	0	0	0	0	0	0	15	0.0
PATRICK MARLEAU	6	1	2	3	-2	6	1	0	0	0	0	24	4.2
JOE THORNTON	6	0	3	3	-4	0	0	0	0	0	0	15	0.0
LOGAN COUTURE	6	2	0	2	2	0	0	0	1	0	0	6	33.3
ROB BLAKE	6	1	1	2	1	8	0	0	0	0	0	21	4.8
SCOTT NICHOL	6	1	1	2	2	8	0	0	0	0	0	13	7.7
MANNY MALHOTRA	6	1	0	1	0	0	1	0	0	0	0	24	4.2
DWIGHT HELMINEN	4	1	0	1	1	0	0	0	0	0	0	5	20.0
JASON DEMERS	6	0	1	1	-1	6	0	0	0	0	0	5	0.0
TORREY MITCHELL	6	0	1	1	0	0	0	0	0	0	0	8	0.0
MARC-EDOUARD VLASIC	6	0	1	1	1	0	0	0	0	0	0	6	0.0
JED ORTMAYER	2	0	1	1	1	0	0	0	0	0	0	1	0.0
KENT HUSKINS	6	0	0	0	-1	2	0	0	0	0	0	1	0.0
JAMIE MCGINN	6	0	0	0	2	6	0	0	0	0	0	4	0.0
NICLAS WALLIN	1	0	0	0	0	0	0	0	0	0	0	0	0.0
POWER PLAY: 5-26 (19.2%)		PENALTY KILLING: 13-15 (86.7%)											

GOALTENDING SHARKS	GP	MIN	GA	AVG	EN	SO	W	L	SHOTS	SAVE%
EVGENI NABOKOV	6	375	11	1.76	0	1	4	2	149	.926

2010 SHARKS PLAYOFF SUMMARY

WESTERN CONFERENCE SEMIFINALS
DETROIT RED WINGS (#5) vs. SAN JOSE SHARKS (#1)
SHARKS SUMMARY: WON-4 LOST-1

DATE	SCORE	ATT.	GOALTENDERS	GW GOAL
APRIL 29	@ SHARKS 4; RED WINGS 3	17,562	NABOKOV/HOWARD	JOE PAVELSKI
MAY 2	@ SHARKS 4; RED WINGS 3	17,562	NABOKOV/HOWARD	JOE THORNTON
MAY 4	SHARKS 4; @ RED WINGS 3 OT	20,066	NABOKOV/HOWARD	PATRICK MARLEAU
MAY 6	SHARKS 1; @ RED WINGS 7	20,066	NABOKOV, GREISS/HOWARD	JOHAN FRANZEN
MAY 8	@ SHARKS 2; RED WINGS 1	17,562	NABOKOV/HOWARD	PATRICK MARLEAU

GOALS BY PERIOD	1ST	2ND	3RD	OT	TOTAL	SHOTS BY PERIOD	1ST	2ND	3RD	OT	TOTAL
SHARKS	6	2	6	1	15	SHARKS	59	42	59	6	166
RED WINGS	10	5	2	0	17	RED WINGS	46	56	53	5	160

INDIVIDUAL SCORING

SHARKS	GP	G	A	TP	+/-	PM	PP	SH	GW	GT	EN	S	PCTG
JOE THORNTON	5	3	5	8	-2	16	1	0	1	0	0	10	30.0
JOE PAVELSKI	5	4	3	7	1	2	4	0	1	0	0	27	14.8
DANY HEATLEY	5	2	5	7	-2	10	1	0	0	0	0	16	12.5
PATRICK MARLEAU	4	2	2	4	1	2	0	0	2	1	0	18	11.1
DAN BOYLE	5	0	3	3	-4	6	0	0	0	0	0	23	0.0
JASON DEMERS	5	0	3	3	0	2	0	0	0	0	0	3	0.0
DEVIN SETOGUCHI	5	2	0	2	1	0	0	0	0	0	0	11	18.2
RYANE CLOWE	5	1	1	2	-1	12	0	0	0	0	0	10	10.0
LOGAN COUTURE	5	1	0	1	0	2	0	0	0	0	0	7	14.3
TORREY MITCHELL	5	0	1	1	-4	2	0	0	0	0	0	7	0.0
DOUGLAS MURRAY	5	0	1	1	-3	6	0	0	0	0	0	5	0.0
MARC-EDOUARD VLASIC	5	0	1	1	0	4	0	0	0	0	0	6	0.0
ROB BLAKE	5	0	0	0	0	0	0	0	0	0	0	6	0.0
KENT HUSKINS	5	0	0	0	-1	4	0	0	0	0	0	1	0.0
MANNY MALHOTRA	5	0	0	0	0	0	0	0	0	0	0	6	0.0
JAMIE MCGINN	5	0	0	0	-1	2	0	0	0	0	0	4	0.0
SCOTT NICHOL	5	0	0	0	-2	9	0	0	0	0	0	5	0.0
DWIGHT HELMINEN	3	0	0	0	-1	4	0	0	0	0	0	0	0.0
JED ORTMAYER	2	0	0	0	-2	0	0	0	0	0	0	1	0.0
NICLAS WALLIN	1	0	0	0	0	0	0	0	0	0	0	0	0.0
POWER PLAY: 6-31 (19.4%)		PENALTY KILLING: 19-23 (82.6%)											

GOALTENDING SHARKS	GP	MIN	GA	AVG	EN	SO	W	L	SHOTS	SAVE%
EVGENI NABOKOV	5	267	15	3.37	0	0	4	1	132	.886
THOMAS GREISS	1	40	2	3.00	0	0	0	0	28	.929



2010 SHARKS PLAYOFF SUMMARY

WESTERN CONFERENCE FINAL
CHICAGO BLACKHAWKS (#2) vs. SAN JOSE SHARKS (#1)
SHARKS SUMMARY: WON-0 LOST-4

DATE	SCORE	ATT.	GOALTENDERS	GW GOAL
MAY 16	@ SHARKS 1; BLACKHAWKS 2	17,562	NABOKOV/NIEMI	DUSTIN BYFUGLIEN
MAY 18	@ SHARKS 2; BLACKHAWKS 4	17,562	NABOKOV/NIEMI	JONATHAN TOEWS
MAY 21	SHARKS 2; @ BLACKHAWKS 3 OT	22,311	NABOKOV/NIEMI	DUSTIN BYFUGLIEN
MAY 23	SHARKS 2; @ BLACKHAWKS 4	22,224	NABOKOV/NIEMI	DUSTIN BYFUGLIEN

GOALS BY PERIOD	1ST	2ND	3RD	OT	TOTAL	SHOTS BY PERIOD	1ST	2ND	3RD	OT	TOTAL
SHARKS	2	3	2	0	7	SHARKS	41	48	42	5	136
BLACKHAWKS	1	6	5	1	13	BLACKHAWKS	37	42	37	11	127

INDIVIDUAL SCORING														
SHARKS	GP	G	A	TP	+/-	PM	PP	SH	GW	GT	EN	S	PCTG	
PATRICK MARLEAU	4	5	1	6	-2	0	2	1	0	0	0	14	35.7	
DAN BOYLE	4	0	5	5	-2	2	0	0	0	0	0	9	0.0	
DANY HEATLEY	4	0	2	2	-4	6	0	0	0	0	0	14	0.0	
JOE PAVELSKI	4	0	2	2	-1	0	0	0	0	0	0	13	0.0	
LOGAN COUTURE	4	1	0	1	-1	2	0	0	0	0	0	5	20.0	
JASON DEMERS	4	1	0	1	1	0	1	0	0	0	0	4	25.0	
DOUGLAS MURRAY	4	0	1	1	-2	2	0	0	0	0	0	7	0.0	
DEVIN SETOGUCHI	4	0	1	1	-2	2	0	0	0	0	0	14	0.0	
JOE THORNTON	4	0	1	1	-5	2	0	0	0	0	0	10	0.0	
MARC-EDOUARD VLASIC	4	0	1	1	-1	0	0	0	0	0	0	3	0.0	
ROB BLAKE	4	0	0	0	-1	2	0	0	0	0	0	11	0.0	
RYANE CLOWE	4	0	0	0	-1	16	0	0	0	0	0	10	0.0	
KENT HUSKINS	4	0	0	0	-3	0	0	0	0	0	0	1	0.0	
MANNY MALHOTRA	4	0	0	0	-1	0	0	0	0	0	0	7	0.0	
JAMIE MCGINN	4	0	0	0	0	0	0	0	0	0	0	3	0.0	
TORREY MITCHELL	4	0	0	0	-1	0	0	0	0	0	0	6	0.0	
SCOTT NICHOL	4	0	0	0	-1	0	0	0	0	0	0	3	0.0	
NICLAS WALLIN	4	0	0	0	-3	2	0	0	0	0	0	2	0.0	
POWER PLAY: 3-14 (21.4%)		PENALTY KILLING: 8-11 (72.7%)												

GOALTENDING SHARKS	GP	MIN	GA	AVG	EN	SO	W	L	SHOTS	SAVE%
EVGENI NABOKOV	4	248	12	2.90	1	0	0	4	126	.905

2009 SHARKS PLAYOFF SUMMARY

WESTERN CONFERENCE QUARTERFINALS

ANAHEIM DUCKS (#8) vs. SAN JOSE SHARKS (#1)

SHARKS SUMMARY: WON-2 LOST-4

DATE	SCORE	ATT.	GOALTENDERS	GW GOAL
APRIL 16	@ SHARKS 0; DUCKS 2	17,496	NABOKOV/HILLER	SCOTT NIEDERMAYER
APRIL 19	@ SHARKS 2; DUCKS 3	17,496	NABOKOV/HILLER	BOBBY RYAN
APRIL 21	SHARKS 4; @ DUCKS 3	16,277	NABOKOV/HILLER	PATRICK MARLEAU
APRIL 23	SHARKS 0; @ DUCKS 4	16,830	NABOKOV/HILLER	BOBBY RYAN
APRIL 25	@ SHARKS 3; DUCKS 2 OT	17,496	NABOKOV/HILLER	PATRICK MARLEAU
APRIL 27	SHARKS 1; @ DUCKS 4	17,174	NABOKOV/HILLER	TEEMU SELANNE

GOALS BY PERIOD	1ST	2ND	3RD	OT	TOTAL	SHOTS BY PERIOD	1ST	2ND	3RD	OT	TOTAL
SHARKS	4	3	2	1	10	SHARKS	82	74	67	7	230
DUCKS	4	5	9	0	18	DUCKS	48	58	47	3	156

INDIVIDUAL SCORING

SHARKS	GP	G	A	TP	+/-	PM	PP	SH	GW	GT	EN	S	PCTG
JOE THORNTON	6	1	4	5	-3	5	1	0	0	0	0	17	5.9
DAN BOYLE	6	2	2	4	-1	8	1	0	0	0	0	18	11.1
ROBERT BLAKE	6	1	3	4	-5	4	0	0	0	0	0	26	3.8
PATRICK MARLEAU	6	2	1	3	0	8	1	0	2	1	0	12	16.7
DEVIN SETOGUCHI	6	1	2	3	-1	2	0	0	0	0	0	17	5.9
JONATHAN CHEECHOO	6	1	1	2	1	4	0	0	0	0	0	17	5.9
RYANE CLOWE	6	1	1	2	-4	8	0	0	0	0	0	11	9.1
MILAN MICHALEK	6	1	0	1	-3	2	1	0	0	0	0	20	5.0
JEREMY ROENICK	6	0	1	1	-1	12	0	0	0	0	0	11	0
JOE PAVELSKI	6	0	1	1	-3	9	0	0	0	0	0	18	0
MARC-EDOUARD VLASIC	6	0	1	1	-6	0	0	0	0	0	0	5	0
CLAUDE LEMIEUX	1	0	0	0	0	0	0	0	0	0	0	1	0
JODY SHELLEY	1	0	0	0	0	0	0	0	0	0	0	0	0
TORREY MITCHELL	4	0	0	0	-1	2	0	0	0	0	0	9	0
MIKE GRIER	6	0	0	0	-2	6	0	0	0	0	0	8	0
BRAD LUKOWICH	6	0	0	0	1	0	0	0	0	0	0	6	0
EVGENI NABOKOV	6	0	0	0	0	0	0	0	0	0	0	0	0
DOUGLAS MURRAY	6	0	0	0	-1	9	0	0	0	0	0	3	0
TRAVIS MOEN	6	0	0	0	-4	2	0	0	0	0	0	4	0
MARCEL GOC	6	0	0	0	-2	2	0	0	0	0	0	7	0
CHRISTIAN EHROFF	6	0	0	0	-2	2	0	0	0	0	0	20	0
POWER PLAY: 4-24 (16.7%)		PENALTY KILLING: 5-23 (78.3%)											

GOALTENDING SHARKS	GP	MIN	GA	AVG	EN	SO	W	L	SHOTS	SAVE%
EVGENI NABOKOV	6	362	17	2.82	1	0	2	4	155	.890



2008 SHARKS PLAYOFF SUMMARY

WESTERN CONFERENCE QUARTERFINALS CALGARY FLAMES (#7) vs. SAN JOSE SHARKS (#2) SHARKS SUMMARY: WON-4 LOST-3

DATE	SCORE	ATT.	GOALTENDERS	GW GOAL
APRIL 9	@ SHARKS 2; FLAMES 3	17,496	NABOKOV/KIPRUSOFF	STEPHANE YELLE
APRIL 10	@ SHARKS 2; FLAMES 0	17,496	NABOKOV/KIPRUSOFF	JOE PAVELSKI
APRIL 13	SHARKS 3; @ FLAMES 4	19,289	NABOKOV/KIPRUSOFF, JOSEPH	OWEN NOLAN
APRIL 15	SHARKS 3; @ FLAMES 2	19,289	NABOKOV/KIPRUSOFF	JOE THORNTON
APRIL 17	@ SHARKS 4; FLAMES 3	17,496	NABOKOV/KIPRUSOFF	JONATHAN CHEECHOO
APRIL 20	SHARKS 0; @ FLAMES 2	19,289	NABOKOV/KIPRUSOFF	OWEN NOLAN
APRIL 22	@ SHARKS 5; FLAMES 3	17,496	NABOKOV/JOSEPH, KIPRUSOFF	JOE PAVELSKI

GOALS BY PERIOD	1ST	2ND	3RD	OT	TOTAL	SHOTS BY PERIOD	1ST	2ND	3RD	OT	TOTAL
SHARKS	5	9	5	0	19	SHARKS	57	106	66	0	229
FLAMES	6	6	5	0	17	FLAMES	52	58	52	0	162

INDIVIDUAL SCORING

SHARKS	GP	G	A	TP	+/-	PM	PP	SH	GW	GT	EN	S	PCTG
RYANE CLOWE	7	4	4	8	1	8	2	0	0	0	0	30	13.3
JOE PAVELSKI	7	3	4	7	3	0	1	0	2	0	0	27	11.1
JOE THORNTON	7	2	5	7	1	0	1	0	1	0	0	14	14.3
PATRICK MARLEAU	7	2	4	6	0	2	0	0	0	0	0	24	8.3
JONATHAN CHEECHOO	7	3	2	5	1	2	0	0	1	0	0	18	16.7
JEREMY ROENICK	6	2	2	4	0	0	1	0	0	0	0	7	28.6
BRIAN CAMPBELL	7	0	3	3	-1	0	0	0	0	0	0	11	0.0
CRAIG RIVET	7	0	3	3	-1	6	0	0	0	0	0	13	0.0
CHRISTIAN EHRHOFF	4	0	3	3	4	6	0	0	0	0	0	6	0.0
DOUGLAS MURRAY	7	1	1	2	0	0	0	0	0	0	0	11	9.1
DEVIN SETOGUCHI	4	1	1	2	0	0	0	0	0	0	0	7	14.3
TORREY MITCHELL	7	1	0	1	0	8	1	0	0	0	0	10	10.0
MIKE GRIER	7	0	1	1	1	0	0	0	0	0	0	13	0.0
MARC-EDOUARD VLASIC	7	0	1	1	3	0	0	0	0	0	0	10	0.0
MILAN MICHALEK	7	0	0	0	2	2	0	0	0	0	0	7	0.0
MATT CARLE	6	0	0	0	1	4	0	0	0	0	0	2	0.0
JODY SHELLEY	6	0	0	0	-1	2	0	0	0	0	0	1	0.0
KYLE MCLAREN	5	0	0	0	-2	6	0	0	0	0	0	0	0.0
PATRICK RISSMILLER	5	0	0	0	-1	4	0	0	0	0	0	12	0.0
CURTIS BROWN	4	0	0	0	-2	2	0	0	0	0	0	2	0.0
MARCEL GOC	1	0	0	0	1	0	0	0	0	0	0	1	0.0
ALEXEI SEMENOV	1	0	0	0	0	0	0	0	0	0	0	3	0.0
POWER PLAY: 6-31 (19.4%)		PENALTY KILLING: 16-22 (72.7%)											

GOALTENDING SHARKS	GP	MIN	GA	AVG	EN	SO	W	L	SHOTS	SAVE%
EVGENI NABOKOV	7	416	17	2.45	0	1	4	3	162	.895

2008 SHARKS PLAYOFF SUMMARY

WESTERN CONFERENCE SEMIFINALS

DALLAS STARS (#5) vs. SAN JOSE SHARKS (#2)

SHARKS SUMMARY: WON-2 LOST-4

DATE	SCORE	ATT.	GOALTENDERS	GW GOAL
APRIL 25	@ SHARKS 2; STARS 3 OT	17,496	NABOKOV/TURCO	BRENDEN MORROW
APRIL 27	@ SHARKS 2; STARS 5	17,496	NABOKOV, BOUCHER/TURCO	MIKE MODANO
APRIL 29	SHARKS 1; @ STARS 2 OT	18,532	NABOKOV/TURCO	MATTIAS NORSTROM
APRIL 30	SHARKS 2; @ STARS 1	18,584	NABOKOV/TURCO	MILAN MICHALEK
MAY 2	@ SHARKS 3; STARS 2 OT	17,496	NABOKOV/TURCO	JOE PAVELSKI
MAY 4	SHARKS 1; @ STARS 2 4OT	18,532	NABOKOV/TURCO	BRENDEN MORROW

GOALS BY PERIOD	1ST	2ND	3RD	OT	TOTAL	SHOTS BY PERIOD	1ST	2ND	3RD	OT	TOTAL
SHARKS	2	3	5	1	11	SHARKS	49	53	49	35	186
STARS	1	6	5	3	15	STARS	40	46	46	40	172

INDIVIDUAL SCORING

SHARKS	GP	G	A	TP	+/-	PM	PP	SH	GW	GT	EN	S	PCTG
MILAN MICHALEK	6	4	0	4	3	2	1	0	1	0	0	16	25.0
BRIAN CAMPBELL	6	1	3	4	4	4	0	0	0	0	0	11	9.1
JONATHAN CHEECHOO	6	1	2	3	2	2	0	0	0	0	0	16	6.2
CRAIG RIVET	6	0	3	3	3	10	0	0	0	0	0	4	0.0
JOE THORNTON	6	0	3	3	2	2	0	0	0	0	0	15	0.0
PATRICK MARLEAU	6	2	0	2	-2	0	0	2	0	0	0	21	9.5
JOE PAVELSKI	6	2	0	2	0	0	1	0	1	1	0	17	11.8
CHRISTIAN EHRHOFF	6	0	2	2	-3	8	0	0	0	0	0	3	0.0
TORREY MITCHELL	6	0	2	2	-2	2	0	0	0	0	0	10	0.0
RYANE CLOWE	6	1	0	1	-3	4	0	0	0	0	0	11	9.1
JEREMY ROENICK	6	0	1	1	0	2	0	0	0	0	0	13	0.0
MATT CARLE	5	0	1	1	-1	0	0	0	0	0	0	5	0.0
MIKE GRIER	6	0	0	0	-3	2	0	0	0	0	0	9	0.0
DOUGLAS MURRAY	6	0	0	0	0	2	0	0	0	0	0	8	0.0
MARC-EDOUARD VLASIC	6	0	0	0	-5	0	0	0	0	0	0	5	0.0
DEVIN SETOGUCHI	5	0	0	0	-2	2	0	0	0	0	0	5	0.0
TOMAS PLIHAL	4	0	0	0	1	0	0	0	0	0	0	9	0.0
CURTIS BROWN	3	0	0	0	0	2	0	0	0	0	0	3	0.0
MARCEL GOC	3	0	0	0	0	2	0	0	0	0	0	4	0.0
PATRICK RISSMILLER	3	0	0	0	-2	0	0	0	0	0	0	1	0.0
ALEXEI SEMENOV	1	0	0	0	0	2	0	0	0	0	0	0	0.0

POWER PLAY: 2-25 (8.0%) PENALTY KILLING: 17-22 (77.3%)

GOALTENDING SHARKS	GP	MIN	GA	AVG	EN	SO	W	L	SHOTS	SAVE%
EVGENI NABOKOV	6	437	14	1.92	0	0	2	4	171	.918
BRIAN BOUCHER	1	2	0	0.00	1	0	0	0	0	.000



2007 SHARKS PLAYOFF SUMMARY

WESTERN CONFERENCE QUARTERFINALS
SAN JOSE SHARKS (#5) VS. NASHVILLE PREDATORS (#4)
SHARKS SUMMARY: WON-4 LOST-1

DATE	SCORE	ATT.	GOALTENDERS	GW GOAL
APRIL 11	SHARKS 5; @ PREDATORS 4 OT	17,113	NABOKOV/VOKOUN	P. RISSMILLER
APRIL 13	SHARKS 2; @ PREDATORS 5	17,113	NABOKOV/VOKOUN	J-P DUMONT
APRIL 16	@ SHARKS 3; PREDATORS 2	17,496	NABOKOV/VOKOUN	RYANE CLOWE
APRIL 18	@ SHARKS 3; PREDATORS 1	17,496	NABOKOV/VOKOUN	M. MICHALEK
APRIL 20	SHARKS 3; @ PREDATORS 2	17,113	NABOKOV/VOKOUN	P. MARLEAU

GOALS BY PERIOD	1ST	2ND	3RD	OT	TOTAL	SHOTS BY PERIOD	1ST	2ND	3RD	OT	TOTAL
SHARKS	4	8	3	1	16	SHARKS	56	57	36	14	163
PREDATORS	3	7	4	0	14	PREDATORS	40	38	39	17	134

INDIVIDUAL SCORING

SHARKS	GP	G	A	TP	+/-	PM	PP	SH	GW	GT	EN	S	PCTG
PATRICK MARLEAU	5	3	3	6	0	0	1	0	1	0	0	17	17.6
JOE THORNTON	5	0	6	6	2	0	0	0	0	0	0	11	0.0
CRAIG RIVET	5	2	3	5	-3	8	1	0	0	0	0	17	11.8
MILAN MICHALEK	5	4	0	4	1	2	0	0	1	0	0	15	26.7
RYANE CLOWE	5	3	0	3	0	17	0	0	1	0	0	5	60.0
MATT CARLE	5	1	2	3	2	0	0	0	0	0	0	8	12.5
JONATHAN CHEECHOO	5	0	3	3	2	0	0	0	0	0	0	12	0.0
MIKE GRIER	5	1	1	2	-1	25	0	0	0	0	0	23	4.3
PATRICK RISSMILLER	5	1	1	2	0	0	0	0	1	1	0	7	14.3
CHRISTIAN EHRHOFF	5	0	2	2	3	2	0	0	0	0	0	8	0.0
BILL GUERIN	5	0	2	2	-1	10	0	0	0	0	0	15	0.0
SCOTT HANNAN	5	0	2	2	3	17	0	0	0	0	0	1	0.0
JOE PAVELSKI	3	1	0	1	2	0	0	0	0	0	0	5	20.0
STEVE BERNIER	5	0	1	1	2	2	0	0	0	0	0	6	0.0
CURTIS BROWN	5	0	1	1	0	2	0	0	0	0	0	4	0.0
MARCEL GOC	5	0	1	1	1	2	0	0	0	0	0	4	0.0
KYLE MCLAREN	5	0	1	1	1	4	0	0	0	0	0	2	0.0
MARC-EDOUARD VLASIC	5	0	1	1	2	0	0	0	0	0	0	1	0.0
MARK BELL	2	0	0	0	-1	2	0	0	0	0	0	2	0.0

POWER PLAY: 2-30 (6.7%) PENALTY KILLING: 19-22 (86.4%)

GOALTENDING SHARKS	GP	MIN	GA	AVG	EN	SO	W	L	SHOTS	SAVE%
EVGENI NABOKOV	5	327	13	2.39	0	0	4	1	133	.902

2007 SHARKS PLAYOFF SUMMARY

WESTERN CONFERENCE SEMIFINALS

SAN JOSE SHARKS (#5) VS. DETROIT RED WINGS (#1)

SHARKS SUMMARY: WON-2 LOST-4

DATE	SCORE	ATT.	GOALTENDERS	GW GOAL
APRIL 26	SHARKS 2; @ RED WINGS 0	18,712	NABOKOV/HASEK	MATT CARLE
APRIL 28	SHARKS 2; @ RED WINGS 3	19,113	NABOKOV/HASEK	PAVEL DATSYUK
APRIL 30	@ SHARKS 2; RED WINGS 1	17,496	NABOKOV/HASEK	J. CHEECHOO
MAY 2	@ SHARKS 2; RED WINGS 3 OT	17,496	NABOKOV/HASEK	M. SCHNEIDER
MAY 5	SHARKS 1; @ RED WINGS 4	19,937	NABOKOV/HASEK	PAVEL DATSYUK
MAY 7	@ SHARKS 0; RED WINGS 2	17,496	NABOKOV/HASEK	M. SAMUELSSON

GOALS BY PERIOD	1ST	2ND	3RD	OT	TOTAL	SHOTS BY PERIOD	1ST	2ND	3RD	OT	TOTAL
SHARKS	6	2	1	0	9	SHARKS	55	32	51	61	44
RED WINGS	4	3	5	1	13	RED WINGS	59	59	60	12	190

INDIVIDUAL SCORING

SHARKS	GP	G	A	TP	+/-	PM	PP	SH	GW	GT	EN	S	PCTG
JOE THORNTON	6	1	4	5	0	10	0	0	0	0	0	12	8.3
JONATHAN CHEECHOO	6	3	0	3	-1	6	1	0	1	0	0	15	20.0
RYANE CLOWE	6	1	2	3	-2	0	0	0	0	0	0	9	11.1
KYLE MCLAREN	6	0	3	3	-3	6	0	0	0	0	0	5	0.0
MARCEL GOC	6	2	0	2	2	2	0	0	0	0	0	12	16.7
MATT CARLE	6	1	1	2	1	0	1	0	1	0	0	4	25.0
MIKE GRIER	6	1	1	2	2	2	0	0	0	0	0	8	12.5
MILAN MICHALEK	6	0	2	2	2	2	0	0	0	0	0	12	0.0
PATRICK RISSMILLER	6	0	2	2	1	0	0	0	0	0	0	11	0.0
CURTIS BROWN	6	0	1	1	1	0	0	0	0	0	0	6	0.0
STEVE BERNIER	6	0	0	0	0	0	0	0	0	0	0	9	0.0
CHRISTIAN EHRHOFF	6	0	0	0	-2	4	0	0	0	0	0	4	0.0
SCOTT HANNAN	6	0	0	0	1	16	0	0	0	0	0	5	0.0
PATRICK MARLEAU	6	0	0	0	-5	2	0	0	0	0	0	11	0.0
CRAIG RIVET	6	0	0	0	-2	10	0	0	0	0	0	4	0.0
MARC-EDOUARD VLASIC	6	0	0	0	3	2	0	0	0	0	0	2	0.0
BILL GUERIN	4	0	0	0	-2	2	0	0	0	0	0	7	0.0
JOE PAVELSKI	3	0	0	0	0	0	0	0	0	0	0	1	0.0
MARK SMITH	3	0	0	0	0	4	0	0	0	0	0	7	0.0
MARK BELL	2	0	0	0	-1	0	0	0	0	0	0	0	0.0

POWER PLAY: 2-27 (7.4%) PENALTY KILLING: 20-25 (80.0%)

GOALTENDING SHARKS	GP	MIN	GA	AVG	EN	SO	W	L	SHOTS	SAVE%
EVGENI NABOKOV	6	374	13	1.90	0	1	2	4	190	.932



2006 SHARKS PLAYOFF SUMMARY

WESTERN CONFERENCE QUARTERFINALS

SAN JOSE SHARKS (#5) VS. NASHVILLE PREDATORS (#4)

SHARKS SUMMARY: WON-4 LOST-1

DATE	SCORE	ATT.	GOALTENDERS	GW GOAL
APRIL 21	SHARKS 3; @ PREDATORS 4	17,113	TOSKALA/MASON	ADAM HALL
APRIL 23	SHARKS 3; @ PREDATORS 0	16,707	TOSKALA/MASON	J. CHEECHOO
APRIL 25	@ SHARKS 4; PREDATORS 1	17,496	TOSKALA/MASON	STEVE BERNIER
APRIL 27	@ SHARKS 5; PREDATORS 4	17,496	TOSKALA/MASON	P. MARLEAU
APRIL 30	SHARKS 2; @ PREDATORS 1	16,061	TOSKALA/MASON	P. MARLEAU

GOALS BY PERIOD	1ST	2ND	3RD	OT	TOTAL	SHOTS BY PERIOD	1ST	2ND	3RD	OT	TOTAL
SHARKS	6	7	4	0	17	SHARKS	60	59	52	0	171
PREDATORS	5	1	4	0	10	PREDATORS	45	46	46	0	137

INDIVIDUAL SCORING

SHARKS	GP	G	A	TP	+/-	PM	PP	SH	GW	GT	EN	S	PCTG
PATRICK MARLEAU	5	7	1	8	1	4	4	0	2	0	0	18	38.9
TOM PREISSING	5	0	6	6	1	2	0	0	0	0	0	7	0.0
CHRISTIAN EHRHOFF	5	0	5	5	3	12	0	0	0	0	0	12	0.0
JONATHAN CHEECHOO	5	2	2	4	0	4	1	0	1	0	0	25	8.0
JOE THORNTON	5	0	4	4	-2	4	0	0	0	0	0	10	0.0
MARK SMITH	5	3	0	3	3	2	1	0	0	0	0	19	15.8
STEVE BERNIER	5	1	2	3	2	6	1	0	1	0	0	10	10.0
MATT CARLE	5	0	3	3	1	0	0	0	0	0	0	8	0.0
NILS EKMAN	5	1	1	2	-2	2	1	0	0	0	0	14	7.1
MILAN MICHALEK	5	1	1	2	2	6	1	0	0	0	0	13	7.7
MARCEL GOC	5	0	2	2	2	0	0	0	0	0	0	2	0.0
KYLE MCLAREN	5	0	2	2	2	4	0	0	0	0	0	1	0.0
PATRICK RISSMILLER	5	1	0	1	2	0	0	0	0	0	0	3	33.3
SCOTT THORNTON	5	1	0	1	0	2	0	0	0	0	0	8	12.5
SCOTT HANNAN	5	0	1	1	2	2	0	0	0	0	0	5	0.0
VILLE NIEMINEN	5	0	1	1	1	20	0	0	0	0	0	10	0.0
ALYN MCCAULEY	4	0	1	1	1	2	0	0	0	0	0	4	0.0
JOSH GORGES	5	0	0	0	1	2	0	0	0	0	0	2	0.0
GRANT STEVENSON	1	0	0	0	0	2	0	0	0	0	0	0	0.0

POWER PLAY: 9-37 (24.3%) PENALTY KILLING: 26-32 (81.2%)

GOALTENDING SHARKS	GP	MIN	GA	AVG	EN	SO	W	L	SHOTS	SAVE%
VESA TOSKALA	5	298	10	2.01	0	1	4	1	137	.927

2006 SHARKS PLAYOFF SUMMARY

WESTERN CONFERENCE SEMIFINALS

SAN JOSE SHARKS (#5) VS. EDMONTON OILERS (#8)

SHARKS SUMMARY: WON-2 LOST-4

DATE	SCORE	ATT.	GOALTENDERS	GW GOAL
MAY 7	@ SHARKS 2; OILERS 1	17,496	TOSKALA/ROLOSON	C. EHRHOFF
MAY 8	@ SHARKS 2; OILERS 1	17,496	TOSKALA/ROLOSON	J. THORNTON
MAY 10	SHARKS 2; @ OILERS 3 3OT	16,839	TOSKALA/ROLOSON	S. HORCOFF
MAY 12	SHARKS 3; @ OILERS 6	16,839	TOSKALA-NABOKOV/ROLOSON	J. SMITH
MAY 14	@ SHARKS 3; OILERS 6	17,496	TOSKALA/ROLOSON	F. PISANI
MAY 17	SHARKS 0; @ OILERS 2	16,839	TOSKALA/ROLOSON	M. PECA

GOALS BY PERIOD	1ST	2ND	3RD	OT	TOTAL	SHOTS BY PERIOD	1ST	2ND	3RD	OT	TOTAL
SHARKS	4	6	2	0	12	SHARKS	50	56	51	18	175
OILERS	5	4	9	1	19	OILERS	63	31	53	30	177

INDIVIDUAL SCORING

SHARKS	GP	G	A	TP	+/-	PM	PP	SH	GW	GT	EN	S	PCTG
PATRICK MARLEAU	6	2	4	6	1	4	0	0	0	0	0	20	10.0
JONATHAN CHEECHOO	6	2	3	5	-1	4	0	0	0	0	0	21	9.5
JOE THORNTON	6	2	3	5	-2	8	1	0	1	0	0	13	15.4
CHRISTIAN EHRHOFF	6	2	1	3	-1	6	1	0	1	0	0	15	13.3
STEVE BERNIER	6	0	3	3	2	2	0	0	0	0	0	4	0.0
MILAN MICHALEK	4	0	3	3	2	2	0	0	0	0	0	10	0.0
NILS EKMAN	6	1	1	2	0	6	0	0	0	0	0	10	10.0
PATRICK RISSMILLER	6	1	1	2	-1	6	0	6	0	0	0	8	12.5
TOM PREISSING	6	1	0	1	-1	2	0	0	0	0	0	11	9.1
SCOTT THORNTON	6	1	0	1	-1	4	0	0	0	0	0	15	6.7
MARCEL GOC	6	0	1	1	-2	0	0	0	0	0	0	7	0.0
JOSH GORGES	6	0	1	1	-2	2	0	0	0	0	0	4	0.0
KYLE MCLAREN	6	0	1	1	0	0	0	0	0	0	0	6	0.0
VILLE NIEMINEN	6	0	1	1	-2	4	0	0	0	0	0	8	0.0
MATT CARLE	6	0	0	0	0	4	0	0	0	0	0	5	0.0
SCOTT HANNAN	6	0	0	0	-2	4	0	0	0	0	0	7	0.0
MARK SMITH	6	0	0	0	-1	4	0	0	0	0	0	4	0.0
GRANT STEVENSON	4	0	0	0	-1	2	0	0	0	0	0	6	0.0
ALYN MCCAULEY	2	0	0	0	-1	2	0	0	0	0	0	0	0.0
RYANE CLOWE	1	0	0	0	-1	0	0	0	0	0	0	0	0.0
ROB DAVISON	1	0	0	0	0	0	0	0	0	0	0	1	0.0

POWER PLAY: 2-35 (5.7%) PENALTY KILLING: 24-30 (80.0%)

GOALTENDING SHARKS	GP	MIN	GA	AVG	EN	SO	W	L	SHOTS	SAVE%
VESA TOSKALA	6	388	18	2.78	0	0	2	4	174	.897
EVGENI NABOKOV	1	12	1	5.17	0	0	0	0	4	.750



2004 SHARKS PLAYOFF SUMMARY

WESTERN CONFERENCE QUARTERFINALS

SAN JOSE SHARKS (#2) VS. ST. LOUIS BLUES (#7)

SHARKS SUMMARY: WON-4 LOST-1

DATE	SCORE	ATT.	GOALTENDERS	GW GOAL
APRIL 8	@ SHARKS 1; BLUES 0 OT	17,496	NABOKOV/OSGOOD	N. DIMITRAKOS
APRIL 10	@ SHARKS 3; BLUES 1	17,496	NABOKOV/OSGOOD, DIVIS	P. MARLEAU
APRIL 12	SHARKS 1; @ BLUES 4	19,023	NABOKOV/OSGOOD	D. DRAKE
APRIL 13	SHARKS 4; @ BLUES 3	19,452	NABOKOV/OSGOOD	A. KOROLYUK
APRIL 15	@ SHARKS 3; BLUES 1	17,496	NABOKOV/OSGOOD	M. SMITH

GOALS BY PERIOD	1ST	2ND	3RD	OT	TOTAL	SHOTS BY PERIOD	1ST	2ND	3RD	OT	TOTAL
SHARKS	3	4	4	1	12	SHARKS	38	34	41	4	117
BLUES	2	2	5	0	9	BLUES	37	52	37	2	128

INDIVIDUAL SCORING

SHARKS	GP	G	A	TP	+/-	PM	PP	SH	GW	GT	EN	S	PCTG
PATRICK MARLEAU	5	3	1	4	-2	2	2	1	1	0	0	13	23.1
VINCENT DAMPHOUSSE	5	0	4	4	-2	0	0	0	0	0	0	8	0.0
SCOTT THORNTON	4	2	1	3	0	6	0	0	0	0	0	6	33.3
JONATHAN CHEECHOO	5	1	2	3	3	4	0	0	0	0	0	8	12.5
ALEXANDER KOROLYUK	5	2	0	2	0	2	1	0	1	0	0	14	14.3
NIKO DIMITRAKOS	5	1	1	2	0	6	0	0	1	1	0	6	16.7
MIKE RICCI	5	1	1	2	3	2	0	0	0	0	0	4	25.0
BRAD STUART	5	1	1	2	-1	4	0	0	0	0	0	7	14.3
SCOTT HANNAN	5	0	2	2	1	8	0	0	0	0	0	7	0.0
KYLE MCLAREN	5	0	2	2	0	4	0	0	0	0	0	1	0.0
MARK SMITH	4	1	0	1	1	0	0	0	1	0	0	1	100.0
CURTIS BROWN	5	0	1	1	0	0	0	0	0	0	0	7	0.0
TODD HARVEY	5	0	1	1	1	0	0	0	0	0	0	1	0.0
JASON MARSHALL	5	0	1	1	0	6	0	0	0	0	0	5	0.0
TOM PREISSING	5	0	1	1	1	0	0	0	0	0	0	6	0.0
MIKE RATHJE	5	0	1	1	1	4	0	0	0	0	0	3	0.0
MARCEL GOC	1	0	1	1	1	0	0	0	0	0	0	0	0.0
NILS EKMAN	5	0	0	0	-2	2	0	0	0	0	0	10	0.0
WAYNE PRIMEAU	5	0	0	0	-2	2	0	0	0	0	0	9	0.0
ALYN MCCAULEY	1	0	0	0	0	0	0	0	0	0	0	1	0.0

POWER PLAY: 3-31 (9.7%) PENALTY KILLING: 21-22 (95.5%)

GOALTENDING SHARKS	GP	MIN	GA	AVG	EN	SO	W	L	SHOTS	SAVE%
EVGENII NABOKOV	5	308	8	1.56	1	1	4	1	127	.937

2004 SHARKS PLAYOFF SUMMARY

WESTERN CONFERENCE SEMIFINALS

SAN JOSE SHARKS (#2) VS. COLORADO AVALANCHE (#4)

SHARKS SUMMARY: WON-4 LOST-2

DATE	SCORE	ATT.	GOALTENDERS	GW GOAL
APRIL 22	@ SHARKS 5; AVALANCHE 2	17,496	NABOKOV/SALO	SCOTT HANNAN
APRIL 24	@ SHARKS 4; AVALANCHE 1	17,496	NABOKOV/AEBISCHER	P. MARLEAU
APRIL 26	SHARKS 1; @ AVALANCHE 0	18,007	NABOKOV/AEBISCHER	V. DAMPHOUSSE
APRIL 28	SHARKS 0; @ AVALANCHE 1 OT	18,007	NABOKOV/AEBISCHER	JOE SAKIC
MAY 1	@ SHARKS 1; AVALANCHE 2 OT	17,496	NABOKOV/AEBISCHER	JOE SAKIC
MAY 4	SHARKS 3; @ AVALANCHE 1	18,007	NABOKOV/AEBISCHER	MARCEL GOC

GOALS BY PERIOD	1ST	2ND	3RD	OT	TOTAL	SHOTS BY PERIOD	1ST	2ND	3RD	OT	TOTAL
SHARKS	4	7	3	0	14	SHARKS	61	42	40	4	147
AVALANCHE	1	2	2	2	7	AVALANCHE	40	68	50	7	165

INDIVIDUAL SCORING

SHARKS	GP	G	A	TP	+/-	PM	PP	SH	GW	GT	EN	S	PCTG
VINCENT DAMPHOUSSE	6	5	2	7	5	8	2	0	1	0	0	15	33.3
NIKO DIMITRAKOS	6	0	7	7	4	0	0	0	0	0	0	12	0.0
PATRICK MARLEAU	6	4	2	6	6	2	1	0	1	0	0	17	23.5
JONATHAN CHEECHOO	6	2	3	5	1	6	1	0	0	0	0	13	15.4
BRAD STUART	6	0	3	3	4	7	0	0	0	0	0	8	0.0
SCOTT HANNAN	6	1	1	2	5	10	1	0	1	0	0	11	9.1
MIKE RICCI	6	0	2	2	0	2	0	0	0	0	0	3	0.0
WAYNE PRIMEAU	6	1	0	1	-1	2	0	0	0	0	1	12	8.3
MARCEL GOC	1	1	0	1	1	0	0	0	1	0	0	1	100.0
CURTIS BROWN	6	0	1	1	0	14	0	0	0	0	0	7	0.0
NILS EKMAN	6	0	1	1	-1	2	0	0	0	0	0	13	0.0
ALEXANDER KOROLYUK	6	0	1	1	-1	6	0	0	0	0	0	15	0.0
KYLE MCLAREN	6	0	1	1	1	0	0	0	0	0	0	4	0.0
MIKE RATHJE	6	0	1	1	1	4	0	0	0	0	0	2	0.0
JASON MARSHALL	6	0	0	0	0	6	0	0	0	0	0	3	0.0
MARK SMITH	6	0	0	0	1	11	0	0	0	0	0	2	0.0
TODD HARVEY	5	0	0	0	0	0	0	0	0	0	0	4	0.0
TOM PREISSING	5	0	0	0	0	0	0	0	0	0	0	1	0.0
ALYN MCCAULEY	4	0	0	0	-1	0	0	0	0	0	0	3	0.0
SCOTT THORNTON	2	0	0	0	0	0	0	0	0	0	0	1	0.0
JIM FAHEY	1	0	0	0	0	0	0	0	0	0	0	0	0.0

POWER PLAY: 5-25 (20.0%) PENALTY KILLING: 24-27 (88.9%)

GOALTENDING SHARKS	GP	MIN	GA	AVG	EN	SO	W	L	SHOTS	SAVE%
EVGENI NABOKOV	6	367	7	1.14	0	1	4	2	165	.958



2004 SHARKS PLAYOFF SUMMARY

WESTERN CONFERENCE FINALS SAN JOSE SHARKS (#2) VS. CALGARY FLAMES (#6) SHARKS SUMMARY: WON-2 LOST-4

DATE	SCORE	ATT.	GOALTENDERS	GW GOAL
MAY 9	@ SHARKS 3; FLAMES 4 OT	17,496	NABOKOV/KIPRUSOFF	STEVE MONTADOR
MAY 11	@ SHARKS 1; FLAMES 4	17,496	NABOKOV/KIPRUSOFF	SHEAN DONOVAN
MAY 13	SHARKS 3; @ FLAMES 0	19,289	NABOKOV/KIPRUSOFF	V. DAMPHOUSSE
MAY 16	SHARKS 4; @ FLAMES 2	19,289	NABOKOV/KIPRUSOFF, TUREK	V. DAMPHOUSSE
MAY 17	@ SHARKS 0; FLAMES 3	17,496	NABOKOV/KIPRUSOFF	JAROME IGINLA
MAY 19	SHARKS 1; @ FLAMES 3	19,289	NABOKOV/KIPRUSOFF	MARTIN GELINAS

GOALS BY PERIOD	1ST	2ND	3RD	OT	TOTAL	SHOTS BY PERIOD	1ST	2ND	3RD	OT	TOTAL
SHARKS	0	9	3	0	12	SHARKS	48	55	36	12	151
FLAMES	7	3	5	1	16	FLAMES	56	50	59	5170	

INDIVIDUAL SCORING

SHARKS	GP	G	A	TP	+/-	PM	PP	SH	GW	GT	EN	S	PCTG
ALEXANDER KOROLYUK	6	3	1	4	1	2	1	0	0	0	1	13	23.1
MIKE RATHJE	6	1	3	4	-1	5	0	0	0	0	0	9	11.1
VINCENT DAMPHOUSSE	6	2	1	3	-3	12	1	0	2	0	0	14	14.3
ALYN MCCAULEY	6	2	1	3	1	2	0	0	0	0	0	7	28.6
JONATHAN CHEECHOO	6	1	1	2	0	0	0	0	0	0	0	13	7.7
TODD HARVEY	6	1	1	2	-4	2	0	0	0	0	0	6	16.7
PATRICK MARLEAU	6	1	1	2	-4	2	1	0	0	0	0	15	6.7
SCOTT HANNAN	6	0	2	2	1	4	0	0	0	0	0	7	0.0
WAYNE PRIMEAU	6	0	2	2	-4	0	0	0	0	0	0	7	0.0
ROB DAVISON	5	0	2	2	0	4	0	0	0	0	0	2	0.0
NILS EKMAN	5	0	2	2	1	4	0	0	0	0	0	6	0.0
MIKE RICCI	6	1	0	1	2	0	0	0	0	0	0	6	16.7
BRAD STUART	6	0	1	1	-7	2	0	0	0	0	0	13	0.0
SCOTT THORNTON	6	0	1	1	1	16	0	0	0	0	0	8	0.0
CURTIS BROWN	6	0	0	0	-5	4	0	0	0	0	0	9	0.0
JASON MARSHALL	6	0	0	0	1	13	0	0	0	0	0	5	0.0
KYLE MCLAREN	5	0	0	0	-2	6	0	0	0	0	0	7	0.0
NIKO DIMITRAKOS	4	0	0	0	-2	2	0	0	0	0	0	4	0.0
MARCEL GOC	3	0	0	0	-1	0	0	0	0	0	0	0	0.0
JIM FAHEY	1	0	0	0	0	0	0	0	0	0	0	0	0.0
TOM PREISSING	1	0	0	0	-1	0	0	0	0	0	0	0	0.0

POWER PLAY: 3-25 (12.0%) PENALTY KILLING: 21-23 (91.3%)

GOALTENDING SHARKS	GP	MIN	GA	AVG	EN	SO	W	L	SHOTS	SAVE%
EVGENI NABOKOV	6	378	15	2.38	1	1	2	4	169	.911

2002 SHARKS PLAYOFF SUMMARY

WESTERN CONFERENCE QUARTERFINALS

SAN JOSE SHARKS (#3) VS. PHOENIX COYOTES (#6)

SHARKS SUMMARY: WON-4 LOST-1

DATE	SCORE	ATT.	GOALTENDERS	GW GOAL
APRIL 17	@ SHARKS 2; COYOTES 1	17,496	NABOKOV/BURKE	PATRICK MARLEAU
APRIL 20	@ SHARKS 1; COYOTES 3	17,496	NABOKOV/BURKE	DANIEL BRIERE
APRIL 22	SHARKS 4; @ COYOTES 1	16,210	NABOKOV/BURKE	ADAM GRAVES
APRIL 24	SHARKS 2; @ COYOTES 1	16,210	NABOKOV/BURKE	MIKE RICCI
APRIL 26	@ SHARKS 4; COYOTES 1	17,496	NABOKOV/BURKE	ADAM GRAVES

GOALS BY PERIOD	1ST	2ND	3RD	OT	TOTAL	SHOTS BY PERIOD	1ST	2ND	3RD	OT	TOTAL
SHARKS	3	5	5	0	13	SHARKS	36	59	38	0	133
COYOTES	1	4	2	0	7	COYOTES	42	56	36	0	134

INDIVIDUAL SCORING

SHARKS	GP	G	A	TP	+/-	PM	PP	SH	GW	GT	EN	S	PCTG
PATRICK MARLEAU	5	3	3	6	4	2	0	0	1	0	0	8	37.5
VINCENT DAMPHOUSSE	5	2	1	3	-1	6	1	0	0	0	0	8	25
ADAM GRAVES	5	2	1	3	-1	2	0	0	2	0	0	9	22.2
MIKE RICCI	5	2	1	3	4	0	0	0	1	0	0	8	25
SCOTT THORNTON	5	1	2	3	2	4	0	0	0	0	0	8	12.5
MARCO STURM	5	2	0	2	3	2	0	0	0	0	0	13	15.4
MIKE RATHJE	5	1	1	2	3	4	1	0	0	0	0	2	50
STEPHANE MATTEAU	3	0	2	2	2	0	0	0	0	0	0	0	0
SCOTT HANNAN	5	0	2	2	1	6	0	0	0	0	0	2	0
TODD HARVEY	5	0	2	2	3	8	0	0	0	0	0	8	0
OWEN NOLAN	5	0	2	2	-2	0	0	0	0	0	0	17	0
TEEMU SELANNE	5	0	2	2	2	2	0	0	0	0	0	9	0
NIKLAS SUNDSTROM	5	0	2	2	2	6	0	0	0	0	0	5	0
BRYAN MARCHMENT	5	0	1	1	1	4	0	0	0	0	0	7	0
EVGENI NABOKOV	5	0	1	1	0	2	0	0	0	0	0	0	0
GARY SUTER	5	0	1	1	2	6	0	0	0	0	0	16	0
MATT BRADLEY	3	0	0	0	0	0	0	0	0	0	0	2	0
JEFF JILLSON	4	0	0	0	0	0	0	0	0	0	0	2	0
MARCUS RAGNARSSON	5	0	0	0	1	6	0	0	0	0	0	6	0
BRAD STUART	5	0	0	0	3	4	0	0	0	0	0	3	0

POWER PLAY: 0-22 (0%) PENALTY KILLING: 22-27 (81.4%)

GOALTENDING SHARKS	GP	MIN	GA	AVG	EN	SO	W	L	SHOTS	SAVE%
EVGENI NABOKOV	5	299	7	1.40	0	0	4	1	134	.948



2002 SHARKS PLAYOFF SUMMARY

WESTERN CONFERENCE SEMIFINALS SAN JOSE SHARKS (#3) VS. COLORADO AVALANCHE (#2) SHARKS SUMMARY: WON-3 LOST-4

DATE	SCORE	ATT.	GOALTENDERS	GW GOAL
MAY 1	SHARKS 6; @ AVALANCHE 3	18,007	NABOKOV/ROY	PATRICK MARLEAU
MAY 4	SHARKS 2; @ AVALANCHE 8	18,007	NABOKOV, KIPRUSOFF/ROY	PETER FORSBERG
MAY 6	@ SHARKS 6; AVALANCHE 4	17,496	NABOKOV/ROY	PATRICK MARLEAU
MAY 8	@ SHARKS 1; AVALANCHE 4	17,496	NABOKOV/ROY	JOE SAKIC
MAY 11	SHARKS 5; @ AVALANCHE 3	18,007	NABOKOV/ROY	TEEMU SELANNE
MAY 13	@ SHARKS 1; AVALANCHE 2 OT	17,496	NABOKOV/ROY	PETER FORSBERG
MAY 15	SHARKS 0; @ AVALANCHE 1	18,007	NABOKOV/ROY	PETER FORSBERG

GOALS BY PERIOD	1ST	2ND	3RD	OT	TOTAL	SHOTS BY PERIOD	1ST	2ND	3RD	OT	TOTAL
SHARKS	3	8	10	0	21	SHARKS	63	56	70	1	190
AVALANCHE	4	14	6	1	25	AVALANCHE	57	81	52	1	191

INDIVIDUAL SCORING

SHARKS	GP	G	A	TP	+/-	PM	PP	SH	GW	GT	EN	S	PCTG
OWEN NOLAN	7	3	4	7	0	8	0	0	0	0	2	29	10.3
MIKE RICCI	7	2	5	7	2	4	0	0	0	0	0	9	22.2
TEEMU SELANNE	7	5	1	6	-5	0	2	0	1	0	0	26	19.2
PATRICK MARLEAU	7	3	2	5	-1	4	1	0	2	0	0	13	23.1
NIKLAS SUNDSTROM	7	1	4	5	1	0	0	0	0	0	0	12	8.3
VINCENT DAMPHOUSSE	7	0	5	5	0	6	0	0	0	0	0	9	0
MARCUS RAGNARSSON	7	1	3	4	-2	6	0	0	0	0	0	6	16.7
SCOTT THORNTON	7	2	1	3	1	2	0	0	0	0	0	15	13.3
MARCO STURM	7	1	2	3	-4	0	0	0	0	0	0	18	5.6
BRAD STUART	7	0	3	3	-2	4	0	0	0	0	0	9	0
GARY SUTER	7	0	3	3	0	2	0	0	0	0	0	6	0
MIKE RATHJE	7	0	2	2	2	2	0	0	0	0	0	8	0
ADAM GRAVES	7	1	0	1	-1	4	0	0	0	0	0	6	16.7
BRYAN MARCHMENT	7	1	0	1	-2	6	0	0	0	0	1	4	25
STEPHANE MATTEAU	7	1	0	1	-1	2	0	0	0	0	0	5	20
EVGENII NABOKOV	7	0	1	1	0	0	0	0	0	0	0	0	0
MATT BRADLEY	7	0	0	0	0	0	0	0	0	0	0	2	0
SCOTT HANNAN	7	0	0	0	-2	6	0	0	0	0	0	8	0
TODD HARVEY	7	0	0	0	0	4	0	0	0	0	0	5	0

POWER PLAY: 3-21 (14.3%) PENALTY KILLING: 19-23 (82.6%)

GOALTENDING SHARKS	GP	MIN	GA	AVG	EN	SO	W	L	SHOTS	SAVE%
EVGENII NABOKOV	7	413	24	3.49	1	0	3	4	188	.872
MIikka KIPRUSOFF	1	8	0	0.00	0	0	0	0	2	100.0

2001 SHARKS PLAYOFF SUMMARY

WESTERN CONFERENCE QUARTERFINALS
SAN JOSE SHARKS (#5) VS. ST. LOUIS BLUES (#4)
SHARKS SUMMARY: WON-2 LOST-4

DATE	SCORE	ATT.	GOALTENDERS	GW GOAL
APRIL 12	@ BLUES 3; SHARKS 1	19,407	TUREK/NABOKOV	SCOTT YOUNG
APRIL 14	@ BLUES 0; SHARKS 1	19,534	TUREK/NABOKOV	SCOTT THORNTON
APRIL 16	BLUES 6; @ SHARKS 3	17,496	TUREK/NABOKOV, KIPRUSOFF	DALLAS DRAKE
APRIL 17	BLUES 2; @ SHARKS 3	17,496	TUREK/KIPRUSOFF	OWEN NOLAN
APRIL 19	@ BLUES 3; SHARKS 2 OT	19,853	TUREK/KIPRUSOFF	BRYCE SALVADOR
APRIL 21	BLUES 2; @ SHARKS 1	17,496	TUREK/NABOKOV	PAVOL DEMITRA

GOALS BY PERIOD	1ST	2ND	3RD	OT	TOTAL	SHOTS BY PERIOD	1ST	2ND	3RD	OT	TOTAL
SHARKS	2	6	3	0	11	SHARKS	51	62	46	2	161
BLUES	5	5	5	1	16	BLUES	59	63	51	10	183

INDIVIDUAL SCORING

SHARKS	GP	G	A	TP	+/-	PM	PP	SH	GW	GT	EN	S	PCTG
STEPHANE MATTEAU	6	1	3	4	1	0	0	0	0	0	0	6	16.7
SCOTT THORNTON	6	3	0	3	1	8	0	0	1	0	0	15	20.0
VINCENT DAMPHOUSSE	6	2	1	3	-1	14	0	1	0	0	0	15	13.3
MIKE RICCI	6	0	3	3	-1	0	0	0	0	0	0	10	.0
NIKLAS SUNDSTROM	6	0	3	3	1	2	0	0	0	0	0	5	.0
PATRICK MARLEAU	6	2	0	2	1	4	0	0	0	0	0	12	16.7
OWEN NOLAN	6	1	1	2	-5	8	0	0	1	0	0	26	3.8
TEEMU SELANNE	6	0	2	2	2	2	0	0	0	0	0	5	.0
MARCO STURM	6	0	2	2	-2	0	0	0	0	0	0	7	.0
TONY GRANATO	4	1	0	1	0	0	0	0	0	0	0	5	20.0
BRAD STUART	5	1	0	1	0	0	0	0	0	0	0	4	25.0
BRYAN MARCHMENT	5	0	1	1	3	2	0	0	0	0	0	10	.0
MARCUS RAGNARSSON	5	0	1	1	0	8	0	0	0	0	0	5	.0
SCOTT HANNAN	6	0	1	1	-1	6	0	0	0	0	0	20	.0
JEFF NORTON	6	0	1	1	-2	2	0	0	0	0	0	3	.0
MIKE RATHJE	6	0	1	1	2	4	0	0	0	0	0	5	.0
GARY SUTER	1	0	0	0	0	0	0	0	0	0	0	0	.0
SHAWN HEINS	2	0	0	0	-1	0	0	0	0	0	0	2	.0
ALEXANDER KOROLYUK	2	0	0	0	0	0	0	0	0	0	0	0	.0
TODD HARVEY	6	0	0	0	0	8	0	0	0	0	0	2	.0
BILL LINDSAY	6	0	0	0	0	16	0	0	0	0	0	4	.0

POWER PLAY: 0-22 (0%) PENALTY KILLING: 22-27 (81.4%)

GOALTENDING SHARKS	GP	MIN	GA	AVG	EN	SO	W	L	SHOTS	SAVE%
EVGENI NABOKOV	4	218	10	2.75	0	1	1	3	103	.903
MIKKA KIPRUSOFF	3	149	5	2.01	1	0	1	1	79	.937



2000 SHARKS PLAYOFF SUMMARY

WESTERN CONFERENCE QUARTERFINALS SAN JOSE SHARKS (#8) VS. ST. LOUIS BLUES (#1) SHARKS SUMMARY: WON-4 LOST-3

DATE	SCORE	ATT.	GOALTENDERS	GW GOAL
APRIL 12	@ BLUES 5; SHARKS 3	20,199	TUREK/SHIELDS	CHRIS PRONGER
APRIL 15	@ BLUES 2; SHARKS 4	20,337	TUREK/SHIELDS	MIKE RICCI
APRIL 17	BLUES 1; @ SHARKS 2	17,483	TUREK/SHIELDS	OWEN NOLAN
APRIL 19	BLUES 2; @ SHARKS 3	17,483	TUREK/SHIELDS	GARY SUTER
APRIL 21	@ BLUES 5; SHARKS 3	20,361	TUREK/SHIELDS	CHRIS PRONGER
APRIL 23	BLUES 6; @ SHARKS 2	17,483	TUREK/SHIELDS, NABOKOV	JOCHEN HECHT
APRIL 25	@ BLUES 1; SHARKS 3	20,418	TUREK/SHIELDS	OWEN NOLAN

GOALS BY PERIOD	1ST	2ND	3RD	OT	TOTAL	SHOTS BY PERIOD	1ST	2ND	3RD	OT	TOTAL
SHARKS	8	5	7	0	20	SHARKS	51	67	44	0	162
BLUES	8	8	6	0	22	BLUES	62	55	78	0	195

INDIVIDUAL SCORING

SHARKS	GP	G	A	TP	+/-	PM	PP	SH	GW	GT	EN	S	PCTG
OWEN NOLAN	7	6	2	8	0	4	2	1	2	0	1	20	30.0
GARY SUTER	7	2	3	5	-4	12	1	0	1	0	0	16	12.5
VINCENT DAMPHOUSSE	7	0	5	5	0	8	0	0	0	0	0	14	.0
MIKE RICCI	7	3	1	4	-3	2	2	0	1	0	0	10	30.0
MIKE RATHJE	7	1	3	4	4	2	0	0	0	0	0	5	20.0
JEFF FRIESEN	6	2	1	3	-1	8	0	0	0	0	0	8	25.0
DAVE LOWRY	7	1	2	3	1	4	0	0	0	0	0	6	16.7
MARCO STURM	7	1	2	3	0	6	0	0	0	0	0	10	10.0
MARCUS RAGNARSSON	7	0	3	3	4	8	0	0	0	0	0	4	.0
BRYAN MARCHMENT	7	2	0	2	3	4	0	0	0	0	0	14	14.3
ALEXANDER KOROLYUK	5	0	2	2	2	6	0	0	0	0	0	7	.0
STEPHANE MATTEAU	7	0	2	2	-1	8	0	0	0	0	0	11	.0
RON SUTTER	7	0	2	2	2	2	0	0	0	0	0	6	.0
RONNIE STERN	2	1	0	1	0	9	0	0	0	0	0	3	33.3
BRAD STUART	7	1	0	1	-6	4	1	0	0	0	0	6	16.7
TONY GRANATO	7	0	1	1	3	10	0	0	0	0	0	9	.0
NIKLAS SUNDSTROM	7	0	1	1	-2	2	0	0	0	0	0	6	.0
PATRICK MARLEAU	1	0	0	0	-2	0	0	0	0	0	0	0	.0
TODD HARVEY	7	0	0	0	-1	4	0	0	0	0	0	3	.0
JEFF NORTON	7	0	0	0	1	7	0	0	0	0	0	4	.0

POWER PLAY: 6-35 (17.1%) PENALTY KILLING: 31-39 (79.5%)

GOALTENDING SHARKS	GP	MIN	GA	AVG	EN	SO	W	L	SHOTS	SAVE%
STEVE SHIELDS	7	398	21	3.17	1	0	4	3	184	.886
EVGENI NABOKOV	1	20	0	0.00	0	0	0	0	10	1.000

2000 SHARKS PLAYOFF SUMMARY

WESTERN CONFERENCE SEMIFINALS
 SAN JOSE SHARKS (#8) VS. DALLAS STARS (#2)
 SHARKS SUMMARY: WON-1 LOST-4

DATE	SCORE	ATT.	GOALTENDERS	GW GOAL
APRIL 28	@ STARS 4; SHARKS 0	17,001	BELFOUR/SHIELDS	AARON GAVEY
APRIL 30	@ STARS 1; SHARKS 0	17,001	BELFOUR/SHIELDS	MIKE MODANO
MAY 2	STARS 1; @ SHARKS 2	17,483	BELFOUR/SHIELDS	OWEN NOLAN
MAY 5	STARS 5; @ SHARKS 4	17,483	BELFOUR/SHIELDS	JOE NIEUWENDYK
MAY 7	@ STARS 4; SHARKS 1	17,001	BELFOUR/SHIELDS	SCOTT THORNTON

GOALS BY PERIOD	1ST	2ND	3RD	OT	TOTAL	SHOTS BY PERIOD	1ST	2ND	3RD	OT	TOTAL
STARS	8	3	4	0	15	STARS	49	46	44	0	139
SHARKS	2	4	1	0	7	SHARKS	42	41	50	0	133

INDIVIDUAL SCORING

SHARKS	GP	G	A	TP	+/-	PM	PP	SH	GW	GT	EN	S	PCTG
VINCENT DAMPHOUSSE	5	1	2	3	-5	8	1	0	0	0	0	14	7.1
OWEN NOLAN	3	2	0	2	-2	2	0	1	1	0	0	12	16.7
MIKE RICCI	5	2	0	2	0	0	1	0	0	0	0	10	20.0
PATRICK MARLEAU	4	1	1	2	-1	2	1	0	0	0	0	4	25.0
GARY SUTER	5	0	2	2	-2	0	0	0	0	0	0	17	.0
TODD HARVEY	5	1	0	1	-1	4	1	0	0	0	0	6	16.7
SCOTT HANNAN	1	0	1	1	0	0	0	0	0	0	0	2	.0
ALEXANDER KOROLYUK	4	0	1	1	-1	0	0	0	0	0	0	6	.0
BRYAN MARCHMENT	4	0	1	1	-1	8	0	0	0	0	0	2	.0
JEFF FRIESEN	5	0	1	1	-3	2	0	0	0	0	0	14	.0
JEFF NORTON	5	0	1	1	-2	0	0	0	0	0	0	7	.0
MARCO STURM	5	0	1	1	0	0	0	0	0	0	0	6	.0
NIKLAS SUNDSTROM	5	0	1	1	-1	0	0	0	0	0	0	3	.0
RONNIE STERN	1	0	0	0	-2	2	0	0	0	0	0	1	.0
STEPHANE MATTEAU	3	0	0	0	-1	0	0	0	0	0	0	5	.0
TONY GRANATO	5	0	0	0	-2	4	0	0	0	0	0	6	.0
DAVE LOWRY	5	0	0	0	-1	2	0	0	0	0	0	1	.0
MARCUS RAGNARSSON	5	0	0	0	-1	2	0	0	0	0	0	3	.0
MIKE RATHJE	5	0	0	0	-3	6	0	0	0	0	0	3	.0
BRAD STUART	5	0	0	0	-5	2	0	0	0	0	0	6	.0
RON SUTTER	5	0	0	0	-2	8	0	0	0	0	0	5	.0

POWER PLAY: 4-28 (14.3%) PENALTY KILLING: 17-22 (77.3%)

GOALTENDING SHARKS	GP	MIN	GA	AVG	EN	SO	W	L	SHOTS	SAVE%
STEVE SHIELDS	5	298	15	3.02	0	0	1	4	139	.892



1999 SHARKS PLAYOFF SUMMARY

WESTERN CONFERENCE QUARTERFINALS SAN JOSE SHARKS (#7) VS. COLORADO AVALANCHE (#2) SHARKS SUMMARY: WON-2 LOST-4

DATE	SCORE	ATT.	GOALTENDERS	GW GOAL
APRIL 24*	AVALANCHE 3; @ SHARKS 1	17,483	ROY/VERNON	SANDIS OZOLINSH
APRIL 26*	AVALANCHE 2; @ SHARKS 1 OT	17,483	ROY/VERNON	MILAN HEJDUK
APRIL 28	@ AVALANCHE 2; SHARKS 4	16,061	ROY/VERNON	MARCO STURM
APRIL 30	@ AVALANCHE 3; SHARKS 7	16,061	ROY, BILLINGTON/VERNON	A. KOROLYUK
MAY 1	@ AVALANCHE 6; SHARKS 2	16,051	ROY/SHIELDS	JOE SAKIC
MAY 3	AVALANCHE 3; @ SHARKS 2 OT	17,483	ROY/VERNON	MILAN HEJDUK

* GAMES 1 AND 2 WERE SHIFTED TO SAN JOSE DUE TO THE TRAGEDY AT COLUMBINE HIGH SCHOOL IN LITTLETON, COLO.

GOALS BY PERIOD	1ST	2ND	3RD	OT	TOTAL	SHOTS BY PERIOD	1ST	2ND	3RD	OT	TOTAL
AVALANCHE	3	9	5	2	19	AVALANCHE	56	74	65	13	208
SHARKS	1	4	12	0	17	SHARKS	49	66	69	7	191

INDIVIDUAL SCORING

SHARKS	GP	G	A	TP	+/-	PM	PP	SH	GW	GT	EN	S	PCTG
JEFF NORTON	6	0	7	7	5	10	0	0	0	0	0	3	.0
VINCENT DAMPHOUSSE	6	3	2	5	1	6	0	2	0	0	0	22	13.6
MIKE RICCI	6	2	3	5	1	10	1	0	0	0	0	9	22.2
JEFF FRIESEN	6	2	2	4	-1	14	1	0	0	0	0	20	10.0
MARCO STURM	6	2	2	4	1	4	0	0	1	0	0	15	13.3
ALEXANDER KOROLYUK	6	1	3	4	-3	2	0	0	1	0	0	7	14.3
BILL HOULDER	6	3	0	3	2	4	3	0	0	0	0	8	37.5
PATRICK MARLEAU	6	2	1	3	-1	4	2	0	0	0	0	7	28.6
JOE MURPHY	6	0	3	3	4	0	0	0	0	0	0	21	.0
TONY GRANATO	6	1	1	2	-1	2	0	0	0	0	0	5	20.0
OWEN NOLAN	6	1	1	2	6	0	0	0	0	1	0	26	3.8
MIKE VERNON	5	0	1	1	0	0	0	0	0	0	0	0	.0
MARCUS RAGNARSSON	6	0	1	1	-4	6	0	0	0	0	0	9	.0
DAVE LOWRY	1	0	0	0	0	0	0	0	0	0	0	0	.0
STEPHANE MATTEAU	5	0	0	0	-3	6	0	0	0	0	0	4	.0
BRYAN MARCHMENT	6	0	0	0	4	0	0	0	0	0	0	7	.0
MIKE RATHJE	6	0	0	0	-6	4	0	0	0	0	0	4	.0
BOB ROUSE	6	0	0	0	-1	6	0	0	0	0	0	4	.0
RONNIE STERN	6	0	0	0	-1	6	0	0	0	0	0	10	.0
RON SUTTER	6	0	0	0	-1	4	0	0	0	0	0	10	.0

POWER PLAY: 7-41 (17.1%) PENALTY KILLING: 35-42 (83.3%)

GOALTENDING SHARKS	GP	MIN	GA	AVG	EN	SO	W	L	SHOTS	SAVE%
MIKE VERNON	5	321	13	2.40	0	0	2	3	172	.924
STEVE SHIELDS	1	60	6	6.00	0	0	0	1	36	.833

1998 SHARKS PLAYOFF SUMMARY

WESTERN CONFERENCE QUARTERFINALS
 SAN JOSE SHARKS (#8) vs. DALLAS STARS (#1)
 SHARKS SUMMARY: WON-2 LOST-4

DATE	SCORE	ATT.	GOALTENDERS	GW GOAL
APRIL 22	@ STARS 4; SHARKS 1	16,928	VERNON/BELFOUR	JUHA LIND
APRIL 24	@ STARS 5; SHARKS 2	16,928	HRUDEY, VERNON/BELFOUR	PAT VERBEEK
APRIL 26	STARS 1; @ SHARKS 4	17,483	VERNON/BELFOUR, FERNANDEZ	OWEN NOLAN
APRIL 28	STARS 0; @ SHARKS 1 OT	17,483	VERNON/BELFOUR	ANDREI ZYUZIN
APRIL 30	@ STARS 3; SHARKS 2	16,928	VERNON/BELFOUR	MIKE MODANO
MAY 2	STARS 3; @ SHARKS 2 OT	17,483	VERNON/BELFOUR	MIKE KEANE

GOALS BY PERIOD	1ST	2ND	3RD	OT	TOTAL	SHOTS BY PERIOD	1ST	2ND	3RD	OT	TOTAL
SHARKS	2	5	4	1	12	SHARKS	41	48	38	4	131
STARS	6	6	3	1	16	STARS	55	46	41	3	145

INDIVIDUAL SCORING

SHARKS	GP	G	A	TP	+/-	PM	PP	SH	GW	GT	EN	S	PCTG
JOHN MACLEAN	6	2	3	5	1	4	1	0	0	0	0	18	11.1
BERNIE NICHOLLS	6	0	5	5	-2	8	0	0	0	0	0	6	.0
OWEN NOLAN	6	2	2	4	-1	26	2	0	1	0	0	16	12.5
MIKE RICCI	6	1	3	4	0	6	0	0	0	0	0	8	12.5
BILL HOULDER	6	1	2	3	0	2	0	0	0	0	0	8	12.5
MURRAY CRAVEN	6	1	1	2	-2	0	0	0	0	0	0	6	16.7
JOE MURPHY	6	1	1	2	-1	20	1	0	0	0	0	10	10.0
AL IAFRATE	6	1	0	1	-4	10	1	0	0	0	0	10	10.0
MIKE RATHJE	6	1	0	1	-3	6	1	0	0	0	0	2	50.0
RON SUTTER	6	1	0	1	-1	14	0	0	0	0	0	7	14.3
ANDREI ZYUZIN	6	1	0	1	-2	14	0	0	1	1	0	6	16.7
STEPHANE MATTEAU	4	0	1	1	1	0	0	0	0	0	0	2	.0
PATRICK MARLEAU	5	0	1	1	-1	0	0	0	0	0	0	2	.0
JEFF FRIESEN	6	0	1	1	-1	2	0	0	0	0	0	9	.0
TONY GRANATO	1	0	0	0	0	0	0	0	0	0	0	2	.0
MARCO STURM	2	0	0	0	-2	0	0	0	0	0	0	3	.0
SHAWN BURR	6	0	0	0	-1	8	0	0	0	0	0	4	.0
DAVE LOWRY	6	0	0	0	0	18	0	0	0	0	0	3	.0
BRYAN MARCHMENT	6	0	0	0	1	10	0	0	0	0	0	5	.0
MARCUS RAGNARSSON	6	0	0	0	2	4	0	0	0	0	0	4	.0
MIKE VERNON	6	0	0	0	0	0	0	0	0	0	0	0	.0
KELLY HRUDEY	1	0	0	0	0	0	0	0	0	0	0	0	.0

POWER PLAY: 6-36 (16.7%) PENALTY KILLING 31-38 (81.6%)

GOALTENDING SHARKS	GP	MIN	GA	AVG	EN	SO	W	L	SHOTS	SAVE%
MIKE VERNON	6	348	14	2.41	1	1	2	4	138	.899
KELLY HRUDEY	1	20	1	3.00	0	0	0	1	6	.833



1995 SHARKS PLAYOFF SUMMARY

WESTERN CONFERENCE QUARTERFINALS

CALGARY FLAMES (#2) vs. SAN JOSE SHARKS (#7)

SHARKS SUMMARY: WON-4 LOST-3

DATE	SCORE	ATT.	GOALTENDERS	GW GOAL
MAY 7	@ FLAMES 4; SHARKS 5	15,624	TABARACCI, KIDD/IRBE	JAMIE BAKER
MAY 9	@ FLAMES 4; SHARKS 5; OT	16,389	KIDD/IRBE	ULF DAHLEN
MAY 11	FLAMES 9; @ SHARKS 2	17,190	KIDD/FLAHERTY, IRBE	MIKE SULLIVAN
MAY 13	FLAMES 6; @ SHARKS 4	17,190	KIDD/IRBE	ROBERT REICHEL
MAY 15	@ FLAMES 5; SHARKS 0	18,298	KIDD/FLAHERTY, IRBE	JOE NIEUWENDYK
MAY 17	FLAMES 3; @ SHARKS 5	17,190	KIDD/FLAHERTY	CRAIG JANNEY
MAY 19	@ FLAMES 4; SHARKS 5; 2 OT	20,230	KIDD/FLAHERTY	RAY WHITNEY

GOALS BY PERIOD	1ST	2ND	3RD	OT	TOTAL	SHOTS BY PERIOD	1ST	2ND	3RD	OT	TOTAL
SHARKS	7	11	6	2	26	SHARKS	41	67	66	16	190
FLAMES	13	7	15	0	35	FLAMES	91	61	84	23	259

INDIVIDUAL SCORING

SHARKS	GP	G	A	TP	+/-	PM	PP	SH	GW	GT	EN	S	PCTG
ULF DAHLEN	7	4	3	7	-6	0	2	0	1	1	0	16	25.0
CRAIG JANNEY	7	3	4	7	-9	4	0	0	1	0	0	17	17.6
RAY WHITNEY	7	2	4	6	2	0	0	0	1	1	0	13	15.4
IGOR LARIONOV	7	1	5	6	-1	2	0	0	0	0	0	15	6.7
MIKE RATHJE	7	3	2	5	-7	4	3	0	0	0	0	13	23.1
SERGEI MAKAROV	7	2	3	5	-1	4	0	0	0	0	0	5	40.0
JEFF FRIESEN	7	1	4	5	-3	4	0	0	0	0	0	16	6.3
TOM PEDERSON	6	0	5	5	-10	6	0	0	0	0	0	13	.0
PAT FALLOON	7	3	1	4	-2	0	0	0	0	0	0	20	15.0
JAMIE BAKER	7	2	2	4	-2	10	0	0	1	0	0	12	16.7
SANDIS OZOLINSH	7	3	0	3	-7	4	1	0	0	0	0	12	25.0
JEFF ODGERS	7	1	1	2	1	4	0	0	0	0	0	3	33.3
CHRIS TANCILL	7	1	1	2	-1	0	0	0	0	0	0	11	9.1
JAY MORE	7	0	2	2	6	6	0	0	0	0	0	7	.0
SHEAN DONOVAN	3	0	1	1	-1	0	0	0	0	0	0	2	.0
JIM KYTE	7	0	1	1	3	12	0	0	0	0	0	7	.0
VLASTIMIL KROUPA	2	0	0	0	-1	0	0	0	0	0	0	2	.0
KEVIN MILLER	4	0	0	0	-2	0	0	0	0	0	0	2	.0
ARTURS IRBE	5	0	0	0	0	10	0	0	0	0	0	0	.0
ANDREI NAZAROV	6	0	0	0	0	9	0	0	0	0	0	3	.0
SHAWN CRONIN	7	0	0	0	2	5	0	0	0	0	0	1	.0

POWER PLAY: 6-31 (19.4%) PENALTY KILLING: 24-31 (77.4%)

GOALTENDING SHARKS	GP	MIN	GA	AVG	EN	SO	W	L	SHOTS	SAVE%
ARTURS IRBE	5	256	21	4.92	1	0	2	3	138	.848
WADE FLAHERTY	4	197	13	3.96	0	0	2	0	120	.892

1995 SHARKS PLAYOFF SUMMARY

WESTERN CONFERENCE SEMIFINALS
DETROIT RED WINGS (#1) vs. SAN JOSE SHARKS (#7)
SHARKS SUMMARY: WON-0 LOST-4

DATE	SCORE	ATT.	GOALTENDERS	GW GOAL
MAY 21	@ RED WINGS 6; SHARKS 0	19,875	VERNON/FLAHERTY	DINO CICCARELLI
MAY 23	@ RED WINGS 6; SHARKS 2	19,875	VERNON/IRBE	STEVE YZERMAN
MAY 25	RED WINGS 6; @ SHARKS 2	17,190	VERNON/FLAHERTY	VYACHESLAV KOZLOV
MAY 27	RED WINGS 6; @ SHARKS 2	17,190	VERNON/FLAHERTY	DOUG BROWN

GOALS BY PERIOD	1ST	2ND	3RD	OT	TOTAL	SHOTS BY PERIOD	1ST	2ND	3RD	OT	TOTAL
RED WINGS	10	6	8	0	24	RED WINGS	55	61	31	0	147
SHARKS	0	2	4	0	6	SHARKS	25	16	20	0	61

INDIVIDUAL SCORING														
SHARKS	GP	G	A	TP	+/-	PM	PP	SH	GW	GT	EN	S	PCTG	
IGOR LARIONOV	4	0	3	3	-3	0	0	0	0	0	0	4	.0	
MIKE RATHJE	4	2	0	2	-8	0	2	0	0	0	0	5	40.0	
RAY WHITNEY	4	2	0	2	-5	2	0	0	0	0	0	2	100.0	
ULF DAHLEN	4	1	1	2	-7	0	1	0	0	0	0	3	33.3	
JAY MORE	4	0	2	2	-6	0	0	0	0	0	0	4	.0	
SANDIS OZOLINSH	4	0	2	2	-6	2	0	0	0	0	0	3	.0	
SERGEI MAKAROV	4	1	0	1	-2	0	0	0	0	0	0	3	33.3	
JEFF FRIESEN	4	0	1	1	-6	0	0	0	0	0	0	5	.0	
JIM KYTE	4	0	1	1	-4	2	0	0	0	0	0	1	.0	
SHAWN CRONIN	2	0	0	0	0	0	0	0	0	0	0	0	.0	
KEVIN MILLER	2	0	0	0	-1	2	0	0	0	0	0	5	.0	
JAMIE BAKER	4	0	0	0	-5	2	0	0	0	0	0	8	.0	
SHEAN DONOVAN	4	0	0	0	-2	6	0	0	0	0	0	5	.0	
PAT FALLOON	4	0	0	0	-4	0	0	0	0	0	0	4	.0	
CRAIG JANNEY	4	0	0	0	-4	0	0	0	0	0	0	0	.0	
VLASTIMIL KROUPA	4	0	0	0	-2	4	0	0	0	0	0	1	.0	
JEFF ODGERS	4	0	0	0	-1	19	0	0	0	0	0	2	.0	
TOM PEDERSON	4	0	0	0	-4	2	0	0	0	0	0	1	.0	
CHRIS TANCILL	4	0	0	0	-6	8	0	0	0	0	0	5	.0	
POWER PLAY: 3-17 (17.6%)		PENALTY KILLING: 9-15 (60.0%)												

GOALTENDING SHARKS	GP	MIN	GA	AVG	EN	SO	W	L	SHOTS	SAVE%
WADE FLAHERTY	3	180	18	6.00	0	0	0	3	101	.822
ARTURS IRBE	1	60	6	6.00	0	0	0	1	46	.870



1994 SHARKS PLAYOFF SUMMARY

WESTERN CONFERENCE QUARTERFINALS DETROIT RED WINGS (#1) vs. SAN JOSE SHARKS (#8) SHARKS SUMMARY: WON-4 LOST-3

DATE	SCORE	ATT.	GOALTENDERS	GW GOAL
APRIL 18	@ RED WINGS 4; SHARKS 5	19,778	ESSENSA/IRBE	VLASTIMIL KROUPA
APRIL 20	@ RED WINGS 4; SHARKS 0	19,875	OSGOOD/IRBE	SHAWN BURR
APRIL 22	RED WINGS 3; @ SHARKS 2	17,190	OSGOOD/IRBE	SHAWN BURR
APRIL 23	RED WINGS 3; @ SHARKS 4	17,190	OSGOOD/IRBE	SERGEI MAKAROV
APRIL 26	RED WINGS 4; @ SHARKS 6	17,190	ESSENSA, OSGOOD/IRBE	J. GARPENLOV
APRIL 28	@ RED WINGS 7; SHARKS 1	19,875	OSGOOD/IRBE, WAITE	STEVE CHIASSON
APRIL 30	@ RED WINGS 2; SHARKS 3	19,875	OSGOOD/IRBE	JAMIE BAKER

GOALS BY PERIOD	1ST	2ND	3RD	OT	TOTAL	SHOTS BY PERIOD	1ST	2ND	3RD	OT	TOTAL
RED WINGS	11	8	8	0	27	RED WINGS	74	79	65	0	218
SHARKS	7	6	8	0	21	SHARKS	47	60	46	0	153

INDIVIDUAL SCORING

SHARKS	GP	G	A	TP	+/-	PM	PP	SH	GW	GT	EN	S	PCTG
IGOR LARIONOV	7	2	8	10	-5	4	0	0	0	0	0	10	20.0
SERGEI MAKAROV	7	6	0	6	-3	4	3	0	1	0	0	14	42.9
JOHAN GARPENLOV	7	2	3	5	-5	6	0	0	1	0	0	8	25.0
TODD ELIK	7	1	4	5	-1	8	0	0	0	0	0	15	6.7
SANDIS OZOLINSH	7	0	5	5	-4	0	0	0	0	0	0	12	.0
ULF DAHLEN	7	3	1	4	0	0	2	0	0	0	0	12	25.0
TOM PEDERSON	7	1	3	4	-1	2	0	1	0	0	0	18	5.6
JAMIE BAKER	7	2	1	3	-1	4	0	0	1	0	0	7	28.6
JEFF NORTON	7	0	3	3	-4	12	0	0	0	0	0	15	.0
BOB ERREY	7	1	1	2	0	2	0	0	0	0	0	5	20.0
VLASTIMIL KROUPA	7	1	1	2	-2	2	0	0	1	0	0	4	25.0
GAETAN DUCHESNE	7	0	2	2	1	8	0	0	0	0	0	5	.0
RAY WHITNEY	7	0	2	2	-4	2	0	0	0	0	0	11	.0
SHAWN CRONIN	7	1	0	1	-2	6	0	0	0	0	0	1	100.0
ROB GAUDREAU	7	1	0	1	0	0	1	0	0	0	0	6	16.7
PAT FALLOON	7	0	1	1	-3	4	0	0	0	0	0	4	.0
JAY MORE	7	0	1	1	-2	12	0	0	0	0	0	3	.0
JEFF ODGERS	4	0	0	0	-1	2	0	0	0	0	0	3	.0
ARTURS IRBE	7	0	0	0	0	4	0	0	0	0	0	0	.0

POWER PLAY: 6-36 (16.7%) PENALTY KILLING: 30-35 (85.7%)

GOALTENDING SHARKS	GP	MIN	GA	AVG	EN	SO	W	L	SHOTS	SAVE%
ARTURS IRBE	7	399	26	3.91	0	0	4	3	210	.876
JIM WAITE	1	20	1	3.00	0	0	0	0	8	.875

1994 SHARKS PLAYOFF SUMMARY

WESTERN CONFERENCE SEMIFINALS
 TORONTO MAPLE LEAFS (#2) vs. SAN JOSE SHARKS (#8)
 SHARKS SUMMARY: WON-3 LOST-4

DATE	SCORE	ATT.	GOALTENDERS	GW GOAL
MAY 2	@ MAPLE LEAFS 2; SHARKS 3	15,728	POTVIN/IRBE	JOHAN GARPENLOV
MAY 4	@ MAPLE LEAFS 5; SHARKS 1	15,728	POTVIN/IRBE	MIKE GARTNER
MAY 6	MAPLE LEAFS 2; @ SHARKS 5	17,190	POTVIN, RHODES/IRBE	ULF DAHLEN
MAY 8	MAPLE LEAFS 8; @ SHARKS 3	17,190	POTVIN/IRBE, WAITE	WENDEL CLARK
MAY 10	MAPLE LEAFS 2; @ SHARKS 5	17,190	POTVIN/IRBE	SERGEI MAKAROV
MAY 12	@ MAPLE LEAFS 3; SHARKS 2 OT	15,728	POTVIN/IRBE	MIKE GARTNER
MAY 14	@ MAPLE LEAFS 4; SHARKS 2	15,728	POTVIN/IRBE	MARK OSBORNE

GOALS BY PERIOD	1ST	2ND	3RD	OT	TOTAL	SHOTS BY PERIOD	1ST	2ND	3RD	OT	TOTAL
MAPLE LEAFS	9	9	7	1	26	MAPLE LEAFS	65	64	68	1	198
SHARKS	5	8	8	0	21	SHARKS	60	75	52	0	187

INDIVIDUAL SCORING

SHARKS	GP	G	A	TP	+/-	PM	PP	SH	GW	GT	EN	S	PCTG
IGOR LARIONOV	7	3	5	8	4	6	0	0	0	0	0	17	17.6
TODD ELIK	7	4	1	5	-4	4	1	0	0	0	0	30	13.3
JOHAN GARPENLOV	7	2	3	5	5	0	0	0	1	0	0	15	13.3
SANDIS OZOLINSH	7	0	5	5	7	8	0	0	0	0	0	11	.0
ULF DAHLEN	7	3	1	4	-3	0	1	0	1	0	0	24	12.5
SERGEI MAKAROV	7	2	2	4	5	0	0	0	1	0	0	12	16.7
BOB ERREY	7	2	1	3	-3	8	1	0	0	0	0	7	28.6
GAETAN DUCHESNE	7	1	2	3	-3	4	0	0	0	0	0	12	8.3
JEFF NORTON	7	1	2	3	8	8	0	0	0	0	0	9	11.1
TOM PEDERSON	7	0	3	3	-5	0	0	0	0	0	0	16	.0
JAMIE BAKER	7	1	1	2	0	26	0	0	0	0	0	6	16.7
PAT FALLOON	7	1	1	2	1	2	0	0	0	0	0	4	25.0
RAY WHITNEY	7	0	2	2	0	6	0	0	0	0	0	5	.0
ROB GAUDREAU	7	1	0	1	-1	0	0	1	0	0	0	8	12.5
JAY MORE	6	0	1	1	-2	20	0	0	0	0	0	2	.0
VLASTIMIL KROUPA	7	0	1	1	-6	19	0	0	0	0	0	2	.0
MIKE RATHJE	1	0	0	0	1	0	0	0	0	0	0	0	.0
SHAWN CRONIN	7	0	0	0	-2	14	0	0	0	0	0	4	.0
ARTURS IRBE	7	0	0	0	0	2	0	0	0	0	0	0	.0
JEFF ODGERS	7	0	0	0	-1	9	0	0	0	0	0	3	.0

POWER PLAY: 3-38 (7.9%) PENALTY KILLING: 18-26 (69.2%)

GOALTENDING SHARKS	GP	MIN	GA	AVG	EN	SO	W	L	SHOTS	SAVE%
ARTURS IRBE	7	407	24	3.54	0	0	3	4	189	.873
JIM WAITE	1	20	2	6.00	0	0	0	0	9	.778



SHARKS ALL-TIME PLAYOFF RECORDS



TEAM

GOALS

MOST GOALS, GAME AT HOME — 6 (3 TIMES, MOST RECENT — 4/16/10 VS. COLORADO [6-5 WOT])

MOST GOALS, GAME ON ROAD — 7, 4/30/99 AT COLORADO (7-3 W)

MOST GOALS AGAINST, GAME AT HOME — 9, 5/11/95 VS. CALGARY (2-9 L)

MOST GOALS AGAINST, GAME ON ROAD — 8, 5/4/02 AT COLORADO (2-8 L)

MOST GOALS, GAME BY BOTH TEAMS AT HOME — 11 (3 TIMES, MOST RECENT — 4/16/10 VS. COLORADO [6-5 WOT])

MOST GOALS, GAME BY BOTH TEAMS ON ROAD — 11, (4 TIMES, MOST RECENT - 4/19/11 AT LOS ANGELES [6-5 W])

FEWEST GOALS, GAME AT HOME — 0 (4 TIMES, MOST RECENT — 4/16/11 VS. LOS ANGELES [0-4 L])

FEWEST GOALS, GAME ON ROAD — 0 (14 TIMES, MOST RECENT—5/23/13 AT LOS ANGELES [0-3 L])

FEWEST GOALS ALLOWED, GAME AT HOME — 0 (4 TIMES, MOST RECENT—4/22/10 VS. COLORADO (5-0 W)

FEWEST GOALS ALLOWED, GAME ON ROAD — 0, (5 TIMES, MOST RECENT — 4/26/06 AT DETROIT [2-0 W])

FEWEST GOALS BY BOTH TEAMS, GAME AT HOME — 1 (2 TIMES, MOST RECENT — 4/08/04 VS. ST. LOUIS [1-0 W OT])

FEWEST GOALS BY BOTH TEAMS, GAME ON ROAD — 1, (6 TIMES, MOST RECENT — 4/11/10 AT COLORADO [0-1 L OT])

EARLIEST GOAL FROM START OF GAME, FOR — :28, 4/14/11 VS. LOS ANGELES (3-2 W), DANY HEATLEY

EARLIEST GOAL FROM START OF 2ND PERIOD, FOR — :29 (2 TIMES, MOST RECENT-5/8/02 VS. COLORADO [1-4 L], TEEMU SELANNE)

EARLIEST GOAL FROM START OF 3RD PERIOD, FOR — :19, 5/19/95 AT CALGARY (5-4 W 2OT), PAT FALLOON

EARLIEST GOAL FROM START OF OVERTIME, FOR — 1:05, 5/2/08 VS. DALLAS (3-2 W OT), JOE PAVELSKI

EARLIEST GOAL FROM START OF GAME, AGAINST — :20, 5/11/04 VS. CALGARY (1-4 L), MARCUS NILSON

EARLIEST GOAL FROM START OF 2ND PERIOD, AGAINST — :21, 4/23/00 VS. ST. LOUIS (2-6 L), SCOTT YOUNG

EARLIEST GOAL FROM START OF 3RD PERIOD, AGAINST — :12, 5/14/06 VS. EDMONTON (3-6 L), SHAWN HORCOFF

EARLIEST GOAL FROM START OF OVERTIME, AGAINST — :51, 4/18/10 AT COLORADO (0-1 LOT), RYAN O'REILLY

FASTEST 2 GOALS, FOR — :08, 4/30/98 AT DALLAS (2-3 L); JOHN MACLEAN, RON SUTTER

FASTEST 3 GOALS, FOR — 1:19, 4/29/10 VS. DETROIT (4-3 W); JOE PAVELSKI, DANY HEATLEY, DEVIN SETOGUCHI

FASTEST 4 GOALS, FOR — 8:49, 4/22/08 VS. CALGARY (5-3 W); JEREMY ROENICK, JEREMY ROENICK, JOE PAVELSKI, DEVIN SETOGUCHI

FASTEST 2 GOALS, AGAINST — :12, 5/04/02 AT COLORADO (2-8 L); ERIC MESSIER, DAN HINOTE

FASTEST 3 GOALS, AGAINST — 1:36, 4/28/94 AT DETROIT (1-7 L); STEVE CHIASSON, RAY SHEPPARD, SLAVA KOZLOV

FASTEST 4 GOALS, AGAINST — 3:01, 4/28/94 AT DETROIT (1-7 L); STEVE CHIASSON, RAY SHEPPARD, SLAVA KOZLOV, STEVE YZERMAN

FASTEST 5 GOALS, AGAINST — 13:10, 5/6/10 AT DETROIT (1-7 L); TODD BERTUZZI, JOHAN FRANZEN (3 CONSECUTIVE), VALTTERI

FILPPULA

FASTEST 6 GOALS, AGAINST — 17:25, 5/6/10 AT DETROIT (1-7 L); TODD BERTUZZI, JOHAN FRANZEN (3 CONSECUTIVE), VALTTERI

FILPPULA, BRIAN RAFALSKI

SHARKS ALL-TIME PLAYOFF RECORDS

MOST CONSECUTIVE GOALS GAME, FOR — 5, (2 TIMES, MOST RECENT, 4/22/10 VS. COLORADO [5-0 W])

MOST CONSECUTIVE GOALS GAME, AGAINST — 6, (2 TIMES, MOST RECENT, 5/6//10 AT DETROIT [1-7 L])

MOST GOALS FOR, PERIOD AT HOME — 4, 4/22/08 VS. CALGARY (5-3 W), 2ND PERIOD

MOST GOALS FOR, PERIOD ON ROAD — 5, 4/19/11 AT LOS ANGELES (6-5 W), 2ND PERIOD

MOST GOALS AGAINST, PERIOD AT HOME — 5, 4/23/00 VS. ST. LOUIS [2-6 L], 2ND PERIOD)

MOST GOALS AGAINST, PERIOD ON ROAD — 5, 5/6/10 AT DETROIT [1-7 L]; 1ST PERIOD)

WIDEST MARGIN OF VICTORY, HOME — 5, 4/22/10 VS. COLORADO (5-0 W)

WIDEST MARGIN OF VICTORY, ROAD — 4, 4/30/99 AT COLORADO (7-3 W)

WIDEST MARGIN OF DEFEAT, HOME — 7, 5/11/95 VS. CALGARY (2-9 L)

WIDEST MARGIN OF DEFEAT, ROAD — 6 (3 TIMES, MOST RECENT — 5/6/10 AT DETROIT [1-7 L])

POINTS

MOST POINTS, GAME — 18, 4/19/11 AT LOS ANGELES (6-5 WOT)

MOST POINTS AGAINST, GAME — 23 (2 TIMES, MOST RECENT — 5/11/95 VS. CALGARY [2-9 L])

MOST POINTS, GAME BY BOTH TEAMS — 31, 4/19/11 AT LOS ANGELES (6-5 WOT), LA 13, S.J. 18)

FEWEST POINTS, GAME — 0 (16 TIMES, MOST RECENT—4/14/12 AT ST. LOUIS [0-3 L])

FEWEST POINTS AGAINST, GAME — 0 (9 TIMES, MOST RECENT— 4/22/10 VS. COLORADO (5-0 W)

FEWEST POINTS, GAME BY BOTH TEAMS — 1, 4/18/10 AT COLORADO [0-1 LOT]); COL 1, S.J. 0

SHOTS

MOST SHOTS, GAME AT HOME — 52, (2 TIMES, MOST RECENT — 4/16/10 VS. COLORADO [6-5 WOT])

MOST SHOTS, GAME ON ROAD — 62, 5/4/08 AT DALLAS (1-2 L 4OT)

MOST SHOTS FACED, GAME AT HOME — 49, 5/2/07 VS. DETROIT (2-3 L OT)

MOST SHOTS FACED, GAME ON ROAD — 60, 5/19/95 AT CALGARY (5-4 W 2OT)

MOST SHOTS, GAME BY BOTH TEAMS AT HOME — 89, 5/09/04 VS. CALGARY (3-4 L OT); S.J. 52, CGY 37

MOST SHOTS, GAME BY BOTH TEAMS ON ROAD — 117, 5/4/08 AT DALLAS (1-2 L 4OT); SJ 62, DAL 55

FEWEST SHOTS, GAME AT HOME — 12, 5/25/95 VS. DETROIT (2-6 L)

FEWEST SHOTS, GAME ON ROAD — 15, 5/21/95 AT DETROIT (0-6 L)

FEWEST SHOTS FACED, GAME AT HOME — 13, 5/22/11 VS. VANCOUVER (2-4 L)

FEWEST SHOTS FACED, GAME ON ROAD — 10, 4/15/08 AT CALGARY (3-2 W)

FEWEST SHOTS, GAME BY BOTH TEAMS AT HOME — 38, 5/11/04 VS. CALGARY (1-4 L); S.J. 18, CGY 20

FEWEST SHOTS, GAME BY BOTH TEAMS ON ROAD — 37, 4/30/00 AT DALLAS (0-1 L); DAL 19, S.J. 18

MOST SHOTS, PERIOD AT HOME — 27, 4/10/08 VS. CALGARY (2-0 W) 2ND PERIOD

MOST SHOTS, PERIOD ON ROAD — 21 (2 TIMES, MOST RECENT — 4/18/10 AT COLORADO [0-1 LOT], 2ND AND 3RD PERIODS)

MOST SHOTS, OT AT HOME — 14, 4/14/11 VS. LOS ANGELES (3-2 W OT, 14:44)

MOST SHOTS, OT ON ROAD — 31, 5/4/08 AT DALLAS (1-2 L 4OT, 69:03)

MOST SHOTS FACED, PERIOD AT HOME — 18, 2 TIMES, MOST RECENT — 5/16/10 VS. CHICAGO (1-2 L), 3RD PERIOD

MOST SHOTS FACED, PERIOD ON ROAD — 21, 5/23/95 AT DETROIT (2-6 L); 1ST PERIOD

MOST SHOTS FACED, OT AT HOME — 12, (2 TIMES, MOST RECENT — 5/2/07 VS. DETROIT [2-3 L OT]; 16:04)

MOST SHOTS FACED, OT ON ROAD — 32, 5/4/08 AT DALLAS (1-2 L [4OT]) 69:03 4 OT

FEWEST SHOTS, PERIOD AT HOME — 2 (3 TIMES, MOST RECENT-5/21/13 VS. LOS ANGELES [2-1 W]; 3RD PERIOD)

FEWEST SHOTS, PERIOD ON ROAD — 2, (3 TIMES, MOST RECENT-4/11/07 AT NASHVILLE [5-4 W 2 OT]; 3RD PERIOD)

FEWEST SHOTS FACED, PERIOD AT HOME — 1 (2 TIMES, MOST RECENT — 4/16/01 VS. ST. LOUIS [3-6 L], 3RD PERIOD)

FEWEST SHOTS FACED, PERIOD ON ROAD — 2, (2 TIMES, MOST RECENT — 4/15/08 AT CALGARY (3-2 W), 1ST PERIOD

FEWEST SHOTS FACED, OT AT HOME — 0 (2 TIMES, MOST RECENT— 5/18/13 VS. LOS ANGELES [2-1 W OT])

FEWEST SHOTS FACED, OT ON ROAD — 0, (2 TIMES, MOST RECENT – 4/25/11 AT LOS ANGELES [4-3 W OT])

LARGEST MARGIN OUTSHOOTING, HOME — 30, (2 TIMES, MOST RECENT 4/23/11 VS. LOS ANGELES (1-3 L)

LARGEST MARGIN OUTSHOOTING, ROAD — 34, 4/18/10 AT COLORADO (0-1 LOT)

LARGEST MARGIN OUTSHOT, HOME — 24, 5/25/95 VS. DETROIT (2-6 L)

LARGEST MARGIN OUTSHOT, ROAD — 30, 5/19/95 AT CALGARY (5-4 W 2OT)



SHARKS ALL-TIME PLAYOFF RECORDS

SPECIAL TEAMS

MOST PPG FOR, GAME AT HOME — 3, (4 TIMES, MOST RECENT — 5/7/13 VS. VANCOUVER [4-3 W])
MOST PPG FOR, GAME ON ROAD — 3, 4/23/06 AT NASHVILLE [3-0 W]
MOST PPG AGAINST, GAME AT HOME — 3, (3 TIMES, MOST RECENT — 4/6/12 VS. ST. LOUIS [3-4 L])
MOST PPG AGAINST, GAME ON ROAD — 4, (2 TIMES, MOST RECENT — 4/21/06 AT NASHVILLE [3-4 L])
MOST PPG, GAME BY BOTH TEAMS AT HOME — 5, 5/20/11 VS. VANCOUVER (4-3 W); S.J. 3, VAN 2
MOST PPG, GAME BY BOTH TEAMS ON ROAD — 5, (2 TIMES, MOST RECENT — 5/18/11 [3-7 L]); VAN 3, S.J. 2
MOST PP ATTEMPTS FOR, GAME AT HOME — 14, 4/26/98 VS. DALLAS (4-1 W)
MOST PP ATTEMPTS FOR, GAME ON ROAD — 10 4/23/06 AT NASHVILLE (3-0 W)
MOST PP ATTEMPTS AGAINST, GAME AT HOME — 9, 4/23/00 VS. ST. LOUIS (2-6 L)
MOST PP ATTEMPTS AGAINST, GAME ON ROAD — 15, 4/24/98 AT DALLAS (2-5 L)
MOST PP ATTEMPTS, GAME BY BOTH TEAMS AT HOME — 20, 4/10/04 VS. ST. LOUIS (3-1 W); STL 7, SJ 13
MOST PP ATTEMPTS, GAME BY BOTH TEAMS ON ROAD — 19, (2 TIMES, MOST RECENT — 4/23/06 AT NASHVILLE (3-0 W); NSH 9, S.J. 10
MOST SHG, GAME — 2, 4/30/99 AT COLORADO (7-3 W), VINCENT DAMPHOUSSE (2)
MOST SHG ALLOWED, GAME — 2 — (3 TIMES, MOST RECENT — 5/5/00 VS. DALLAS (4-5 L); GUY CARBONNEAU, SERGEI ZUBOV)
MOST SHG, PERIOD — 2, 4/30/99 AT COLORADO (7-3 W), VINCENT DAMPHOUSSE (2), 3RD PERIOD
MOST SHG ALLOWED, PERIOD — 2 (2 TIMES, MOST RECENT — 5/11/95 VS. CALGARY [2-9 L]; MIKE SULLIVAN, RON STERN), 1ST PERIOD
MOST PENALTIES FOR, GAME AT HOME — 15, 5/6/94 VS. TORONTO (5-2 W); 57 PIM
MOST PENALTIES FOR, GAME ON ROAD — 21, 4/24/98 AT DALLAS (2-5 L); 72 PIM
MOST PENALTIES AGAINST, GAME AT HOME — 20, 4/26/98 VS. DALLAS (4-1 W); 75 PIM
MOST PENALTIES AGAINST, GAME ON ROAD — 16, 4/14/12 AT ST. LOUIS (0-3 L); 68 PIM
MOST PIM FOR, GAME AT HOME — 57, 5/6/94 VS. TORONTO (5-2 W); 15 PENALTIES
MOST PIM FOR, GAME ON ROAD — 72, 4/24/98 AT DALLAS (2-5 L); 21 PENALTIES
MOST PIM AGAINST, GAME AT HOME — 75, 4/26/98 VS. DALLAS (4-1 W); 20 PENALTIES
MOST PIM AGAINST, GAME ON ROAD — 68, 4/14/12 AT ST. LOUIS (0-3 L); 16 PENALTIES
FEWEST PENALTIES FOR, GAME AT HOME — 0, 5/16/10 VS. CHICAGO (1-2 L); 0 PIM
FEWEST PENALTIES FOR, GAME ON ROAD — 1, (3 TIMES, MOST RECENT — 5/14/13 AT LOS ANGELES [2-0 L]); 2 PIM
FEWEST PENALTIES AGAINST, GAME AT HOME — 2, 4/9/08 VS. CALGARY (2-3 L); 4 PIM
FEWEST PENALTIES AGAINST, GAME ON ROAD — 1, 4/26/07 AT DETROIT (2-0 W); 2 PIM
FEWEST PIM FOR, GAME AT HOME — 0, 5/16/10 VS. CHICAGO (1-2 L); 0 PENALTIES
FEWEST PIM FOR, GAME ON ROAD — 2, (3 TIMES, MOST RECENT — 5/14/13 AT LOS ANGELES [2-0 L]); 1 PENALTY
FEWEST PIM AGAINST, GAME AT HOME — 4, 4/9/08 VS. CALGARY (2-3 L); 2 PENALTIES
FEWEST PIM AGAINST, GAME ON ROAD — 2, 4/26/07 AT DETROIT (2-0 W); 1 PENALTY

SHARKS ALL-TIME PLAYOFF RECORDS

MOST PENALTY MINUTES, GAME BY BOTH TEAMS, HOME — 125, 5/6/94 VS. TORONTO (5-2 W); TOR 68, S.J. 57

MOST PENALTY MINUTES, GAME BY BOTH TEAMS, ROAD — 132, 4/14/12 AT ST. LOUIS (0-3 L); STL 68, S.J. 64

FEWEST PENALTY MINUTES, GAME BY BOTH TEAMS, HOME — 8, 4/28/98 VS. DALLAS (1-0 W OT); DAL 6, S.J. 2

FEWEST PENALTY MINUTES, GAME BY BOTH TEAMS, ROAD — 6, 5/19/95 AT CALGARY (5-4 W 2OT); CGY 4, S.J. 2

FEWEST PENALTIES, GAME BY BOTH TEAMS, HOME — 4, 4/28/98 VS. DALLAS (1-0 W OT); DAL 3, S.J. 1

FEWEST PENALTIES, GAME BY BOTH TEAMS, ROAD — 3, 5/19/95 AT CALGARY (5-4 W 2OT); CGY 2, S.J. 1

MOST PENALTIES, GAME BY BOTH TEAMS, HOME — 33, 5/6/94 VS. TORONTO (5-2 W); TOR 18, S.J. 15

MOST PENALTIES, GAME BY BOTH TEAMS, ROAD — 33, 4/24/98 AT DALLAS (2-5 L); DAL 12, S.J. 21

MOST CONSECUTIVE GAMES SCORING PPG — 5, (2 TIMES, MOST RECENT — 5/6/10 AT DETROIT THRU 5/21/10 AT CHICAGO)

MOST CONSECUTIVE GAMES NOT SCORING PPG — 6, 4/12/01 THRU 4/21/01 VS. ST. LOUIS

MOST CONSECUTIVE GAMES ALLOWING PPG — 8, 4/12/00 THRU 4/25/00 VS. ST. LOUIS, 4/28/00 VS. DALLAS

MOST CONSECUTIVE GAMES NOT ALLOWING PPG — 4, (2 TIMES, MOST RECENT — 4/24/04 THRU 5/01/04 VS. COLORADO)

MOST CONSECUTIVE CHANCES NOT SCORING PPG — 23, 4/12/01 (1ST PERIOD) THRU 4/21/01 (3RD PERIOD) VS. ST. LOUIS

MOST CONSECUTIVE CHANCES NOT ALLOWING PPG — 20, 4/22/04 (2ND PERIOD) VS. COLORADO THRU 5/04/04 AT COLORADO (2ND PERIOD)

LONGEST SHUTOUT STREAK — 178:14, 4/24/02 VS. COLORADO (1ST PERIOD) THRU 4/28/04 AT COLORADO (OT, 5:15)

LONGEST CONSECUTIVE SCORELESS STREAK — 172:59, 5/4/08 AT DALLAS (3RD PERIOD) THRU 4/19/09 VS. ANAHEIM (2ND PERIOD)

INDIVIDUAL

MOST POINTS, GAME — 4 (4 TIMES, MOST RECENT — LOGAN COUTURE [2-2=4]; 5/5/13 VS. VANCOUVER [5-2 W])

MOST GOALS, GAME — 3, (5 TIMES, MOST RECENT — DEVIN SETOGUCHI, 5/4/11 VS. DETROIT [4-3 W OT])

MOST ASSISTS, GAME — 3 (14 TIMES, MOST RECENT — JOE THORNTON, 5/7/13 VS. VANCOUVER [4-3 W])

MOST PPG, GAME — 2, (7 TIMES, MOST RECENT — JOE PAVELSKI, 5/7/13 VS. VANCOUVER [4-3 W])

MOST SHG, GAME — 2, VINCENT DAMPHOUSSE, 4/30/99 AT COLORADO (7-3 W)

MOST SHOTS, GAME — 11, JOE PAVELSKI, 5/2/10 VS. DETROIT (4-3 W)

MOST PENALTIES, GAME — 6, BEN EAGER, 5/18/11 AT VANCOUVER (3-7 L); 20 PIM

MOST PIM, GAME — 24, OWEN NOLAN, 4/24/98 AT DALLAS (2-5 L); 5 PENALTIES

BEST PLUS/MINUS, GAME — +4 (4 TIMES, MOST RECENT — RYANE CLOWE AND JOE PAVELSKI, 4/24/10 AT COLORADO [5-2 W])

WORST PLUS/MINUS, GAME — -6, CRAIG JANNEY, 5/11/95 VS. CALGARY (2-9 L)

MOST CONSECUTIVE GAMES, GOAL — 5, JOE PAVELSKI, 4/20/10 AT COLORADO THRU 5/2/10 VS. DETROIT

MOST CONSECUTIVE GAMES, ASSIST — 7 (2 TIMES, MOST RECENT — JOE THORNTON, 4/16/07 VS. NASHVILLE THRU 5/2/07 VS. DETROIT)

MOST CONSECUTIVE GAMES, POINT — 8 (3 TIMES, MOST RECENT — PATRICK MARLEAU, 5/2/10 VS. DETROIT THRU 5/23/10 AT CHICAGO)

FASTEST 2 GOALS, FOR — 1:34, PATRICK MARLEAU, 4/22/04 VS. COLORADO (5-2 W)

FASTEST 3 GOALS, FOR — 22:21, PATRICK MARLEAU, 4/22/04 VS. COLORADO (5-2 W)

MOST POINTS, PERIOD — 3 (5 TIMES, MOST RECENT — LOGAN COUTURE [2-1=3], 5/5/13 VS. VANCOUVER [5-2 W] 3RD PERIOD)

MOST GOALS, PERIOD — 2 (13 TIMES, MOST RECENT — LOGAN COUTURE, 5/5/13 VS. VANCOUVER [5-2 W], 3RD PERIOD)

MOST ASSISTS, PERIOD — 3, MIKE RICCI, 4/28/99 AT COLORADO (4-2 W) 3RD PERIOD

MOST PPG, PERIOD — 2, LOGAN COUTURE, 5/5/13 VS. VANCOUVER [5-2 W], 3RD PERIOD

MOST SHG, PERIOD — 2, VINCENT DAMPHOUSSE, 4/30/99 AT COLORADO (7-3 W) 3RD PERIOD

MOST SHOTS, PERIOD — 8, 5/2/10 VS. DETROIT (4-3 W), 3RD PERIOD

MOST PENALTIES, PERIOD — 4, BEN EAGER (16 PIM), 5/18/11 AT VANCOUVER (3-7 L); 3RD PERIOD

MOST PIM, PERIOD — 20, OWEN NOLAN (20 PIM) 4/24/98 AT DALLAS (2-5 L), 3RD PERIOD

FASTEST 2 GOALS, AGAINST — :16, SAMI SALO, 5/22/11 VS. VANCOUVER (2-4 L)

FASTEST 3 GOALS, AGAINST — 3:26, JOHAN FRANZEN, 5/6/10 AT DETROIT (1-7 L)

FASTEST 4 GOALS, AGAINST — 39:43, JOHAN FRANZEN, 5/6/10 AT DETROIT (1-7 L)

MOST POINTS BY OPPONENT, GAME — 6, JOHAN FRANZEN [4-2=6], 5/6/10 AT DETROIT (1-7)

MOST GOALS BY OPPONENT, GAME — 4, (2 TIMES, MOST RECENT — JOHAN FRANZEN, 5/6/10 AT DETROIT [1-7 L])

MOST ASSISTS BY OPPONENT, GAME — 4 (5 TIMES, MOST RECENT — HENRIK SEDIN, 5/22/11 VS. VANCOUVER [2-4 L])

MOST PPG BY OPPONENT, GAME — 2 (4 TIMES, MOST RECENT — SAMI SALO, 5/22/11 VS. VANCOUVER [2-4 L])

MOST SHG BY OPPONENT, GAME — 1 (NUMEROUS TIMES, MOST RECENT — DAN CLEARY, 4/28/07 AT DETROIT [2-3 L])

MOST SHOTS BY OPPONENT, GAME — 11 — KEVIN SHATTENKIRK, 4/12/12 AT ST. LOUIS (3-2 W 2OT)

MOST PENALTIES BY OPPONENT, GAME — 6, (2 TIMES, MOST RECENT — CHRIS SIMON, 5/13/04 AT CALGARY [3-0 W]; 23 MINUTES)



SHARKS ALL-TIME PLAYOFF RECORDS

MOST PIM BY OPPONENT, GAME — 23, CHRIS SIMON, (6 PENALTIES)

5/13/04 AT CALGARY (3-0 W)

BEST PLUS/MINUS BY OPPONENT, GAME — +6, THEOREN FLEURY,

5/11/95 VS. CALGARY (2-9 L)

WORST PLUS/MINUS BY OPPONENT, GAME — -4 (3 TIMES, MOST RECENT — BRAD RICHARDSON, 4/25/11 AT LOS ANGELES [4-3 W])

MOST POINTS BY OPPONENT, PERIOD — 4, (2 TIMES, MOST RECENT — JOHAN FRANZEN (3-1=4), 5/6/10 AT DETROIT (1-7 L), 1ST PERIOD)

MOST GOALS BY OPPONENT, PERIOD — 3, JOHAN FRANZEN, 5/6/10 AT DETROIT (1-7 L), 1ST PERIOD

MOST ASSISTS BY OPPONENT, PERIOD — 3 (4 TIMES, MOST RECENT — HENRIK SEDIN [0-3=3], 5/22/11 VS. VANCOUVER [2-4 L], 2ND PERIOD

MOST PPG BY OPPONENT, PERIOD — 2, SAMI SALO, 5/22/11 VS. VANCOUVER (2-4 L); 2ND PERIOD

MOST SHG BY OPPONENT, PERIOD — 1 (NUMEROUS TIMES, MOST RECENT — DAN CLEARY, 4/28/07 AT DETROIT [2-3 L])

MOST SHOTS BY OPPONENT, PERIOD — 6 (2 TIMES, MOST RECENT — DINO CICCARELLI, 5/23/95 AT DETROIT [2-6 L]; 1ST PERIOD)

MOST PENALTIES BY OPPONENT, PERIOD — 4, (4 TIMES, MOST RECENT — CHRIS SIMON, 5/13/04 AT CALGARY [3-0 W]; 23 MINUTES) 3RD PERIOD

MOST PIM BY OPPONENT, PERIOD — 22, JAROME IGINLA (3 PENALTIES), 5/13/04 AT CALGARY (3-0 W); 3RD PERIOD



GOALTENDERS

MOST MINUTES, GAME — 129:03, EVGENI NABOKOV, 5/4/08 AT DALLAS (1-2 L 4 OT)

FEWEST GOALS ALLOWED, GAME — 0 (9 TIMES, MOST RECENT — EVGENI NABOKOV, 4/22/10 VS. COLORADO [5-0 W])

MOST GOALS ALLOWED, GAME — 8 (2 TIMES, MOST RECENT — EVGENI NABOKOV, 5/4/02 AT COLORADO [2-8 L])

MOST SHOTS FACED, GAME — 60, WADE FLAHERTY, 5/19/95 AT CALGARY (5-4 W 2OT)

MOST SHOTS FACED, PERIOD — 21, ARTURS IRBE, 5/23/95 AT DETROIT (2-6 L) 1ST PERIOD

FEWEST SHOTS FACED, GAME — 10, EVGENI NABOKOV, 4/15/08 AT CALGARY (3-2 W)

FEWEST SHOTS FACED, PERIOD (MIN. 18 MINUTES) — 0, MIKKA KIPRUSOFF, 4/16/01 VS. ST. LOUIS (3-6 L)

MOST SAVES, GAME — 56, WADE FLAHERTY, 5/19/95 AT CALGARY (5-4 W 2OT)

MOST SAVES, PERIOD — 18, (3 TIMES, MOST RECENT — ANTTI NIEMI, 5/10/11 AT DETROIT [1-3 L]; 1ST PERIOD

MOST PENALTIES, GAME — 1 (4 TIMES, MOST RECENT — EVGENI NABOKOV, 5/16/04 AT CALGARY [4-1 W]; 2 PIM)

MOST PIM, GAME — 10, ARTURS IRBE, 5/15/95 AT CALGARY (0-5 L), 1 PENALTY

MOST POINTS, GAME — 1 (2 TIMES, MOST RECENT — EVGENI NABOKOV [0-1=2], 5/1/02 AT COLORADO [6-3 W])

LONGEST SHUTOUT STREAK — EVGENI NABOKOV, 178:14, 4/24/02 VS. COLORADO (1ST PERIOD) THRU 4/28/04 AT COLORADO (OT, 5:15)

MOST MINUTES, GAME BY OPPONENT — 129:03, MARTY TURCO, 5/4/08 AT DALLAS (1-2 L 4 OT)

FEWEST GOALS ALLOWED, GAME BY OPPONENT — 0 (16 TIMES, MOST RECENT — JAROSLAV HALAK & BRIAN ELLIOTT, 4/14/12 AT ST. LOUIS [0-3 L])

MOST GOALS ALLOWED, GAME BY OPPONENT — 6, (3 TIMES, MOST RECENT — JONATHAN QUICK, 4/19/11 AT LOS ANGELES [6-5 W OT])

MOST SHOTS FACED, GAME BY OPPONENT — 62, MARTY TURCO, 5/04/08 AT DALLAS (1-2 L 4 OT)

MOST SHOTS FACED, PERIOD BY OPPONENT — 27, MIKKA KIPRUSOFF, 4/10/08 VS. CALGARY (2-0 W), 2ND PERIOD

FEWEST SHOTS FACED, GAME BY OPPONENT — 12, MIKE VERNON, 5/25/95 VS. DETROIT (1-6 L)

FEWEST SHOTS FACED, PERIOD BY OPPONENT (MIN. 18 MINUTES) — 2 (6 TIMES, MOST RECENT — TOMAS VOKOUN, 4/11/07 AT NASHVILLE [5-4 W 2OT])

MOST SAVES, GAME BY OPPONENT — 61, MARTY TURCO, 5/04/08 AT DALLAS (1-2 L 4 OT)

MOST SAVES, PERIOD BY OPPONENT — 25, MIKKA KIPRUSOFF, 4/10/08 VS. CALGARY (2-0 W), 2ND PERIOD

MOST PENALTIES, GAME BY OPPONENT — 2, (2 TIMES, MOST RECENT — ED BELFOUR, 5/5/00 VS. DALLAS (4-5 L), 4 PIM)

MOST PIM, GAME BY OPPONENT — 12, ED BELFOUR, 4/26/98 VS. DALLAS (4-1 W), 2 PENALTIES

MOST POINTS, GAME BY OPPONENT — 1 (4 TIMES, MOST RECENT — CHRIS OSGOOD (0-1=1), 4/12/04 AT ST. LOUIS [1-4 L])

NHL





NATIONAL HOCKEY LEAGUE

New York,

1185 Avenue of the Americas, New York, NY 10036,
212-789-2000, Fax: 212-789-2020, Fax: 212-789-2070

Montréal

1800 McGill College Avenue, Suite 2600, Montréal,
Québec, H3A 3J6
514-841-9220, Fax: 514-841-1070

Toronto

50 Bay Street, 11th Floor, Toronto, Ontario, M5J 2X8,
416-359-7900, Fax: 416-981-2779

EXECUTIVE

Commissioner Gary B. Bettman
Deputy Commissioner William Daly
Chief Operating Officer John Collins
Senior Executive Vice
President of Hockey Operations Colin Campbell



Gary B. Bettman



William Daly



John Collins



Colin Campbell

NHL COMMUNICATIONS (@PR_NHL)

GARY MEAGHER

Executive Vice President, Communications
O: 416-359-7960, C: 416-729-4700, gmeagher@nhl.com

FRANK BROWN

Group Vice President, Content Integration
O: 212-789-2042, C: 347-853-4390, fbrown@nhl.com

JAMEY HORAN

Group Vice President, Communications & Player Development
O: 212-789-2785, C: 646-652-9981, jhoran@nhl.com
* Business communications, event and player promotion

JOHN DELLAPINA

Group Vice President, Communications
O: 212-789-2115, C: 917-363-7988, jdellapina@nhl.com
* General hockey and Department of Player Safety requests

BENNY ERCOLANI

Statistician & Information Officer
O: 416-359-7963, C: 416-729-5666, bercolani@nhl.com

GREG INGLIS

Senior Director, News Services
O: 212-789-2065, C: 347-853-2461, ginglis@nhl.com

NIRVA MILORD

Director, Communications
O: 212-789-2123, C: 917-715-6187, nmilord@nhl.com

JULIE YOUNG

Director, Communications
O: 416-359-7964, C: 416-605-3550, jyoung@nhl.com
* Maternity leave

SCHUYLER BAEHMAN

Senior Manager, Event Communications & Player Development
O: 212-789-2097, C: 908-917-0456, sbaezman@nhl.com

DAVID KEON

Senior Manager, Communications
O: 416-359-7962, C: 416-729-5665, dkeon@nhl.com
* International credentials

KERRY MCGOVERN

Senior Manager, Communications
O: 212-789-2172, C: 347-853-6009, kmcgovern@nhl.com

JENNIFER MOAD

Senior Manager, Communications
O: 416-359-7961, C: 416-527-2852, jmoad@nhl.com
* Hockey Operations, Officiating and Central Scouting requests

TREVOR BJERGSO

Manager, Social Media
O: 416-359-7965, C: 416-540-5306, tbjergso@nhl.com

JASMINE GHAFOUR

Manager, Communications
O: 416-359-7968, C: 647-808-4876, jghafour@nhl.com

JOSH BERNSTEIN

Coordinator, Communications
O: 212-789-2609, jbpr@nhl.com

NICOLE BUCKLEY

Coordinator, Event Communications & Player Development
O: 212-789-2066, nicbuckley@nhl.com
* Event credentials

ERICA YAKOBZON

Coordinator, Corporate Communications
O: 212-789-2157, eyakobzon@nhl.com

2013-14 NHL OFFICIALS

REFEREES

NAME	NO
*Burchell, Darcy	42
Charron, Francis	6
*Chmielewski, Tom	43
Devorski, Paul	10
Dwyer, Gord	19
Furlatt, Eric	27
*Hanson, Trevor	47
Hasenfratz, Mike	2
Hebert, Ghislain	22
Hebert, Jean	15
Jackson, Dave	8
Joannette, Marc	25
Kimmerly, Greg	18
*Knorr, Trent	44
Kowal, Tom	32
Kozari, Steve	40
L'Ecuier, Frederick	17
LaRue, Dennis	14
Lee, Chris	28
Leggo, Mike	3
*Lemelin, Mark	41
*Lewis, Dave	46
*Luxmore, Thomas John	49
Martell, Rob	26
McCauley, Wes	4
*McIsaac, Jon	45
Meier, Brad	34
Morton, Dean	36
O'Halloran, Dan	13
O'Rourke, Dan	9
Peel, Tim	20
Pochmara, Brian	16
Pollock, Kevin	33
Rehman, Kyle	37
Rooney, Chris	5
*Skilliter, Graham	48
St. Pierre, Justin	12
St-Laurent, Francois	38
Sutherland, Kelly	11
Van Massenhoven, Don	21
Walsh, Ian	29
Watson, Brad	23

*: Minor League Referee



LINESMEN

NAME	NO	NAME	NO
Amell, Derek	75	MacPherson, Matt	83
Barton, Steve	59	McElman, Andy	90
Brisebois, David	96	Miller, Steve	89
Cameron, Lonnie	74	Morin, Jean	97
Champoux, Pierre	67	Murchison, Kiel	79
Cherrey, Scott	50	Murphy, Brian	93
Cormier, Michel	76	Murray, Jonny	95
Cvik, Mike	88	Nansen, Derek	70
Devorski, Greg	54	Nelson, Thor	80
Driscoll, Scott	68	Nowak, Tim	77
Galloway, Ryan	82	Pancich, Bryan	94
Gibbs, Darren	66	Racicot, Pierre	65
*Grandt, John	98	Rody, Vaughan	73
Henderson, Don	91	Sericolo, Anthony	84
Heyer, Shane	55	Sharrers, Jay	57
Kovachik, Brad	71	Shewchyk, Mark	92
Lazarowich, Brad	86	*Wheler, Mark	56
Mach, Brian	78		



NHL TROPHIES

HART MEMORIAL TROPHY: An annual award to “the player adjudged to be the most valuable to his team.” Winner selected in a poll by the Professional Hockey Writers’ Association in all NHL cities at the end of the regular season schedule. **2013 Winner: Alexander Ovechkin, Washington Capitals**

ART ROSS TROPHY: An annual award to “the player who leads the League in scoring points at the end of the regular season.” **2013 Winner: Martin St. Louis, Tampa Bay Lightning**

MAURICE “ROCKET” RICHARD TROPHY: The Maurice “Rocket” Richard Trophy, a gift to the National Hockey League from the Montreal Canadiens, is presented to the player finishing the regular season as the League’s goal-scoring leader. During his 18-year career with the Canadiens from 1942-43 through 1959-60, Richard was the first player in NHL history to score 50 goals in a season and 500 for his career. He was the League’s top goal-scorer five times, played on eight Stanley Cup Champions and was inducted into the Hockey Hall of Fame in 1961.

2013 Winner: Alexander Ovechkin, Washington Capitals

CALDER MEMORIAL TROPHY: An annual award to “the player selected as the most proficient in his first year of competition in the National Hockey League.” Winner selected in a poll by the Professional Hockey Writers’ Association at the end of the regular season schedule. To be eligible for this award, a player cannot have competed in more than 25 games in any single preceding season nor in six or more games in each of any two preceding seasons in any major professional league. Beginning in 1990-91, to be eligible for this award, a player must not have attained his 26th birthday by September 15 of the season in which he is eligible. **2013 Winner: Jonathan Huberdeau, Florida Panthers**

JAMES NORRIS MEMORIAL TROPHY: An annual award to “the defense player who demonstrates throughout the season the greatest all-round ability in the position.” Winner selected by a poll of the Professional Hockey Writers’ Association at the end of the regular schedule.

2013 Winner: P.K. Subban, Montreal Canadiens

VEZINA TROPHY: An annual award to “the goalkeeper adjudged to be the best at his position” as voted by the general managers of each NHL club. Until the 1981-82 season, the goalkeeper(s) of the team allowing the fewest number of goals during the regular season were awarded the Vezina Trophy.

2013 Winner: Sergei Bobrovsky, Columbus Blue Jackets

LADY BYNG MEMORIAL TROPHY: An annual award to “the player adjudged to have exhibited the best type of sportsmanship and gentlemanly conduct combined with a high standard of playing ability.” Winner selected in poll by the Professional Hockey Writers’ Association at the end of the regular schedule.

2013 Winner: Martin St. Louis, Tampa Bay Lightning

FRANK J. SELKE TROPHY: An annual award to “the forward who best excels in the defensive aspects of the game.” Winner selected in a poll by the Professional Hockey Writers’ Association at the end of the regular schedule. **2013 Winner: Jonathan Toews, Chicago Blackhawks**

CONN SMYTHE TROPHY: An annual award to “the most valuable player for his team in the playoffs.” Winner selected by the Professional Hockey Writers’ Association at the conclusion of the final game in the Stanley Cup Finals. **2013 Winner: Patrick Kane, Chicago Blackhawks**

WILLIAM M. JENNINGS TROPHY: Since the 1981-82 season, an annual award to “the goalkeeper(s) having played a minimum of 25 games for the team with the fewest goals scored against it.”

2013 Winner: Corey Crawford and Ray Emery, Chicago Blackhawks



JACK ADAMS AWARD: An annual award presented by the National Hockey League Broadcasters' Association to "the NHL coach adjudged to have contributed the most to his team's success." Poll taken at the conclusion of the regular season. **2013 Winner: Paul MacLean, Ottawa Senators**

BILL MASTERTON MEMORIAL TROPHY: An annual award under the trusteeship of the Professional Hockey Writers' Association to "the NHL player who best exemplifies the qualities of perseverance, sportsmanship and dedication to hockey." The winner is chosen by a poll among the PWHA at the conclusion of the regular season. **2013 Winner: Josh Harding, Minnesota Wild**

LESTER PATRICK TROPHY: An annual award "for outstanding service to hockey in the United States." Eligible recipients are players, officials, coaches, executives and referees. Winner selected by an award committee consisting of the Commissioner of the NHL, an NHL Governor, a representative of the N.Y. Rangers, a member of the Hockey Hall of Fame Builder's section, a member of the Hockey Hall of Fame Player's section, a member of the U.S. Hockey Hall of Fame, a member of the NHL Broadcasters' Association and a member of the Professional Hockey Writers' Association. Each except the League Commissioner is rotated annually.

2013 Winner: Will be announced December 2

KING CLANCY MEMORIAL AWARD: An annual award to "the player who best exemplifies leadership qualities on-and-off the ice and has made a noteworthy humanitarian contribution in his community." **2013 Winner: Patrice Bergeron, Boston Bruins**

TED LINDSAY AWARD: Known as the Lester B. Pearson Award until 2010, this annual award is presented to the NHL's outstanding player as selected by the members of the National Hockey League Players' Association. **2013 Winner: Sidney Crosby, Pittsburgh Penguins**

PRESIDENTS' TROPHY: An annual award presented to the club finishing the regular season with the best overall record. **2013 Winner: Chicago Blackhawks**



THE



**ANAHEIM
DUCKS**

HONDA CENTER

2695 E. Katella Ave.
Anaheim, Calif. 92806

Phone: 714-940-2900 • **Fax:** 714-940-2953

PRACTICE FACILITY

The Rinks - Anaheim ICE
300 West Lincoln Ave.
Anaheim, Calif. 92805
Phone: 714-535-7465


AHL AFFILIATE

Norfolk Admirals

FAST FACTS

LAST SHARKS WIN: March 27, 2013 (Anaheim 0 @ Sharks 4)
LAST ANAHEIM WIN: March 18, 2013 (Sharks 3 @ Anaheim 5)
LAST SHARKS SHUTOUT: Antti Niemi, March 27, 2013 (Anaheim 0 @ Sharks 4)
LAST ANAHEIM SHUTOUT: Oct. 14, 2011 (Sharks 0 @ Anaheim 1) (J. Hiller)
LAST SHARKS WIN AT HOME: March 27, 2013 (Anaheim 0 @ Sharks 4)
LAST ANAHEIM WIN AT HOME: March 18, 2012 (Sharks 3 @ Anaheim 5)
LAST SHARKS WIN AT ANAHEIM: March 25, 2013 (Sharks 5 @ Anaheim 3)
LAST ANAHEIM WIN AT SHARKS: March 19, 2012 (Anaheim 5 @ Sharks 3)
LAST SHARKS OVERTIME WIN AT HOME: Nov. 30, 2000 (Anaheim 2 @ Sharks 3 OT)
LAST ANAHEIM OVERTIME WIN AT HOME: Jan. 13, 2008 (Sharks 3 @ Anaheim 4 OT)
LAST SHARKS OVERTIME WIN AT ANAHEIM: Nov. 4, 2005 (Sharks 1 @ Anaheim 0 OT)
LAST ANAHEIM OVERTIME WIN AT SHARKS: Nov. 9, 2010 (Anaheim 3 @ Sharks 2 OT)
LAST SHARKS SHOOTOUT WIN: Jan. 29, 2013 (Anaheim 2 @ Sharks 3, SO)
LAST SHARKS SHOOTOUT LOSS: Nov. 17, 2007 (Anaheim 3 @ Sharks 2 SO)
MOST GOALS BY SHARKS: 7, 2 times, MR, March 29, 2001 (Anaheim 4 @ Sharks 7)
MOST GOALS BY ANAHEIM: 7, MR, Feb. 6, 2007 (Anaheim 7 @ Sharks 4)
MOST GOALS BY BOTH TEAMS: 11, 2 times, MR, Feb. 6, 2007 (Anaheim 7 @ Sharks 4)
LAST SHARKS HAT TRICK: Jonathan Cheechoo, April 15, 2006 (Anaheim 3 @ Sharks 6)
LAST ANAHEIM HAT TRICK: Corey Perry, April 6, 2011 (Sharks 2 @ Anaheim 6)
LAST SHARKS PENALTY SHOT: Torrey Mitchell (Unsuccessful: Jean-Sebastien Giguere), Dec. 17, 2009 (Sharks 4 @ Anaheim 1)
LAST ANAHEIM PENALTY SHOT: Todd Bertuzzi (Unsuccessful: Evgeni Nabokov), Dec. 22, 2007 (Anaheim 5 @ Sharks 2)

G.M.: Bob Murray
Coach: Bruce Boudreau
P.R.: Alex Gilchrist, Steve Hoem, Lauren O'Gorman
Press Box: 714-704-2623



Ryan Getzlaf

ALL-TIME RECORD

VS. ANAHEIM	W	L	T	OL
SJ ALL-TIME Record	57	45	4	7
SJ HOME	27	24	2	3
SJ ROAD	30	21	2	4

2012-13 RESULTS

DATE	SITE	W	L	OT	SJ	OPP
1/29/2013	H	1	0	0	3	2
2/4/2013	A	0	1	0	1	2
3/18/2013	A	0	1	0	3	5
3/25/2013	A	1	0	0	5	3
3/27/2013	H	1	0	0	4	0
TOTALS		3	2	0	16	12

NOTES

- On March 29, 2000 in his first game against his former team, Teemu Selanne scored a hat trick in a 7-4 Sharks victory over Anaheim. Paul Kariya also posted a hat trick, only the third time in Sharks history that an opponent matched a Shark for goals in a game.
- On April 15, 2006 at HP Pavilion at San Jose, Jonathan Cheechoo recorded his fifth hat trick of 2005-06, his third against Anaheim, in San Jose's 6-3 win.
- On March 28, 2008, San Jose clinched its third Pacific Division Championship with a 3-1 victory at Anaheim. Joe Pavelski assisted on all three goals.
- On Dec. 26, 2009, Patrick Marleau scored his 300th and 301st career NHL goals in a 5-2 Sharks win.
- On April 2, 2011 the Sharks reached the 100-point mark for the fifth consecutive season and the sixth time in the last seven seasons after coming back from a two-goal deficit to defeat the Ducks, 4-2.
- On March 27, 2013 the Sharks scored three goals in the first 9:20 of the game and added a shorthanded goal in the third period to shut out the Ducks 4-0. Tommy Wingsels had the first three+ point game of his NHL career and San Jose set a franchise record with 30 blocked shots in the game.

2012-13 DUCKS LEADERS

GOALS	Ryan Getzlaf & Corey Perry, 15
ASSISTS	Ryan Getzlaf, 34
POINTS	Ryan Getzlaf, 49
SHOTS	Corey Perry, 128
GAA	Viktor Fasth, 2.18
WINS	Jonas Hiller & Viktor Fasth, 15
SHUTOUTS	Viktor Fasth, 4
SAVE %	Viktor Fasth, .921
RECORD	30-12-6, 66 pts. 1st/Pacific Division 2nd/Western Conference

2013 PLAYOFFS

WESTERN QUARTERFINALS: Lost to Detroit, 4-3



BOSTON BRUINS

TD GARDEN

100 Legends Way
Boston, Mass. 02114

Phone: 617-624-2327 • Fax: 617-523-7184

PRACTICE FACILITY

Ristuccia Memorial Arena
190 Main St.
Wilmington, Mass. 01887

AHL AFFILIATE

Providence Bruins

FAST FACTS

LAST SHARKS WIN: March 22, 2012 (Boston 1 @ Sharks 2)
LAST BOSTON WIN: Jan. 14, 2010 (Boston 2 @ Sharks 1 SO)
LAST SHARKS SHUTOUT: Feb. 5, 2011 (Sharks 2 @ Boston 0) (Antti Niemi)
LAST BOSTON SHUTOUT: Oct. 18, 1998 (Sharks 0 @ Boston 3) (Rob Tallas)
LAST SHARKS WIN AT HOME: March 22, 2012 (Boston 1 @ Sharks 2)
LAST BOSTON WIN AT HOME: Dec. 23, 2002 (Sharks 2 @ Boston 5)
LAST SHARKS WIN AT BOSTON: Oct. 22, 2011 (Sharks 4 @ Boston 2)
LAST BOSTON WIN AT SHARKS: Jan. 14, 2010 (Boston 2 @ Sharks 1 SO)
LAST SHARKS OVERTIME WIN AT HOME: None
LAST BOSTON OVERTIME WIN AT HOME: None
LAST SHARKS OVERTIME WIN AT BOSTON: None
LAST BOSTON OVERTIME WIN AT SHARKS: None
LAST SHARKS SHOOTOUT WIN: None
LAST SHARKS SHOOTOUT LOSS: Jan. 14, 2010 (Boston 2 @ Sharks 1 SO)
MOST GOALS BY SHARKS: 6, 3 times, MR, Jan. 10, 2006 (Sharks 6 @ Boston 2)
MOST GOALS BY BOSTON: 8, Oct. 15, 1992 (Boston 8 @ Sharks 2)
MOST GOALS BY BOTH TEAMS: 13, March 23, 1992 (Sharks 6 @ Boston 7)
LAST SHARKS HAT TRICK: None
LAST BOSTON HAT TRICK: None
LAST SHARKS PENALTY SHOT: Patrick Marleau (Unsuccessful: Steve Shields), March 21, 2003 (Boston 2 @ Sharks 3)
LAST BOSTON PENALTY SHOT: Rick Tocchet (Unsuccessful: Geoff Sarjeant), March 18, 1996 (Sharks 3 @ Boston 3)

President: Cam Neely
G.M.: Peter Chiarelli
Coach: Claude Julien
P.R.: Matthew Chmura, Eric Tosi, Heidi Holland
Press Box: 617-624-2900



Brad Marchand

ALL-TIME RECORD

VS. BOSTON	W	L	T	OL
SJ ALL-TIME Record	9	13	5	1
SJ HOME	5	6	2	1
SJ ROAD	4	7	3	0

2012-13 RESULTS

None

NOTES

- The Sharks are 5-1-1 against the Bruins since Joe Thornton was traded to the Sharks..
- On Nov. 6, 2003, Vesa Toskala set career marks in shots faced (52) and saves (47) in a 5-5 tie.
- On Jan. 10, 2006, the Sharks defeated the Bruins in Boston for the first time in franchise history, which was Joe Thornton's first game against his former team following the Nov. 30, 2005 trade to San Jose. Thornton was ejected at 5:13 of the first period for cross-checking Hal Gill.
- Joe Thornton scored his first goal against Boston on Feb. 10, 2009, his second game against them since being traded from the Bruins in 2005.

2012-13 BRUINS LEADERS

GOALS	Brad Marchand, 18
ASSISTS	David Krejci, 23
POINTS	Brad Marchand, 36
SHOTS	Tyler Seguin, 161
GAA	Tuukka Rask, 2.00
WINS	Tuukka Rask, 19
SHUTOUTS	Tuukka Rask, 5
SAVE %	Tuukka Rask, .929
RECORD	28-14-6, 62 pts. 2nd/Northeast Division 4th/Eastern Conference

2013 PLAYOFFS

EASTERN QUARTERFINALS: Defeated Toronto, 4-3
EASTERN SEMIFINALS: Defeated NY Rangers, 4-1
EASTERN FINALS: Defeated Pittsburgh, 4-0
STANLEY CUP FINAL: Lost to Chicago, 4-2



THE



BUFFALO SABRES

FIRST NIAGARA CENTER

One Seymour H. Knox III Plaza
Buffalo, N.Y. 14203

Phone: 716-855-4100 • Fax: 716-855-4162

PRACTICE FACILITY

Northtown Center
615 Amherst Manor Drive
Williamsville, N.Y. 14221
Phone: 716-631-7555


AHL AFFILIATE

Rochester Americans

FAST FACTS

LAST SHARKS WIN: Jan. 23, 2010 (Buffalo 2 @ Sharks 5)
LAST BUFFALO WIN: Mar. 1, 2012 (Buffalo 1 @ Sharks 0)
LAST SHARKS SHUTOUT: Dec. 2, 2005 (Sharks 5 @ Buffalo 0)
 (Evgeni Nabokov and Nolan Schaefer)
LAST BUFFALO SHUTOUT: Mar. 1, 2012 (Buffalo 1 @ Sharks 0)
 (Ryan Miller)
LAST SHARKS WIN AT HOME: Jan. 23, 2010 (Buffalo 2 @ Sharks 5)
LAST BUFFALO WIN AT HOME: Dec. 9, 2010 (Sharks 3 @ Buffalo 6)
LAST SHARKS WIN AT BUFFALO: Dec. 2, 2005 (Sharks 5 @ Buffalo 0)
LAST BUFFALO WIN AT SHARKS: Mar. 1, 2012 (Buffalo 1 @ Sharks 0)
LAST SHARKS OVERTIME WIN AT HOME: March 15, 2000 (Buffalo 5 @ Sharks 6 OT)
LAST BUFFALO OVERTIME WIN AT HOME: None
LAST SHARKS OVERTIME WIN AT BUFFALO: None
LAST BUFFALO OVERTIME WIN AT SHARKS: None
LAST SHARKS SHOOTOUT WIN: None
LAST SHARKS SHOOTOUT LOSS: Feb. 13, 2009 (Sharks 5 @ Buffalo 6 SO)
MOST GOALS BY SHARKS: 7, Nov. 5, 1992 (Buffalo 5 @ Sharks 7)
MOST GOALS BY BUFFALO: 7, 4 times, MR, Dec. 8, 2007 (Buffalo 7 @ Sharks 1)
MOST GOALS BY BOTH TEAMS: 13, Feb. 14, 1992 (Sharks 6 @ Buffalo 7)
LAST SHARKS HAT TRICK: None
LAST BUFFALO HAT TRICK: Donald Audette, Nov. 8, 1995 (Sharks 2 @ Buffalo 7)
LAST SHARKS PENALTY SHOT: None
LAST BUFFALO PENALTY SHOT: None

G.M.: Darcy Regier
Coach: Ron Rolston
P.R.: Michael Gilbert, Chris Bandura, Ian Ott, Marc Heintzman
Press Box: 716-855-4536



Tyler Ennis

ALL-TIME RECORD

VS. BUFFALO	W	L	T	OL
SJ ALL-TIME Record	7	17	4	1
SJ HOME	6	4	4	0
SJ ROAD	1	13	0	1

2012-13 RESULTS

None

NOTES

- On Nov. 5, 1992 in San Jose, Larry DePalma and Dave Snuggerud scored goals seven seconds apart. They set a franchise record for the fastest two goals in a game during San Jose's 7-5 win.
- San Jose had never defeated the Sabres in Buffalo, until Dec. 2, 2005: Joe Thornton's Sharks debut. In that game, a 5-0 San Jose win, goaltenders Evgeni Nabokov and Nolan Schaefer combined for the shutout, the first between the two teams.
- Buffalo has defeated San Jose just three times in California. The first win came on Nov. 12, 1991 at the Cow Palace. The next victory came 16 years later on Dec. 8, 2007 in a 7-1 decision at HP Pavilion at San Jose, and the third on Jan. 6, 2011 in which Ryan Miller was credited with the first Sabres first-ever shutout of the Sharks, 3-0.
- On Jan. 6, 2011 at HP Pavilion Buffalo coach Lindy Ruff registered his 500th career win in the Sabres 3-0 victory.

2012-13 SABRES LEADERS

GOALS	Thomas Vanek, 20
ASSISTS	Thomas Vanek & Tyler Ennis, 21
POINTS	Thomas Vanek, 41
SHOTS	Drew Stafford, 121
GAA	Jhonas Enroth, 2.60
WINS	Ryan Miller, 17
SHUTOUTS	Jhonas Enroth, 1
SAVE %	Jhonas Enroth, .919
RECORD	21-21-6, 48 pts. 5th/Northeast Division 12th/Eastern Conference

2013 PLAYOFFS

Did Not Qualify



CALGARY FLAMES

SCOTIABANK SADDLEDOME

P.O. Box 1540, Station M

Calgary, Alberta T2P 3B9

Phone: 403-777-4646 • Fax: 403-777-2171

AHL AFFILIATE

Abbotsford Heat

FAST FACTS

LAST SHARKS WIN: Apr. 5, 2013 (Calgary 1 @ Sharks 2)

LAST CALGARY WIN: March 6, 2013 (Sharks 1 @ Calgary 4)

LAST SHARKS SHUTOUT: Jan. 24, 2012 (Sharks 1 @ Calgary 0)
(Antti Niemi)

LAST CALGARY SHUTOUT: Oct. 24, 2010 (Sharks 0 @ Calgary 4)
(Miikka Kiprusoff)

LAST SHARKS WIN AT HOME: Apr. 5, 2013 (Calgary 1 @ Sharks 2)

LAST CALGARY WIN AT HOME: March 6, 2013 (Sharks 1 @
Calgary 4)

LAST SHARKS WIN AT CALGARY: Jan. 20, 2013 (Sharks 4 @
Calgary 1)

LAST CALGARY WIN AT SHARKS: Feb. 8, 2012 (Calgary 4 @
Sharks 3)

LAST SHARKS OVERTIME WIN AT HOME: Oct. 29, 2005 (Calgary
2 @ Sharks 3 SO)

LAST CALGARY OVERTIME WIN AT HOME: Mar. 13, 2012 (Sharks
2 @ Calgary 3 OT)

LAST SHARKS OVERTIME WIN AT CALGARY: March 22, 1996
(Sharks 2 @ Calgary 1 OT)

LAST CALGARY OVERTIME WIN AT SHARKS: Feb. 12, 2008
(Calgary 4 @ Sharks 3 OT)

LAST SHARKS SHOOTOUT WIN: Jan. 17, 2012 (Calgary 1 @
Sharks 2 SO)

LAST SHARKS SHOOTOUT LOSS: None

MOST GOALS BY SHARKS: 9, Jan. 18, 2010 (Calgary 1 @ Sharks
9)

MOST GOALS BY CALGARY: 13, Feb. 10, 1993 (Sharks 1 @
Calgary 13)

MOST GOALS BY BOTH TEAMS: 14, Feb. 10, 1993 (Sharks 1 @
Calgary 13)

LAST SHARKS HAT TRICK: Alexei Yegorov, Feb. 20, 1996 (Sharks
3 @ Calgary 5)

LAST CALGARY HAT TRICK: Olli Jokinen, Feb. 8, 2012 (Calgary
4 @ Sharks 3)

LAST SHARKS PENALTY SHOT: None

LAST CALGARY PENALTY SHOT: Tony Amonte (Unsuccessful:
Nolan Schaefer), Oct. 29, 2005 (Calgary 2 @ Sharks 3 SO)

G.M.: Jay Feaster

Coach: Bob Hartley

P.R.: Peter Hanlon, Sean Kelso,
Bernie Hargrave

Press Box: 403-264-0636



Sven Baertschi

ALL-TIME RECORD

vs. CALGARY	W	L	T	OL
SJ ALL-TIME Record	39	46	8	4
SJ HOME	22	21	4	2
SJ ROAD	17	25	4	2

2012-13 RESULTS

DATE	SITE	W	L	OT	SJ	OPP
01/20/2013	A	1	0	0	4	1
03/06/2013	A	0	1	0	1	4
04/05/2013	H	1	0	0	2	1
TOTALS		2	1	0	7	6

NOTES

- The Flames were responsible for San Jose's initial victory (Oct. 8, 1991, 4-3 at the Cow Palace) and first road win (Nov. 30, 1991, 2-1 at Calgary).
- On April 5, 2007 at HP Pavilion, Joe Thornton had two assists to give him 90. He became only the third player in NHL history to have consecutive 90-assist seasons (Wayne Gretzky, 12 in a row from 1980-81 through 1991-92, and Mario Lemieux, 1988-89 and 1997-98).
- On Nov. 13, 2008 in a 6-1 win over Calgary, Christian Ehrhoff, Dan Boyle and Rob Blake had three assists each, marking the first time in franchise history three different defensemen recorded three assists in one game.
- On April 6, 2010, Rob Blake surpassed Paul Coffey for third all-time amongst defensemen with his 136th power play goal and the Sharks captured their third consecutive Pacific Division title with a 2-1 win.
- On March 23, 2011 at HP Pavilion: Torrey Mitchell posted his first career multi-goal game and Patrick Marelau also had two goals, including the 350th of his NHL career in a 6-3 Sharks win.

2012-13 FLAMES LEADERS

GOALS	Curtis Glencross, 15
ASSISTS	Lee Stempniak, 23
POINTS	Mike Cammalleri & Lee Stempniak, 32
SHOTS	Lee Stempniak, 113
GAA	Joey MacDonald, 2.87
WINS	Joey MacDonald & Miikka Kiprusoff, 8
SHUTOUTS	None
SAVE %	Joey MacDonald, .902
RECORD	19-25-4, 42 pts. 4th/Northwest Division 13th/Western Conference

2013 PLAYOFFS

Did not qualify



THE



CAROLINA HURRICANES

PNC ARENA

1400 Edwards Mill Road
Raleigh, N.C. 27607

Phone: 919-467-7825 • Fax: 919-462-0123

PRACTICE FACILITY

Raleigh Center Ice
912 Hodges St.
Raleigh, N.C. 27608
Phone: 919-754-0441

AHL AFFILIATE

Charlotte Checkers

FAST FACTS

LAST SHARKS WIN: Nov. 1, 2009 (Sharks 5 @ Carolina 1)
LAST CAROLINA WIN: Feb. 17, 2012 (Sharks 2 @ Carolina 3)
LAST SHARKS SHUTOUT: Feb. 10, 2002 (Carolina 0 @ Sharks 4) (Evgeni Nabokov)
LAST CAROLINA SHUTOUT: Oct. 28, 2003 (San Jose 0 @ Carolina 3) (Kevin Weeks)
LAST SHARKS WIN AT HOME: Dec. 10, 2005 (Carolina 3 @ Sharks 4)
LAST CAROLINA WIN AT HOME: Feb. 17, 2012 (Sharks 2 @ Carolina 3)
LAST SHARKS WIN AT CAROLINA: Nov. 1, 2009 (Sharks 5 @ Carolina 1)
LAST CAROLINA WIN AT SHARKS: Oct. 19, 2010 (Carolina 5 @ Sharks 2)
LAST SHARKS OVERTIME WIN AT HOME: None
LAST CAROLINA OVERTIME WIN AT HOME: None
LAST SHARKS OVERTIME WIN AT CAROLINA: None
LAST CAROLINA OVERTIME WIN AT SHARKS: None
LAST SHARKS SHOOTOUT WIN: None
LAST SHARKS SHOOTOUT LOSS: Feb. 5, 2009 (Carolina 4 @ Sharks 3)
MOST GOALS BY SHARKS: 8, 2 times, MR, Jan. 30, 1996 (Hartford 2 @ Sharks 8)
MOST GOALS BY CAROLINA: 7, 2 times, MR, Nov. 7, 1995 (Hartford 7 @ Sharks 3)
MOST GOALS BY BOTH TEAMS: 12, Dec. 3, 1992 (Hartford 7 @ Sharks 5)
LAST SHARKS HAT TRICK: Kevin Miller, Jan. 30, 1996 (Hartford 2 @ Sharks 8)
LAST CAROLINA HAT TRICK: Josef Vasicek, Oct. 28, 2003 (Sharks 0 @ Carolina 3)
LAST SHARKS PENALTY SHOT: None
LAST CAROLINA PENALTY SHOT: Matt Cullen (Successful: Evgeni Nabokov), Feb. 5, 2009 (Carolina 4 @ Sharks 3)

G.M.: Jim Rutherford

Coach: Kirk Muller

P.R.: Mike Sundheim, Kyle Hanlin

Press Box: 919-861-2300

Exts.: 6531, 6562, 6563, 6564



Alexander Semin

ALL-TIME RECORD

vs. CAROLINA	W	L	T	OL
SJ ALL-TIME Record	14	13	0	1
SJ HOME	8	5	0	1
SJ ROAD	6	8	0	0
Hfd	3	3	0	0
Car	3	5	0	0

2012-13 RESULTS

None

NOTES

- On Dec. 3, 1992 vs. Hartford at the Cow Palace, Rob Gaudreau recorded the first hat trick in Sharks history.
On Feb. 5, 2003 in San Jose, three Sharks defensemen (Brad Stuart, Bryan Marchment and Mike Rathje) each scored a goal: the first time Sharks defensemen did this since Jan. 1, 2002.
- On Dec. 10, 2005 at HP Pavilion, Joe Thornton set a franchise record for consecutive multi-point games (five) in San Jose's 4-3 win over the Hurricanes.
- On Nov. 1, 2009, the Sharks had three defensemen (Kent Huskins, Douglas Murray and Marc-Edouard Vlasic) tally goals in a single game for the first time since 2003 (also against Carolina). Logan Couture also tallied his first NHL assist.

2012-13 HURRICANES LEADERS

GOALS	Jiri Tlustý, 23
ASSISTS	Eric Staal, 35
POINTS	Eric Staal, 53
SHOTS	Jeff Skinner, 159
GAA	Cam Ward, 2.84
WINS	Cam Ward, 9
SHUTOUTS	Dan Ellis & Justin Peters, 1
SAVE %	Cam Ward, .908
RECORD	19-25-4, 42 pts. 3rd/Southeast Division 13th/Eastern Conference

2013 PLAYOFFS

Did not qualify



CHICAGO BLACKHAWKS

UNITED CENTER

1901 W. Madison St.
Chicago, Ill. 60612

Phone: 312-455-7000 • Fax: 312-455-7041

PRACTICE FACILITY

Johnny's Ice House West
2250 W. Madison
Chicago, IL 60612
312-243-4441

AHL AFFILIATE

Rockford Ice Hogs

FAST FACTS

LAST SHARKS WIN: Feb. 2, 2012 (Chicago 3 @ Sharks 5)
LAST CHICAGO WIN: Feb. 22, 2013 (Sharks 1 @ Chicago 2)
LAST SHARKS SHUTOUT: Nov. 23, 2011 (Chicago 0 @ Sharks 1) (Antii Niemi)
LAST CHICAGO SHUTOUT: March 6, 1999 (Chicago 4 @ Sharks 0) (Jocelyn Thibault)
LAST SHARKS WIN AT HOME: Feb. 2, 2012 (Chicago 3 @ Sharks 5)
LAST CHICAGO WIN AT HOME: Feb. 22, 2013 (Sharks 1 @ Chicago 2)
LAST SHARKS WIN AT CHICAGO: Dec. 30, 2010 (Sharks 5 @ Chicago 3)
LAST CHICAGO WIN AT SHARKS: Feb. 5, 2013 (Chicago 5 @ Sharks 3)
LAST SHARKS OVERTIME WIN AT HOME: Dec. 11, 2010 (Chicago 1 @ Sharks 2 OT)
LAST CHICAGO OVERTIME WIN AT HOME: Dec. 11, 2011 (Sharks 2 @ Chicago 3 OT)
LAST SHARKS OVERTIME WIN AT CHICAGO: March 26, 2006 (Sharks 5 @ Chicago 4 OT)
LAST CHICAGO OVERTIME WIN AT SHARKS: Jan. 28, 2010 (Chicago 4 @ Sharks 3 OT)
LAST SHARKS SHOOTOUT WIN: Feb. 2, 2008 (Chicago 2 @ Sharks 3 SO)
LAST SHARKS SHOOTOUT LOSS: March 25, 2009 (Sharks 5 @ Chicago 6 SO)
MOST GOALS BY SHARKS: 7, 3 times, MR, March 13, 2007 (Chicago 1 @ Sharks 7)
MOST GOALS BY CHICAGO: 7, 4 times, MR, Nov. 25, 2009 (Chicago 7 @ Sharks 2)
MOST GOALS BY BOTH TEAMS: 11, 2 times, MR, March 25, 2009 (Sharks 5 @ Chicago 6)
LAST SHARKS HAT TRICK: Bill Guerin, March 13, 2007 (Chicago 1 @ Sharks 7)
LAST CHICAGO HAT TRICK: Tyler Arnason, Dec. 28, 2002 (Chicago 3 @ Sharks 3 OT)
LAST SHARKS PENALTY SHOT: None
LAST CHICAGO PENALTY SHOT: None

V.P./G.M.: Stan Bowman
Coach: Joel Quenneville
P.R.: Brandon Faber, Adam Rogovin, Rob Tillotson, Meghan Bower
Press Box: No Dedicated Number



Brandon Saad

ALL-TIME RECORD

vs. CHICAGO	W	L	T	OL
SJ ALL-TIME Record	42	28	5	7
SJ HOME	24	12	3	2
SJ ROAD	18	16	2	5

2012-13 RESULTS

DATE	SITE	W	L	OT	SJ	OPP
02/05/2013	H	0	1	0	3	5
02/15/2013	A	0	1	0	1	4
02/22/2013	A	0	1	0	1	2
TOTALS		0	3	0	5	11

NOTES

- On Oct. 4, 1999 in a 7-1 victory at San Jose, Owen Nolan and Jeff Friesen recorded hat tricks, the first multiple hat trick game in franchise history.
- On Feb. 3, 2007 at HP Pavilion at San Jose, Vesa Toskala became the first Sharks goaltender to have a multi-point game with two assists.
- On Dec. 22, 2009, the Sharks pulled out a 3-2 win in Chicago despite being outshot by the largest margin in franchise history, 47-14.
- On Jan. 28, 2010, Dany Heatley recorded his 600th point as the Sharks lost in overtime, 4-3.
- On March 14, 2011, Logan Couture became just the 23rd rookie to score 20-plus road goals.

2012-13 BLACKHAWKS LEADERS

GOALS	Patrick Kane & Jonathan Toews, 23
ASSISTS	Patrick Kane, 32
POINTS	Patrick Kane, 55
SHOTS	Jonathan Toews, 143
GAA	Corey Crawford & Ray Emery, 1.94
WINS	Corey Crawford, 19
SHUTOUTS	Corey Crawford & Ray Emery, 3
SAVE %	Corey Crawford, .926
RECORD	36-7-5, 77 pts. 1st/Central Division 1st/Western Conference President's Trophy Winners

2013 PLAYOFFS

WESTERN QUARTERFINALS: Defeated Minnesota, 4-1
WESTERN SEMIFINALS: Defeated Detroit, 4-3
WESTERN FINALS: Defeated Los Angeles, 4-1
STANLEY CUP FINAL: Defeated Boston, 4-2
STANLEY CUP CHAMPIONS



THE



COLORADO AVALANCHE

PEPSI CENTER

1000 Chopper Circle
Denver, Colo. 80204

Phone: 303-405-1100 • Fax: 303-893-0614

PRACTICE FACILITY

South Suburban
Family Sports Center
6901 S. Peoria St.
Englewood, Colo. 80112

AHL AFFILIATE

Lake Erie Monsters

FAST FACTS

LAST SHARKS WIN: Feb. 26, 2013 (Colorado 2 @ Sharks 3 SO)
LAST COLORADO WIN: March 10, 2013 (Sharks 2 @ Colorado 3 OT)
LAST SHARKS SHUTOUT: Jan. 26, 2013 (Colorado 0 @ Sharks 4) (Antti Niemi)
LAST COLORADO SHUTOUT: April 7, 2009 (Colorado 0 @ Sharks 1 SO) (Peter Budaj)
LAST SHARKS WIN AT HOME: Feb. 26, 2013 (Colorado 2 @ Sharks 3 SO)
LAST COLORADO WIN AT HOME: March 10, 2013 (Sharks 2 @ Colorado 3 OT)
LAST SHARKS WIN AT COLORADO: Nov. 20, 2011 (Sharks 4 @ Colorado 1)
LAST COLORADO WIN AT SHARKS: Feb. 6, 2008 (Colorado 3 @ Sharks 1)
LAST SHARKS OVERTIME WIN AT HOME: April 4, 1997 (Colorado 6 @ Sharks 7 OT)
LAST COLORADO OVERTIME WIN AT HOME: March 10, 2013 (Sharks 2 @ Colorado 3 OT)
LAST SHARKS OVERTIME WIN AT COLORADO: Jan. 15, 2002 (Sharks 1 @ Colorado 0 OT)
LAST COLORADO OVERTIME WIN AT SHARKS: Jan. 27, 1996 (Colorado 4 @ Sharks 3 OT)
LAST SHARKS SHOOTOUT WIN: Feb. 26, 2013 (Colorado 2 @ Sharks 3 SO)
LAST SHARKS SHOOTOUT LOSS: Dec. 13, 2011 (Shark 3 @ Colorado 4 SO)
MOST GOALS BY SHARKS: 7, 3 times, MR, April 4, 1997 (Colorado 6 @ Sharks 7 OT)
MOST GOALS BY COLORADO: 12, Dec. 5, 1995 (Sharks 2 @ Colorado 12)
MOST GOALS BY BOTH TEAMS: 15, Dec. 12, 1992 (Quebec 8 @ Sharks 7)
LAST SHARKS HAT TRICK: Patrick Marleau, Nov. 20, 2011 (Sharks 4 @ Colorado 1)
LAST COLORADO HAT TRICK: Steven Reinprecht, Jan. 4, 2002 (Colorado 6 @ Sharks 1)
LAST SHARKS PENALTY SHOT: Mike Grier (Unsuccessful: Jose Theodore), Dec. 7, 2006 (Colorado 5 @ Sharks 2)
LAST COLORADO PENALTY SHOT: None

Exec. VP of Hockey Operations: Joe Sakic
G.M.: Greg Sherman
Coach: Patrick Roy
P.R.: Jean Martineau, Brendan McNicholas
Press Box: 303-575-1926



Ryan O'Reilly

ALL-TIME RECORD

vs. COLORADO	W	L	T	OL
SJ ALL-TIME Record	33	35	5	5
SJ HOME	21	18	1	0
SJ ROAD All-Time	12	17	4	5
Col	12	14	4	5
Que	0	3	0	0

2012-13 RESULTS

DATE	SITE	W	L	OT	SJ	OPP
01/26/2013	H	1	0	0	4	0
02/26/2011	H	1	0	0	3	2
03/10/2011	A	0	0	1	2	3
TOTALS		2	0	1	9	5

NOTES

- On Nov. 8, 2005 at the Pepsi Center, Pierre Turgeon became the 34th player in NHL history to score 500 goals.
- On March 18, 2007 in Colorado, Ron Wilson became the 13th in NHL history to coach 1,000 games.
- On Feb. 19, 2011 at HP Pavilion, Devin Setoguchi scored a hat trick and Antti Niemi recorded a shutout, the first time in Sharks history that a player recorded a hat trick and a goalie recorded a shutout in the same game.
- On March 26, 2012 at HP Pavilion, Joe Pavelski logged his 300th career point (two goals) and Dan Boyle notched his 500th point (two assists) in San Jose's 5-1 victory.
- On Jan. 26, 2013, Patrick Marleau scored at least two goals in his fourth straight game, tying an NHL record for most consecutive multi-goal games to start a season set in 1917-18 by Cy Denneny of the Ottawa Senators. Matt Irwin scored his first career NHL goal and Thomas Greiss recorded his first NHL shutout in the 4-0 win.

2012-13 AVALANCHE LEADERS

GOALS	PA Parenteau, 18
ASSISTS	Matt Duchene, 26
POINTS	PA Parenteau & Matt Duchene, 43
SHOTS	Matt Duchene, 132
GAA	Jean-Sebastien Giguere, 2.84
WINS	Semyon Varlamov, 11
SHUTOUTS	Semyon Varlamov, 3
SAVE %	Jean-Sebastien Giguere, .908
RECORD	16-25-7, 39 pts. 5th/Northwest Division 15th/Western Conference

2013 PLAYOFFS

Did not qualify



COLUMBUS BLUE JACKETS

NATIONWIDE ARENA

200 W. Nationwide Blvd.
Columbus, Ohio 43215

Phone: 614-246-4625 • Fax: 614-246-4007

PRACTICE FACILITY

OhioHealth Ice Haus
200 W. Nationwide Blvd.
Columbus, Ohio 43215
Phone: 614-246-3380

AHL AFFILIATE

Springfield Falcons

FAST FACTS

LAST SHARKS WIN: Jan. 31, 2012 (Columbus 0 @ Sharks 6)
LAST COLUMBUS WIN: Apr. 21, 2013 (Columbus 4 @ Sharks 3)
LAST SHARKS SHUTOUT: Jan. 31, 2012 (Columbus 0 @ Sharks 6) (Antti Niemi)
LAST COLUMBUS SHUTOUT: Apr. 9, 2013 (Sharks 0 @ Columbus 4) (Sergei Bobrovsky)
LAST SHARKS WIN AT HOME: Jan. 31, 2012 (Columbus 0 @ Sharks 6)
LAST COLUMBUS WIN AT HOME: Apr. 9, 2013 (Sharks 0 @ Columbus 4)
LAST SHARKS WIN AT COLUMBUS: Jan. 14, 2012 (Sharks 2 @ Columbus 1)
LAST COLUMBUS WIN AT SHARKS: Apr. 21, 2013 (Columbus 4 @ Sharks 3)
LAST SHARKS OVERTIME WIN AT HOME: Feb. 8, 2008 (Columbus 1 @ Sharks 2 OT)
LAST COLUMBUS OVERTIME WIN AT HOME: Feb. 7, 2009 (Sharks 2 @ Columbus 3 OT)
LAST SHARKS OVERTIME WIN AT COLUMBUS: Feb. 14, 2004 (Sharks 2 @ Columbus 1 OT)
LAST COLUMBUS OVERTIME WIN AT SHARKS: Oct. 9, 2010 (Columbus 3 @ Sharks 2 OT)
LAST SHARKS SHOOTOUT WIN: Nov. 11, 2009 (Sharks 3 @ Columbus 2 SO)
LAST SHARKS SHOOTOUT LOSS: None
MOST GOALS BY SHARKS: 10, March 30, 2002 (Columbus 2 @ Sharks 10)
MOST GOALS BY COLUMBUS: 6, 3x, MR Feb. 11, 2013 (Sharks 2 @ Columbus 6)
MOST GOALS BY BOTH TEAMS: 12, March 30, 2002 (Columbus 2 @ Sharks 10)
LAST SHARKS HAT TRICK: Dany Heatley, Oct. 8, 2009 (Columbus 3 @ Sharks 6)
LAST COLUMBUS HAT TRICK: Jeff Carter, Feb. 21, 2012 (Sharks 3 @ Columbus 6)
LAST SHARKS PENALTY SHOT: Dany Heatley (Successful: Mathieu Garon), Oct. 8, 2009 (Columbus 3 @ Sharks 6)
LAST COLUMBUS PENALTY SHOT: Rick Nash (Unsuccessful: Evgeni Nabokov), Feb. 8, 2008 (Columbus 1 @ Sharks 2)

G.M: Jarmo Kekalainen
Coach: Todd Richards
P.R.: Todd Sharrock, Rick Bowness, Karen Davis
Press Box: 614-246-3251/3252



Sergei Bobrovsky

ALL-TIME RECORD

VS. COLUMBUS	W	L	T	OL
SJ ALL-TIME Record	30	13	0	4
SJ HOME	19	2	0	2
SJ ROAD	11	11	0	2

2012-13 RESULTS

DATE	SITE	W	L	OT	SJ	OPP
02/11/2013	A	0	1	0	2	6
04/09/2013	A	0	1	0	0	4
04/21/2013	H	0	1	0	3	4
TOTALS		0	3	0	5	14

NOTES

- On Oct. 25, 2000, Gary Suter scored the franchise's first goal against the Blue Jackets in his 1,000th NHL game.
- San Jose set a franchise record for most goals scored in a home game (10) on March 30, 2002 in a 10-2 win.
- On March 16, 2007, the Sharks tied a franchise record for shutouts in a season (11) in a 3-0 victory.
- On Oct. 8, 2009, Dany Heatley recorded a hat trick (the eighth of his career) and tied a franchise plus/minus mark for a single game with a plus-6 in his home debut. Joe Thornton added four assists, tying a franchise record.
- On Feb. 9, 2011 at Columbus Patrick Marleau scored his 20th goal of the season, making it the 10th time he has reached the 20-goal plateau in his career.
- On January 5, 2012 at HP Pavilion Joe Thornton scored the game winning goal in his 500th game as a Shark.
- On Jan. 31, 2012 at HP Pavilion, Dan Boyle played in his 800th NHL game, Brent Burns his 500th NHL game, and Douglas Murray in his 400th NHL game.

2012-13 BLUE JACKETS LEADERS

GOALS	Mark Letestu, 13
ASSISTS	Vinny Prospal, 18
POINTS	Vinny Prospal, 30
SHOTS	Jack Johnson & RJ Umberger, 96
GAA	Sergei Bobrovsky, 2.00
WINS	Sergei Bobrovsky, 21
SHUTOUTS	Sergei Bobrovsky, 4
SAVE %	Sergei Bobrovsky, .932
RECORD	24-17-7, 55 pts. 4th/Central Division 9th/Western Conference

2013 PLAYOFFS

Did not qualify



FLY



DALLAS STARS

AMERICAN AIRLINES CENTER

2500 Victory Way
Dallas, Texas 75219
Phone: 214-222-3687

PRACTICE FACILITY/ OFFICES

Dr. Pepper Arena
2601 Avenue of the Stars
Frisco, Texas 75034
Phone: 214-387-5500
Fax: 214-387-5610

AHL AFFILIATE

Texas Stars

FAST FACTS

LAST SHARKS WIN: Apr. 23, 2013 (Dallas 2 @ Sharks 3)
LAST DALLAS WIN: April 13, 2013 (Sharks 1 @ Dallas 2)
LAST SHARKS SHUTOUT: March 31, 2012 (Dallas 0 @ Sharks 3) (Antti Niemi)
LAST DALLAS SHUTOUT: Dec. 21, 2006 (Sharks 0 @ Dallas 3) (Marty Turco)
LAST SHARKS WIN AT HOME: Apr. 23, 2013 (Dallas 2 @ Sharks 3)
LAST DALLAS WIN AT HOME: April 13, 2013 (Sharks 1 @ Dallas 2)
LAST SHARKS WIN AT DALLAS: Apr. 3, 2012 (Sharks 5 @ Dallas 2)
LAST DALLAS WIN AT SHARKS: Apr. 7, 2013 (Dallas 4 @ Sharks 5 SO)
LAST SHARKS OVERTIME WIN AT HOME: March 27, 2008 (Dallas 2 @ Sharks 3 OT)
LAST DALLAS OVERTIME WIN AT HOME: Nov. 18, 2010 (Sharks 4 @ Dallas 5 OT)
LAST SHARKS OVERTIME WIN AT DALLAS: Dec. 16, 2010 (Sharks 4 @ Dallas 3 OT)
LAST DALLAS OVERTIME WIN AT SHARKS: Nov. 17, 2001 (Dallas 3 @ Sharks 2 OT)
LAST SHARKS SHOOTOUT WIN: Nov. 14, 2007 (Sharks 4 @ Dallas 3 SO)
LAST SHARKS SHOOTOUT LOSS: Apr. 7, 2013 (Dallas 4 @ Sharks 5 SO)
MOST GOALS BY SHARKS: 7, Feb. 6, 1994 (Sharks 7 @ Dallas 1)
MOST GOALS BY DALLAS: 10, Nov. 28, 1992 (Sharks 3 @ Minnesota 10)
MOST GOALS BY BOTH TEAMS: 13, Nov. 28, 1992 (Sharks 3 @ Minnesota 10)
LAST SHARKS HAT TRICK: Mike Ricci, April 7, 2001 (Dallas 5 @ Sharks 4 OT)
LAST DALLAS HAT TRICK: Steve Ott, March 31, 2010 (Dallas 5 @ Sharks 1)
LAST SHARKS PENALTY SHOT: Patrick Marleau (Unsuccessful: Marty Turco), Dec. 29, 2008 (Sharks 3 @ Dallas 1)
LAST DALLAS PENALTY SHOT: Sergei Zubov (Unsuccessful: Evgeni Nabokov), Nov. 7, 2007 (Dallas 3 @ Sharks 1)

G.M.: Jim Nill
Coach: Lindy Ruff
P.R.: Tom Holy, Greg Ramirez, Ben Fromstein, Joe Cavillo
Press Box: 214-665-4600



Ray Whitney

ALL-TIME RECORD

vs. DALLAS	W	L	T	OL
SJ ALL-TIME Record	48	46	5	12
SJ HOME	23	23	1	9
SJ ROAD All-Time	25	23	4	3
Dal	25	20	4	3
Min	0	3	0	0

2012-13 RESULTS

DATE	SITE	W	L	OT	SJ	OPP
02/23/2013	A	0	1	0	1	3
04/07/2013	H	0	0	1	4	5
04/13/2013	A	0	1	0	1	2
04/23/2013	H	1	0	0	3	2
TOTALS		1	2	1	9	12

NOTES

- On Dec. 31, 2006, Patrick Marleau passed Owen Nolan for first on San Jose's all-time assists list (246) while Joe Thornton scored his 200th NHL goal in a 4-2 win at American Airlines Arena.
- On March 25, 2010, Evgeni Nabokov recorded his 50th career shutout and Dan Boyle had his 400th career point in a 3-0 Sharks win.
- On March 15, 2011 at Dallas: Joe Pavelski notched a career high, franchise record-tying four assists.
- On March 31, 2011 at HP Pavilion: Patrick Marleau set a franchise record for shots on goal (12) in a 6-0 win. San Jose also clinched a playoff spot for the seventh consecutive season.
- On February 2, 2012 at HP Pavilion San Jose won 77% of its faceoffs (the fourth best by any NHL team since the lockout) and set a new franchise record for scoreless streak by an opponent(s) of 190:51 in a 5-1 victory over Dallas.

2012-13 STARS LEADERS

GOALS	Jaromir Jagr, 14
ASSISTS	Alex Goligoski, 24
POINTS	Jamie Benn, 33
SHOTS	Jamie Benn, 110
GAA	Kari Lehtonen, 2.66
WINS	Kari Lehtonen, 15
SHUTOUTS	Kari Lehtonen, 1
SAVE %	Kari Lehtonen, .916
RECORD	22-22-4, 48 pts. 5th/Pacific Division 11th/Western Conference

2013 PLAYOFFS

Did not qualify



DETROIT RED WINGS

JOE LOUIS ARENA

19 Steve Yzerman Drive
Detroit, Mich. 48226

Phone: 313-394-7000 • Fax: 313-567-0296

AHL AFFILIATE

Grand Rapids Griffins

FAST FACTS

LAST SHARKS WIN: Apr. 11, 2013 (Sharks 3 @ Detroit 2 SO)
LAST DETROIT WIN: Feb. 28, 2013 (Detroit 2 @ Sharks 1 SO)
LAST SHARKS SHUTOUT: March 28, 2013 (Detroit 0 @ Sharks 2) (Antti Niemi)
LAST DETROIT SHUTOUT: Dec. 18, 2009 (Sharks 0 @ Detroit 6) (Ty Conklin)
LAST SHARKS WIN AT HOME: March 28, 2013 (Detroit 0 @ Sharks 2)
LAST DETROIT WIN AT HOME: Feb. 19, 2012 (Sharks 2 @ Detroit 3)
LAST SHARKS WIN AT DETROIT: Apr. 11, 2013 (Sharks 3 @ Detroit 2 SO)
LAST DETROIT WIN AT SHARKS: Feb. 28, 2013 (Detroit 2 @ Sharks 1 SO)
LAST SHARKS OVERTIME WIN AT HOME: Mar. 17, 2012 (Detroit 2 @ Sharks 3 OT)
LAST DETROIT OVERTIME WIN AT HOME: Oct. 17, 2005 (Sharks 2 @ Detroit 3 OT)
LAST SHARKS OVERTIME WIN AT DETROIT: None
LAST DETROIT OVERTIME WIN AT SHARKS: Oct. 4, 2001 (Detroit 4 @ Sharks 3 OT)
LAST SHARKS SHOOTOUT WIN: Apr. 11, 2013 (Sharks 3 @ Detroit 2 SO)
LAST SHARKS SHOOTOUT LOSS: Nov. 5, 2009 (Feb. 28, 2013 (Detroit 2 @ Sharks 1 SO)
MOST GOALS BY SHARKS: 9, Jan. 4, 2007 (Detroit 4 @ Sharks 9)
MOST GOALS BY DETROIT: 11, Feb. 15, 1991 (Sharks 1 @ Detroit 11)
MOST GOALS BY BOTH TEAMS: 13, Jan. 6, 1994 (Detroit 10 @ Sharks 3)
LAST SHARKS HAT TRICK: Patrick Marleau, April 6, 2002 (Detroit 3 @ Sharks 6)
LAST DETROIT HAT TRICK: Mathieu Schneider, Nov. 26, 2005 (Detroit 7 @ Sharks 6)
LAST SHARKS PENALTY SHOT: Nils Ekman (Unsuccessful: Manny Legace), Feb. 28, 2006 (Detroit 1 @ Sharks 5)
LAST DETROIT PENALTY SHOT: Igor Larionov (Successful: Arturs Irbe), Nov. 22, 1995 (Sharks 2 @ Detroit 5)

G.M.: Ken Holland
Coach: Mike Babcock
P.R.: John Hahn, Todd Beam,
 Kyle Kujawa
Press Box: 313-396-7957



Pavel Datsyuk

ALL-TIME RECORD

vs. DETROIT	W	L	T	OL
SJ ALL-TIME Record	27	46	4	5
SJ HOME	18	19	3	2
SJ ROAD	9	27	1	3

2012-13 RESULTS

DATE	SITE	W	L	OT	SJ	OPP
02/28/2013	H	0	0	1	1	2
03/28/2013	H	1	0	0	2	0
04/11/2013	A	1	0	0	3	2
TOTALS		2	0	1	6	4

NOTES

- On April 6, 2002 in a 6-3 victory in San Jose, Patrick Marleau recorded the Sharks first hat trick against the Red Wings (and first of his career).
- On Feb. 11, 2004 at Detroit, Mike Ricci played in his 1,000th NHL game.
- On Jan. 4, 2007 at HP Pavilion, San Jose set a franchise record for most consecutive goals in a game (nine), most power play goals in a game (six) and in a period (four, third). The onslaught came after Detroit took a 3-0 lead. The Sharks won the game, 9-4.
- On Nov. 5 2009, Logan Couture scored his first NHL goal in a 2-1 shootout loss.
- On Nov. 30, 2010, Joe Thornton recorded his 500th point in a Sharks uniform (assist).
- On Dec. 6, 2010, Dan Boyle became just the second Sharks player to record a plus-4 rating in a game against Detroit in the Sharks 5-2 win. It was the most goals the Sharks have ever scored at Joe Louis Arena in a single regular season game.
- On Feb. 22, 2011, Joe Thornton scored his 300th career goal.
- On Mar. 28, 2013, Antti Niemi set a franchise record by becoming the first goaltender to record shutouts on consecutive days (3/27 vs. Anaheim). Both teams combined for one penalty and two PIM's to set a franchise record for fewest combined penalties and PIMs in a home game. The Sharks were held without a power play opportunity for only the fourth time in franchise history.

2012-13 RED WINGS LEADERS

GOALS	Pavel Datsyuk, 15
ASSISTS	Henrik Zetterberg, 37
POINTS	Pavel Datsyuk, 49
SHOTS	Henrik Zetterberg, 173
GAA	Jimmy Howard, 2.13
WINS	Jimmy Howard, 21
SHUTOUTS	Jimmy Howard, 5
SAVE %	Jimmy Howard, .923
RECORD	24-16-8, 56 pts. 3rd/Central Division 7th/Western Conference

2013 PLAYOFFS

WESTERN QUARTERFINALS: Defeated Anaheim, 4-3
WESTERN SEMIFINALS: Lost to Chicago, 4-3



SHARKS



EDMONTON OILERS

REXALL PLACE

7424 118th Ave.

Edmonton, Alberta T5B 4M9

Phone: 780-414-4000 • Fax: 780-409-5848

TEAM OFFICES/

MAILING ADDRESS

11230 110th St.

Edmonton, Alberta

T5G 3H7

AHL AFFILIATE

Bakersfield Condors

FAST FACTS

LAST SHARKS WIN: March 20, 2013 (Sharks 4 @ Edmonton 3 SO)

LAST EDMONTON WIN: March 6, 2012 (Edmonton 3 @ Sharks 2 SO)

LAST SHARKS SHUTOUT: Jan. 29, 2008 (Sharks 3 @ Edmonton 0) (Evgeni Nabokov)

LAST EDMONTON SHUTOUT: Feb. 12, 1993 (Sharks 0 @ Edmonton 6) (Bill Ranford)

LAST SHARKS WIN AT HOME: Jan. 31, 2013 (Edmonton 2 @ Sharks 3 SO)

LAST EDMONTON WIN AT HOME: Jan. 23, 2012 (Sharks 1 @ Edmonton 2 SO)

LAST SHARKS WIN AT EDMONTON: March 20, 2013 (Sharks 4 @ Edmonton 3 SO)

LAST EDMONTON WIN AT SHARKS: March 6, 2012 (Edmonton 3 @ Sharks 2 SO)

LAST SHARKS OVERTIME WIN AT HOME: Dec. 11, 2001 (Edmonton 4 @ Sharks 5 OT)

LAST EDMONTON OVERTIME WIN AT HOME: Nov. 11, 2005 (Sharks 1 @ Edmonton 2 SO)

LAST SHARKS OVERTIME WIN AT EDMONTON: None

LAST EDMONTON OVERTIME WIN AT SHARKS: Dec. 6, 2008 (Edmonton 3 @ Sharks 2 OT)

LAST SHARKS SHOOTOUT WIN: March 20, 2013 (Sharks 4 @ Edmonton 3 SO)

LAST SHARKS SHOOTOUT LOSS: March 6, 2012 (Edmonton 3 @ Sharks 2 SO)

MOST GOALS BY SHARKS: 6, 6 times, MR, Jan. 22, 2013 (Sharks 6 @ Edmonton 3)

MOST GOALS BY EDMONTON: 9, Jan. 21, 1992 (Sharks 2 @ Edmonton 9)

MOST GOALS BY BOTH TEAMS: 11, 2 times, MR, March 13, 1996 (Edmonton 8 @ Sharks 3)

LAST SHARKS HAT TRICK: Patrick Marleau, Nov. 27, 2009 (Sharks 5 @ Edmonton 4 SO)

LAST EDMONTON HAT TRICK: Ryan Smyth, Oct. 12, 2006 (Sharks 4 @ Edmonton 6)

LAST SHARKS PENALTY SHOT: Jeff Friesen (Unsuccessful : Dominic Roussel), Jan. 24, 2001 (Edmonton 1 @ Sharks 6)


LAST EDMONTON PENALTY SHOT: Mike Comrie (Unsuccessful: Vesa Toskala), April 3, 2003 (Sharks 3 @ Edmonton 3)

G.M.: Craig MacTavish

Coach: Dallas Eakins

P.R.: J.J. Hebert, Patrick Garland, Shawn May

Press Box: 780-409-3780



Taylor Hall

ALL-TIME RECORD

vs. Edmonton	W	L	T	OL
SJ ALL-TIME Record	41	36	12	7
SJ HOME	24	14	6	4
SJ ROAD	17	22	6	3

2012-13 RESULTS

DATE	SITE	W	L	OT	SJ	OPP
01/22/2013	A	1	0	0	6	3
01/31/2013	H	1	0	0	3	2
03/20/2013	A	1	0	0	4	3
TOTALS		3	0	0	13	8

NOTES

- On Feb. 12, 2002 in Edmonton, the Sharks played the first penalty-free game in team history.
- On Oct. 17, 2002, Vincent Damphousse recorded his 400th NHL goal (the 71st player in League history) in a 4-3 victory at San Jose.
- Patrick Marleau recorded his 600th career point with his 31st goal on Feb. 17, 2009 at San Jose.
- On April 2, 2009, San Jose completed a sweep of a Calgary-Edmonton road trip for the first time in franchise history with a 2-1 victory over the Oilers.
- On Nov. 27, 2009, Patrick Marleau scored a shorthanded goal with 1:26 left in the third period to complete his hat trick and tie the game. Joe Pavelski scored the lone shootout goal in the Sharks 5-4 shootout win.
- On Jan. 22, 2013, the Sharks scored six goals in the first period, setting franchise records for fastest six goals to start a game (19:20), most goals for in a single period on the road (6), most goals allowed by an opposing goaltender in a period (Devan Dubnyk), and tying the franchise mark for most power play goals in a period (3). Logan Couture and Patrick Marleau both had a pair of goals in the 6-3 victory.
- On Mar. 20 2013, Sharks defenseman Marc-Edouard Vlasic became the 74th player in NHL history to play in his 500th NHL game at or before the age of 25.

2012-13 OILERS LEADERS

GOALS	Nail Yakupov, 17
ASSISTS	Taylor Hall, 34
POINTS	Taylor Hall, 50
SHOTS	Taylor Hall, 154
GAA	Nikolai Khabibulin, 2.54
WINS	Devan Dubnyk, 14
SHUTOUTS	Devan Dubnyk, 2
SAVE %	Nikolai Khabibulin, .923
Record	19-22-7, 45 pts.
	3rd/Northwest Division
	12th/Western Conference

2013 PLAYOFFS

Did not qualify



FLORIDA PANTHERS

BANKATLANTIC CENTER

One Panther Parkway
Sunrise, Fla. 33323

Phone: 954-835-7000 • Fax: 954-835-7700

PRACTICE FACILITY

Saveology.com Iceplex
3299 Sportsplex Drive
Coral Springs, Fla. 33065

Phone: 954-341-9956

AHL AFFILIATE

San Antonio Rampage

FAST FACTS

LAST SHARKS WIN: Oct. 31, 2006 (Sharks 2 @ Florida 1)
LAST FLORIDA WIN: Dec. 3, 2011 (Florida 5 @ Sharks 3)
LAST SHARKS SHUTOUT: Feb. 3, 2004 (Florida 0 @ Sharks 3)
 (Evgeni Nabokov)
LAST FLORIDA SHUTOUT: None
LAST SHARKS WIN AT HOME: Dec. 8, 2005 (Florida 2 @ Sharks 6)
LAST FLORIDA WIN AT HOME: Feb. 13, 2011 (Sharks 2 @ Florida 3)
LAST SHARKS WIN AT FLORIDA: Oct. 31, 2006 (Sharks 2 @ Florida 1)
LAST FLORIDA WIN AT SHARKS: Dec. 3, 2011 (Florida 5 @ Sharks 3)
LAST SHARKS OVERTIME WIN AT HOME: None
LAST FLORIDA OVERTIME WIN AT HOME: None
LAST SHARKS OVERTIME WIN AT FLORIDA: None
LAST FLORIDA OVERTIME WIN AT SHARKS: Jan. 13, 2010 (Florida 3 @ Sharks 2 OT)
LAST SHARKS SHOOTOUT WIN: None
LAST SHARKS SHOOTOUT LOSS: None
MOST GOALS BY SHARKS: 7, Nov. 16, 2002 (Sharks 7 @ Florida 3)
MOST GOALS BY FLORIDA: 5, 2x, Most Recent Dec. 3, 2011 (Florida 5 @ Sharks 3)
MOST GOALS BY BOTH TEAMS: 10, Nov. 16, 2002 (Sharks 7 @ Florida 3)
LAST SHARKS HAT TRICK: Alyn McCauley, Nov 1, 2003 (Sharks 6 @ Florida 2)
LAST FLORIDA HAT TRICK: None
LAST SHARKS PENALTY SHOT: None
LAST FLORIDA PENALTY SHOT: None

G.M.: Dale Tallon
Coach: Kevin Dineen
P.R.: Justin Copertino,
 Matt Sacco
Press Box: 954-835-7753



Jonathan Huberdeau

ALL-TIME RECORD

vs. Florida	W	L	T	OL
SJ ALL-TIME Record	9	7	7	1
SJ HOME	6	3	2	1
SJ ROAD	3	4	5	0

2012-13 RESULTS

None

NOTES

- Two Sharks recorded their first career hat tricks vs. Florida: Scott Thornton (March 7, 2001 in a 3-3 tie) and Alyn McCauley (Nov. 1, 2003 in a 6-2 win at Florida). McCauley also recorded his first multiple-goal game in that win.
- San Jose is 6-1-2 in their last nine games vs. Florida.
- On Dec. 8, 2005 at HP Pavilion at San Jose, the Sharks scored five or more goals in four consecutive games for the first time in franchise history in a 6-2 win. On the same day, Patrick Marleau set two franchise records: most points in a four-game span (12) and four consecutive three-point games.

2012-13 PANTHERS LEADERS

GOALS	Tomas Kopecky, 15
ASSISTS	Tomas Fleischmann, 23
POINTS	Tomas Fleischmann, 35
SHOTS	Peter Mueller, 131
GAA	Jacob Markstrom, 3.22
WINS	Jacob Markstrom, 8
SHUTOUTS	None
SAVE %	Jacob Markstrom, .901
RECORD	15-27-6, 36 pts. 5th/Southeast Division 15th/Eastern Conference

2013 PLAYOFFS

Did not qualify



THE



LOS ANGELES KINGS

STAPLES CENTER

1111 S. Figueroa St.
Los Angeles, Calif. 90015
Phone: 213-742-7100

PRACTICE FACILITY

Toyota Sports Center
555 N. Nash St.
El Segundo, Calif. 90245
Phone: 310-535-4500
Fax: 310-535-4507

AHL AFFILIATE

Manchester Monarchs

FAST FACTS

LAST SHARKS WIN: Apr. 16, 2013 (Los Angeles 2 @ Sharks 3)
LAST LOS ANGELES WIN: Apr. 27, 2013 (Sharks 2 @ Los Angeles 3)
LAST SHARKS SHUTOUT: Jan. 1, 2011 (Sharks 1 @ Los Angeles 0) (Antti Niemi)
LAST LOS ANGELES SHUTOUT: Nov. 28, 2011 (Sharks 0 @ Los Angeles 2) (Jonathan Quick)
LAST SHARKS WIN AT HOME: Apr. 16, 2013 (Los Angeles 2 @ Sharks 3)
LAST LOS ANGELES WIN AT HOME: Apr. 27, 2013 (Sharks 2 @ Los Angeles 3)
LAST SHARKS WIN AT LOS ANGELES: Apr. 5, 2012 (Sharks 6 @ Los Angeles 5 SO)
LAST LOS ANGELES WIN AT SHARKS: Dec. 27, 2010 (Los Angeles 4 @ Sharks 0)
LAST SHARKS OVERTIME WIN AT HOME: April 7, 2012 (Los Angeles 2 @ Sharks 3 OT)
LAST LOS ANGELES OVERTIME WIN AT HOME: Jan. 13, 2003 (Sharks 2 @ Los Angeles 3 OT)
LAST SHARKS OVERTIME WIN AT LOS ANGELES: Jan. 21, 2006 (Sharks 4 @ Los Angeles 3 OT)
LAST LOS ANGELES OVERTIME WIN AT SHARKS: Dec. 9, 2009 (Los Angeles 5 @ Sharks 4 OT)
LAST SHARKS SHOOTOUT WIN: Apr. 16, 2013 (Los Angeles 2 @ Sharks 3)
LAST SHARKS SHOOTOUT LOSS: March 24, 2011 (Sharks 3 @ Los Angeles 4 SO)
MOST GOALS BY SHARKS: 7, 4 times, MR, Nov. 9, 2006 (Sharks 7 @ Los Angeles 3)
MOST GOALS BY LOS ANGELES: 11, Nov. 8, 1992 (Los Angeles 11 @ Sharks 4)
MOST GOALS BY BOTH TEAMS: 15, Nov. 8, 1992 (Los Angeles 11 @ Sharks 4)
LAST SHARKS HAT TRICK: Jonathan Cheechoo, April 1, 2007 (Los Angeles 2 @ Sharks 6)
LAST LOS ANGELES HAT TRICK: Mike Donnelly, Nov. 8, 1992 (Los Angeles 11 @ Sharks 4)
LAST SHARKS PENALTY SHOT: Tommy Wingels (Unsuccessful: Jonathan Bernier), March 16, 2013 (Sharks 2 @ Los Angeles 5)
LAST LOS ANGELES PENALTY SHOT: Ladislav Nagy (Unsuccessful: Evgeni Nabokov), Nov. 24, 2007 (Los Angeles 2 @ Sharks 1)

Pres./G.M.: Dean Lombardi
Coach: Darryl Sutter
P.R.: Jeff Moeller, Mike Kalinowski, Jeremy Zager
Press Box: 213-742-7488



Anze Kopitar

ALL-TIME RECORD

VS. LOS ANGELES	W	L	T	OL
SJ ALL-TIME Record	65	48	7	6
SJ HOME	40	18	3	2
SJ ROAD	25	30	4	4

2012-13 RESULTS

DATE	SITE	W	L	OT	SJ	OPP
03/14/2013	H	1	0	0	4	3
03/16/2013	A	0	1	0	2	5
04/16/2013	H	1	0	0	3	2
04/27/2013	A	0	1	0	2	3
TOTALS		2	2	0	11	13

NOTES

- In San Jose's 6-3 win on Nov. 22, 2006, Joe Pavelski scored his first NHL goal in his NHL debut. In addition, Marc-Edouard Vlasic scored his first NHL goal and recorded his first multi-point game (assist).
- Patrick Marleau set a franchise record for most games played (672) as the Sharks beat the Kings, 3-1, on Dec. 12, 2006.
- Patrick Marleau became the Sharks all-time leading goal scorer (207) in a 5-2 win at Staples Center on Jan. 11, 2007.
- In a 4-2 loss on April 3, 2008 in Los Angeles, San Jose's consecutive game point streak ended at 20. In that period, the Sharks won 18-0-2.
- On April 4, 2011 at HP Pavilion, the Sharks clinched the Pacific Division for the fourth consecutive season and sixth time overall as Joe Thornton recorded a goal and an assist (points No. 998 and 999). His 20th goal of the season gave him 11 consecutive seasons of 20 goals or more.
- On April 5, 2012 at Staples Center Joe Thornton and Ryane Clowe each had a "Gordie Howe Hat Trick" in a wild, 6-5 come-from-behind shootout win over the Kings.
- On March 14, 2013, head coach Todd McLellan won his 207th game as Sharks head coach to surpass Ron Wilson and become the winningest coach in franchise history.
- On March 16, 2013, Joe Thornton's assist on TJ Galiardi's goal was his 500th point as a Shark and moved him into a tie for 33rd place on the all-time NHL assist list.

2012-13 KINGS LEADERS

GOALS	Jeff Carter, 26
ASSISTS	Anze Kopitar, 32
POINTS	Anze Kopitar, 42
SHOTS	Justin Williams & Dustin Brown, 142
GAA	Jonathan Bernier, 1.88
WINS	Jonathan Quick, 18
SHUTOUTS	Jonathan Quick & Jonathan Bernier, 1
SAVE %	Jonathan Bernier, .922
RECORD	27-16-5, 59 pts. 2nd/Pacific Division 5th/Western Conference

2013 PLAYOFFS

WESTERN QUARTERFINALS: Defeated St. Louis, 4-2
WESTERN SEMIFINALS: Defeated SAN JOSE, 4-3
WESTERN FINALS: Lost to Chicago, 4-1



MINNESOTA WILD

XCEL ENERGY CENTER

317 Washington St.

St. Paul, Minn. 55102

Phone: 651-602-6000 • Fax: 651-293-9574

PRACTICE FACILITY

Saint Thomas Ice Arena

950 Mendota Heights Road

Mendota Heights, Minn. 55120

Phone: 651-842-1081

AHL AFFILIATE

Iowa Wild

FAST FACTS

LAST SHARKS WIN: Apr. 18, 2013 (Minnesota 1 @ Sharks 6)

LAST MINNESOTA WIN: March 23, 2013 (Sharks 0 @ Minnesota 2)

LAST SHARKS SHUTOUT: March 6, 2007 (Sharks 3 @ Minnesota 0) (Evgeni Nabokov)

LAST MINNESOTA SHUTOUT: March 23, 2013 (Sharks 0 @ Minnesota 2)

LAST SHARKS WIN AT HOME: Apr. 18, 2013 (Minnesota 1 @ Sharks 6)

LAST MINNESOTA WIN AT HOME: March 23, 2013 (Sharks 0 @ Minnesota 2)

LAST SHARKS WIN AT MINNESOTA: April 2, 2010 (Sharks 3 @ Minnesota 2)

LAST MINNESOTA WIN AT SHARKS: Dec. 6, 2011 (Minnesota 1 @ Sharks 2)

LAST SHARKS OVERTIME WIN AT HOME: None

LAST MINNESOTA OVERTIME WIN AT HOME: Oct. 31, 2002 (Sharks 1 @ Minnesota 2 OT)

LAST SHARKS OVERTIME WIN AT MINNESOTA: March 10, 2009 (Sharks 5 @ Minnesota 4 OT)

LAST MINNESOTA OVERTIME WIN AT SHARKS: March 5, 2009 (Minnesota 4 @ Sharks 3 OT)

LAST SHARKS SHOOTOUT WIN: March 19, 2008 (Minnesota 3 @ Sharks 2 SO)

LAST SHARKS SHOOTOUT LOSS: Jan. 10, 2012 (Sharks 4 @ Minnesota 5 SO)

MOST GOALS BY SHARKS: 6, Apr. 18, 2013 (Minnesota 1 @ Sharks 6)

MOST GOALS BY MINNESOTA: 6, Oct. 19, 2005 (Sharks 1 @ Minnesota 6)

MOST GOALS BY BOTH TEAMS: 9, 2x, Most Recent Jan. 10, 2012 (Sharks 4 @ Minnesota 5)

LAST SHARKS HAT TRICK: None

LAST MINNESOTA HAT TRICK: Brian Rolston, Nov. 5, 2005 (Minnesota 3 @ Sharks 1)

LAST SHARKS PENALTY SHOT: Andrew Desjardins (Unsuccessful: Niklas Backstrom), March 23, 2013 (Sharks 0 @ Minnesota 2)

LAST MINNESOTA PENALTY SHOT: James Sheppard (Unsuccessful: Evgeni Nabokov), April 2, 2010 (Sharks 3 @ Minnesota 2)

G.M.: Chuck Fletcher

Coach: Mike Yeo

P.R.: Aaron Sickman, Carly Peters

Press Box: 651-726-8600/8601



Mikko Koivu

ALL-TIME RECORD

vs. MINNESOTA	W	L	T	OL
SJ ALL-TIME Record	26	14	2	5
SJ HOME	15	6	1	2
SJ ROAD	11	8	1	3

2012-13 RESULTS

DATE	SITE	W	L	OT	SJ	OPP
03/23/2013	A	0	1	0	0	2
04/03/2013	H	1	0	0	4	2
04/18/2013	H	1	0	0	6	1
TOTALS		2	1	0	10	5

NOTES

- On March 5, 2009 at San Jose, the Sharks had no penalties for the entire game, the third time that has happened in franchise history (first at home).
- On Jan. 30, 2010, Jason Demers scored two power play goals, only the third time in franchise history that a defenseman scored two power play goals in a single game (Doug Wilson and Dan Boyle).
- On March 17, 2011 at HP Pavilion the Sharks matched a season-high with 50 shots on net as Jamal Mayers, Logan Couture, and Patrick Marleau scored for the Sharks in their 3-2 victory over the Wild.
- On Jan. 10, 2012 at Xcel Energy Arena Patrick Marleau recorded his 800th NHL point, assisting on Dan Boyle's goal, in a 5-4 SO loss to the Wild.

2012-13 WILD LEADERS

Goals	Zach Parise, 18
Assists	Ryan Suter, 28
Points	Zach Parise, 38
Shots	Zach Parise, 182
GAA	Niklas Backstrom, 2.48
Wins	Niklas Backstrom, 24
Shutouts	Niklas Backstrom, 2
Save %	Niklas Backstrom, .909
Record	26-19-3, 55 pts. 2nd/Northwest Division 8th/Western Conference

2013 PLAYOFFS

WESTERN QUARTERFINALS: Lost to Chicago, 4-1



THE



MONTREAL CANADIENS

BELL CENTRE

1909 avenue des Canadiens-de-Montréal
Montreal, Quebec H3B 5E8

Phone: 514-932-2582 • Fax: 514-932-8285

PRACTICE FACILITY

Bell Sports Complex

8000 Blvd Leduc

Brossard, Quebec J4Y 0E9

Phone: 450-926-2887 #224

Fax: 450-926-2885

AHL AFFILIATE

Hamilton Bulldogs

FAST FACTS

LAST SHARKS WIN: Dec. 1, 2011 (Montreal 3 @ Sharks 4 SO)

LAST MONTREAL WIN: Dec. 4, 2010 (Sharks 1 @ Montreal 3)

LAST SHARKS SHUTOUT: March 12, 2001 (Montreal 0 @ Sharks 3) (Evgeni Nabokov and Mikka Kiprusoff)

LAST MONTREAL SHUTOUT: Feb. 12, 1996 (Sharks 0 @ Montreal 3) (Jocelyn Thibault)

LAST SHARKS WIN AT HOME: Dec. 1, 2011 (Montreal 3 @ Sharks 4 SO)

LAST MONTREAL WIN AT HOME: Dec. 4, 2010 (Sharks 1 @ Montreal 3)

LAST SHARKS WIN AT MONTREAL: Dec. 17, 2002 (Sharks 3 @ Montreal 1)

LAST MONTREAL WIN AT SHARKS: Nov. 23, 1999 (Montreal 3 @ Sharks 2 OT)

LAST SHARKS OVERTIME WIN AT HOME: Nov. 2, 1996 (Montreal 3 @ Sharks 4 OT)

LAST MONTREAL OVERTIME WIN AT HOME: None

LAST SHARKS OVERTIME WIN AT MONTREAL: None

LAST MONTREAL OVERTIME WIN AT SHARKS: Nov. 23, 1999 (Montreal 3 @ Sharks 2 OT)

LAST SHARKS SHOOTOUT WIN: Dec. 1, 2011 (Montreal 3 @ Sharks 4 SO)

LAST SHARKS SHOOTOUT LOSS: None

MOST GOALS BY SHARKS: 7, Feb. 26, 1996 (Montreal 4 @ Sharks 7)

MOST GOALS BY MONTREAL: 8, Oct. 21, 1992 (Sharks 4 @ Montreal 8)

MOST GOALS BY BOTH TEAMS: 12, Oct. 21, 1992 (Sharks 4 @ Montreal 8)

LAST SHARKS HAT TRICK: None

LAST MONTREAL HAT TRICK: Stephane LeBeau, Feb. 12, 1992 (Sharks 1 @ Montreal 6)

LAST SHARKS PENALTY SHOT: Dan Boyle (Unsuccessful: Carey Price), March 4, 2010 (Montreal 2 @ Sharks 3)

LAST MONTREAL PENALTY SHOT: None

G.M.: Marc Bergevin

Coach: Michel Therrien


P.R.: Donald Beauchamp,

Dominick Saillant, Francois

Marchand, Sylvie Lambert, Carl

Lavigne

Press Box: 514-989-2872



P.K. Subban

ALL-TIME RECORD

VS. MONTREAL	W	L	T	OL
SJ ALL-TIME Record	10	13	4	1
SJ HOME	8	3	2	1
SJ ROAD	2	10	2	0

2012-13 RESULTS

None

NOTES

- On Jan. 27, 2002 in Montreal, Sergei Berezin scored Montreal's second goal, the 10,000th home goal for the Canadiens.
- The Canadiens were the only Eastern Conference opponent to defeat the Sharks in 2005-06. The Sharks lost in Montreal on Jan. 14, 2006 by a score of 6-2.

2012-13 CANADIENS LEADERS

GOALS	Max Pacioretty & Brendan Gallagher, 15
ASSISTS	P.K. Subban, 27
POINTS	Max Pacioretty, 39
SHOTS	Max Pacioretty, 163
GAA	Peter Budaj, 2.29
WINS	Carey Price, 21
SHUTOUTS	Carey Price, 3
SAVE %	Peter Budaj, .908
RECORD	29-14-5, 63 pts. 1st/Northeast Division 2nd/Eastern Conference

2013 PLAYOFFS

EASTERN QUARTERFINALS: Lost to Ottawa, 4-1



NASHVILLE PREDATORS

BRIDGESTONE ARENA

501 Broadway

Nashville, Tenn. 37203

Phone: 615-770-2300 • Fax: 615-770-2309

PRACTICE FACILITY

Centennial Sportsplex

222 25th Avenue North

Nashville, Tenn. 37203

Phone: 615-862-8480

AHL AFFILIATE

Milwaukee Admirals

FAST FACTS

LAST SHARKS WIN: March 2, 2013 (Nashville 1 @ Sharks 2)

LAST NASHVILLE WIN: Feb. 12, 2013 (Sharks 0 @ Nashville 1 OT)

LAST SHARKS SHUTOUT: Oct. 20, 2007 (Nashville 0 @ Sharks 3)
(Evgeni Nabokov)

LAST NASHVILLE SHUTOUT: Feb. 12, 2013 (Sharks 0 @ Nashville 1 OT)

LAST SHARKS WIN AT HOME: March 2, 2013 (Nashville 1 @ Sharks 2)

LAST SHARKS WIN AT NASHVILLE: Oct. 25, 2011 (Sharks 3 @ Nashville 1)

LAST NASHVILLE WIN AT SHARKS: Feb. 2, 2013 (Nashville 2 @ Sharks 1 SO)

LAST SHARKS OVERTIME WIN AT HOME: March 8, 2011 (Nashville 2 @ Sharks 3 OT)

LAST NASHVILLE OVERTIME WIN AT HOME: Feb. 12, 2013 (Sharks 0 @ Nashville 1 OT)

LAST SHARKS OVERTIME WIN AT NASHVILLE: Feb. 15, 2011 (Sharks 2 @ Nashville 1 OT)

LAST NASHVILLE OVERTIME WIN AT SHARKS: Nov. 5, 2011 (Nashville 4 @ Sharks 3 OT)

LAST SHARKS SHOOTOUT WIN: March 15, 2012 (Nashville 1 @ Sharks 2 SO)

LAST SHARKS SHOOTOUT LOSS: Feb. 2, 2013 (Nashville 2 @ Sharks 1 SO)

MOST GOALS BY SHARKS: 8, March 11, 2010 (Nashville 5 @ Sharks 8)

MOST GOALS BY NASHVILLE: 7, Feb. 18, 2004 (Sharks 3 @ Nashville 7)

MOST GOALS BY BOTH TEAMS: 13, March 11, 2010 (Nashville 5 @ Sharks 8)

LAST SHARKS HAT TRICK: Jonathan Cheechoo, Feb. 9, 2008 (Nashville 3 @ Sharks 4)

LAST NASHVILLE HAT TRICK: Steve Sullivan, Feb. 18, 2004 (Sharks 3 @ Nashville 7)

LAST SHARKS PENALTY SHOT: None

LAST NASHVILLE PENALTY SHOT: Martin Erat (Unsuccessful: Evgeni Nabokov), Feb. 28, 2007 (Nashville 4 @ Sharks 3 SO)

G.M.: David Poile

Coach: Barry Trotz

P.R.: Gerry Helper, Kevin Wilson,
Jessica Jones

Press Box: 615-770-2165



Colin Wilson

ALL-TIME RECORD

vs. NASHVILLE	W	L	T	OL
SJ ALL-TIME Record	29	18	2	6
SJ HOME	17	6	1	3
SJ ROAD	12	12	1	1

2012-13 RESULTS

DATE	SITE	W	L	OT	SJ	OPP
02/02/2013	H	0	0	1	1	2
02/12/2013	A	0	0	1	0	1
03/02/2013	H	1	0	0	2	1
TOTALS		1	0	2	3	4

NOTES

- On Nov. 20, 1998, Mike Rathje scored the first Sharks goal in team history against Nashville.
- On Oct. 24, 2002, Jonathan Cheechoo scored his first NHL goal, the game-winner in a 2-1 victory at Nashville.
- On Feb. 9, 2008 in a 4-3 win over Nashville, Ron Wilson earned his 500th victory as an NHL head coach and Jeremy Roenick played in his 1,300th NHL game.
- Until their 5-2 win on Dec. 29, 2008, San Jose hadn't won a regular season game in Nashville since Oct. 24, 2002 (seven games).
- The Sharks set a franchise record for shots in a game with 57 against the Predators on Nov. 11, 2008.
- On March 11, 2010, the Sharks tied a franchise record by scoring six goals in the third period in an 8-5 win over Nashville. Joe Pavelski tied a franchise record with four points in the third period.
- On March 8, 2011, Patrick Marleau became the first Shark to record three, overtime-winning goals in the same season with his game-winner in a 3-2 decision.

2012-13 PREDATORS LEADERS

GOALS

David Legwand, 12

ASSISTS

Shea Weber, 19

POINTS

Shea Weber, 28

SHOTS

Shea Weber, 124

GAA

Pekka Rinne, 2.43

WINS

Pekka Rinne, 15

SHUTOUTS

Pekka Rinne, 5

SAVE %

Pekka Rinne, .910

RECORD

16-23-9, 41 pts.

5th/Central Division

14th/Western Conference

2013 PLAYOFFS

Did not qualify



THE



NEW JERSEY DEVILS

PRUDENTIAL CENTER

25 Lafayette Street
Newark, N.J. 07102

Phone: 973-757-6100 • Fax: 973-757-6399

PRACTICE FACILITY

AmeriHealth Pavilion
25 Lafayette Street
Newark, N.J. 07102

Phone: 973-757-6100

Fax: 973-757-6399

AHL AFFILIATE

Albany Devils

FAST FACTS

LAST SHARKS WIN: Oct. 21, 2011 (Sharks 4 @ New Jersey 3 SO)

LAST NEW JERSEY WIN: Feb. 11, 2011 (Sharks 1 @ N.J. 2)

LAST SHARKS SHUTOUT: Nov. 25, 2006 (N.J. 0 @ Sharks 2) (Evgeni Nabokov)

LAST NEW JERSEY SHUTOUT: March 29, 1993 (Sharks 0 @ N.J. 5) (Chris Terner)

LAST SHARKS WIN AT HOME: Oct. 27, 2010 (N.J. 2 @ Sharks 5)

LAST NEW JERSEY WIN AT HOME: Feb. 11, 2011 (Sharks 1 @ N.J. 2)

LAST SHARKS WIN AT NEW JERSEY: Oct. 21, 2011 (Sharks 4 @ New Jersey 3 SO)

LAST NEW JERSEY WIN AT SHARKS: March 2, 2010 (New Jersey 4 @ Sharks 3)

LAST SHARKS OVERTIME WIN AT HOME: Nov. 28, 1999 (N.J. 3 @ Sharks 4 OT)

LAST NEW JERSEY OVERTIME WIN AT HOME: Nov. 5, 2003 (Sharks 2 @ N.J. 3 OT)

LAST SHARKS OVERTIME WIN AT NEW JERSEY: None

LAST NEW JERSEY OVERTIME WIN AT SHARKS: Jan. 22, 2003 (N.J. 5 @ Sharks 4 OT)

LAST SHARKS SHUTOUT WIN: Oct. 21, 2011 (Sharks 4 @ New Jersey 3 SO)

LAST SHARKS SHUTOUT LOSS: None

MOST GOALS BY SHARKS: 5, 2 times, MR, Oct. 27, 2010 (N.J. 2 @ Sharks 5)

MOST GOALS BY NEW JERSEY: 9, Oct. 26, 1991 (Sharks 0 @ N.J. 9)

MOST GOALS BY BOTH TEAMS: 11, Feb. 15, 2009 (Sharks 5 @ N.J. 6)

LAST SHARKS HAT TRICK: Joe Thornton, Oct. 27, 2010 (N.J. 2 @ Sharks 5)

LAST NEW JERSEY HAT TRICK: Patrik Elias, Oct. 18, 2001 (Sharks 1 @ N.J. 6)

LAST SHARKS PENALTY SHOT: None

LAST NEW JERSEY PENALTY SHOT: Zach Parise (Successful- Antti Niemi), Oct. 21, 2011 (Sharks 4 @ New Jersey 3 SO)

President/G.M.: Lou Lamoriello

Coach: Peter DeBoer

P.R.: Mike Levine, Pete Albiets,

Dan Beam

Press Box: 973-757-2913



Patrik Elias

ALL-TIME RECORD

vs. NEW JERSEY	W	L	T	OL
SJ ALL-TIME Record	10	15	2	2
SJ HOME	5	6	1	1
SJ ROAD	5	9	1	1

2012-13 RESULTS

None

NOTES

- Patrik Elias has seven goals in the last 12 games vs. San Jose.
- On Nov. 25, 2006, San Jose shutout the Devils for the first time in 23 meetings, 2-0.
- Before the 2007-08 season, San Jose had not visited New Jersey since Nov. 5, 2003.
- On Oct. 27, 2010, Joe Thornton had a hat trick and a career-high five points and Dany Heatley and Patrick Marleau each had a goal and three assists in a 5-2 Sharks win.
- On October 21, 2011 at Prudential Center Joe Thornton recorded a goal and an assist in his 1,000th career NHL game. The Sharks won 4-3 in the shootout.

2012-13 DEVILS LEADERS

GOALS	David Clarkson, 15
ASSISTS	Patrik Elias, 22
POINTS	Patrik Elias, 36
SHOTS	David Clarkson, 180
GAA	Martin Brodeur, 2.22
WINS	Martin Brodeur, 13
SHUTOUTS	Martin Brodeur, 2
SAVE %	Martin Brodeur, .901
RECORD	19-19-10, 48 pts. 5th/Atlantic Division 11th/Eastern Conference

2013 PLAYOFFS

Did not qualify



NEW YORK ISLANDERS

NASSAU VETERANS MEMORIAL COLISEUM

1255 Hempstead Turnpike

Uniondale, N.Y. 11553

Phone: 516-501-6700 • Fax: 516-501-6746

PRACTICE FACILITY

Islanders Iceworks

175 Underhill Blvd.

Syosset, N.Y. 11741

Phone: 516-496-2277

AHL AFFILIATE

Bridgeport Sound Tigers

FAST FACTS

LAST SHARKS WIN: Oct. 29, 2011 (Sharks 3 @ Islanders 2 OT)

LAST ISLANDERS WIN: Feb. 18, 2008 (Sharks 2 @ Islanders 3)

LAST SHARKS SHUTOUT: Oct. 7, 2006 (Islanders 0 @ Sharks 2)
(Evgeni Nabokov)

LAST ISLANDERS SHUTOUT: Feb. 19, 2003 (Sharks 0 @ Islanders 3)
(Garth Snow)

LAST SHARKS WIN AT HOME: Nov. 11, 2009 (Islanders 1 @ Sharks 2 SO)

LAST ISLANDERS WIN AT HOME: Feb. 18, 2008 (Sharks 2 @ Islanders 3)

LAST SHARKS WIN AT ISLANDERS: Oct. 29, 2011 (Sharks 3 @ Islanders 2 OT)

LAST SHARKS OVERTIME WIN AT HOME: None

LAST ISLANDERS OVERTIME WIN AT HOME: None

LAST SHARKS OVERTIME WIN AT ISLANDERS: Oct. 29, 2011
(Sharks 3 @ Islanders 2 OT)

LAST ISLANDERS OVERTIME WIN AT SHARKS: Jan. 29, 2000
(Islanders 3 @ Sharks 2 OT)

LAST SHARKS SHOOTOUT WIN: Nov. 11, 2009 (Islanders 1 @ Sharks 2 SO)

LAST SHARKS SHOOTOUT LOSS: None

MOST GOALS BY SHARKS: 5, 3 times, MR, Jan. 3, 2009 (Islanders 3 @ Sharks 5)

MOST GOALS BY ISLANDERS: 8, Oct. 29, 1991 (Sharks 4 @ Islanders 8)

MOST GOALS BY BOTH TEAMS: 12, Oct. 29, 1991
(Sharks 4 @ Islanders 8)

LAST SHARKS HAT TRICK: None

LAST ISLANDERS HAT TRICK: Zigmund Palffy, Oct. 16, 1997 (Islanders 5 @ Sharks 2)

LAST SHARKS PENALTY SHOT: None

LAST ISLANDERS PENALTY SHOT: None

G.M.: Garth Snow

Coach: Jack Capuano

PR: Kimber Auerbach, Jesse Eisenberg

Press Box: 516-501-6792



John Tavares

ALL-TIME RECORD

vs. New York Islanders	W	L	T	OL
SJ ALL-TIME Record	14	11	3	1
SJ HOME	8	5	1	1
SJ ROAD	6	6	2	0

2012-13 RESULTS

None

NOTES

- San Jose is 11-3-1-1 in their last 16 meetings vs. the Islanders.
- No Sharks player has ever scored a hat trick against the Islanders.
- Before the 2007-08 season, San Jose had not visited Long Island since Oct. 20, 2001.
- On Oct. 17, 2009 against the Islanders, Evgeni Nabokov appeared in his 500th career game and earned the win, stopping 31 shots in a 4-1 decision.

2012-13 ISLANDERS LEADERS

GOALS	John Tavares, 28
ASSISTS	Matt Moulson, 29
POINTS	John Tavares, 47
SHOTS	John Tavares, 162
GAA	Evgeni Nabokov, 2.50
WINS	Evgeni Nabokov, 23
SHUTOUTS	Evgeni Nabokov, 3
SAVE %	Evgeni Nabokov, .910
RECORD	24-17-7, 55 pts. 3rd/Atlantic Division 8th/Eastern Conference

2013 PLAYOFFS

EASTERN QUARTERFINALS: Lost to Pittsburgh, 4-2



SHARKS



NEW YORK RANGERS

MADISON SQUARE GARDEN

14th Floor, Two Pennsylvania Plaza
New York, N.Y. 10121

Phone: 212-465-6486 • Fax: 212-465-6494

PRACTICE FACILITY

MSG Training Center
711 Old Saw Mill River Road
Tarrytown, N.Y. 10591

AHL AFFILIATE

Hartford Wolf Pack

FAST FACTS

LAST SHARKS WIN: Oct. 19, 2009, (Sharks 7 @ Rangers 3)
LAST RANGERS WIN: Oct. 31, 2011 (Sharks 2 @ Rangers 5)
LAST SHARKS SHUTOUT: None
LAST RANGERS SHUTOUT: Feb. 22, 1993 (Rangers 4 @ Sharks 0) (John Vanbiesbrouck)
LAST SHARKS WIN AT HOME: Dec. 20, 2008 (Rangers 2 @ Sharks 3)
LAST RANGERS WIN AT HOME: Oct. 31, 2011 (Sharks 2 @ Rangers 5)
LAST SHARKS WIN AT RANGERS: Oct. 19, 2009, (Sharks 7 @ Rangers 3)
LAST RANGERS WIN AT SHARKS: March 12, 2011 (Rangers 3 @ Sharks 2 SO)
LAST SHARKS OVERTIME WIN AT HOME: None
LAST RANGERS OVERTIME WIN AT HOME: Dec. 16, 2002 (Sharks 1 @ Rangers 2 OT)
LAST SHARKS OVERTIME WIN AT RANGERS: None
LAST RANGERS OVERTIME WIN AT SHARKS: None
LAST SHARKS SHOOTOUT WIN: None
LAST SHARKS SHOOTOUT LOSS: March 12, 2011 (Rangers 3 @ Sharks 2 SO)
MOST GOALS BY SHARKS: 7, Oct. 19, 2009, (Sharks 7 @ Rangers 3)
MOST GOALS BY RANGERS: 8, 2 times, MR, Jan. 25, 1994 (Rangers 8 @ Sharks 3)
MOST GOALS BY BOTH TEAMS: 11, 2 times, MR, Jan. 10, 1996 (Sharks 4 @ Rangers 7)
LAST SHARKS HAT TRICK: None
LAST RANGERS HAT TRICK: None
LAST SHARKS PENALTY SHOT: Patrick Marleau (Successful: Dan Blackburn), Nov. 11, 2002 (Rangers 5 @ Sharks 4)
LAST RANGERS PENALTY SHOT: None

G.M.: Glen Sather
Coach: Alain Vigneault
P.R.: John Rosasco, Brendan McIntyre, Dino Ticinelli
Press Box: 212-465-6761



Rick Nash

ALL-TIME RECORD

vs. NEW YORK RANGERS	W	L	T	OL
SJ ALL-TIME Record	6	18	3	2
SJ HOME	3	10	2	1
SJ ROAD	3	8	1	1

2012-13 RESULTS

None

NOTES

- Neither team has registered a hat trick in the series.
- The Sharks have never shutout the Rangers.
- On Oct. 22, 2001, former Ranger Adam Graves got his first point of the season with the Sharks after an emotional pregame tribute at Madison Square Garden.
- On Nov. 11, 2002, Patrick Marleau scored on his first career penalty shot attempt in a 5-4 loss at San Jose against Dan Blackburn.
- On Feb. 17, 2008 at Madison Square Garden, Joe Thornton recorded his 500th assist.
- Before the 2007-08 season, San Jose had not visited Madison Square Garden since Dec. 16, 2002.

2012-13 RANGERS LEADERS

GOALS	Rick Nash, 21
ASSISTS	Derek Stepan, 26
POINTS	Derek Stepan, 44
SHOTS	Rick Nash, 176
GAA	Henrik Lundqvist, 2.05
WINS	Henrik Lundqvist, 24
SHUTOUTS	Henrik Lundqvist, 2
SAVE %	Henrik Lundqvist, .926
RECORD	26-18-4, 56 pts. 2nd/Atlantic Division 6th/Eastern Conference

2013 PLAYOFFS

EASTERN QUARTERFINALS: Defeated Washington, 4-3
EASTERN SEMIFINALS: Lost to Boston, 4-1



OTTAWA SENATORS

CANADIAN TIRE CENTRE

1000 Palladium Drive
Ottawa, Ontario K2V 1A5
Phone: 613-599-0250 • Fax: 613-599-5562

PRACTICE FACILITY

Sensplex
1565 Maple Grove Road
Ottawa, Ontario K2V 1A3
Phone: 613-599-0363


AHL AFFILIATE

Binghamton Senators

FAST FACTS

LAST SHARKS WIN: Dec. 2, 2010 (Sharks 4 @ Ottawa 0)
LAST OTTAWA WIN: Jan. 19, 2012 (Ottawa 4 @ Sharks 1)
LAST SHARKS SHUTOUT: Dec. 2, 2010 (Sharks 4 @ Ottawa 0)
 (Antti Niemi)
LAST OTTAWA SHUTOUT: Oct. 7, 1997 (Ottawa 1 @ Sharks 0)
 (Damien Rhodes)
LAST SHARKS WIN AT HOME: Dec. 1, 2009 (Ottawa 2 @ Sharks 5)
LAST OTTAWA WIN AT HOME: Dec. 19, 2002 (Sharks 3 @ Ottawa 9)
LAST SHARKS WIN AT OTTAWA: Dec. 2, 2010 (Sharks 4 @ Ottawa 0)
LAST OTTAWA WIN AT SHARKS: Jan. 19, 2012 (Ottawa 4 @ Sharks 1)
LAST SHARKS OVERTIME WIN AT HOME: March 5, 2008 (Ottawa 2 @ Sharks 3 OT)
LAST OTTAWA OVERTIME WIN AT HOME: None
LAST SHARKS OVERTIME WIN AT OTTAWA: None
LAST OTTAWA OVERTIME WIN AT SHARKS: None
LAST SHARKS SHOOTOUT WIN: None
LAST SHARKS SHOOTOUT LOSS: None
MOST GOALS BY SHARKS: 5, 2 times, MR, Dec. 1, 2009 (Ottawa 2 @ Sharks 5)
MOST GOALS BY OTTAWA: 9, Dec. 19, 2002 (Sharks 3 @ Ottawa 9)
MOST GOALS BY BOTH TEAMS: 12, 2 times, MR, Dec. 19, 2002 (Sharks 3 @ Ottawa 9)
LAST SHARKS HAT TRICK: None
LAST OTTAWA HAT TRICK: Daniel Alfredsson, March 1, 2001 (Sharks 4 @ Ottawa 8)
LAST SHARKS PENALTY SHOT: None
LAST OTTAWA PENALTY SHOT: Marian Hossa (Successful: Evgeni Nabokov), Oct. 18, 2003 (Ottawa 4 @ Sharks 1)

G.M.: Bryan Murray
Coach: Paul MacLean
P.R.: Brian Morris, Chris Moore
Press Box: 613-599-0436



Erik Karlsson

ALL-TIME RECORD

vs. OTTAWA	W	L	T	OL
SJ ALL-TIME Record	11	9	4	0
SJ HOME	7	5	0	0
SJ ROAD	4	4	4	0

2012-13 RESULTS

None

NOTES

- On March 6, 1997, Ed Belfour recorded San Jose's first shutout vs. Ottawa with a 2-0 win.
- On Oct. 18, 2003, Marian Hossa scored on a penalty shot against Evgeni Nabokov, the first-ever penalty shot between the two teams.
- On Jan. 12, 2006, the Sharks improved to 8-0 against the Eastern Conference in 2005-06 as Evgeni Nabokov recorded his first shutout of the season, 2-0.
- On Dec. 1, 2009, Patrick Marleau played in his 900th career game and scored two goals, including the game-winner, in a 5-2 win in San Jose. Dany Heatley tallied two assists against his former team while former Shark Milan Michalek had two goals in his first game against San Jose.
- On Dec. 2, 2010, Dany Heatley had an assist in his return to Ottawa while Logan Couture scored a pair of goals in a 4-0 win. Antti Niemi recorded his first shutout with the Sharks and Justin Braun scored his first NHL goal.

2012-13 SENATORS LEADERS

GOALS	Kyle Turris, 12
ASSISTS	Sergei Gonchar, 24
POINTS	Kyle Turris, 29
SHOTS	Jakob Silfverberg, 261
GAA	Craig Anderson, 1.69
WINS	Craig Anderson, 12
SHUTOUTS	Craig Anderson, 3
SAVE %	Craig Anderson, .941
RECORD	25-17-6, 56 pts. 4th/Northeast Division 7th/Eastern Conference

2013 PLAYOFFS

EASTERN QUARTERFINALS: Defeated Montreal, 4-1
EASTERN SEMIFINALS: Lost to Pittsburgh, 4-1



FLYERS



PHILADELPHIA FLYERS

WELLS FARGO CENTER

3601 S. Broad St.

Philadelphia, Pa. 19148

Phone: 215-465-4500 • Fax: 215-218-7837

PRACTICE FACILITY

The Virtua Center

Flyers Skate Zone

601 Laurel Oak Road

Voorhees, N.J. 08043

Phone: 856-309-4444

AHL AFFILIATE

Adirondack Phantoms

FAST FACTS

LAST SHARKS WIN: Feb. 28, 2012 (Philadelphia 0 @ Sharks 1)

LAST PHILADELPHIA WIN: Dec. 21, 2000 (Sharks 3 @ Philadelphia 4)

LAST SHARKS SHUTOUT: Feb. 28, 2012 (Philadelphia 0 @ Sharks 1) (Antti Niemi)

LAST PHILADELPHIA SHUTOUT: Oct. 16, 2003 (Philadelphia 0 @ Sharks 0) (Jeff Hackett)

LAST SHARKS WIN AT HOME: Feb. 28, 2012 (Philadelphia 0 @ Sharks 1)

LAST PHILADELPHIA WIN AT HOME: Dec. 21, 2000 (Sharks 3 @ Philadelphia 4)

LAST SHARKS WIN AT PHILADELPHIA: Dec. 8, 2010 (Sharks 5 @ Philadelphia 4 SO)

LAST PHILADELPHIA WIN AT SHARKS: Nov. 5, 1999 (Philadelphia 3 @ Sharks 1)

LAST SHARKS OVERTIME WIN AT HOME: Oct. 18, 2008 (Philadelphia 4 @ Sharks 5 OT)

LAST PHILADELPHIA OVERTIME WIN AT HOME: None

LAST SHARKS OVERTIME WIN AT PHILADELPHIA: Feb. 3, 1994 (Sharks 3 @ Philadelphia 2 OT)

LAST PHILADELPHIA OVERTIME WIN AT SHARKS: Oct. 13, 1997 (Philadelphia 3 @ Sharks 2 OT)

LAST SHARKS SHUTOUT WIN: Dec. 8, 2010 (Sharks 5 @ Philadelphia 4 SO)

LAST SHARKS SHUTOUT LOSS: None

MOST GOALS BY SHARKS: 7, Oct. 18, 2008 (Sharks 7 @ Philadelphia 6 SO)

MOST GOALS BY PHILADELPHIA: 8, March 17, 1996 (Sharks 2 @ Philadelphia 8)

MOST GOALS BY BOTH TEAMS: 13, Oct. 22, 2008 (Sharks 7 @ Philadelphia 6 SO)

LAST SHARKS HAT TRICK: Dany Heatley, Nov. 20, 2009 (Philadelphia 3 @ Sharks 6)

LAST PHILADELPHIA HAT TRICK: John LeClair, March 17, 1996 (Sharks 2 @ Philadelphia 8)

Last Sharks Penalty Shot: None

Last Philadelphia Penalty Shot: None

G.M.: Paul Holmgren

Coach: Peter Laviolette

P.R.: Zack Hill, Joe Sivilie, Brian

Smith

Press Box: 215-336-3600

x 2115



Claude Giroux

ALL-TIME RECORD

vs. PHILADELPHIA	W	L	T	OL
SJ ALL-TIME Record	14	13	4	0
SJ HOME	7	7	2	0
SJ ROAD	7	6	2	0

2012-13 RESULTS

None

NOTES

- On Feb. 16, 2004, five different Sharks scored in a 5-2 victory at Philadelphia.
- In his 115th NHL game on Feb. 21, 2008 at Philadelphia, Douglas Murray scored his first NHL goal in a 3-1 win.
- San Jose and Philadelphia played a rare home-and-home series during the 2008-09 season. On Oct. 18, the Sharks won in overtime at home, 5-4. Then on Oct. 22 in Philadelphia, San Jose won in a shootout, 7-6.
- The Sharks scored a franchise record four goals in the first period at Philadelphia on Oct. 22, 2008.
- On Nov. 20, 2009, Dany Heatley recorded the ninth hat trick of his career, and the Sharks first against Philadelphia, in a 6-3 win. Joe Thornton had four assists, including No. 600 and 601.
- On Dec. 8, 2010, in the two teams' only meeting of the year, the Sharks stole a 5-4 shootout-victory after overcoming a three-goal deficit and an apparent Flyers goal in the final second of overtime. The puck, which beat goaltender Antero Niittymaki was ruled to have not crossed the goal line before time expired.

2012-13 FLYERS LEADERS

Goals	Jakub Voracek, 22
Assists	Claude Giroux, 35
Points	Claude Giroux, 48
Shots	Claude Giroux, 137
GAA	Ilya Bryzgalov, 2.79
Wins	Ilya Bryzgalov, 19
Shutouts	Ilya Bryzgalov, 1
Save %	Ilya Bryzgalov, .900
Record	23-22-3, 49 pts. 4th/Atlantic Division 10th/Eastern Conference

2013 PLAYOFFS

Did not qualify



PHOENIX COYOTES

JOBING.COM ARENA

9400 W. Maryland Ave.
Glendale, Ariz. 85305

Phone: 623-772-3200 • Fax: 623-872-2000

PRACTICE FACILITIES

Jobing.com Arena &
Ice Den
9375 E. Bell Road
Scottsdale, AZ 85260
Phone: 480-585-7465

AHL AFFILIATE

Portland Pirates

FAST FACTS

LAST SHARKS WIN: Apr. 15, 2013 (Sharks 4 @ Phoenix 0)
LAST PHOENIX WIN: Apr. 24, 2013 (Sharks 1 @ Phoenix 2)
LAST SHARKS SHUTOUT: Apr. 15, 2013 (Sharks 4 @ Phoenix 0) (Antti Niemi)
LAST PHOENIX SHUTOUT: Feb. 9, 2013 (Phoenix 1 @ Sharks 0 SO) (Mike Smith)
LAST SHARKS WIN AT HOME: March 30, 2013 (Phoenix 2 @ Sharks 3 SO)
LAST PHOENIX WIN AT HOME: Apr. 24, 2013 (Sharks 1 @ Phoenix 2)
LAST SHARKS WIN AT PHOENIX: Apr. 15, 2013 (Sharks 4 @ Phoenix 0)
LAST PHOENIX WIN AT SHARKS: Feb. 9, 2013 (Phoenix 1 @ Sharks 0 SO) (Mike Smith)
LAST SHARKS OVERTIME WIN AT HOME: March 28, 1995 (Winnipeg 5 @ Sharks 6 OT)
LAST PHOENIX OVERTIME WIN AT HOME: March 25, 2008 (Sharks 4 @ Phoenix 5 OT)
LAST SHARKS OVERTIME WIN AT PHOENIX: Feb. 12, 2006 (Sharks 5 @ Phoenix 4 OT)
LAST PHOENIX OVERTIME WIN AT SHARKS: Dec. 20, 2007 (Phoenix 3 @ Sharks 2 OT)
LAST SHARKS SHOOTOUT WIN: March 30, 2013 (Phoenix 2 @ Sharks 3 SO)
LAST SHARKS SHOOTOUT LOSS: Feb. 9, 2013 (Phoenix 1 @ Sharks 0 SO)
MOST GOALS BY SHARKS: 9, March 29, 1994 (Winnipeg 4 @ Sharks 9)
MOST GOALS BY PHOENIX: 9, April 1, 1993 (Winnipeg 9 @ Sharks 5)
MOST GOALS BY BOTH TEAMS: 14, April 1, 1993 (Winnipeg 9 @ Sharks 5)
LAST SHARKS HAT TRICK: Joe Thornton, March 25, 2008 (Sharks 4 @ Phoenix 5 OT)
LAST PHOENIX HAT TRICK: Jeremy Roenick, Dec. 30, 2006 (Sharks 0 @ Phoenix 8)
LAST SHARKS PENALTY SHOT: Joe Pavelski (Unsuccessful: Mikael Tellqvist), Nov. 12, 2007 (Phoenix 0 @ Sharks 5)
LAST PHOENIX PENALTY SHOT: None

G.M.: Don Maloney
Coach: Dave Tippett
P.R.: Rich Nairn, Chris Wojcik,
 Greg Dillard
Press Box: 623-772-3598



Radim Vrbata

ALL-TIME RECORD

vs. PHOENIX	W	L	T	OL
SJ ALL-TIME Record	59	46	7	8
SJ HOME	32	17	4	6
SJ ROAD All-Time	27	29	3	2
WPG	4	7	3	0
PHX	23	22	0	2

2012-13 RESULTS

DATE	SITE	W	L	OT	SJ	OPP
01/24/2013	H	1	0	0	5	3
02/09/2013	H	0	0	1	0	1
03/30/2013	H	1	0	0	3	2
04/15/2013	A	1	0	0	4	0
04/24/2013	A	0	1	0	1	2
TOTALS		3	1	1	13	8

NOTES

- On April 10, 2002, Jonathan Cheechoo became the first Sharks player to score 50 goals in a season.
- Jeremy Roenick scored his 500th goal in a 4-1 over Phoenix on Nov. 10, 2007. He became the 40th player in NHL history and the third American-born player to reach this plateau.
- On April 10, 2010, Patrick Marleau scored his 44th goal, tying Owen Nolan for second-most in a single season, in a 3-2 shootout win.
- On Jan. 17, 2011, Patrick Marleau played in his 1,000th NHL game and scored a goal in a 4-2 Sharks win.
- On Feb. 1, 2011, Alex Stalock made his NHL debut in relief of Antti Niemi and stopped all nine shots he faced to earn his first win.
- On April 8, 2011, Joe Thornton recorded his 1,000th NHL point at 9:27 of the third period in a 4-3 loss.
- On Oct. 8, 2011 at HP Pavilion the Sharks set a record for most goals scored in a home opener with six. Dan Rusanowsky called his 1,500th game as the Sharks radio play-by-play man.
- On Jan. 24, 2013, Joe Thornton set a team record for most points in the first three games of a season (1-8=9) and Patrick Marleau became the first player since Peter Stastny in 1982-83 to start a season with three multi-goal games as the Sharks scored four goals in the third period for a 5-3 comeback win.

2012-13 COYOTES LEADERS

GOALS
ASSISTS
POINTS
SHOTS
GAA
WINS
SHUTOUTS
SAVE %
RECORD

Shane Doan & Antoine Vermette, 13
 Oliver Ekman-Larsson, 21
 Keith Yandle, 30
 Keith Yandle, 130
 Mike Smith, 2.58
 Mike Smith, 15
 Mike Smith, 5
 Jason LaBarbera, .923
 21-18-9, 51 pts.
 4th/Pacific Division
 10th/Western Conference

2013 PLAYOFFS

Did not qualify



THE



PITTSBURGH PENGUINS

CONSOL ENERGY CENTER

1001 Fifth Avenue

Pittsburgh, Pa. 15219

Phone: 412-642-1300 • Fax: 412-255-1980

PRACTICE FACILITY

Iceoplex at Southpointe

114 Southpointe Boulevard

Canonsburg, PA 15317

Phone: 724-745-6666

AHL AFFILIATE

Wilkes-Barre/

Scranton Penguins

FAST FACTS

LAST SHARKS WIN: Nov. 3, 2011 (Pittsburgh 3 @ Sharks 4)

LAST PITTSBURGH WIN: Feb. 11, 2009 (Sharks 1 @ Pittsburgh 2 SO)

LAST SHARKS SHUTOUT: Nov. 7, 2009 (Pittsburgh 0 @ Sharks 5) (Evgeni Nabokov)

LAST PITTSBURGH SHUTOUT: Dec. 13, 1996 (Pittsburgh 4 @ Sharks 0) (Patrick Lalime)

LAST SHARKS WIN AT HOME: Nov. 3, 2011 (Pittsburgh 3 @ Sharks 4)

LAST PITTSBURGH WIN AT HOME: Feb. 11, 2009 (Sharks 1 @ Pittsburgh 2 SO)

LAST SHARKS WIN AT PITTSBURGH: Feb. 23, 2011 (Sharks 3 @ Pittsburgh 2 OT)

LAST PITTSBURGH WIN AT SHARKS: Oct. 22, 1997 (Pittsburgh 5 @ Sharks 2)

LAST SHARKS OVERTIME WIN AT HOME: None

LAST PITTSBURGH OVERTIME WIN AT HOME: None

LAST SHARKS OVERTIME WIN AT PITTSBURGH: Feb. 23, 2011 (Sharks 3 @ Pittsburgh 2 OT)

LAST PITTSBURGH OVERTIME WIN AT SHARKS: None

LAST SHARKS SHOOTOUT WIN: Nov. 3, 2011 (Pittsburgh 3 @ Sharks 4 SO)

LAST SHARKS SHOOTOUT LOSS: Feb. 11, 2009 (Sharks 1 @ Pittsburgh 2 SO)

MOST GOALS BY SHARKS: 10, Jan. 13, 1996 (Sharks 10 @ Pittsburgh 8)

MOST GOALS BY PITTSBURGH: 10, Dec. 17, 1991 (Sharks 2 @ Pittsburgh 10)

MOST GOALS BY BOTH TEAMS: 18, Jan. 13, 1996 (Sharks 10 @ Pittsburgh 8)

LAST SHARKS HAT TRICK: Ray Sheppard, Jan. 13, 1996 (Sharks 10 @ Pittsburgh 8)

LAST PITTSBURGH HAT TRICK: Ron Francis, Nov. 10, 1995 (Pittsburgh 9 @ Sharks 1)

LAST SHARKS PENALTY SHOT: None

LAST PITTSBURGH PENALTY SHOT: Martin Straka (Unsuccessful: Evgeni Nabokov), Nov. 1, 2000 (Pittsburgh 2 @ Sharks 3)

G.M.: Ray Shero

Coach: Dan Bylsma

P.R.: Jennifer Bullano, Jason

Seidling

Press Box: No Dedicated Number



James Neal

ALL-TIME RECORD

vs. PITTSBURGH	W	L	T	OL
SJ ALL-TIME Record	15	10	3	1
SJ HOME	9	6	2	0
SJ ROAD	6	4	1	1

2012-13 RESULTS

None

NOTES

- Mario Lemieux scored 49 points (17 goals and 32 assists) in 14 games against San Jose. He had five multi-goal games against the Sharks, but never recorded a hat trick.
- On Jan. 13, 1996 at Pittsburgh, San Jose established a franchise record for most goals in a game (10) as the Sharks won, 10-8. The record was tied on March 30, 2002 vs. Columbus.
- San Jose didn't have a power play opportunity (a franchise first) in their 4-1 loss at Pittsburgh on Nov. 23, 2002.
- The Sharks' first-ever overtime win over Pittsburgh came on Feb. 23, 2011 in a 3-2 victory on the road.

2012-13 PENGUINS LEADERS

GOALS	Chris Kunitz, 22
ASSISTS	Sidney Crosby, 41
POINTS	Sidney Crosby, 56
SHOTS	Pascal Dupuis, 140
GAA	Marc-Andre Fleury, 2.39
WINS	Marc-Andre Fleury, 23
SHUTOUTS	Tomas Vokoun, 3
SAVE %	Tomas Vokoun, .919
RECORD	36-12-0, 72 pts. 1st/Atlantic Division 1st/Eastern Conference

2013 PLAYOFFS

EASTERN QUARTERFINALS: Defeated NY Islanders, 4-2

EASTERN SEMIFINALS: Defeated Ottawa, 4-1

EASTERN FINALS: Lost to Boston, 4-0



ST. LOUIS BLUES

SCOTTRADE CENTER

1401 Clark Ave.

St. Louis, Mo. 63103

Phone: 314-622-2500 • Fax: 314-622-2582

PRACTICE FACILITY

St. Louis Mills Ice Zone

5555 St. Louis Mills Road

Hazelwood, Mo. 63042

Phone: 314-227-5288

AHL AFFILIATE

Chicago Wolves

FAST FACTS

LAST SHARKS WIN: Feb. 19, 2013 (Sharks 2 @ St. Louis 1)

LAST ST. LOUIS WIN: March 12, 2013 (Sharks 2 @ St. Louis 4)

LAST SHARKS SHUTOUT: March 1, 2008 (Sharks 2 @ St. Louis 0) (Brian Boucher)

LAST ST. LOUIS SHUTOUT: Feb. 12, 2012 (Sharks 0 @ St. Louis 3) (Jaroslav Halak)

LAST SHARKS WIN AT HOME: March 9, 2011 (St. Louis 3 @ Sharks 5)

LAST ST. LOUIS WIN AT HOME: March 12, 2013 (Sharks 2 @ St. Louis 4)

LAST SHARKS WIN AT ST. LOUIS: Feb. 19, 2013 (Sharks 2 @ St. Louis 1)

LAST ST. LOUIS WIN AT SHARKS: March 9, 2013 (St. Louis 4 @ Sharks 3 OT)

LAST SHARKS OVERTIME WIN AT HOME: Jan. 6, 2010 (St. Louis 1 @ Sharks 2 OT)

LAST ST. LOUIS OVERTIME WIN AT HOME: Dec. 30, 1999 (Sharks 1 @ St. Louis 2 OT)

LAST SHARKS OVERTIME WIN AT ST. LOUIS: None

LAST ST. LOUIS OVERTIME WIN AT SHARKS: March 9, 2013 (St. Louis 4 @ Sharks 3 OT)

LAST SHARKS SHOOTOUT WIN: Nov. 6, 2008 (St. Louis 4 @ Sharks 5 SO)

LAST SHARKS SHOOTOUT LOSS: Dec. 3, 2009 (St. Louis 3 @ Sharks 2 SO)

MOST GOALS BY SHARKS: 7, 2 times, MR, Oct. 8, 2005 (Sharks 7 @ St. Louis 6)

MOST GOALS BY ST. LOUIS: 7, Feb. 26, 2001 (Sharks 2 @ St. Louis 7)

MOST GOALS BY BOTH TEAMS: 13, Oct. 8, 2005 (Sharks 7 @ St. Louis 6)

LAST SHARKS HAT TRICK: None

LAST ST. LOUIS HAT TRICK: Vladimir Sobotka, March 9, 2013 (St. Louis 4 @ Sharks 3 OT)

LAST SHARKS PENALTY SHOT: Patrick Marleau (Successful: Hannu Toivonen), March 14, 2008 (St. Louis 1 @ Sharks 4)

LAST ST. LOUIS PENALTY SHOT: David Backes (Successful: Antero Niittymäki), Dec. 18, 2010 (Sharks 4 @ St. Louis 1)

G.M.: Doug Armstrong

Coach: Ken Hitchcock

P.R.: Mike Caruso, Rich Jankowski, Dan O'Neill

Press Box: 314-589-5300



T.J. Oshie

ALL-TIME RECORD

VS. ST. LOUIS	W	L	T	OL
SJ ALL-TIME Record	32	43	2	6
SJ HOME	13	21	1	4
SJ ROAD	19	22	1	2

2012-13 RESULTS

DATE	SITE	W	L	OT	SJ	OPP
02/19/2013	A	1	0	0	2	1
03/09/2013	H	0	0	1	3	4
03/12/2013	A	0	1	0	2	4
TOTALS		1	1	1	7	9

NOTES

- No Sharks player has posted a hat trick against the Blues.
- On March 11, 2003 in San Jose, Miroslav Zalesak registered his first NHL goal on his first NHL shot in a 4-2 loss.
- On Feb. 29, 2004, Evgeni Nabokov recorded his eighth shutout of the season and 25th in the NHL, setting a single-season career and franchise record.
- San Jose set a franchise mark with their 11th consecutive win in a 4-1 decision over the Blues on March 14, 2008.
- On March 12, 2013, Patrick Marleau assisted on a Dan Boyle goal to register his 450th assist and 850th point of his career.

2012-13 BLUES LEADERS

GOALS	Chris Stewart, 18
ASSISTS	David Backes, 22
POINTS	Chris Stewart, 36
SHOTS	Alexander Steen, 129
GAA	Jaroslav Halak, 2.14
WINS	Brian Elliot, 14
SHUTOUTS	Brian Elliot & Jaroslav Halak, 3
SAVE %	Brian Elliot, .907
RECORD	29-17-2, 60 pts. 2nd/Central Division 4th/Western Conference

2013 PLAYOFFS

WESTERN QUARTERFINALS: Lost to Los Angeles, 4-2



THN



TAMPA BAY LIGHTNING

TAMPA BAY TIMES FORUM

401 Channelside Drive
Tampa, Fla. 33602

Phone: 813-301-6500 • Fax: 813-301-1487

PRACTICE FACILITY

Ice Sports Forum
10222 Elizabeth Place
Brandon, Fla. 33619

Phone: 813-684-7825

Fax: 813-655-0642

AHL AFFILIATE

Syracuse Crunch

FAST FACTS

LAST SHARKS WIN: Dec. 21, 2011 (Tampa Bay 2 @ Sharks 7)

LAST TAMPA BAY WIN: Feb. 16, 2012 (Sharks 5 @ Tampa Bay 6 OT)

LAST SHARKS SHUTOUT: Oct. 25, 2008 (Sharks 3 @ Tampa Bay 0) (Brian Boucher)

LAST TAMPA BAY SHUTOUT: None

LAST SHARKS WIN AT HOME: Dec. 21, 2011 (Tampa Bay 2 @ Sharks 7)

LAST TAMPA BAY WIN AT HOME: Feb. 16, 2012 (Sharks 5 @ Tampa Bay 6 OT)

LAST SHARKS WIN AT TAMPA BAY: Oct. 25, 2008 (Sharks 3 @ Tampa Bay 0)

LAST TAMPA BAY WIN AT SHARKS: March 24, 2003 (Tampa Bay 2 @ Sharks 1)

LAST SHARKS OVERTIME WIN AT HOME: None

LAST TAMPA BAY OVERTIME WIN AT HOME: Feb. 16, 2012 (Sharks 5 @ Tampa Bay 6 OT)

LAST SHARKS OVERTIME WIN AT TAMPA BAY: None

LAST TAMPA BAY OVERTIME WIN AT SHARKS: Dec. 16, 1992 (Tampa Bay 5 @ Sharks 4 OT)

LAST SHARKS SHOOTOUT WIN: None

LAST SHARKS SHOOTOUT LOSS: None

MOST GOALS BY SHARKS: 8, Feb. 8, 2000 (Sharks 8 @ Tampa Bay 0)

MOST GOALS BY TAMPA BAY: 7, March 1, 1996 (Tampa Bay 7 @ Sharks 3)

MOST GOALS BY BOTH TEAMS: 11, Feb. 16, 2012 (Sharks 5 @ Tampa Bay 6 OT)

LAST SHARKS HAT TRICK: None

LAST TAMPA BAY HAT TRICK: Brian Bellows and Jason Weimer, March 1, 1996 (Tampa Bay 7 @ Sharks 3)

LAST SHARKS PENALTY SHOT: None

LAST TAMPA BAY PENALTY SHOT: Martin St. Louis (Unsuccessful: Evgeni Nabokov), March 24, 2003 (Tampa Bay 4 @ Sharks 1)

G.M.: Steve Yzerman

Coach: Jon Cooper

P.R.: Bill Wickett, Brian

Breseman, Trevor van

Knotsenburg

Press Box: 813-301-6873,
6874



Steven Stamkos

ALL-TIME RECORD

vs. TAMPA BAY	W	L	T	OL
SJ ALL-TIME Record	13	13	2	2
SJ HOME	7	6	1	0
SJ ROAD	6	7	1	2

2012-13 RESULTS

None

NOTES

- In San Jose on March 24, 2003, Martin St. Louis was awarded the first penalty shot between the two teams, which was unsuccessful, against Evgeni Nabokov in a 4-1 Sharks loss.
- Vesa Toskala earned his fifth straight win as a starter in a 3-1 win over the Lightning on Jan. 16, 2006.
- On Oct. 29, 2006, San Jose snapped a two-game losing streak in a 4-2 win at Tampa Bay. Joe Thornton scored his first goal of the season while Ryane Clowe potted his first NHL goal.
- On Dec. 21, 2011 at HP Pavilion the Sharks thrashed the Lightning by a score of 7-2. The victory set a new season-high for goals in a game and a franchise record for five fastest goals from the start of a game (14:47), breaking the old mark of 18:50 set in Chicago on Oct. 27, 1996.

2012-13 LIGHTNING LEADERS

GOALS	Steven Stamkos, 29
ASSISTS	Martin St. Louis, 43
POINTS	Martin St. Louis, 60
SHOTS	Steven Stamkos, 157
GAA	Anders Lindback & Mathieu Garon, 2.90
WINS	Anders Lindback, 10
SHUTOUTS	Ben Bishop, 1
SAVE %	Ben Bishop, .917
RECORD	18-26-4, 40 pts. 4th/Southeast Division 14th/Eastern Conference

2013 PLAYOFFS

Did not qualify



TORONTO MAPLE LEAFS

AIR CANADA CENTRE

50 Bay Street, Suite 500
Toronto, Ontario M5J 2L2

Phone: 416-815-5700 • Fax: 416-359-9331

PRACTICE FACILITY

MasterCard Centre For Hockey Excellence
400 Kipling Ave.

Etobicoke, Ontario M8V 3L1

Phone: 416-815-6070

AHL AFFILIATE

Toronto Marlies

FAST FACTS

LAST SHARKS WIN: Feb. 23, 2012 (Sharks 2 @ Toronto 1)

LAST TORONTO WIN: Jan. 11, 2011 (Toronto 4 @ Sharks 2)

LAST SHARKS SHUTOUT: Nov. 4, 1997 (Toronto 0 @ Sharks 0) (Mike Vernon)

LAST TORONTO SHUTOUT: Nov. 4, 1997 (Toronto 0 @ Sharks 0) (Glenn Healy and Marcel Cousineau)

LAST SHARKS WIN AT HOME: Dec. 12, 2008 (Toronto 2 @ Sharks 5)

LAST TORONTO WIN AT HOME: Jan. 29, 2002 (Sharks 3 @ Toronto 4)

LAST SHARKS WIN AT TORONTO: Feb. 8, 2010 (Sharks 3 @ Toronto 2)

LAST TORONTO WIN AT SHARKS: Jan. 11, 2011 (Toronto 4 @ Sharks 2)

LAST SHARKS OVERTIME WIN AT HOME: None

LAST TORONTO OVERTIME WIN AT HOME: None

LAST SHARKS OVERTIME WIN AT TORONTO: None

LAST TORONTO OVERTIME WIN AT SHARKS: None

LAST SHARKS SHOOTOUT WIN: None

LAST SHARKS SHOOTOUT LOSS: None

MOST GOALS BY SHARKS: 8, March 24, 1999 (Sharks 8 @ Toronto 5)

MOST GOALS BY TORONTO: 7, 2 times, MR, Oct. 17, 1995 (Sharks 2 @ Toronto 7)

MOST GOALS BY BOTH TEAMS: 13, March 24, 1999 (Sharks 8 @ Toronto 5)

LAST SHARKS HAT TRICK: None

LAST TORONTO HAT TRICK: None

LAST SHARKS PENALTY SHOT: Marco Sturm (Unsuccessful: Mikael Tellqvist), Nov. 15, 2003 (Toronto 2 @ Sharks 2)

LAST TORONTO PENALTY SHOT: Mats Sundin (Successful: Arturs Irbe), March 15, 1995 (Toronto 2 @ Sharks 1)

Sr. VP & G.M.: Dave Nonis

Coach: Randy Carlyle

P.R.: Pat Park, Craig Downey,

Aaron Gogishvili

Press Box: 416-815-5702



Phil Kessel

ALL-TIME RECORD

VS. TORONTO	W	L	T	OL
SJ ALL-TIME Record	14	20	5	0
SJ HOME	7	8	3	0
SJ ROAD	7	12	2	0

2012-13 RESULTS

None

NOTES

- The Sharks are 8-3-2-0 in their last 13 games vs. Toronto.
- On Nov. 4, 1997 in San Jose, the Sharks and Maple Leafs played to a 0-0 tie, the last shutout by either team in the series.
- Nine of the last 15 games in this series have been played in Toronto.
- Prior to the 2010-11 season, the last time Toronto defeated the Sharks was Jan. 29, 2002.
- On Jan. 11, 2011 at HP Pavilion Patrick Marleau scored twice and Joe Thornton had two assists in a 4-2 loss Jan. 11. Ron Wilson won his 600th career NHL game as a head coach.
- On Feb. 23, 2012 at Air Canada Centre Patrick Marleau scored twice, including his 76th career game-winner, to defeat the Leafs, 2-1. Dan Boyle recorded his 30th assist of the year, giving him his fourth 30+ assist-season in four years with the Sharks.

2012-13 MAPLE LEAFS LEADERS

GOALS	Phil Kessel, 20
ASSISTS	Phil Kessel, 32
POINTS	Phil Kessel, 52
SHOTS	Phil Kessel, 161
GAA	James Reimer, 2.46
WINS	James Reimer, 19
SHUTOUTS	James Reimer, 4
SAVE %	James Reimer, .924
RECORD	26-17-5, 57 pts. 3rd/Northeast Division 5th/Eastern Conference

2013 PLAYOFFS

EASTERN QUARTERFINALS: Lost to Boston, 4-3



THE



VANCOUVER CANUCKS

ROGERS ARENA

800 Griffiths Way

Vancouver, British Columbia V6B 6G1

Phone: 604-899-4600 • Fax: 604-899-4640

OFFICE/PRACTICE FACILITY

Rogers Arena

AHL AFFILIATE

Utica Comets

FAST FACTS

LAST SHARKS WIN: April 1, 2013 (Vancouver 2 @ Sharks 3)

LAST VANCOUVER WIN: Jan. 21, 2012 (Sharks 3 @ Vancouver 4)

LAST SHARKS SHUTOUT: Dec. 23, 2008 (Vancouver 0 @ Sharks 5) (Evgeni Nabokov)

LAST VANCOUVER SHUTOUT: Feb. 8, 2001 (Sharks 0 @ Vancouver 0) (Bob Essesna)

LAST SHARKS WIN AT HOME: April 1, 2013 (Vancouver 2 @ Sharks 3)

LAST VANCOUVER WIN AT HOME: Jan. 21, 2012 (Sharks 3 @ Vancouver 4)

LAST SHARKS WIN AT VANCOUVER: March 5, 2013 (Sharks 3 @ Vancouver 2 SO)

LAST VANCOUVER WIN AT SHARKS: Dec. 28, 2011 (Vancouver 3 @ Sharks 2 OT)

LAST SHARKS OVERTIME WIN AT HOME: Jan. 20, 2009 (Vancouver 1 @ Sharks 2 OT)

LAST VANCOUVER OVERTIME WIN AT HOME: Feb. 26, 2004 (Sharks 2 @ Vancouver 3 OT)

LAST SHARKS OVERTIME WIN AT VANCOUVER: April 12, 2006 (Sharks 5 @ Vancouver 4 OT)

LAST VANCOUVER OVERTIME WIN AT SHARKS: Dec. 28, 2011 (Vancouver 3 @ Sharks 2 OT)

LAST SHARKS SHOOTOUT WIN: March 5, 2013 (Sharks 3 @ Vancouver 2 SO)

LAST SHARKS SHOOTOUT LOSS: March 10, 2011 (Vancouver 5 @ Sharks 4 SO)

MOST GOALS BY SHARKS: 7, 4 times, MR, March 10, 2002 (Sharks 7 @ Vancouver 4)

MOST GOALS BY VANCOUVER: 8, 2 times, MR, Dec. 18, 1992 (Sharks 1 @ Vancouver 8)

MOST GOALS BY BOTH TEAMS: 13, Oct. 14, 1995 (Vancouver 7 @ Sharks 6)

LAST SHARKS HAT TRICK: Vincent Damphousse, April 3, 1999 (Vancouver 2 @ Sharks 5)

LAST VANCOUVER HAT TRICK: Markus Naslund, Oct. 21, 2002 (Vancouver 5 @ Sharks 2)

LAST SHARKS PENALTY SHOT: Owen Nolan (Unsuccessful: Garth Snow), Dec. 26, 1998, (Vancouver 0 @ Sharks 2)

LAST VANCOUVER PENALTY SHOT: Pavel Bure (Successful: Mike Vernon), Nov. 12, 1997 (Vancouver 5 @ Sharks 2)

President/G.M.: Michael D. Gillis

Coach: John Tortorella

P.R.: Ben Brown, Stephanie

Maniago, Jen Rollins



Ryan Kesler

ALL-TIME RECORD

vs. VANCOUVER	W	L	T	OL
SJ ALL-TIME Record	41	42	9	5
SJ HOME	22	19	5	4
SJ ROAD	19	23	4	1

2012-13 RESULTS

DATE	SITE	W	L	OT	SJ	OPP
01/27/2013	H	1	0	0	4	1
03/05/2013	A	1	0	0	3	2
04/01/2013	H	1	0	0	3	2
TOTALS		3	0	0	10	5

NOTES

- On Nov. 5, 2000 at Vancouver, Scott Thornton scored two goals in 22 seconds, then the fastest two goals by a Sharks player.
- On Nov. 3, 2001, San Jose scored three goals (Jeff Jillson, Scott Thornton and Marco Sturm) in 36 seconds: a franchise record for the fastest three goals scored.
- The Sharks swept all four games in 2001-02: the first time either team swept the season series.
- On Nov. 29, 2009, Frazier McLaren scored his first NHL goal in a 4-2 Sharks win.
- On December 28, 2011 at HP Pavilion Patrick Marleau became only the fifth Shark to play in 200 straight games. The others are Joe Thornton (379), Marc-Edouard Vlasic (255), Vincent Damphousse (247) and Mike Ricci (228).
- On January 27, 2013, Todd McLellan became the second fastest head coach to reach 200 career NHL wins, doing so in 333 games.

2012-13 CANUCKS LEADERS

GOALS	Alexandre Burrows, 13
ASSISTS	Henrik Sedin, 34
POINTS	Henrik Sedin, 45
SHOTS	Alexandre Burrows, 140
GAA	Cory Schneider, 2.11
WINS	Cory Schneider, 17
SHUTOUTS	Cory Schneider, 5
SAVE %	Cory Schneider, .927
RECORD	26-15-7, 59 pts. 1st/Northwest Division 3rd/Western Conference

2013 PLAYOFFS

WESTERN QUARTERFINALS: Lost to SAN JOSE, 4-0



WASHINGTON CAPITALS

VERIZON CENTER

601 F St. NW
Washington, D.C. 20004
Phone: 202-266-2200 • Fax: 202-266-2360

OFFICE/PRACTICE FACILITY

Kettler Capitals Iceplex
627 N. Glebe Road
Suite 850
Arlington, Va. 22203
Office: 202-266-2200


AHL AFFILIATE

Hershey Bears

FAST FACTS

LAST SHARKS WIN: Feb. 13, 2012 (Sharks 3 @ Washington 5)
LAST WASHINGTON WIN: Feb. 20, 1999 (Sharks 1 @ Washington 3)
LAST SHARKS SHUTOUT: Feb. 8, 2011 (Sharks 2 @ Washington 0) (Antti Niemi)
LAST WASHINGTON SHUTOUT: None
LAST SHARKS WIN AT HOME: Jan. 7, 2012 (Washington 2 @ Sharks 5)
LAST WASHINGTON WIN AT HOME: Feb. 20, 1999 (Sharks 1 @ Washington 3)
LAST SHARKS WIN AT WASHINGTON: Feb. 13, 2012 (Sharks 3 @ Washington 5)
LAST WASHINGTON WIN AT SHARKS: Oct. 30, 1993 (Washington 4 @ Sharks 2)
LAST SHARKS OVERTIME WIN AT HOME: None
LAST WASHINGTON OVERTIME WIN AT HOME: None
LAST SHARKS OVERTIME WIN AT WASHINGTON: None
LAST WASHINGTON OVERTIME WIN AT SHARKS: None
LAST SHARKS SHOOTOUT WIN: Feb. 21, 2007 (Sharks 3 @ Washington 2 SO)
LAST SHARKS SHOOTOUT LOSS: None
MOST GOALS BY SHARKS: 7, Nov. 22, 2008 (Washington 2 @ Sharks 7)
MOST GOALS BY WASHINGTON: 6, Feb. 9, 1992 (Sharks 2 @ Washington 6)
MOST GOALS BY BOTH TEAMS: 9, Nov. 22, 2008 (Washington 2 @ Sharks 7)
LAST SHARKS HAT TRICK: Todd Harvey, Dec. 18, 2000 (Sharks 5 @ Washington 3)
LAST WASHINGTON HAT TRICK: John Druce, Feb. 9, 1992 (Sharks 2 @ Washington 6)
LAST SHARKS PENALTY SHOT: Joe Thornton (Successful: Michal Neuvirth), Dec. 30, 2009 (Washington 2 @ Sharks 5)
LAST WASHINGTON PENALTY SHOT: None

G.M.: George McPhee
Coach: Adam Oates
P.R.: Sergey Kocharov, Pace Sagester, Megan Eichenberg
Press Box: 202-628-3200, x7600



Karl Alzner

ALL-TIME RECORD

vs. WASHINGTON	W	L	T	OL
SJ ALL-TIME Record	21	9	1	0
SJ HOME	11	3	1	0
SJ ROAD	10	6	0	0

2012-13 RESULTS

None

NOTES

- On Dec. 18, 2000, Todd Harvey scored the franchise's 2,000th goal in a 5-3 victory at Washington.
- On Feb. 21, 2007, Jonathan Cheechoo scored his 200th point with an assist on Matt Carle's game-tying goal. Cheechoo also added the game-winning shootout goal.
- On Nov. 22, 2008 at San Jose, Rob Blake tied a career high with four assists in a 7-2 victory over the Capitals. Seven Sharks each had a two-point game.
- On Dec. 30, 2009 in a 5-2 Sharks win, the Sharks attempted and converted two penalty shots for the first time in franchise history (Ryane Clowe and Joe Thornton). The last time this occurred in the NHL was Feb. 11, 1982 (Vancouver at Detroit, Thomas Gradin and Ivan Hlinka for Vancouver).
- On Jan. 7, 2012 three defensemen (Brent Burns, Jason Demers, and Marc-Edouard Vlasic) scored a goal in the Sharks 5-2 victory. It marked just the fifth time in franchise history three blueliners scored in a single game.

2012-13 CAPITALS LEADERS

GOALS	Alexander Ovechkin, 32
ASSISTS	Nicklas Backstrom, 40
POINTS	Alexander Ovechkin, 56
SHOTS	Alexander Ovechkin, 220
GAA	Braden Holtby, 2.58
WINS	Braden Holtby, 23
SHUTOUTS	Braden Holtby, 4
SAVE %	Braden Holtby, .920
RECORD	27-18-3, 57 pts. 1st/Southeast Division 3rd/Eastern Conference

2013 PLAYOFFS

EASTERN QUARTERFINALS: Lost to NY Rangers, 4-3



THE



WINNIPEG JETS

MTS CENTRE

260 Hargrave Street
Winnipeg, MB R3C 5S5
Phone: 204-987-7825 • Fax: 204-926-5555

PRACTICE FACILITY

MTS Iceplex
3969 Portage Avenue
Winnipeg, MB R3K 2H2
Phone: 204-837-7539
Media: 204-926-5570
Fax: 204-926-5885

AHL AFFILIATE

St. John's IceCaps

FAST FACTS

LAST SHARKS WIN: Jan. 12, 2012 (Sharks 2 @ Winnipeg 0)
LAST WINNIPEG WIN: Oct. 16, 2010 (Atlanta 4 @ Sharks 2)
LAST SHARKS SHUTOUT: Jan. 12, 2012 (Sharks 2 @ Winnipeg 0) (Antti Niemi)
LAST WINNIPEG SHUTOUT: None
LAST SHARKS WIN AT HOME: Feb. 21, 2009 (Atlanta 1 @ Sharks 3)
LAST WINNIPEG WIN AT HOME: Nov. 13, 2002 (Sharks 2 @ Atlanta 3 OT)
LAST SHARKS WIN AT WINNIPEG: Jan. 12, 2012 (Sharks 2 @ Winnipeg 0)
LAST WINNIPEG WIN AT SHARKS: Oct. 16, 2010 (Atlanta 4 @ Sharks 2)
LAST SHARKS OVERTIME WIN AT HOME: None
LAST WINNIPEG OVERTIME WIN AT HOME: Nov. 13, 2002 (Sharks 2 @ Atlanta 3 OT)
LAST SHARKS OVERTIME WIN AT WINNIPEG: None
LAST WINNIPEG OVERTIME WIN AT SHARKS: None
LAST SHARKS SHOOTOUT WIN: None
LAST SHARKS SHOOTOUT LOSS: None
MOST GOALS BY SHARKS: 5, 4 times, MR, March 22, 2007 (Sharks 5 @ Atlanta 1)
MOST GOALS BY WINNIPEG: 4, Oct. 16, 2010 (Atlanta 4 @ Sharks 2)
MOST GOALS BY BOTH TEAMS: 8, Dec. 6, 2005 (Atlanta 3 @ Sharks 5)
LAST SHARKS HAT TRICK: Jonathan Cheechoo, March 22, 2007 (Sharks 5 @ Atlanta 1)
LAST WINNIPEG HAT TRICK: None
LAST SHARKS PENALTY SHOT: None
LAST WINNIPEG PENALTY SHOT: None

G.M.: Kevin Cheveldayoff
Coach: Claude Noel
P.R.: Scott Brown, Christina Caligiuri, Kalen Qually
Press Box: 204-926-5577



Evander Kane

ALL-TIME RECORD

vs. WINNIPEG/ATLANTA	W	L	T	OL
SJ ALL-TIME Record	10	1	2	1
SJ HOME	5	1	1	0
SJ ROAD	5	0	1	1
ATL	4	0	1	1
WPG	1	0	0	2

2012-13 RESULTS

None

NOTES

- On Jan. 10, 2004, Patrick Marleau reached and surpassed the 300-point plateau with a goal (300) and assist (301).
- On Dec. 6, 2005, Marleau tied a franchise record for most points (nine, a goal and eight assists) in a three-game span set in Dec. 1992 by Kelly Kisio with three assists.
- Jeremy Roenick recorded his 700th assist in San Jose against the Thrashers on Feb. 21, 2009.
- Oct. 16, 2010, Dan Boyle tied a franchise single-game mark with six shots blocked shots in a 4-2 Sharks loss. Dany Heatley scored his 300th career NHL goal against the team that drafted him.
- The Atlanta Thrashers became the Winnipeg Jets in the summer of 2011.

2012-13 JETS LEADERS

GOALS	Blake Wheeler, 19
ASSISTS	Andrew Ladd, 28
POINTS	Andrew Ladd, 46
SHOTS	Andrew Ladd, 190
GAA	Ondrej Pavelec, 2.80
WINS	Ondrej Pavelec, 21
SHUTOUTS	AI Montoya, 1
SAVE %	Ondrej Pavelec, .905
RECORD	24-21-3, 51 pts 2nd/Southeast Division 9th/Eastern Conference

2013 PLAYOFFS

Did not qualify

GENERAL





FAN DEVELOPMENT

Since arriving in the Bay Area in 1990, the San Jose Sharks have taken a vested interest in their community. Their mission states: "The San Jose Sharks Fan Development Department is committed to providing high quality, Sharks-specific hockey experiences for all ages and abilities in an effort to cultivate, nurture and create new hockey fans. Working in conjunction with SSE Business Operations and the Hockey Department, the programming platform will incorporate hands-on instruction, interactive experiences and leverage mascot, player, coaching and executive integration. Through our efforts, we will deliver a professional message in a fun and safe environment in order to positively impact the long-term, well-being of our franchise." Grass roots hockey programs, a mascot program, educational hockey classes and a kids club are only a few of the organization's innovations. Among its current programs are:

SAN JOSE SHARKS SUMMER HOCKEY SCHOOLS

Every year, the San Jose Sharks conduct the Sharks Summer Hockey Schools at Sharks Ice at San Jose. These camps include both a youth and an adult hockey series. An elite staff of professional instructors from the Sharks organization brings considerable expertise to hundreds of hockey players each summer. The 2013 Summer Hockey School staff was led by Roy Sommer, head coach of the Worcester Sharks, the Sharks top developmental affiliate in the American Hockey League. In addition to Sommer, camp instructors included Worcester assistant coach David Cunniff and former Sharks players Curtis Brown, Kyle McLaren and Jonathan Cheechoo. Other current and former Sharks players as well as S.J. Sharkie also appeared during the summer camp sessions. For more information, call 408-999-6706.

SCHOLARSHIP PROGRAM

BAY AREA ALL-STAR SCHOLARSHIP TEAM (B.A.A.S.T.)

In a collective effort to support youth working towards the goal of higher education, Bay Area professional sports franchises, including the Golden State Warriors, Oakland Athletics, Oakland Raiders, San Francisco 49ers, San Francisco Giants, San Jose Earthquakes and San Jose Sharks, have partnered together to form the Bay Area All-Star Scholarship Team (BAASST). As part of this program—the first of its kind among professional sports organizations—seven high school seniors are selected each year to receive a \$3,000 scholarship. Since its inception, over \$200,000 has been given to local student athletes to be applied toward their college education.

All public high schools within this area are provided with detailed information about the scholarship opportunity and are encouraged to nominate two male and two female athletes that meet the following criteria: a minimum grade point average of 3.0, displays leadership qualities in the classroom and/or inspirational qualities on the athletic field and demonstrates the value of education, good work ethic and community outreach.

In addition to a monetary award, students are also invited to attend a game at each team's home arena/stadium. The scholarship recipients, their guests and team representatives are provided game tickets, food and beverages and are recognized in a special ceremony during each game. For more information, contact Tim Howell at thowell@sharkssports.net.

FAN PROGRAMS

SAN JOSE SHARKS FINATICAL KIDS CLUB

The San Jose Sharks FINatical Kids Club (FKC), a club for Sharks fans 16-and-under, is back for its ninth year! The FINatical Kids Club, established during the 2005-06 season, has grown its membership totals each year with members across the United States and Canada.

Sharks forward Joe Pavelski and loveable mascot S.J. Sharkie will serve as FKC co-captains during the 2013-2014 season. For one low price, members will receive a custom FKC merchandise package. In addition to the great merchandise, members have access to the FINatical Kids Club website through www.sjsharkie.com and www.sjsharks.com. FKC members also have access to exclusive events hosted by the club and plenty of opportunities to win autographed memorabilia.

To join Pavelski and S.J. Sharkie in the most exciting kids club in the NHL, visit www.sjsharkie.com or E-mail FINaticalKidsClub@sjsharks.com for more information.

PLAYSTATION FUTURE SHARKS

During the first intermission of selected Sharks home games during the 2013-2014 season, local youth hockey teams will be given the chance to display their skills and talent in front of thousands of Sharks fans at SAP Center at San Jose.

For close to 15 years, thousands of youth hockey players have graced the ice at SAP Center and have had the rare opportunity to skate on the same surface as NHL players through Future Sharks. Participating clubs can dress 14 players



and are given the opportunity to play in a 6-on-6 "Shootout" during the intermission. Clubs will receive a limited number of game tickets for the players and their guests courtesy of PlayStation and the Sharks.

For more information, please contact Tim Howell at thowell@sharkssports.net.

SHARKS & PARKS, AN NHL STREET PROGRAM

The Sharks Fan Development Department, in conjunction with NHL Street, is excited to announce another season of Sharks & Parks, a street hockey program designed to introduce hockey to youth in a fun and safe environment.

Started in 1991, Sharks & Parks has reached tens of thousands of kids by donating street hockey equipment and instructional material to schools and community centers throughout Northern California. The program was so successful that the NHL adopted it as a league-wide initiative the following year with 33 programs run by various NHL and American Hockey League (AHL) teams throughout the United States and Canada.

The Sharks & Parks season typically kicks off with a street hockey tournament held at SAP Center at San Jose in the fall and continues throughout the year with various summits and hockey/coaching clinics for participants and staff. For more information about Sharks & Parks, please email thowell@sharkssports.net or visit the "Community" section on sjsharks.com.

HIGH SCHOOL WRITERS DAY

Each season, the San Jose Sharks play hosts to the annual "High School Writers Day," an event which gives aspiring high school students the opportunity to experience a day in the life of a professional sports journalist.

The day includes access to Sharks players, staff and/or beat writers, a press room meal, a behind the scenes tour of SAP Center at San Jose and a press box view of the game.

At the conclusion of the event, the participants will write a recap of their experience, with one winner being selected to receive two tickets to a future game and have his/her work published on www.sjsharks.com.

SHARKS FOUNDATION

The Sharks Foundation was created in 1994 in an effort to increase organizational impact on the community. Its mission would prove to be the framework from which it grew: The Sharks Foundation is dedicated to enhancing the lives of youth and families in our community with an emphasis in the areas of Education, Health and Safety, and Character Development. The Sharks Foundation supplies emergency aid when appropriate, executes unique and relevant programming, supports the advancement of youth hockey and provides financial support and resources to organizations that enrich the lives of those in need.

Since its inception, the Sharks Foundation has donated more than \$6 million to over 120 non-profit groups in Santa Clara County. In addition to its original grant program, the Sharks Foundation manages educational programs, plays host to major fundraisers, executes collection drives and implements community outreach events. With the help of Sharks players, coaches and staff, the Sharks Foundation invests in the community with the hope of enhancing the lives of young fans and their families.





GRANT PROGRAM & FUNDRAISERS

The Sharks Foundation provides financial assistance to 501(c)(3) organizations in Santa Clara County whose focus is geared towards Education, Health & Safety or Character Development. Through the annual grant process, organizations are selected to receive grants ranging from \$20,000-25,000. During the 2012-13 season, the Sharks Foundation issued grants to 17 recipients that totaled \$419,423.

2012-13 GRANT RECIPIENTS

Ace Charter School, American Heart Association Silicon Valley, Ballet San Jose, Breakthrough Silicon Valley, Children's Discovery Museum of San Jose, City Year, George Mark Children's House, Hope Services, Hospice of the Valley, International Association for Human Values, Loaves and Fishes Family Kitchen, Lucile Packard Children's Hospital, Muscular Dystrophy Association, Santa Clara University, Silicon Valley Children's Fund, VIA Services, YWCA Silicon Valley.

"SHARK FOR A DAY" FANTASY CAMP

We're all San Jose Sharks fans—passionately rooting for the boys in teal from afar. But few of us ever get the opportunity to experience what it's like to be a member of the team. If you've ever dreamed of being a Sharks player or wondered how your game would stack up against NHLers, you now have the chance. Once a year, the Sharks Foundation play hosts to "Shark For a Day" Fantasy Camp, which gives fans the rare opportunity to experience a day-in-the-life of a professional hockey player and share the ice with Sharks alumni.

From the moment you step into the building until you step off of the ice, you will get as close as you can get to being an NHL player without actually worrying about a Brent Burns hip-check along the boards. Participants will skate with Sharks alumni in a regulation game, be given official team gear and much more!

Net proceeds from this event benefit the Sharks Foundation. "Shark For a Day" is scheduled for the Spring of 2014.



SHARKS FOUNDATION GOLF CLASSIC

The Sharks Foundation Golf Classic is the premier golf event of the San Jose Sharks. This tournament—the largest fundraiser of the year for the Sharks Foundation—is the only event of its kind to feature the entire Sharks roster, as well as coaching staff, alumni, broadcasters and other local celebrities. Because of this, it draws some of the most prominent community and industry leaders in Silicon Valley and welcomes more than 250 golfers and guests annually.

This unforgettable event maintains a fun, lighthearted atmosphere as guests meet their favorite Sharks players, enjoy food and beverages and compete in on-course contests. The evening concludes with an exciting silent and live auction, and a presentation of awards for the top teams and individuals.

FITNESS FACEOFF: RUN/RIDE/HEALTH

Sharks fans are invited to lace up their shoes, hop on their bikes, or just come and learn about ways to be healthy at the "Fitness Faceoff: Run/Ride/Health" charity event. Participants can either choose to run/walk our 5k/10k course through downtown San Jose or set out on a 20+/50+ mile bike ride around the city.

Starting and finishing at SAP Center, the home of the San Jose Sharks, runners and riders get to challenge themselves on fun courses, all while raising money for the Sharks Foundation. The event also features a free "Health Fest," which showcases a variety of exhibits and vendors focused on living a healthy lifestyle. Regardless of experience or athletic ability, it's a great day to get active, highlight the importance of being healthy and raise money for the Sharks Foundation.

SILENT AUCTION SERIES

Fans are given the opportunity to purchase memorabilia and contribute to a worthy cause when they participate in the Sharks Foundation in-game charity auction held at every San Jose Sharks home game. The auction takes place at the Sharks Foundation Booth outside Section 120 and items can range from one-of-a-kind autographed merchandise to exclusive fan experiences.

PLEDGE PROGRAMS

G.O.A.L.S. (GRANTING YOUTH OPPORTUNITIES TO ADVANCE, LEARN AND SUCCEED)

For every goal scored by the Sharks this season, each participating GOALS! corporate partner will make a donation to the Sharks Foundation, which will in turn distribute the funds among its beneficiaries. These companies realize that: In life, as in hockey, it takes GOALS! to win. To date, the GOALS! program has raised more than \$300,000 for the Sharks Foundation.



COMMUNITY OUTREACH EVENTS

HOLIDAY ASSIST PARTY

The Sharks Foundation's annual Holiday Assist Party provides the San Jose Sharks family with the opportunity to delight in the spirit of the holiday season and give back to the community in a big way. Sharks athletes, owners and front office staff are paired with underserved San Jose families to help them fulfill their Christmas wish lists. For many of these families, the items provided through the Holiday Assist Party are the only gifts they will receive during the holidays. In addition to the gift-giving and receiving, the families are treated to an exciting evening of holiday activities with their "Assisters" at Sharks Ice at San Jose. Children are invited to skate alongside Sharks athletes and "S.J. Sharkie Claus," engage in arts and crafts projects with Sharks staff members and indulge in a hearty, healthy dinner.

COLLECTION DRIVES

The Sharks Foundation teams up with several non-profit groups throughout the year to host collection drives for families and individuals in need. Reading Is Cool Presented by Comerica Bank will host Children's Book Drives on Oct. 5 and Oct. 8. All books will be donated to elementary school libraries. In November, Sharks fans can help launch the Second Harvest Food Bank Holiday Food Drive by bringing canned food to games on Nov. 21 and Nov. 23. The U.S. Marine Corps Reserve's Toys For Tots Toy Drive will occur on Dec. 10 and Dec. 12. Fans are encouraged to bring a new and unwrapped toy to be given to a child in need. The Share the Warmth Drive will be held Jan. 9 and Jan. 11. New or gently used blankets and coats will be donated to those in need throughout Silicon Valley. All drives take place at the North and South Entrances of SAP Center at San Jose. Monetary donations are also graciously accepted.

EDUCATION PROGRAMS

READING IS COOL PRESENTED BY COMERICA BANK

Each year, the Sharks Foundation and Comerica Bank proudly present Reading Is Cool, a literacy program directed at all public K-6 grade classrooms in Santa Clara County, Newark, Fremont and Union City. During the 2013-14 season, Reading Is Cool is expected to reach over 30,000 kids in more than 1,100 classrooms. Reading Is Cool features motivational monthly awards, classroom visits from S.J. Sharkie and opportunities to attend San Jose Sharks home games.

For more information on the Reading Is Cool program, please contact Kelly Esrey at kersey@sharkssports.net or visit www.sharksfoundation.org.

"In my classroom, the word Sharkie is synonymous with reading. The program instills a sense of pride in the students. Their reading levels continue to rise, their comprehension continues to improve, and their self-esteem is growing by leaps and bounds. Sharkie visited our classroom this year, and the excitement level was through the roof. The children knew that they had achieved something special because they had read so much, and their group effort really paid off."

- Mary Jo Sponseller, Reading Is Cool participating teacher for 16 years



S.J. SHARKIE

S.J. Sharkie enters his 22nd season as the Sharks beloved mascot.

A consistent and familiar presence at every Sharks home game, Sharkie has the enviable task of entertaining a sold out crowd in San Jose night in and night out, performing a variety of exciting death-defying and unique stunts and acts. Sharkie's nightly performances range from rappelling from SAP Center at San Jose's rafters to speeding across the ice on his four-wheel all-terrain vehicle.

Since his NHL debut in January 1992, Sharkie has become one of the most recognized mascots in the universe. He's a highly respected figure both inside and outside of SAP Center and throughout the hockey community.

This lovable mascot makes more than 450 public appearances each year, and makes a splash at any event. During the 2012-13 season, Sharkie's events ranged from birthday parties to flower deliveries, bar mitzvahs to weddings, and corporate events and charity fundraisers. In the past, he has even escorted a high school student to her senior prom and acted as the ring bearer at a wedding ceremony. Aptly coined as "The Hardest Working Fish in Sports," Sharkie has been selected to represent the team at the NHL All-Star Game an amazing 14 times and assisted in dropping the ceremonial first puck at the 1997 All-Star Game in San Jose.

Besides his countless appearances, Sharkie is involved with numerous Bay Area charities. Sharkie also spends countless hours on behalf of the Sharks Foundation by lending a "fin" to their school programs, fundraisers, meetings and projects throughout the year (sharksfoundation.org).

Sharkie's popularity has "spawned" his very own merchandise line and website (sjsharkie.com), the first ever devoted solely to a professional mascot. The 2009-10 season saw the online debut of Sharkie's very own social network pages on Twitter and Facebook (twitter.com/sjsharkie and facebook.com/sjsharkie).

For more information, appearance descriptions and in-game events, please visit sjsharkie.com


SJSHARKIE.COM



FACEBOOK.COM/SJSHARKIE



TWITTER.COM/SJSHARKIE



SAP CENTER AT SAN JOSE



Northern California's Top Entertainment Venue

SAP Center at San Jose continues to be recognized as the biggest success story in the revitalization of downtown San Jose. For two decades, the facility, with its distinctive 10-story glass pyramid entry and unique stainless steel façade, has been the “place to be and be seen” in the Bay Area. Located in the heart of Silicon Valley, SAP Center is an exemplification of the architectural excellence and technological innovation that defines the area.

Guests entering SAP Center enjoy the latest in audio and video technology to enhance their event viewing experience. Most noticeable to the eyes is the high resolution LED center hung scoreboard—





FACTS AND FIGURES

SITE AND BUILDING INFORMATION

Site Location: 525 W. Santa Clara St., San Jose, CA 95113

Site Area: Approximately 17 acres

Building Dimensions: Length — 425 feet-by-425 feet; Height — 117 feet

Internal Space: 450,000 square feet

Exterior: Concrete; space frame steel truss; ribbed stainless steel siding; 10-story glasspyramid entry

Seating Capacity: 20,000 maximum; Basketball — 18,543; Multi-purpose — 16-20,000; Hockey — 17,562

Parking: Approximately 1,800 spaces on site; up to 8,000 spaces within a 5-10 minute walk

Executive Suites: 65 (Concourse 21, Penthouse 44)

Penthouse Terrace Group Entertainment Areas: 3

Cost: \$162.5 million (\$132.5 million funded by City of San Jose; \$30 million funded by San Jose Arena Management)

Project Developer: Redevelopment Agency of San Jose

Owner: City of San Jose

Builder: Perini Building Company, Western Division

Construction Manager: HuntCor Inc.

Architect: Sink Combs Dethlefs

Arena Operator: San Jose Arena Management

Original Name: San Jose Arena; Re-named Compaq Center at San Jose, March 27, 2001; Re-named HP Pavilion at San Jose, Nov. 30, 2002; Re-named SAP Center at San Jose, July 9, 2013

Primary Tenant: San Jose Sharks

Groundbreaking: June 26, 1990

First Event: Ringling Brothers and Barnum & Bailey Circus, Sept. 8, 1993

First Hockey Game: San Jose Sharks vs. New York Islanders preseason game, Sept. 30, 1993

Days To Build: 540 days

one of the largest in North America. The arena bowl features a full-color moving LED fascia display (also known as a ribbon board). For the ears, there's a state-of-the-art digital sound system with acoustical enhancements throughout the bowl.

Besides the San Jose Sharks, championship winning teams (such as the three-time Arena Bowl Champion San Jose SaberCats of the Arena Football League and the 1995 Roller Hockey International Champion San Jose Rhinos) and world-class, championship events (three NCAA Men's Basketball Western Regional Finals, 2003-07 Pac-10 Women's Basketball Tournament, 1999 NCAA Women's Basketball Final Four, the 1996 and 2012 U.S. Figure Skating Championships and the 2012 Olympic Trials - Gymnastics) have taken place at SAP Center at San Jose.

In addition, headliners such as Bruce Springsteen, The Rolling Stones, Barbra Streisand, Coldplay and Paul McCartney have performed before capacity crowds at SAP Center at San Jose, which continues to set the standard for sports and entertainment venues worldwide. Pollstar Magazine has consistently ranked SAP Center as a "Top-Five" venue in the United States and "Top-10" venue in the world in terms of non-sports tickets sold over the past 10 years.

"The SAP Center is the sports, cultural and entertainment center for the entire San Jose community," said Bill McDermott, co-CEO, SAP AG. "As we continue to grow our presence in Silicon Valley, SAP is honored to join the City and the Sharks in continuing the competitive spirit, special traditions and proud legacies that bring the arena to life. Together, we plan to create an innovative 'think tank' using technology to enhance the fan experience and help create memories that last a lifetime."



SAN JOSE JUNIOR SHARKS

Headquartered at Sharks Ice in San Jose, the Junior Sharks are a youth hockey organization whose mission is to provide a fun atmosphere that fosters a lasting love for the game of hockey. The organization currently has 23 travelling club teams that serve boys and girls aged 8 to 18.

STAFF & PHILOSOPHY

Led by Junior Sharks Director Curtis Brown, the Junior Sharks coaching staff is dedicated to teaching essential life lessons of discipline, teamwork, and accountability. Balancing family, school, and hockey can be a challenging task, but the coaching staff takes great pride in developing outstanding citizens as well as hockey players.

Along with Brown, numerous other NHL players and personnel are involved with the program. Former Sharks defensemen Kyle McLaren and Mike Rathje have joined the coaching staff this season, and local figures such as Todd McLellan, Mike Ricci and David Maley stop by practice to share their knowledge.

Surrounding players with these core values and excellent hockey minds has paid off. Each year the organization has more tryouts, greater retention of players, and more families coming to the rink. This has strengthened the fabric of hockey culture in the Bay Area and led to rapid growth.

NOTABLE ALUMNI

Along with boasting an impressive list of alumni who have played in the NCAA and various leagues around the world, the Junior Sharks have developed numerous professional players.

Notable alumni who played or are playing in NHL organizations include Corbin McPherson (New Jersey), Jason Platt (Edmonton), Viktor Tikhonov (Phoenix), Alec Martinez (Los Angeles), Brett Sutter (Carolina), Casey Wellman (Washington), Spencer Dillon (Florida), and Matt Tennyson (San Jose).

MOVING FORWARD

Registered USA Hockey players in the Pacific region has increased by over 240% since the San Jose Sharks entered the NHL in the early 90's. In fact, Sharks Ice alone currently makes up 28% of USA Hockey registered hockey players in California. This type of growth is exciting but does present a unique set of challenges when trying to find ice time for more and more players each year.

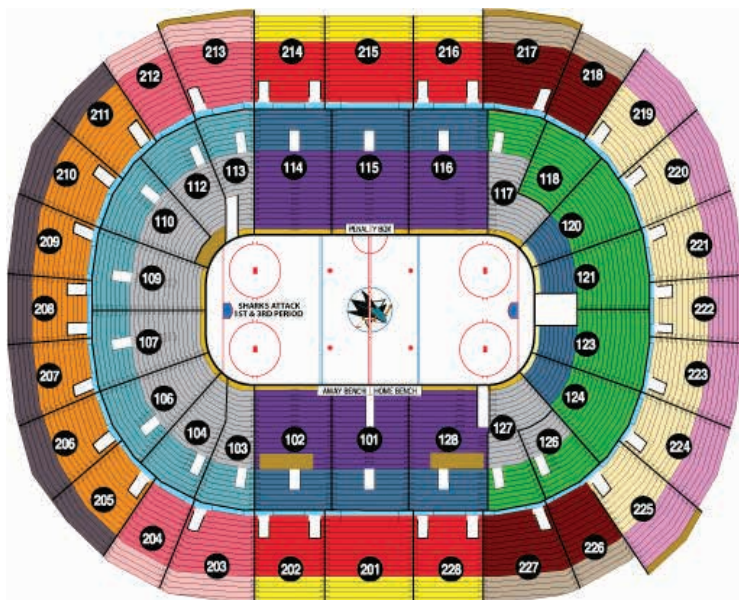
That's a good problem to have. The true strength of a sustainable hockey community lies in the steady increase of new players each season, an asset the Junior Sharks have been blessed with. Opportunities for expansion are always possible as long as demand is there. More families coming to the rink means demand is only expected to grow.

With numerous tournaments scheduled at Sharks Ice, and alumni finding success, players realize they can progress to the next stage of their hockey career and stay in the Bay Area. Scouts at both the collegiate and professional level don't consider California to be "non-traditional" anymore.

The tradition is just beginning.



SHARKS TICKET INFORMATION



■ VIP Glass	■ Upper Rim
■ Side Comerica Bank Club	■ Premium Upper Sideline
■ Premium Glass	■ Premium Upper Corner - Attack End
■ End/Corner Comerica Bank Club	■ Premium Upper Corner
■ Premium Lower	■ Premium Upper Goal - Attack End
■ Lower Reserved Attack End	■ Premium Upper Goal
■ Lower Reserved	■ Upper Sideline
	■ Upper Corner - Attack End
	■ Upper Corner
	■ Upper Goal View - Attack End
	■ Upper Goal View

PURCHASING TICKETS

SAP Center at San Jose — The Ticket Office is open:

- Monday through Friday, 9:30 a.m. to 5:30 p.m.
- Closed Saturday, Sunday and Holidays
- Open for all SAP Center at San Jose events two hours before scheduled time

Tickets to all SAP Center at San Jose events are available at the SAP Center Ticket Office, Ticketmaster Ticket Centers located in select Walmart stores throughout the Bay Area, online at Ticketmaster.com or charge by phone at 1-800-745-3000.

Group Ticket Information: 408-999-5757

Season Ticket and Partial Season Plan Information: 408-999-5757

RADIO/TV INFORMATION

"THE VOICES OF WINTER"

TELEVISION BROADCASTS

Comcast SportsNet California, the home of "Authentic Bay Area Sports," is the Sharks exclusive regional cable television broadcast partner.

Comcast SportsNet California will present the most comprehensive Sharks television schedule in the team's history, broadcasting 77 exclusive games for the team's 2013-14 National Hockey League season with all games in sparkling high definition.

An additional five Sharks games will be broadcast nationally on NBC Sports Network: Oct. 15 at St. Louis, Jan. 5 at Chicago, Jan. 27 vs. Los Angeles, Apr. 3 vs. Los Angeles and Apr. 9 at Anaheim.

Long-time play-by-play announcer Randy Hahn (@sharkvoice) will serve as the voice for Comcast SportsNet California's broadcasts. The five-time Northern California Emmy Award winner will once again be accompanied by fan favorite Drew Remenda. Remenda, a four-time Northern California Emmy Award winner, enters his 13th season as the Sharks television color analyst. Bret Hedican (@BretHedican), a former NHL defenseman, two-time U.S. Olympian and Stanley Cup champion, will also serve as an "Inside The Glass" analyst for select home games.

Comcast SportsNet California's "Sharks Pregame Live" will lead viewers right to the drop of the puck with a breakdown of the evening's matchup, insightful analysis and interviews with Sharks coaches and players. Immediately following Sharks games on Comcast SportsNet California, "Sharks Postgame Live" will provide in-depth game analysis, complete game highlights, a live look at Coach Todd McLellan's press conference, interviews from the dressing room and player reaction and a preview of the next game. The shows are anchored by nine-time regional Emmy Award winner Brodie Brazil (@brodiebrazilCSN) and Hedican. Additional analysis will be provided by former Sharks forward and radio color analyst Jamie Baker (@Bakes_Jamie13) and former Sharks center Curtis Brown.

For approximately 24 hours following each game, Comcast SportsNet California's Sharks telecasts will be available on XFINITY On Demand.



RADIO BROADCASTS

SHARKS RADIO NETWORK

For the 23rd consecutive season, the Sharks are broadcasting their entire 82-game regular season schedule and all Stanley Cup Playoff contests on the multi-station Sharks Radio Network, which reaches much of Northern California and parts of Nevada. The Network's flagship station, Classic Rock KFOX (98.5 FM San Jose / 102.1 FM San Francisco), continues to serve as the network's flagship station.

Veteran radio play-by-play announcer Dan Rusanowsky (@DanRusanowsky) will return once again as the "Voice of the Sharks" on 98.5/102.1 FM KFOX (@kfox) and the Sharks Radio Network. Rusanowsky has called every game in Sharks franchise history, with the exception of 27 games missed due to an auto accident in 2000. He called his 1,600th Sharks regular season game on Feb. 28, 2013. Rusanowsky will be accompanied by Jamie Baker (@Bakes_Jamie13), a nine-year veteran of the radio broadcast team and a Sharks all-time fan favorite. A 10-year NHL veteran, Baker spent four seasons with the Sharks and is one of the more astute observers and teachers of the game.

Radio coverage begins with the popular 30-minute pre-game show, "Sharks Warm-Up," followed by another popular segment, "Coach's Chalkboard," and the game broadcast. When a regular season game originates outside the Pacific Time Zone on a weekday, KFOX joins pre-game coverage with "Coach's Chalkboard," while the full program is still available on most Sharks Radio Network affiliate stations and on the Internet. During the playoffs, "Sharks Warm-Up" will air in its entirety on KFOX in all instances.

Along with the full season and playoff schedule, KFOX will air live coverage of two pre-season games. Network coverage begins with the popular 30-minute pre-game show, "Sharks Warm-Up," which airs on KFOX in all regular season games except when a game originating outside the Pacific Time Zone occurs on a weekday. In these limited instances, KFOX picks up coverage with "Coach's Chalkboard," another popular segment, while the full program will still be available on most Sharks Radio Network affiliates and on the Internet. During the playoffs, "Sharks Warm-Up" airs in its entirety on KFOX in all instances.





RADIO/TV INFORMATION

2013-14 SHARKS RADIO NETWORK

STATION	CITY
KFOX 98.5/102.1 FM	San Jose/San Francisco/Oakland (flagship station)
KAHI (950 AM)	Auburn
KATA (1340 AM)	Eureka-Arcata
KESP (970 AM)	Stockton/Modesto
KHTK (1140 AM)	Sacramento
ESPN KFPT(790 AM)/KFIG (940 AM)	Fresno/Clovis
KIDD (630 AM) & KYZZ (97.9 FM)	Monterey-Salinas-Santa Cruz
KKXS (96.1 FM)	Redding
KRKC (1490 AM /104.9 FM and 102.1 FM)	King City
KXBX (1270 AM)	Lakeport
KVON (1440 AM)	Napa
sjsharks.com	Official Internet site of the San Jose Sharks
SiriusXM	Official Satellite Radio Provider of the NHL



FRANK ALBIN

DIRECTOR OF BROADCASTING

Frank Albin is entering his 17th season as Sharks director of broadcasting. Albin serves as telecast director for the Sharks 77-game television package on Comcast SportsNet California. Known around the National Hockey League for his hockey-first approach, his productions have been well received by Bay Area and national audiences.

Albin also serves as the broadcast liaison between the Sharks, Comcast SportsNet California, visiting broadcasters and the NHL.

A 28-year veteran of live sports broadcasting, Albin spent nine years at PASS Sports in Detroit, where he worked on a wide variety of sports programming. From 1988-94, he produced and directed Detroit Red Wings telecasts, as well as the syndicated "Central Collegiate Hockey Association (CCHA) Game of the Week."

From 1995 until joining the Sharks in 1997, Albin spent three seasons with Major League Baseball's Detroit Tigers, producing and directing broadcasts for their state-wide television network.

A graduate of Michigan State University and a native of Detroit, Albin has won multiple regional Emmy Awards for directing, game producing and feature producing, including one for Sharks coverage on Comcast SportsNet California in 2008.



RANDY HAHN

TELEVISION PLAY-BY-PLAY BROADCASTER

Experienced broadcaster Randy Hahn provides Bay Area hockey fans with all the play-by-play action for Sharks games on Comcast SportsNet California. Hahn, who enters his 21st full season with the club, served in the same capacity on selected telecasts during San Jose's first two seasons (1991-93).

Hahn, who called his 1,000th National Hockey League game on Dec. 5, 2009 against Calgary, has captured five Northern California Emmy Awards in the "On Camera Talent Play-by-Play" category.

Hahn and broadcast partner Drew Remenda were featured as the primary play-by-play and color voices on the hockey video game, NHL 2K11.

Hahn has more than 30 years of sports broadcast experience, including a unique first assignment when he was just 16 years old – calling the "paw-by-paw" action of a dog sled race in the Yukon Territory in 1974. He continues to be a versatile broadcaster, having done play-by-play on television and radio, anchoring radio sports shows and serving as television studio host for various sports programs. Hahn became the interim co-host of San Francisco CBS-5's "Evening Magazine" in February 2005, working alongside popular Bay Area personality Malou Nubla.

A native of Edmonton, Alberta, Hahn's other hockey broadcast experience came as studio host of Los Angeles Kings games on the Prime Ticket cable network before joining the Sharks. Early in his career, he was a member of the radio broadcast teams of both the Vancouver Canucks and Edmonton Oilers, in addition to performing various broadcast roles in those cities.

Hahn is also an experienced soccer announcer. He called matches on ABC and ESPN during the 1994 World Cup. From 1982-92, he was the play-by-play voice of the North American and Major Indoor Soccer League's San Diego Sockers. Hahn also announced the 1990 World Cup, the 1991 Women's World Cup and has called the action for USA National Team soccer games on SportsChannel and for Major League Soccer's Kansas City Wizards.

From 1991-94, Hahn was a studio anchor for SportsChannel Chicago's nightly highlight show and worked on broadcasts for collegiate basketball, baseball, volleyball and gymnastics. Hahn has been a play-by-play broadcaster for Arena Football League games on FSN.

In 1990, as a resident of San Jose, Hahn was instrumental in helping bring a NHL franchise to the Bay Area, serving as vice president of Pro Hockey San Jose – a grassroots, non-profit corporation formed for the purpose of attracting an NHL franchise to the new multi-purpose venue being built in downtown San Jose.

Hahn is actively involved in charity work in the Bay Area, especially with The American Cancer Society Silicon Valley, The First Tee of Tri Valley program and the Have a Ball Foundation.



DREW REMENDA

TELEVISION COLOR ANALYST

Drew Remenda returns for his 13th season as the team's television color analyst, joining Television Play-by-Play Broadcaster Randy Hahn for Sharks telecasts on Comcast SportsNet California.

Remenda, a four-time Northern California Emmy Award winner, also serves as the host of "SharkByte," Comcast SportsNet California's popular magazine-style show dedicated to

Sharks hockey on-and-off the ice.

Remenda returned to the Sharks family in 2007 after spending the 2006-07 season as an analyst for the Canadian Broadcast Company's (CBC) celebrated "Hockey Night in Canada" program, which followed six seasons as the Sharks television color analyst.

Previously, Remenda spent three seasons working with Dan Rusanowsky as radio color commentator on 98.5 KFOX and the Sharks Radio Network.

Drawing upon his extensive network of hockey contacts and his background as an assistant coach, Remenda skillfully provides in-game analysis, insightful information and anecdotes.

From 2006 thru 2012, the Saskatoon, Saskatchewan native served as the host of "Sportsnight," a staple on 650 CKOM Radio in Saskatoon and on 980 CJME in Regina.

Remenda and broadcast partner Randy Hahn were featured as the primary play-by-play and color voices on the hockey video game, NHL 2K11.

A Sharks assistant coach from 1991-95, Remenda also served as associate coach for the Kansas City Blades of the International Hockey League, then the Sharks top developmental affiliate, in 1995-96. Before joining the Sharks organization, he served as the video coordinator for Hockey Canada, where he provided support for Canada's National Team and the Canadian Amateur Hockey Association. Remenda's vast hockey background also includes a stint as assistant coach at the University of Calgary from 1988-90 and coaching at the amateur level since 1983.



DAN RUSANOWSKY

RADIO PLAY-BY-PLAY BROADCASTER

Veteran Radio Play-by-Play Announcer Dan Rusanowsky returns for his 23rd consecutive season as the "Voice of the Sharks" on Classic Rock KFOX 98.5/102.1 FM and the Sharks Radio Network.

A 34-year veteran of hockey broadcasting at all levels, Rusanowsky is one of the club's most recognizable figures, both on-and-off the ice. He's responsible for producing all radio broadcasts, directs and administers the multi-station Sharks Radio Network (which provides coverage of all games for hockey fans in Northern California and parts of Nevada and Oregon) and oversees the relationship with flagship station KFOX 98.5/102.1 FM. A versatile performer, he also contributes to Sharks Magazine, the team's official game program, and sjsharks.com with regularly featured columns and broadcast reports. He appears regularly on KFOX and on the flagship's sister station, 95.7 "The Game," to talk about the Sharks and the NHL.

An active, year-round member of the Bay Area broadcasting community, Rusanowsky is one of a select few play-by-play announcers who have been tapped by NHL Radio to announce the "Game of the Week" on the Westwood One Radio Network. He was on the broadcast team for NHL Radio's production of the 1997 NHL All-Star Game in San Jose and has presented feature work on the League's network broadcasts.

Born in Milford, Conn., Rusanowsky's resume also includes television play-by-play work. A motor racing enthusiast, he currently appears on Comcast SportsNet Bay Area's "Race Week" program. He has joined the Indianapolis Motor Speedway Radio Network's broadcast for live coverage of the Indy Grand Prix of Sonoma since 2011. He was a member of the San Jose Grand Prix's closed circuit track telecast team, covering Champ Car, Toyota Atlantic, Trans-Am, U.S. Touring Car, Historic Stock Car and Formula D action in front of more than 150,000 fans per year from 2005-07. He has called the action on Comcast SportsNet Bay Area's coverage of Roller Hockey International telecasts, including the Oakland Skates and the 1995 Murphy Cup Champion San Jose Rhinos. He was also the TV voice of the now-defunct Continental Indoor Soccer League's San Jose Grizzlies and worked the "CISL Game of the Week" for Prime Network. He also makes regular appearances on Sharks television features.

Rusanowsky has provided the play-by-play call on several San Jose Earthquakes (MLS) radio broadcasts and A-League "digicasts." He has served as a guest host on 95.7 FM "The Game", KNBR 680 and 1050 AM, as well as the nationally syndicated "Sports Byline USA/Sports Overnight America" programs. He has brought his voice to radio and television commercials, Atari video games, feature films and corporate video programs over the years. He also hosted "Dan's Dugout" on Oakland Athletics radio broadcasts in 1993. He ventured back into the baseball world in the summer of 2005 with "Dan's Diamond Notes," a regular weekly segment which aired during KFOX's top-rated morning program. Rusanowsky was injured in a serious automobile accident on Nov. 25, 2000, ending a continuous broadcast streak of Sharks regular season and playoff games at 774 (he has been behind the microphone for all 174 playoff games in Sharks history). Rusanowsky called his 1,600th Sharks regular season game on February 28, 2013 vs. Detroit.

Along with his broadcasting duties, Rusanowsky makes numerous public speaking appearances in the community. He serves on the executive board of the Silicon Valley Monterey Bay, Boy Scouts of America and serves on the advisory boards for the Boys and Girls Clubs of Silicon Valley and Services for Brain Injury. During his years as co-chair of the annual Ultimate Fantasy Hockey Playoffs Draft (thru 2010), more than \$450,000 was raised to benefit the Foundation Fighting Blindness. He also works with many other community organizations and is an active member of the NHL Broadcaster's Association.

Before arriving in the Bay Area, Rusanowsky provided the radio play-by-play call for the American Hockey League's New Haven Nighthawks (1986-91) and was the voice of St. Lawrence University's NCAA Division I hockey program from 1979-86. He received a bachelor's degree at St. Lawrence and subsequently earned his M.B.A. at Clarkson University.

In July 2013, Rusanowsky was inducted into the Bay Area Radio Hall of Fame in the sports category.



KFOX.COM



SJSHARKS.COM





JAMIE BAKER

RADIO COLOR ANALYST

Former Sharks forward and NHL veteran Jamie Baker returns to the airwaves for his ninth season of providing color analysis on the Sharks Radio Network. Baker accentuates Dan Rusanowsky's play-by-play calls in explaining the finer details of the game, drawing from his experience as an ex-National Hockey League player.

Baker also serves as a co-host of Comcast SportsNet California's "Pregame Live" and "Postgame Live" programs which air on most Sharks home game nights.

Baker's high-energy personality, enthusiasm and excellent knowledge of the NHL have greatly enhanced Sharks radio broadcasts and his dedication to grassroots marketing have helped expand the ever-growing youth hockey population in the Bay Area.

Known for his speed, grit and tenacity as a player, Baker was always at his best when the game was on the line.

Following an outstanding college career at St. Lawrence University, Baker went on to play in parts of 10 NHL seasons, including three with the Sharks (1993-96). In 404 games with Quebec, Ottawa, San Jose and Toronto, he tallied 150 points (71 goals, 79 assists). Baker also appeared in 25 Stanley Cup Playoff games with the Sharks, posting nine points (five goals, four assists) and 42 penalty minutes.

Baker is still recognized for scoring what has been called the biggest goal in Sharks franchise history. As a member of the 1993-94 Sharks, a team just one year removed from an NHL-record 71 losses, the team posted the largest turnaround in NHL history the following season. The team improved by 58 points and earned a berth in the Stanley Cup Playoffs. As the No. 8 seed, San Jose drew the Presidents' Trophy-winning Detroit Red Wings. Baker scored the game-winning, series-clinching goal in Game 7 against Chris Osgood, allowing the Sharks to become the first eighth-seeded NHL team to defeat a No. 1 seed. The victory is also viewed by many as the "flash point" for turning San Jose into a hockey-passionate city.



SHARKS MAIN BROADCASTERS THROUGH THE YEARS

Jamie Baker (radio color analyst, 2005-present)

Chris Collins (radio color analyst, 1993-97)

Randy Hahn (television play-by-play, 1993-present)

Dennis Hull (radio and television color analyst, 1991-92)

Steve Konroyd (television color analyst, 1997-00)

Marty McSorley (television color analyst, 2006-07)

Drew Remenda (radio color analyst, 1997-00; television color analyst, 2000-06 and 2007-present)

Dan Rusanowsky (radio play-by-play, 1991-present)

Joe Starkey (television play-by-play, 1991-93)

Pete Stemkowski (television color analyst, 1993-97; radio color analyst, 2000-04)



MEDIA INFORMATION

SHARKS MEDIA RESOURCES WEB PAGE: The Sharks media relations department has created a media resources web page where media can find team press releases, game notes, updated statistics and other pertinent team information. Log-in info for the website is below.

The website also includes links to everything you might need during your visit to San Jose including our team media guide, schedule, team/player stats, directions, parking, taxi information and dining options for the San Jose area.

www.sjsharks.com/media

LOG-IN INFO:

e-mail: media@sjsharks.com

Passcode: **sharks1991**

ACCESS: The San Jose Sharks organization and Media Relations Department strive to make its players, coaches, management and other personnel available in a timely and responsible fashion to all accredited members of the media.

NON-GAME DAY PRACTICE LOCATIONS:

On non-game days, the Sharks almost exclusively practice at Sharks Ice at San Jose, located at 1500 S. 10th Street (at the intersection of Alma). The Sharks skate on the facility's South Rink. The South Rink has a media workroom accessible via the staircase at the top of the bleachers.

Visiting teams may skate at Sharks Ice at San Jose or at SAP Center, depending on the availability of SAP Center. Visiting team typically practice on the North or East rink when skating at Sharks Ice.

Unless notified otherwise, *ALL* morning skates take place at SAP Center.

INTERNET ACCESS:

SAP CENTER AT SAN JOSE: Our press box and press room have complimentary AT&T wireless and hardwired Ethernet high-speed Internet ports (for hardwire access, use Ethernet chords in press box, orange-colored ports in the press room). For wireless access, simply choose the attwifi network, agree to the terms and you should be on-line. There is no password needed for this network. If you have any problems gaining access to the Internet, please let us know.

SHARKS ICE AT SAN JOSE: Use the icequest wireless network and the passcode of "stanleys." In the Sharks media work room at Sharks Ice, there are also hard-wired Ethernet cables for Internet access.

MEDIA ENTRANCE: The media entrance to SAP Center is through the 24-hour Security Entrance, located at the rear of SAP Center, next to but not in the gated loading ramp.

CREDENTIALS: Credentials will be delivered to the visiting team's media relations representative upon their arrival at SAP Center or can be picked up directly by visiting the San Jose locker room following the Sharks morning skate. In the event your team is playing back-to-back games, we will leave your passes at the media entrance (24-hour Security Entrance).

PARKING: Anyone requesting parking privileges should contact Scott Emmert at semmert@sharkssports.net. Media parking is in Lots A, B & C which are behind SAP Center. Once confirmed that you have been added to the SAP Center media parking list, just give your name to the gate attendant at either the Santa Clara Street or Julian Avenue entrances.

GAME NOTES/STATISTICS/NEWS CLIPPINGS: The Sharks Media Relations department will provide hard copy, up-to-date Game Notes, NHL statistics and press clippings at the morning skate. *However, in an effort to reduce the amount of paper waste, we will only be printing a very limited number of hard copies at game time. All of these reports can be found electronically in PDF format on the Sharks Media Resources web page. In the event you absolutely need a hard copy during the game, please let one of us know and we will get them delivered to you.*

MORNING SKATE MEDIA ACCESS: The Sharks, on most mornings, will go on the ice between 10:15 and 10:30 a.m. and typically skate no longer than 15-20 minutes. If there are specific players you need to speak with, we ask that you arrive at the Sharks dressing room no later than 10:15 a.m. so that we can ensure they are available in the event the team has an optional skate.

The Sharks dressing room will open after the first player leaves the ice from the morning skate. Sharks Head Coach Todd McLellan will address the media following all player access, in front of the SAP banner outside the Sharks dressing room.

PRE-GAME/IN-GAME TELEVISION INTERVIEW REQUESTS: If you need to request a Sharks pre-tape or intermission interview, we ask that you please let us know by the conclusion of the Sharks morning skate so that we can ensure the availability of your guest. Your requests can be made in person at SAP Center or through Ben Guerrero at buguerrero@sharkssports.net

PREGAME MEDIA ACCESS: Sharks players and coaches may be made available to credentialed members of the media two-and-a-half hours before game time. For example, pregame media access for a 7:30 p.m. home game would likely be at 5 p.m. Media members who wish to utilize this media access window **MUST** contact the Sharks Media Relations Department in advance with their interview requests.

POST-GAME MEDIA ACCESS: The Sharks dressing room will open approximately 10 minutes following the conclusion of the game. To reach the Sharks dressing room, proceed down the North elevator to the 1st floor. Upon exiting, walk down the hallway and turn right down the main corridor. Follow that corridor to the main entrance to the Sharks dressing room (large wooden door).

To access the visitor's dressing room, proceed down the North elevator to the 1st floor. Upon exiting, walk down the hallway and turn left. A SAP Center staff member will provide direction to on how to reach the visitor's dressing room entrance.

OFFICIALS ROOM: The officials' locker room is off-limits to the media. Should a comment or interpretation from the game's referee or NHL supervisor be needed, contact a member of the Sharks Media Relations Department and a pool reporter may be assigned.

PHOTOGRAPHERS: Only those photographers on assignment from a recognized, approved media outlet will be allowed access to designated photography locations at rink level and in overhead positions. Priority will be given to local dailies, wire service photographers and local TV crews (for non-televised games) and one ice-level photography position will be reserved for Sharks team photographers. Additional photography positions are determined on a priority basis as determined by the Sharks Media Relations director. In cases of increased photographer (i.e. playoffs) attendance, positions will be assigned by the Sharks Media Relations Department. In all cases, photographers should check in with a media relations representative in the press room before game time. Because of very limited photography locations and NHL Images regulations, it is not possible to accommodate freelance photographers.

PRE-GAME MEAL: For a \$10 fee, a media meal will be served in the Press Room beginning 2 ½ hours prior to game time. The Press Room is located on the North side of SAP Center on Level 1, near the hallway to the visitor's dressing room. Dining room usage is limited to those presenting valid Sharks or NHL Team Management passes. It is impossible to accommodate family members, friends, guests or others. Any abuse of dining room privileges may cause forfeiture of a media pass. Limited refreshments are also available during intermissions as well as in the press box during games.

PRESS BOX/BROADCAST LOCATIONS: The press box and broadcast locations at SAP Center can be accessed by taking the North elevator (just outside the Press Room). Take the elevator to the 4th floor. Upon exiting, make an immediate left u-turn thru the white double doors. Open the single door on the right and proceed up two short flights of stairs, where you will enter the press box. Media seating charts will be posted in the press box.

TELEPHONE SERVICE: A limited number of telephones are available for media use in the press box. To get an outside line, dial "9."

TV VIEWING/GAME REPLAYS: A high-definition television should be viewable from any seat in the press box. HD TV's are also available to monitor the game in the Press Room should media choose to work there in the 3rd period. Anyone wishing to view a replay of an event during the game should visit the Sharks media relations staff at center ice in the press box.

POST-GAME INFORMATION: Following the game, final copies of the "Game" and "Event Summary" will be made available in the main press box and Press Room. We will also send you via e-mail our "Quick Notes" document recapping key details/notes from the game, along with quotes from home and visiting team players and coaches. Requests to be added to this email list can be made in person at SAP Center or through Jason Plank at jplank@sharkssports.net

If you have any questions or need further assistance, please don't hesitate to contact us.

Thanks and we look forward to working with you!



WORCESTER SHARKS



2013-2014 MEDIA GUIDE



WORCESTER SHARKS 2013-14 SCHEDULE



OCTOBER 2013

SUN	MON	TUE	WED	THU	FRI	SAT
		1	2	3	4	5
6	7	8	9	10	11	12
13	14	15	16	17	18	19
20	21	22	23	24	25	26
27	28	29	30	31		

JANUARY 2014

SUN	MON	TUE	WED	THU	FRI	SAT
			1	2	3	4
					PRO 7:05PM	HFD 7PM
5	6	7	8	9	10	11
12	13	14	15	16	17	18
19	20	21	22	23	24	25
26	27	28	29	30	31	

NOVEMBER 2013

SUN	MON	TUE	WED	THU	FRI	SAT
					1	2
					7:30PM	7PM
					POR 7PM	STJ 6PM
10	11	12	13	14	15	16
17	18	19	20	21	22	23
24	25	26	27	28	29	30

FEBRUARY 2014

SUN	MON	TUE	WED	THU	FRI	SAT
						1
						7PM
						STJ 6PM
9	10	11	12	13	14	15
16	17	18	19	20	21	22
23	24	25	26	27	28	

DECEMBER 2013

SUN	MON	TUE	WED	THU	FRI	SAT
1	2	3	4	5	6	7
8	9	10	11	12	13	14
15	16	17	18	19	20	21
22	23	24	25	26	27	28
29	30	31				

MARCH 2014

SUN	MON	TUE	WED	THU	FRI	SAT
						1
						BRI 7PM
					PRO 7:05PM	7PM
					PRO 7:05PM	BRI 7PM
					PRO 7:05PM	BRI 7PM
					PRO 7:05PM	BRI 7PM

AHL TEAMS

	ADK	Adirondack Phantoms
	ALB	Albany Devils
	BNG	Binghamton Senators
	BRI	Bridgeport Sound Tigers
	HFD	Hartford Wolf Pack
	HER	Hershey Bears
	MCH	Manchester Monarchs
	NOR	Norfolk Admirals
	POR	Portland Pirates
	PRO	Providence Bruins
	SPR	Springfield Falcons
	STJ	St. John's IceCaps
	WBS	Wilkes-Barre/Scranton Penguins

APRIL 2014

SUN	MON	TUE	WED	THU	FRI	SAT

HOME GAME AWAY GAME

HOME GAMES TELEVIEWED ON CHARTER TV3

ALL 76 GAMES BROADCAST LIVE ON WTAG.

ALL GAMES WEBCAST AT SHARKSAHL.COM

All dates and times subject to change. All times are Eastern Time Zone.

SHARKSAHL.COM 508.929.0500

WORCESTER SHARKS FRONT OFFICE



DCU Center
Worcester, MA 01608
508-929-0500
508-929-0517 (fax)
SharksAHL.com
Facebook.com/WorcesterSharks
Twitter: @WorcesterSharks

General Manager and Alternate Governor	Joe Will
Head Coach	Roy Sommer
Associate Coach	David Cuniff
Video Coaching Assistant	Charlie Townsend
Head Athletic Trainer	Matt White
Head Equipment Manager	Chris Davidson-Adams
Assistant Equipment Manager	Mike Blomgren
Strength & Conditioning Assistant	Ken Hetzel
Vice President and Alternate Governor	Jon Gustafson
Sr. Director of Sales and Marketing	Suzanne DeGeorge
Sr. Director of Business and Community Development	Michael Myers
Director of Public Relations & Broadcasting	Eric Lindquist
Merchandise Manager	David Gwozdz
Finance and Ticket Operations Manager	Kristen Mansur
Corporate Sales Account Executive	Mike Murtha
Corporate and Ticket Sales Account Executive	Kristyn Galante
Account Executives	Erin Croce, Sean West, Peter Kelly, Andrew Nawn
Ticket Service Specialist	Amanda Perkins
Community Development Coordinator	Brett Sawin
Marketing and Operations Coordinator	Keith Burkinshaw



JON GUSTAFSON

VICE PRESIDENT, SHARKS ICE & WORCESTER SHARKS

Jon Gustafson enters his first season as vice president with Sharks Sports & Entertainment (SSE).

In his new role, Gustafson oversees all business operations for the Worcester Sharks of the American Hockey League, including ticket sales, marketing, corporate partnerships, and public and community relations.

He is also responsible for overseeing all areas of operation for the Sharks Ice family of ice rinks, including Sharks Ice at San Jose, Sharks Ice at Fremont and the Oakland Ice Center, operated by Sharks Ice.

In addition, he is responsible for the merchandise operations for all of SSE's properties, including the San Jose Sharks, Worcester Sharks and Sharks Ice facilities.

Since 2000, Gustafson, 44, has served as general manager of the family of Sharks Ice rinks. Under his leadership, the operation has grown from one facility with two ice sheets to three facilities with seven ice sheets and increased revenues ten-fold. In June, the Jr. Sharks youth ice hockey program, which was founded by Gustafson and operates out of Sharks Ice, was named as a USA Hockey Model Program, one of only four programs in the U.S. to receive the honor.

Gustafson, who serves on the Board of Directors for USA Hockey and the International Ice Skating Institute, works closely with organizations such as USA Hockey, USHL, NAHL, ISI, USF to bring national and world hockey events to San Jose. In March, Sharks Ice hosted the 2013 USA Hockey Girls and Women's National Championships, the latest in a long line of national events to select the facility as the home for their events. In 2009, Gustafson was named the International Ice Skating Institute's "Facility Operator of the Year."

From 1996-1999, Gustafson served as the general manager and vice president of operations for the San Jose Rhinos of Roller Hockey International (RHI). The team, which played their home games at SAP Center at San Jose, won the Murphy Cup as league champions in 1995 and Gustafson was named RHI "Executive of the Year" in 1999.

A former goaltender, Gustafson spent five seasons playing with various teams in the AHL, ECHL, CHL, WCHL and IHL. On April 15, 1992, he dressed as the back-up goaltender to Grant Fuhr for the Toronto Maple Leafs at Maple Leaf Gardens in a 4-2 win over the New York Rangers. The Fort Frances, Ontario native also played collegiately for four seasons at Colorado College.



WORCESTER HEAD COACH



ROY SOMMER

HEAD COACH

Worcester Sharks Head Coach Roy Sommer, who plays a major role in developing players for the San Jose Sharks, is currently the longest-tenured coach in the American Hockey League.

The Oakland native returns for his 16th season behind the bench of San Jose's top development affiliate and his 18th season overall with the Sharks organization. In his 15 seasons as head coach, Sommer has compiled a 540-500-48-52 (W-L-T-OTL-SOL) record in the regular season and has reached the postseason seven times, including reaching the Atlantic Division Finals in two of the last five seasons.

San Jose dressed 19 players during the 2012-13 season that developed under Sommer's tutelage. In fact, 28 players have made their NHL debuts with the Sharks over the last seven seasons -- including Justin Braun, Andrew Desjardins, Matt Tennyson, Alex Stalock, and Tommy Wingels.

In 2011-12, Roy became just the 4th head coach in AHL history to reach the 500 wins plateau after a 3-2 shootout victory at Hershey on February 11, 2012.

In 2010-11, Sommer became just the 4th head coach in AHL history to reach the 1,000 games plateau after a 3-1 victory at Springfield on January 14, 2011 and seven players made their NHL debut with the San Jose Sharks.

In 2009-10, Sommer led Worcester to a franchise record 49 wins and captured the regular season Atlantic Division title. He won his 400th game as an AHL head coach after a 4-1 victory over Springfield at the DCU Center on Nov. 1, 2009. Entering 2013-14, Sommer's 540 wins ranks fourth all-time among AHL head coaches.

As head coach for San Jose's top development team, Sommer has coached more than 80 players who've spent time in the National Hockey League, including forward Logan Couture, who was named 2010-11 PlayStation "Sharks Rookie of the Year."

Sommer, 55, began coaching San Jose's top development affiliates in 1998-99 with the AHL's Kentucky Thoroughblades. He coached the T-Blades for three seasons before San Jose relocated their AHL team to Cleveland. In his first season with Kentucky, the Thoroughblades registered franchise records for most regular season wins (44), most road wins (21) and total points (98) in a season while posting the AHL's fifth-best record. This success came despite having 17 players promoted to the NHL during the season.

From 1999-2001, Sommer's club went 84-50-21-5 to capture two consecutive Mid-Atlantic Division titles and went to the Calder Cup Playoffs each season. Sommer's success was recognized during the 1999-00 season with his selection as the head coach for the Canadian All-Star Team, where his squad toppled PlanetUSA, 8-3.

Before being named head coach of the Thoroughblades in 1998, Sommer spent two seasons (1996-98) as an assistant coach with the San Jose Sharks.

With San Jose, Sommer was responsible for pre-scouting upcoming opponents for their offensive and defensive tendencies, line combinations and special teams tactics. In addition, he assisted in running practices and provided special on-ice extended workouts with scratched players and those rehabilitating injuries.

Before Sommer joined San Jose, he was head coach of the ECHL's Richmond Renegades from 1991-96 and was named 1995-96 Coach of the Year after leading his team to a league best 46-11-13 mark and a league record 105 points in capturing the Brabham Cup (best regular season record). Sommer led the Renegades to the Riley Cup (league championship) in 1994-95 after posting a 41-20-7 regular season record. In addition, he served as head coach of the ECHL's East All-Star Team in 1994-95 and the North All-Star Team in 1995-96.

Sommer's additional ice hockey coaching experience includes assistant coaching stints with the Albany Choppers and Muskegon Lumberjacks of the International Hockey League and working with USA Hockey as an assistant coach at several evaluation camps for 16- and 17-year-old players.

In 1998, he served as head coach and general manager for the silver-medal winning Team USA (4-1-0 record) at the International Ice Hockey Federation In-Line Hockey World Championships in Anaheim. Sommer's squads won gold medals in each of the first two tournaments (1996 in St. Paul, Minn. and 1997 in Anaheim) and posted undefeated records each year. His three-year coaching mark at this prestigious tournament stands at 17-1-0.

ALL-TIME AMERICAN HOCKEY LEAGUE COACHING WINS

1. Fred "Bun" Cook	1937-56	19 seasons	1,171 GP	636 WINS
2. Frank Mathers	1956-85	18 seasons	1,256 GP	610 WINS
3. John Paddock	1981-2009	16 seasons	1,125 GP	589 WINS
4. Roy Sommer	1998-current	15 seasons	1,192 GP	540 WINS



The former Bay Area youth hockey player coached Roller Hockey International's San Jose Rhinos for three seasons (1994-96), including capturing the Murphy Cup (league championship) in 1995. In addition, Sommer served as head coach for RHI's 1996 Western Conference All-Star Team.

Before stepping behind the bench, Sommer played nine seasons of professional ice hockey. A sixth round selection by the Toronto Maple Leafs in 1977, Sommer played in the Leafs system as well as those of the St. Louis Blues, Edmonton Oilers, New Jersey Devils and Pittsburgh Penguins. The highlight of Sommer's NHL career came during the 1980-81 season when, as a teammate of Wayne Gretzky, Sommer scored a goal in his NHL debut with the Edmonton Oilers.

Sommer was captain of the Wichita Wind from 1980-83 and again with Muskegon in 1986-87. Sommer, who played left wing and center, was a member of the AHL Calder Cup Champion Maine Mariners in 1983-84 and helped lead Muskegon to the 1985-86 IHL title (Turner Cup). He played his junior hockey for the Spruce Grove Mets, which won the 1975 Centennial Cup, and for the Calgary Centennials. Sommer was a member of the United States National Team at the World Junior Championships in 1976-77.

Sommer resides in Shrewsbury, Mass. with his wife Melissa and their three children: Marley, Castan and Kira.

IT'S A SMALL WORLD

Worcester Sharks Associate Coach Dave Cunliff was a participant in Worcester Head Coach Roy Sommer's first American Hockey League coaching win. On Oct. 17, 1998, Kentucky defeated Albany, 6-4, at Rupp Arena in Lexington, Ky. One of the Albany players who recorded an assist on one of their four goals was Cunliff. Since 2001-02 with the Cleveland Barons, Cunliff has been Sommer's assistant coach. In fact, Cunliff has been on the bench for 71 percent (386) of Sommer's 540 wins.

WORCESTER HOCKEY OPERATIONS



DAVID CUNNIFF

ASSOCIATE COACH

David Cunniff returns for his 12th season, his second as associate coach for San Jose's top affiliate, the Worcester Sharks. Cunniff has played an integral role in assisting Head Coach Roy Sommer in all coaching duties including video breakdown, player assessment and scouting.

Cunniff's coaching efforts are primarily focused on the defensive end. His presence was pivotal in the rapid development of several defensemen including Jason Demers, Justin Braun, Matt Irwin, and Matt Tennyson. With a focus on player development, Cunniff assists in the annual Sharks Summer Development Camp and the Sharks Rookie Tournament.

For the past 11 seasons, Cunniff has been an instructor at the San Jose Sharks Summer Hockey School. By doing so, he shared his expertise with more than 1,000 campers ranging from age six to adult.

In addition, David also created and operates *Cunniff Hockey* which offers hockey camps, private lessons, and video analysis for all age groups and levels of expertise.

The son of the late NHL veteran and U.S. Olympic Team Coach John Cunniff, David played eight seasons of professional hockey in the American and East Coast Hockey Leagues. That stint included playing two seasons under his father with the AHL's Albany River Rats (1998-00). After a one-year hiatus, Cunniff concluded his playing career in 2001-02 with Louisiana and Richmond in the ECHL. In 268 AHL and ECHL games, Cunniff scored 82 points (38 goals and 44 assists) and posted 555 penalty minutes.

The South Boston native played his college hockey at Salem State College and currently resides in Milton, Mass. with his wife Mary-Ann and their two sons, Patrick and David.



MATTHEW WHITE

HEAD ATHLETIC TRAINER

Matthew White enters his 13th season in the American Hockey League, eighth with the Worcester Sharks as head athletic trainer.

A graduate of University of New Hampshire and Boston University, he joined the Sharks after a spending a year at Boston University. Before that, White was the head athletic trainer for the Cincinnati Mighty Ducks (AHL) for five seasons. White has also served as an athletic trainer at the College of Holy Cross in Worcester.

During the offseason, White directs his own strength and conditioning program for junior and high school aged athletes throughout Central Massachusetts at the DCU Center.

White currently lives in Holden, MA with his wife Kim and their four children: Abigail, Eloise, Evelyn, and Adaline.



KEN HETZEL

STRENGTH AND CONDITIONING ASSISTANT

Ken Hetzel enters his third season with the Worcester Sharks as the strength and conditioning assistant.

A graduate of Westfield State College, Ken is currently working on his Master's Degree in Exercise Science at Springfield College where he was previously an assistant strength and conditioning coach for their athletic program. This past summer, Hetzel was the director of off-season strength and conditioning for the Potomac Patriots (EJHL South).

The 31-year-old Rockaway Beach, NY native has over seven years of experience and has served as an intern strength and conditioning coach to the San Jose Sharks where he assisted with the off-season training of Sharks players. His previous experience also includes time with Major League Strength and he was on the New York Mets strength and conditioning staff for over three years.



WORCESTER HOCKEY OPERATIONS



CHRIS DAVIDSON-ADAMS

HEAD EQUIPMENT MANAGER

Chris Davidson-Adams enters his fourth season with the Worcester Sharks as head equipment manager after spending the previous four seasons as the assistant equipment manager for the National Hockey League's Dallas Stars.

Now in his 14th professional hockey season, Davidson-Adams has previously worked for the Muskegon Fury (International Hockey League), Grand Rapids Griffins (American Hockey League) and the Houston Aeros (AHL). He was named assistant equipment manager for the 2007 NHL All-Star Game and head equipment manager for the 2003 United Hockey League All-Star Game.

Davidson-Adams, a 33-year-old native of Grandville, Mich., was with Muskegon when they won the Colonial Cup in 2004 and 2005. He resides in Worcester.



MICHAEL BLOMGREN

ASSISTANT EQUIPMENT MANAGER

Michael Blomgren enters his third season as the Worcester Sharks assistant equipment manager after spending the previous four seasons as a member of the Sharks Ice Crew and as a locker room attendant.

During the off-season, the Auburn, MA native is the crew leader for JBS Landscaping and Tree Service in Leicester.

Blomgren, 24, received his bachelor's degree at Anna Maria College in Criminal Justice and currently resides in Auburn.



WORCESTER SHARKS MEDICAL TEAM

SAINT VINCENT HOSPITAL



Jason E. Simon, MD

Team Doctor

Dr. Simon is a team physician for the Worcester Sharks. In his orthopedic practice, Dr. Simon sees a lot of sports injuries, from high school athletes to those who just enjoy playing sports on the weekend.

Dr. Simon has been practicing orthopedics for four years. He has worked with the Boston University's men's hockey team and the UMASS Boston men's hockey team.



Todd Malvey, DO

Team Doctor

Dr. Malvey is a team physician for the Worcester Sharks. He is a family medicine physician at Saint Vincent Hospital and also specializes in sports medicine with a special interest in concussions.

Dr. Malvey has been practicing medicine for eight years.



William B. Balcom, MD

Team Advisor

Dr. Balcom is an orthopedic surgeon and the Medical Director of the Saint Vincent Hospital Center for Musculoskeletal Services. Dr. Balcom is also the lead team physician for the Worcester Sharks.

With over 15 years of orthopedic surgery experience, Dr. Balcom has also been on the medical staff of the New York Yankees and the San Francisco Giants.



Saint Vincent Hospital

CENTER FOR MUSCULOSKELETAL SERVICES



RADIO / TV



ERIC LINDQUIST

DIRECTOR OF PUBLIC RELATIONS AND BROADCASTING
VOICE OF THE WORCESTER SHARKS

Eric Lindquist returns for his seventh season as the "Voice of the Sharks" on 580AM and 94.9FM WTAG. This 11-year broadcasting veteran will also direct all team public relations matters, structure the Sharks broadcast deals, and assist in team services.

Lindquist is also the play-by-play announcer for all Sharks games televised on Charter TV-3 and the NHL Network. He called the action for the 2009 AHL All-Star Game in Worcester on Sirius XM Radio and XM Canada.

Before joining the Sharks, Lindquist served as director of media relations and baseball operations and was the voice for the Golden Baseball League's Long Beach Armada. Lindquist joined the Armada after spending one season as the director of media relations and play-by-play announcer for the ECHL's Long Beach Ice Dogs.

Lindquist does have Massachusetts ties. He's a native of North Andover and was the color commentator for the former Lowell Lock Monsters (AHL) and the Lowell Spinners, the single-A affiliate of the Boston Red Sox. He's a graduate of Northeastern University where he called the action for the school's men's hockey and baseball teams for two seasons.

HEAR ALL 76 GAMES ON



WATCH SELECT GAMES ON CHARTER TV3



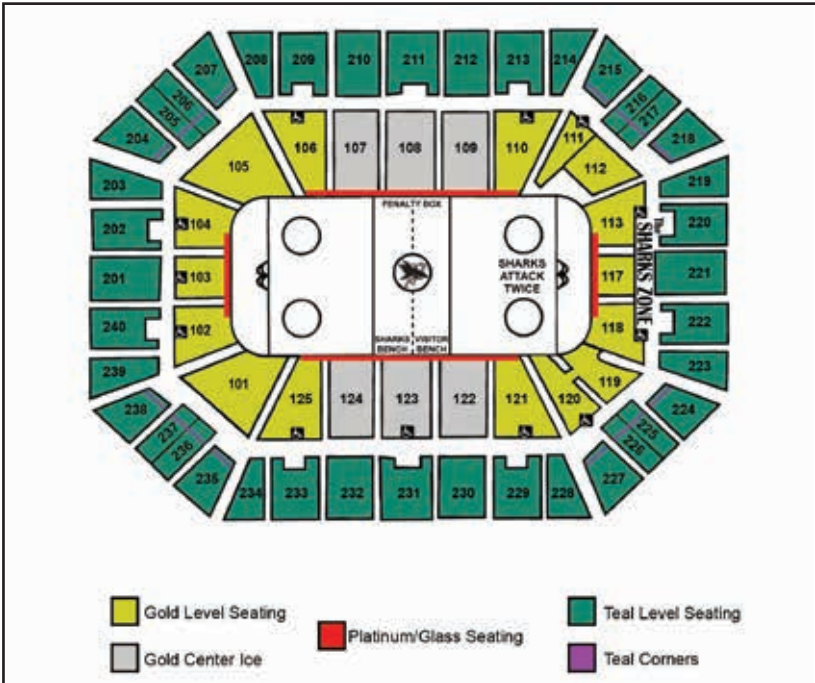
ALL GAMES WEBCAST ON
SHARKSAHL.COM

TICKET INFORMATION/SEATING CHART

2013-14 TICKET PRICES

TICKET PACKAGE	SEASON TICKET PRICE (ADULT/YOUTH & SENIOR)	INDIVIDUAL GAME PRICE (ADULT/YOUTH & SENIOR)
PLATINUM PACK -FULL SEASON, GLASS SEATS	\$728	\$26-\$30
FULL SEASON, GOLD LEVEL, CENTER ICE (SECTIONS 107, 108 & 109, 122, 123 & 124)	\$590/\$440	\$23-\$27/\$13-\$15
FULL SEASON, GOLD LEVEL (SECTIONS 102 - 106, 110-121, 125-128)	\$575/\$440	\$20-\$24/\$13-\$15
FULL SEASON, TEAL LEVEL	\$475/\$400	\$16-\$20/\$13-\$15
FULL SEASON, TEAL LEVEL CORNERS (SELECT ROWS)	\$380	\$10-\$12
40 FLEX PACK GOLD LEVEL	\$590	
40 FLEX PACK TEAL LEVEL	\$490	
20 GAME PICK A PLAN, GOLD LEVEL	\$315/\$225	
20 GAME PICK A PLAN, TEAL LEVEL	\$265/\$205	
12 FLEX GOLD	\$195/\$135	
12 FLEX TEAL	\$159/\$135	

*Pricing includes \$1.00 City of Worcester facility fee. *Pricing subject to change.





IN THE COMMUNITY

The Worcester Sharks raised over \$250,000 for various charitable causes to the central Massachusetts community through Sharks Charities during the 2012-13 season. Some of the highlights included:

Over 1,000 pounds of food were collected in part with the 7th Annual Worcester County Sheriff's Department Food Drive presented by Price Chopper and WTAG, which was donated to the Friendly House of Worcester.

Give "Moore" for the Holidays – Sharks player toy drive. Now in its 5th season, Sharks defenseman Nick Petrecki rallied his teammates to participate by purchasing toys for children from the Rainbow Child Development Center of Worcester. Sharks players treated several families to a hockey game and a total of \$3,000 of toys.

Over \$10,000 was raised for the Cup Crusaders during the 2nd annual PINK in the RINK event held at the Worcester Sharks game on Feb. 2.

6th Annual Hat and Mittens Holiday Skate with the Sharks presented by Price Chopper. The Hat & Mittens Holiday Skate with the Sharks was free and open to the public. All participants were kindly asked to bring a new winter hat, mittens or scarf with them to the event, as all collected items were donated to Community Health Link, Inc. of Worcester.

The Sharks hosted fundraisers throughout the season for several local charitable groups including: Special Olympics Massachusetts, the 15-40 Connection, March of Dimes, the Autism Resource Center of Central Massachusetts, the Salvation Army, Why Me, and many others.

Dozens of local school groups held fundraisers at Sharks games this season and raised money for various programs and activities.

Additionally, Sharks players, staff, FINZ, and the Street Brigade, made over 300 community appearances to schools, hospitals, hockey rinks, and special events throughout central Massachusetts and the greater Worcester area.



COMMUNITY PROGRAMS:

FINZ FIT KIDZ

The FINZ Fit Kidz initiative enters its third season for the Worcester Sharks. The assembly based program brings Sharks players and staff to schools and youth sports organizations throughout Central Massachusetts promoting the importance of exercise and making healthy choices.

READING IS COOL

Reading is Cool presented by The Hanover Insurance Group enters its eighth year in local schools throughout Central Massachusetts. Reading is Cool encourages students to read at least 30 minutes per day and commit to reading on a regular basis. Through the program, Worcester Sharks players and FINZ visit classrooms to read to students and help promote the importance of learning and reading as paths to lifelong achievement. To date, over 20,000 students throughout Central Massachusetts have participated in the Reading is Cool program and the Sharks have made over 200 visits to local schools and organizations. This season, each participant will receive a Reading is Cool booklet and a free ticket voucher to a Sharks home game courtesy of The Hanover Insurance Group.

SKATE WITH THE SHARKS

Four times during the season, the Worcester Sharks visit a local hockey rink to conduct a one-hour practice, followed by a one-hour open skate with players. The Skate with the Sharks is a free program that partners with local youth hockey organizations and open to the public.

WORCESTER SHARKS SUMMER DAYS

The Worcester Sharks remain extremely busy during the offseason with more than 150 community appearances throughout Central Massachusetts. Worcester Sharks Summer Days includes player and mascot appearances, Sharks Street Brigades, and SharkHead Shootout.

DCU CENTER



The SMG-managed DCU Center has a storied history in Central New England as well in the live entertainment and touring music industry. The Arena has helped debut the careers and kicked off many major tours for a variety of successful recording artists and holds many celebrated moments, by fans and artists alike.



After more than 30-years in the business, the DCU Center embarked on a \$23 Million Renovation and Expansion project. Funded by the City of Worcester, construction took place over the course of a five-month period, May 1 – October 1, 2013. Elements of the new design incorporated upgrades to both the interior and exterior of the facility which included a new façade, digital marquee, a landscaped promenade/entrance, redesigned box office pavilion, an expanded concourse, additional restroom facilities, indoor/outdoor sandwich shop and a new concourse-level bar/club area. This was the second phase of major renovations.

During the summer of 2009, the DCU Center underwent the first phase of a multi-year capital improvement project which culminated in \$8.5M of improvements for the start of the Worcester Sharks fourth season. Included in this phase were an electrical service upgrade and the complete replacement of the ice surface. A new ice plant and chillers were replaced; new dasher boards and state-of-the-art seamless glass were installed.

The DCU Center in Worcester, Massachusetts has long been recognized as the gathering place for people to experience the finest in entertainment, sporting events and public functions. Hailed as one of the most successful entertainment and convention facilities in the nation, the DCU Center opened its doors in September 1982 with the legendary Frank Sinatra Inaugural Concert. Since that time, acts of all musical genres have found their way to the arena stage. From rock to rap, country to contemporary, millions of fans from all over the world have come to the DCU Center to see their favorite performers.

The arena features annual appearances of the top family shows including Ringling Bros. and Barnum & Bailey Circus, Disney On Ice and the Harlem Globetrotters, among others. The DCU Center also plays host to a variety of sporting and entertainment events including NCAA Hockey, Holy Cross basketball, Professional bull riding, the MIAA High School Basketball Championships, Monster Trucks and more. In addition, the facility is proud home to the American Hockey League's Worcester Sharks. The Worcester Sharks are owned, operated and affiliated with the San Jose Sharks and host 40 regular season home games.

The facility expanded in 1997 with the opening of an attached state-of-the-art convention center that features panoramic views of downtown Worcester. The complex, described as an architectural gem, added 50,000 square feet of exhibit space, 11 meeting rooms, a 12,144 square foot ballroom (the largest in Central Massachusetts) and a state-of-the-art kitchen. The facility's 100,000-plus square feet of exhibit space is filled by consumer shows, trade shows, conventions, conferences and other public and private functions year-round.

In October 2004, DCU (Digital Federal Credit Union) and the City of Worcester entered into a naming rights partnership to rename the arena and convention center to the DCU Center. DCU is a full-service, not-for-profit financial institution cooperatively owned by and operated for its members. DCU was chartered in October of 1979. Well over 300,000 DCU members have made them one of the fastest growing credit unions in America.

Continuing to provide the best possible experience for the promoter, performer and patron, the DCU Center is owned by the City of Worcester and managed by SMG, the world's leading private management and developing firm for public assembly facilities. Headquartered in Philadelphia, SMG provides management services to more than 200 venues. SMG also offers food and beverage operations through their in-house catering company, SAVOR... Catering by SMG.



2013-14 AMERICAN HOCKEY LEAGUE DIVISIONAL ALIGNMENT

EASTERN CONFERENCE

ATLANTIC DIVISION



Manchester Monarchs (LA)



Portland Pirates (PHX)



Providence Bruins (BOS)



St. John's (WPG)



Worcester Sharks (SJ)

NORTHEAST DIVISION



Adirondack Phantoms (PHI)



Albany Devils (NJ)



Bridgeport Sound Tigers (NYI)



Hartford Wolf Pack (NYR)



Springfield Falcons (CBJ)

EAST DIVISION



Binghamton Senators (OTT)



Hershey Bears (WSH)



Norfolk Admirals (ANA)



Syracuse Crunch (TB)



Wilkes-Barre/Scranton Penguins (PIT)

WESTERN CONFERENCE

NORTH DIVISION



Hamilton Bulldogs (MTL)



Lake Erie Monsters (COL)



Rochester Americans (BUF)



Toronto Marlies (TOR)



Utica Comets (VAN)

MIDWEST DIVISION



Chicago Wolves (VAN)



Grand Rapids Griffins (DET)



Iowa Wild (MIN)



Milwaukee Admirals (NSH)



Rockford IceHogs (CHI)

WEST DIVISION



Abbotsford Heat (CGY)



Charlotte Checkers (CAR)



Oklahoma City Barons (EDM)



San Antonio Rampage (FLA)



Texas Stars (DAL)

2012-13 AHL STANDINGS

EASTERN CONFERENCE

RANK	ATLANTIC DIVISION	GP	W	L	OTL	SOL	PTS	PCT	GF	GA	PIM
1.	y Providence	76	50	21	0	5	105	0.691	222	183	1246
2.	x Portland	76	41	30	3	2	87	0.572	230	233	1567
3.	x Manchester	76	37	32	3	4	81	0.533	219	209	1022
4.	Worcester	76	31	34	4	7	73	0.480	191	228	1533
5.	St. John's	76	32	36	3	5	72	0.474	195	237	1241

RANK	NORTHEAST	GP	W	L	OTL	SOL	PTS	PCT	GF	GA	PIM
1.	y Springfield	76	45	22	5	4	99	0.651	235	186	1248
2.	Connecticut	76	35	32	6	3	79	0.520	213	222	1314
3.	Bridgeport	76	32	32	7	5	76	0.500	218	242	1694
4.	Albany	76	31	32	1	12	75	0.493	193	225	1163
5.	Adirondack	76	31	38	3	4	69	0.454	187	223	1472

RANK	EAST	GP	W	L	OTL	SOL	PTS	PCT	GF	GA	PIM
1.	y Syracuse	76	43	22	6	5	97	0.638	247	201	1612
2.	x Binghamton	76	44	24	1	7	96	0.632	227	188	1409
3.	x W-B/Scranton	76	42	30	2	2	88	0.579	185	178	1590
4.	x Hershey	76	36	31	3	6	81	0.533	204	196	1062
5.	Norfolk	76	37	34	4	1	79	0.520	188	207	1483

WESTERN CONFERENCE

RANK	NORTH	GP	W	L	OTL	SOL	PTS	PCT	GF	GA	PIM
1.	y Toronto	76	43	23	3	7	96	0.632	237	199	1194
2.	x Rochester	76	43	29	3	1	90	0.592	234	209	1093
3.	Lake Erie	76	35	31	3	7	80	0.526	211	220	1400
4.	Abbotsford	76	34	32	4	6	78	0.513	171	198	1070
5.	Hamilton	76	29	41	1	5	64	0.421	159	228	1447

RANK	MIDWEST	GP	W	L	OTL	SOL	PTS	PCT	GF	GA	PIM
1.	y Grand Rapids	76	42	26	4	4	92	0.605	234	205	1219
2.	x Milwaukee	76	41	28	4	3	89	0.586	197	200	1013
3.	Rockford	76	42	31	2	1	87	0.572	246	225	1716
4.	Chicago	76	37	30	5	4	83	0.546	204	207	1090
5.	Peoria	76	33	35	5	3	74	0.487	183	218	1014

RANK	SOUTH	GP	W	L	OTL	SOL	PTS	PCT	GF	GA	PIM
1.	y Texas	76	43	22	5	6	97	0.638	235	201	923
2.	x Charlotte	76	42	26	4	4	92	0.605	226	202	914
3.	x Oklahoma City	76	40	25	2	9	91	0.599	240	228	1091
4.	x Houston	76	40	26	5	5	90	0.592	212	199	1005
5.	San Antonio	76	29	38	2	7	67	0.441	195	241	1163

x = participated in playoffs

y = clinched division title

z = Calder Cup Champions



2012-13 WORCESTER SHARKS REGULAR SEASON STATISTICS

NO.	PLAYER	POS	GP	G	A	PTS	+/-	PIM	PP	PPA	SHG
16	Bracken Kearns	C	66	21	25	46	-2	73	11	6	1
22	Tim Kennedy	C	37	13	24	37	8	14	5	11	0
11	Jon Matsumoto	C	60	14	18	32	-17	30	4	8	0
19	* Daniil Tarasov	RW	43	14	14	28	0	20	4	3	0
5	* Matt Tennyson	D	60	5	22	27	-6	44	3	13	0
12	* Freddie Hamilton	C	76	13	13	26	-9	16	1	2	2
7	John McCarthy	LW	65	9	16	25	-12	12	2	4	0
15	James Sheppard	C	34	8	15	23	0	52	2	5	0
51	Brodie Reid	RW	34	10	11	21	-1	19	1	1	0
17	Tommy Grant (total)	LW	50	10	11	21	3	21	0	0	1
	CT	LW	34	9	9	18	5	15	0	0	0
	WOR	LW	16	1	2	3	-2	6	0	0	1
14	Sena Acolatse	D	50	4	17	21	-7	62	2	7	0
26	James Livingston	RW	67	7	13	20	12	78	0	0	0
8	* Sebastian Stalberg	RW	66	10	8	18	-12	10	5	3	0
37	* Denny Urban	D	36	4	13	17	-11	10	1	9	0
2	Danny Groulx	D	33	4	12	16	4	24	3	5	0
36	Derek Joslin (total)	D	66	4	12	16	-12	47	0	4	0
	CHI	D	53	2	8	10	-7	40	0	1	0
	WOR	D	13	2	4	6	-5	7	0	3	0
44	Adam Comrie	D	24	3	12	15	2	24	2	5	0
20	Matt Irwin	D	35	1	14	15	0	26	0	7	0
18	* Yanni Gourde	LW	54	8	6	14	-11	41	1	1	1
21	* Travis Oleksuk	C	60	3	10	13	-12	12	0	2	0
4	Taylor Doherty	D	40	1	9	10	-2	67	0	0	0
23	Matt Pelech	RW	58	3	4	7	-16	238	0	1	0
25	Marek Viedensky	C	14	4	2	6	4	4	1	0	1
13	Curt Gogol	LW	38	4	2	6	-4	139	0	0	0
28	* Riley Brace	LW	8	3	3	6	1	2	0	0	0
29	Nick Petrecki	D	42	1	5	6	-2	135	0	0	0
17	Peter Sivak	LW	9	4	1	5	-5	4	0	0	0
40	* Matt Nieto	RW	11	2	3	5	-4	0	1	0	0
53	Brandon Mashinter	LW	30	2	3	5	-11	44	1	1	0
38	* Eriah Hayes	RW	7	3	1	4	2	4	1	1	0
24	* Rylan Schwartz	C	7	1	3	4	1	6	0	0	0
15	* Dylan Demelo	D	10	0	4	4	-1	6	0	0	0
27	Mike Brennan	D	28	0	4	4	-5	26	0	0	0
39	* Lane Scheidl	LW	11	1	2	3	0	10	0	0	0
24	*Mike Banwell	D	19	1	2	3	-3	15	0	0	0
28	Patrick Rissmiller	LW	6	0	2	2	-2	2	0	0	0
35	Harri Sateri	G	39	0	2	2	0	0	0	0	0
43	Jimmy Bonneau	LW	26	1	0	1	-3	81	0	0	0
39	* Michael Pelech	C	3	0	1	1	1	2	0	0	0
36	Michael Wilson	D	10	0	1	1	1	10	0	0	0
40	*Mikael Tam	D	19	0	1	1	-6	31	0	0	0
10	Frazer McLaren	LW	26	0	1	1	-5	87	0	0	0
32	Alex Stalock	G	38	0	1	1	0	6	0	0	0
39	* Andy Bohmbach	LW	1	0	0	0	0	0	0	0	0
1	Thomas Greiss	G	1	0	0	0	0	0	0	0	0
44	* Sacha Guimond	D	2	0	0	0	-2	2	0	0	0
33	* Thomas Heemskerk	G	2	0	0	0	0	0	0	0	0
46	* Dane Walters	RW	3	0	0	0	-2	2	0	0	0
45	* William Wrenn	D	3	0	0	0	-1	0	0	0	0
45	* Chris Crane	RW	8	0	0	0	-1	6	0	0	0
BENCH			76	6				24			
TOTALS			76	191	326	511	-146	1533	51	98	6



Alex Stalock led the Worcester Sharks with 17 wins in 2012-13.

NO.	GOALIE	GP	MINS	W	L	SOL	SO	EN	GA	GAA	SOGP	SVS	SV%
33	*Thomas Heemskerk	2	66:59	0	0	0	0	0	2	1.79	0	27	0.931
32	Alex Stalock	38	2280:53	17	16	4	2	5	99	2.60	7	1028	0.912
35	Harri Sateri	39	2201:15	14	21	3	1	4	106	2.89	6	983	0.903
1	Thomas Greiss	1	59:31	0	1	0	0	0	5	5.04	0	22	0.815
	Empty Net		34:04						9				
TOTALS		76	4642:42	31	38	7	3	9	221	2.86	13	2060	0.903

* - rookie



2012-13 IN REVIEW

CLOSE BUT NO CIGAR

The Sharks finished in 4th place in the Atlantic Division with 73 points (31-34-4-7) and missed making the Calder Cup playoffs by eight points.

PACKING THEM IN

The Sharks welcomed their 1,000,000th fan (season ticket holder Peter West) through the DCU Center turnstiles on Oct 28, 2012 and completed the season with nine official sellout crowds of over 5,400 at the DCU Center, including a season high 8,198 on January 26, 2013 in a 4-3 shootout loss to the Bruins. Currently, the Sharks have had 1,156,908 fans attend a regular season game in the seven years in Worcester. (4,192 average in 276 home games).

FROM EAST TO WEST


Worcester had ten different players play at least one game with the San Jose Sharks in 2012-13.

SPREAD THE WEALTH

The Sharks had eight different players score at least ten goals led by Bracken Kearns' 21 lamp lighters.

1-for-1

Riley Brace became just the 7th Worcester Sharks player to score his 1st professional goal in his 1st professional game during the 2012-13 season! Brace joined PavelSKI, Raduns, Lucia, MacIntyre, Gogol, and Stalberg.



Bracken Kearns led Worcester with 21 goals.

INDIVIDUAL PLAYER HIGHLIGHTS:

Daniil Tarasov

21-year-old Daniil Tarasov led all Worcester rookies with 28 points (14-14-28) in just 43 games while becoming the first player born in Russia (Moscow) to suit up for the Worcester Sharks in team history.

Matt Pelech

Forward Matt Pelech set the Worcester Sharks record for most penalty minutes in a single season on March 30, 2013 with a roughing minor. Pelech finished with 238 penalty minutes in 58gp. (Brennan Evans had 211 pims in 2007-08). Pelech has 1,000 penalty minutes in his AHL career (353gp).

Freddie Hamilton

Rookie Freddie Hamilton was the only Sharks player to play in all 76 games during the 2012-13 season. Freddie finished with 26 points (13-13-26) and led the team with four game winning goals.

Alex Stalock

Sharks netminder Alex Stalock has 76 career wins with Worcester, surpassing Thomas Greiss (74-61-6) for the most in franchise history. Stalock is 76-53-10 with the Worcester Sharks... Alex has 42 wins at the DCU Center, 34 wins on the road and has won 12 games vs. the Bruins (most vs. any team).

ALL-TIME ROSTER



NO.	POS	SKATERS	YEARS	GP	G	A	PTS	+/-	PIM
9	C	Tom Cavanagh	2006-09	202	46	92	138	-3	148
15	C	Steve Zalewski	2007-11	210	41	87	128	-13	60
7	LW	John McCarthy	2009-13	229	51	75	126	30	105
22	LW	Lukas Kaspar	2006-09	216	46	79	125	1	148
37	C	Mike Iggulden	2007-08	151	59	64	123	-18	118
21	RW	Graham Mink	2007-08	132	55	63	118	-2	119
20	RW	Riley Armstrong	2006-09	208	59	53	112	13	300
53	LW	Brandon Mashinter	2009-13	236	54	54	108	-23	324
23	RW	Dan DaSilva	2008-11	178	43	64	107	39	160
21	RW	Benn Ferriero	2009-12	121	44	59	103	-17	54
6,25,36	D	Derek Joslin	2006-10,13	214	28	74	102	-12	120
17	C	Ryan Vesce	2008-10	102	38	63	101	7	48
33,22	C	Andrew Desjardins	2008-11	212	39	58	97	47	294
2	D	Patrick Traverse	2006-09	197	20	69	89	-4	94
39,20	D	Matt Irwin	2009-13	181	22	66	88	-16	119
24	LW	T.J. Trevelyan	2009-11	136	47	37	84	-18	47
4,2	D	Danny Groulx	2009-10,12-13	113	18	64	82	21	104
12	LW	Mathieu Darche	2006-07	76	35	45	80	6	72
44	LW	Jamie McGinn	2006-11	116	36	39	75	-3	98
8	D	Mike Moore	2007-12	253	14	58	72	27	365
22	C	Tim Kennedy	2011-13	72	23	45	68	2	40
37	D	Sean Sullivan	2010-12	105	17	42	59	10	53
7	D	Dan Spang	2006-08	125	12	44	56	-10	59
17	RW	Tommy Wingels	2010-12	98	30	24	54	-2	97
37,9	C	Logan Couture	2008-10	46	20	33	53	15	19
5	D	Jason Demers	2008-10	103	6	44	50	22	78
14	RW	Jonathan Cheechoo	2010-11	55	18	29	47	-11	14
16	C	Bracken Kearns	2012-13	66	21	25	46	-2	73
51	RW	Brodie Reid	2011-13	100	20	26	46	-3	36
5	D	Tom Walsh	2006-08	105	7	38	45	-5	36
27,29	D	Nick Petrecki	2009-13	242	7	36	43	-28	477
36,14	D	Sena Acolatse	2010-13	116	12	30	42	-24	151



ALL-TIME ROSTER

NO.	POS	SKATERS	YEARS	GP	G	A	PTS	+/-	PIM
13	F	T.J. Fox	2007-09	150	19	23	42	0	48
8	D	Garrett Stafford	2006-07	77	11	30	41	3	58
14	C	Craig Valette	2006-08	124	19	21	40	-6	174
26	RW	James Livingston	2011-13	135	13	27	40	11	125
23	C	Josh Prudden	2006-08	88	14	26	40	13	48
18	C	Cory Larose	2008-09	53	19	21	40	2	38
19	RW	Grant Stevenson	2006-07	59	14	25	39	3	30
47	LW	Kevin Henderson	2009-11	137	10	26	36	13	90
34	C	Nathan Moon	2011-12	72	12	20	32	-4	149
11	C	Cory Quirk	2009-11	131	12	20	32	-8	46
11	C	Jon Matsumoto	2012-13	60	14	18	32	-17	30
24,14,10	LW	Frazer McLaren	2007-12	217	13	17	30	-28	577
3,6	D/F	Brad Staubitz	2006-09	162	7	23	30	-28	462
44	D	Brennan Evans	2006-08	155	3	27	30	23	381
26	LW	Dennis Packard	2007-08	76	11	19	30	6	31
18	F	Mike Connolly	2011-12	40	10	20	30	4	26
11	RW	Jack Combs	2011-12	50	16	14	30	-9	24
5	D	Matt Tennyson	2011-13	67	6	23	29	-7	44
44, 27	D	Justin Braun	2009-12	43	5	24	29	12	8
37,12	LW	Tony Lucia	2009-12	52	9	19	28	5	31
19	RW	Daniil Tarasov	2012-13	43	14	14	28	0	20
10	F	Nate Raduns	2007-08	56	12	15	27	-8	42
24	C	Tomas Plihal	2006-08	69	11	16	27	0	40
10,17	RW	Ashton Rome	2006-09	128	15	11	26	-26	114
12	C	Freddie Hamilton	2012-13	76	13	13	26	-9	16
11	C	Joe Pavelski	2006-07	16	8	18	26	9	8
21	C	Matt Fornataro	2008-09	51	10	15	25	-10	30
32	D	Scott Ferguson	2006-07	79	4	19	23	1	101
9,16	RW	Ryan Del Monte	2010-12	67	6	17	23	7	58
15	C	James Sheppard	2011-13	38	8	15	23	1	54
42,8	RW	Sebastian Stalberg	2011-13	79	13	10	23	-14	14
42,6	D	Nick Schaus	2009-11	81	4	18	22	-2	48
38,19	RW	James Marcou	2009-12	45	5	17	22	-12	18
10	C	Dwight Helminen	2009-2010	74	12	10	22	-20	16
26,19,36	D	Michael Wilson	2008-10,12-13	95	6	15	21	-5	66
12	RW	Matt Jones	2009-10	72	9	10	19	4	33
18	RW	Devin Setoguchi	2007-08	23	8	11	19	0	25
34	D	Mathieu Biron	2006-07	24	3	15	18	7	42
18	LW	Yanni Gourde	2011-13	58	9	8	17	-12	41
25	C	Marek Viedensky	2011-13	66	9	8	17	-1	18
37	D	Denny Urban	2012-13	36	4	13	17	-11	10
13	LW	Curt Gogol	2011-13	91	10	6	16	-7	306
28,4	D	Taylor Doherty	2010-13	105	1	15	16	-1	143
23	D/F	Matt Pelech	2011-13	117	4	11	15	-16	406
41,24	RW	Cam MacIntyre	2010-12	66	8	7	15	-19	67
44	D	Adam Comrie	2012-13	24	3	12	15	2	24
26	D	Joe Callahan	2009-10	35	4	11	15	5	19
28	C	Ben Guite	2011-12	26	4	11	15	1	16
28	LW	Dennis McCauley	2009-10	45	10	4	14	1	84
11	LW	P.J. Fenton	2007-09	56	6	8	14	3	26
21	C	Travis Oleksuk	2012-13	60	3	10	13	-12	12
19	RW	Mike Morris	2007-09	26	6	7	13	-8	8
24,41	D	Brett Westgarth	2006-10	95	2	10	12	7	164
41	C	Torrey Mitchell	2006-10	18	4	7	11	5	37

ALL-TIME ROSTER

NO.	POS	SKATERS	YEARS	GP	G	A	PTS	+/-	PIM
32	RW	Claude Lemieux	2008-09	23	3	8	11	2	24
17	D	Justin Kurtz	2006-07	55	3	7	10	0	46
7	D	Brendan Buckley	2008-09	67	1	8	9	-3	92
28	D	Marc Busenburg	2007-08	31	1	8	9	2	10
3	D	Joe Loprieno	2009-11	98	3	5	8	-10	113
42,16	LW	Trent Campbell	2008-10	19	3	5	8	-3	8
15	RW	Patrick Davis	2010-11	26	4	4	8	3	2
16	C	Michael Swift	2010-11	18	1	6	7	-6	28
4	D	Kyle McLaren	2008-09	22	1	6	7	1	19
38	D	Brian O'Hanley	2011-12	41	4	3	7	-2	16
32	G	Alex Stalock	2009-13	142	0	7	7	0	12
38	RW	Michal Macho	2006-07	27	1	6	7	-1	10
31	RW	Steve Bernier	2006-07	10	3	4	7	4	2
43	LW	Jimmy Bonneau	2011-13	80	3	3	6	4	249
28	LW	Riley Brace	2012-13	8	3	3	6	1	2
28	D	Jay Leach	2010-11	50	1	4	5	-4	45
11	LW	Brady Leisenring	2006-08	27	2	3	5	-1	14
27	D	J.D. Forrest	2007-08	16	1	4	5	-6	10
44,15	D	Dylan Demelo	2011-13	14	0	5	5	2	8
17	LW	Peter Sivak	2012-13	9	4	1	5	-5	4
16	F	Dean Strong	2009-10	16	2	3	5	-3	2
40	RW	Matt Nieto	2012-13	11	2	3	5	-4	0
29	G	Thomas Greiss	2006-09,13	142	0	4	4	0	27
27	D	Mike Brennan	2012-13	28	0	4	4	-5	26
24	C	Rylan Schwartz	2012-13	7	1	3	4	1	6
38	RW	Eriah Hayes	2012-13	7	3	1	4	2	4
36	F	Chad Costello	2011-12	7	0	4	4	0	2
35	G	Harri Sateri	2010-13	84	0	4	4	0	0
24	D	Mike Banwell	2012-13	19	1	2	3	-3	15
39	LW	Lane Scheidl	2012-13	11	1	2	3	0	10
6	D	Doug Murray	2006-07	5	2	1	3	4	8
5	D	Jon Landry	2010-11	11	1	2	3	-7	8
17	LW	Tommy Grant	2012-13	16	1	2	3	-2	6
22	RW	Alex Bourret	2011-12	6	0	3	3	0	4
31	G	Tyson Sexsmith	2009-12	53	0	3	3	0	2
25	D	Jody Pederson	2010-11	11	0	3	3	-5	2
44	C	Andrew Murray	2011-12	10	2	1	3	-4	0
42	F	David Marshall	2010-11	12	1	1	2	-3	15
35	G	Dimitri Patzold	2006-08	46	0	2	2	0	2
28	LW	Patrick Rissmiller	2012-13	6	0	2	2	-2	2
18	D	Matt Carle	2006-07	3	0	2	2	1	0
27	D	Matt Kinch	2008-09	3	0	2	2	0	0
5	RW	Chris Blight	2010-11	1	0	2	2	2	0
4	D	Marc-Edouard Vlasic	2007-08	1	0	2	2	1	0
39	LW	Glenn Olson	2006-07	21	0	1	1	-3	51
34	RW	Jonathan Tremblay	2006-08	20	0	1	1	-2	42
16	LW	Garet Hunt	2010-11	9	0	1	1	-6	35
40	D	Mikael Tam	2012-13	19	0	1	1	-6	31
38	C	Chris Lawrence	2010-11	6	1	0	1	-1	15
33	D	Louis Liotti	2009-10	10	0	1	1	-3	4
46	C	Nathan Longpre	2010-11	8	0	1	1	-7	4
23	C	Oren Eizenman	2007-08	7	0	1	1	-6	4
44	D	Ryan Lannon	2010-11	4	0	1	1	-3	4
39	C	Mathieu Curadeau	2007-10	4	1	0	1	0	2
29	G	Frank Doyle	2009-2010	10	0	1	1	0	2



ALL-TIME ROSTER

NO.	POS	SKATERS	YEARS	GP	G	A	PTS	+/-	PIM
41	LW	John Laliberte	2006-07	9	0	1	1	-2	2
5	D	Josh Gorges	2006-07	7	0	1	1	-5	2
22	C	Sean Collins	2006-07	4	0	1	1	-3	2
39	C	Michael Pelech	2012-13	3	0	1	1	1	2
39	G	Taylor Dakers	2007-09	43	0	1	1	0	0
30	G	Carter Hutton	2010-11	22	0	1	1	0	0
18	D	Will Colbert	2009-10	19	0	1	1	4	0
27	G	Nolan Schaefer	2006-07	16	0	1	1	0	0
27	D	Sandis Ozolinsh	2007-08	2	0	1	1	0	0
44	RW	Erick Lizon	2010-11	8	0	0	0	-2	24
4	D	David MacDonald	2007-08	7	0	0	0	-4	23
27	F	James McEwan	2008-09	4	0	0	0	-2	10
45	RW	Chris Crane	2012-13	8	0	0	0	-1	6
37	LW	Bobby Farnham	2011-12	6	0	0	0	-3	6
46	RW	Dane Walters	2012-13	3	0	0	0	-2	2
37	D	Mitch Versteeg	2009-10	3	0	0	0	-1	2
41	C	Daniel Sisca	2007-08	2	0	0	0	1	2
44	D	Sacha Guimond	2012-13	2	0	0	0	-2	2
2	D	Brian Yandle	2006-07	1	0	0	0	-1	2
38	LW	Leigh Salters	2010-11	1	0	0	0	-1	2
1	G	Daren Machesney	2010-11	7	0	0	0	0	0
33	G	Thomas Heemskerk	2011-13	6	0	0	0	0	0
1	G	Antero Niittymaki	2011-12	5	0	0	0	0	0
3	D	Ty Wishart	2007-08	5	0	0	0	1	0
30	G	Gerald Coleman	2008-09	3	0	0	0	0	0
31	G	Jeff Jakaitis	2010-11	3	0	0	0	0	0
35	G	Kyle Jones	2008-09	3	0	0	0	0	0
45	D	William Wrenn	2012-13	3	0	0	0	-1	0
8	D	Brian White	2007-08	2	0	0	0	1	0
36	F	Ian O'Connor	2011-12	2	0	0	0	-2	0
24	LW	Jay Silvia	2011-12	2	0	0	0	-1	0
44	RW	Jim McKenzie	2010-11	2	0	0	0	0	0
34	LW	Matt Francis	2010-11	2	0	0	0	0	0
7	D	Todd Perry	2010-11	2	0	0	0	-1	0
39	LW	Andy Bohmbach	2012-13	1	0	0	0	0	0
34	RW	Joe Pereira	2010-11	1	0	0	0	0	0
1	G	Riley Gill	2010-11	1	0	0	0	0	0
38	F	Scott Mifsud	2006-07	1	0	0	0	0	0
4	D	Sean Hurley	2007-08	1	0	0	0	-1	0
10	D	Tim Branham	2008-09	1	0	0	0	0	0



ALL-TIME ROSTER

GOALTENDERS

NO.	NAME	YEARS	GP	MINS	W	L	T/SOL	SO	GA	GAA	SA	SVS	SV%
32	Alex Stalock	2009-13	142	8331	76	53	10	6	364	2.62	3989	3625	0.909
29	Thomas Greiss	2006-09,13	142	8385	74	61	6	1	379	2.71	3935	3561	0.905
35	Harri Sateri	2010-13	84	4669	30	44	5	3	222	2.85	2374	2152	0.907
31	Tyson Sexsmith	2009-12	53	3066	19	21	9	1	142	2.78	1442	1300	0.901
39	Taylor Dakers	2007-09	43	2446	18	20	1	1	122	2.99	1137	1015	0.893
35	Dimitri Patzold	2006-08	45	2562	17	18	6	1	133	3.11	1238	1105	0.893
30	Carter Hutton	2010-11	22	1174	11	7	2	2	59	3.01	601	542	0.902
29	Frank Doyle	2009-10	10	571	6	3	0	0	28	2.94	277	249	0.899
27	Nolan Schaefer	2006-07	16	921	5	8	3	1	43	2.80	417	374	0.897
1	Antero Niittymäki	2011-12	5	299	2	3	0	0	15	3.01	136	121	0.890
1	Daren Machesney	2010-11	6	365	2	3	1	2	17	2.79	164	147	0.896
31	Jeff Jakaitis	2010-11	3	184	1	2	0	0	11	3.60	103	92	0.893
35	Kyle Jones	2008-09	3	127	1	1	0	0	43	5.20	45	34	0.756
1	Riley Gill	2010-11	1	20	0	0	0	0	2	6.00	10	8	0.800
30	Gerald Coleman	2008-09	3	112	0	2	0	0	11	3.23	41	35	0.854
33	Thomas Heemsker	2011-13	6	151	0	1	0	0	5	1.99	67	62	0.925





WORCESTER SHARKS ALL-TIME REGULAR SEASON RECORDS

TEAM

DIVISION CHAMPIONSHIPS (regular season) — 1, 2009-10 (Atlantic)
MOST POINTS, SEASON — 104, 2009-10
FEWEST POINTS, SEASON — 73, 2012-13
MOST WINS, SEASON — 49, 2009-10
FEWEST WINS, SEASON — 31, 2011-12 and 2012-13
MOST GOALS, SEASON — 275, 2009-10
FEWEST GOALS, SEASON — 191, 2012-13
MOST GOALS ALLOWED, SEASON — 258, 2007-08
FEWEST GOALS ALLOWED, SEASON — 218, 2011-12
MOST PIM, SEASON — 1,620, 2011-12
FEWEST PIM, SEASON — 1,226, 2010-11
LONGEST WINNING STREAK, OVERALL — 7 games, 3/16-3/31/07
LONGEST WINNING STREAK, HOME — 6 games, 3/9-3/24/07
LONGEST WINNING STREAK, ROAD — 5 games, twice, last 12/9/11-12/17/11
LONGEST LOSING STREAK, OVERALL — 8 games, 3/14-4/7/13
LONGEST LOSING STREAK, HOME — 9 games, 3/24-4/17/13
LONGEST LOSING STREAK, ROAD — 6 games, 3/15-4/5/08
LONGEST WINLESS STREAK OVERALL — 8 games, 3/4-4/14/12 (0-6-0-2) and 3/24-4/7/13 (0-6-2-0)
LONGEST WINLESS STREAK, HOME — 7 games, 11/17-12/16/06 (0-6-1-0)
LONGEST WINLESS STREAK, ROAD — 12 games, 3/4-10/27/12 (0-9-0-3)



INDIVIDUAL

MOST POINTS, SEASON — 80, Mathieu Darche, 2006-07
MOST GOALS, SEASON — 35, Mathieu Darche, 2006-07
MOST ASSISTS, SEASON — 52, Danny Groulx, 2009-10
MOST PIM, SEASON — 211, Brennan Evans, 2007-08
MOST FIGHTING MAJORS, SEASON — 22, Jimmy Bonneau, 2011-12
MOST PPGS, SEASON — 16, Mathieu Darche, 2006-07
MOST SHORTHANDED GOALS, SEASON — 3, twice, last by Benn Ferriero, 2009-10
MOST GAME-WINNING GOALS, SEASON — 9, Ryan Vesce, 2008-09
MOST POINTS, GAME — 5, Mathieu Darche, (3 G, 2 A) 12/22/06 vs. Manchester
MOST GOALS, GAME — 3, seven times, last by Dan DaSilva, 2/14/10 at Manchester
MOST ASSISTS, GAME — 4, four times, last by Danny Groulx, 2/26/10 at Abbotsford
MOST PIMS, SEASON — 238, Matt Pelech, 2012-13



Matt Pelech

GOALTENDERS

MOST APPEARANCES, SEASON — 61, Alex Stalock, 2009-10
MOST MINUTES, SEASON — 3,354, Alex Stalock, 2009-10
MOST WINS, SEASON — 39, Alex Stalock, 2009-10 (AHL rookie record)
MOST LOSSES, SEASON — 24, Thomas Greiss, 2008-09
MOST SHUTOUTS, SEASON — 4, Alex Stalock, 2009-10
LOWEST GOALS-AGAINST AVERAGE, SEASON — 2.33, Tyson Sexsmith, 2011-12
HIGHEST SAVE PERCENTAGE, SEASON — .916, Tyson Sexsmith, 2011-12



Alex Stalock

WORCESTER SHARKS ALL-TIME REGULAR SEASON RECORDS

ALL-TIME TEAM CAPTAINS

PLAYER	YEARS
No captain	2006-07
Graham Mink	2007-08
Ryan Vesce	2008-10
Jay Leach	2010-11
Mike Moore	2010-12
John McCarthy	2012-13



John McCarthy served as captain during the 2012-13 season.

TOP-10 ALL-TIME REGULAR SEASON POINTS

RANK	PLAYER	YEARS	GP	G	A	PTS
1.	Tom Cavanagh	2006-09	202	46	92	138
2.	Steve Zalewski	2007-11	210	41	87	128
3.	Lukas Kaspar	2006-09	216	46	79	125
4.	Mike Iggliden	2007-08	151	59	64	123
5.	Graham Mink	2007-08	132	55	63	118
6.	Riley Armstrong	2006-09	208	59	53	112
7.	Dan DaSilva	2008-11	178	43	64	107
8.	Benn Ferriero	2009-12	121	44	59	103
	Brandon Mashinter	2009-12	206	52	51	103
10.	John McCarthy	2009-12	164	42	59	101
	Ryan Vesce	2008-10	102	38	63	101

TOP ALL-TIME REGULAR SEASON GOALTENDING BY WINS

RANK	PLAYER	YEARS	GP	W	L	T/SOL	SO	GAA	SV%
1.	Thomas Greiss	2006-09	141	74	60	6	1	2.70	.904
2.	Alex Stalock	2009-12	104	59	37	6	4	2.62	.907
3.	Tyson Sexsmith	2009-12	53	19	21	9	1	2.78	.901
4.	Taylor Dakers	2007-09	43	18	20	1	1	2.99	.893
5.	Dimitri Patzold	2006-08	45	17	18	6	1	3.11	.893
6.	Harri Sateri	2010-12	45	16	23	2	2	2.82	.909
7.	Carter Hutton	2010-11	22	11	7	2	2	3.01	.902
8.	Frank Doyle	2009-10	10	6	3	0	0	2.94	.899
9.	Nolan Schaefer	2006-07	16	5	8	3	1	2.80	.897
10.	Antero Niittymaki	2011-12	5	2	3	0	0	3.01	.890





WORCESTER SHARKS ALL-TIME PLAYOFF STATISTICS

NO.	POS	YEARS	SKATERS	GP	G	A	PTS	+/-	PIM
23	RW	2009-10	Dan DaSilva	23	5	13	18	4	14
20	RW	2007, 09	Riley Armstrong	18	3	11	14	2	58
17	C	2009-10	Ryan Vesce	18	6	8	14	-3	22
2	D	2007, 09	Patrick Traverse	18	4	7	11	5	6
33,22	C	2009-10	Andrew Desjardins	23	6	4	10	8	45
6,25	D	2007,09-10	Derek Joslin	27	4	3	7	-9	14
15	C	2009-10	Steven Zalewski	23	1	6	7	-1	10
4	D	2010	Danny Groulx	10	1	6	7	1	6
22	LW	2007, 09	Lukas Kaspar	18	2	4	6	-2	6
9	C	2007, 09	Tom Cavanagh	18	4	2	6	0	14
21	RW	2010	Benn Ferriero	11	4	2	6	-2	4
53	LW	2010	Brandon Mashinter	11	1	5	6	3	6
24	LW	2010	T.J. Trevelyan	8	4	2	6	1	2
21	RW	2007	Graham Mink	6	1	5	6	0	8
37	C	2007	Mike Iggliden	6	3	3	6	-4	0
14	LW	2009-10	Frazer McLaren	23	1	4	5	2	87
7	LW	2010	John McCarthy	11	2	3	5	1	10
44	LW	2007, 09	Jamie McGinn	12	4	0	4	-5	27
5	D	2009	Jason Demers	12	0	4	4	-7	6
5	D	2007	Tom Walsh	6	2	2	4	-1	0
12	LW	2007	Mathieu Darche	5	2	2	4	-2	2
37	C	2009	Logan Couture	12	2	1	3	5	11
11	C	2010	Cory Quirk	11	2	1	3	3	2
44	D	2010	Justin Braun	11	0	3	3	3	4
42	D	2010	Nick Shaus	11	0	3	3	0	14
7	D	2009	Brendan Buckley	10	1	2	3	4	18
13	F	2009	T.J. Fox	9	3	0	3	0	4
8	D	2007	Garrett Stafford	6	0	3	3	-2	2
17	D	2007	Justin Kurtz	3	1	2	3	-2	4
3,6	D/F	2007, 09	Brad Staubitz	15	0	2	2	-5	28

WORCESTER SHARKS ALL-TIME PLAYOFF STATISTICS

NO.	POS	YEARS	SKATERS	GP	G	A	PTS	+/-	PIM
18	C	2009	Cory Larose	8	1	1	2	0	4
28	LW	2010	Dennis McCauley	8	0	2	2	1	2
16	F	2010	Dean Strong	6	1	1	2	0	2
19	RW	2007	Grant Stevenson	6	2	0	2	-2	2
41	C	2007	Torrey Mitchell	6	1	1	2	-5	15
8	D	2009-10	Mike Moore	23	0	1	1	8	31
24	D	2009-10	Brett Westgarth	11	0	1	1	1	42
47	LW	2010	Kevin Henderson	11	0	1	1	-3	4
19	D	2010	Michael Wilson	8	0	1	1	-2	4
4	D	2009	Kyle McLaren	7	0	1	1	4	2
10	RW	2007	Ashton Rome	6	1	0	1	-1	2
23	C	2007	Josh Prudden	6	0	1	1	-1	9
44	D	2007	Brennan Evans	5	0	1	1	-1	21
23	C	2009	Matt Fornataro	1	0	1	1	1	0
29	G	2007, 09	Thomas Greiss	15	0	0	0	0	0
32	G	2010	Alex Stalock	11	0	0	0	0	2
32	D	2007	Scott Ferguson	6	0	0	0	-6	6
35	G	2007	Dimitri Patzold	4	0	0	0	0	2
10	D	2010	Dwight Helminen	2	0	0	0	0	0
26	D	2010	Joe Callahan	2	0	0	0	0	2
31	RW	2007	Chris Blight	1	0	0	0	0	0
14	C	2007	Craig Valette	1	0	0	0	-1	0
38	F	2010	James Marcou	1	0	0	0	1	0
39	D	2010	Matt Irvin	1	0	0	0	-1	0
37	LW	2010	Tony Lucia	1	0	0	0	0	0

NO.	GOALTENDERS	YEARS	GP	MINS	W	L	T/SOL	SO	GA	GAA	SA	SVS	SV%
32	Alex Stalock	2010	11	683	6	5	0	0	26	2.28	320	294	.919
35	Dimitri Patzold	2007	4	256	2	1	0	0	8	1.87	101	93	.921
29	Thomas Greiss	2007, 09	15	914	6	9	0	2	42	2.76	431	389	.902





WORCESTER SHARKS PLAYOFF HISTORY

ALL-TIME RESULTS

YEAR	RD	OPPONENT	RESULT	GF	GA
2013	DNQ				
2012	DNQ				
2011	DNQ				
2010	DF	Manchester	L, 2-4	10	16
	DSF	Lowell	W, 4-1	17	10
2009	DF	Providence	L, 2-4	14	19
	DSF	Hartford	W, 4-2	20	13
2008	DNQ				
2007	DSF	Manchester	L, 2-4	14	20

KEY:

DSF — Division Semifinal, DF — Division Final, DNQ — Did not qualify

PLAYOFF FACTS

PLAYOFF SEASONS	3
SERIES WON	2
SERIES LOST	3
GAMES PLAYED	29
GAMES WON	14
GAMES LOST	15
OVERTIME GAMES	7
OVERTIME GAMES WON	2
OVERTIME GAMES LOST	5
SHUTOUTS FOR	2
SHUTOUTS AGAINST	4

TOP-10 ALL-TIME PLAYOFF SCORING

RANK	PLAYER	GP	G	A	PTS
1.	Dan DaSilva	23	5	13	18
2.	Riley Armstrong	18	3	11	14
	Ryan Vesce	18	6	8	14
4.	Patrick Traverse	18	4	7	11
5.	Andrew Desjardins	23	6	4	10
6.	Danny Groulx	10	1	6	7
	Derek Joslin	27	4	3	7
	Steven Zalewski	23	1	6	7
9.	Benn Ferriero	11	4	2	6
	Brandon Mashinter	11	1	5	6
	T.J. Trevelyan	8	4	2	6

ALL-TIME INDIVIDUAL RECORDS

MOST POINTS, SINGLE PLAYOFF SEASON — 13, Riley Armstrong, 2009 (3 G, 10 A)

MOST POINTS, ONE GAME — 3, seven times, last by Brandon Mashinter, 5/1/10 @ Manchester (0 G, 3 A)

MOST GOALS, SINGLE PLAYOFF SEASON — 4, six times, last by Benn Ferriero, Derek Joslin and T.J. Trevelyan, 2010

MOST GOALS, ONE GAME — 2, eight times, last by Benn Ferriero and T.J. Trevelyan, 4/21/10 @ Lowell

MOST ASSISTS, SINGLE PLAYOFF SEASON — 10, Riley Armstrong, 2009

MOST ASSISTS, ONE GAME — 3, twice, last by Brandon Mashinter, 5/1/10 @ Manchester

MOST GAMES PLAYED, ALL-TIME — 27, Derek Joslin

ALL-TIME GOALTENDER RECORDS

MOST GAMES PLAYED, ALL TIME — 15, Thomas Greiss, 2007 and 2009

MOST WINS, SINGLE PLAYOFF SEASON — 6, twice, last by Alex Stalock, 2010

MOST LOSSES, SINGLE PLAYOFF SEASON — 6, Thomas Greiss, 2009

MOST SHUTOUTS, SINGLE PLAYOFF SEASON — 2, Thomas Greiss, 2009

LOWEST GOALS-AGAINST AVERAGE, SINGLE PLAYOFF SEASON — 2.28, Alex Stalock, 2010

HIGHEST SAVE PERCENTAGE, SINGLE PLAYOFF SEASON — .919, Alex Stalock, 2010

WORCESTER SHARKS ANNUAL AWARDS

TEAM MVP

2007 — Mathieu Darche
 2008 — Tom Cavanagh
 2009 — Ryan Vesce
 2010 — Alex Stalock
 2011 — Andrew Desjardins
 2012 — John McCarthy
 2013 — Bracken Kearns

THREE STARS AWARD

2007 — Thomas Greiss
 2008 — Mike Iggudden
 2009 — Riley Armstrong
 2010 — Alex Stalock
 2011 — Jonathan Cheechoo
 2012 — Tommy Wingels
 2013 — Alex Stalock

ROOKIE OF THE YEAR AWARD

2007 — Thomas Greiss
 2008 — Derek Joslin
 2009 — Mike Moore
 2010 — Logan Couture
 2011 — Tommy Wingels
 2012 — Sena Acolatse
 2013 — Matt Tennyson

SHARKS UNSUNG HERO AWARD

2007 — Tom Cavanagh
 2008 — Brennan Evans
 2009 — Andrew Desjardins, Brett Westgarth
 2010 — "Crazed Rats" Line (Desjardins, DaSilva and McCarthy)
 2011 — Dan DaSilva
 2012 — Matt Pelech
 2013 — James Livingston

PLUS-MINUS LEADER

2007 — Brennan Evans, plus-23
 2008 — Riley Armstrong, plus-8
 2009 — Jason Demers, plus-15
 2010 — John McCarthy, plus-36
 2011 — Andrew Desjardins, plus-14
 2012 — Sean Sullivan, plus-10
 2013 — James Livingston, plus-12

AHL SPECIALTY MAN OF THE YEAR AWARD

2007 — Riley Armstrong
 2008 — Riley Armstrong
 2009 — Mike Moore
 2010 — Mike Moore
 2011 — Nick Petrecki
 2012 — Nick Petrecki
 2013 — Nick Petrecki

ALL-STAR SELECTIONS

2007 — Mathieu Darche
 2008 — Mike Iggudden
 2009 — Derek Joslin, Ryan Vesce
 2010 — Logan Couture, Danny Groulx, Alex Stalock
 2011 — Jonathan Cheechoo, Justin Braun
 2012 — Matt Irwin, Tyson Sexsmith
 2013 — Tim Kennedy, Bracken Kearns

AHL AWARD WINNERS AND HONORS

2010 — Danny Groulx (Eddie Shore Award)
 2010 — Logan Couture, Alex Stalock
 (AHL All-Rookie Team)
 2012 — Nick Petrecki (Yanick Dupre Memorial Award)



James Livingston was voted the Sharks Unsung Hero in 2012-13.



WORCESTER SHARKS PIPELINE TO SAN JOSE

KNOWING THE WAY TO SAN JOSE

In 2012-13, the San Jose Sharks had 19 players on their roster who played for Head Coach Roy Sommer within San Jose's development system. Over the last six seasons, 26 of Sommer's players who played in Worcester made their National Hockey League debuts with the San Jose Sharks. The following is a season-by-season list of players who've split their season between Worcester and San Jose.

2006-07 GP*

RW Steve Bernier	62
D Matt Carle	77
RW Mathieu Darche	2
D Josh Gorges	47
D Douglas Murray	35
C Joe Pavelski	46
LW Tomas Plihal	3

2007-08 GP*

C Tom Cavanagh	1
G Thomas Greiss	3
C Mike Iggy	1
LW Lukas Kaspar	3
D Sandis Ozolinsh	39
G Dimitri Patzold	3
LW Tomas Plihal	22
RW Devin Setoguchi	44
D Marc-Edouard Vlasic	82

2008-09 GP*

RW Riley Armstrong	2
C Tom Cavanagh	17
D Derek Joslin	12
LW Lukas Kaspar	13
LW Jamie McGinn	35
RW Claude Lemieux	18
RW Brad Staubitz	35
RW Ryan Vesce	10

2009-10 GP*

D Joe Callahan	1
C Logan Couture	25
D Jason Demers	51
C Benn Ferriero	24
C Dwight Helminen	4
D Derek Joslin	24
LW John McCarthy	4
LW Jamie McGinn	59
LW Frazer McLaren	23
C Torrey Mitchell	56
RW Ryan Vesce	9
C Steven Zalewski	3



Matt Tennyson made his NHL debut in 12-13.

2010-11 GP*

D Justin Braun	38
C Andrew Desjardins	17
RW Benn Ferriero	33
LW Brandon Mashinter	13
LW John McCarthy	37
LW Jamie McGinn	49
LW Frazer McLaren	9
D Mike Moore	6
G Alex Stalock	1
RW Tommy Wingels	5

2011-12 GP*

D Justin Braun	66
RW Benn Ferriero	35
LW John McCarthy	10
LW Frazer McLaren	7
C Andrew Murray	39
RW Tommy Wingels	33

2012-13 GP*

G Thomas Greiss	6
D Matt Irwin	38
C Bracken Kearns	1
LW Tim Kennedy	13
LW Frazer McLaren	1
RW Matt Pelech	2
D Nick Petrecki	1
C James Sheppard	32
G Alex Stalock	2
D Matt Tennyson	4

KEY

* — games played in San Jose

FINZ — THE WORCESTER SHARKS MASCOT

FINZ

POSITION: WORCESTER SHARKS MASCOT**Birthday:** March 26, 2006**Birthplace:** DCU Center**Height:** 7-foot**Weight:** 460 pounds**Shoots:** Right**Education:** Ocean Atlantic University with a master's in Sports Entertainment**Hobbies:** Swimming, eating, playing street hockey with S.J. Sharkie**Favorite Sport:** Hockey (duh)**Favorite Lunch Spot:** Regatta Deli**Favorite Sports Teams:** San Jose Sharks, Worcester Tornadoes, New England Patriots, Boston Red Sox...and of course, the Worcester Sharks!**Heroes:** S.J. Sharkie and Wally, the Green Monster**Favorite Movies:** "Shark Tales," "Slap Shot," "Miracle," "Jaws" and "The Little Mermaid"



Freddie Hamilton and James Sheppard celebrate a goal at the DCU Center.

MINOR PRO AFFILIATE

The 2013-14 campaign marks the second season the San Francisco Bulls will serve as the ECHL development affiliate of the San Jose Sharks.

“We had an extremely positive relationship with the Bulls last season as a development vehicle for players within our system and we look forward to continuing that agreement,” said SJ Sharks Executive Vice President and General Manager Doug Wilson.

The San Jose and Worcester Sharks organizations placed seven players in San Francisco during last season, including 2009 San Jose draft selection Marek Viedensky and Daniil Tarasov, who parlayed his 2012-13 season into a two-year, NHL contract with San Jose.

The Bulls qualified for the postseason in their inaugural 2012-13 campaign, eventually falling in five games to the Alaska Aces during the first round of the Kelly Cup Playoffs.

“We’re very excited to continue and further grow our partnership with the San Jose Sharks,” said Bulls President and Head Coach Pat Curcio. “We are excited at the opportunity to develop Sharks prospects while putting a winning product on the ice. We also believe that our affiliation with the Sharks not only gave us quality prospects, it gave us an instant identity in a very large market, and we are very grateful to them for that.”

The Bulls will continue to play their home games at the historic Cow Palace, where the Sharks played their first two NHL seasons prior to moving into SAP Center at San Jose (then San Jose Arena) in 1993.



SAN FRANCISCO BULLS

2600 Geneva Ave.
Daly City, Calif. 94014
(415) 469-9683
www.sfbulls.com

OPERATIONS STAFF

President/Head Coach	Pat Curcio
CEO	Angela Batinovich
Director of Media Relations/Broadcaster	Jason Lockhart

MISCELLANEOUS

Radio Flagship Station	KNBR 680 AM/1050 AM
Colors	Orange, Black and Gold
Home Ice	Cow Palace
Capacity	6,729



GENERAL MEDIA INFORMATION

Credential Info — Press seating for Worcester Sharks home games at the DCU Center in Worcester is available to accredited media in the press box located at the top of Section 108. Single-game credentials must be requested no later than 5 p.m. the day before a game. Requests must be made to Eric Lindquist via E-mail at elindquist@sharksahl.com or by calling 508-929-0525. Credentials are valid for the press room, press box and both teams' locker rooms.

Key Numbers

Sharks Main Office — 508-929-0500

Eric Lindquist — Director of Public Relations and Broadcasting
508-929-0525

Fax — 508-929-0510
elindquist@sharksahl.com



Media Parking — NONE

Media Entrance — All media must enter the DCU Center through Door 5 on Major Taylor Blvd. (front of building)

Locker Room Access — Team locker rooms will open 10 minutes after the game.

Press Room — Media possessing season credentials or those granted single-game credentials are invited to have a meal before the game in the press room, located on the lower level of the DCU Center. The press room will open two (2) hours before game time. Dining room usage is limited to those presenting valid Sharks or AHL Team Management passes. Any abuse to dining room privileges may cause forfeiture of a media pass.

Services — Pregame game notes, lineups, press releases, complete statistics and other pertinent information will be furnished by the Sharks Public Relations Department and will be available in the Press Room two hours before game time.





HOME OF THE

**AUTHENTIC
FAN**



 csnbayarea |  @CSNAuthentic @CSNSharks @KKurzCSN #SharksTalk  @CSNAuthentic