



SAN JOSE SHARKS

2016-17 MEDIA GUIDE





2016-17 SAN JOSE SHARKS MEDIA GUIDE

CRITICAL DATES

2016-17 NHL KEY DATES

SEPTEMBER

- 17 - Oct. 1 2016 World Cup of Hockey tournament (Air Canada Centre, Toronto, Ont.)
- 22 Training camps open
- 25 Preseason schedule begins

OCTOBER

- 11 Opening day playing rosters set (5 p.m. ET)
- 12 Opening night: 2016-17 NHL regular season begins
- 24 - Nov. 18 Hockey Fights Cancer Awareness Month

NOVEMBER

- 14 Hockey Hall of Fame induction ceremony (Toronto, Ont.)
Inductees: Eric Lindros, Sergei Makarov, Rogatien Vachon (Player category); Pat Quinn (Builder category); Sam Rosen, Bob Verdi (Media honorees).
- 15 NHL General Managers Meeting (Toronto, Ont.)
- 26 NHL Founders Day (1917)
- 30 U.S. Hockey Hall of Fame Induction (Philadelphia, Pa.)
Inductees: 1996 World Cup of Hockey championship team, Craig Janney, Bill Belisle
Celebration of Lester Patrick (Philadelphia, Pa.)

DECEMBER

- 1 Signing deadline for Group 2 free agents (5 p.m. ET)
- 19-27 Holiday roster freeze in effect: For all players on an NHL active roster, injured reserve, or with non-roster and injured non-roster status as of midnight (local time) Dec. 19, a roster freeze shall apply through midnight (local time) Dec. 27, with respect to waivers, trades and loans, subject to the exceptions provided for in CBA Article 16.5 (d).
- 24-26 Holiday break (no scheduled practices - dressing rooms closed)
- 26 - Jan. 5 IIHF World Junior Championship (Montreal, Que. & Toronto, Ont.)

JANUARY

- 2 2017 Bridgestone NHL Winter Classic @ Chicago Blackhawks at St. Louis Blues Busch Stadium (St. Louis, Mo.)
- 10 USHL/NHL Top Prospects Game (Sioux Falls, S.D.)
- Week of 16th NHL Central Scouting Mid-Season Rankings release
- 27-30 NHL All-Star Break (no games played)
27-29 No scheduled practices - dressing rooms closed
- 28 - 30 AHL All-Star Classic (Allentown, Pa.)
- 28 NHL All-Star Skills Competition™
STAPLES Center (Los Angeles, Calif.)
- 29 2017 NHL All-Star Game, STAPLES Center (Los Angeles, Calif.)
- 30 CHL/NHL Top Prospects Game (Quebec City, Que.)
- 31 NHL regular season resumes

FEBRUARY

- 1 Hockey is for Everyone Month
- 18 17th Annual Scotiabank Hockey Day in Canada (Host: Kenora, Ont.)

FEBRUARY (CONTINUED)

- 25 2017 Coors Light NHL Stadium Series™ Philadelphia Flyers at Pittsburgh Penguins Heinz Field (Pittsburgh, Pa.)
- 19 - 26 Hockey Week Across America (USA Hockey)

MARCH

- 1 Trade Deadline (3 p.m. ET)
- 6-8 NHL General Managers Meeting (Boca Raton, Fla.)

APRIL

- 6-8 NCAA Frozen Four (United Center, Chicago, Ill.)
- 9 Last day of regular season
Final regular season game at Joe Louis Arena (5 p.m.)
- Week of 10th NHL Central Scouting Final Rankings release
- 12 Stanley Cup Playoffs begin
- 13-23 IIHF Under-18 World Championship (Poprad & Spisska Nova Ves, Slovakia)
- TBA 2017 NHL Draft Lottery

MAY

- 5-21 IIHF World Championship (Cologne, Germany & Paris, France)
- 18-28 CHL Memorial Cup (Windsor, Ont.)
- 28-June 3 2017 NHL Combine (Buffalo, N.Y.)

JUNE

- 14 Last possible day for 2017 Stanley Cup Final
- 23-24 2017 NHL Draft (United Center, Chicago, Ill.)
- TBA 2017 NHL Awards

JULY

- 1 Free agency begins (12 p.m. ET)
- 5 Deadline for player-elected salary arbitration notification (5 p.m. ET)
- 6 Deadline for club-elected salary arbitration notification (5 p.m. ET)
- 20-Aug. 4 Salary arbitration hearings held

AUGUST

- 6 Deadline for salary arbitration decisions to be rendered

CREDITS

The 2016-17 San Jose Sharks Media Guide was written, designed, edited and produced by the San Jose Sharks Media Relations Department.

Executive Editor Ben Guerrero

Layout and Design Audrey Minagawa, Brittney Little, Caitlynn Steinberg

Assistant Editors Scott Emmert, Nick Carrillo, Ryan Stenn

Principal Photographers Rocky Widner, Don Smith
Special Thanks To Doug Wilson, Joe Will, Dan Rusanowsky, Jim Sparaco, Tim Howell, Tim Patnode, Missy Zielinski, Curtis Brown and Randy Robles and Bob Waterman at Elias Sports Bureau

©2016-17 San Jose Sharks and Sharks Sports & Entertainment.



2016-17



SCHEDULE

2016-17 SCHEDULE

SEPTEMBER

SU	M	T	W	TH	F	S
				1	2	3
4	5	6	7	8	9	10
11	12	13	14	15	16	17
18	19	20	21	22	23	24
25	26	27 VAN 7:30	28	29	30 ARI 7:30	

OCTOBER

SU	M	T	W	TH	F	S
						1
2 VAN 5:00	3	4	5 ANA 7:30	6	7 ARI 7:30	8
9 ANA 5:00	10	11	12 LAK 7:30	13	14	15 CBJ 4:00
16	17 NYR 4:00	18 NYI 4:00	19	20 PIT 4:30	21	22 DET 4:00
23	24	25 ANA 7:00	26	27 CBJ 7:30	28	29 NSH 7:30
30	31					

NOVEMBER

SU	M	T	W	TH	F	S
		1 ARI 7:00	2	3 CGY 7:30	4	5 PIT 7:30
6	7	8 WSH 4:00	9	10 FLA 4:30	11	12 TBL 4:00
13	14	15 CAR 4:00	16	17 STL 5:00	18	19 ARI 5:00
20	21 NJD 7:30	22	23 CHI 7:00	24	25 NYI 1:00	26 ANA 7:30
27	28	29 ARI 7:00	30 LAK 7:00			

DECEMBER

SU	M	T	W	TH	F	S
				1	2 MTL 7:30	3
4	5	6	7 OTT 7:30	8	9 ANA 7:00	10 CAR 7:30
11	12	13 TOR 4:30	14 OTT 4:00	15	16 MTL 4:30	17
18 CHI 4:00	19	20 CGY 7:30	21	22	23 EDM 7:30	24
25	26	27 ANA 7:00	28	29	30 PHI 7:30	31 LAK 7:30

JANUARY

SU	M	T	W	TH	F	S
1	2	3 LAK 7:00	4	5 MIN 7:30	6	7 DET 7:30
8	9	10 EDM 6:00	11 CGY 6:30	12	13	14 STL 7:30
15	16 WPG 1:00	17	18 LAK 7:30	19 TBL 7:30	20	21 COL 7:30
22	23 COL 6:00	24 WPG 5:00	25	26 EDM 7:30	27 NHL ALL	28 STAR
29 BREAK	30	31 CHI 7:30				

FEBRUARY

SU	M	T	W	TH	F	S
			1	2 VAN 7:00	3	4 ARI 7:30
5	6	7 BUF 4:00	8	9 BOS 4:00	10	11 PHI 10:00AM
12 NJD 9:30AM	13	14	15 FLA 7:30	16	17	18 ARI 5:00
19 BOS 5:30	20	21	22	23	24	25 VAN 7:00
26	27	28 TOR 7:30				

MARCH

SU	M	T	W	TH	F	S
			1	2 VAN 7:30	3	4
5 MIN 3:00	6 WPG 5:00	7	8	9 WSH 7:30	10	11 NSH 1:00
12 DAL 7:00	13	14 BUF 7:30	15	16 STL 7:30	17	18 ANA 7:30
19	20 DAL 5:30	21 MIN 5:30	22	23	24 DAL 5:30	25 NSH 5:00
26	27	28 NYR 7:30	29	30 EDM 6:00	31 CGY 6:00	

APRIL

SU	M	T	W	TH	F	S
						1
2 VAN 4:00	3	4 VAN 7:30	5	6 EDM 7:30	7	8 CGY 7:00
9	10	11	12	13	14	15
16	17	18	19	20	21	22
23	24	25	26	27	28	29
30						

PRE-SEASON HOME AWAY

DATES AND TIMES ARE SUBJECT TO CHANGE.
GET TICKETS AT SJSHARKS.COM/TICKETS
SJSHARKS.COM

*All games broadcast on 98.5 KFOX and the Sharks Radio Network

*All games televised on Comcast SportsNet California except the following dates:

NBCSN: Oct. 12, Oct. 25, Nov. 1, Nov. 23, Nov. 30, Jan. 3, Jan. 18, Jan. 23, Feb. 15, Feb. 19, March 21

CSN-CA+: April 2, April 4, April 6, April 8



ABOUT SHARKS SPORTS & ENTERTAINMENT

Sharks Sports & Entertainment, the parent company of the San Jose Sharks, aims to operate a Stanley Cup-caliber hockey team each and every season, leverage the organization's core competencies of arena and hockey management to provide world-class sports and entertainment to San Jose, and grow the game of hockey throughout the Bay Area.

In addition to the San Jose Sharks, Sharks Sports & Entertainment currently manages the business operations of several entities. As arena managers, Sharks Sports & Entertainment operates and manages SAP Center at San Jose, including the booking of all events in the building. Since its opening in 1993, SAP Center at San Jose has hosted a who's who of music history, including Paul McCartney, The Rolling Stones, Bruce Springsteen, Barbra Streisand, Bob Dylan, Beyonce, Elton John, Garth Brooks, Jay-Z, The Three Tenors (Placido Domingo, Luciano Pavarotti and Jose Carreras), Madonna, Lady Gaga, Prince, The Eagles and U2. SAP Center at San Jose has also hosted world-class, championship sporting events, including: the 2016 Stanley Cup Final; the 2016 Women's Gymnastics Olympic Trials; three NCAA Men's Basketball Western Regional Finals; 2003-07 Pac-10 Women's Basketball Tournament; 1999 NCAA Women's Basketball Final Four; 1996 and 2012 U.S. Figure Skating Championships; and 2012 Olympic Trials - Men and Women's Gymnastics. In 2018, the highly sought-after U.S. Figure Skating Championships and the NCAA Men's Basketball West Regional return to SAP Center.

Sharks Sports & Entertainment also owns and operates the American Hockey League's (AHL) San Jose Barracuda, the San Jose Sharks top development hockey affiliate, which relocated to San Jose in 2015. Formerly the Worcester Sharks, the Sharks top minor league affiliate, under the coaching tutelage of Roy Sommer, the AHL's all-time winningest coach, has paved the "road to San Jose" for a number of current San Jose Sharks, including Logan Couture, Joe Pavelski, Justin Braun, Tommy Wingels, and Chris Tierney. In total, 15 of the 20 players from the Sharks 2016 Stanley Cup Final roster spent time playing in the American Hockey League during their career.

Sharks Sports & Entertainment also manages several ice facilities in the Bay Area, including Sharks Ice at San Jose, Sharks Ice at Fremont and Oakland Ice Center operated by Sharks Ice. Sharks Ice at San Jose, one of only ten facilities in the United States with four or more NHL-sized ice rinks, is the largest facility of its type located west of the Mississippi River. Sharks Ice at San Jose is the official training facility of the San Jose Sharks, San Jose Barracuda and also is the home of the San Jose Jr. Sharks travel hockey program, recognized by USA Hockey as one of 21 model association programs in the country. As the host to a number of national figure skating and hockey tournaments, Sharks Ice at San Jose is a travel destination and responsible for the second-highest number of hotel room reservations in San Jose on an annual basis, behind only the San Jose Convention Center. Furthermore, according to USA Hockey, the Sharks Ice family of ice rinks is home to the highest number of registered adult hockey players, with more than 4,500 active participants.





TABLE OF CONTENTS

TABLE OF CONTENTS

NHL Critical Dates.....	2
2016-17 Sharks Schedule	3
Sharks Sports & Entertainment	4
Team Directory.....	6

FRONT OFFICE

Executives.....	12
Coaches.....	19
Player Development/Scouting Staff	22
Trainers, Equipment & Medical Staff.....	28

THE PLAYERS

Player Profiles.....	34
Sharks In The System.....	110
Sharks 2016-17 Reserve List	134
Draft History.....	136

2015-16 IN REVIEW

NHL Regular Season Standings.....	144
Statistics & Breakdowns	146
Transactions Since 2015-16	156

THE RECORD BOOK

All-Time Regular Season Records	158
All-Time Roster/By The Numbers	166
A-T Regular Season Scoring/Goalie Stats ..	192
All-Time Leaders	200
All-Time Goaltenders	202
Single Season Leaders	205
Goaltenders Single Season Leaders	207
Leaders By Season	209
Goaltender Leaders By Season	213
Rookie Single Season Leaders	216
Team Statistics By Season.....	218
Special Teams By Season	222
Hat Tricks	223
Shutouts	226
Penalty Shots.....	231
Extra Attacker Goals.....	233
All-Time OT/Shootout Games.....	236
A-T Head Coaches/Captains/GMs	244
All-Time Attendance.....	245
Assistant Coaches.....	246
Record by Season.....	247
NHL All-Star Game/Olympics.....	249
NHL Awards/Honors	251
Team Honors	255
Opponents vs. San Jose	259
Opponent Goaltenders vs. San Jose.....	260
Year-By-Year In Review	263

PLAYOFFS

2015-16 Playoff Summary.....	288
All-Time Playoff Scoring.....	289
All-Time Playoff Leaders	293
All-Time Playoff Records	297
Playoff Records By Teams.....	304
OT Games/Hat Tricks/Shutouts.....	307
Scoring/Goaltending Leaders By Year	310
Special Teams.....	311
Results By Year/When Facing Elimination..	313
Year-By-Year In Review	322

NATIONAL HOCKEY LEAGUE

NHL Directory	358
NHL Referees/Linesmen	359
NHL Trophies/Awards.....	360
NHL Teams vs. San Jose	362

GENERAL

Fan Development	392
Sharks Foundation	394
S.J. Sharkie	396
SAP Center at San Jose.....	397
Junior Sharks	399
Broadcast Information.....	400
Media Information.....	405

SAN JOSE BARRACUDA

2016-17 Schedule.....	408
Barracuda Team Directory	409
Barracuda Executives.....	410
Coaches/Hockey/Medical Staff	410
Radio/TV.....	414
SAP Center Seating Chart.....	414
In the Community	415
SAP Center at San Jose.....	416
AHL Divisional Alignment	417
2015-16 AHL Standings	418
All-Time Statistics	419
Knowing the Way to San Jose	420
All-Time Playoff Statistics	422
Barracuda Awards.....	423
Frenzy	424
ECHL Affiliate: Allen Americans.....	425
Barracuda Media Information.....	426



2016-17 SAN JOSE SHARKS MEDIA GUIDE



SHARKS SPORTS & ENTERTAINMENT

SAP CENTER AT SAN JOSE
525 West Santa Clara St., San Jose, Calif. 95113
Phone 408-287-7070 • Fax 408-999-5797

sjs Sharks.com • twitter.com/sanjosesharks • facebook.com/sanjosesharks

OWNERSHIP GROUP

Hasso Plattner, Gary Valenzuela, Gordon Russell, Rudy Staedler

SHARKS SPORTS & ENTERTAINMENT ADVISORY BOARD

Hasso Plattner, Gary Valenzuela, Scott McNealy, Rouven Westphal

HOCKEY OPERATIONS

General Manager	Doug Wilson
Vice President & Assistant General Manager	Joe Will
Head Coach	Peter DeBoer
Assistant Coaches	Bob Boughner, Steve Spott
Assistant Coach / Goaltending Coach	Johan Hedberg
Director of Player Development	Larry Robinson
Development Coach	Mike Ricci
Goaltending Development Coach & Special Assignment Scout	Evgeni Nabokov
Video Coach	Dan Darrow
Director of Scouting	Tim Burke
Scouts	Jimmy Bonneau, Gilles Cote, Pat Funk, Dirk Graham, Rob Grillo, Brian Gross, Shin Larsson, Bryan Marchment, Jason Rowe, Ryan Russell, Niklas Sundstrom, Mike Yandle
Director of Hockey Administration	Rosemary Tebaldi
Senior Team Services Manager	Ryan Stenn
Director of Hockey Operations	Doug Wilson, Jr.
Pro Scouting Analyst	Charlie Townsend
Head Athletic Trainer	Ray Tufts, ATC
Assistant Athletic Trainer	Wes Howard, ATC
Strength & Conditioning Coordinator	Mike Potenza
Massage Therapist	Arnulfo Aguirre, CMT, ART
Equipment Manager	Mike Aldrich
Assistant Equipment Manager	Vinny Ferraiuolo
Equipment Assistant & Equipment Transportation	Roy Sneesby
Cleaning Specialist	Norma Hernandez
Team Physicians	Dr. Mark Davies, Dr. Scott Crow & Dr. Anthony Abene
Team Internists/Family Practice	Dr. AJ Uy, Dr. Chris Fowler, Dr. Harley Goldberg & Dr. Katherine Gray
ER Medicine	Dr. Young Yoon & Dr. David Nix
Team Dentists	Mark Nishimura, D.D.S.,
Chiropractic Consultant	Mike McMurray, D.C.

BUSINESS & BUILDING OPERATIONS

Chief Operating Officer	John Tortora
Executive Vice President of Business & Building Operations	Jim Goddard
Executive Vice President, Chief Sales & Marketing Officer	Flavil Hampsten
Vice President, SSE Marketing & Digital	Doug Bentz
Vice President, Sales & Service	John Castro
Vice President, Finance	Ken Caveney
Vice President, Media Relations & Broadcasting	Scott Emmert
Vice President, Sharks Ice & San Jose Barracuda	Jon Gustafson
Vice President, Booking & Events	Steve Kirsner
Vice President, People	Fiona Ow Giffre
Vice President, Building Operations	Rich Sotelo



Vice President, Business Intelligence.....Neda Tabatabaie
Executive AssistantsRebeca Davichick, Kelley Hutton, Mary Grace Miller

TICKET SALES

Director of Special Event Sales Mike Nieves
Director of Ticket Sales..... Brian Towers
Director, Client Development & Ticket Operations Jamie Weinstein
Ticket Operations ManagerMatt Gulino
Inside Sales Manager..... Jake Carlson
Ticket Operations Coordinators Zach Meschke, Alexandra Martinez
Ticket Sales Coordinator..... Amanda Smith
Group Sales ManagerKyle Brant
Senior Account Sales Manager Eric Manuta
Account Sales Managers.Nick Brown, Brian Chung, Mohamed Fofana, Brian Lauer, Tyler Lotto, Blake Pangman, Jordan Pransky
Account Service Managers.....Aaron Apodaca, Jacob Gilbertson, Matt Jordan, Evan Santos
Inside Sales Consultants Claire Safine, Travis Gold, Mike Borders, Matt Hill, Eric Noe, Connor Stefanski, Erica Banal, Brittany Jones
Special Event Sales Coordinator..... Erik Taubman, Allison McKenzie
Account Executives Maria Brandone, Rebecca Burkhardt, Brandon Grengs, Chris Jensen

BUSINESS INTELLIGENCE

Business Intelligence Coordinator Darion Afshar-Gomez
Business Intelligence Analyst.....Eddie Poon

CORPORATE PARTNERSHIPS

Director, Corporate Partnership Sales and Service..... Jennifer Birmingham
Director of Business Development..... Jon Carpenter
Senior Sales Manager, Corporate PartnershipsDamien Beasley
Senior Service Manager, Corporate Partnerships Jennifer De Carlo
Sales Managers, Corporate Partnerships..... Grayson Farrar, Matt Siert, Matt Ryder, Riley Danford
Corporate Partnerships Development ManagersMike Hollywood, Steve Gracio, Spencer Neft, Andrei Losche
Service Managers, Corporate Partnerships..... Kayla Chickos, Seth, DeWitt, Patrick Luck
Sales & Marketing Communications Coordinator Sarina Madnick

SUITE SALES & SERVICE

Director of Suite Sales & Service.....Bruce Ross
Executive Suite & Premium Sales Manager..... Ted Chuba
Suites Services Manager..... Julie Kennedy



2016-17 SAN JOSE SHARKS MEDIA GUIDE

EVENT PRESENTATION

Director of Event Presentation	Steve Maroni
Event Presentation Manager	Jack Craig
Event Presentation Motion Graphics Designer	Jamie McNeill
Event Presentation Editor/Videographer	Taylor Hone

MARKETING & DIGITAL MEDIA

Director of Marketing	Casey Lepannen
Marketing Manager	Courtney Jankovich
Creative Services Manager	Brittney Little
Graphic Designers	Caitlynn Steinberg, Laurence Roman
Director of Content Production	Dustin Lamendola
Digital Media Manager	Patrick Hooper
Digital Media Production Coordinators	Nathan Hone, Austin Webb
Social Media Coordinator	Nicole Grazioli
CRM Marketing Coordinator	Stacy McGranor
Marketing Coordinators	Amanda Behrendt, Cassandra Ling
Arena Marketing Coordinator	Megan Ebeck

MEDIA RELATIONS

Media Relations Manager	Ben Guerrero
Media Relations Coordinator	Nicolas Carrillo

PUBLIC RELATIONS & FAN DEVELOPMENT

Director of Public Relations, Business Operations	Jim Sparaco
Mascot Operations Manager	Tim Patnode
Fan Development Manager	Tim Howell
Fan Development Coordinators	Amber Cottle, Stephanie Dubin
Public Relations Assistant	Missy Zielinski

BROADCASTING

Broadcast Operations & Media Relations Manager	Joanna Schimmel
Television Play-By-Play Broadcaster	Randy Hahn
Television Color Analyst	Jamie Baker
Radio Play-By-Play Broadcaster	Dan Rusanowsky
Radio Color Analysts	Bret Hedican, David Maley

BUILDING OPERATIONS

Director of Booking & Events	James Hamnett
Director of Building Services	Monte Chavez
Director of Ticket Operations	Patrick Doherty
Director of Guest Services	Mike McCarroll
Facilities Technical Director	Jason Lemiere
Chief Engineer	Eric Gold
Building Services Managers	Bruce Tharaldson, Ray Romero
Ushering & Emergency Medical Manager	Ryan Osenton
Technical Services Lead	Matthew Galvin
Building Services Supervisor	Lino Suastegui
Conversion Supervisor	TBD
Building Services Coordinators	Peggy Roland, Paula Vazquez
Mailroom Coordinator	Richard Perez
Guest Services Coordinator	Karen Casanave
Ticket Operations Manager	Darryl Washington
Engineers	Don DaRosa, Jeremy Held, Ken McEvoy, Jeff Medal, Darryl Sotelo, Jay Vasquez
Administrative Assistant	Yvette Rangel
Receptionist	Starley Lindley

FINANCE

Controller	Stephanie Reitz
Accounts Payable Associate	Connie Arteaga



General Ledger and Payroll Accountant	Sara Blanchard
Banking Accountant	Trista Gladstone
Administrative Accountant	Jeenette Miller
Financial Analyst	Mark Paulsen
General Ledger Accountant	Tasia Simmons

INFORMATION TECHNOLOGY

Director of Information Technologies	Allison Aiello
Systems Administrator	Cara Browning
Systems Support Specialist	Tony Harrell

HUMAN RESOURCES

Business Partners	Karen Aasen, Jeannine Young
-------------------------	-----------------------------

LEGAL

Counsel	Andrew Koehler
---------------	----------------

MISCELLANEOUS

Team Colors	Deep Pacific Teal, Burnt Orange and Black
Home Ice/Capacity	SAP Center at San Jose (17,562)
Dimensions of Rink	200-feet by 85-feet
Television Station	Comcast SportsNet California
Radio Network Flagship	98.5/102.1 FM KFOX (KUFX)
Team Photographers	Don Smith, Rocky Widner
P.A. Announcer	Danny Miller
Mascot	S.J. Sharkie
AHL Affiliate	San Jose Barracuda
ECHL Affiliate	Allen Americans

SHARKS ICE - SAN JOSE/FREMONT/OAKLAND

Director of Operations - Sharks Ice at San Jose/Fremont	Richard Rocha
General Manager - Oakland Ice Center	Melissa Fitzgerald
Operations Manager - Sharks Ice at Fremont	Casey Maguire
Director of Skating	Candy Goodson
Director of Hockey	Robert Savoie
Director, Junior Sharks	Curtis Brown
Merchandise Manager	Ron Glasow
Hockey Manager	Tyler Shaffar
Hockey Manager (Oakland Ice Center)	Derek Donald
Youth Hockey Manager	Matt Adams
Development Coordinator	Mike Janda
Skating Manager - Oakland Ice Center	David Hicks
Participation Development Manager - San Jose	Salvatore Barranco
Participation Development Manager - Oakland	Louie Reed
Office Manager - Sharks Ice at San Jose	Kimberly Saito
Office Manager - Oakland Ice Center	Grace Ramsey
Food & Beverage Manager	Dan Anglikowski
Guest Services Coordinator	Nancy Perez
Birthday Party Coordinator	Stephanie Conroy

SHARKS FOUNDATION

Sharks Foundation Manager	Heather Hooper
Sharks Foundation Coordinators	Jenne' Johnson, Casey Roberts

**SAN JOSE BARRACUDA (AHL)****EXECUTIVE STAFF**

Governor	John Tortora
Vice President/Alternate Governor	Jon Gustafson

HOCKEY OPERATIONS

General Manager & Alternate Governor	Joe Will
Head Coach	Roy Sommer
Assistant Coach	Ryan Mougenel
Video Coach and Hockey Operations Coordinator	Nick Gialdini
Development Coach (Defenseemen)	Bryan Marchment
Development Coach (Forwards)	Mike Ricci
Development Coach (Goalies)	Evgeni Nabokov
Head Athletic Trainer	Quentin Higgins
Head Equipment Manager	Adam Dexter
Strength and Conditioning Coordinator	Marcello Martinelli
Assistant Equipment Manager	John Peters

BUSINESS OPERATIONS

Game Presentation Manager	Daniel Bell
Media Relations & Broadcasting Manager	Nick Nollenberger
Marketing Coordinator	Tyler Hadfield
Digital Media Coordinator	Ann Frazier
Fan Development Coordinator	Joey Goldstein
Account Services Manager	Rachelle Hill
Sales Manager, Corporate Partnerships	Riley Danford
Ticket Sales Account Executive	Maria Brandone

SAN JOSE ARENA AUTHORITY

Executive Director	Chris Morrissey
Office Manager	Shelly Wang

ARAMARK SPORTS AND ENTERTAINMENT

Resident District Manager	John Heberden
Director of Premium Services	Dan Tweddle
Director of Concessions	Franklin Meltzer
Merchandise Manager	Patte Dahlin
Warehouse Manager	Henry Galvez
Concessions Manager	Jose Lopez
Human Resources Manager	Ebi Netto
IT Manager	J.R. Sivila
Assistant Human Resources Manager	Raul Sepulveda
Controller	Sisamoune Tran
Executive Chef	Craig Coe
Catering Sales Coordinator	Madelyn Lacayo
Accountants	Eliza Borja, Michelle Nguyen



FRONT OFFICE





EXECUTIVES

FRONT OFFICE



HASSO PLATTNER

MAJORITY OWNER

Hasso Plattner serves as the majority owner of Sharks Sports & Entertainment (SSE). A charter member of the local ownership group who purchased the San Jose Sharks from original owner George Gund III in 2002, Plattner became the organization's majority owner in 2010.

A lifelong hockey fan, Plattner intently followed the game at the international level while growing up in his native Germany. An avid spectator of hockey's World Championships each year, he marveled at the exploits of the Soviet Union's powerhouse hockey teams in the late 1970's and early 1980's.

On a trip to the Bay Area as co-founder of SAP SE, the world's largest business software company, he distinctly recalls the moment his past and future collided while watching the Sharks play on television in 1993.

"The announcer says (Sergei) Makarov...(Igor) Larionov...(Johan) Garpenlov," Plattner recalls. "Not possible - I see two of the top players I watched for more than 10 years. And here they are."

And so began Plattner's affinity for the San Jose Sharks and hockey in the Bay Area.

Since becoming the team's majority owner, his impact on the franchise has been measureable. In that span, the Sharks have made three appearances in the Western Conference Final (2010, 2011, 2016), posted three 100+ point seasons and earned their first trip to the Stanley Cup Final in franchise history (2016).

On and off the ice, Plattner has provided the financial resources needed for the organization to take major steps forward in several areas. In 2015, Plattner committed the financial backing to re-locate the team's American Hockey League (AHL) development affiliate to California in order to enhance the organization's ability to oversee and develop prospects in the team's pipeline. Accompanying that relocation was a large-scale, facility expansion at Sharks Ice at San Jose to house the AHL's San Jose Barracuda, along with a major cosmetic modernization and renovation to the Sharks existing practice facilities.

Over the past two summers, he greenlighted General Manager Doug Wilson's plan to fortify the Sharks NHL roster, authorizing a franchise-high team payroll and reinvigorating a team that has posted 96 or more points in 10 of the last 11 complete NHL seasons.

Off the ice, Plattner authorized expanding the team's business operations, including ramping up the organization's sales and service departments and the creation of initiatives such as Sharks 365, offering Sharks fans one of the most remarkable and distinctive season ticket experiences in all of sports.

However, his most commendable action came in 2015 by re-committing the Sharks to the City of San Jose with a ten-year arena management agreement, accomplished without the need for excess public investment or a new arena. The new deal will keep the team at SAP Center at San Jose through 2025, with the potential to extend the agreement through 2040.

Plattner's passions in life are sports, business and science. At SAP, he currently serves as Chairman of the Supervisory Board and as Chief Software Advisor, where he concentrates on defining the medium and long-term technology strategy of SAP. He also heads the Technology Committee of the SAP Supervisory Board.

Plattner has received a number of honors recognizing not only his accomplishments in the business world but his significant track record in giving back to the community. In 1997, he received the Information Technology Leadership Award for Global Integration as part of the Computerworld Smithsonian Awards Program. In 1998, he was inducted into the German Hall of Fame, which honors those who promote economic and social development in Germany. In 2002, the University of Potsdam appointed him an Honorary Doctor, and in 2004, an Honorary Professor. In 2001, *Time Magazine Europe* ranked Plattner #1 on its list of the most important and influential IT personalities.

Plattner received his master's degree in communications engineering from the University of Karlsruhe. In 1990, the University of Saarbruecken awarded him an honorary doctorate and in 1994 he was granted an honorary full professorship.

Well known for his philanthropic efforts, Plattner is a leading private patron of education and research in science and technology. Following his retirement from day-to-day involvement in SAP, Plattner has devoted his time to the promotion of science, innovation and entrepreneurship, as well as to social and cultural projects.

Under the umbrella of the Hasso Plattner Foundation, he founded the Hasso Plattner Institute for Software Systems Engineering (HPI) in 1998 at the University of Potsdam in Germany, and expanded the HPI with a School of Design Thinking in 2007. He not only fully finances the HPI, but is also actively involved as a director, professor and lecturer in Enterprise Platforms and Integration Concepts.

In 2005, Plattner established the Hasso Plattner Institute of Design at Stanford University, a hub for student and faculty innovators in the areas of engineering, medicine, business, law, the humanities, sciences, and education.

In addition, Plattner has long been active in the fight against AIDS in South Africa.

Along with being a life-long hockey enthusiast, Plattner is an avid competitive sailor who participated in the 505 World Championship, a race for high-performance two-person sailboats. He lists his top sports hero as Jesse Owens, the track and field star who captured four gold medals at the 1936 Berlin Olympics, and his top political hero as Nelson Mandela for his ability to guide South Africa out of apartheid.



EXECUTIVES

FRONT OFFICE



JOHN TORTORA

CHIEF OPERATING OFFICER

John Tortora enters his fourth season as chief operating officer of Sharks Sports & Entertainment (SSE). Tortora, 47, oversees all aspects of SSE's business operations and represents the organization's ownership. He serves as an alternate governor for the San

Jose Sharks to the National Hockey League's (NHL) Board of Governors and for the San Jose Barracuda to the American Hockey League's (AHL) Board of Governors.

Tortora works closely with Sharks General Manager Doug Wilson to establish and maintain a centralized and collaborative vision for the entire organization, encapsulating both hockey and business operations. Since being appointed COO in 2013, Tortora has focused on creating new opportunities to connect Sharks fans and corporate partners with the Sharks brand throughout the year.

Over the last year under the direction of Sharks Majority Owner Hasso Plattner, Tortora has successfully collaborated on a number of high-profile organizational projects.

One of the most significant events occurred on Feb. 21, 2015 when the Sharks hosted the 2015 Coors Light Stadium Series at Levi's Stadium, which was Northern California's first professional outdoor hockey game. The sold-out contest was an overwhelming success, drawing a crowd of 70,205 fans, making it the third-largest attended game in NHL history. In addition, Tortora facilitated the Sharks participation in the four-part, EPIX television series, "Road to the Stadium Series," which offered a unique and unfettered look into the day-to-day life of the Sharks players in the weeks preceding the outdoor game.

In May 2015, Tortora reaffirmed Plattner's commitment to the City of San Jose by extending SSE's management agreement to operate SAP Center and ensuring that the Sharks will continue to call San Jose its home through the 2024-25 season.

In conjunction with Wilson, Tortora helped spearhead the relocation of the Sharks top development club from Worcester, Mass. to the SAP Center at San Jose as a part of a new Pacific Division of the American Hockey League (AHL). Beginning with the 2015-16 season, the Barracuda provided a new opportunity for Sharks fans to connect with future Sharks players in a unique manner, while enabling the Sharks hockey staff to oversee the development of the organization's strong core of prospects. In addition, the partnership with presenting sponsor Barracuda Networks ushered in an unprecedented corporate relationship with the Bay Area technology company, reaffirming the organization's desire to connect with regional corporations in innovative ways.

Tortora also helped facilitate Plattner's financial commitment to the Sharks hockey department with a massive renovation at Sharks Ice at San Jose, including a \$4 million expansion of the facility to house the newly-relocated AHL team, as well as a large-scale cosmetic upgrade to the Sharks training facilities.

2015-16 also saw a season-long celebration of the franchise's 25th Anniversary and its great fans, united for a special evening at a gala to commemorate the organization's first 25 years in the Bay Area. Fittingly, the season culminated with the franchise's first trip to the Stanley Cup Final.

Tortora joined SSE in June 2011 as executive vice president and general counsel where he oversaw all legal matters pertaining to the franchise. Prior to joining SSE, Tortora spent 14 years with the NHL in New York, where he most recently was Vice President, Media. Tortora was actively involved in the launch of the NHL Network. Further, Tortora navigated a variety of content rights issues across various distribution platforms. Tortora also monitored and addressed regulatory matters in Ottawa and Washington.

After graduating magna cum laude in accounting from Seton Hall University in 1991, Tortora attended Seton Hall University School of Law, graduating in 1994 and serving as editor-in-chief of Volume 4 of the Seton Hall Journal of Sport Law.

A native of New Jersey, Tortora is a member of the New Jersey and New York State Bars and is a registered in-house counsel with the State Bar of California. Tortora also is active with the Bay Area Council, Joint Venture Silicon Valley, National Sports Marketing Network, San Jose Capital Club, San Jose Downtown Association, San Jose Silicon Valley Chamber of Commerce, San Jose Sports Authority, and the Silicon Valley Leadership Group. A four-time marathoner, Tortora and his wife, Debbie, have two teenagers.



JIM GODDARD

EXECUTIVE VICE PRESIDENT OF BUSINESS AND BUILDING OPERATIONS

A 27-year veteran with Sharks Sports & Entertainment (SSE), the past 19 years as executive vice president and general manager of building operations, Jim Goddard enters his fifth season as executive vice president of business and building operations, a position he was appointed to by SSE's Board of Directors on June 13, 2013.

In this role, Goddard oversees all facets of SAP Center at San Jose's operation, including event booking, guest services, ticket operations, parking, food services, engineering and facility technical operations. He is the point person for discussions between arena management and the City of San Jose. More so, Goddard implements and oversees all building improvements, from the design phase to final construction.

He also oversees the management team of the Sharks Ice facilities and the business operations for the San Jose Barracuda, the Sharks American Hockey League affiliate.

In 2015, fresh off Sharks Majority Owner Hasso Plattner's commitment to stay in San Jose, Goddard oversaw several upgrades to SAP Center, including a large-scale roof improvement project, as well as the installation of the state-of-the-art SAP digital media wall on the arena's concourse, furthering the organization's partnership with naming rights sponsor SAP.

Thanks to the building's pristine reputation and meticulous upkeep, SAP Center was chosen to host several elite events this past year, including: the 2016 U.S. Women's Olympic Gymnastics Trials; the NFL's Super Bowl Opening Night; a special Bay Area address from Narendra Modi, Prime Minister of India; some of the Nation's most sought-after concert acts, including Adele, Barbra Streisand and Drake; a full slate of NHL and AHL games and the building's first-ever Stanley Cup Final contests.

In the summer of 2007, Goddard helped implement an ambitious, \$17.5 million capital upgrade project to SAP Center that included a new, multi-level LED scoreboard, LED full-color fascia display, a state-of-the-art seating area sound system, roof-rigging weight capacity increase and a new HDTV control room.

Goddard oversaw three separate expansion and renovation projects of Sharks Ice at San Jose, which included the addition of a multi-million dollar, 58,000-square foot training and practice facility for the Sharks in August 2000 and a fourth sheet of ice in 2005. In 2015, under the direction of ownership, Sharks Ice at San Jose underwent a large-scale expansion, which saw the creation of an AHL facility for the newly-relocated San Jose Barracuda, as well as the overhaul of the Sharks practice facility and locker room. With its four ice sheets, Sharks Ice at San Jose is the largest ice facility in the United States under one roof west of the Mississippi River.

From 1993-96, he served as vice president of building operations and from 1990-93, Goddard served as San Jose Arena project manager, helping oversee the design and construction of the facility. He represented the Sharks and SAP Center Management interests in working with the City of San Jose, architects, consultants and contractors.

Goddard came to San Jose from Minnesota following a 23-year term of service at the Met Center, home of the Minnesota North Stars, finishing as vice president of Met Center Operations. While at the Met Center, Goddard was involved in all aspects of the management and operation of the facility, working with promoters, tenants, concessionaires and suppliers to ensure a consistent level of superior service was enjoyed by everyone involved with the building.

Goddard attended the University of Minnesota.



FLAVIL HAMPSTEN

EXECUTIVE VICE PRESIDENT, CHIEF SALES & MARKETING OFFICER

Flavil Hampsten enters his second year with the San Jose Sharks, serving as executive vice president, chief sales & marketing officer. In this role, Hampsten oversees corporate partnerships, ticket sales and service, suite sales and service, fan development, the Sharks Foundation, marketing and digital media, as well as a newly created business intelligence division which will provide analytics support to all business departments.

With the support from Sharks Majority Owner Hasso Plattner, Hampsten led a department expansion that completely revamped the organization's sales, service and marketing departments. As part of this process, he oversaw the creation of Sharks 365, a brand new initiative that offers Sharks fans one of the most remarkable and distinctive season ticket experiences in all of sports.

In addition, a revamped marketing department focused on initiatives to stimulate fan involvement, adding staff to help facilitate the creation of more Sharks-related web content, such as The Deep, and coverage of team-specific events, such as the Sharks Summer Prospects Scrimmage, viewing parties and more.

Hampsten, a *Sports Business Journal* and *Charlotte Business Journal* 40 Under 40 Honoree, spent five years with the Charlotte Hornets as senior vice president of sales and database marketing prior to joining Sharks Sports and Entertainment. In Charlotte, he oversaw the sales and services staff in the areas of season tickets, group tickets, premium and luxury tickets, corporate partnership sales, corporate partnership activation, as well as managed the team's CRM system, business intelligence department, and direct-to-consumer database marketing programs. During his tenure, the team embarked on an unprecedented move to rebrand back to the Hornets moniker, which resulted in record setting revenue in full season ticket sales and new corporate partnership agreements. The organization also set franchise records in FSE sales, group sales, individual game sales, total corporate partnership revenue, and was awarded 10 sales and marketing awards by the NBA during his time with the team.

Before Charlotte, Hampsten was a part of the National Basketball Association's acclaimed Team Marketing and Business Operations department. There he was responsible for analyzing the business operations and identifying areas of strengths and opportunities for a select number of NBA, WNBA and NBA D-League teams.

A graduate of Mount Union College, he also earned an MBA in marketing from Arizona State University. Hampsten currently resides in San Jose with his wife Ashlee, daughter Brooklyn and son CJ.



DOUG WILSON

GENERAL MANAGER

Since being named the team's general manager on May 13, 2003, Doug Wilson has strategically built the San Jose Sharks into one of the National Hockey League's top franchises through strong drafting, shrewd trades and timely free agent signings.

In his 12 seasons in charge of the Sharks hockey department, Wilson has guided the team to its most successful era since the franchise's inception, capturing a Presidents' Trophy (2009), five Pacific Division titles, advancing to the Western Conference Final on four occasions (2004, 2010, 2011, 2016) and appearing in the Stanley Cup Final (2016). In his tenure as general manager, no National Hockey League team has appeared in more Stanley Cup Playoff rounds (24) than San Jose (tied with the Detroit Red Wings).

Between 2003 and 2014, the Sharks made ten consecutive appearances in the Stanley Cup Playoffs, which was the second-longest active playoff streak in the NHL (Detroit, 24 seasons) and the third-longest streak in North American professional sports (NHL, NFL, NBA, MLB) at that time.

Under Wilson's leadership since 2003, the Sharks rank second in the NHL in regular season points (1,204 points, 544-290-116 record) and are second in wins among all NHL teams. During that span, (not including the 2012-13 lockout shortened season) the team averaged 104 points per season and posted four 50-win seasons.

San Jose's 13, 40-plus win seasons since 2000-01 are tied with Detroit for the most seasons with 40 or more wins in that span.

In 2015, Sharks Majority Owner Hasso Plattner empowered Wilson's desire to fortify San Jose's roster by approving a franchise-high team payroll, enabling the Sharks to add several key free agents and extend the contracts of several core players. The moves helped the Sharks win the Western Conference and appear in the franchise's first Stanley Cup Final in 2016.

Plattner also supported Wilson's effort to strengthen the organization's player development system and program, approving the Sharks relocation of their American Hockey League affiliate to San Jose. The move to California allows for greater interaction, involvement and observation from San Jose's development coaches and eliminated the need



DOUG WILSON CONTINUED

to fly players across the United States in the event of recalls and reassignments, adding valuable practice time. To accommodate the new team, the Sharks undertook a large overhaul of Sharks Ice at San Jose in 2015, constructing a brand new practice facility for the new AHL team, as well as extensive renovations to the Sharks existing room, aimed to modernize both headquarters.

In his current role, Wilson, 59, has overall authority regarding all of Sharks Sports & Entertainment's hockey-related operations. He oversees all player personnel decisions, negotiates player contracts, coordinates the efforts of the team's scouting department, leads the team in its draft day preparation and administers the club's player evaluation process at all professional, minor and junior levels.

Wilson serves as one of the franchise's alternate governors to the NHL's Board of Governors.

In his previous role as the franchise's director of pro development (1997-03), Wilson's responsibilities included evaluating talent at all professional and minor league levels and continuous assessment of the Sharks roster and reserve list. In addition, he provided valuable input assisting in the club's player development programs and consulting with the hockey department on all major personnel issues, special assignments and contract negotiations.

Working closely with the entire hockey department, Wilson played a major role in creating a positive atmosphere in the dressing room and on-the-ice attractiveness to obtaining and retaining veteran free agents during the team's re-building period such as Vincent Damphousse, Mike Ricci, Gary Suter, Scott Thornton and Mike Vernon.

From 1993-97, Wilson was an integral member of the NHLPA. A past president of the NHLPA, he also served as coordinator of player relations and business development, where he was primarily responsible for overseeing player relations, the development of business ventures and managing international affairs.

Wilson sat on the board of the Canadian Hockey Association and has extensive experience in talent evaluation. He served as management consultant for Canada's entries in the 1994, 1995, 1996 and 1997 World Junior Championship tournaments — resulting in four consecutive gold medal finishes and also served on the management team for Canada's entry in the 1998 Winter Olympic Games.

Wilson draws on a vast amount of hockey knowledge and expertise throughout his on-and-off the ice experiences. His older brother, Murray, played seven NHL seasons, capturing four Stanley Cup Championships with the Montreal Canadiens (1973, 1976-78) as a teammate of Sharks current Director of Player Development Larry Robinson. As a member of the Ontario Hockey League's Ottawa 67s, Wilson played for Hall of Famer Brian Kilrea, junior hockey's all-time winningest coach. During his tenure with the Chicago Blackhawks, Wilson was a teammate of NHL legend Bobby Orr and a roommate with Hockey Hall of Famer Stan Mikita.

In 2004, Wilson participated in the NHL Game Committee, a panel of players, coaches, executives and media responsible for examining all aspects of the game. The committee, which initially met during the offseason, included Hall of Fame coach Scotty Bowman and Pittsburgh Penguins chairman of the board Mario Lemieux, among others.

As a player, following a stellar junior career with the Ottawa 67s, the Ottawa, Ontario native was a first round draft choice (sixth overall) by the Chicago Blackhawks in 1977. He played 16 NHL seasons, primarily with Chicago, before finishing his career in San Jose. In 1,024 NHL games, he posted 827 points (237 goals, 590 assists) which ranks 15th among defensemen on the NHL's all-time scoring list. In 1982, he was the winner of the James Norris Memorial Trophy, symbolic of the League's top defenseman, when he tallied 85 points. His 39 goals that season are the fourth-most ever scored by an NHL defenseman.

Wilson ranks fifth on the Blackhawks all-time points (779) and games played lists (938), and among defensemen, he ranks first in points, goals (225; 15th overall) and assists (554; third overall). He led all Blackhawks defensemen in scoring for eight consecutive seasons (1980-81 thru 1989-90).

He was selected to eight NHL All-Star Games (seven with Chicago and one with San Jose) and while with Chicago, Wilson was named as an NHL First Team All-Star in 1982 and twice was named as an NHL Second Team All-Star (1985 and 1990).

In addition, he played in 95 career playoff games with Chicago and scored 80 points (19 goals, 61 assists).

Acquired by San Jose just prior to the Sharks inaugural season in 1991, Wilson brought instant credibility and respect to the young franchise. He played two seasons for the Sharks, serving as the organization's first captain and scoring 48 points (12 goals, 36 assists) in 86 games.

Additional highlights from Wilson's Sharks career include being the team's first representative in an All-Star Game (1991-92), playing in his NHL-milestone 1,000th game on Nov. 21, 1992 (77th player in League history) and twice being named (1992 and 1993) the Sharks nominee for the King Clancy Award, presented for leadership and humanitarian contributions both on-and-of the ice.

Wilson announced his retirement as a member of the Sharks during training camp in 1993-94.

In 2004, Wilson was named to the Positive Coaching Alliance's National Advisory Board. Positive Coaching Alliance is a national non-profit developing "Better Athletes, Better People" by working to provide all youth and high school athletes a positive, character-building youth sports experience.

Wilson was inducted into the Chicago Sports Hall of Fame in September 1999. He also formerly served on the board of directors for the NHL's Alumni Association.

In October 1998, the Ottawa 67s honored his stellar career by retiring his No. 7 sweater and inducting him into the Ottawa Sports Hall of Fame. In November of 2016, Wilson will be inducted into the San Jose Sports Hall of Fame.

Wilson and his wife, Kathy, have four children: Lacey, Doug, Chelsea and Charlie.



PLAYING CAREER OF DOUG WILSON

CAREER STATISTICS

PLAYOFFS

SEASON	CLUB	LEAGUE	GP	G	A	PTS	PIM	GP	G	A	PTS	PIM
1974-75	Ottawa	OHA	55	29	58	87	75	7	2	3	5	6
1975-76	Ottawa	OHA	58	26	62	88	142	12	5	10	15	28
1976-77	Ottawa	OHA	43	25	54	79	85	15	4	20	24	34
1977-78	Chicago	NHL	77	14	20	34	72	4	0	0	0	0
1978-79	Chicago	NHL	56	5	21	26	37	—	—	—	—	—
1979-80	Chicago	NHL	73	12	49	61	70	7	2	8	10	6
1980-81	Chicago	NHL	76	12	39	51	80	3	0	3	3	2
1981-82	Chicago	NHL	76	39	46	85	54	15	3	10	13	32
1982-83	Chicago	NHL	74	18	51	69	58	13	4	11	15	12
1983-84	Chicago	NHL	66	13	45	58	64	5	0	3	3	0
1984-85	Chicago	NHL	78	22	54	76	44	12	3	10	13	12
	Canada	Canada Cup	7	2	1	3	4	—	—	—	—	—
1985-86	Chicago	NHL	79	17	47	64	80	3	1	1	2	2
1986-87	Chicago	NHL	69	16	32	48	36	4	0	0	0	0
	NHL All-Stars	RdV'87	2	1	1	2	0	—	—	—	—	—
1987-88	Chicago	NHL	27	8	24	32	28	—	—	—	—	—
1988-89	Chicago	NHL	66	15	47	62	69	4	1	2	3	0
1989-90	Chicago	NHL	70	23	50	73	40	20	3	12	15	18
1990-91	Chicago	NHL	51	11	29	40	32	5	2	1	3	2
1991-92	San Jose	NHL	44	9	19	28	26	—	—	—	—	—
1992-93	San Jose	NHL	42	3	17	20	40	—	—	—	—	—
	Sharks Totals		86	12	36	48	66	—	—	—	—	—
	NHL Totals		1024	237	590	827	830	95	19	61	80	86

Drafted by Chicago in 1977 (1st round, 6th overall). Traded by Chicago to San Jose in exchange for Kerry Toporowski and a second round selection (27th overall) in the 1992 NHL Entry Draft, Sept. 6, 1991. Retired, Sept. 10, 1993. **HONORS:** OHA First All-Star Team (1977); NHL First All-Star Team (1982); James Norris Trophy (NHL's top defenseman, 1982); NHL Second All-Star Team (1985 and 1990); NHL All-Star Game (1982-86, 1990 and 1992).



JOE WILL

VICE PRESIDENT & ASSISTANT GENERAL MANAGER, SAN JOSE SHARKS
GENERAL MANAGER, SAN JOSE BARRACUDA

Joe Will begins his sixth season as assistant general manager for the San Jose Sharks and his fourth as general manager of the Sharks' American Hockey League affiliate (Worcester Sharks and San Jose Barracuda).

In San Jose, Will works closely with general manager Doug Wilson on all daily departmental functions and his primary responsibilities include contract research and negotiations, scouting operations, fiscal planning, salary cap analysis and hockey administration. He's the lead coordinator and planner for the Sharks training camp scouting meetings and scouting conference calls each season.

In addition, as general manager of the San Jose Barracuda, he oversees all the hockey operations for the Sharks American Hockey League affiliate, including player evaluation, player contracts, and player recall and reassignments. In an effort to strengthen the organization's player development system and program, the Sharks relocated their American Hockey League affiliate to San Jose. Beginning in the 2015-16 season, the Barracuda will be part of the AHL's new Pacific Division and play their home games at SAP Center. The move west will eliminate the need to fly players across the United States in the event of recalls and reassignments and add valuable practice time. It will also allow for greater interaction and observation from San Jose's development coaches.

One of his most important duties involves the tracking, analyzing and projecting of the team's player payroll relative to the current and future National Hockey League salary cap to give the team the financial flexibility to ice a championship-caliber team each season.

Will, 52, also works with the organization's professional scouts and management team in player research for expansion, waivers, free agency and trades. His expert analysis of economic trends in the NHL has led to the Sharks acquisition and retention of several key veteran players over his time with the club.

Prior to his current roles, Will served as the team's director of hockey operations from 2004-2011. A member of the Sharks organization since the franchise's inception in July 1990, he has also previously served as assistant to the general manager and scouting coordinator.

The Bloomington, Minn. native also works with director of scouting Tim Burke in the development and implementation of draft prospect testing, draft table operations and computer scouting analysis. Will is an integral part of the team's draft-day strategy. Without his coordinating efforts, the team would not have drafted 2001 Calder Memorial Trophy winner Evgeni Nabokov in 1994. In addition, he developed the Sharks computer scouting program that pioneered the advent of scouting programs now used throughout the NHL.

Prior to joining San Jose, Will spent six years in the Minnesota North Stars organization in various capacities.



PETER DeBOER

HEAD COACH

Peter DeBoer was named the eighth head coach in San Jose Sharks franchise history on May 28, 2015.

In his first season as head coach, he led the Sharks to their first Stanley Cup appearance in franchise history after going 46-30-6 during the regular season. DeBoer earned his first win behind the Sharks bench in the season opener on October 7 at Los Angeles. He went on to win the Sharks home-opener on October 10 versus Anaheim, becoming the second coach in Sharks history (McLellan) to win both his road and home debuts.

Prior to joining San Jose, DeBoer coached the New Jersey Devils for three and a half seasons, posting a 114-93-41 record and leading the Devils to the 2012 Stanley Cup Final. DeBoer finished his coaching tenure with the Devils as the second-winningest coach in New Jersey franchise history behind Jacques Lemaire (276).

DeBoer spent three seasons prior to his stint with the Devils as head coach of the Florida Panthers, compiling a 103-107-36 mark behind the Panthers' bench. In 2008-09, he led the team to its then-second-best finish ever, ending the season with a 41-30-11 record and 93 points. The team finished tied with the Montreal Canadiens for the eighth seed in the Eastern Conference and a Stanley Cup Playoffs berth but fell to ninth in the final standings due to a tiebreaker (head-to-head record) with the Canadiens. DeBoer is currently tied with Jacques Martin for the most games coached in Florida franchise history.

Before coaching in the NHL, DeBoer was one of the most distinguished coaches in the Ontario Hockey League's history. He spent 13 seasons coaching with Detroit, Plymouth and Kitchener in the OHL, including winning a Memorial Cup Championship in 2003 and the OHL Championship in 2003 and 2008 with Kitchener. A two-time winner of the OHL Coach of the Year Award in 1999 and 2000 with Plymouth, he was also named the Canadian Hockey League's Coach of the Year in 2000.

During his time in the OHL, he led his team to the league's best overall record four times (1998-99, 1999-2000, 2002-03, 2007-08) and is one of only eight coaches in OHL history to reach the 500+ win mark. He ranks eighth on the OHL all-time coaches win list (539) and 12th in games coached (878).





2016-17 SAN JOSE SHARKS MEDIA GUIDE

PETER DeBOER CONTINUED

FRONT OFFICE

Internationally, DeBoer has frequently been selected to represent his native Canada, including serving as an assistant coach for the Canadian World Championship squad in 2015 (gold medal), 2014 and 2010. Additionally, he was a member of the coaching staff for Canada's World Junior Championship team in 2005 (gold medal) and 1998. He also served on the Team Canada coaching staff for the 2007 Canada-Russia Super Series. DeBoer was named an assistant coach for Team North America at the 2016 World Cup, but withdrew from the tournament for family reasons.

A center in his playing career, DeBoer was selected by the Toronto Maple Leafs in the 12th round (237th overall) of the 1988 NHL Entry Draft and played professionally for two seasons with the International Hockey League's Milwaukee Admirals, posting 102 points (48 goals, 54 assists). He played four seasons at Windsor (OHL) scoring 171 points (84 goals, 87 assists).

He participates in the Ontario-based Smilezone Foundation Golf Tournament to assist children's healthcare facilities, and organized a Hurricane Sandy charity game in Nov. 2012.

Born June 13, 1968 in Dunnville, Ontario, he holds a law degree from the University of Windsor and University of Detroit. He and his wife, Susan, have one daughter, Abigail, and two sons, Jack and Matthew.

HEAD COACHING RECORD OF PETER DeBOER

CAREER STATISTICS								PLAYOFFS		
SEASON	TEAM	LEAGUE	W	L	O/T	W%	P%	W	L	W%
1995-96	Detroit	OHL	40	22	4	.606	.636	9	8	.529
1996-97	Detroit	OHL	26	34	6	.393	.439	1	4	.200
1997-98	Plymouth	OHL	37	19	10	.560	.636	8	7	.533
1998-99	Plymouth	OHL	51	11	6	.750	.794	7	4	.636
1999-00	Plymouth	OHL	45	18	5	.662	.699	15	8	.652
2000-01	Plymouth	OHL	43	15	10	.524	.706	14	5	.737
2001-02	Kitchener	OHL	35	22	11	.632	.596	0	4	.000
2002-03	Kitchener	OHL	46	14	8	.676	.735	16	5	.762
2003-04	Kitchener	OHL	34	26	8	.500	.559	1	4	.200
2004-05	Kitchener	OHL	35	20	13	.515	.610	9	6	.600
2005-06	Kitchener	OHL	47	19	2	.691	.706	1	4	.200
2006-07	Kitchener	OHL	47	17	4	.691	.721	5	4	.556
2007-08	Kitchener	OHL	53	11	4	.779	.809	16	4	.800
2008-09	Florida	NHL	41	30	11	.500	.567	-	-	-
2009-10	Florida	NHL	32	37	13	.390	.470	-	-	-
2010-11	Florida	NHL	30	40	12	.366	.439	-	-	-
2011-12	New Jersey	NHL	48	28	6	.585	.622	14	10	.583
2012-13	New Jersey	NHL	19	19	10	.396	.500	-	-	-
2013-14	New Jersey	NHL	35	29	18	.427	.537	-	-	-
2014-15	New Jersey	NHL	12	17	7	.333	.431	-	-	-
2015-16	San Jose	NHL	46	30	6	.561	.598	14	8	.636
NHL TOTALS				263	230	83	.457	.515		

PLAYING CAREER OF PETER DeBOER

CAREER STATISTICS								PLAYOFFS				
SEASON	TEAM	LEAGUE	GP	G	A	PTS	PIM	GP	G	A	PTS	PIM
1985-86	Windsor	OHL	55	3	6	9	20	11	1	0	1	0
1986-87	Windsor	OHL	52	13	17	30	37	14	4	9	13	16
1987-88	Windsor	OHL	54	23	18	41	41	12	4	4	8	14
1988-89	Windsor	OHL	65	45	46	91	40	4	2	3	5	0
	Milwaukee	IHL	2	0	1	1	0	1	0	2	2	2
1989-90	Milwaukee	IHL	67	21	19	40	16	6	0	3	3	4
1990-91	Milwaukee	IHL	82	27	34	61	34	6	1	3	4	0



STEVE SPOTT

ASSISTANT COACH

Steve Spott enters his second season with San Jose as an assistant coach on Peter DeBoer's staff. Spott's primary responsibilities centered around the power play and offensive strategy.

Spott, 48, most recently spent the 2014-15 season as an assistant coach for the Toronto

Maple Leafs.

A native of Toronto, Ont., Spott spent two seasons with the Maple Leafs organization, serving as the head coach of the Maple Leafs American Hockey League (AHL) affiliate Toronto Marlies in 2013-14. He led the team to a record of 45-25-2-4, winning the North Division title and earning a spot in the Western Conference Final, where the Marlies fell in seven games to the eventual Calder Cup-winning Texas Stars.

Prior to his time with the Toronto organization, Spott coached in the Ontario Hockey League (OHL) with both the Kitchener Rangers and the Plymouth Whalers. He was hired by Plymouth in 1997 and spent four seasons on DeBoer's staff as an assistant/associate coach, before both he and DeBoer joined Kitchener in 2001. Spott spent his first seven seasons in Kitchener as an assistant coach under DeBoer, helping lead the Rangers to the 2003 Memorial Cup championship.

Spott was hired as Kitchener's head coach and general manager in 2008 following DeBoer's departure to the NHL. In five seasons, Spott guided the Rangers to a record of 187-121-32, four playoff berths and two trips to the Western Conference Final.

Spott also boasts significant international coaching experience. In the summer of 2008, he was an assistant coach with Team Canada at the under-18 Ivan Hlinka Memorial tournament, helping Canada win the gold medal. In 2010, he won a silver medal as an assistant coach with Team Canada at the World Junior Hockey Championships in Saskatchewan. The following year he led Canada to a gold medal as head coach of the under-18 team at the 2011 Ivan Hlinka Memorial Tournament in the Czech Republic. Spott was also appointed head coach of Team Canada at the 2013 World Junior Hockey Championships in Ufa, Russia.

During his playing career, Spott registered 148 points (75 goals, 73 assists) in 121 games as a forward at Colgate University. He would go on to play 20 games for the Newmarket Saints of the AHL before finishing his playing career with Heerenveen in the Netherlands.



BOB BOUGHNER

ASSISTANT COACH

Bob Boughner enters his second season as an assistant coach on Peter DeBoer's staff. Boughner managed the team's defensive responsibilities, including the penalty kill, and played a role in Brent Burns' Norris Trophy nomination.

Boughner has spent the past nine seasons as president and chief executive officer of the Windsor Spitfires (OHL), eight of which were also spent as the team's head coach. Boughner led the Spitfires to consecutive Memorial Cup and OHL Championships during the 2008-2009 and 2009-2010 seasons. He also earned consecutive CHL and OHL Coach of the Year awards in the 2007-2008 and 2008-2009, becoming the first head coach in CHL history to win a pair of Memorial Cups and a pair of CHL Coach of the Year awards.

During the 2010-11 season, Boughner served as an assistant coach with the Columbus Blue Jackets on Scott Arniel's staff.

A ten-year NHL veteran defenseman, Boughner appeared in 630 NHL games with Colorado, Carolina, Calgary, Pittsburgh, Nashville and Buffalo, amassing 72 points (15 goals, 57 assists) and 1,382 penalty minutes.

Internationally, Boughner coached the Canadian U-18 team to a gold medal at the 2009 Ivan Hlinka Memorial Tournament, going undefeated in the tournament.

Boughner and his wife, Jennifer, have four children; Brady, Molly, Emma and Lola.



JOHAN HEDBERG

ASSISTANT COACH/GOALTENDING COACH

Johan Hedberg, who developed as an NHL prospect in the San Jose Sharks organization, returns to San Jose for his second season as an assistant coach and goaltending coach on Peter DeBoer's staff.

Hedberg, 43, spent the previous five seasons in the New Jersey Devils organization.

He has served as the goaltending coach for the Albany Devils, the AHL affiliate of the New Jersey franchise. Previously, he worked as a special assignment scout for the Devils, which was preceded by three seasons as the back-up goaltender to future Hall of Famer Martin Brodeur.

In twelve seasons as an NHL goaltender with Pittsburgh, Vancouver, Dallas, Atlanta and New Jersey, Hedberg posted a 161-143-36 mark in 373 games with 22 shutouts and 2.82 goals-against average.

Originally drafted by Philadelphia in the ninth round (218th overall) in the 1994 NHL Draft, Hedberg was acquired by the Sharks in a 1997 trade and spent the next four seasons developing under the late Warren Strelow and former Assistant General Manager Wayne Thomas. At that time, the Sharks goaltending prospect pool included Hedberg, Evgeni Nabokov, Miikka Kiprusoff and Vesa Toskala. Hedberg spent the entire 1999-00 season playing for the Kentucky Thoroughblades (AHL), then San Jose's AHL affiliate, under current San Jose Barracuda Head Coach Roy Sommer.

In March 2001, he was traded to the Pittsburgh Penguins. Later that season, Hedberg led the Penguins on their Cinderella-run to the Eastern Conference Final, defeating Olaf Kolzig and Dominik Hasek and, in the process, earning his trademark "Moose" nickname because of the Manitoba Moose logo emblazoned upon his goalie helmet.

Among Swedish-born goaltenders, Hedberg ranks third all-time with 161 NHL victories, trailing only Henrik Lundqvist (309) and Tommy Salo (210).

Internationally, Hedberg has represented his native Sweden numerous times, including the Winter Olympics (2002 & 1998), World Championships (1999-bronze medal, 1998-gold medal, 1997-silver medal & 1994-bronze) and the World Cup of Hockey (1996).

Hedberg and his wife, Pernilla, have three daughters: Molly, Wilma and Bia.



LARRY ROBINSON

DIRECTOR OF PLAYER DEVELOPMENT

Universally recognized as one of the top defensemen to ever play in the National Hockey League, Larry Robinson enters his third season as director of player development. Prior to this season, Robinson had spent the previous three years as an Associate Coach for the Sharks.

Robinson spent 2010-2012 as an assistant coach with the New Jersey Devils, where the team advanced to the 2012 Stanley Cup Final. He was also an assistant coach with New Jersey during their 1995 and 2003 Stanley Cup Championship seasons.

Robinson served as head coach for the Los Angeles Kings from 1995-99 and for the New Jersey Devils from 1999-2002 and in 2005-06. He led the Devils to a Stanley Cup Championship in 2000 and the Stanley Cup Final in 2001, before falling to the Colorado Avalanche in seven games.

Inducted as a player into the Hockey Hall of Fame in 1995, Robinson spent 20 NHL seasons with the Montreal Canadiens and Los Angeles Kings. He twice won the James Norris Trophy (1977 and 1980) as the NHL's most outstanding defenseman and won the Conn Smythe Trophy (1978) as the most valuable player in the Stanley Cup Playoffs.

Robinson won six Stanley Cups as a player with Montreal (1973, 1976, 1977, 1978, 1979 and 1986) and holds the NHL record for playing 20 consecutive seasons in the playoffs, 17 of them with the Canadiens. In total, his name appears on the Stanley Cup nine times as a player, head coach and assistant coach.

A ten-time NHL All-Star, Robinson also had a distinguished international career playing for Team Canada in the 1976, 1981 and 1984 Canada Cup (he was Sharks GM Doug Wilson's defense partner in 1984). He was named to the NHL First All-Star Team and NHL Second All-Star Team three times each.

In 1384 regular season games with Montreal and Los Angeles, Robinson posted 958 points (207 goals, 751 assists) and 793 penalty minutes. Among all-time NHL defensemen, he ranks ninth in points and assists, and 15th in games played. His +730 plus/minus rating is the highest among any player in NHL history (the second place player, Bobby Orr, is more than 100 points lower with a +597).

Other career honors include: Ranked 24th on *The Hockey News'* list of the 100 Greatest Hockey Players (1998); Inducted into the Ottawa Sports Hall of Fame (2000); Inducted into the Canada Sports Hall of Fame (2004); Had his No. 19 retired by the Canadiens (2007); Named Best Defenseman in Montreal Canadiens history at the team's 100th Anniversary celebration on Dec. 4, 2009; Inducted into the Ontario Sports Hall of Fame (2014).



EVGENI NABOKOV

GOALTENDING DEVELOPMENT COACH AND SPECIAL ASSIGNMENT SCOUT

Evgeni Nabokov returns to the Sharks for his second season as goaltending coach and special assignment scout. In his role with San Jose, Nabokov works with all of the organization's goaltending prospects to assist in the development of their skills and technique.

After an illustrious career, Nabokov retired as a member of the San Jose Sharks on Feb. 11, 2015. Nabokov, 40, holds nearly every major San Jose Sharks franchise goaltending record, including: games played (563), wins (293) and shutouts (50).

Nabokov finished his remarkable career ranked 18th on the NHL's all-time wins list (353), 17th in shutouts (59) and 25th in games played by a goaltender (697). He appeared in 86 career Stanley Cup Playoff games (22nd all-time), and ranks 23rd all-time in postseason wins (42) and T-20th in postseason shutouts (7). He helped lead the Sharks to two of their three franchise Western Conference Final appearances (2004, 2010). In 697 career NHL games with San Jose, the New York Islanders and Tampa Bay Lightning, Nabokov posted a 353-227-29-71 record, with a 2.44 goals-against average, a .911 save percentage and 59 shutouts.

Originally drafted by San Jose in the ninth round (219th overall) of the 1994 NHL Draft - the 22nd goaltender taken that year - Nabokov leads all goalies selected in that draft in NHL career games played, wins and shutouts. He made his NHL debut on Jan. 1, 2000 at Nashville, and in his first NHL start on Jan. 19, 2000, he duelled future Hall-of-Famer Patrick Roy to a 0-0 tie in Colorado, making 39 saves.

In 2001, his first full NHL season, Nabokov was the recipient of the Calder Memorial Trophy as the League's Rookie of the Year, was named as the goaltender for the 2000-01 NHL All-Rookie Team and selected to play in the NHL All-Star Game.

"Nabby" was a three-time NHL Player of the Month, a three-time NHL Player of the Week and a two-time NHL Rookie of the Month. In addition, he was named the Sharks "Player of the Month" 11 times and Sharks "Player of the Year" twice (2001, 2008).

Nabokov finished as the runner-up for the Vezina Trophy as the NHL's top goaltender during the 2007-08 season, was named to the 2007-08 NHL First All-Star Team and was selected to play in the NHL All-Star Game. His 46 wins that season were the fourth-most in a single-season in NHL history and his 77 appearances was the third-most in NHL history.

On March 10, 2002 in Vancouver, he became just the seventh goaltender (first of European descent) to score a goal. He was the first NHL goalie to score while his team was on a power play.

Internationally, the native of Ust-kamenogorsk, Kazakhstan, represented Russia on the international stage several times in his career. He served as Russia's starting goaltender in the 2006 (1.34 goals-against average) and 2010 Winter Olympics and also played for Russia in two World Championships (2008, 2011). In the 2008 World Championships, he led Russia to a gold medal, posting a 1.78 goals-against average while being voted to the Media All-Star Team, named Russia's top player and voted "Best Goalkeeper" in the tournament. He also was named to Russia's roster for the 2004 World Cup of Hockey.

Nabokov also played in his native Russia in 2004-05 with Metallurg and with SKA St. Petersburg of the KHL in 2010-11.



MIKE RICCI

DEVELOPMENT COACH

One of the most beloved players to ever don a Sharks sweater, Mike Ricci enters his ninth season as development coach following one season as an advisor to San Jose's hockey operations department.

In this role, Ricci, 45, works with Head Coach Peter DeBoer and his staff to provide on-ice instruction and assistance when the team is at home and will also work closely with Scout Bryan Marchment, working with the Sharks prospects.

Ricci finished his stellar, 16-year National Hockey League career in 2007 after notching 605 points (243 goals, 362 assists) and 979 penalty minutes in 1,099 games with Philadelphia, Quebec/Colorado, San Jose and Phoenix. He also added 66 points (23 goals, 43 assists) in 110 Stanley Cup Playoff games. Ricci won a Stanley Cup with Colorado in 1996.

His 263 points (101 goals, 162 assists) with San Jose ranks 12th on the Sharks all-time list and his 529 games place him ninth all-time. In 59 Stanley Cup Playoff games with San Jose, Ricci ranks ninth on the franchise's all-time list with 33 points (14 goals, 19 assists).

Ricci was originally selected by the Philadelphia Flyers in the first round (fourth overall) of the 1990 NHL Entry Draft. In June 1992, he was part of the blockbuster trade between Philadelphia and the Quebec Nordiques that saw the Flyers trade Ricci, Ron Hextall, Peter Forsberg, Steve Duchesne, Kerry Huffman, Chris Simon, first round selections in the 1993 and 1994 NHL Entry Drafts and \$15 million to the Nordiques in exchange for Eric Lindros.

Ricci was acquired by the Sharks on Nov. 21, 1997, along with a second-round selection in the 1998 NHL Entry Draft, in exchange for Shean Donovan and a first round selection in the 1998 NHL Entry Draft.



DAN DARROW

VIDEO COACH

Dan Darrow enters his second season as Video Coach with the San Jose Sharks. In his role, he is responsible for all video breakdown for Peter DeBoer's coaching staff.

Prior to his time in San Jose, Darrow spent four seasons at UMass Lowell. He joined Lowell in 2012 as the school's first-ever Director of Hockey Operations. Darrow oversaw the day-to-day operations of the hockey program, while assisting the coaching staff with film breakdown. During his tenure, UMass Lowell won two Hockey East Playoff Championships, one Hockey East Regular Season Championship and participated in the Frozen Four.

Prior to joining the River Hawks, Darrow spent four years as a student assistant with the Michigan State hockey program, breaking down game film for the Spartan coaching staff.

Darrow graduated with a bachelor's degree in Communications from Michigan State in 2011.



TIM BURKE

DIRECTOR OF SCOUTING

Director of Scouting Tim Burke enters his 20th season as the head of the Sharks scouting department.

Burke, 61, coordinates and oversees the Sharks efforts in the National Hockey League's annual draft while working closely with General Manager Doug Wilson and his staff. In addition to being the principal decision maker at the draft table, Burke is also responsible for evaluating amateur talent at every level in all North American and European leagues and supervises all aspects of the club's amateur scouting efforts.

Burke's hard work and keen decision making, coupled with the talents of his competent staff at evaluating players, has produced admired results. Burke's selection process has helped the Sharks create a solid foundation of talented players from which to build the franchise around — including Patrick Marleau (1997), Joe Pavelski (2003), Marc-Edouard Vlasic (2005), Justin Braun (2007), Logan Couture (2007), Tommy Wingels (2008), Dylan DeMelo and Matt Nieto (2011), Tomas Hertl and Chris Tierney (2012), and Mirco Mueller (2013).

A member of the Sharks scouting department since the 1992-93 campaign, Burke was promoted to his current position on June 4, 1996. Before his promotion, Burke served as director of professional scouting from 1992-96 and evaluated talent throughout all North American professional leagues and assisted with amateur scouting.

From 1987-92, he spent five seasons in the New Jersey Devils organization, serving in several capacities, including as a Devils assistant coach, head coach for the American Hockey League's Utica Devils and as a pro scout. Burke was also an assistant coach at Princeton University from 1984-86.

A former defenseman, Burke was selected by the Montreal Canadiens in the seventh round (124th overall) of the 1975 NHL Entry Draft and by the Chicago Cougars in the second round (25th overall) of the 1974 World Hockey Association Entry Draft. He was a four-year letterman in both hockey and baseball at the University of New Hampshire, where he was named to the NCAA's All-America hockey team after his senior campaign.

He played seven years of professional hockey following his outstanding collegiate career, including three seasons (1977-80) with the Nova Scotia Voyageurs, the Canadiens AHL affiliate, and one season with Jokerit Helsinki in the Finnish Elite League.



JIMMY BONNEAU

SCOUT

Enters his first season as a member of the Sharks scouting staff after playing 11 seasons with various clubs in the AHL and ECHL...spent four seasons with the Worcester Sharks, including a stint as an alternate captain during the 2013-14 season, scoring five goals, nine assists and 435 penalty minutes in 153 games...finished his AHL career with 30 points (11g, 19a) and 988 penalty minutes in 348 career games...the native of Baie-Comeau, Quebec will be based out of Montreal and cover professional games in Quebec, Ontario and the western New York region.



GILLES COTE

SCOUT

Has been a member of the Sharks scouting staff since the 2002-03 season and concentrates scouting efforts in junior leagues in Quebec...previously served as a scout for the Sharks from 1997-99...served as director of player personnel for Acadie-Bathurst (QMJHL) from 2001-02...was general manager and a member of the ownership group for Chicoutimi (QMJHL) from 1999-00...spent 1996-97 season as general manager for Drummondville (QMJHL)...scouted the CHL, USHL and local colleges for the Washington Capitals for 11 seasons (1985-96)...vice president of the Quebec Ice Hockey Federation from 1982-85...served on coaching staff of Midget "AAA" champions of Montreal-Laval and the Laurentian regions...general manager of the Midget "AA" elite in the Laval region from 1982-84...a former president of the Laval Est Sports Association for 17 years...was a founding director of the Montreal Minor Hockey League...organized and coordinated the first World Championship for under 17-year olds...brought home the Bantam championship for the city of Montreal in 1967.



PAT FUNK

SCOUT

Responsible for scouting all of Western Canada, U.S. juniors, U.S. colleges and high schools...scouting experience with Sharks since inception in 1991-92...also scouted for the New York Rangers and Minnesota North Stars from 1982-91...served as a coach at the high school and college level in Minnesota for 21 years, where he also taught physical education and health in the St. Paul Public School system...received his bachelor's degree from University of St. Thomas, in addition to performing graduate work at University of St. Thomas and Minnesota State University-Mankato...resides in Minnesota with wife Candace...their son, Matt, and daughter, Liz, coach at the high school level while their son, John, is a scout for the Colorado Avalanche.



DIRK GRAHAM

SCOUT

1991 Selke Trophy winner enters his ninth season as a professional scout with San Jose; Graham also serves as development coach for the San Jose Barracuda, the Sharks top minor league affiliate...served as professional scout for the Tampa Bay Lightning from 2006-08...was the head coach of the American Hockey League's Springfield Falcons in 2004-06...spent several years in the hockey department of the Chicago Blackhawks, including being head coach (1998-99), a scout (1997-98) and an assistant coach (1995-96)...played 12 National Hockey League seasons and 772 games, primarily with Chicago, but began his career with the Minnesota North Stars in 1983-84...scored at least 20 goals six times, helped Chicago reach the 1992 Stanley Cup Final and served as the team's captain from 1989-95...posted a career-high 78 points (33 goals, 45 assists) in 80 games in 1988-89...played in 90 Stanley Cup Playoff games, posting 44 points (17 goals, 27 assists)...an inspirational leader on-and-off the ice and was an exemplary worker on both specialty teams...Regina, Saskatchewan native originally selected by Vancouver in the fifth round (89th overall) of the 1979 NHL Entry Draft.



ROB GRILLO

SCOUT

Begins his 25th season as an amateur scout with the Sharks...primarily scouts college, juniors, high school and AAA midget programs in the United States, as well as the Ontario Hockey League (OHL) and Tier II junior leagues in Ontario...Before joining the Sharks, was Head Coach and General Manager of the Waterloo Blackhawks of the USHL while also serving as a scout for the Minnesota North Stars...also spent some time coaching at the high school level in Minnesota. Played his collegiate hockey at Augsburg College (Minneapolis, MN)...turned his focus and attention to coaching and scouting after a brief period playing at the minor pro level. Originally from Minnesota, now resides in the Detroit area...married and has two children.



BRIAN GROSS

SCOUT

Enters his 21st season with San Jose...concentrates scouting efforts in Western Canada and Northeastern U.S....spent two seasons as director of scouting with the Regina Pats of the Western Hockey League and was responsible for talent evaluation throughout the WHL for purposes of trades while scouting Western Canada for the Bantam Draft...has nearly 20 years scouting experience in the WHL...assisted with drafts and trades while scouting with the Kelowna Rockets and Spokane Chiefs...spent time as a player in intermediate and senior hockey and coached a number of teams in the local area and was also vice president and director of several local minor hockey boards.



SHIN LARSSON

SCOUT

Enters his ninth season as a Sharks European scout...his scouting area is all of Europe searching for both amateur and pro players...previously worked as a European pro scout for the Atlanta Thrashers from 2006-08...As a player represented Japan at several international tournaments including the 1998 Olympic Games, where he posted five points (two goals, three assists) in four games...scored the game-winning shootout goal for Japan's victory over Austria in Olympic play...played hockey professionally in Sweden, Japan, France and England...played for the Japanese national team from 1995-02...won five league championships in the Japan Ice Hockey League with Kokudo...led the JIHL in scoring in 1997-98...played one season with Verdun in the Quebec Major Junior Hockey League in 1993-94 and one season with Leksand in the Swedish Elite League in 1992-93...he and his wife, Linda, have two sons; Nils and Erik.



BRYAN MARCHMENT

SCOUT

One of the most feared hitters and intimidating players in National Hockey League history, begins his tenth season as a scout who also assists in player development...based in the Toronto area, duties include working with players in San Jose and the team's American Hockey League affiliate, as well as scouting Sharks prospects at the college and Canadian major junior levels...also serves as an advisor to the hockey operations department...played in 926 NHL games over 17 seasons with Winnipeg, Chicago, Hartford, Edmonton, Tampa Bay, San Jose, Colorado, Toronto and Calgary and posted 182 points (40 goals, 142 assists) and 2,307 penalty minutes...In 334 games with San Jose (ninth-most among Sharks franchise blueliners and tied for 22nd amongst all Sharks players), scored 66 points (15 goals, 53 assists) and 706 penalty minutes (third-most in franchise history)...“Mush” was acquired by San Jose from Tampa Bay on March 24, 1998 and was originally selected by the Winnipeg Jets in the first round (16th overall) of the 1987 NHL Entry Draft.



JASON ROWE

SCOUT

Enters his ninth season as a scout for the Sharks... covers the Eastern Conference of the National and American Hockey Leagues...worked in a part-time scouting role with the Carolina Hurricanes organization in 2007-08... is the son of Tom Rowe, currently the general manager of the Florida Panthers.



RYAN RUSSELL

SCOUT

Enters his first season as an amateur scout for the Sharks... Russell carved out a nine-year professional hockey career, playing in the NHL, AHL, ECHL SHL (Sweden's top league) and EIHL (England's professional league)...he played 41 games in the NHL for the Columbus Blue Jackets during the 2011-12 season, scoring two goals and posting two penalty minutes...he finished his AHL career with 131 points (70 g, 61a) in 336 games...born in Caroline, Alberta, he now resides in Penhold, Alberta and is the twin brother NHL defenseman, Kris Russell.



NIKLAS SUNDSTROM

SCOUT

Enters his third season as a European scout, rejoining the Sharks after spending parts of four seasons (1999-2003) with San Jose as a player...helped San Jose reach the playoffs in three of those four seasons, compiling 12 points (1-11=12) in 30 playoff games with the Sharks...often playing alongside current Sharks Development Coach Mike Ricci and Scott Thornton, the trio combined to be one of the most effective and popular lines in franchise history...along with his scouting duties, Sundstrom's responsibilities will include an emphasis on European player development and transition...spent ten seasons in the National Hockey League with Montreal, San Jose and the New York Rangers, amassing 349 points (117 goals, 232 assists) and 256 penalty minutes in 750 career NHL games...was originally drafted eighth overall in the 1993 NHL Entry Draft by the New York Rangers...spent the last seven seasons of his playing career in the Swedish Hockey League with MODO, retiring after the 2012-13 campaign.



MIKE YANDLE

SCOUT

Enters his third season with San Jose...will focus primarily on amateur scouting in the Northeast, including the New England and Maritime areas, among others...spent the last nine seasons as an amateur scout with the Florida Panthers organization...before joining the Panthers, spent four years as a scout with the Moncton Wildcats (QMJHL), and also served as a coach for the Boston Jr. Bruins (EJHL) for five seasons (2001-06)...has served as a coach for the Beantown Classic since 2003 and also coached at Randolph High School in Massachusetts...Boston native is the uncle of Florida Panthers defenseman Keith Yandle...He resides in New Brunswick and has one daughter, Maggie.



DOUG WILSON JR.

DIRECTOR OF HOCKEY OPERATIONS

Doug Wilson Jr. enters his fifth season with Sharks Sports & Entertainment, first as the Director of Hockey Operations. Wilson works closely with Director of Scouting Tim Burke in talent evaluation for the annual NHL Entry Draft as well as North American and European free agency.

Wilson's primary responsibilities include leading the valuation analysis for player and draft pick acquisitions, draft table operations, and scouting operations throughout the season. Wilson works in conjunction with Vice President & Assistant General Manager Joe Will on player contract negotiations, salary cap analysis, and minor league affiliate operations. He also works with the Sharks coaching staff to prepare pre-game reports and player analysis on upcoming opponents.

The Chicago, IL, native played junior hockey for the Chicago Steel and Lincoln Stars and NCAA III at Tufts University. Following graduation, Wilson played professionally in Sweden's First Division and for Melbourne Ice in the AIHL. He has previous experience in operations with the Los Angeles Dodgers and Elite Sports Properties in Melbourne, AUS.

Wilson graduated with his BA from Tufts University, MBA from Santa Clara University, and currently resides in San Jose, CA, with his wife Haylie.



CHARLIE TOWNSEND

PRO SCOUTING ANALYST

Charlie Townsend enters his first season as pro scouting analyst for the San Jose Sharks and third season with Sharks Sports & Entertainment. His previous two years were spent as video coach and video coaching assistant for the San Jose Barracuda and the Worcester Sharks, respectively, San Jose's top affiliate.

Townsend joined the Sharks organization after spending three seasons as a professional hockey player in the Central Hockey League and the French Elite League. He served as an assistant coach and video coordinator for the Bloomington Blaze (CHL) after an injury shortened season in 2012-13.

Charlie is a 2010 graduate of Middlebury College where he played 83 games for the Panthers accumulating 49 points (27-22-49). The 29-year-old native of Watertown, CT was an assistant captain for Middlebury's 2009-10 squad that won the NESCAC championship and was a member of the NESCAC All Sportsmanship team.



MARK DAVIES, M.D.

TEAM PHYSICIAN

Mark Davies, MD, enters his third season as the Sharks team physician. Dr. Davies is a native of the Bay Area, having been born in Santa Clara and raised in Los Gatos. He attended Stanford University, where he played rugby and majored in Biology. Dr. Davies attended UCLA Medical School, and he subsequently completed his residency in Orthopaedic Surgery, also at UCLA, including a dedicated research year. He has published articles in a number of orthopedic journals as well as presented at national meetings.

Following his time at UCLA, Dr. Davies completed a yearlong fellowship with Dr. James Andrews in Birmingham, AL, before returning to the Bay Area and joining Kaiser Permanente, where he serves as a sports medicine specialist. He is board certified by the American Board of Orthopaedic Surgery in addition to having a Subspecialty Certification in Orthopaedic Sports Medicine. He is currently the Chief of Orthopaedic Surgery at Kaiser San Jose.



RAY TUFTS

HEAD ATHLETIC TRAINER, ATC

In his 21st season with the San Jose Sharks as head athletic trainer is Ray Tufts, who provides Sharks players with both long-term medical care for serious injuries needing rehabilitation as well as maintaining the Sharks day-to-day medical needs both on the road and at home. In addition, he serves as the liaison between the hockey department and the organization's team of highly-respected medical specialists. Before joining the Sharks, Tufts, 51, was an athletic trainer for ten years with the NFL's San Francisco 49ers. During his tenure with the 49ers, he was a part of three Super Bowl Championships in 1988, 1989 and 1994, serving as assistant trainer from 1991-96 and as a training staff assistant from 1987-90.

With San Francisco, Tufts was heavily involved with both the day-to-day preventive care for the team and post-injury rehabilitation. He was instrumental in the quick recoveries of several 49ers players from very severe injuries, including tight end Brent Jones, offensive tackle Harris Barton and the extensive rehabilitation of Pro Football Hall of Fame quarterback Joe Montana between 1988-91.

A native of the San Jose area, Tufts graduated from Cal State-Sacramento in 1987 as a physical education major with an emphasis in athletic training. He received his National Athletic Trainers Association (NATA) certification in 1987 and is an active member of the NATA District VIII Association, California Athletic Trainers Association (CATA) and is a past president of the Professional Hockey Athletic Trainers' Society (PHATS).

Tufts worked his 1,500th National Hockey League game on Feb. 24, 2016 in Colorado and served as head athletic trainer for the U.S. Olympic Team that won the silver medal at the 2010 Winter Games in Vancouver. He also headed the training staff for the 1997 National Hockey League Western Conference All-Star and the Heroes of Hockey teams during the 1997 NHL All-Star Weekend in San Jose.

Tufts and his wife Michelle have a son, Henry, and reside in Los Gatos, Calif.



WES HOWARD

ASSISTANT ATHLETIC TRAINER, ATC

Remont native Wes Howard enters his 19th season with the Sharks training staff.

As the assistant athletic trainer, Howard, 47, is responsible for the acquisition of medical supplies and maintaining the day-to-day operation of the training room. Working in tandem with Head Athletic Trainer Ray Tufts, Howard works to coordinate and implement injury prevention and rehabilitation protocols for the athletes.

Howard's NHL career began with the Sharks prior to the 1998-99 season. He worked his first professional game on Oct. 9, 1998 when the Sharks opened the season in Tokyo, Japan. He worked his milestone 1,000th NHL game on Nov. 17, 2011 – a home victory against the Detroit Red Wings.

In addition to his work with the Sharks, Howard was the assistant athletic trainer/equipment manager for the Arena Football League's San Jose SaberCats from 1995-00. Howard returned to the SaberCats in 2002 during their first Arena Bowl Championship season, and again in 2004-05 during the NHL work stoppage.

Previously, Howard was the assistant athletic trainer at Menlo College from 1997-98 and served dual roles as head athletic trainer and equipment manager for the ECHL's Fresno Falcons from 1995-97.

Howard earned a bachelor's degree in kinesiology from San Jose State University and is certified by both the National Athletic Trainer's Association (NATA) and National Council of Strength and Fitness (NCSF). He resides in Gilroy with his wife Diana and their four children: Rebecca, Aaron, Alyssa and Micayla.



MIKE POTENZA

STRENGTH AND CONDITIONING COORDINATOR

Mike Potenza begins his 11th year as the Sharks strength and conditioning coordinator. He's responsible for the team's overall strength and conditioning programs -- including the physical testing and evaluation at training camp, creation of individualized postseason workout programs and assistance in the rehabilitation efforts for all injured players.

Before coming to San Jose, Potenza served as the strength and conditioning coach for the University of Wisconsin men's and women's hockey teams, both of which were 2006 NCAA National Champions. There, he worked with current Sharks Captain Joe Pavelski. Potenza also had responsibilities with the wrestling and softball programs at Wisconsin.

A 2000 Springfield College graduate, Potenza earned his bachelor of science degree in applied exercise science. From there, the Providence, R.I., native went to Boston University where he was a graduate assistant until 2002, earning his master's degree in human movement science.

Potenza completed an assortment of strength and conditioning coaching and internship experiences before his time at Wisconsin. At the University of Miami (Fla.), he served as a weight training, speed and post-workout intern strength coach for the perennial nationally-ranked Hurricanes football team. While earning his master's degree at Boston University Potenza instructed professional, amateur and collegiate athletes at Mike Boyle Strength and Conditioning, a private training facility specializing in various weight training, conditioning, agility, plyometric, stretching and rehabilitation programs.

Since earning his master's degree, Potenza has held notable positions for Harvard and Colgate Universities. He assisted and supervised all phases of strength training programs for all intercollegiate programs at Harvard and Colgate and held primary coaching responsibilities with football, men's and women's hockey, men's and women's basketball, lacrosse and field hockey.

Potenza was part of the evaluation staff for the U.S. World Junior hockey team that competed at the 2008 World Junior Championships in the Czech Republic. His responsibilities included offering presentations on nutrition and recovery, administering physical testing and designing performance evaluations for each prospect.

Away from the rink, Potenza consults with United States Air Force Pararescue teams based in California (131st RQS) and Alaska (212th RQS) on the implementation and design of their Human Performance Program. The USAF Pararescue career-field provides medical and tactical support to tier-1 Special Ops assets during missions abroad. They are also a local asset state-side for rescue needs in conjunction with the United States Coast Guard.

Potenza, his wife Bonnie and their three children (Griffin, Natalie and Luca) reside in San Jose.



ARNULFO AGUIRRE, ART, CMT

MASSAGE THERAPIST

Arnulfo Aguirre enters his tenth season as the Sharks full-time massage therapist. He had worked with Head Trainer Ray Tufts' staff on a part-time basis since the 2000-01 season. In his role, Aguirre works with the team's players to facilitate and improve injuries and increase their range of motion.

Previously, Aguirre served as the sports massage therapist for the San Jose Earthquakes from 2000-02, including their 2001 Major League Soccer Championship season.

In addition, he served in a similar position with the University of California-Berkeley men's swim team in 1999.

Aguirre received his certification from the National Holistic Institute in Emeryville, Calif., where he also assisted in managing the massage clinic.



MIKE ALDRICH

EQUIPMENT MANAGER

Mike Aldrich enters his 22nd season as equipment manager for the San Jose Sharks. In his 25th season with the organization, Aldrich served in the same capacity for the International Hockey League's Kansas City Blades for the three seasons (1993-95) that the Blades were the Sharks top development affiliate.

Aldrich served as equipment manager for the U.S. Olympic Team that won the silver medal at the 2010 Winter Games in Vancouver. He also worked for Team USA at the 2003 and 2005 World Championships, and the 2004 World Cup of Hockey.

On Mar. 12, 2013 in St. Louis Aldrich worked his 1,500th game. On Nov. 5, 2009 in Detroit, Aldrich worked his milestone 1,000th NHL game, all as a member of the Sharks.

Besides overseeing the entire operation of the equipment staff, Aldrich handles the intricate requests of all Sharks players with regards to equipment, skate sharpening needs as well as all purchasing orders, inventory control and distribution for all equipment throughout the season.

Aldrich, 52, handled all the equipment needs during the 1997 National Hockey League All-Star Game for the Western Conference team as well as the Heroes of Hockey teams.

Before joining Kansas City, Aldrich worked at Michigan Tech University as the school's equipment manager and athletic purchasing agent from 1989-93.

During the 1995-96 season, Aldrich was selected as the Western Conference's equipment manager for the IHL All-Star Game. He's an active member of the Society of Professional Hockey Equipment Managers (SPHEM).

Aldrich and his wife, Susie, enjoy their summers water skiing in Michigan's Upper Peninsula. They have two sons: Brad and Jason.



VINNY FERRAIUOLO

ASSISTANT EQUIPMENT MANAGER

Vinny Ferraiuolo enters his seventh season as assistant equipment manager for the Sharks. Previously, he served as the head equipment manager for the Worcester Sharks, San Jose's former top development affiliate in the American Hockey League.

Working alongside Head Equipment Manager Mike Aldrich, Ferraiuolo handles all necessary equipment restoration, repair and customization of game sweaters, sweater numbering and lettering, as well as keeping inventory of the sweaters.

For the past four summers, Ferraiuolo has served as the equipment manager for the U.S. Under-18 Select team at the Ivan Hlinka Memorial Tournament in the Czech Republic and Slovakia.

Now in his 20th season in professional hockey, Ferraiuolo previously worked for the Bridgeport Sound Tigers (AHL) and the Providence Bruins, including their 1999 Calder Cup Champion team. He was named equipment manager for the 2000 AHL All-Star Game for PlanetUSA and the 2009 AHL All-Star Classic for the Canadian squad.

The Roanoke, VA, native also served as the assistant equipment manager for the New York Islanders and the head equipment manager for the Texas Wildcatters (formerly of the ECHL) and the Wheeling Nailers (ECHL).

The 38-year-old worked his 1,000th professional hockey game on Feb. 19, 2010 in Binghamton while with Worcester.



ROY SNEESBY

EQUIPMENT ASSISTANT AND EQUIPMENT TRANSPORTATION

Roy Sneesby enters his 17th season with the San Jose Sharks Equipment Staff.

Roy splits his duties between assisting the Sharks Equipment Staff with day to day equipment needs for players and coaches and the visiting teams. Roy also coordinates the efficient arrival and departure of both the Sharks and visiting teams equipment and supplies.

Roy worked for Easton Sports in the Equipment Repair Center for the 1998 Nagano Winter Olympics and the 2006 Torino Winter Olympics. His duties included sharpening and maintenance of hockey skates to repair of hockey equipment for all teams involved with the Olympic Games.

Roy has an A.S. degree from the College of San Mateo and also a B.S. degree from San Jose State.

Roy was born in Redwood City, California and has been married to his wife Susan who is from Italy for 10 years.

★★★ HOME OF THE
**AUTHENTIC
FAN** ★★★



f CSNBayArea
@CSNAuthentic
#SharksOnCSN

 **CSN**
CSNCALIFORNIA.COM



MIKKEL **BOEDKER****89****LEFT WING****SHOOTS:** LEFT**HT:** 6'0"**WT:** 210**BORN:** 12/16/89 in
Brondby, Denmark

@Mikkelboedker

CAREER HIGHLIGHTS**FIRST**

NHL GAME: 10/11/08 vs CBJ
 NHL ASSIST: 10/30/08 vs PIT
 NHL GOAL: 10/12/08 at ANA (J.S. Giguere)

MOST
IN A GAME

POINTS **4** 1 Time Last: 10/25/14 vs EDM
 GOALS **3** 3 Times Last: 11/28/15 vs OTT
 ASSISTS **3** 1 Time Last: 12/26/15 vs LAK

MOST
CONSECUTIVE GAMES

WITH A POINT **4** 7 Times, Last: 3/16/16 - 3/24/16
 WITH A GOAL **4** 1/8/15 - 1/15/15
 WITH AN ASSIST **4** 2/22/11 - 2/27/11
 PLAYED **257** 10/8/11 - 1/18/15

+3

Best plus/minus, 5 times
 Last: 10/15/14 vs EDM

400TH NHL GAME
11/14/15 at CBJ**200TH** NHL POINT
12/26/15 vs LAK



CAREER STATS

REGULAR SEASON								PLAYOFFS				
SEASON	CLUB	LEAGUE	GP	G	A	PTS	PIM	GP	G	A	PTS	PIM
2006-07	Frolunda	Sweden Jr.	39	19	30	49	14	8	6	5	11	6
2007-08	Kitchener	OHL	62	29	44	73	14	20	9	26	35	2
	Denmark	U-20	6	2	4	6	2	-	-	-	-	-
2008-09	Phoenix	NHL	78	11	17	28	18	-	-	-	-	-
	Denmark	WC	6	3	1	4	4	-	-	-	-	-
2009-10	Phoenix	NHL	14	1	2	3	0	-	-	-	-	-
	San Antonio	AHL	64	11	27	38	4	-	-	-	-	-
2010-11	San Antonio	AHL	36	12	22	34	8	-	-	-	-	-
	Phoenix	NHL	34	4	10	14	8	4	0	1	1	2
2011-12	Denmark	WC	6	3	1	4	2	-	-	-	-	-
	Phoenix	NHL	82	11	13	24	12	16	4	4	8	0
2012-13	Lukko Rauma	Finland	29	21	12	33	10	-	-	-	-	-
	Phoenix	NHL	48	7	19	26	12	-	-	-	-	-
2013-14	Denmark	WC	7	0	3	3	0	-	-	-	-	-
	Phoenix	NHL	82	19	32	51	20	-	-	-	-	-
2014-15	Denmark	WC	7	2	2	4	2	-	-	-	-	-
	Arizona	NHL	45	14	14	28	6	-	-	-	-	-
2015-16	Arizona	NHL	62	13	26	39	10	-	-	-	-	-
	Colorado	NHL	18	4	8	12	2	-	-	-	-	-
NHL TOTALS			463	84	141	225	88	20	4	5	9	2

8TH OVERALL DRAFT PICK

Selected by Phoenix in the 2008 NHL Draft (1st round, 8th overall). Acquired by Colorado from Arizona in exchange for Alex Tanguay, Conner Bleackley and Kyle Wood, Feb. 29, 2016. Signed by San Jose as a free agent, July 1, 2016.

1 OF 12

One of 12 Danish-born players to have appeared in at least one NHL game all-time.

TOP DOG

The highest-drafted native of Denmark in NHL history.

OHL CHAMPS

Played under Sharks Head Coach Peter DeBoer with Kitchener and helped the Rangers win the 2008 OHL Championship.

DENMARK PRIDE

Has represented Denmark in the World Championships 4 times and the World Jr. Championships once.

TEAM EUROPE

Played for Team Europe at the 2016 World Cup of Hockey.



2014
2013
2011
2009

World Championships
with Denmark

2016

World Cup
with Europe

2008

World Jr. Championship
with Denmark



MIKKEL BOEDKER

- 2015-16**
- Tied a career high with **51 points** (career-high 34 assists).
 - Became the first Coyotes player in franchise history to record **two hat tricks against the same team** in one season (both vs. Ottawa, Oct. 24 and Nov. 28).
- 2014-15**
- Posted his **first career hat trick**, and added an assist, on Oct. 15, 2014 vs. Edmonton.
 - His five goals in Arizona's first three games set a **franchise record**.
- 2013-14**
- Posted a career-high **19 goals** and tied a career high with **51 points**.
 - **Played in all 82 games** for the second time in his career, and all of his team's games for the third consecutive season (48 games during lockout-shortened 2012-13).
- 2012-13**
- Posted **33 points** (21g-12a) in 29 games with **Lukko** (Finland) during the lockout.
- 2011-12**
- Scored the **overtime, game-winning goal** in back-to-back playoff games against Chicago during the Western Conference Quarterfinals (Game's 3-4).
- 2010-11**
- Had a career-high **four-game assist streak** (6a) from Feb. 22-27, 2011.
- 2008-09**
- **Led** all Coyotes rookies in goals, assists, points, games played, shots (116) and average TOI (15:32).
 - Represented Phoenix in the **2009 YoungStars Game** in Montreal.
- 2007-08**
- Voted **Best Skater** in the OHL's Western Conference in the annual Coaches Poll.
 - **Tied** for the OHL lead in **postseason assists** (26) and ranked **second** in the OHL in **postseason points** (35).



THE PLAYERS



JUSTIN **BRAUN****61****DEFENSE****SHOOTS:** RIGHT**HT:** 6'2"**WT:** 205**BORN:** 2/10/87 in
Minneapolis, Minnesota

CAREER HIGHLIGHTS

FIRST

NHL GAME: 11/26/10 at VAN
 NHL ASSIST: 11/27/10 at EDM
 NHL GOAL: 12/2/10 at OTT (Pascal Leclaire)

MOST
IN A GAME

POINTS **3** 1 Time 1/9/16 vs TOR
 GOALS **2** 1 Time 3/28/16 vs LAK
 ASSISTS **3** 1 Time 1/9/16 vs TOR

MOST
CONSECUTIVE GAMES

WITH A POINT **3** 2 Times, Last: 1/13/15 - 1/17/15
 WITH AN ASSIST **3** 1/13/15 - 1/17/15
 PLAYED **147** 3/25/13 - 1/19/15

+5

Best plus/minus
 1/9/16 vs TOR

300TH NHL GAME
11/5/15 vs FLA**2012**

World Championship
 with USA

**201ST OVERALL
DRAFT PICK**

Selected by San Jose in the 2007 NHL
 Entry Draft (7th round, 201st overall).

350+

Only the second player from the 2007 Draft that
 was selected after the fifth round (Carl Gunnarsson)
 to have played in at least 350 career games.



CAREER STATS

REGULAR SEASON								PLAYOFFS				
SEASON	CLUB	LEAGUE	GP	G	A	PTS	PIM	GP	G	A	PTS	PIM
2004-05	Green Bay	USHL	10	0	0	0	2	-	-	-	-	-
2005-06	Green Bay	USHL	59	2	11	13	69	3	0	0	0	2
2006-07	U-Mass Amherst	HE	39	4	10	14	20	-	-	-	-	-
2007-08	U-Mass Amherst	HE	36	4	16	20	20	-	-	-	-	-
2008-09	U-Mass Amherst	HE	39	7	16	23	50	-	-	-	-	-
2009-10	U-Mass Amherst	HE	36	8	23	31	30	-	-	-	-	-
	Worcester	AHL	3	0	3	3	0	11	0	3	3	4
2010-11	San Jose	NHL	28	2	9	11	2	1	0	0	0	0
	Worcester	AHL	34	5	18	23	8	-	-	-	-	-
2011-12	San Jose	NHL	66	2	9	11	23	5	0	0	0	15
	Worcester	AHL	6	0	3	3	0	-	-	-	-	-
	United States	WC	8	0	0	0	2	-	-	-	-	-
2012-13	San Jose	NHL	41	0	7	7	6	11	0	1	1	0
	Tappara	Finland	6	0	3	3	2	-	-	-	-	-
2013-14	San Jose	NHL	82	4	13	17	20	7	1	1	2	7
2014-15	San Jose	NHL	70	1	22	23	48	-	-	-	-	-
2015-16	San Jose	NHL	80	4	19	23	36	24	2	5	7	6
	NHL/Sharks Totals		367	13	79	92	135	48	3	7	10	28

- 2015-16** • **Tied career highs** in goals and points. He scored in back-to-back games during the **Stanley Cup Final** (Game 2 and 3).
- 2014-15** • Led the team in **blocked shots** (130) and **T-2nd** in points amongst defensemen.
- 2013-14** • Ranked **second** on the team in average **ice time** per game (20:59). Scored his **first career playoff goal**, the game-winner, in Game 2 of the First Round on April 20, 2014 vs. Los Angeles.
- 2012-13** • Committed just **three minor penalties** all season long. Played for **Tappara** in Finland during the work stoppage.
- 2011-12** • Represented **Team USA** at the World Championships. Posted his **first career fighting major** (Fedor Tyutin) on Jan. 31 vs. Columbus.
- 2010-11** • Made his **NHL debut** (Nov. 26 at Vancouver) and scored his **first career goal** (Dec. 2 at Ottawa).

COLLEGE

USCHO First Team All-American (2010), Reebok All-America Second Team (2010), 2010 Hockey East Old Time Hockey Defensive Defensman, First Team All-League Defenseman (2010), Hockey East All-Rookie Team (2007)

BRENT **BURNS****88**
DEFENSE**SHOOTS:** RIGHT**HT:** 6'5"**WT:** 230**BORN:** 3/9/85 in
Barrie, Ontario

@Burnzie88

CAREER HIGHLIGHTS

FIRSTNHL GAME: 10/8/03 at CHI
NHL ASSIST: 10/10/03 vs NYR
NHL GOAL: 10/12/03 (Vesa Toskala)**MOST**
IN A GAMEPOINTS **4** 1 Time Last: 11/29/13 vs STL
GOALS **3** 1 Time Last: 11/29/13 vs STL
ASSISTS **3** 4 Times Last: 2/10/12 vs CHI**MOST**
CONSECUTIVE GAMESWITH A POINT **8** 12/22/15 - 1/12/16
WITH A GOAL **4** 2/29/16 - 3/7/16
WITH AN ASSIST **6** 3/24/16 - 4/2/16
PLAYED **225*** 11/21/13 - 4/9/16 *still intact**+4**Best plus/minus
11/15/09 at CAR**700TH** NHL GAME
3/9/15 vs PIT**200TH** NHL ASSIST
10/30/14 at MIN**400TH****—NHL POINT**
2/29/16 vs MTL



CAREER STATS

REGULAR SEASON								PLAYOFFS				
SEASON	CLUB	LEAGUE	GP	G	A	PTS	PIM	GP	G	A	PTS	PIM
2002-03	Brampton	OHL	68	15	25	40	6	11	5	6	11	6
2003-04	Minnesota	NHL	36	1	5	6	12	-	-	-	-	-
	Houston	AHL	1	0	1	1	2	-	-	-	-	-
	Canada	U-20	6	0	6	6	20	-	-	-	-	-
2004-05	Houston	AHL	73	11	16	27	57	5	0	0	0	4
2005-06	Minnesota	NHL	72	4	12	16	32	-	-	-	-	-
2006-07	Minnesota	NHL	77	7	18	25	26	5	0	1	1	14
2007-08	Minnesota	NHL	82	15	28	43	80	6	0	2	2	6
	Canada	WC	9	3	6	9	16	-	-	-	-	-
2008-09	Minnesota	NHL	59	8	19	27	45	-	-	-	-	-
2009-10	Minnesota	NHL	47	3	17	20	32	-	-	-	-	-
	Canada	WC	7	0	5	5	12	-	-	-	-	-
2010-11	Minnesota	NHL	80	17	29	46	98	-	-	-	-	-
	Canada	WC	7	2	2	4	8	-	-	-	-	-
2011-12	San Jose	NHL	81	11	26	37	34	5	1	1	2	4
2012-13	San Jose	NHL	30	9	11	20	20	11	2	2	4	8
2013-14	San Jose	NHL	69	22	26	48	34	7	2	1	3	23
2014-15	San Jose	NHL	82	17	43	60	65	-	-	-	-	-
2015-16	San Jose	NHL	82	27	48	75	53	24	7	17	24	12
	SHARKS TOTALS		344	86	154	240	206	47	12	21	33	47
	NHL TOTALS		797	141	282	423	531	58	12	24	36	67

20TH OVERALL DRAFT PICK

Selected by Minnesota in the first round (20th overall) of the 2003 NHL Entry Draft.
 Acquired by San Jose along with a second round selection (37th overall) in the 2012 NHL Entry Draft (later traded to Tampa Bay in Dominic Moore deal) in exchange for Devin Setoguchi, Charlie Coyle and a first round selection (28th overall) in the 2011 NHL Entry Draft, June 24, 2011.

HUMANITARIAN

Was named a finalist for 2016 ESPN's Sports Humanitarian of the Year Award.

LEAGUE STANDOUT

Finished 3rd in 2016 Norris Trophy voting and was named to the 2016 NHL Second All-Star Team.



BRENT BURNS



2016
Second Team
NHL All-Star

2016
2015
2011
All-Star Teams



2015
2011
2010
2008
World Championships
with Canada
(Gold in 2015,
Silver in 2008)

2016
World Cup
with Canada

2004
World Jr.
Championship
with Canada
(Silver)



2016
"Sharks Fan
Favorite Award"

2016
NHL Player of
the Month
(Mar. '16 - 3rd Star)

2016
NHL Player of
the Week
(Apr. '16 - 2nd Star)
(Mar. '16 - 3rd Star)

2016
2015
2014
2013
"Sharks Player of
the Month"
March 2016
November 2015
March 2015
October 2014
March 2013



2015-16

- Set Sharks **franchise records for a defenseman** in the following categories in 2015-16: most goals (27), most assists (480), most points (75), longest goal-scoring streak (4 games) and longest point streak (8 games, tied).
- Set a Sharks **franchise record for shots on goal** in a season (353), and ranked **2nd** in the NHL.
- **Led all NHL defensemen** in postseason goals, assists, points and shots (77).

2014-15

- Was named the winner of the NHL's **Foundation Player of the Year Award** for his charitable and community work.
- Ranked **T-2nd** amongst all NHL blueliners in points after returning to the blueline.
- Was named Canada's **"Best Defenseman"** while winning a gold medal at the World Championships.

2013-14

- Was the Sharks **King Clancy Memorial Trophy nominee** and skated the season primarily as a forward.

2011-12

- Ranked **T-11th** amongst NHL defensemen in goals in his first season with the Sharks.

2010-11

- **Left Minnesota as the franchise leader** amongst blueliners in goals (55), game-winning goals (13) and points (183), and set single-season record for defensemen in points (46).

2008-09

- Set a then-Minnesota franchise record by skating in **33:33** on Jan. 3 vs. Detroit.

2007-08

- Was named Canada's **"Best Defenseman"** at the World Championships.

2003-04

- Scored his **first career NHL goal** against the Sharks on Oct. 12.



RYAN CARPENTER

40
CENTER

SHOOTS: RIGHT

HT: 6'0"

WT: 195

BORN: 1/18/91 in
Oviedo Florida



@CarpyDeuces

CAREER HIGHLIGHTS

SIGNED

Signed by San Jose as a free agent on March 25, 2014.

DEBUT

Made his NHL debut with San Jose on Dec. 12, 2015 vs. Minnesota.

MAN OF THE YEAR

Named the winner of the Yanick Dupre Memorial Award as the 2015-16 IOA/American Specialty AHL Man of the Year, presented annually to an AHL player for his outstanding contributions to his local community and charitable organizations.

STANDOUT

In 100 career collegiate games with Bowling Green, Carpenter registered 79 points (37-42=79) and 51 penalty minutes, while serving as team captain his sophomore and junior seasons.



CAREER STATS

REGULAR SEASON								PLAYOFFS				
SEASON	CLUB	LEAGUE	GP	G	A	PTS	PIM	GP	G	A	PTS	PIM
2009-10	Sioux City	USHL	58	10	12	22	45	-	-	-	-	-
2010-11	Sioux City	USHL	59	13	32	45	30	3	2	1	3	2
2011-12	Bowling Green	WCHA	44	11	19	30	31	-	-	-	-	-
2012-13	Bowling Green	WCHA	41	18	15	33	20	-	-	-	-	-
2013-14	Bowling Green	WCHA	15	8	8	16	0	-	-	-	-	-
	Worcester	AHL	12	0	2	2	8	-	-	-	-	-
2014-15	Worcester	AHL	74	12	22	34	40	4	1	2	3	2
2015-16	San Jose	AHL	66	18	37	55	33	4	1	1	2	2
	San Jose	NHL	1	0	0	0	0	-	-	-	-	-
	NHL/SHARKS TOTALS		1	0	0	0	0	-	-	-	-	-

2015-16

- **Led** the Barracuda in **points** (55), **assists** (37) and **plus/minus** (+20) in 66 AHL games.
- Ranked **T-15th** in the AHL in plus/minus and **T-18th** in assists.
- Named to the 2016 **AHL All-Star Game**

2014-15

- Played in first full professional season with Worcester, ranking **2nd** on the team in **games played** (74), **T-3rd in plus/minus** (+10), **T-4th in points** (34) and **5th in assists** (22).

2013-14

- Recorded **first professional point** (assist) in first pro game at Portland on March 26.
- **Signed** an amateur tryout agreement with the Worcester Sharks on March 25.
- Led Bowling Green to the WCHA **Final Five**, scoring two goals and three assists in three WCHA playoff games.

2012-13

- Named to the **All-CCHA Second Team**, marking the first Bowling Green selection to the first or second team since 2007-08 (Derek Whitmore).
- Named to the **CCHA Scholar-Athlete team**.
- Honored with the 2012-13 **Dr. Ron Zwierlein Leadership Award**.
- Named the 2012-13 Jim Sears Award as the team's **most valuable player**...Finished 1st on the team in goals, scoring a career-best 18.
- Led the Falcons with a **career-best 33 points**, reaching the 30-point plateau for the second-straight season and earning the Sam Cooper award.

2011-12

- Named CCHA **Rookie Of The Week** twice during the season.
- Honored with the Bowling Green **Rookie Of The Year Award** and **Sam Cooper Award**.
- **Led** the team in **assists** (19) and **points** (30), marking the first Falcon to score 30 points since 2008-09 (Svendsen and Sexton).

2010-11

- The Sioux City captain ranked **2nd** on the team in **points** (45) and posted two goals and one assist in three playoff games.



LOGAN COUTURE

39
CENTER

SHOOTS: LEFT

HT: 6'1"

WT: 200

BORN: 3/28/89 in
Guelph, Ontario



@logancouture

CAREER HIGHLIGHTS

FIRST

NHL GAME: 10/25/09 at PHI
NHL ASSIST: 11/1/09 at CAR
NHL GOAL: 11/5/09 at DET (Chris Osgood)

MOST
IN A GAME

POINTS **4** 2 Times Last: 2/11/16 vs CGY
GOALS **3** 1 Time 3/29/16 at VAN
ASSISTS **3** 7 Times Last: 2/11/16 vs CGY

MOST
CONSECUTIVE GAMES

WITH A POINT **8** 1/21/12 - 2/10/12
WITH A GOAL **4** 12/29/13 - 1/4/14
WITH AN ASSIST **5** 2/17/11 - 2/25/11
PLAYED **110** 3/3/12 - 1/5/14

+4

Best plus/minus, 2 times
Last: 4/11/14 vs COL

FINALIST

Was a Calder Trophy
Finalist in 2011.

300TH NHL GAME
10/14/14 at WSH

100TH NHL ASSIST
3/8/14 vs MTL

100TH NHL GOAL
12/29/13 vs ANA



CAREER STATS

REGULAR SEASON								PLAYOFFS				
SEASON	CLUB	LEAGUE	GP	G	A	PTS	PIM	GP	G	A	PTS	PIM
2005-06	Ottawa	OHL	65	25	39	64	52	6	3	4	7	0
	Ontario	U-17	5	5	3	8	2	-	-	-	-	-
2006-07	Ottawa	OHL	54	26	52	78	24	5	1	7	8	4
	Canada	U-18	6	2	2	4	2	-	-	-	-	-
2007-08	Ottawa	OHL	51	21	37	58	37	4	2	1	3	0
2008-09	Worcester	AHL	4	0	0	0	7	12	2	1	3	11
	Ottawa	OHL	62	39	48	87	46	7	3	7	10	6
2009-10	San Jose	NHL	25	5	4	9	6	15	4	0	4	4
	Worcester	AHL	42	20	33	53	12	-	-	-	-	-
2010-11	San Jose	NHL	79	32	24	56	41	18	7	7	14	2
2011-12	San Jose	NHL	80	31	34	65	16	5	1	3	4	0
2012-13	San Jose	NHL	48	21	16	37	4	11	5	6	11	0
	Geneve-Servette	Switz.	22	7	16	23	4	-	-	-	-	-
2013-14	San Jose	NHL	65	23	31	54	20	7	1	2	3	7
2014-15	San Jose	NHL	82	27	40	67	12	-	-	-	-	-
2015-16	San Jose	NHL	52	15	21	36	20	24	10	20	30	8
NHL/SHARKS TOTALS			431	154	170	324	119	80	28	38	66	21

9TH OVERALL DRAFT PICK

Selected by San Jose in the 2007 NHL Entry Draft (1st round, 9th overall).

1 OF 5

Was one of just five players to record at least 30 points in a single postseason in the last 20 years (Crosby, Malkin, Briere, Sakic).

PLAYOFF POINTS

Recorded four, three-point games in the playoffs, all of which coming with his team facing elimination or with the chance to eliminate an opponent.



2012
All-Star Team



2016
World Cup
with Canada



2011-12
Brocade "Sharks
Player of the Year"



2011
All-Rookie Team



2010-11
PlayStation "Rookie
of the Year"



2011
NHL SuperSkills
Competition



2010
NHL Rookie of
the Month
Dec. 2010



2013
NHL Player of
the Week
(Apr. '13 - 3rd Star)



2015
2013
2011
2010
Sharks Player
of the Month
Jan. 2015
Apr. 2013
Dec. 2011
Dec. 2010



2014-15
Three Stars of
the Year Award



LOGAN COUTURE

- 2015-16**
- Led all NHL skaters with **30 playoff points and 20 assists**.
 - Set Sharks playoff franchise records for **most points and assists** in a single postseason.
 - Scored his **first career hat trick**, a natural hat trick that included the game-winner, on March 29 at Vancouver.
- 2014-15**
- Named the winner of the Sharks **"Three Stars of the Year"** award after ranking 2nd on the team in points and goals.
 - Set career highs in **points** and **assists**.
- 2013-14**
- Ranked **T-7th** amongst all NHL forwards in blocked shots (68).
- 2012-13**
- Led the team and ranked **T-10th** in the NHL in goals.
 - Scored the **game-winning goals** in both Game 3 and Game 4 of the Conference Semifinals vs. Los Angeles.
- 2011-12**
- Voted the **"Sharks Player of the Year"** and named to his first NHL **All-Star Game**.
- 2010-11**
- Finished **second** in voting for the **Calder Trophy** while being named to the NHL All-Rookie Team.
 - Set an NHL record for **most game-winning road goals** by a rookie in a single season (7).
- 2009-10**
- Named to the **AHL All-Rookie Team** as a member of the Worcester Sharks.
- 2008-09**
- Named third **"Best Defensive Forward"** in the OHL Coaches Poll.
- 2007-08**
- In the Eastern Conference OHL Coaches Poll, named in the **top-3** in: **Smartest Player** (2nd), **Best Playmaker** (2nd) and **Best Stick-Handler** (3rd).



THE PLAYERS





AARON **DELL**

30
**GOAL
TENDER**

CATCHES: LEFT

HT: 6'0"

WT: 205

BORN: 5/4/89 in
Airdrie, Alberta



@ADell32

CAREER HIGHLIGHTS

SIGNED

Signed by San Jose as a free agent on March 4, 2015.

1.79 & .923

He is currently the career leader at the University of North Dakota in goals-against average (1.79) and save percentage (.923).



CAREER STATS

REGULAR SEASON										PLAYOFFS						
SEASON	CLUB	LEAGUE	GP	W-L-O	MIN	GA	SO	GAA	SV%	GP	W-L-O	MIN	GA	SO	GAA	SV%
2009-10	N. Dakota	WCHA	5	1-3-1	199	6	1	1.81		5	1-3-1	199	6	1	1.81	
2010-11	N. Dakota	WCHA	40	30-7-2	2349	70	6	1.79		40	30-7-2	2349	70	6	1.79	
2011-12	N. Dakota	WCHA	33	18-10-2	1800	80	2	2.67		33	18-10-2	1800	80	2	2.67	
2012-13	Allen	CHL	44	22-11-6	2344	90	3	2.30	.915	44	22-11-6	2344	90	3	2.30	.915
2013-14	Utah	ECHL	29	19-7-3	1734	62	2	2.14	.932	29	19-7-3	1734	62	2	2.14	.932
	Abbotsford	AHL	6	1-2-0	262	8	0	2.29		6	1-2-0	262	8	0	2.29	
2014-15	Worcester	AHL	26	15-8-2	1544	53	4	2.06	.857	26	15-8-2	1544	53	4	2.06	.857
	Allen	ECHL	12	8-1-2	676	32	1	2.84		12	8-1-2	676	32	1	2.84	
2015-16	San Jose	AHL	40	17-16-6	2281	92	4	2.42	.932	40	17-16-6	2281	92	4	2.42	.932

- 2015-16**
 - Ranked **T-8th** in the AHL in goals-against average, **T-4th** in save percentage, **T-6th** in shutouts and **11th** in saves (1,094)
- 2014-15**
 - Ranked **3rd** in goals-against average, **T-2nd** in save percentage and **T-3rd** in shutouts amongst AHL rookie goaltenders.
- 2013-14**
 - Named the ECHL's **Goaltender of the Month** for January.
- 2012-13**
 - Was named the CHL's **Most Outstanding Goaltender** after leading the league in goals-against average (2.30).
 - Helped Allen win the **CHL Championship**.
 - Was named to the **CHL's All-Rookie Team, All-Star Team and All-CHL Team**.
- 2010-11**
 - College Accolades:** Named to the American Hockey Coaches Association (AHCA) All-America West Second Team, Inside College Hockey's Goaltender of the Year and an INCH All-America first-team selection named to the All-College Hockey News First Team, named to All-WCHA First Team, two-time WCHA Defensive Player of the Week, acknowledged as North Dakota's Most Improved Player, won the WCHA goaltending title with a 1.97 goals-against average in 25 league games, led the NCAA in wins (30) and goals-against average and tied for the national lead with six shutouts.
 - His **30 wins** set a North Dakota single-season record and his 1.79 goals-against average was **third-lowest** in North Dakota single-season history, while his .924 save percentage ranked 4th.
- 2009-10**
 - Recorded a **shutout (16 saves) in his first career start** at Alaska Anchorage on Oct. 23 and is one of only two North Dakota goaltenders to record a WCHA road shutout in their first career start.



DYLAN DeMELO

74

DEFENSE

SHOOTS: RIGHT**HT:** 6'1"**WT:** 195**BORN:** 5/1/93 in
London, Ontario

@ddems2

CAREER HIGHLIGHTS

FIRSTNHL GAME: 10/17/15 at NYI
NHL ASSIST: 1/16/16 vs DAL
NHL GOAL: 1/26/16 vs COL (Roman Will)**MOST**
IN A GAMEPOINTS ① 4 Times Last: 2/11/15 vs CGY
GOALS ① 2 Times Last: 2/11/16 vs CGY
ASSISTS ① 2 Times Last: 2/6/16 at NSH**MOST**
CONSECUTIVEGAMES PLAYED **31** 12/9/15 - 2/22/16**+2**Best plus/minus
3/28/16 vs LAK**179TH OVERALL
DRAFT PICK**Selected by San Jose in the
2011 NHL Draft (6th round,
179th overall).



CAREER STATS

REGULAR SEASON								PLAYOFFS				
SEASON	CLUB	LEAGUE	GP	G	A	PTS	PIM	GP	G	A	PTS	PIM
2009-10	Mississauga	OJHL	36	9	20	29	24	-	-	-	-	-
	Mississauga	OHL	20	0	1	1	12	-	-	-	-	-
2010-11	Mississauga	OHL	67	3	24	27	70	20	1	4	5	15
2011-12	Mississauga	OHL	67	7	40	47	70	6	1	1	2	13
	Worcester	AHL	4	0	1	1	2	-	-	-	-	-
2012-13	Mississauga	OHL	64	15	35	50	68	6	1	3	4	6
	Worcester	AHL	10	0	4	4	6	-	-	-	-	-
2013-14	Worcester	AHL	68	2	22	24	51	-	-	-	-	-
2014-15	Worcester	AHL	65	5	17	22	32	4	1	2	3	6
2015-16	San Jose	NHL	45	2	2	4	14	-	-	-	-	-
	San Jose	AHL	15	0	6	6	2	-	-	-	-	-
NHL/SHARKS TOTALS			45	2	2	4	14	-	-	-	-	-

- 2015-16**
 - Made his **NHL debut** on Oct. 17 at the NY Islanders and scored his **first goal** on Jan. 26 vs. Colorado.
- 2014-15**
 - Ranked **3rd** amongst Worcester defensemen in points and **T-4th** in goals.
- 2013-14**
 - In his first full professional season, led all Worcester defensemen with **24 points and 22 assists**.
 - Led** all Worcester **rookies** in points (24) and ranked **T-7th** amongst AHL rookie defenders.
- 2012-13**
 - Named to the OHL's **Subway Super Series**.
 - Finished the regular season **T-5th** amongst OHL defensemen in goals and **T-7th** in points.
 - Finished the postseason **T-1st** on the team in points and assists.
- 2011-12**
 - With Worcester, recorded **first professional point** (assist) vs. St. John's on April 13, and made his **professional debut** vs. Manchester on April 10.
- 2010-11**
 - Helped Mississauga reach the **Memorial Cup Final**.

BRENDEN **DILLON****4****DEFENSE**

@BDillon04

SHOOTS: LEFT**HT:** 6'3"**WT:** 220**BORN:** 11/13/90 in
New Westminster,
British Columbia

CAREER HIGHLIGHTS

FIRSTNHL GAME: 4/7/12 vs STL
NHL ASSIST: 2/1/13 vs PHX
NHL GOAL: 2/1/13 vs PHX (Mike Smith)**MOST**
IN A GAMEPOINTS **2** 5 Times Last: 4/5/16 at MIN
GOALS **1** 13 Times Last: 3/12/16 vs WSH
ASSISTS **2** 2 Times Last: 4/5/15 at MIN**MOST**
CONSECUTIVE GAMESWITH A POINT **2** 3 Times, Last: 1/13/15 - 1/15/15
WITH A GOAL **2** 10/20/13 - 10/24/13
PLAYED **112** 11/22/14 - 2/9/16**+3**Best plus/minus, 7 Times
Last: 1/11/16 at CGY**200TH NHL GAME**
3/23/15 at OTT**2013**World Championship
with Canada**ACQUIRED
VIA TRADE**Signed by Dallas as a free agent on March 1, 2011.
Acquired by San Jose in exchange for Jason Demers
and a third round selection (90th overall) in the 2016
NHL Draft, Nov. 21, 2014.



CAREER STATS

REGULAR SEASON								PLAYOFFS				
SEASON	CLUB	LEAGUE	GP	G	A	PTS	PIM	GP	G	A	PTS	PIM
2007-08	Seattle	WHL	71	1	10	11	54	12	0	2	2	21
2008-09	Seattle	WHL	70	0	10	10	68	5	0	1	1	6
2009-10	Seattle	WHL	67	2	12	14	101	-	-	-	-	-
2010-11	Seattle	WHL	72	8	51	59	139	-	-	-	-	-
	Texas	AHL	10	0	0	0	8	6	0	2	2	7
2011-12	Texas	AHL	76	6	23	29	97	-	-	-	-	-
	Dallas	NHL	1	0	0	0	0	-	-	-	-	-
2012-13	Texas	AHL	37	3	11	14	45	-	-	-	-	-
	Dallas	NHL	48	3	5	8	65	-	-	-	-	-
	Canada	WC	8	1	0	1	0	-	-	-	-	-
2013-14	Dallas	NHL	80	6	11	17	86	2	0	0	0	2
2014-15	Dallas	NHL	20	0	1	1	23	-	-	-	-	-
	San Jose	NHL	60	2	7	9	54	-	-	-	-	-
2015-16	San Jose	NHL	76	2	9	11	61	24	0	2	2	11
	SHARKS TOTALS		136	4	16	20	115	-	-	-	-	-
	NHL TOTALS		285	13	33	46	289	26	0	2	0	13

ROLE MODEL

Is the Sharks spokesman for the Stick to Fitness powered by Kaiser Permanente street hockey program, that teaches local schools about the importance of healthy living, while encouraging them to be active during physical education classes and at home.

GROWTH SPURT

Was 5-foot-2 when he was age 15 and has grown 1-foot, 1-inches since.

2 OF A KIND

One of only two NHL players all-time with Brenden (e at the end) as their first name - the other is Brenden Morrow.

- 2015-16** • Ranked **3rd** on the Sharks in **hits** (154).
- 2014-15** • Scored his **first goal** as a member of the Sharks, the game-winning goal, on Jan. 13 at Arizona - the team's annual Father's Trip.
- 2013-14** • Led Dallas with **168 hits**, ranked **2nd** with **149 blocked shots**.
• Earned **career highs** in goals (6), assists (11) and points (17).
• One of just two NHL blueliners to score **more than one shorthanded goal** (McDonagh, NYR).
- 2012-13** • Led all NHL rookie defensemen and ranked 5th amongst all blueliners in **hits** (133).
• Became the **first Dallas defenseman** in history to record a **Gordie Howe Hat Trick** on Feb. 1, 2013 vs. Phoenix.
• Represented **Team Canada** at the World Championships.
- 2011-12** • Ranked **2nd** amongst all Texas Stars defensemen with 29 points and **T-2nd** in goals. **T-1st** amongst Texas blueliners in assists.
- 2010-11** • Was Seattle's **captain** in his final year of Jr. Hockey.



JOONAS DONSKOI

27

RIGHT WING

SHOOTS: RIGHT

HT: 6'0"

WT: 190

BORN: 4/13/92 in
Raahe, Finland

CAREER HIGHLIGHTS

FIRST

NHL GAME: 10/7/15 at LAK
 NHL ASSIST: 11/3/15 vs CBJ
 NHL GOAL: 10/7/15 at LAK
 (Jonathan Quick)

MOST
 IN A GAME

POINTS 2 5 Times Last: 3/20/16 vs ARI
 GOALS 1 11 Times Last: 3/15/16 vs BOS
 ASSISTS 2 1 Time 3/20/16 vs ARI

MOST
 CONSECUTIVE GAMES

WITH A POINT 5 1/16/16 - 1/24/16
 WITH A GOAL 2 2 Times, Last: 2/11/16 - 2/13/16
 WITH AN ASSIST 5 1/16/16 - 1/24/16
 PLAYED 66 10/28/15 - 3/24/16

+3

Best plus/minus, 2 times
 Last: 11/21/15 at PIT

GAME
 WINNER

Scored the first game-winning goal in Sharks franchise history in the Stanley Cup Final.

99TH OVERALL
 DRAFT PICK

Selected by Florida in the 2010 NHL Draft (4th round, 99th overall). Signed by San Jose as a free agent on May 20, 2015.



CAREER STATS

REGULAR SEASON								PLAYOFFS				
SEASON	CLUB	LEAGUE	GP	G	A	PTS	PIM	GP	G	A	PTS	PIM
2009-10	Karpat U20	Jr. A SM	18	14	15	29	2	12	5	10	15	4
	Karpat	Finland	18	2	2	4	4	-	-	-	-	-
	Suomi U20	Mestis	4	1	0	1	0	-	-	-	-	-
2010-11	Finland	U-18	6	1	7	8	0	-	-	-	-	-
	Karpat	Finland	52	16	11	27	19	3	1	0	1	0
	Suomi U20	Mestis	2	1	0	1	0	-	-	-	-	-
2011-12	Finland	U-20	6	3	3	6	2	-	-	-	-	-
	Karpat	Finland	52	8	17	25	12	6	3	3	6	0
	Finland	U-20	7	2	3	5	0	-	-	-	-	-
2012-13	Karpat	Finland	31	4	10	14	8	3	0	1	1	2
2013-14	Karpat	Finland	60	11	26	37	10	16	4	2	6	4
2014-15	Karpat	Finland	58	19	30	49	10	19	6	16	22	6
2015-16	Finland	WC	8	5	3	8	0	-	-	-	-	-
	San Jose	NHL	76	11	25	36	20	24	6	6	12	4
NHL/Sharks Totals			76	11	25	36	20	24	6	6	12	4

SPORTSCENTER TOP 10

Had his behind-the-back assist on a Joel Ward goal featured as Sportscenter's Top-10 Play on March 19 vs. the NY Rangers.

6TH

Became just the sixth rookie in NHL history to score an overtime, game-winning goal in the Stanley Cup Final.



2015
World Championships
with Finland



2015-16
Sharks "Rookie
of the Year"



2012
2011
World Jr.
Championship with
Finland



2016
World Cup
with Finland



JOONAS DONSKOI

- 2015-16**
- Was named the Sharks **Rookie of the Year**, finishing 5th in assists amongst all NHL rookies.
 - **Led** all NHL rookie skaters in **goals** (tied) and **2nd in points** during the playoffs, setting Sharks rookie franchise records in both.
 - Was named to Finland's **World Cup** roster for the 2016 World Cup of Hockey.
- 2014-15**
- Helped his team win the **Liiga Championship**, collecting the Jari Kurri Award as the league's **playoff MVP**, and was named to Liiga's **All-Star Team**.
 - **Led Finland** in goals (5) and game-winning goals (3) at the IIHF World Championships.
- 2013-14**
- Helped Karpat win the **Liiga Championship** and ranked **T-2nd** on his team in assists (26) and **3rd** in points (37) during the regular season.
- 2011-12**
- Named an **alternate captain** for Finland during the World Jr. Championships.
- 2010-11**
- **Youngest player** to appear in **52 games** during his first full season with Karpat
- 2009-10**
- Helped his team win the **Jr. A SM-liiga Championship**, ranking **2nd** on his team in playoff points.
 - Ranked **3rd** on the team in points (8) as Finland won the **U-18 bronze medal** at the World Jr. Championships.



THE PLAYERS



NIKOLAY **GOLDOBIN****82****LEFT WING****SHOOTS:** LEFT**HT:** 5'11"**WT:** 185**BORN:** 10/7/95 in
Moscow, Russia

@goldobin78

CAREER HIGHLIGHTS

FIRSTNHL GAME: 10/16/15 at NJD
NHL ASSIST: 11/5/15 vs FLA
NHL GOAL: 10/17/15 at NYI (Jaroslav Halak)**MOST**
IN A GAMEPOINTS **1** 2 Times Last: 11/5/15 vs FLA
GOALS **1** 1 Time 10/17/15 at NYI
ASSISTS **1** 1 Time 11/5/15 vs FLA**MOST**
CONSECUTIVEGAMES PLAYED **3** 10/16/15 - 10/19/15**+1**Best plus/minus
10/17/15 at NYI**2015**World Jr. Championships
with Russia (Silver Medal)**27TH OVERALL
DRAFT PICK**Selected by San Jose in the
2014 NHL Draft (1st round,
27th overall).



CAREER STATS

REGULAR SEASON								PLAYOFFS				
SEASON	CLUB	LEAGUE	GP	G	A	PTS	PIM	GP	G	A	PTS	PIM
2011-12	Vityazi Chekhov	MHL	50	13	9	22	8	9	2	1	3	0
2012-13	Sarnia	OHL	68	30	38	68	12	4	0	1	1	0
2013-14	Sarnia	OHL	67	38	56	94	21	-	-	-	-	-
2014-15	HIFK	Finland	38	11	10	21	12	8	1	5	6	2
	Worcester	AHL	9	3	2	5	4	4	0	0	0	0
	Russia	U-20	7	2	3	5	2	-	-	-	-	-
2015-16	San Jose	AHL	60	21	23	44	18	4	2	0	2	4
	San Jose	NHL	9	1	1	2	0	-	-	-	-	-
	NHL/SHARKS TOTALS		9	1	1	2	0	-	-	-	-	-

2015-16

- Finished **4th** on the Barracuda in **points** and T-1st in **goals**.
- Ranked **T-7th** amongst AHL rookies in **goals** scored.
- Made his **NHL debut** on Oct. 16 at New Jersey and is one of just **21 players** from his 2014 draft to have made his NHL debut.

2014-15

- Helped Russia win the World Jr. **silver medal**, ranking 3rd on the team in points (5).
- Was the **youngest player** on HIFK of Finland's highest professional league to appear in **38** regular season games.

2013-14

- Ranked **7th** in the OHL in **points** (94), **T-6th** in **assists** (56) and **T-14th** in goals (38), and led his team or was tied for the team lead in all three scoring categories.
- Recorded at least **a point in 22 consecutive games** from Nov. 14 - Jan. 11, registering 43 points during the streak (21-22=43).
- Was named Team Cherry's **Player of the Game** at the 2014 CHL Top Prospects Game.

2012-13

- Led** all OHL rookies in **goals** (30) and **points** (68) during his first season in North America, and was **runner up** for the OHL **Rookie of the Year** (McDavid).



BARCLAY GOODROW

23

RIGHT WING

SHOOTS: LEFT

HT: 6'2"

WT: 215

BORN: 2/26/93 in
Toronto, Ontario



@bgoodrow23

CAREER HIGHLIGHTS

FIRST

NHL GAME: 10/30/14 at MIN
NHL ASSIST: 11/16/14 at CAR
NHL GOAL: 12/9/14 vs EDM (Ben Scrivens)

MOST
IN A GAME

POINTS **2** 3 Times Last: 10/13/15 at WSH
GOALS **1** 4 Times Last: 2/14/15 at ARI
ASSISTS **2** 1 Time Last: 10/13/15 at WSH

MOST
CONSECUTIVE

GAMES PLAYED **19** 2/26/15 - 4/6/15

+2

Best plus/minus, 2 Times
Last: 10/13/15 at WSH

SIGNED

Signed by San Jose as a free agent on March 6, 2014.



CAREER STATS

REGULAR SEASON								PLAYOFFS				
SEASON	CLUB	LEAGUE	GP	G	A	PTS	PIM	GP	G	A	PTS	PIM
2008-09	Villanova	OJHL	2	2	1	3	2	-	-	-	-	-
2009-10	Brampton	OHL	63	6	13	19	34	11	1	3	4	2
2010-11	Brampton	OHL	65	24	15	39	36	4	0	0	0	2
2011-12	Brampton	OHL	60	26	26	52	58	8	1	1	2	6
2012-13	Brampton	OHL	62	38	14	52	59	5	2	3	5	6
2013-14	North Bay	OHL	63	33	34	67	64	22	14	10	24	23
2014-15	San Jose	NHL	60	4	8	12	35	-	-	-	-	-
	Worcester	AHL	7	2	4	6	11	4	0	1	1	4
2015-16	San Jose	AHL	57	20	19	39	43	4	0	1	1	0
	San Jose	NHL	14	0	3	3	16	-	-	-	-	-
	NHL/Sharks Totals		74	4	11	15	51	-	-	-	-	-

- 2015-16**
 - Represented the San Jose Barracuda at the **AHL All-Star Game**.
 - Ranked **3rd** amongst Barracuda skaters in goals despite playing only 57 games.
- 2014-15**
 - Led all Sharks rookies** in games played, PIM and T-1st in game-winning goals (2).
- 2013-14**
 - Finished the season as North Bay's **leader in goals** (33), **assists** (34, tied) and **points** (67) as the team's captain.
 - Finished his OHL career as the North Bay/Brampton **franchise leader in games played** (313) and second in goals (127).
 - Led the league in **playoff goals** (14), **game-winning goals** (4) and ranked **T-5th in points** (24) in 22 playoff games.
- 2012-13**
 - Led** Brampton in **goals** (38) and **points** (52) as the team's captain.
- 2011-12**
 - Ranked **2nd** on the team in **points** (52), **goals** (26) and **T-3rd assists** (26) as an alternate captain.
- 2010-11**
 - Led** Brampton in **goals** (24).
- 2009-10**
 - Represented Ontario at the **U-17 World Hockey Challenge**.

MICHEAL **HALEY****38**
CENTER**SHOOTS:** LEFT**HT:** 5'11"**WT:** 205**BORN:** 3/30/86 in
Guelph, Ontario

CAREER HIGHLIGHTS

FIRSTNHL GAME: 4/10/10 at NJD
NHL ASSIST: 2/24/11 at PHI
NHL GOAL: 2/11/11 vs PIT (Brent Johnson)**MOST**
IN A GAMEPOINTS **1** 4 Times Last: 3/5/16 vs VAN
GOALS **1** 3 Times Last: 3/5/16 vs VAN
ASSISTS **1** 1 Time 2/24/11 at PHI**MOST**
CONSECUTIVEGAMES PLAYED **16** 3/5/11 - 4/8/11**+1**Best plus/minus, 5 Times
Last: 3/5/16 vs VAN**SIGNED**

Signed by NY Islanders as a free agent on May 19, 2008.

Signed by NY Rangers as a free agent on July 1, 2012.

Signed by San Jose as a free agent on July 10, 2014.



CAREER STATS

REGULAR SEASON								PLAYOFFS				
SEASON	CLUB	LEAGUE	GP	G	A	PTS	PIM	GP	G	A	PTS	PIM
2002-03	Sarnia	OHL	43	3	3	6	32	6	0	0	0	2
2003-04	Sarnia	OHL	51	8	8	16	69	-	-	-	-	-
2004-05	Sarnia	OHL	61	14	16	30	122	-	-	-	-	-
2005-06	Sarnia	OHL	23	2	6	8	83	-	-	-	-	-
2006-07	Toronto St. Michael's	OHL	30	12	0	12	78	4	0	1	1	11
	Toronto St. Michael's	OHL	68	30	24	54	174	-	-	-	-	-
2007-08	South Carolina	ECHL	7	5	1	6	13	-	-	-	-	-
	Bridgeport	AHL	36	2	2	4	75	-	-	-	-	-
2008-09	Utah	ECHL	28	11	8	19	115	14	7	6	13	49
	Bridgeport	AHL	45	5	3	8	99	5	1	0	1	10
2009-10	NY Islanders	NHL	2	0	0	0	9	-	-	-	-	-
	Bridgeport	AHL	65	6	8	14	196	3	0	0	0	4
2010-11	NY Islanders	NHL	27	2	1	3	85	-	-	-	-	-
	Bridgeport	AHL	50	12	10	22	144	-	-	-	-	-
2011-12	NY Islanders	NHL	14	0	0	0	57	-	-	-	-	-
	Bridgeport	AHL	51	15	10	25	125	3	0	0	0	2
2012-13	NY Rangers	NHL	9	0	0	0	12	2	0	0	0	0
	Connecticut	AHL	69	10	13	23	170	-	-	-	-	-
2013-14	Hartford	AHL	53	7	11	18	131	-	-	-	-	-
2014-15	Worcester	AHL	68	18	13	31	106	4	2	1	3	2
	San Jose	NHL	4	0	0	0	11	-	-	-	-	-
2015-16	San Jose	AHL	41	12	11	23	52	-	-	-	-	-
	San Jose	NHL	16	1	0	1	48	-	-	-	-	-
SHARKS TOTALS			20	1	0	1	59	-	-	-	-	-
NHL TOTALS			72	3	1	4	222	2	0	0	0	0

- 2015-16** • Scored his **first goal in 1,814 days** with his tally on March 5 vs. Vancouver.
- 2014-15** • Was named the Worcester **Three Stars Winner** after finishing 7th on Worcester (AHL) in points, 1st in goals (career high) and 1st in penalty minutes.
- 2013-14** • Hartford's **alternate captain** ranked 2nd on the team in PIM.
- 2012-13** • **Set career highs** in AHL games played and assists (since tied).
- 2011-12** • Had **second-most fighting majors** (7) on NY Islanders.
- 2010-11** • **Set NHL career highs** in games played, points, goals and assists.
- 2009-10** • Led Bridgeport team in **PIM** (196, career high), ranking 13th in the AHL in that category.
- 2007-08** • **Joined Bridgeport** from Utah (ECHL) on Dec. 5, and scored a goal in AHL debut on Dec. 7 at Springfield.



TOMAS **HERTL**

48
CENTER

SHOOTS: LEFT

HT: 6'2"

WT: 215

BORN: 11/12/93 in
Prague, Czech Republic



@TomasHertl48

CAREER HIGHLIGHTS

FIRST

NHL GAME: 10/3/13 vs VAN
NHL ASSIST: 10/3/13 vs VAN
NHL GOAL: 10/5/13 vs PHX (Mike Smith)

MOST
IN A GAME

POINTS **4** 1 Time Last: 10/8/13 vs NYR
GOALS **4** 1 Time Last: 10/8/13 vs NYR
ASSISTS **3** 1 Time Last: 3/19/16 vs NYR

MOST
CONSECUTIVE GAMES

WITH A POINT **5** 3/12/16 - 3/20/16
WITH A GOAL **2** 4 Times, Last: 2/19/16 - 2/22/16
WITH AN ASSIST **3** 11/5/13 - 11/10/13
PLAYED **113** 4/11/14 - 12/12/15

+4

Best plus/minus
1/9/16 vs TOR

**17TH OVERALL
DRAFT PICK**

Selected by San Jose in the 2012 NHL Entry Draft (1st round, 17th overall).



CAREER STATS

REGULAR SEASON								PLAYOFFS				
SEASON	CLUB	LEAGUE	GP	G	A	PTS	PIM	GP	G	A	PTS	PIM
2010-11	Slavia Praha	Czech	1	0	0	0	0	-	-	-	-	-
	Slavia Praha	Czech U-20	33	14	27	41	49	4	4	2	6	0
	Czech Republic	U-18	6	1	0	1	12	-	-	-	-	-
2011-12	Slavia Praha	Czech	38	12	13	25	22	12	3	0	3	6
	Slavia Praha	Czech U-20	-	-	-	-	-	3	2	0	2	2
	Czech Republic	U-20	6	3	2	5	0	-	-	-	-	-
2012-13	Slavia Praha	Czech	43	18	12	30	16	11	3	5	8	0
	Czech Republic	U-20	6	2	3	5	10	-	-	-	-	-
	Czech Republic	WC	8	0	0	0	0	-	-	-	-	-
2013-14	San Jose	NHL	37	15	10	25	4	7	2	3	5	2
	Czech Republic	WC	9	3	3	6	4	-	-	-	-	-
2014-15	San Jose	NHL	82	13	18	31	16	-	-	-	-	-
	Worcester	AHL	2	0	2	2	0	-	-	-	-	-
2015-16	San Jose	NHL	81	21	25	46	26	20	6	5	11	4
	NHL/SHARKS TOTALS		200	49	53	102	46	27	8	8	16	6

200TH NHL GAME
4/9/16 vs ARI

100TH NHL POINT
4/2/16 at NSH

TEENAGE MUTANT NINJA HERTL

At 19 years, 330 days old, Hertl became the fourth-youngest player in NHL history to score four times in a game, and the youngest since Jimmy Carson, at age 19 years, 254



2016
World Cup
with Czech Republic
(DNP)



2013-14
Sharks "Rookie
of the Year"



**2015
2014
2013**
World Championships
with Czech Republic

2013
NHL Player of
the Week
(Oct. '13 - 1st Star)



**2013
2012**
World Jr. Championships
with Czech Republic

2013
NHL Rookie
of the Month
Oct. 2013



TOMAS HERTL

2015-16

- Led the team in **faceoff percentage** (56.0%).
- **Set career highs** in goals, assists, points and plus/minus (+16).
- Named to the Czech Republic's **2016 World Cup** of Hockey Team.
- Ranked **2nd in the NHL** in plus/minus (+22) from Jan. 9 thru the remainder of the season, trailing only Sidney Crosby (+23).

2014-15

- **Played all 82 games** and ranked **T-2nd** on the team in game-winning goals (4).
- Represented the Czech Republic at the **World Championships**.

2013-14

- Finished **8th amongst NHL rookies** in goals despite missing 45 games due to injury.
- Named NHL **Rookie of the Month for October**.
- Became the first NHL player to score **seven goals in his first five games** since Edmonton Oilers' Blair McDonald (1979-80), and the only Sharks player to score six goals in his first three games.

2012-13

- Represented the Czech Republic at the **World Championships, Karjala Cup and World Jr. Championships**.

2011-12

- Was named the Czech league's **Rookie of the Year** after posting 25 points in 38 games, the highest point total for a junior player since Jiri Hudler nine seasons prior.



THE PLAYERS





MARTIN JONES

31
**GOAL
TENDER**

CATCHES: LEFT**HT:** 6'4"**WT:** 190**BORN:** 1/10/90 in
North Vancouver,
British Columbia

@martin_jones31

CAREER HIGHLIGHTS

FIRST

NHL GAME: 12/3/13 at ANA
NHL WIN: 12/3/13 at ANA
NHL SHUTOUT: 12/7/13 vs NYI

MOST
IN A GAME

SHOTS FACED **48** 3/7/16 at CGY
SAVES **47** 3/7/16 at CGY
GOALS ALLOWED **6** 12/12/14 at MTL

MOST
CONSECUTIVE GAMES

WITH A WIN **8** 12/3/13 - 12/21/13
WITHOUT A REGULATION LOSS **8**
2 Times, Last: 1/9/16 - 1/26/16
AS A STARTER **10** 2/13/16 - 3/3/16

13

Career Shutouts
Last: 4/9/16

40+ IN THE FINAL

Became the first goaltender in the NHL's expansion era
(since 1967-68) to register multiple 40-plus save victories
within one Stanley Cup Final.

234:33**LONGEST**
SHUTOUT STREAK

10/7/15 - 10/16/15



CAREER STATS

REGULAR SEASON										PLAYOFFS						
SEASON	CLUB	LEAGUE	GP	W-L-O	MINS	GA	SO	GAA	SV%	GP	W-L-O	MINS	GA	SO	GAA	SV%
2006-07	Calgary	WHL	18	9-4-3	1029	52	0	3.03	.884	-	-	-	-	-	-	-
2007-08	Calgary	WHL	27	18-8-1	1529	54	1	2.12	.911	5	2-1	250	12	2	2.88	.879
2008-09	Calgary	WHL	55	45-5-4	3295	114	7	2.08	.915	18	14-4	1095	34	2	1.86	.921
2009-10	Calgary	WHL	48	36-11-1	2851	105	8	2.21	.919	23	16-7	1401	55	2	2.36	.915
	Canada	U-20	2	1-1-0	78	3	0	2.30	.917	-	-	-	-	-	-	-
2010-11	Ontario	ECHL	1	1-0-0	64	4	0	3.76	.867	-	-	-	-	-	-	-
2010-11	Manchester	AHL	39	23-12-1	2187	82	4	2.25	.924	4	-	-	-	-	-	-
2011-12	Manchester	AHL	41	18-17-2	2166	94	1	2.60	.919	3	-	-	-	-	-	-
2012-13	Manchester	AHL	56	27-25-4	3347	141	5	2.53	.919	4	-	-	-	-	-	-
2013-14	Los Angeles	NHL	19	12-6-0	1095	33	4	1.81	.934	2	0-0	56	0	0	0.00	1.000
2013-14	Manchester	AHL	22	16-3-3	1351	48	2	2.13	.928	-	-	-	-	-	-	-
2014-15	Los Angeles	NHL	15	4-5-2	775	29	3	2.25	.906	-	-	-	-	-	-	-
	Canada	WC	2	2-0-0	120	3	1	1.50	.921	-	-	-	-	-	-	-
2015-16	San Jose	NHL	65	37-23-4	3786	143	6	2.27	.918	24	14-10	1473	53	3	2.16	.923
	SHARKS TOTALS		65	37-23-4	3786	143	6	2.27	.918	24	14-10	1473	53	3	2.16	.923
	NHL TOTALS		99	53-34-6	5656	205	13	2.17	.919	26	14-10	1529	53	3	2.08	.923

SIGNED

Signed by Los Angeles as a free agent on Oct. 2, 2008. Acquired by Boston along with Colin Miller and a first round selection (13th overall) in the 2015 NHL Draft in exchange for Milan Lucic. Acquired by San Jose from Boston in exchange for a first round selection (29th overall) in the 2016 NHL Draft and Sean Kuraly.

SHARKS RECORD

Set a Sharks franchise record for longest shutout streak, going 234:33 without allowing a goal from Oct. 7, 2015 vs. Los Angeles (1st period) thru Oct. 16, 2015 at New Jersey (3rd period).



2015
World Championships
with Canada
(Gold Medal)



2016
Sharks Player
of the Month
Feb. 2016

2013-14
Stanley Cup Champion

2013
NHL Player
of the Week
(Nov. 2013 - 1st Star)
(Dec. 2013 - 2nd Star)

2013
NHL Rookie
of the Month
Dec. 2013

44 SAVES

Set a Sharks franchise record for saves in a regulation playoff game, stopping 44 in Game 6 of the Stanley Cup Final. His 44 saves are the most in NHL history in a regulation win when facing elimination in the Stanley Cup Final since expansion in 1968.




MARTIN JONES

- 2015-16**
- Became the first Sharks goaltender to post **back-to-back shutouts** in the playoffs (Game 3 and 4 of the Western Conference Final).
 - **T-7th** in the NHL in Vezina Trophy voting and **9th in voting** for the NHL **Postseason All-Star Team**.
 - Finished the regular season ranked **3rd in the NHL in wins** and **T-2nd** in shutouts, the fourth-highest win total in Sharks history (tied).
- 2014-15**
- **Four of his five** regulation **losses** came when Los Angeles was playing the second half of back-to-backs.
 - With his shutout on Jan. 12 vs. Toronto, became the **fastest** goaltender (29 games) in modern day NHL history (1967-68) to record **seven shutouts** (previously Steve Mason, 32 games) and the fastest since Frank Brimsek earned his seventh in his 22nd game with the Bruins in January 1939.
- 2013-14**
- Selected as the **Kings Best Newcomer** (Mark Bavis Memorial Award).
 - Selected as NHL **Co-Rookie of the Month** for December.
 - Went **8-0-0 with a 0.98 GAA, .966 SV%** and three shutouts in his first eight NHL games (tied NHL record for consecutive winning games to start a career).
 - First goaltender in NHL history to allow an average of **less than one goal per game** in his first eight games of his career.
 - First goaltender to allow **two or fewer goals** in each of his first eight games since Frank Brimsek in 1938-39.
 - Became the third goaltender in NHL history to record **three shutouts** in his first six starts.
 - Became the second Kings rookie goaltender to record **back-to-back shutouts**.
 - His **nine shootout stops** most by a goaltender making his NHL debut, while his nine shootout stops without allowing a goal set a Kings record.
 - Named **2014 AHL All-Star**.
- 2012-13**
- **AHL rankings** were the following: 4th in wins, T-6th in shutouts, 2nd in minutes and 2nd in saves.
- 2011-12**
- Played in **four straight overtime/shootout games** Nov. 27-Dec. 11, 2011 (won three of the four).
- 2010-11**
- **AHL rankings** among rookies were the following: 2nd in GAA, T-3rd in SV%, T-4th in wins and T-4th in shutouts.
 - Named to 2011 **AHL All-Star Team**, and named AHL Rookie of the Month in December.
- 2009-10**
- **Led the WHL** in goal-against average, T-4th in save percentage, 2nd in wins and 1st in shutouts.
 - Helped Calgary win the **WHL Championship**, winning the league's **Del Wilson Trophy** as top goaltender, and was named the WHL **Playoff MVP**.
 - Was named the winner of the **Hap Emms Memorial Trophy** as the Memorial Cup's best goaltender, and was named to the tournament's **All-Star Team**.
 - Named to the WHL (East) **All-Star Team**, as well as to the CHL **Second All-Star Team**.
- 2008-09**
- **Led the league in wins** and ranked 3rd in the WHL in GAA, T-3rd in SV%, T-1st in shutouts.
 - A three-time CHL **Goaltender of the Week**, he was also named to the WHL (East) **Second All-Star Team**.



THE PLAYERS



MELKER **KARLSSON****68**
CENTER**SHOOTS:** RIGHT**HT:** 6'0"**WT:** 180**BORN:** 7/18/90 in
Lycksele, Sweden

CAREER HIGHLIGHTS

FIRSTNHL GAME: 12/9/14 vs EDM
NHL ASSIST: 12/9/14 vs EDM
NHL GOAL: 12/22/14 at ANA
(Frederik Andersen)**MOST**
IN A GAMEPOINTS **2** 4 Times Last: 3/28/16 vs LAK
GOALS **1** 23 Times Last: 3/28/16 vs LAK
ASSISTS **2** 1 Time Last: 12/18/14 vs EDM**MOST**
CONSECUTIVE GAMESWITH A POINT **5** Last: 1/3/15 - 1/10/15
WITH A GOAL **5** Last: 1/3/15 - 1/10/15
WITH AN ASSIST **2** 2 Times, Last: 4/5/16 - 4/7/16
PLAYED **53** 12/9/14 - 4/11/15**+2**Best plus/minus, 13 Times
Last: 3/28/16 vs LAK**100TH NHL GAME**
2/29/16 vs MTL**2014-15**Sharks Rookie
of the Year**SIGNED**Signed by San Jose as a free agent on
May 30, 2014.



CAREER STATS

REGULAR SEASON								PLAYOFFS				
SEASON	CLUB	LEAGUE	GP	G	A	PTS	PIM	GP	G	A	PTS	PIM
2005-06	Lycksele SK	Sweden Jr.	9	1	2	3	0	-	-	-	-	-
2006-07	Skelleftea J18	Sweden Jr.	14	5	4	9	20	-	-	-	-	-
2007-08	Skelleftea J18	Sweden Jr.	16	10	8	18	4	-	-	-	-	-
	Skelleftea J18	Sweden Jr.	14	11	5	16	16	-	-	-	-	-
2008-09	Skelleftea J20	Sweden Jr.	9	4	2	6	0	2	1	0	1	0
	Skelleftea J20	Sweden Jr.	34	10	14	24	58	6	1	3	4	2
	Skelleftea	Sweden	4	0	0	0	0	1	0	0	0	0
2009-10	Skelleftea J20	Sweden Jr.	27	14	21	35	10	2	1	1	2	0
	Skelleftea	Sweden	36	2	0	2	8	8	0	2	2	0
2010-11	Skelleftea J20	Sweden Jr.	5	3	1	4	0	-	-	-	-	-
	Skelleftea	Sweden	40	4	2	6	2	16	1	3	4	2
	Orebro	Sweden Jr.	10	2	4	6	12	-	-	-	-	-
2011-12	Skelleftea	Sweden	44	3	2	5	8	19	2	2	4	4
2012-13	Skelleftea	Sweden	44	13	15	28	14	13	2	8	10	10
	Sweden	EuroHockeyTour	3	0	0	0	0	-	-	-	-	-
2013-14	Skelleftea	Sweden	48	9	16	25	14	14	4	8	12	12
2014-15	San Jose	NHL	53	13	11	24	20	-	-	-	-	-
	Worcester	AHL	20	5	5	10	6	-	-	-	-	-
2015-16	San Jose	NHL	65	10	9	19	16	24	5	3	8	10
	San Jose	AHL	4	0	2	2	0	-	-	-	-	-
NHL/SHARKS TOTALS			118	23	20	43	36	24	5	3	8	10

- 2015-16**
 - Scored the **game-winning goal** in Game 5 of the **Stanley Cup Final** in Pittsburgh, helping San Jose earn its first-ever road win in the Stanley Cup Final.
 - Posted career highs** in games played and plus/minus (+5).
- 2014-15**
 - Finished the season ranked **7th** amongst all NHL rookies in **goals** and **T-15th** in points, while being named **"Sharks Rookie of the Year."**
 - Tied a franchise-best rookie **five-game goal scoring streak** (5g, 1a) from Jan. 3 vs. St. Louis to Jan. 10 at NY Rangers.
 - Became the **28th** player in Sharks franchise history to register his **first career point in his first NHL game**.
- 2013-14**
 - Helped Skelleftea AIK finish with the **best regular-season record** in the league (111 points) for the second straight season, while the team also won its second consecutive **SHL Championship**.
- 2012-13**
 - Posted career highs** in points, goals and plus/minus (+20) as Skelleftea finished with the best regular-season record in the SHL.
 - Ranked **T-9th** in the league in playoff points as Skelleftea won the **SHL Championship**.
- 2011-12**
 - Spent the season exclusively in the SHL and helped Skelleftea reach the **SHL Final**.
- 2010-11**
 - Split time** between the SHL (Skelleftea) and the Swedish Jr. leagues (Skelleftea J20/Orebro), helping Skelleftea reach the **SHL Final**.
- 2009-10**
 - Finished **2nd** on Skelleftea J20 in points and **T-2nd** in goals and helped the junior club finish atop the regular season standings.
- 2008-09**
 - Ranked **2nd** on Skelleftea J20 in points and **3rd** in goals.

PATRICK **MARLEAU****12**
CENTER**SHOOTS:** LEFT**HT:** 6'2"**WT:** 215**BORN:** 9/15/79 in
Aneroid, Saskatchewan

CAREER HIGHLIGHTS

FIRSTNHL GAME: 10/1/97 vs EDM
NHL ASSIST: 10/11/97 vs BOS
NHL GOAL: 10/19/97 at PHX
(Nikolai Khabibulin)**MOST**
IN A GAMEPOINTS **4** 8 Times Last: 10/27/10 vs NJD
GOALS **3** 4 Times Last: 11/20/11 at COL
ASSISTS **4** 1 Time Last: 2/10/06 vs DAL**MOST**
CONSECUTIVE GAMESWITH A POINT **10** 3/31/12 - 1/29/13
WITH A GOAL **7** 4/5/12 - 1/27/13
WITH AN ASSIST **7** 12/2/05 - 12/18/05
PLAYED **542*** 4/9/09 - 4/9/16 *still intact**+4**Best plus/minus, 2 times
Last: 10/27/10 vs NJD**400TH** NHL GOAL
3/10/13 at COL**500TH** NHL ASSIST
10/23/14 vs CBJ**1,000TH**
—NHL POINT
11/21/15 at PIT



CAREER STATS

REGULAR SEASON								PLAYOFFS				
SEASON	CLUB	LEAGUE	GP	G	A	PTS	PIM	GP	G	A	PTS	PIM
1995-96	Seattle	WHL	72	32	42	74	22	5	3	4	7	4
1996-97	Seattle	WHL	71	51	74	125	37	15	7	16	23	12
1997-98	San Jose	NHL	74	13	19	32	14	5	0	1	1	0
1998-99	San Jose	NHL	81	21	24	45	24	6	2	1	3	4
	Canada	WC	7	1	2	3	0	-	-	-	-	-
1999-00	San Jose	NHL	81	17	23	40	36	5	1	1	2	2
2000-01	San Jose	NHL	81	25	27	52	22	6	2	0	2	4
	Canada	WC	7	2	3	5	4	-	-	-	-	-
2001-02	San Jose	NHL	79	21	23	44	40	12	6	5	11	6
2002-03	San Jose	NHL	82	28	29	57	33	-	-	-	-	-
	Canada	WC	9	0	4	4	4	-	-	-	-	-
2003-04	San Jose	NHL	80	28	29	57	24	17	8	4	12	6
	Canada	W. Cup	-	-	-	-	-	-	-	-	-	-
2004-05	Canada	WC	9	2	2	4	4	-	-	-	-	-
2005-06	San Jose	NHL	82	34	52	86	26	11	9	5	14	8
2006-07	San Jose	NHL	77	32	46	78	33	11	3	3	6	2
2007-08	San Jose	NHL	78	19	29	48	33	13	4	4	8	2
2008-09	San Jose	NHL	76	38	33	71	18	6	2	1	3	8
2009-10	San Jose	NHL	82	44	39	83	22	14	8	5	13	8
	Canada	Olympics	7	2	3	5	0	-	-	-	-	-
2010-11	San Jose	NHL	82	37	36	73	16	18	7	6	13	9
2011-12	San Jose	NHL	82	30	34	64	26	5	0	0	0	4
2012-13	San Jose	NHL	48	17	14	31	24	11	5	3	8	2
2013-14	San Jose	NHL	82	33	37	70	18	7	3	4	7	2
	Canada	Olympics	6	0	4	4	2	-	-	-	-	-
2014-15	San Jose	NHL	82	19	38	57	12	-	-	-	-	-
2015-16	San Jose	NHL	82	25	23	48	10	24	5	8	13	8
NHL/SHARKS TOTALS			1411	481	555	1036	431	171	65	51	116	75

1,000TH NHL GAME
1/17/11 at PHX

1,400TH NHL GAME
3/19/16 vs NYR

2ND OVERALL DRAFT PICK

Selected by San Jose in the 1997 NHL Entry Draft (1st round, 2nd overall).

36TH TO REACH 1,400 GAMES

Played in his 1,400th NHL game on March 19 against the Rangers, becoming the 36th player in NHL history to reach that milestone, the ninth player to play that many games with one franchise and also became the youngest player in NHL history to play in 1,400 NHL games.

22TH TO PLAY IN 500 CONSECUTIVE

Has played in every regular-season game since April 9, 2009, and became the 22nd player in NHL history to play in 500 consecutive NHL games.

T-15TH IN GAME-WINNERS

His 92 game-winning goals rank him T-15th all-time in NHL history, one better than Wayne Gretzky and March Recchi, and he ranks T-5th all-time in game-winners by a player with one franchise.

83RD TO REACH 1,000 POINTS

Became just the 83rd player in NHL history to reach the historic 1,000 point plateau, becoming the first player to record all 1,000 points in a Sharks uniform and the 36th NHL player to record at least 1,000 points with one franchise.



PATRICK MARLEAU



2011
2009
2006
2002

Hat Trick

11/20/11 at COL

11/27/09 at EDM

11/9/06 at LAK

4/6/02 vs DET



2009
2007
2004

All-Star Teams



2014
2010

Olympics with
Team Canada
(Gold Medal)



2009-10
2008-09
2003-04

"Sharks Player
of the Year"

2004

World Cup
with Canada
(DNP)

2005
2003
2001
1999

World Championships
with Canada
(Silver in 2005,
Gold in 2003)

2006
2005

NHL Offensive
Player of the Week
Feb. 2006
Nov. 2005

2013

NHL Player of
the Month
(Jan. '13 - 2nd Star)

1997-98

PlayStation "Rookie
of the Year"

SHARKS FAN FAVORITE AWARD

2012-13, 2011-12, 2010-11

NHL PLAYER OF THE WEEK

Oct. 13-20, 2013 (3rd Star), Jan. 20-27, 2013 (1st Star),
Oct. 19-25, 2009 (3rd Star)

"SHARKS PLAYER OF THE MONTH"

Nov. 2011, March 2011, Oct. 2009, Oct. 2008, Jan.
2007, Nov. 2005, Dec. 2003 (co-winner), Nov. 2002

2008-09
2003-04

PlayStation
"Three Stars of the
Game" Award



- 2015-16**
 - Finished **8th** in voting for the **Lady Byng Trophy**.
 - Scored the **game-tying goal** in his first career Stanley Cup Final game.
- 2014-15**
 - Finished **3rd** on the team **in goals** and **T-2nd** in game-winning tallies.
- 2013-14**
 - Led Team Canada with **four assists** in six games en route to his second Olympic gold medal.
 - Finished **3rd** in voting for the **Lady Byng Trophy** and **7th** for the postseason NHL **All-Star Team** (LW).
- 2012-13**
 - Became the **second player** in the history of the NHL to open a season with **four multi-goal games**, joining Cy Denneny of the 1917-18 Ottawa Senators.
- 2010-11**
 - Became the **youngest player** in NHL history to reach the **1,000-game** plateau with one organization.
- 2009-10**
 - Recorded a **career-high 44 goals**, tied for the second-highest goal total in Sharks history (Owen Nolan), and ranked 4th in the NHL.
 - Became the **first player** in NHL playoff history to have consecutive multi-goal games in which he scored all of his team's goals.
- 2008-09**
 - Was the **Sharks nominee** for the **King Clancy Memorial Trophy**.
- 2007-08**
 - Became the **first player** to score a shorthanded goal in back-to-back playoff games in the same year since Brett Hull did so in 2002.
- 2006-07**
 - Became the **franchise leader** in goals, points and games played, and also broke the record for all-time postseason games played in franchise history.
 - Named the San Jose Mercury News **2006 South Bay Sports Person of the Year**.
 - Became the first Sharks player to record back-to-back **30-goal seasons**.
- 2005-06**
 - Became the franchise **leader in playoff scoring** and registered at least one goal in five consecutive playoff games.
- 2003-04**
 - Posted a **hat trick** in each of the first two rounds of the playoffs.
- 2002-03**
 - Helped Team Canada earn the **gold medal** at the World Championships, leading the team in plus/minus (+11).
- 2000-01**
 - Posted at least one point in his first eight playoff games, establishing a Sharks **playoff record point streak**.
- 1999-00**
 - Recorded his **first career Gordie Howe Hat Trick** vs. Atlanta.
- 1997-98**
 - His first career goal (Oct. 19 at Phoenix) made him the **second-youngest player** (Grant Mulvey) **to score** a regular season goal since the end of World War II.
- 1996-97**
 - Was the **youngest player drafted** at the 1997 NHL Draft after being named the WHL Western Conference Player of the Year.



PAUL MARTIN

7
DEFENSE

SHOOTS: LEFT**HT:** 6'1"**WT:** 200**BORN:** 3/581 in
Minneapolis, Minnesota

CAREER HIGHLIGHTS

FIRST

NHL GAME: 10/8/03 at BOS
NHL ASSIST: 11/26/03 at ANA
NHL GOAL: 10/18/03 vs TBL
(Nikolai Khabibulin)

MOST
IN A GAME

POINTS **3** 4 Times Last: 2/20/13 vs PHI
GOALS **2** 2 Times Last: 12/4/10 at CBJ
ASSISTS **3** 3 Times Last: 2/20/13 vs PHI

MOST
CONSECUTIVE GAMES

WITH A POINT **5** 12/26/05 - 1/3/06
WITH A GOAL **2** 2/24/13 - 2/26/13
WITH AN ASSIST **5** 12/26/05 - 1/3/06
PLAYED **177** 10/18/05 - 11/14/07

+4

Best plus/minus, 4 times
Last: 3/25/12 vs NJD

700TH NHL GAME
10/13/15 at WSH**200TH** NHL ASSIST
4/27/13 vs CAR**200TH** NHL POINT
1/17/12 vs CAR



CAREER STATS

REGULAR SEASON								PLAYOFFS				
SEASON	CLUB	LEAGUE	GP	G	A	PTS	PIM	GP	G	A	PTS	PIM
2000-01	U. of Minnesota	WCHA	38	3	17	20	8	-	-	-	-	-
	USA	U-20	7	0	4	4	0	-	-	-	-	-
2001-02	U. of Minnesota	WCHA	44	8	30	38	22	-	-	-	-	-
2002-03	U. of Minnesota	WCHA	45	9	30	39	32	-	-	-	-	-
2003-04	New Jersey	NHL	70	6	18	24	4	5	1	1	2	4
	USA	W. Cup	3	0	1	1	0	-	-	-	-	-
2004-05	Fribourg-Gotteron	Switz.	11	3	4	7	2	-	-	-	-	-
	USA	WC	7	0	0	0	2	-	-	-	-	-
2005-06	New Jersey	NHL	80	5	32	37	32	9	0	3	3	4
2006-07	New Jersey	NHL	82	3	23	26	18	11	0	4	4	6
2007-08	New Jersey	NHL	73	5	27	32	22	5	1	2	3	2
	USA	WC	7	1	7	8	0	-	-	-	-	-
2008-09	New Jersey	NHL	73	5	28	33	36	7	0	4	4	2
2009-10	New Jersey	NHL	22	2	9	11	2	5	0	0	0	0
2010-11	Pittsburgh	NHL	77	3	21	24	16	7	0	2	2	2
2011-12	Pittsburgh	NHL	73	2	25	27	18	3	1	0	1	0
2012-13	Pittsburgh	NHL	34	6	17	23	16	15	2	9	11	4
2013-14	Pittsburgh	NHL	39	3	12	15	10	13	0	8	8	6
	USA	Olympics	4	0	0	0	0	-	-	-	-	-
2014-15	Pittsburgh	NHL	74	3	17	20	20	5	0	2	2	2
2015-16	San Jose	NHL	78	3	17	20	22	24	0	5	5	8
	SHARKS TOTALS		78	3	17	20	22	24	0	5	5	8
NHL TOTALS			775	46	246	292	216	109	5	40	45	38

62ND OVERALL DRAFT PICK

Selected by New Jersey in the second round (62nd overall) of the 2000 NHL Draft. Signed by Pittsburgh as a free agent on July 1, 2010. Signed by San Jose as a free agent July 1, 2015.

PENALTY KILLERS

During Martin's five-year stint in Pittsburgh, the team led the NHL in penalty killing percentage (85.1%), compared to ranking 22nd overall (81.4%) in the five years prior to Martin's arrival.

6TH & 7TH

Since 2003-04 (his rookie season), Martin ranks 6th in games played (775) and 7th in points (292) in the NHL amongst U.S.-born defensemen.

BACK TO BACK CHAMPS

Won consecutive NCAA Championships in 2002 and 2003, as well as the 2003 WCHA Playoff Championship while at the University of Minnesota.

MR. HOCKEY

During his high school days, Martin played quarterback for Elk River's football team and also won the state of Minnesota's prestigious "Mr. Hockey" award in 2000 as the most outstanding high school player in the state while playing for Elk River.



**2008
2005**

World Championships
with USA

2004

World Cup
with USA

**2014
2010
2006**

Olympics with USA
2010 - DNP
2006 - DNP

2001

World Jr. Championship
with USA



PAUL MARTIN

- 2015-16**
 - Finished ranked **3rd** on San Jose in average **ice time** per game (20:43).
 - Appeared in his **first career Stanley Cup Final** against his former team.
- 2014-15**
 - Ranked **2nd** amongst Pittsburgh blueliners in points and assists, **T-2nd** in goals, and his **plus-17** led all Penguins skaters.
 - Skated an average of **22:47** per game, which ranked 2nd on the team, and his **139 blocked shots** led all Pittsburgh players.
 - In his five seasons in Pittsburgh, only Kris Letang (24:46) skated more minutes per game than Martin (**23:30**), and Martin ranked **2nd** amongst all Pittsburgh defensemen in points (109) during that span.
- 2013-14**
 - Posted a **plus-2** rating in four games for **Team USA** at the 2014 Winter Olympics.
 - Became the first Pittsburgh player since Paul Coffey in 1989 to register **four straight multiple-assist playoff games** (April 16-23).
- 2012-13**
 - Was named Pittsburgh's **Defensive Player of the Year** and was on pace to set career highs across the board in the lockout-shortened season.
- 2011-12**
 - Ranked **2nd** on the team in **ice time** per game (23:00) and ranked **3rd** in blocked shots (117).
- 2010-11**
 - Became the **second** defenseman in Penguins history to score **two unassisted goals in a game** on Dec. 4 at Columbus.
- 2009-10**
 - Ranked **2nd** on team with 22:30 minutes per game, and his **plus-10** rating was best among Devils' blueliners.
- 2008-09**
 - Among Devils' defensemen, was **1st in assists/points, 2nd in goals and T-2nd at plus-21**.
- 2007-08**
 - Represented the United States at **World Championships** and led all U.S. defensemen in points.
- 2004-05**
 - Was late addition to United States roster for **2004 World Cup of Hockey** after playing with Fribourg in Switzerland.
- 2005-04**
 - Became the **first Devils' rookie** ever to post a regular season **OT goal**.
 - Returned to his home state of Minnesota to participate in **2004 NHL YoungStars Game** at St. Paul.



THE PLAYERS





TIMO MEIER

28

RIGHT WING

SHOOTS: LEFT

HT: 6'0"

WT: 210

BORN: 10/8/96 in
Herisau, Switzerland



@MeierTimo

CAREER HIGHLIGHTS

**9TH OVERALL
DRAFT PICK**

Selected by San Jose in the 2015
NHL draft (1st round, 9th overall).

CAPTAIN

Was named captain of both Halifax
of the QMJHL and Switzerland at
the World Jr. Championships.

STANDOUT ROOKIE

Was selected to participate in the
2016 NHLPA Rookie Showcase.

TOP 10

Became just the second player
San Jose has selected in the
top-10 in the NHL Draft in over
10 years (Logan Couture, 9th
overall in 2007).



CAREER STATS

REGULAR SEASON								PLAYOFFS				
SEASON	CLUB	LEAGUE	GP	G	A	PTS	PIM	GP	G	A	PTS	PIM
2012-13	Rapperswil	Swiss Jr.	10	11	17	28	2	6	1	2	3	0
	Rapperswil	Swiss Jr.	33	13	17	30	56	-	3	5	8	2
	Switzerland	U-18	2	0	0	0	0	12	-	-	-	-
2013-14	Halifax	QMJHL	66	17	17	34	48	14	1	3	4	8
	Halifax	QMJHL	61	44	46	90	59	-	10	11	21	18
2014-15	Switzerland	U-20	6	2	4	6	2	-	-	-	-	-
	Halifax	QMJHL	23	11	25	36	22	18	-	-	-	-
	Rouyn-Noranda	QMJHL	29	23	28	51	24	-	11	12	23	30
2015-16	Switzerland	U-20	6	2	3	5	4	-	-	-	-	-
	Switzerland	U-20	6	2	3	5	4	-	-	-	-	-

2015-16

- Was named to the **Memorial Cup All-Star Team** after leading his team in goals (5) and points (8) in five tournament games as the Huskies finished as the runner up.
- Ranked **6th** in the league in playoff **points**, helping his team win the **QMJHL Championship**.
- Ranked **T-11th** in the league in points, despite playing in just 52 games.

2014-15

- Nearly **tripled** his totals in every major offensive category en route to being named to the QMJHL's **Second All-Star Team** while also being awarded the 2015 **Michael Bossy Trophy**, given to the QMJHL player judged to be the best professional prospect.
- Named a **Top-3 Player** on the Swiss team during the World Jr. Championships, and was named to the CHL **Top Prospects Game**.
- Strung together a **27-game point streak** from Nov. 22 to Feb. 26, compiling 51 points (28-23=51) during that span. The 27-game point streak also tied for the second-longest point streak in the CHL during the entire season.

2013-14

- Ranked within the **top-10** in every major offensive category during his rookie season with Halifax.

2012-13

- Ranked **T-3rd** in **assists**, **4th** in **points** and **5th** in **goals** on Rapperswil U-17, despite appearing in just 10 games with the club.
- Won a **bronze medal** with Switzerland at the European Youth Olympic Festival (EYOF).



MIRCO MUELLER

41

DEFENSE

SHOOTS: LEFT

HT: 6'3"

WT: 210

BORN: 3/21/95 in
Winterthur, Switzerland

@muellermirco

CAREER HIGHLIGHTS

FIRST

NHL GAME: 10/8/14 at LAK
 NHL ASSIST: 10/16/14 at NYI
 NHL GOAL: 10/30/14 at MIN
 (Darcy Kuemper)

MOST
IN A GAME

POINTS ① 4 Times Last: 3/26/15 at DET
 GOALS ① 1 Time Last: 10/30/14 at MIN
 ASSISTS ① 3 Times Last: 3/26/15 at DET

MOST
CONSECUTIVE GAMES

WITH A POINT ② 10/28/14 - 10/30/14
 PLAYED ① 6 10/25/14 - 11/26/14

+2

Best plus/minus
 11/22/14 vs ARI

2015
 2014
 2013

World Jr. Championship
 with Switzerland

18TH OVERALL
 DRAFT PICK

Selected by San Jose in the 2013 NHL
 Draft (1st round, 18th overall).



CAREER STATS

REGULAR SEASON								PLAYOFFS				
SEASON	CLUB	LEAGUE	GP	G	A	PTS	PIM	GP	G	A	PTS	PIM
2009-10	Winterthur U15	Swiss Amateur	17	9	25	34	38	-	-	-	-	-
	Winterthur U17	Swiss Amateur	12	0	4	4	0	-	-	-	-	-
2010-11	Kloten U17	Swiss Jr.	32	12	19	31	14	10	0	6	6	12
2011-12	Kloten U17	Swiss Jr.	4	1	3	4	0	-	-	-	-	-
	Kloten U20	Swiss Jr.	26	3	3	6	8	4	1	2	3	2
	Kloten	Swiss	7	1	0	1	0	-	-	-	-	-
2012-13	Everett	WHL	63	6	25	31	57	6	0	1	1	6
	Switzerland	U-18	5	1	2	3	2	-	-	-	-	-
	Switzerland	U-20	6	0	2	2	6	-	-	-	-	-
2013-14	Everett	WHL	60	5	22	27	31	5	1	1	2	4
	Worcester	AHL	9	0	2	2	2	-	-	-	-	-
	Switzerland	U-20	5	1	1	2	14	-	-	-	-	-
2014-15	San Jose	NHL	39	1	3	4	10	-	-	-	-	-
	Worcester	AHL	3	1	0	1	4	-	-	-	-	-
2015-16	San Jose	AHL	50	1	10	11	35	4	0	0	0	4
	San Jose	NHL	11	0	0	0	7	-	-	-	-	-
NHL/Sharks Totals			50	1	3	4	17	-	-	-	-	-

- 2015-16** • **Set professional career highs** in games played, goals (tied), assists, points, penalty minutes and plus/minus (+7) with San Jose.
- 2014-15** • Represented **Team Switzerland** at the World Junior Hockey Championships as one of the team's **alternate captains**.
• Scored his **first career NHL goal** on Oct. 30 at Minnesota, for his first career point streak (2 games).
- 2013-14** • **Led all Swiss defensemen** in points at the World Jr. Championships.
- 2012-13** • Ranked **2nd** in points amongst all WHL rookie blueliners.
• Named Everett's **Rookie of the Year** and participated in the CHL **Top Prospects Game**.
• Was an **alternate captain** and named one of Switzerland's **Top Three Players** in the U-18 World Jr. Championships.
- 2011-12** • Was the **youngest player** on Kloten's U-20 roster.



MATT NIETO

83

LEFT WING

SHOOTS: LEFT

HT: 5'11"

WT: 190

BORN: 11/5/92 in Long Beach, California



CAREER HIGHLIGHTS

FIRST

NHL GAME: 10/3/13 vs VAN
NHL ASSIST: 10/8/13 vs NYR
NHL GOAL: 10/8/13 vs NYR
(Henrik Lundqvist)

MOST
IN A GAME

POINTS **3** 2 Times Last: 3/3/15 at VAN
GOALS **2** 2 Times Last: 3/3/15 at VAN
ASSISTS **2** 2 Times Last: 2/11/15 vs WSH

MOST
CONSECUTIVE GAMES

WITH A POINT **4** 3/8/14 - 3/14/14
WITH A GOAL **2** 3 Times, Last: 11/29/14 - 12/2/14
PLAYED **66** 12/30/14 - 11/21/15

+2

Best plus/minus, 9 Times
Last: 2/16/16 at TBL

200TH NHL GAME
3/7/16 at CGY

2013-14

Sharks Co-Rookie
of the Year

**47TH OVERALL
DRAFT PICK**

Selected by San Jose in the 2011 NHL
Entry Draft (2nd round, 47th overall).



CAREER STATS

REGULAR SEASON								PLAYOFFS				
SEASON	CLUB	LEAGUE	GP	G	A	PTS	PIM	GP	G	A	PTS	PIM
2008-09	U.S. Nat. Under-18	USND/NAHL	51	17	32	49	28	-	-	-	-	-
	USA	U-18	7	4	0	4	12	-	-	-	-	-
2009-10	U.S. Nat. Dev.	USND/USHL	24	15	14	29	19	-	-	-	-	-
	USA	U-18	7	1	3	4	4	-	-	-	-	-
2010-11	Boston University	HE	39	10	13	23	16	-	-	-	-	-
2011-12	Boston University	HE	37	16	26	42	26	-	-	-	-	-
2012-13	Worcester	AHL	11	2	4	6	0	-	-	-	-	-
	Boston University	HE	39	18	19	37	24	-	-	-	-	-
2013-14	San Jose	NHL	66	10	14	24	16	7	2	3	5	0
	Worcester	AHL	11	2	4	6	0	-	-	-	-	-
2014-15	San Jose	NHL	72	10	17	27	20	-	-	-	-	-
2015-16	San Jose	NHL	67	8	9	17	10	16	1	2	3	8
	NHL/SHARKS TOTALS		205	28	40	68	46	23	3	5	8	8

CA BORN & RAISED

Was the first California-born player selected by San Jose in the NHL Draft.

JR. KINGS

Played his youth hockey in Los Angeles for the Jr. Kings.

- 2015-16**
 - Scored his **first two career shorthanded goals** during the regular season.
 - Ranked **5th** amongst Sharks forwards in average **shorthanded time on ice** (1:12).
- 2014-15**
 - Set career highs** in games played, goals (tied), assists, points and shots on goal (135).
- 2013-14**
 - Ranked **4th** amongst Sharks forwards in blocked shots (45) en route to being named the Sharks **Co-Rookie of the Year** (Tomas Hertl).
 - Ranked **T-3rd** on the team in playoff points.
- 2012-13**
 - Led** Boston University in **goals** and ranked **2nd** (behind fellow Sharks draft pick Danny O'Regan) in **points** as the Terriers reached the Hockey East Championship.
 - Finished **2nd** in Hockey East in conference goals scored (15).
- 2011-12**
 - Named an **Honorable Mention All-Star** by Hockey East and a co-recipient of the **Friends Albert Sidd Unsung Hero Award**.
- 2010-11**
 - Finished **4th** amongst Hockey East freshmen in **goals** and was the **second-youngest** player on Boston University.
- 2009-10**
 - Won his **second U-18 World Jr. Championship** with the United States, and led his National Development team in goals and points.
- 2008-09**
 - Helped Team USA win the **U-18 World Jr. Championship** and led his team in NAHL play in points.



JOE PAVELSKI

8

CENTER

SHOOTS: RIGHT

HT: 5'11"

WT: 190

BORN: 7/11/84 in
Plover, Wisconsin

@jpav8

CAREER HIGHLIGHTS

FIRST

NHL GAME: 11/22/06 vs LAK

NHL ASSIST: 12/9/06 vs NSH

NHL GOAL: 11/22/06 vs LAK
(Mathieu Garon)MOST
IN A GAME

POINTS 4 6 Times Last: 3/25/14 at EDM

GOALS 3 4 Times Last: 2/13/15 at ARI

ASSISTS 4 1 Time Last: 3/15/11 at DAL

MOST
CONSECUTIVE GAMES

WITH A POINT 10 3/14/11 - 4/4/11

WITH A GOAL 5 Last: 10/24/15 - 11/3/15

WITH AN ASSIST 5 2 Times, Last: 2/26/15 - 3/7/15
PLAYED 414* 1/13/11 - 4/9/16 *still intact

+4

Best plus/minus, 3 times

Last: 1/9/16 vs TOR

500TH—NHL POINT
11/14/15 at BUF700TH NHL GAME
2/19/16 at CAR200TH NHL GOAL
11/22/14 vs ARI200TH NHL ASSIST
11/14/13 at VAN



CAREER STATS

REGULAR SEASON								PLAYOFFS			
SEASON	CLUB	LEAGUE	GP	G	A	PTS	PIM	GP	G	A	PTS
2002-03	Waterloo	USHL	60	36	33	69	32	7	5	7	12
2003-04	Waterloo	USHL	54	21	31	52	58	12	6	6	12
	United States	Viking Cup 6	4	4	8	N/A	-	-	-	-	-
2004-05	Wisconsin	WCHA	40	16	29	45	24	1	0	0	0
2005-06	Wisconsin	WCHA	43	23	33	56	34	-	-	-	-
2006-07	San Jose	NHL	46	14	14	28	18	6	1	0	1
	Worcester	AHL	16	8	18	26	8	-	-	-	-
2007-08	San Jose	NHL	82	19	21	40	28	13	5	4	9
2008-09	San Jose	NHL	80	25	34	59	46	6	0	1	1
	United States	WC	5	1	1	2	0	-	-	-	-
2009-10	San Jose	NHL	67	25	26	51	26	15	9	8	17
	United States	Olympics	6	0	3	3	4	-	-	-	-
2010-11	San Jose	NHL	74	20	46	66	24	18	5	5	10
2011-12	San Jose	NHL	82	31	30	61	31	5	0	0	0
2012-13	San Jose	NHL	48	16	15	31	10	11	4	8	12
	Dinamo	KHL	17	7	8	15	10	-	-	-	-
2013-14	San Jose	NHL	82	41	38	79	32	7	2	4	6
	USA	Olympics	6	1	4	5	0	-	-	-	-
2014-15	San Jose	NHL	82	37	33	70	29	-	-	-	-
2015-16	San Jose	NHL	82	38	40	78	30	24	14	9	23
	NHL/SHARKS TOTALS		725	266	297	563	274	105	40	39	79

CAPTAIN AMERICA

Was named the 9th full-time captain in team history in 2015, becoming the first American-born captain in franchise history.

205TH OVERALL DRAFT PICK

Selected by San Jose in the 2003 NHL Entry Draft (7th round, 205th overall).

TOP SCORER

Only Alex Ovechkin has scored more goals in the past three seasons than Pavelski (116 goals since 2013-14).

GAMER

Was the runner up to Vladimir Tarasenko in the cover vote for EA Sports NHL 17 video game.

30 & 30

Is the only player in the NHL to have posted four 30-goal, 30-assist seasons since 2011-12.

ESPY FINALIST

Was named as a finalist for "Best NHL Player" at the 2016 ESPY Awards.



JOE PAVELSKI



2016
All-Star Team



2014
2010
Olympics with
Team USA
(2010 Silver Medal)



2014-15
2013-14
"Sharks Player
of the Year"

2016
World Cup
with USA

2009
World Championships
with USA

2006
2005
Sharks Player of
the Month
Dec. 2015
Dec. 2014
Jan. 2014
Dec. 2013
Oct. 2011
Feb. 2009

2011
NHL Player of
the Week
(Mar. '11 - 1st Star)

2014
NHL Player of
the Month
(Jan. '14 - 3rd Star)

2015-16
2011-12
"Three Stars of the
Game" Award

2014-15
2013-14
Sharks Fan
Favorite Award



- 2015-16**
 - Was named to the **2016 NHL All-Star Game** for the first time in his career.
 - **Led the NHL in playoff goals (14), game-winning goals (4) and power-play goals (5, tied)** setting a Sharks single-season playoff record in each (tied for PPG).
 - **Led the NHL with 11 game-winning goals** during the regular season.
 - **Led** San Jose in goals and power-play goals (12), and **ranked 2nd in points** during the regular season.
- 2014-15**
 - **Ranked T-5th** in the NHL in goals and 2nd in power-play goals (19).
 - Surpassed Owen Nolan for **second-most goals** all-time in franchise history.
- 2013-14**
 - Ranked **3rd** in the league **in goals** and set a career high in goals and assists.
 - Named to the NHL Second **All-Star Team** and finished in the **top-10** in both Hart and Selke Trophy voting
- 2012-13**
 - Played for **Dinamo Minsk** of the KHL during the work stoppage.
- 2011-12**
 - Became the **first American-born** Sharks player to reach the **30-goal** plateau in a season.
- 2010-11**
 - Posted a career-high **10-game point streak** (19 points) from March 14-April 4.
- 2009-10**
 - Became the first player since Mario Lemieux in 1992 to record **three-consecutive two-goal games** in the playoffs.
 - Won a **silver medal** with the United States at the Winter Olympics in Vancouver.
- 2006-07**
 - Earned his **first NHL recall** on Nov. 22 and scored his first career goal in his debut that night vs. Los Angeles.
- 2005-06**
 - Helped Wisconsin win the **NCAA Championship**, and was named a **second-team All-American**.
- 2004-05**
 - **Tied for the lead in points** amongst NCAA freshmen and was named as a **rookie team All-American**.
- 2003-04**
 - Was named the USA Hockey **Junior Player of the Year** and helped Waterloo win its first **Clark Cup Championship**.
- 2002-03**
 - Was named the USHL **Rookie of the Year**, named to the USHL All-Rookie Team and a First Team All-USHL selection.



DAVID SCHLEMKO

5

DEFENSE



SHOOTS: LEFT

HT: 6'1"

WT: 190

BORN: 5/7/87 in
Edmonton, Alberta

CAREER HIGHLIGHTS

FIRST

NHL GAME: 2/3/09 at NSH
 NHL ASSIST: 2/7/09 vs CAR
 NHL GOAL: 11/14/09 vs DAL (Marty Turco)

MOST
IN A GAME

POINTS 2 7 Times Last: 3/3/16 at NSH
 GOALS 1 15 Times Last: 2/4/16 at TOR
 ASSISTS 2 5 Times Last: 3/3/16 at NSH

MOST
CONSECUTIVE GAMES

WITH A POINT 3 10/27/11 - 11/2/11
 WITH A GOAL 2 2 Times, Last: 2/2/16 - 2/4/16
 WITH AN ASSIST 2 4 Times, Last: 2/14/16 - 2/16/16
 PLAYED 41 10/10/11 - 1/7/12

+3

Best plus/minus, 5 Times
 Last: 3/17/16 vs MIN

200TH NHL GAME
 12/1/14 at EDM

SIGNED

Signed by Phoenix as a free agent, July 19, 2007. Claimed off of waivers by Dallas from Arizona, Jan. 3, 2015. Claimed off of waivers by Calgary from Dallas, March 1, 2015. Signed as a free agent by New Jersey, Sept. 10, 2015. Signed by San Jose as a free agent, July 1, 2016.



CAREER STATS

REGULAR SEASON								PLAYOFFS				
SEASON	CLUB	LEAGUE	GP	G	A	PTS	PIM	GP	G	A	PTS	PIM
2004-05	Medicine Hat	WHL	65	5	24	29	23	13	0	3	3	10
2005-06	Medicine Hat	WHL	69	9	35	44	44	13	2	5	7	15
2006-07	Medicine Hat	WHL	64	8	50	58	78	23	3	13	16	12
2007-08	San Antonio	AHL	1	0	0	0	4	-	-	-	-	-
	Arizona	CHL	58	10	29	39	24	14	3	5	8	6
2008-09	San Antonio	AHL	68	7	22	29	20	-	-	-	-	-
	Phoenix	NHL	3	0	1	1	0	-	-	-	-	-
2009-10	San Antonio	AHL	55	5	26	31	30	-	-	-	-	-
	Phoenix	NHL	17	1	4	5	8	-	-	-	-	-
2010-11	Phoenix	NHL	43	4	10	14	24	4	1	0	1	4
	San Antonio	AHL	3	0	0	0	2	-	-	-	-	-
2011-12	Phoenix	NHL	46	1	10	11	10	5	0	0	0	0
2012-13	Arizona	CHL	14	3	7	10	4	-	-	-	-	-
	Phoenix	NHL	30	1	5	6	12	-	-	-	-	-
2013-14	Phoenix	NHL	48	1	8	9	18	-	-	-	-	-
2014-15	Arizona	NHL	20	1	3	4	4	-	-	-	-	-
	Portland	AHL	2	1	3	4	0	-	-	-	-	-
	Dallas	NHL	5	0	0	0	0	-	-	-	-	-
	Calgary	NHL	19	0	0	0	8	11	0	1	1	2
2015-16	New Jersey	NHL	67	6	13	19	16	-	-	-	-	-
NHL TOTALS			298	15	54	69	100	20	1	1	2	6

2015-16

- **Posted career-highs** in goals, assists, points, power-play points (12), game-winning goals (3) and shots on goal (104) in a career-best 67 games played.
- He **led** all Devils **blueliners in goals**, ranked **T-2nd** in **points** and ranked **3rd** on the team in **blocked shots** (88) and **T-3rd** in **power-play points**.

2014-15

- Was **one of eight** NHL players to see action with **three different teams** (Arizona, Dallas, Calgary).

2013-14

- Scored the **game-deciding goal** in his first career shootout attempt on April 20, 2013 at Chicago.

2012-13

- Spent the **entire season in the NHL** for the first time in his pro career.

2011-12

- Made **Stanley Cup Playoff debut** in Game 1 of the Western Conference Quarterfinals vs. Detroit, and scored his lone playoff goal in Game 3.

2011-12

- Made his **NHL debut** on Feb. 3, 2009 at Nashville.

2011-12

- Helped the Arizona Sun Dogs win the CHL **Presidents' Cup Championship**.

2011-12

- **Signed** as an undrafted free agent with Phoenix on July 19, 2007.

2011-12

- Helped the Medicine Hat Tigers win the 2006-07 **WHL Championship** while posting the **most assists** by a league defenseman that same season (50 in 64 games).



JOE THORNTON

19
CENTER**SHOOTS:** LEFT**HT:** 6'4"**WT:** 220**BORN:** 7/2/79 in
London, Ontario

CAREER HIGHLIGHTS

FIRSTNHL GAME: 10/8/97 at PHX
NHL ASSIST: 1/25/98 at WSH
NHL GOAL: 12/3/97 at PHI (Garth Snow)**MOST**
IN A GAMEPOINTS **5** 2 Times Last: 10/27/10 vs NJD
GOALS **3** 4 Times Last: 10/27/10 vs NJD
ASSISTS **5** 1 Time Last: 12/28/01 at FLA**MOST**
CONSECUTIVE GAMESWITH A POINT **14** 11/19/05 - 12/20/05
WITH A GOAL **5** 2 Times, Last: 2/8/06 - 3/3/06
WITH AN ASSIST **10** 11/26/05 - 12/20/05
PLAYED **398** 10/20/05 - 3/27/10**+4**Best plus/minus, 9 times
Last: 1/9/16 at TOR**300TH NHL GOAL**
2/22/11 at DET**900TH NHL ASSIST**
3/19/15 at TOR**1,300TH**
—NHL POINT
1/26/16 vs COL



CAREER STATS

REGULAR SEASON								PLAYOFFS				
SEASON	CLUB	LEAGUE	GP	G	A	PTS	PIM	GP	G	A	PTS	PIM
1995-96	Sault Ste. Marie	OHL	66	30	46	76	51	4	1	1	2	11
	Canada	U-18	5	5	6	11	16	-	-	-	-	-
1996-97	Sault Ste. Marie	OHL	59	41	81	122	123	11	11	8	19	24
	Canada	U-20	7	2	2	4	0	-	-	-	-	-
1997-98	Boston	NHL	55	3	4	7	19	6	0	0	0	9
1998-99	Boston	NHL	81	16	25	41	69	11	3	6	9	4
1999-00	Boston	NHL	81	23	37	60	82	-	-	-	-	-
2000-01	Boston	NHL	72	37	34	71	107	-	-	-	-	-
	Canada	WC	6	1	1	2	6	-	-	-	-	-
2001-02	Boston	NHL	66	22	46	68	127	6	2	4	6	10
2002-03	Boston	NHL	77	36	65	101	109	5	1	2	3	4
2003-04	Boston	NHL	77	23	50	73	98	7	0	0	0	14
2004-05	Davos	Switz.	40	10	44	54	80	14	4	20	24	29
	Canada	W. Cup	6	1	5	6	0	-	-	-	-	-
	Canada	WC	9	6	10	16	4	-	-	-	-	-
2005-06	San Jose	NHL	58	20	72	92	55	11	2	7	9	12
	Boston	NHL	23	9	24	33	6	-	-	-	-	-
	Canada	Olympics	6	1	2	3	0	-	-	-	-	-
2006-07	San Jose	NHL	82	22	92	114	44	11	1	10	11	10
2007-08	San Jose	NHL	82	29	67	96	59	13	2	8	10	2
2008-09	San Jose	NHL	82	25	61	86	56	6	1	4	5	5
2009-10	San Jose	NHL	79	20	69	89	54	15	3	9	12	18
	Canada	Olympics	7	1	1	2	0	-	-	-	-	-
2010-11	San Jose	NHL	80	21	49	70	47	18	3	14	17	16
2011-12	San Jose	NHL	82	18	59	77	31	5	2	3	5	2
2012-13	San Jose	NHL	48	7	33	40	26	11	2	8	10	2
	Davos	Switz.	33	12	24	36	43	-	-	-	-	-
2013-14	San Jose	NHL	82	11	65	76	32	7	2	1	3	8
2014-15	San Jose	NHL	78	16	49	65	30	-	-	-	-	-
2015-16	San Jose	NHL	82	19	63	82	54	24	3	18	21	10
SHARKS TOTALS			835	208	679	887	488	121	21	82	103	85
NHL TOTALS			1367	377	964	1341	1105	156	27	94	121	126

1,000TH NHL POINT
4/8/11 at PHX

1,000TH NHL GAME
10/21/11 at NJD

1,300TH NHL GAME
11/10/15 vs NYI

1ST OVERALL DRAFT PICK

Selected in the first round (1st overall) by Boston in the 1997 NHL Entry Draft. Acquired by San Jose from Boston in exchange for Wayne Primeau, Brad Stuart and Marco Sturm on Nov. 30, 2005.

33RD TO REACH 1,300 POINTS

Became just the 33rd player in NHL history to reach the 1,300 point plateau, and joined Jaromir Jagr as the only two active players to reach the mark.

60+ AT 36+

Only the 7th player in NHL history who was age 36+ at the start of a season to record 60+ assists.

T-13TH & 28TH

Enters the season ranked T-13th all-time in NHL history in assists and 28th in points.



JOE THORNTON



2006

Art Ross Trophy

2006

Hart Memorial Trophy



2006

First Team NHL All-Star

2016
2008
2003

Second Team
NHL All-Star

2009
2008
2007
2004
2003
2002

All-Star Teams



2010
2006

Olympics with
Team Canada
(Gold in 2010)

2005
2001

World Championships
with Canada
(Silver in 2005)

2016
2004

World Cup
with Canada
(Gold in 2004)

1997

World Jr.
Championship
with Canada (Gold)



2015-16
2006-07
2005-06

"Sharks Player
of the Year"

2014
2008
2007

"Three Stars of
the Year" Award

2009
2007

NHL Player of
the Month
(Nov. '09 - 2nd Star)
(Mar. '07 - 2nd Star)

NHL PLAYER OF THE WEEK (with Sharks)

Oct. 25-Oct. 31, 2010 (2nd Star), Nov. 16-22, 2009 (1st Star) March 24-30, 2008 (1st Star), March 3-9, 2008 (3rd Star), March 12-18, 2007 (1st Star), Jan. 2-8, 2007 (3rd Star), April 10-16, 2006 and Dec. 5-Dec. 11, 2005

"SHARKS PLAYER OF THE MONTH"

Jan. 2016, Feb. 2015, Nov. 2013, March 2012, Feb. 2012, Nov. 2009, Dec. 2008, Nov. 2009, Feb. 2007, Dec. 2006, April 2006, Dec. 2005



- 2015-16**
- **Led the Sharks in points and assists**, finishing T-4th in the NHL in points and 2nd in helpers.
 - Was named to the **NHL Second All-Star Team** for the third time in his career and finished among the vote leaders in several NHL award categories, including: Hart Trophy (5th), Selke Trophy (5th), Lady Byng (20th).
 - Finished **5th** in the NHL in playoff scoring (21 points) and **2nd** in assists (18).
 - Voted the **"Sharks Player of the Year"** and named to **Team Canada** for the World Cup.
- 2014-15**
- Registered his **900th career assist** on March 19 at Toronto.
- 2013-14**
- Ranked **2nd** in the NHL in **assists**.
- 2011-12**
- Became the **266th** player in NHL history to play in **1,000 career games**.
- 2010-11**
- Posted his **1,000th career point** on April 8 at Phoenix.
- 2009-10**
- Posted his **7th consecutive season of 20+ goals and 50+ assists**, the longest streak for any NHL player since Steve Yzerman and Doug Gilmour had eight season streaks from 1986-1994.
 - Helped Team Canada win a **gold medal** at the 2010 Winter Olympics in Vancouver.
- 2007-08**
- Became the **fourth** player in NHL history to lead the NHL in assists in three straight seasons, tying Wayne Gretzky, Bobby Orr and Stan Mikita.
- 2006-07**
- Became the **third** player in NHL history to have back-to-back 90-assist seasons, joining only Wayne Gretzky and Mario Lemieux.
 - **Led** all Western Conference players **in votes** for the 2007 All-Star Game.
- 2005-06**
- Became the first Sharks player to win the **Hart Trophy** (MVP) and **Art Ross Trophy** (NHL scoring title).
 - Set an NHL record for **most points in a single season** by a player who played for **two different teams** that season.
 - Became the **11th** player in NHL history to record 90 assists in a season, and the only to do so with two teams.
- 2004-05**
- **Played for Davos in Switzerland** during the work stoppage and helped the team with the league championship.
 - Named the **MVP** for Team Canada at the 2005 World Championships.
- 2003-04**
- Helped Canada win the **gold medal** at the 2004 World Cup
- 2002-03**
- Named the **17th captain** in Bruins history.
 - Became just the **third** Bruins player to record 100 points and 100 penalty minutes (Bobby Orr/Ken Hodge).
- 2000-01**
- Posted a career-high **37 goals**.
- 1999-00**
- **Led the Bruins in goals, assists, points and penalty minutes**, becoming just the second player in team history to accomplish that feat (Jimmy Herberts, 1924-25).
- 1996-97**
- Was the **youngest member** of Team Canada's 1997 gold medal-winning World Jr. squad.
- 1995-96**
- Named the **top rookie** in Canadian major junior hockey.

CHRIS **TIERNEY****50**
CENTER**SHOOTS:** LEFT**HT:** 6'1"**WT:** 195**BORN:** 7/1/94 in
Keswick, Ontario

@tierney71

CAREER HIGHLIGHTS

FIRSTNHL GAME: 10/8/15 at LAK
NHL ASSIST: 10/8/15 at LAK
NHL GOAL: 2/5/15 at VAN (Ryan Miller)**MOST**
IN A GAMEPOINTS **2** 7 Times Last: 2/29/16 vs MTL
GOALS **1** 13 Times Last: 2/13/15 vs ARI
ASSISTS **2** 2 Times Last: 2/29/16 vs MTL**MOST**
CONSECUTIVE GAMESWITH A POINT **5** 4/1/15 - 4/9/15
WITH A GOAL **2** 3/23/15 - 3/26/15
WITH AN ASSIST **4** 4/3/15 - 4/9/15
PLAYED **43** 3/2/15 - 12/1/15**+2**Best plus/minus, 7 Times
Last: 2/29/16 vs MTL**100TH NHL GAME**
2/24/16 at COL**55TH OVERALL**
DRAFT PICKSelected by San Jose in the 2012 NHL
Draft (2nd round, 55th overall).



CAREER STATS

REGULAR SEASON								PLAYOFFS				
SEASON	CLUB	LEAGUE	GP	G	A	PTS	PIM	GP	G	A	PTS	PIM
2010-11	London	OHL	47	3	8	11	12	4	0	1	1	0
2011-12	London	OHL	65	11	23	34	20	19	5	2	7	4
2012-13	London	OHL	68	18	39	57	12	21	6	15	21	6
2013-14	London	OHL	67	40	49	89	12	9	6	11	17	0
2014-15	San Jose	NHL	43	6	15	21	6	-	-	-	-	-
	Worcester	AHL	29	8	21	29	10	4	1	2	3	0
2015-16	San Jose	NHL	79	7	13	20	20	24	5	4	9	6
	San Jose	AHL	2	1	2	3	0	-	-	-	-	-
NHL/SHARKS TOTALS			122	13	28	41	26	24	5	4	9	6

- 2015-16**
 - **Set career highs** in games played, goals and shots on goal (96).
 - **Led** all Sharks forwards in **shorthanded time on ice** (119:56).
- 2014-15**
 - **Led** Sharks rookies in **assists** and ranked **2nd** in **points**.
 - Ranked **6th** amongst NHL rookies in **points** after the trading deadline (March 2), and was tied for the team lead in points (14).
- 2013-14**
 - Voted the OHL Western Conference's **Smartest Player in the OHL Coaches Poll**.
 - **Led** London in **goals** and ranked **2nd** in **points** as the Knights' captain.
 - **Led** London in **playoff scoring**.
- 2012-13**
 - Posted **21 points in 21 games** as London won the **OHL Championship** for a second-consecutive season.
- 2011-12**
 - Nearly **tripled** each of his **major offensive categories** while helping London win the OHL Championship.



MARC-EDOUARD VLASIC

44
DEFENSE

SHOOTS: LEFT

HT: 6'1"

WT: 205

BORN: 3/30/87 in
Montreal, Quebec

@Vlasic44

CAREER HIGHLIGHTS

FIRST

NHL GAME: 10/5/06 vs STL

NHL ASSIST: 10/23/06 at CBJ

NHL GOAL: 11/22/06 vs LAK (Dan Cloutier)

MOST
IN A GAME

POINTS 4 1 Time

Last: 11/17/11 vs DET

GOALS 2 1 Time

Last: 1/16/16 vs DAL

ASSISTS 3 3 Times

Last: 11/20/11 at COL

MOST
CONSECUTIVE GAMES

WITH A POINT 8 1/26/16 - 2/16/16

WITH A GOAL 2 3 Times, Last: 1/14/16 - 1/16/16

WITH AN ASSIST 8 1/26/16 - 2/16/16

PLAYED 253 1/15/07 - 1/28/10

+5

Best plus/minus, 2 times

Last: 3/11/14 vs TOR

700TH NHL GAME
12/20/15 at CHI100TH NHL ASSIST
11/20/11 at COL200TH NHL POINT
12/20/15 at CHI



CAREER STATS

REGULAR SEASON								PLAYOFFS				
SEASON	CLUB	LEAGUE	GP	G	A	PTS	PIM	GP	G	A	PTS	PIM
2003-04	Quebec	QMJHL	41	1	9	10	4	5	0	1	1	0
2004-05	Quebec	QMJHL	70	5	25	30	33	13	2	7	9	2
2005-06	Quebec	QMJHL	66	16	57	73	57	23	5	24	29	10
2006-07	San Jose	NHL	81	3	23	26	18	11	0	1	1	2
2007-08	San Jose	NHL	82	2	12	14	24	13	0	1	1	0
	Worcester	AHL	1	0	2	2	0	-	-	-	-	-
2008-09	San Jose	NHL	82	6	30	36	42	6	0	1	1	0
	Canada	WC	5	0	0	0	2	-	-	-	-	-
2009-10	San Jose	NHL	64	3	13	16	33	15	0	3	3	4
2010-11	San Jose	NHL	80	4	14	18	18	18	0	3	3	4
2011-12	San Jose	NHL	82	4	19	23	40	5	0	0	0	2
2012-13	San Jose	NHL	48	3	4	7	29	11	1	1	2	6
2013-14	San Jose	NHL	81	5	19	24	38	5	1	2	3	0
	Canada	Olympics	6	0	0	0	0	-	-	-	-	-
2014-15	San Jose	NHL	70	9	14	23	23	-	-	-	-	-
2015-16	San Jose	NHL	67	8	31	39	48	24	1	11	12	12
NHL/SHARKS TOTALS			737	47	179	226	313	108	3	23	26	30

35TH OVERALL DRAFT PICK

Selected by San Jose in the 2005 NHL Entry Draft (2nd round, 35th overall).

+ PLAYER

Has been a plus player in 9 of his 10 seasons, and each of the last eight years.

D-MAN GAME LEADER

Is the Sharks franchise leader in games played by a defenseman, passing Mike Rathje in 2015-16.

+14 & T-4TH

Led all skaters in plus/minus during the playoffs (+14) and T-4th in scoring amongst blueliners.



2006-07

NHL All-Rookie Team



2014

Olympics with Team Canada (Gold Medal)



2006-07

Sharks "Rookie of the Year"



2016

World Cup with Canada



2011

NHL Player of the Week (Nov. '11 - 2nd Star)



2012
2009

World Championships with Canada (Silver in 2009)



2014
2013
2011

Sharks "Player of the Month" Nov. 2014 Oct. 2013 Oct. 2011



MARC-EDOUARD VLASIC

2015-16

- Set a Sharks franchise record for **longest point streak by a defenseman** (8 games, tied w/Burns).
- Set a **career high in points** and ranked **2nd** on the team in average **time on ice** per game (23:07).

2014-15

- Set a **career high in goals** scored and led all Sharks skaters with a **plus-12** rating.
- Had his **number retired by his junior club**, the Quebec Remparts (QMJHL).
- Became the **third defenseman** in franchise history to score **back-to-back game-winning goals** with his tallies on Jan. 6 at Minnesota and Jan. 5 at Winnipeg.

2013-14

- Ranked **T-9th** in the NHL in plus/minus (+31) while finishing **12th in voting** for the Norris Trophy and the NHL Postseason All-Star Team.
- Finished **20th** in voting for the **Lady Byng Trophy**.
- Helped Canada win the **gold medal** at the 2014 Winter Olympics.

2012-13

- Became the **second player** from the 2005 NHL Draft to play in **500 career games** (Anze Kopitar).

2011-12

- Led the team and ranked **12th** in the league in **blocked shots** (171).

2009-10

- Recorded his **first career fighting major** on Nov. 20 against Daniel Briere of Philadelphia.

2006-07

- Named to the NHL **All-Rookie Team** with Matt Carle, becoming just the second pair of defensive teammates to be named to the squad in the same season (Nicklas Lidstrom and Vladimir Konstantinov in 1991).
- Was the **youngest defenseman** to play in the NHL in 2006-07.
- Became the **youngest defenseman** to make the Sharks roster out of training camp **since Brad Stuart** in 1999.

2005-06

- Helped Quebec win the **Memorial Cup**, leading all QMJHL defensemen in points during the playoffs.



THE PLAYERS



JOEL **WARD****42****RIGHT WING****SHOOTS:** RIGHT**HT:** 6'1"**WT:** 225**BORN:** 12/2/80 in
Toronto, Ontario

@JRandallWard42

CAREER HIGHLIGHTS

FIRST

NHL GAME: 12/16/06 at VAN
 NHL ASSIST: 12/26/06 at TOR
 NHL GOAL: 10/10/11 at STL (Manny Legace)

MOST
IN A GAME

POINTS **3** 5 Times Last: 10/24/15 vs CAR
 GOALS **3** 2 Times Last: 10/24/15 vs CAR
 ASSISTS **2** 16 Times Last: 11/22/15 at CBJ

MOST
CONSECUTIVE GAMES

WITH A POINT **5** 11/21/15 - 12/1/15
 WITH A GOAL **4** 3/14/14 - 3/20/14
 WITH AN ASSIST **3** 4 Times, Last: 11/21/15 - 11/25/15
 PLAYED **196** 10/1/13 - 12/18/15



Best plus/minus, 4 times
 Last: 3/2/14 vs PHI

SIGNED

Signed with Minnesota as a free agent on Sept. 27, 2006.
 Signed with Nashville as a free agent on July 14, 2008.
 Signed with Washington as a free agent on July 1, 2011.
 Signed with San Jose as a free agent on July 3, 2015.



CAREER STATS

REGULAR SEASON								PLAYOFFS				
SEASON	CLUB	LEAGUE	GP	G	A	PTS	PIM	GP	G	A	PTS	PIM
1997-98	Owen Sound	OHL	47	8	4	12	14	11	1	1	2	5
1998-99	Owen Sound	OHL	58	19	16	35	23	16	2	4	6	0
1999-00	Owen Sound	OHL	63	23	20	43	51	-	-	-	-	-
2000-01	Owen Sound	OHL	67	26	36	62	45	5	2	4	6	4
	Long Beach	WCHL	-	-	-	-	-	8	0	0	0	0
2001-02	U. of Prince Edward Island	CIS	22	13	14	27	16	-	-	-	-	-
2002-03	U. of Prince Edward Island	CIS	19	11	15	26	24	-	-	-	-	-
2003-04	U. of Prince Edward Island	CIS	27	14	24	38	42	-	-	-	-	-
2004-05	U. of Prince Edward Island	CIS	28	16	28	44	42	-	-	-	-	-
2005-06	Houston	AHL	66	8	14	22	34	8	4	2	6	4
2006-07	Houston	AHL	64	9	14	23	45	-	-	-	-	-
	Minnesota	NHL	11	0	1	1	0	-	-	-	-	-
2007-08	Houston	AHL	79	21	20	41	47	4	0	2	2	0
2008-09	Nashville	NHL	79	17	18	35	29	-	-	-	-	-
2009-10	Nashville	NHL	71	13	21	34	18	6	2	2	4	2
2010-11	Nashville	NHL	80	10	19	29	42	12	7	6	13	6
2011-12	Washington	NHL	73	6	12	18	20	14	1	4	5	6
2012-13	Washington	NHL	39	8	12	20	12	7	1	3	4	6
2013-14	Washington	NHL	82	24	25	49	32	-	-	-	-	-
	Canada	WC	8	6	3	9	4	-	-	-	-	-
2014-15	Washington	NHL	82	19	15	34	30	14	3	6	9	2
2015-16	San Jose	NHL	79	21	22	43	28	24	7	6	13	16
	SHARKS TOTALS		79	21	22	43	28	24	7	6	13	16
	NHL TOTALS		596	118	145	263	211	77	21	27	48	38

500TH NHL GAME
3/3/14 at CBJ

100TH NHL GOAL
10/24/15 vs CAR

200TH NHL POINT
12/6/14 at NJD

100TH NHL ASSIST
3/1/14 at BOS



2014
World Championships
with Canada



2015
"Sharks Player
of the Month"
Oct. 2015

**#22 IN THE
RAFTERS**

His former college, the University of Prince Edward Island, retired his jersey number in the summer of 2016.

Has a sociology
degree from U.P.E.I.



PLAYOFF PLAYER

His career playoff points-per-game is higher (0.62) than his career regular season mark (0.44).

HOBBY WRITER

Wrote an article featured on the website The Players' Tribune.



TOMMY WINGELS

57

RIGHT WING

SHOOTS: RIGHT

HT: 6'0"

WT: 200

BORN: 4/12/88 in
Evanston, Illinois

@tommywingels57

CAREER HIGHLIGHTS

FIRST

NHL GAME: 10/8/10 at CBJ
 NHL ASSIST: 10/8/11 vs PHX
 NHL GOAL: 1/15/12 at CHI (Corey Crawford)

MOST
IN A GAME

POINTS ④ 1 Time 11/29/14 vs ANA
 GOALS ② 4 Times Last: 12/4/14 vs BOS
 ASSISTS ③ 1 Time 11/29/14 vs ANA

MOST
CONSECUTIVE GAMES

WITH A POINT ⑥ 10/27/13 - 11/10/13
 WITH AN ASSIST ③ 2 Times, Last: 3/23/15 - 3/28/15
 WITH A GOAL ② 2 Times, Last: 3/8/14 - 3/11/14
 PLAYED ⑧⑤ 1/9/14 - 1/19/15

+3

Best plus/minus, 3 Times
 Last: 3/28/16 vs LAK

2014

World Championship
 with USA

300TH NHL GAME
 4/9/16 vs ARI

100TH NHL POINT
 10/31/15 at DAL

177TH OVERALL
 DRAFT PICK

Selected by San Jose in the 2008 NHL
 Entry Draft (6th round, 177th overall).



CAREER STATS

REGULAR SEASON								PLAYOFFS				
SEASON	CLUB	LEAGUE	GP	G	A	PTS	PIM	GP	G	A	PTS	PIM
2006-07	Cedar Rapids	USHL	47	10	18	28	52	6	3	0	3	6
2007-08	Miami	CCHA	42	15	14	29	22	-	-	-	-	-
2008-09	Miami	CCHA	41	11	17	28	66	-	-	-	-	-
2009-10	Miami	CCHA	44	17	25	42	49	-	-	-	-	-
2010-11	San Jose	NHL	5	0	0	0	0	-	-	-	-	-
	Worcester	AHL	69	17	16	33	69	-	-	-	-	-
2011-12	San Jose	NHL	33	3	6	9	18	5	0	1	1	7
	Worcester	AHL	29	13	8	21	28	-	-	-	-	-
2012-13	San Jose	NHL	42	5	8	13	26	11	0	2	2	6
	KooKoo	Fin2	18	8	14	22	33	-	-	-	-	-
2013-14	San Jose	NHL	77	16	22	38	35	7	0	3	3	4
2014-15	San Jose	NHL	75	15	21	36	40	-	-	-	-	-
2015-16	San Jose	NHL	68	7	11	18	63	22	2	0	2	21
NHL/SHARKS TOTALS			300	46	68	114	182	45	2	6	8	38

LGBT ALLY

Is a member of the Advisory Board for You Can Play, a campaign dedicated to fighting homophobia in sports.

1 OF 4

Is one of just four players drafted 150th or later in his 2008 draft class to have played in 300 or more games.

- 2015-16**
 - Led all Sharks forwards with **203 hits**.
 - Scored the **game-winning goal** in Game 2 of the Western Conference Final vs. St. Louis.
- 2014-15**
 - Ranked **8th** in the NHL, and led the team, with **263 hits**.
 - Assisted** on San Jose's **lone goal** at the 2015 Stadium Series game at Levi's Stadium.
- 2013-14**
 - Set career highs** in goals, assists and points.
 - Set a **franchise record** by recording 12 hits on March 25.
- 2012-13**
 - Was the Sharks **nominee** for the **King Clancy Memorial Trophy**.
- 2011-12**
 - Was named the Sharks **nominee** for the **Masterton Trophy** for his work with the You Can Play campaign.
- 2010-11**
 - Was named Worcester's **Rookie of the Year**.
- 2009-10**
 - Miami's team captain was named to the 2009-10 CCHA **All-Conference Second Team**, the CCHA's **Best Defensive Forward**, and an Inside College Hockey's **Third Team All-American**.
- 2006-07**
 - Named the **MVP** of the East Division team at the 2007 USHL Prospects/All-Star Game.

**MANTAS ARMALIS** (MON-tus AR-mal-us)**POSITION:** Goaltender | **CATCHES:** Left**HEIGHT:** 6'3" | **WEIGHT:** 205 | **BORN:** 9/6/92 in Plunge, Lithuania

Signed by San Jose as a free agent on April 11, 2016.

2015-16: Played in 34 games for Djurgardens (SHL) posting a 16-13-3-2 record, a 2.42 goals-against average and a .918 save-percentage...Ranked 6th in the league in save percentage, T-7th in wins and 10th in goals-against average (minimum 15 games played)...In three playoff games, he posted a 3.71 goals-against average and an .895 save percentage. **2014-15:** Posted a 3.09 goals-against average and a .905 save percentage in 2 games with Djurgardens (SHL)...Won a bronze medal at the World Jr. Championships as a member of the Lithuanian team (DIB) as he posted a .938 save percentage and was named best goaltender of the tournament...**2013-2014:** Represented Lithuania at the World Jr. Championships and was named top player on his team in earning a bronze medal...**2011-12:** Named the World Championship (D2A) Best Goaltender, posted the tournament's highest save percentage, and named Lithuania's Top Player after leading his country to a silver medal.

CAREER STATISTICS**PLAYOFFS**

SEASON	CLUB	LEAGUE	GP	W-L-O	MINS	GA	SO	GAA	SV%	GP	W-L-O	MINS	GA	SO	GAA	SV%
2010-11	Mora IK J-20	Sweden Jr.	19	-	-	-	-	3.45	0.897	-	-	-	-	-	-	-
	Lithuania	U-20 D1	5	-	-	-	-	7.50	0.853	-	-	-	-	-	-	-
	Lithuania	WC D1	4	-	-	-	-	3.90	0.875	-	-	-	-	-	-	-
2011-12	Mora IK J-20	Sweden Jr.	37	-	-	-	-	3.08	0.907	2	-	-	-	-	2	0.930
	Lithuania	U-20 D2A	5	-	-	-	-	2.14	0.944	-	-	-	-	-	-	-
	Lithuania	WC DIB	4	-	-	-	-	4.51	0.876	-	-	-	-	-	-	-
2012-13	Tranas AIF	Sweden Jr.	33	-	-	-	-	2.63	0.915	5	-	-	-	-	3.8	0.901
	Lithuania	WC DIB	3	-	-	-	-	3.69	0.910	-	-	-	-	-	-	-
2013-14	Mora IK	Sweden Jr.	40	-	-	-	-	2.20	0.926	5	-	-	-	-	4.33	0.857
	Lithuania	WC DIB	5	-	-	-	-	1.81	0.922	-	-	-	-	-	-	-
2014-15	Djurgardens	Sweden	20	7-10-0	1050	54	2	3.09	0.905	-	-	-	-	-	-	-
	Lithuania	WC DIB	5	-	-	-	-	2.21	0.938	-	-	-	-	-	-	-
2015-16	Djurgardens	Sweden	34	16-13-3	1986	80	2	2.42	0.918	3	-	-	-	-	3.71	0.895

Signed by San Jose as a free agent on April 11, 2016.

**JULIUS BERGMAN** (YULE-ee-us)**POSITION:** Defense | **SHOOTS:** Right**HEIGHT:** 6'1" | **WEIGHT:** 205 | **BORN:** 11/2/95 in Stockholm, Sweden

Selected by San Jose in the 2014 NHL Draft (2nd round, 46th overall).

2015-2016: Played in first full season with San Jose and ranked T-7th amongst team defenders in plus/minus (+) and 4th in shots on goal 56...Scored first pro goal on Nov. 28 vs. Texas. **2014-15:** Made his AHL debut with Worcester, appearing in one game and recording a plus-1 rating with one shot on goal and two penalty minutes...Led all London defensemen in points (42) and goals (13) and 2nd in assists (29) during his first season in the OHL...Ranked 3rd on London in penalty minutes (78)...Led all London blueliners in playoff goals (4) and T-2nd in playoff points (4-2-6)...Ranked 2nd in the World Jr. Championships in penalty minutes (31) through seven games. **2013-14:** Will play for London (OHL) in 2014-15...Represented Sweden at the 2014 U.S. World Junior National Development Camp, recording one assist and six PIM in four games during the tournament...Recorded 34 points (13-21-34) and 54 PIM in 45 games with Frolunda's junior squad...Ranked 1st on the team in goals, assists and points amongst defensemen...Among league blueliners, ranked 2nd in goals and T-3rd in points...Appeared in one game for Frolunda in the Swedish Hockey League...**2012-13:** Split time primarily between Frolunda and Karlskrona in the Swedish Jr. leagues...Posted one goal, five assists and 22 PIM in 38 combined games between the two leagues...Recorded one assist and four penalty minutes for Sweden in five games at the U-18 World Junior Championship...**2011-12:** Represented Sweden at the U-17 World Hockey Challenge and ranked 2nd amongst team defensemen in points (three assists) in six tournament games

CAREER STATISTICS**PLAYOFFS**

SEASON	CLUB	LEAGUE	GP	G	A	PTS	PIM	GP	G	A	PTS	PIM
2010-11	Karlskrona J20	Sweden Jr.	14	5	4	9	6	1	0	1	1	0
	Karlskrona	Sweden Jr.	5	0	0	0	0	4	0	0	0	0
2011-12	Karlskrona	Sweden Jr.	36	3	6	9	47	10	1	0	1	12
	Sweden	WHC U-17	6	0	3	3	6	-	-	-	-	-
2012-13	Karlskrona	Sweden Jr.	23	0	0	0	16	-	-	-	-	-
	Frolunda J18	Sweden Jr.	2	1	1	2	2	3	0	3	3	6
	Frolunda J20	Sweden Jr.	15	1	5	6	6	6	1	2	3	8
2013-14	Sweden	U-18	5	0	1	1	4	-	-	-	-	-
	Frolunda J20	Sweden Jr.	45	13	21	34	54	3	0	1	1	8
2014-15	Frolunda	Sweden	1	0	0	0	4	-	-	-	-	-
	London	OHL	60	13	29	42	78	10	4	2	6	6
	Worcester	AHL	1	0	0	0	2	-	-	-	-	-
	Sweden	U-20	7	0	1	1	31	-	-	-	-	-
2015-16	San Jose	AHL	60	3	8	11	40	4	0	0	0	4

Selected by San Jose in the 2014 NHL Draft (2nd round, 46th overall)



COLIN BLACKWELL

POSITION: Center | **SHOOTS:** Right

HEIGHT: 5' 9" | **WEIGHT:** 190 | **BORN:** 3/28/93 in Lawrence, Massachusetts
Selected by San Jose in the 2011 NHL Entry Draft (7th round, 194th overall).

2015-16: Finished his senior season at Harvard with 19 points (which ranked T-6th on the team) and a plus-6 rating in 28 games...**2014-15:** Played 11 games late in the season after prolonged injury...Helped Harvard win ECAC Championship by contributing six points (5-1=6) during the playoffs...**2013-14:** DNP...**2012-13:** Finished the season T-2nd on his team in points per game (0.67 PTS/GP)...Invited to the 2012 U.S. National Junior Evaluation Camp where he finished 1st in assists (4) and T-1st in points (6) in three games played...**2011-12:** 2nd on the team in PIM (46)...Finalist for 2012 Walter Brown Award, given annually to New England's best American-born college hockey player...Team reached ECAC Final, as he posted four assists vs. Cornell on March 16 in a tournament game...**2010-11:** Named the first recipient of the ESPN Boston Mr. Hockey Award...Named the Catholic Conference's MVP and led all skaters in points in the Division 1A state tournament...Was his team's captain...Also won the Division 1 championship in lacrosse as a midfielder.

CAREER STATISTICS

PLAYOFFS

SEASON	CLUB	LEAGUE	GP	G	A	PTS	PIM	GP	G	A	PTS	PIM
2010-11	St. John's Prep	HS	25	33	33	66	-	5	7	9	16	-
2011-12	Harvard	ECAC	34	5	14	19	46	-	-	-	-	-
2012-13	Harvard	ECAC	21	3	11	14	10	-	-	-	-	-
2013-14	Harvard	ECAC	0	0	0	0	0	-	-	-	-	-
2014-15	Harvard	ECAC	11	5	1	6	6	-	-	-	-	-
2015-16	Harvard	ECAC	28	6	13	19	12	-	-	-	-	-

Selected by San Jose in the 2011 NHL Entry Draft (7th round, 194th overall).



MICHAEL BRODZINSKI

POSITION: Defense | **SHOOTS:** Right

HEIGHT: 5' 11" | **WEIGHT:** 195 | **BORN:** 5/28/95 in Ham Lake, Minnesota
Selected by San Jose in the 2013 NHL Draft (5th round, 141st overall)

2015-16: Made his pro debut on March 26 vs. San Diego...Named to the Big-10 Second All-Star Team after leading all Minnesota blueliners and with 21 points and ranked T-2nd in power-play goals (3) and 1st in power-play points (11) in 37 games...Finished his collegiate career by playing in 99 games and tallying 48 points (18 goals, 30 assists) and a plus-26 rating...**2014-15:** Helped Minnesota defeat Michigan, 4-2, in the Big Ten Championship, contributing one assist...Ranked T-5th on the team in plus/minus (10)...**2013-14:** T-2nd amongst all team defenseman in goals (6)...Ranked 3rd in the nation in goals (6) and 12th in even strength points (13) amongst all freshman defenseman...Was named Big 10 third star of the week on Nov. 26...**2012-13:** Will attend the University of Minnesota in 2013-14...Participated in Team USA's 2013 National Junior Evaluation Camp...Named to the USHL All-Rookie and Second All-Star teams...Participated in the USHL Top Prospects Game...Led all USHL defensemen in goals (16) and T-6th in points (33) in his first season in the league...His 16 goals were the most for a USHL defenseman since 2009-10...3rd amongst league blueliners in shots (153)...3rd on Muskegon in points and led the team in power-play goals (9)...His brother, Jonny, was drafted 148th overall in 2013 by Los Angeles, making the brothers the first non-twins taken in the same round of a draft...His father, Mike, played in one game for the University of Minnesota...**2011-12:** Led Blaine High School in points (33) and assists (20) and T-1st in goals (13)...Participated in the Under-17 Five Nations Tournament and helped the U.S. Select Team win the gold medal...**2010-11:** T-4th in goals (9) and points (23) as Blaine won the 2011 Section Championship.

CAREER STATISTICS

PLAYOFFS

SEASON	CLUB	LEAGUE	GP	G	A	PTS	PIM	GP	G	A	PTS	PIM
2009-10	Blaine High	HS	24	2	3	5	12	5	1	0	1	0
2010-11	Team Northeast	MN Elite	21	3	8	11	20	2	0	1	1	2
	Blaine High	HS	25	9	14	23	22	5	5	3	8	0
2011-12	Blaine High	HS	25	13	20	33	26	3	3	0	3	17
	Muskegon	USHL	3	0	1	1	0	-	-	-	-	-
	Team Northwest	HS	20	4	10	14	51	3	1	1	2	2
2012-13	Muskegon	USHL	61	16	17	33	47	3	0	1	1	0
2013-14	Minnesota	Big Ten	26	6	7	13	12	-	-	-	-	-
2015-16	Minnesota	Big Ten	37	8	13	21	34	-	-	-	-	-
	San Jose	AHL	6	0	0	0	6	1	0	0	0	2

Selected by San Jose in the 2013 NHL Draft (5th round, 141st overall)



2016-17 SAN JOSE SHARKS MEDIA GUIDE

THE PLAYERS



ROURKE CHARTIER (SHAR-tee-yay)

POSITION: Center | **SHOOTS:** Left

HEIGHT: 5' 11" | **WEIGHT:** 190 | **BORN:** 4/3/96 in Saskatoon, Saskatchewan

Selected by San Jose in the 2014 NHL Draft (5th round, 149th overall)

2015-16: Made pro debut in Game 4 of the Calder Cup's first round on April 29 vs Ontario... 4th on Kelowna (WHL) in goals (25) despite missing half the season due to injury...Named an alternate captain of his team for the second straight season...Represented Canada at the U-20 World Jr. Championships, tallying two assists in five games...**2014-15:** Named CHL Sportsman of the Year and a member of the WHL (West) First All-Star Team...Won the Brad Hornung Trophy as the WHL's Most Sportsman-like Player...T-1st in the playoffs in goals (13), 3rd in game-winning goals (3), and 4th in plus/minus (+13) en route to the WHL Championship and runner-up to the CHL's Memorial Cup...Tallied four shorthanded points (two goals, two assists) during the WHL playoffs...Ranked 4th on his team in playoff points (20)...Finished the regular season 3rd in goals (48), T-3rd in power-play goals (14) and T-1st in game-winning goals (10) in the WHL...Ranked 1st on his team in goals, 2nd in points (82), T-4th in assists (34) during the regular season...Named an alternate captain of Kelowna...**2013-14:** Ranked 4th in goals (24), T-4th in assists (34), T-5th on his team in points (58), and T-6th in plus/minus (+26) on his team during the regular season...During the postseason, finished 1st on his team in goals (6), T-6th in assists (6), and 6th in points (12)...One of three teammates to play in all regular season and playoff games...Won a gold medal at the Hlinka Memorial Tournament as a member of the Canada U18 team, registering one assist and a +2 rating in five games...**2012-13:** Finished 5th in goals (13), T-6th in assists (17), and 5th in points (30) league-wide amongst all U17 WHL players...Completed his first WHL season...Drafted by Kelowna in the 1st round (15th overall) in the WHL Bantam Draft.

CAREER STATISTICS							PLAYOFFS					
SEASON	CLUB	LEAGUE	GP	G	A	PTS	PIM	GP	G	A	PTS	PIM
2009-10	Saskatoon	GSHL	51	86	45	131	-	-	-	-	-	-
2010-11	Saskatoon	SMHL	7	2	0	2	4	1	1	1	2	0
2011-12	Saskatoon	SMHL	42	23	34	57	14	13	8	5	13	2
2012-13	Kelowna	WHL	58	13	17	30	8	3	0	0	0	0
	Canada Western	WHC-17	5	1	2	3	2	-	-	-	-	-
2013-14	Kelowna	WHL	72	24	34	58	8	14	6	6	12	2
2014-15	Kelowna	WHL	58	48	34	82	18	16	13	7	20	2
2015-16	Kelowna	WHL	42	25	21	46	16	18	7	6	13	7
	Canada	U-20	5	0	2	2	2	-	-	-	-	-
	San Jose	AHL	0	0	0	0	0	1	0	0	0	0

Selected by San Jose in the 2014 NHL Draft (5th round, 149th overall)



CAVAN FITZGERALD

POSITION: Defense | **SHOOTS:** Left

HEIGHT: 6' | **WEIGHT:** 185 | **BORN:** 8/23/96 in Boston, Massachusetts

Signed by San Jose as a free agent on Oct. 7, 2015.

2015-16: Traded from Halifax to Shawinigan (QMJHL) mid season...T-10th in points amongst defensemen in QMJHL...Led Shawinigan to the QMJHL final and notched 20 points in 21 playoff games...**2014-15:** Led all Halifax blueliners in points and ranked T-4th amongst all QMJHL rookie defensemen...He added 10 points (all assists) in 14 playoff games, again pacing team defensemen in scoring...His plus-7 rating in the playoffs led the team...**2013-14:** Led Summerside team defensemen in points...Made his QMJHL debut.

CAREER STATISTICS							PLAYOFFS					
SEASON	CLUB	LEAGUE	GP	G	A	PTS	PIM	GP	G	A	PTS	PIM
2011-12	Cape Breton	NSMMHL	35	5	12	17	24	3	1	1	2	4
2012-13	Cape Breton	NSMMHL	35	4	21	25	30	5	0	3	3	4
2013-14	Summerside	MJAHL	47	9	24	33	46	5	3	4	7	15
	Halifax	QMJHL	3	1	0	1	0	4	0	0	0	0
2014-15	Halifax	QMJHL	40	4	27	31	17	14	0	10	10	2
2015-16	Halifax	QMJHL	32	10	16	26	25	-	-	-	-	-
	Shawinigan	QMJHL	28	5	14	19	21	21	3	7	20	8

Signed by San Jose as a free agent on Oct. 7, 2015.



ALEX GALLANT

POSITION: Left Wing | **SHOOTS:** Left

HEIGHT: 6' 0" | **WEIGHT:** 185 | **BORN:** 12/8/92 in Summerside, Prince Edward Island
Signed by San Jose (AHL) as a free agent on Nov. 12, 2015

2015-16: In his first AHL, led all San Jose skaters with 122 penalty minutes, which ranked 4th amongst AHL rookies...Scored his first AHL goal on April 17 vs. Stockton in a 6-0 win...**2014-15:** Ranked 3rd on Utah in PIM despite playing in only 22 games...**2013-14:** Led the league in PIM.

CAREER STATISTICS

SUMMERSIDE												
SEASON	CLUB	LEAGUE	GP	G	A	PTS	PIM	GP	G	A	PTS	PIM
2009-10	Summerside	MJHL	5	1	0	1	5	-	-	-	-	-
2010-11	Summerside	MJHL	45	4	10	14	154	-	-	-	-	-
2011-12	Prince Edward Island	QMJHL	32	0	0	0	133	-	-	-	-	-
2012-13	Summerside	MHL	29	3	6	9	106	-	-	-	-	-
2013-14	Columbus	SPHL	43	1	3	4	251	6	0	2	2	37
2014-15	Orlando	ECHL	1	0	0	0	7	-	-	-	-	-
	Utah	ECHL	22	1	1	2	99	6	0	0	0	10
2015-16	Utah	ECHL	11	0	1	1	37	-	-	-	-	-
	San Jose	AHL	27	1	0	1	122	1	0	0	0	5

Signed by San Jose (AHL) as a free agent on Nov. 12, 2015.



TROY GROSENICK

POSITION: Goaltender | **CATCHES:** Left

HEIGHT: 6' 1" | **WEIGHT:** 185 | **BORN:** 8/27/89 in Brookfield, Wisconsin
Signed by San Jose as a free agent on April 8, 2013.

2014-15: Made 25 saves in his 20th win of the season at Providence on April 17...Won seven straight starts (7-0-0, .15GA) from Jan. 4-Feb. 21...Made NHL debut on Nov. 16 at CAR and turned aside all 45 shots he faced for his first career NHL win and shutout...Became the first Sharks goalie with a shutout in his NHL debut, and his 45 saves were the most by a San Jose goaltender in a shutout in team history...45

saves were most by an NHL goalie in a debut shutout since the 1979-80...Received first NHL recall by San Jose on Nov.11...Played 36 games for the Worcester Sharks, finishing with a 20-13-3 with a 2.63 GAA, .906 SV%, and one shutout. **PLAYOFFS:** Made 27 saves in first professional playoff start in Game 3 win at Hershey on April 29...**2013-14:** Led all Worcester goaltenders in goals-against average (2.62) and save percentage (.903)...Recorded his first pro shutout in a 3-0 win on November 2 vs. St. Johns, making 27 saves...Made professional debut on October 20 vs. Portland, saving 30 of 32 shots and recording his first pro win. **2012-13:** His 212 goals-against average, .926 save percentage and .609 winning percentage were ranked 4th amongst all ECAC goaltenders...Amongst NCAA goaltenders who played at least 34 games, his goals-against average and save percentage ranked 8th...16th in goal-against average and 17th in save percentage in the NCAA... Made 32 saves on 33 shots in the Union College victory over Brown for the ECAC Championship...Named Most Outstanding Player of the 2013 ECAC Hockey Tournament and earned a spot on the All-Tournament Team...Received Junior Scholar-Athlete of the Year Award at Union College...ECAC Hockey Student-Athlete of the Year finalist...Three-time ECAC Hockey All-Academic Team member...Named to ECAC Hockey's Preseason All-Conference Team. **2011-12:** Led all ECAC goaltenders in goals-against average (1.65, 2nd among all NCAA goalies), save percentage (.936, 3rd among all NCAA goalies) and winning percentage (.758)...Named a First-Team AHCA All-American and won the Ken Dryden Award as ECAC Hockey Goaltender of the Year...Became the first Union player to be named a finalist for the Hobey Baker Award and was named to the ECAC First All-Star Team...Led Union College to the best regular-season ECAC record and helped win the ECAC Championship...Led Union College to its first Frozen Four...**2010-11:** Made collegiate debut for Union College. **2009-10:** Named USHL All-Star for Cedar Rapids...10th in the league in goals-against average (2.63).

CAREER STATISTICS

SEASON	CLUB	LEAGUE	GP	W-L-O	MINS	GA	SO	GAA	GP	W-L-O	MINS	GA	SO	GAA
2008-09	Cedar Rapids	USHL	24	13-5-4	1363	53	1	2.33	1	0-0	39	2	0	3.09
2009-10	Cedar Rapids	USHL	44	26-14-2	2509	110	4	2.63	4	2-1	192	6	1	1.88
2010-11	Union College	ECAC	3	0-0-1	84	3	0	2.12	-	-	-	-	-	-
2011-12	Union College	ECAC	34	22-6-3	1922	53	5	1.65	-	-	-	-	-	-
2012-13	Union College	ECAC	34	17-10-5	1928	68	2	2.12	-	-	-	-	-	-
2013-14	Worcester	AHL	35	18-14-0	1966	86	2	2.62	-	-	-	-	-	-
2014-15	Worcester	AHL	36	20-13-3	2167	95	1	2.63	2	1-0	88	5	0	3.41
	San Jose	NHL	2	1-1-0	118	3	1	1.53	-	-	-	-	-	-
2015-16	San Jose	AHL	28	11-10-4	1574	83	0	3.16	1	0-0	4	0	0	0.00
	NHL/Sharks Totals		2	1-1-0	118	3	1	1.53	-	-	-	-	-	-

Signed by San Jose as a free agent on April 8, 2013.



2016-17 SAN JOSE SHARKS MEDIA GUIDE



TIM HEED

POSITION: Defense | **SHOOTS:** Right

HEIGHT: 5' 11" | **WEIGHT:** 175 | **BORN:** 1/27/91 in Goteborg, Sweden

Signed by San Jose as a free agent on May 24, 2016

2015-16: Ranked 11th in scoring amongst defensemen, T-4th in goals, and T-12th in assists amongst blue-liners in the SHL...In 16 playoff games, posted three goals and six assists as Skelleftea finished runner-up to Frolunda...Led all league defensemen in playoff goals. **2014-15:** Named SHL Defenseman of the

Year after leading all SHL defensemen in goals (10) and helping lead Skelleftea to a silver medal finish...Led all league blueliners in points during the playoffs...**2013-2014:** Won SHL championship with Skelleftea and was teammates with fellow Shark Melker Karlsson...**2011-12:** Posted the most assists by any league defenseman...**2010-11:** Posted the most assists by a junior player in the league...**2009-10:** Recorded the most helpers of any defenseman in the league.

CAREER STATISTICS								PLAYOFFS				
SEASON	CLUB	LEAGUE	GP	G	A	PTS	PIM	GP	G	A	PTS	PIM
2007-08	Sodertalje Elit	Sweden Jr.	22	4	15	19	22	-	-	-	-	-
	Sodertalje Allsvenskan	Sweden Jr.	14	0	9	9	12	2	0	0	0	4
2008-09	Sodertalje Elit	Sweden Jr.	11	6	8	14	6	-	-	-	-	-
	Sodertalje J-20	Sweden Jr.	32	1	7	8	10	2	0	1	1	0
2009-10	Sodertalje J-20	Sweden	27	1	9	10	2	10	0	4	4	0
2010-11	Sodertalje	Sweden	12	1	0	1	0	10	0	4	4	4
	Vaxjo	Sweden Jr.	29	3	20	23	8	-	-	-	-	-
2011-12	Malmö	Sweden Jr.	47	4	26	30	10	6	1	2	3	0
2012-13	Vaxjo	Sweden	10	0	0	0	2	-	-	-	-	-
	VIK HK	Sweden Jr.	33	5	8	13	12	8	0	2	2	0
2013-14	Skelleftea	Sweden	40	1	4	5	2	2	0	0	0	0
2014-15	Skelleftea	Sweden	50	10	27	37	10	15	2	9	11	0
2015-16	Skelleftea	Sweden	52	8	15	23	2	16	3	6	9	-

Selected by Anaheim in the fifth round (132nd overall) of the 2010 NHL Draft. **Signed by San Jose as a free agent on May 24, 2016.**



ADAM HELEWKA (HEL-oo-ka)

POSITION: Left Wing | **SHOOTS:** Left

HEIGHT: 6' 1" | **WEIGHT:** 200 | **BORN:** 7/21/95 in Burnaby, British Columbia

Selected by San Jose in the 2015 NHL Draft (4th round, 106th overall)

2015-16: Made pro debut on Oct. 15 at Stockton...Traded from Spokane to Red Deer (WHL) mid-season...Ranked 7th in WHL in goals (42)...Led Red Deer in goals, points (74) and plus/minus (plus-25)...Also led team in playoff points 18 (nine goals, nine assists) in 17 playoff games...**2014-15:** Recorded new career

highs in goals (44), assists (43), points (87), penalty minutes (59), games played (69) and plus/minus (+10)...Finished the season 1st on his team in goals and points, 2nd in assists and plus/minus and fourth in penalty minutes...Ranked 5th in the WHL in goals scored...Named an alternate captain for Spokane...**2013-14:** Improved off his rookie campaign by nearly doubling his total points (50)...Scored a career-best four goals at Vancouver on November 1, 2013...**2012-13:** Voted the Chiefs Rookie of the Year after amassing 10 goals and 17 assists during his rookie campaign...**2011-12:** Led his team in points (53) and goals (24), T-1st in assists (29) and 2nd in penalty minutes (74)...Led the BCMML in playoff points (5-4=9) en route to the BCMML Championship.

CAREER STATISTICS								PLAYOFFS				
SEASON	CLUB	LEAGUE	GP	G	A	PTS	PIM	GP	G	A	PTS	PIM
2011-12	Vancouver NW Giants	BCMML	40	24	29	53	74	5	5	4	9	0
2012-13	Spokane	WHL	60	10	17	27	12	9	1	2	3	2
2013-14	Spokane	WHL	62	23	27	50	32	4	0	0	0	4
2014-15	Spokane	WHL	69	44	43	87	59	6	3	2	5	12
2015-16	San Jose	AHL	3	0	1	1	0	-	-	-	-	-
	Spokane	WHL	19	16	13	29	23	-	-	-	-	-
	Red Deer	WHL	34	26	19	45	34	17	9	9	18	18

Selected by San Jose in the 2015 NHL Draft (4th round, 106th overall)



NIKITA JEVPALOV'S (YEFF-pal-uf)

POSITION: Left Wing | **SHOOTS:** Right

HEIGHT: 6' 1" | **WEIGHT:** 210 | **BORN:** 9/9/94 in Riga, Latvia

Signed by San Jose as a free agent on Jan. 26, 2015

2015-16: Ranked 3rd amongst San Jose rookies in points...Made his AHL debut on Oct. 9 vs. Rockford...Scored first pro goal on Oct. 15 at Stockton...Won the Kelly Cup Championship with San Jose's ECHL affiliate the Allen Americans and ranked 2nd amongst team rookies in points during Allen's run...**2014-15:** Nearly doubled his goals, assists and points and improved his plus/minus by 40 during his third year in the QMJHL...Ranked 2nd in the QMJHL in goals (49), leading his team in this category...Finished 4th in the league in points (100) and plus/minus (+37), 5th in points per game (1.56) and 6th in power-play goals (17)...Ranked 2nd on his team in assists (51), points, plus/minus and points per game...Registered an 11-game point streak (12-8=20) from Oct. 10 to Nov.8...Led Blainville-Boisbriand in playoff assists (5), points per game (1.20) and plus/minus (+1) and ranked 2nd in points (6) in six playoff games...Named an alternate captain of his team...Named to the QMJHL's Second All-Star Team...**2013-14:** Finished his sophomore season 2nd on his team in goals (28), 4th in points (54) and 6th in assists (26)...Appeared in all 20 of Blainville-Boisbriand's playoff games, leading the team in goals (10) and T-1st in points (16)...Registered a team-leading nine points and ranked 2nd in goals (4) and assists (5), helping Latvia win a silver medal at the World Jr. Championships (DIA)...Named an alternate captain of Latvia at the World Jr. Championships (DIA)...**2012-13:** Finished in the top-10 in all major offensive categories and ranked 3rd on Blainville-Boisbriand in plus/minus (+26) during his rookie campaign...Tied for the team lead on Latvia in goals (2), T-2nd in points (3) and T-4th in penalty minutes (8), helping him be named a Top 3 Player on Team for Latvia during the World Jr. Championships...Named an alternate captain for Latvia...**2011-12:** Finished the year within the top-10 of all major offensive categories with HK Riga of Russia's junior league...Youngest player on HK Riga to appear in 58 games...Named a Top 3 Player on Team for Latvia during the World Jr. Championships after finishing the tournament by leading the team in points (5) and assists (3) and T-1st in goals (2) and plus/minus (0)...Named captain for Latvia's U-18 team at the World Jr. Championships...**2010-11:** Ranked 3rd in the GMHL in goals (48) and points (91), leading South Muskoka in the same categories...Appeared in all of his team's 16 playoff games, leading South Muskoka in assists (18) and points (27), while finishing 2nd in goals (12)...Named GMHL Rookie of the Year and GMHL Top Forward.

CAREER STATISTICS

PLAYOFFS

SEASON	CLUB	LEAGUE	GP	G	A	PTS	PIM	GP	G	A	PTS	PIM
2009-10	SK Riga	Latvia U18	19	34	37	71	10	-	-	-	-	-
2010-11	South Muskoka	GMHL	41	48	43	91	28	16	9	18	27	16
2011-12	HK Riga	MHL	58	8	13	21	52	1	1	0	1	2
	Latvia	U-18	6	1	2	3	0	-	-	-	-	-
	Latvia	U-20	6	2	3	5	4	-	-	-	-	-
2012-13	Blainville-Boisbriand	QMJHL	60	18	21	39	36	15	3	5	8	2
	Latvia	U-20	6	2	1	3	8	-	-	-	-	-
2013-14	Blainville-Boisbriand	QMJHL	61	28	26	54	32	20	10	6	16	8
	Latvia	U-20-DIA	5	4	5	9	4	-	-	-	-	-
2014-15	Blainville-Boisbriand	QMJHL	64	49	51	100	30	5	1	5	6	4
2015-16	San Jose	AHL	60	5	9	14	12	3	1	0	1	0
	Allen	ECHL	5	1	5	6	2	15	2	6	8	10

Signed by San Jose as a free agent on Jan. 26, 2015



2016-17 SAN JOSE SHARKS MEDIA GUIDE

THE PLAYERS



DAN KELLY

POSITION: Defense | **SHOOTS:** Left

HEIGHT: 6' 1" | **WEIGHT:** 215 | **BORN:** 5/17/89 in Morrisonville, New York

Signed by San Jose as a free agent on July 11, 2016.

2015-16: Posted a career-high four goals with Albany...Ranked 3rd amongst Albany D-men in plus/minus (+8)...**2014-15:** Posted a career-high 133 penalty minutes, which led the team...**2013-14:** Recorded career-highs in games played (71), assists (14) and points (17)...**2010-11:** Ranked 2nd on Albany in points amongst rookie blueliners, and 1st in plus/minus (+7)...**2009-10:** Ranked 3rd amongst Kitchener defensemen in points and playoff points. **2008-09:** Ranked 2nd in points amongst team blueliners. **2007-08:** Played under current Sharks Head Coach Peter DeBoer and Assistant Coach Steve Spott as the Rangers won the OHL Championship.

CAREER STATISTICS

PLAYOFFS

SEASON	CLUB	LEAGUE	GP	G	A	PTS	PIM	GP	G	A	PTS	PIM
2004-05	Pembroke	CJHL	50	2	12	14	80	-	-	-	-	-
	Pembroke	CJHL	44	2	16	18	85	11	0	3	3	16
	Kitchener	OHL	9	0	3	3	8	-	-	-	-	-
2006-07	Kitchener	OHL	59	0	19	19	79	9	1	1	2	10
2007-08	Kitchener	OHL	65	1	1	18	61	8	0	2	2	4
2008-09	Kitchener	OHL	44	4	11	15	30	-	-	-	-	-
2009-10	Kitchener	OHL	58	6	21	27	99	20	4	9	13	23
2010-11	Albany	AHL	61	2	5	7	71	-	-	-	-	-
2011-12	Albany	AHL	54	2	4	6	93	-	-	-	-	-
2012-13	Albany	AHL	47	2	6	8	62	-	-	-	-	-
2013-14	Albany	AHL	71	3	14	17	86	1	0	0	0	2
2014-15	Albany	AHL	64	1	10	11	130	-	-	-	-	-
2015-16	Albany	AHL	55	4	11	15	93	8	1	2	3	21

Signed by San Jose as a free agent on July 11, 2016.



KEVIN LABANC (luh-BANK)

POSITION: Right Wing | **CATCHES:** Right

HEIGHT: 5' 10" | **WEIGHT:** 185 | **BORN:** 12/12/95 in Brooklyn, New York

Selected by San Jose in the 2014 NHL Draft (6th round, 171st overall).

2015-16: Made his pro debut on April 29, at Ontario...Won the OHL Eddie Powers Memorial Trophy award (top scorer) with 127 points (39 goals, 88 assists) in 65 games with Barrie (OHL)...Also ranked 1st in OHL in assists and 1st in plus-minus (+60)...Won the OHL Jim Mahon Memorial Trophy award (top scoring right winger)...Was named "Best Playmaker" and "Best Penalty Killer" in the OHL coaches poll...Finished with the 2nd-most points in the entire CHL (Conor Garland had one more point)...**2014-15:** Tripled his points total during his sophomore campaign (31-76=107)...Led Barrie and ranked T-3rd in the OHL in assists...Ranked 2nd on his team and 6th in the OHL in points...Ranked 4th on his team in goals...One of just six players on his team to appear in all 68 games...**2013-14:** Finished the regular season ranked T-8th in goals (11), 8th in assists (24), 9th in points (35) on his team...Played in all 11 postseason games, ranking T-3rd on the team in goals (3) and T-5th in points (7)...Completed his first OHL season...**2012-13:** T-13th on U.S. National U18 Team in points (22)...Helped Team USA earn a silver medal in the U18 WJC, registering one goal in seven games. **2011-12:** In 52 games for the U.S. National U17 Team, ranked 7th on the team in assists (17) and 10th in points (22)...Played five games in the U17 WHC, earning a silver medal with Team USA.

CAREER STATISTICS

PLAYOFFS

SEASON	CLUB	LEAGUE	GP	G	A	PTS	PIM	GP	G	A	PTS	PIM
2011-12	USNTDP Juniors	USHL	33	3	8	11	10	2	0	0	0	2
	U.S. National U17	USDP	52	5	17	22	24	-	-	-	-	-
	USA	WHC-17	5	0	0	0	4	-	-	-	-	-
2012-13	USNTDP Juniors	USHL	26	3	6	9	8	-	-	-	-	-
	U.S. National U17	USDP	5	0	2	2	2	-	-	-	-	-
	U.S. National U18	USDP	62	9	12	21	28	-	-	-	-	-
	USA	U-18	7	1	0	1	0	-	-	-	-	-
2013-14	Barrie	OHL	65	11	24	35	30	11	3	4	7	4
2014-15	Barrie	OHL	68	31	76	107	55	9	2	4	6	8
2015-16	Barrie	OHL	65	39	88	127	70	15	6	20	26	28
	San Jose	AHL	0	0	0	0	0	1	0	0	0	0

Selected by San Jose in the 2014 NHL Draft (6th round, 171st overall).



JAKE MARCHMENT

POSITION: Center | **SHOOTS:** Right

HEIGHT: 6' 4" | **WEIGHT:** 220 | **BORN:** 5/20/95 in Courtice, Ontario

Signed by San Jose (AHL) as a free agent on July 11, 2016

Is the nephew of former Sharks defenseman and current Development Coach/Scout Bryan Marchment...**2015-16:** Named an assistant captain for Erie...Played in 60 games, ranked 6th in points, 4th in goals, 9th in assists, 4th in PPG (9) and T-1st in SHG (2) on his team...Set career highs in games played, goals and points...Ranked 4th on the team in points and T-4th in goals during the playoffs...**2014-15:** Was traded to Erie mid-way through the season...Ranked 5th on the team in playoff goals as Erie fell in the OHL finals to Oshawa...**2013-14:** Posted a career high in assists...Ranked 5th on the team in points and T-1st in plus/minus (+4).

CAREER STATISTICS

PLAYOFFS

SEASON	CLUB	LEAGUE	GP	G	A	PTS	PIM	GP	G	A	PTS	PIM
2010-11	Cobourg	OJHL	3	1	0	1	2	-	-	-	-	-
2012-13	Wellington	OJHL	49	7	13	20	50	5	1	1	2	7
2013-14	Belleville	OHL	57	10	22	32	53	-	-	-	-	-
2014-15	Belleville	OHL	22	6	6	12	16	-	-	-	-	-
	Erie	OHL	29	4	7	11	26	19	8	6	14	4
2015-16	Erie	OHL	60	25	20	45	60	13	4	7	11	2

Selected by Los Angeles in the 2014 NHL Draft (6th round, 157th overall). **Signed by San Jose (AHL) as a free agent on July 11, 2016.**



JONATHON MARTIN

POSITION: Right Wing | **SHOOTS:** Right

HEIGHT: 6' 2" | **WEIGHT:** 215 | **BORN:** 8/23/95 in Winnipeg, Manitoba

Signed by San Jose as a free agent on March 2, 2016.

2015-16: Made his professional debut on Mar. 26 vs. San Diego...As captain of Swift Current, posted career highs in goals, assists and points...Led the team in goals (T-8th in the WHL), points and ranked 2nd in penalty minutes...Named the WHL's Player of the Week for the week ending Oct. 18...Was traded to Swift Current four games into the season...**2014-15:** Ranked T-4th on the team in plus/minus (+9)...Led the team in penalty minutes...**2013-14:** Led the team in penalty minutes...**2012-13:** Paced the team in penalty minutes...**2011-12:** Ranked 2nd on the team amongst rookies in games played and goals...Represented Canada Western in the 2012 World U-17 Hockey Challenge.

CAREER STATISTICS

PLAYOFFS

SEASON	CLUB	LEAGUE	GP	G	A	PTS	PIM	GP	G	A	PTS	PIM
2010-11	Cobourg	OJHL	3	1	0	1	2	-	-	-	-	-
2012-13	Wellington	OJHL	49	7	13	20	50	5	1	1	2	7
2013-14	Belleville	OHL	57	10	22	32	53	-	-	-	-	-
2014-15	Belleville	OHL	22	6	6	12	16	-	-	-	-	-
	Erie	OHL	29	4	7	11	26	19	8	6	14	4
2015-16	Erie	OHL	60	25	20	45	60	13	4	7	11	2

Signed by San Jose as a free agent on March 2, 2016.



JOHN MCCARTHY

POSITION: Left Wing | **SHOOTS:** Left**HEIGHT:** 6' 1" | **WEIGHT:** 195 | **BORN:** 8/9/86 in Boston, Massachusetts

Signed by San Jose (AHL) as a free agent on July 11, 2016.

2015-16: Made one NHL appearance on Oct. 24 vs Carolina...Finished 3rd on San Jose Barracuda (AHL) in points, T-5th in goals and set a new career high in assists. **2014-15:** Finished the season ranked T-1st all-time in games played for Worcester with 277 (Nick Petrecki, 277). 1st in points with 151, 1st in goals with 63...Set franchise record in goals (61) and added an assist on March 21 vs. Lehigh Valley...Set franchise record for most points (145) by scoring twice, adding assist, +2, and was #1 star on March 11 at Bridgeport...Scored his first goal of the season for Worcester, fired a game high five shots, played in his 250th game as a member of the Worcester Sharks on Jan. 31 vs. Providence...Reassigned by St. Louis to Worcester from Chicago (AHL) on Jan 14...**2013-14:** Posted two points (1-1=2), four PIM's, 49 shots, and averaged 11:03 TOI in 36 games with San Jose this season...Was a significant contributor on the Sharks sixth-ranked penalty kill, averaging 1:11 of ice time per game...In 13 games with Worcester, McCarthy had seven points (3-4=7) and a plus-one rating in 13 games. **2012-13:** 7th in points (25), 8th in goals (9) and 6th in assists (16) in 65 games as Worcester's captain...3rd on the team in shots (128) and went 2-for-5 in the shootout (one shootout determining goal)...**2011-12:** Reached the 20-goal mark for the first time in his career, which led Worcester...First on team in points and 3rd in plus/minus (+7)...Named the Worcester Sharks Team MVP...Served as an alternate captain...Led all forwards with 199 shots on goal...Added 17 points on the power play (6-11=17)...**2010-11:** Scored his first career goal on Oct. 23 at Edmonton (Nikolai Khabibulin)...Registered his first NHL point (assist) at Colorado on Oct. 21...**2009-10:** Made his NHL debut on Jan. 9 vs. Detroit and played 11:06...Member of Worcester's "Crazed Rats" Line (with Dan DaSilva and Andrew Desjardins) which won the team's Unsung Heroes Award...Named to The Hockey News East All-Rookie Team...Led team and was 5th in the AHL with a +36. **2008-09:** Co-captain of the National Champions...Set career highs in goals, assists and points...Recipient of 2009 John B. Simpson Award, given to a BU senior on the basis of enthusiastic senior leadership...Received BU's "Unsung Hero" Award for the second time...**2007-08:** Five of his seven points were within the conference. **2006-07:** Appeared in all 39 games...Scored one power play goal, the first of his collegiate career...**2005-06:** Scored four points in his freshman year at Boston University...**2004-05:** Tied for team lead in games played.

CAREER STATISTICS							PLAYOFFS					
SEASON	CLUB	LEAGUE	GP	G	A	PTS	PIM	GP	G	A	PTS	PIM
2004-05	Des Moines	USHL	60	8	10	18	32	-	-	-	-	-
2005-06	Boston University	HE	32	2	2	4	12	-	-	-	-	-
2006-07	Boston University	HE	39	2	3	5	18	-	-	-	-	-
2007-08	Boston University	HE	38	4	3	7	24	-	-	-	-	-
2008-09	Boston University	HE	45	6	23	29	24	-	-	-	-	-
2009-10	Worcester	AHL	74	15	27	42	39	11	2	3	5	10
2010-11	San Jose	NHL	4	0	0	0	0	-	-	-	-	-
	San Jose	NHL	37	2	2	4	8	-	-	-	-	-
2011-12	Worcester	AHL	25	7	5	12	13	-	-	-	-	-
	San Jose	NHL	10	0	0	0	10	-	-	-	-	-
2012-13	Worcester	AHL	65	20	27	47	41	-	-	-	-	-
	Worcester	AHL	65	9	16	25	12	-	-	-	-	-
2013-14	San Jose	NHL	36	1	1	2	4	-	-	-	-	-
2014-15	Worcester	AHL	13	3	4	7	9	-	-	-	-	-
	Chicago	AHL	25	5	3	8	11	-	-	-	-	-
2015-16	Worcester	AHL	35	9	9	18	8	-	-	-	-	-
	San Jose	AHL	67	16	29	45	45	4	0	0	0	0
	San Jose	NHL	1	0	0	0	0	-	-	-	-	-
	NHL/Sharks Totals		88	3	3	6	22	-	-	-	-	-

Selected by San Jose in the 2006 NHL Entry Draft (7th round, 202nd overall). Signed by St. Louis as a free agent on July 8, 2014. Signed by San Jose as a free agent on July 2, 2015. Signed by San Jose (AHL) as a free agent on July 11, 2016



PATRICK McNALLY

POSITION: Defense | **SHOOTS:** Left

HEIGHT: 6' 2" | **WEIGHT:** 205 | **BORN:** 12/4/91 in Glen Head, New York

Acquired by San Jose from Vancouver in exchange for a seventh round selection (210th overall, previously acquired from the NY Islanders) in the 2015 NHL Draft.

2015-16: Made professional debut on Oct. 9 vs. Rockford...Scored first pro goal on Feb. 13 vs. San Antonio...2nd amongst Barracuda defensemen with a plus-9 rating...**2014-15:** Led all Harvard blueliners in points (21), goals (6), assists (15) and game-winning goals (2), and ranked 2nd amongst team defenders in plus/minus (+16) and 3rd in shots on goal (53)...Led all ECAC defensemen in goals (tied), T-3rd in points and plus/minus and T-4th in assists...Helped Harvard win the ECAC Championship and was named to the ECAC All-Tournament Team, ECAC Second Team All-Star and the All-Ivy League Second Team...Finished his collegiate career by playing in 82 games and tallying 60 points (14 goals, 46 assists) and a plus-7 rating...**2013-14:** Ranked 7th on Harvard in assists (7) and 9th in points (8)...**2012-13:** Appeared in just seven games due to an injury-shortened season...**2011-12:** Finished his rookie season 3rd in assists (22) and 4th in points (28) and penalty minutes (40)...Named to the ECAC Hockey All-League third team and All-Rookie squad and was named an ECAC Hockey Rookie of the Year finalist...Received the George Percy Award as Harvard's top rookie and was named the ECAC Rookie of the Month for December (2011).

CAREER STATISTICS

PLAYOFFS

SEASON	CLUB	LEAGUE	GP	G	A	PTS	PIM	GP	G	A	PTS	PIM
2008-09	Suffolk	MetJHL	52	25	41	66	72	7	6	5	11	4
2009-10	Milton Academy	USHS	28	14	21	35	-	-	-	-	-	-
2010-11	Milton Academy	USHS	28	22	29	51	-	-	-	-	-	-
2011-12	Harvard	ECAC	34	6	22	28	40	-	-	-	-	-
2012-13	Harvard	ECAC	7	1	2	3	6	-	-	-	-	-
2013-14	Harvard	ECAC	20	1	7	8	12	-	-	-	-	-
2014-15	Harvard	ECAC	21	6	15	21	10	-	-	-	-	-
2015-16	San Jose	AHL	35	1	2	3	17	2	0	0	0	0

Selected by Vancouver in the 2010 NHL Entry Draft (4th round, 115th overall). **Acquired by San Jose from Vancouver in exchange for a seventh round selection (210th overall, previously acquired from the NY Islanders) in the 2015 NHL Draft.**



JAMIE MURRAY

POSITION: Goaltender | **CATCHES:** Left

HEIGHT: 6' 3" | **WEIGHT:** 170 | **BORN:** 9/15/91 in Scituate, Massachusetts

Signed by San Jose (AHL) as a free agent on July 11, 2016.

2015-16: Ranked 4th nationally in GAA, T-3rd in shutouts and was 8th in save percentage in his senior campaign...Left Babson ranked 2nd in Division III history in save percentage (.940), 4th in career shutouts (16), 9th in GAA (1.69) and 14th in wins (62)...Set a school record scoreless minutes streak of 254:33...2016 awards include: Sid Watson Award Winner (AHCA Division III Player of the Year), USCHO Division III Player of the Year, New England Hockey Writers Association Division II/III Player of the Year, AHCA All-America East first team, D3hockey.com All-America and All-East Region, Conference Player of the Year, Conference Goaltender of the Year, All-Conference first team, Academic All-Conference and Hockey Humanitarian Award Finalist...**2014-15:** Tied for the Division III lead with a single-season program record six shutouts...Ranked 3rd nationally in save percentage, was 5th in the country in goals against average, and finished 4th among Division III goaltenders in wins...Awards include: AHCA All-America East first team, Conference Goaltender of the Year, All-Conference first team, Academic All-Conference and Hockey Humanitarian Award Finalist...**2013-14:** Finished 2nd nationally among all Division III goaltenders in wins and save percentage...Led all netminders in minutes played and posted the country's fourth-best goals against average...Set new single-season program records for GAA and shutouts (4)...Awards include: New England Hockey Writers Association Division II/III Player of the Year, AHCA All-America East first team, Conference Player of the Year, Conference Goaltender of the Year, All-Conference first team, Academic All-Conference and East Tournament Most Outstanding Player...**2012-13:** Named to the ECAC East All-Rookie Team...Earned Middlebury Holiday Classic All-Tournament team honors.

CAREER STATISTICS

PLAYOFFS

SEASON	CLUB	LEAGUE	GP	W-L-O	MINS	GA	SO	GAA	SV%	GP	W-L-O	MINS	GA	SO	GAA	SV%
2010-11	Bay State	EJHL	1	0-1-0	17	2	0	6.80	0.846	-	-	-	-	-	-	-
2011-12	Bay State	EJHL	3	1-1-0	167	10	0	3.58	0.888	-	-	-	-	-	-	-
2011-12	South Shore	EJHL	2	2-0-0	115	5	0	2.61	0.925	-	-	-	-	-	-	-
2012-13	Babson College	ECAC-E	13	8-4-1	777	29	2	2.24	0.922	-	-	-	-	-	-	-
2013-14	Babson College	ECAC-E	28	21-5-2	1679	42	4	1.50	0.948	-	-	-	-	-	-	-
2014-15	Babson College	ECAC-E	28	19-6-3	1681	47	6	1.68	0.940	-	-	-	-	-	-	-
2015-16	Babson College	ECAC-E	22	14-5-3	1338	36	4	1.61	0.940	-	-	-	-	-	-	-
	Allen	ECHL	4	1-0-2	208	5	0	1.44	0.963	-	-	-	-	-	-	-

Signed by San Jose (AHL) as a free agent on July 11, 2016.



2016-17 SAN JOSE SHARKS MEDIA GUIDE



DANIEL O'REGAN

POSITION: Center | **SHOOTS:** Right

HEIGHT: 5' 9" | **WEIGHT:** 180 | **BORN:** 1/30/94 in Berlin, Germany

Selected by San Jose in the 2012 NHL Entry Draft (5th round, 138th overall).

2015-16: Assistant captain of the Terriers...Appeared in all 39 games...Led Terriers in goals, assists and points...Named a Hockey East First Team All-Star...Became the 18th player in BU history to eclipse the 150-point mark in a career...Finished 3rd in the league in scoring during Hockey East play with 28 points on 10 goals and 18 assists...Semifinalist for the Walter Brown Award...Named Hockey East and CHN Player of the Week...Four-time Hockey East Top Performer (Nov. 23, Nov. 30, Feb. 8, Feb. 29, March 7)...**2014-15:** Named a Hockey East Second Team All-Star and a part of the NCAA Tournament's All-Regional Team...Doubled his points total during his Junior year (23-27=50)...7th in the NCAA in points...Ranked 2nd on his team in plus/minus (+40), 3rd in goals and points and 4th in assists...Appeared in all 41 games...**2013-14:** T-1st on his team in goals (10), 4th in assists (12), and 3rd in points (22)...Appeared in all 35 games for Boston University...Won a silver medal with Team USA at the 2014 WJC's, scoring a goal and registering a +1 rating...Picked up two goals in four games for Team USA during the 2013 Hockey National Junior Evaluation Camp (Aug. 3-10)...**2012-13:** In his freshman season at Boston University, finished T-2nd on the team in goals (16) and 1st overall in points (38)...32nd overall in the nation in points per game (0.97 PTS/GP) and T-4th in the nation in points per game by a freshman...Named to the College Hockey News' 2012-13 All-Rookie Team... Named the Hockey East Pro Ambitions Rookie of the Week on Mar. 11 and named to the Hockey East All-Rookie team on Mar. 20...Eight-time Hockey East Top Performer...**2011-12:** T-7th on USA in points at the U-18 World Jr. Championships...Father Tom attended BU as well and played in 61 NHL games for Pittsburgh.

CAREER STATISTICS							PLAYOFFS					
SEASON	CLUB	LEAGUE	GP	G	A	PTS	PIM	GP	G	A	PTS	PIM
2010-11	St. Sebastian's	HS-MA	27	25	25	50	10	-	-	-	-	-
2011-12	St. Sebastian's	HS-MA	27	21	35	56	8	-	-	-	-	-
	USA	USHL	7	3	2	5	0	-	-	-	-	-
	USA	U-18	6	1	3	4	0	-	-	-	-	-
2012-13	Boston University	HE	39	16	22	38	16	-	-	-	-	-
2013-14	Boston University	HE	35	10	12	22	14	-	-	-	-	-
	USA	U-20	4	1	0	1	4	-	-	-	-	-
2014-15	Boston University	HE	41	23	27	50	26	-	-	-	-	-
2015-16	Boston University	HE	39	17	27	44	16	-	-	-	-	-

Selected by San Jose in the 2012 NHL Entry Draft (5th round, 138th overall).



NOAH ROD (ROAD)

POSITION: Left Wing | **SHOOTS:** Left

HEIGHT: 5' 11" | **WEIGHT:** 195 | **BORN:** 6/7/96 in La Chaux-de-Fonds, Switzerland

Selected by San Jose in the 2014 NHL Draft (2nd round, 53rd overall).

2015-16: Set a career high in games played, goals, assists and points...Represented Switzerland at the U-20 World Jr. Championships and led the team in goals as an alternate captain; was named a Top-3 Player on his team...Posted three points in two Swiss Cup games...**2014-15:** Named a U-20 World Jr. Championships Top 3 Player on Team with three goals and three assists through six games for Switzerland...Youngest player to appear in 38 games with Genève-Servette HC...Played his first full season in Switzerland's highest professional league...**2013-14:** Played 31 games in his second season with Genève-Servette U20, ranking 1st on the team in points (37), 1st in goals (16), and 2nd in assists (21)...Played in all five of Switzerland's U18 WJC games, finishing the tournament T-2nd in assists (4) and 3rd in points (6) on his team...Finished the U18 WJC T-1st amongst all competitors in plus/minus, earning the U18 WJC Best Plus/Minus award...**2012-13:** In 33 games with Genève-Servette U20, he ranked T-1st in goals (14), 3rd in assists (17), 2nd in points (31), and 3rd in penalty minutes (62) on his team...Posted six points (2-4=6) in 15 international games with Switzerland's U17 and U18 teams.

CAREER STATISTICS							PLAYOFFS					
SEASON	CLUB	LEAGUE	GP	G	A	PTS	PIM	GP	G	A	PTS	PIM
2012-13	Geneve-Servette U17	Swiss Jr.	6	3	7	10	10	5	4	1	5	4
	Geneve-Servette U20	Swiss Jr.	33	14	17	31	62	6	5	2	7	34
2013-14	Geneve-Servette U20	Swiss Jr.	31	16	21	37	58	2	0	1	1	29
	Geneve-Servette	Swiss	28	1	2	3	8	12	1	3	4	4
2014-15	Switzerland	U-18	5	2	4	6	22	-	-	-	-	-
	Geneve-Servette HC	Swiss	38	1	3	4	22	10	2	1	3	6
	Switzerland	U-20	6	3	3	6	2	-	-	-	-	-
2015-16	Geneve-Servette HC	Swiss	44	7	9	16	12	6	2	2	4	0
	Geneve-Servette U20	Swiss Jr.	3	1	6	7	4	-	-	-	-	-
	Switzerland	U-20	6	4	2	6	6	-	-	-	-	-

Selected by San Jose in the 2014 NHL Draft (2nd round, 53rd overall).



ERIC ROY (WAH)

POSITION: Defense | **SHOOTS:** Right

HEIGHT: 6' 3" | **WEIGHT:** 180 | **BORN:** 10/24/94 in Beauval, Saskatchewan

Signed by San Jose (AHL) as a free agent on July 11, 2016.

2015-16: Split time between Allen (ECHL) and Lake Erie (AHL) in his first professional season...Ranked T-2nd in the ECHL amongst rookie defensemen (6th overall among blueliners) in goals...Ranked 2nd amongst ECHL d-men in points and goals during the playoffs as Allen won the Kelly Cup Championship...

Tied for the league lead in playoff plus/minus (+12)...Scored the game-winning goal and added two assists in Allen's Cup-clinching Game 6. **2014-15:** Participated in Canada's 2015 Summer Development camp...Finished the season T-10th amongst all QMJHL defensemen in points (43), despite skating in just 46 games due to injury...His 0.93 points per game ranked T-2nd amongst league blueliners (minimum 25 games played)...Led Sherbrooke defensemen in both points and assists (38)...Represented the QMJHL at the CHL's 2015 Top Prospects Game, recording an assist and a plus-1 rating for Team Orr...Represented Canada at the U-18 World Jr. Championships, recording four points (3-1=4), en route to a bronze medal...Named one of Canada's top-three players by his coaches...Named an alternate captain for Canada during the Hlinka Memorial Tournament and posted three assists in five games, as Canada won a gold medal...Named an alternate captain for Sherbrooke. **2013-14:** Led all QMJHL rookie defensemen in points (44), goals (14) and assists (30)...Awarded the Raymond Lagace Trophy as the QMJHL Defensive Rookie of the Year...Named to the QMJHL's All-Rookie Team...Posted the most points by a defenseman (5) as Quebec's captain at the World U-17 Hockey Challenge.

CAREER STATISTICS

PLAYOFFS

SEASON	CLUB	LEAGUE	GP	G	A	PTS	PIM	GP	G	A	PTS	PIM
2013-14	Sherbrooke	QMJHL	64	14	30	44	23	-	-	-	-	-
	Canada Quebec	WHC-17	6	1	4	5	17	-	-	-	-	-
2014-15	Sherbrooke	QMJHL	46	5	38	43	37	6	1	4	5	0
	Canada	U-18	7	3	1	4	2	-	-	-	-	-
2015-16	Allen	ECHL	52	14	16	30	24	23	5	16	21	8
	Lake Erie	AHL	10	1	3	4	0	-	-	-	-	-

Selected by Calgary in the 2013 NHL Draft (5th round, 135th overall). **Signed by San Jose (AHL) as a free agent on July 11, 2016.**



JEREMY ROY (WAH)

POSITION: Defense | **SHOOTS:** Right

HEIGHT: 6' | **WEIGHT:** 185 | **BORN:** 5/14/97 in Richelieu, Quebec

Selected by San Jose in the 2015 NHL Draft (2nd round, 31st overall).

2015-16: Ranked T-23rd in defensemen scoring in QMJHL...7th on team in points and 4th on team in assists; 2nd amongst team blueliners in points...Was named QMJHL "First Star" of the week on Sept. 28...Named an alternate captain for Sherbrooke Phoenix...Missed significant time due to injury. **2014-15:**

Participated in Canada's 2015 Summer Development camp...Finished the season T-10th amongst all QMJHL defensemen in points (43), despite skating in just 46 games due to injury...His 0.93 points per game ranked T-2nd amongst league blueliners (minimum 25 games played)...Led Sherbrooke defensemen in both points and assists (38)...Represented the QMJHL at the CHL's 2015 Top Prospects Game, recording an assist and a plus-1 rating for Team Orr...Represented Canada at the U-18 World Jr. Championships, recording four points (3-1=4), en route to a bronze medal...Named one of Canada's top-three players by his coaches...Named an alternate captain for Canada during the Hlinka Memorial Tournament and posted three assists in five games, as Canada won a gold medal...Named an alternate captain for Sherbrooke. **2013-14:** Led all QMJHL rookie defensemen in points (44), goals (14) and assists (30)...Awarded the Raymond Lagace Trophy as the QMJHL Defensive Rookie of the Year...Named to the QMJHL's All-Rookie Team...Posted the most points by a defenseman (5) as Quebec's captain at the World U-17 Hockey Challenge.

CAREER STATISTICS

PLAYOFFS

SEASON	CLUB	LEAGUE	GP	G	A	PTS	PIM	GP	G	A	PTS	PIM
2013-14	Sherbrooke	QMJHL	64	14	30	44	23	-	-	-	-	-
	Canada Quebec	WHC-17	6	1	4	5	17	-	-	-	-	-
2014-15	Sherbrooke	QMJHL	46	5	38	43	37	6	1	4	5	0
	Canada	U-18	7	3	1	4	2	-	-	-	-	-
2015-16	Sherbrooke	QMJHL	45	6	28	34	27	-	-	-	-	-

Selected by San Jose in the 2015 NHL Draft (2nd round, 31st overall).

**JOAKIM RYAN** (YO-kim)**POSITION:** Defense | **SHOOTS:** Left**HEIGHT:** 5' 11" | **WEIGHT:** 185 | **BORN:** 6/17/93 in Rumson, New Jersey

Selected by San Jose in the 2012 NHL Entry Draft (7th round, 198th overall).

2015-16: In his first full AHL season, led all Barracuda blueliners in points and plus/minus (+11)...Ranked 11th amongst rookie AHL d-men in points...Scored first AHL goal on Nov. 28 vs Texas in a 5-4 win...Ranked 1st on team with 3 points (three assists) in four playoff games...**2014-15:** Helped Cornell's penalty kill finish first in the nation (91.1 percent)...A member of the league's best power-play unit (tied) with a 20.3 percent success rate...Finished 2nd in assists (13) and 4th in points (14) on Cornell, despite an injury-shortened season (both categories ranked 1st among defensemen)...Finished his career at Cornell with 78 points (19-59=78) in 123 games, recording the most points from a defenseman since 2002-03...Named to the NCAA (ECAC) First All-Star Team and NCAA All-Ivy League First Team...Made his professional debut with Worcester on April 3 at Wilkes-Barre Scranton...Registered his first professional point (assist) with Worcester on April 7 at Portland...**2013-14:** Amongst all D-1 defenseman, he ranked 4th in goals per game (0.25) and 11th in points per game (0.75)...Selected to the All-Ivy League First Team, All-ECAC Hockey Second Team, and earned the Nicky Bawlf Award (Cornell MVP)...Appeared in all 32 games, finishing the season ranked T-2nd in points (24), and 3rd on the team in goals (8) assists (16) on his team...**2012-13:** T-3rd on the team in points (23) and ranked 1st overall in assists (20)...Also led the team in blocked shots (60) and PP points (11)...Ranked 6th in the nation in assists per game by defensemen (0.59 A/GP)...All-Ivy League Second Team selection...**2011-12:** Set a program record for goals scored by a freshman defenseman (7)...2nd amongst team defensemen in points (7-10=17)...Named ECAC Hockey Rookie of the Week on Oct. 31...**2010-11:** Won the Clark Cup in Dubuque's first year in the USHL...8th amongst league defensemen in points (3-29=32).

CAREER STATISTICS**PLAYOFFS**

SEASON	CLUB	LEAGUE	GP	G	A	PTS	PIM	GP	G	A	PTS	PIM
2010-11	Dubuque	USHL	53	3	29	32	26	-	-	-	-	-
2011-12	Cornell	ECAC	34	7	10	17	20	-	-	-	-	-
2012-13	Cornell	ECAC	34	3	20	23	12	-	-	-	-	-
2013-14	Cornell	ECAC	32	8	16	24	27	-	-	-	-	-
2014-15	Cornell	ECAC	23	1	13	14	27	-	-	-	-	-
	Worcester	AHL	7	0	2	2	2	-	-	-	-	-
2015-16	San Jose	AHL	66	2	26	28	26	4	0	3	3	0

Selected by San Jose in the 2012 NHL Entry Draft (7th round, 198th overall).

**ALEX SCHOENBORN** (SHANE-born)**POSITION:** Right Wing | **SHOOTS:** Right**HEIGHT:** 6' 1" | **WEIGHT:** 200 | **BORN:** 12/12/95 in Minot, North Dakota

Selected by San Jose in the 2014 NHL Draft (3rd round, 72nd overall).

2015-16: Made pro debut on April 1 vs. Bakersfield...Ranked 2nd on Portland in points, 2nd on team in goals and T-3rd on team in power-play goals...Named an alternate captain for Portland...Set career highs in goals, assists and points...Was the only player on his team to post 20 more goals and 50 or more penalty minutes...**2014-15:** Appeared in all 17 of his team's playoff games, recording the third-most penalty minutes (18), as his team advanced to the third round of the 2015 WHL Playoffs...Ranked 3rd on his team in penalty minutes (66), 6th in goals (15), 9th in points (33) and 10th in assists (18), despite missing time due to injury...**2013-14:** Increased his offensive output in his second OHL season, finishing the year ranked 8th on his team in goals (18) and 10th in points (36)...Led the team in penalty minutes (121)...One of only two players on his team to play in all 72 regular season games...Advanced to the WHL championship game with the Winterhawks, playing in all 21 games and finishing 2nd on the team in penalty minutes (41)...**2012-13:** In his first season in the OHL, accrued 22 penalty minutes in 20 games and registered two points (1-1=2).

CAREER STATISTICS**PLAYOFFS**

SEASON	CLUB	LEAGUE	GP	G	A	PTS	PIM	GP	G	A	PTS	PIM
2012-13	Portland	WHL	20	1	1	2	22	-	-	-	-	-
	Wenatchee	NAHL	10	0	1	1	34	-	-	-	-	-
2013-14	Portland	WHL	72	18	18	36	121	21	3	2	5	41
2014-15	Portland	WHL	49	15	18	33	66	17	3	1	4	18
2015-16	Portland	WHL	67	27	30	57	80	4	1	0	1	8
	San Jose	AHL	1	0	0	0	0	-	-	-	-	-
	Allen	ECHL	2	0	1	1	0	-	-	-	-	-

Selected by San Jose in the 2014 NHL Draft (3rd round, 72nd overall).



MARCUS SORENSEN

POSITION: Right Wing | **SHOOTS:** Left

HEIGHT: 5' 10" | **WEIGHT:** 175 | **BORN:** 4/7/92 in Sodertalje, Sweden

Signed by San Jose as a free agent on May 13, 2016.

2015-16: Ranked 4th on Djurgarden in scoring, T-6th in assists (19) and T-3rd in plus/minus (+12) in 47 games...Ranked 4th on the team in playoff scoring...**2014-15:** Named SHL Rookie of the Year after leading team in scoring with 32 points...Ranked 1st on the team in goals, shots on goal (120), game-winning goals (5) and 2nd in time on ice amongst team forwards (18:05)...Led all league rookies in goals and 2nd in points...**2013-14:** Ranked T-4th on the team in points...Posted 12 points in 10 round robin tournament games, helping his team earn a promotion to the Swedish Hockey League (SHL)...**2012-13:** Ranked 5th on the team in points...Teammates with former Sharks defenseman Douglas Murray...Tied for the team lead in playoff goals and T-2nd in points...**2011-12:** Posted five points and 55 penalty minutes before being promoted to the Allsvenskan...**2010-11:** Posted over a point-per-game pace in Swedish's Jr. level.

CAREER STATISTICS

SEASON	CLUB	LEAGUE	GP	G	A	PTS	PIM	GP	G	A	PTS	PIM
2010-11	Djurgardens	Sweden	8	1	1	2	0	-	-	-	-	-
	Skelleftea J20	Sweden Jr.	31	14	22	36	53	4	3	0	3	2
2011-12	Skelleftea	Sweden	1	0	0	0	0	-	-	-	-	-
	Skelleftea J20	Sweden Jr.	8	2	3	5	57	-	-	-	-	-
	Boras	Sweden Jr.	29	8	9	17	55	-	-	-	-	-
2012-13	Djurgardens	Sweden Jr.	46	10	13	23	38	-	-	-	-	-
2013-14	Djurgardens	Sweden Jr.	43	13	17	30	34	-	-	-	-	-
2014-15	Djurgardens	Sweden	50	17	15	32	30	-	-	-	-	-
2015-16	Djurgardens	Sweden	47	15	19	34	34	8	1	5	6	14

Selected by Ottawa in the 2010 NHL Entry Draft (4th round, 106th overall). **Signed by San Jose as a free agent on May 13, 2016.**



MATT WILLOWS

POSITION: Right Wing | **SHOOTS:** Right

HEIGHT: 5' 9" | **WEIGHT:** 185 | **BORN:** 7/24/91 in Congers, New York

Signed by San Jose (AHL) as a free agent on July 11, 2016.

2015-16: Named ECHL Rookie of the Year after leading the Florida Everblades in points...Also named to the ECHL All-Rookie Team...Led all league rookies, and ranked 6th overall, in points...Tied for the team lead in playoff points...**2014-15:** Posted a career high in goals as the captain of UNH, and recorded 104 consecutive games played to end his career as a Wildcat...Ranked 2nd on the team in points and T-9th in Hockey East in scoring...**2013-14:** Named a co-recipient of UNH's Guy Smith Award as the team's best forward...Led the team in game-winning goals (6) and shorthanded goals (2)...Ranked 3rd on the team in points and goals, setting a career high in assists and points...**2012-13:** Named UNH's Most Improved Player...Ranked T-7th on the team in goals...**2011-12:** A Hockey East All-Academic Team selection in his Freshman season...**2010-11:** Led the league in points during the regular season and playoffs...Named EJHL Offensive Player of the Year.

CAREER STATISTICS

SEASON			PLAYOFFS									
SEASON	CLUB	LEAGUE	GP	G	A	PTS	PIM	GP	G	A	PTS	PIM
2009-10	Jersey	EJHL	43	29	29	58	38	3	1	4	5	2
2010-11	Jersey	EJHL	40	27	43	70	43	8	5	7	12	22
2011-12	U. of New Hampshire	HE	20	0	3	3	2	-	-	-	-	-
2012-13	U. of New Hampshire	HE	29	8	5	13	38	-	-	-	-	-
2013-14	U. of New Hampshire	HE	41	18	21	39	20	-	-	-	-	-
2014-15	U. of New Hampshire	HE	40	19	16	35	36	-	-	-	-	-
	Worcester	AHL	11	3	2	5	5	-	-	-	-	-
2015-16	Florida	ECHL	71	23	43	66	25	6	2	4	6	2

Selected by Ottawa in the 2010 NHL Entry Draft (4th round, 106th overall). **Signed by San Jose (AHL) as a free agent on July 11, 2016.**



GAGE AUSMUS

POSITION: Defense | **SHOOTS:** Left | **HEIGHT:** 6' 1" | **WEIGHT:** 215 | **BORN:** 4/22/95 in East Grand Forks, Minnesota
Selected by San Jose in the 2013 NHL Draft (5th round, 151st overall)

2015-16: Named 2016-17 team captain and is one of only four players in University of North Dakota's history to be named captain twice in their tenure...Led the team and ranked second in the NCHC with 91 blocked shots...Recorded a new career-high in points... Appeared in 78 consecutive games prior to the NCHC Quarterfinals...Blocked a season-high seven shots in the Fighting Hawks home opener...Received North Dakota's Archie Krum Memorial Athletic Scholarship given to the player who demonstrates leadership qualities, high academic standards and athletic excellence...**2014-15:** Named University of North Dakota captain for the 2015-16 season...Led the team with a career-best plus-15...Ranked 9th nationally with a team-leading 86 blocked shots...Helped North Dakota advance to its second consecutive NCAA Frozen Four and capture its first Penrose Cup as NCHC regular-season champion... One of just 13 players in the NCAA to have appeared in all 42 regular season games...**2013-14:** As a freshman at the University of North Dakota, played in 21 games and finished 2nd on the blueline in PIM/GP (0.62)...**2012-13:** Will attend the University of North Dakota in 2013-14...Participated in Team USA's 2013 National Junior Evaluation Camp...Helped Team USA win the silver medal at the 2013 U-18 World Junior Championships and T-2nd on the team in plus/minus (+5)...Led Team USA in plus/minus (+17) in 26 USHL games...Overall with the U.S. National U-18 team, T-2nd in plus/minus (+22) and T-4th amongst team defensemen in points (14) in 62 games...**2011-12:** 5th on the U.S. National U-17 team in PIM (60)...Played in five games at the World U-17 Hockey Challenge.

CAREER STATISTICS							PLAYOFFS					
SEASON	CLUB	LEAGUE	GP	G	A	PTS	PIM	GP	G	A	PTS	PIM
2010-11	Great Plains	MN Elite	14	2	0	2	10	1	0	0	0	0
	East Grand Forks	HS	15	3	8	11	10	2	1	0	1	0
2011-12	USA Nat. Under-17	USND/USHL	54	2	4	6	60	1	0	0	0	0
	USA	U-17 W. Ch.	5	0	0	0	4	-	-	-	-	-
2012-13	USA Nat. Under-18	USND/USHL	66	2	12	14	56	-	-	-	-	-
	USA	U-18	7	0	2	2	6	-	-	-	-	-
2013-14	North Dakota	NCHC	21	2	1	3	13	-	-	-	-	-
2014-15	North Dakota	NCHC	42	2	4	6	36	-	-	-	-	-
2015-16	North Dakota	NCAA	42	0	11	11	33	-	-	-	-	-

Selected by San Jose in the 2013 NHL Draft (5th round, 151st overall)

RUDOLFS BALCERS

POSITION: Left Wing | **SHOOTS:** Left | **HEIGHT:** 5' 11" | **WEIGHT:** 165 | **BORN:** 4/8/97 in Liepaja, Latvia
Selected by San Jose in the 2015 NHL Draft (5th round, 142nd overall)

2015-16: Will play for the Kamloops Blazers of the WHL in 2016-17...Recorded new career-highs in games played, points, goals and plus/minus (+24) during his second season with Stavanger Oilers of Norway's highest professional league...His 10 points (6-4-10) during the playoffs were T-3rd on the team and helped the Oilers win their fifth consecutive Norwegian Championship...Youngest player to appear in full season and collect 24 points with Stavanger...Contributed two points (1-1=2) in five games with Latvia at the U-20 World Jr. Championships (DIA), winning a gold medal...**2014-15:** Youngest player (18) to appear in full season with Stavanger Oilers of Norway's highest professional league...His 21 points (8-13=21) and plus-14 helped the Stavanger Oilers finish the year with the best regular season record and win their fourth straight Norwegian Championship...Finished the Norway U-20 playoffs T-1st in goals (14) and 4th in points (23)...Won a silver medal with Stavanger Oilers U-20...Appeared in five games with Latvia at the U-20 World Jr. Championships (DIA), winning a bronze medal...**2013-14:** Helped Latvia win a gold medal at the U-18 World Jr. Championships (DIA), registering two assists and a plus-3 rating...Earned the Most Goals Award by leading Norway U-18 with 35 goals...Led Viking Hockey U-18 in goals, assists (23), points (58) and plus/minus (+17)...**2012-13:** Started the year with Lorenskog U-18, before joining Lorenskog U-20 and winning a silver medal...**2011-12:** 6th on his team in points, despite being the second-youngest member of the roster.

CAREER STATISTICS							PLAYOFFS					
SEASON	CLUB	LEAGUE	GP	G	A	PTS	PIM	GP	G	A	PTS	PIM
2011-12	Lorenskog	Norway U17	21	15	9	24	8	-	-	-	-	-
2012-13	Lorenskog	Norway U18	26	20	17	37	26	2	3	1	4	2
	Lorenskog	Norway U20	2	1	1	2	0	4	0	1	1	0
2013-14	Viking Hockey	Norway U18	22	35	23	58	20	3	3	2	5	0
	Viking	Norway2	10	6	3	9	4	-	-	-	-	-
	Stavanger Oilers	Norway	2	0	1	1	0	-	-	-	-	-
	Latvia	U-18 DIA	5	0	2	2	0	-	-	-	-	-
2014-15	Stavanger Oilers	Norway U20	7	6	3	9	2	12	14	9	23	14
	Stavanger Oilers	Norway	36	8	13	21	8	-	-	-	-	-
	Latvia	U-18 DIA	6	2	4	6	2	-	-	-	-	-
	Latvia	U-20 DIA	5	2	0	2	4	-	-	-	-	-
2015-16	Stavanger Oilers	Norway Jr.	2	0	1	1	0	-	-	-	-	-
	Stavanger Oilers	Norway	43	15	9	24	16	17	6	4	10	4
	Latvia	U-20 DIA	5	1	1	2	4	-	-	-	-	-

Selected by San Jose in the 2015 NHL Draft (5th round, 142nd overall).



FREDRIK BERGVIK (BAIRG-VIHK)

POSITION: Goaltender | **CATCHES:** Left | **HEIGHT:** 6' 1" | **WEIGHT:** 175 | **BORN:** 2/14/95 in Stockholm, Sweden
Selected by San Jose in the 2013 NHL Draft (4th round, 117th overall)

2015-16: Split time between Mora IK J20, Mora IK and Tranås AIF in Sweden's junior league...2014-15: 4th in the Swedish junior league (SuperElit) in goals-against average (2.34) in 27 games with Frolunda J20...**2014-15:** 4th in the Swedish junior league (SuperElit) in goals-against average (2.34) in 27 games with Frolunda J20...**2013-14:** Was named to Team Sweden for the 5 Nations Tournament...**2012-13:** Led the Swedish junior league (SuperElit) in goals-against average (1.29) and save percentage (.950) in 14 games with Frolunda J20...**2011-12:** Split time in the Swedish junior leagues with Frolunda J18 (J18 Elit and J18 Allsvenskan)...1st in J18 Allsvenskan South in goals-against average (1.88; min. five games) and save percentage (.920)...Helped Frolunda J18 win the bronze medal in league play...**2010-11:** Split time between three Swedish junior leagues, playing in TV-Pucken, U16 SM and J18 Elit...Finished with the best save percentage in the U16 SM.

CAREER STATISTICS										PLAYOFFS							
SEASON	CLUB	LEAGUE	GP	W-L-O	MINS	GA	SO	GAA	SV%	GP	W-L	MINS	GA	SO	GAA	SV%	
2010-11	Djurgardens	U16 SM	4	-	-	-	-	2.51	.924	-	-	-	-	-	-	-	
	Djurgardens	J18 Elit	1	-	-	-	-	1.00	.944	-	-	-	-	-	-	-	
2011-12	Frolunda	J18 Elit	13	-	-	-	-	2.46	.890	-	-	-	-	-	-	-	
	Frolunda	J18 Allsvenskan	8	-	-	-	-	1.88	.920	-	-	-	-	-	-	-	
2012-13	Frolunda	J18 Elit	6	-	-	-	-	2.44	.896	-	-	-	-	-	-	-	
	Frolunda	J18 Allsvenskan	2	-	-	-	-	2.99	.902	3	-	-	-	-	4.55	.900	
	Frolunda	SuperElit	14	-	-	-	-	1.29	.950	-	-	-	-	-	-	-	
2013-14	Frolunda	Sweden Jr.	32	-	-	-	-	2.60	.904	3	-	-	-	-	3.03	.889	
	Frolunda	Sweden	1	-	-	-	-	5.34	.842	-	-	-	-	-	-	-	
2014-15	Frolunda	SuperElit	27	-	-	-	-	2.34	.912	5	-	-	-	-	3.75	.870	
2015-16	Mora U-20	Sweden Jr.	4	-	-	-	-	2.55	.910	-	-	-	-	-	-	-	
	Mora IK	Sweden Jr.	5	0-4-0	258	16	0	3.72	.849	-	-	-	-	-	-	-	
	Tranas AIF	Sweden Jr.	4	-	-	-	-	1.94	.922	-	-	-	-	-	-	-	

Selected by San Jose in the 2013 NHL Draft (4th round, 117th overall).

JOACHIM BLICHFELD (YO-kim)

POSITION: Left Wing | **SHOOTS:** Right | **HEIGHT:** 6' 2" | **WEIGHT:** 180 | **BORN:** 7/17/98 in Frederikshavn, Denmark
Selected by San Jose in the 2016 NHL Draft (7th round, 210th overall).

2015-16: Slated to play the 2016-17 season with the Portland Winterhawks of the WHL...Led all Denmark skaters in points and goals at the U-18 World Jr. Championships...T-12th in the tournament in goals...Finished 3rd on Malmö (U-20) in points and 2nd in goals...**2014-15:** Split time between Malmö's Elit and Allsvenskan squads, leading both teams in goals and points...Helped Denmark win the gold medal at the U-18 D1A World Jr. Championships.

CAREER STATISTICS							PLAYOFFS					
SEASON	CLUB	LEAGUE	GP	G	A	PTS	PIM	GP	G	A	PTS	PIM
2014-15	Malmö U-18	Sweden Jr.	20	11	5	16	14	-	-	-	-	-
	Malmö U-18 Alls.	Sweden Jr.	17	9	10	19	6	2	0	1	1	0
	Denmark	U-18 D1A	4	0	0	0	0	-	-	-	-	-
2015-16	Malmö U-18 Alls.	Sweden Jr.	2	0	0	0	0	5	5	3	8	2
	Malmö U-20	Sweden Jr.	45	15	13	28	10	3	2	0	2	0
	Denmark	U-18	7	4	2	6	2	-	-	-	-	-

Selected by San Jose in the 2016 NHL Draft (7th round, 210th overall).



KARLIS CUKSTE (CAR-lis CUCK-stee)

POSITION: Defense | **SHOOTS:** Left | **HEIGHT:** 6' 1" | **WEIGHT:** 205 | **BORN:** 6/17/97 in Riga, Latvia
Selected by San Jose in the 2015 NHL Draft (5th round, 130th overall).

2015-16: Recorded four goals and 11 assists during his first season in the USHL...His three assists and plus-5 rating in five games for Latvia during the U-20 World Jr. Championships (DIA) were T-1st, as Latvia won the gold medal...Named Best Defenseman during the U-20 World Jr. Championships (DIA)...**2014-15:** Lone player on HK Riga and one of just six players in the MHL to appear in all 56 games during his rookie season...T-2nd on Latvia in points (6) at the U-18 World Jr. Championships...Ranked 2nd amongst all defensemen in points at the U-18 World Jr. Championships...Won a bronze medal with Latvia at the U-20 World Jr. Championships (DIA)...**2013-14:** Ranked 1st among SK Riga 18 defensemen in goals (9), assists (14) and points (23)...Won a gold medal with Latvia at the U-18 World Jr. Championships (DIA)...**2012-13:** Helped SK Riga 16 win the Latvia U-18 Championship, registering 9 goals and 11 assists in 19 games...Ranked 1st among team defensemen in goals, assists, points (20) and plus/minus (+24)...Finished 1st in the league in points from a defenseman.

CAREER STATISTICS							PLAYOFFS					
SEASON	CLUB	LEAGUE	GP	G	A	PTS	PIM	GP	G	A	PTS	PIM
2012-13	SK Riga	Latvia U18	19	9	11	20	24	-	-	-	-	-
2013-14	SK Riga	Latvia U20	22	9	14	23	16	-	-	-	-	-
2014-15		U-18 DIA	5	1	1	2	0	-	-	-	-	-
	HS Prizma	Latvia U18	3	2	2	4	0	-	-	-	-	-
	HK Riga	MHL	56	7	8	15	40	3	0	0	0	0
	Latvia	U-18 DIA	6	2	4	6	8	-	-	-	-	-
	Latvia	U-20 DIA	5	1	2	3	2	-	-	-	-	-
2015-16	Chicago	USHL	44	4	11	15	10	-	-	-	-	-
	Latvia U20	U-20 DIA	5	0	3	3	6	-	-	-	-	-

Selected by San Jose in the 2015 NHL Draft (5th round, 130th overall).

EMIL GALIMOV (gah-LEE-mawv)

POSITION: Left Wing | **SHOOTS:** Left | **HEIGHT:** 6' 1" | **WEIGHT:** 175 | **BORN:** 5/9/92 in Nizhnekamsk, Russia
Selected by San Jose in the 2013 NHL Draft (7th round, 207th overall)

2015-16: Recorded new career-highs in assists, points, plus/minus (+21) and penalty minutes...T-10th in the KHL with a plus-10...**2014-15:** Appeared in 50+ games for first time in his career...Ranked 6th on his team in plus/minus (+7)...Finished 10th on Lokomotiv in points (18)...**2013-14:** Finished 4th on the team in goals (7) and 7th on the team in points (12)...Ended the postseason 7th on the team in plus/minus (+2)...**2012-13:** Spent time between the KHL and its minor leagues (VHL and MHL), posting 12-15=27 in 40 combined games...T-5th on Lokomotiv (KHL) in points (20) despite playing in just 33 games...T-8th on the team in goals (8) and 4th in assists (13)...5th on the team in plus/minus (+8) and spent most of the year on the team's first line...**2011-12:** Tied for the Lokomotiv (VHL) team lead with nine goals and T-3rd in points (13) despite playing in just 17 games...T-4th on Lokomotiv in playoff points (5) in 10 games...Scored one goal in six games at the 2011 Subway Super Series...Began the season with Neftekhimik (KHL) before joining Lokomotiv...**2010-11:** 6th on Reaktor (MHL) in goals (11) despite playing in just 27 games...Tied for the team lead with three playoff goals...Made his KHL debut with Neftekhimik...**2009-10:** T-7th on Russia in points (3) in seven games at the U-18 World Junior Championships.

CAREER STATISTICS							PLAYOFFS					
SEASON	CLUB	LEAGUE	GP	G	A	PTS	PIM	GP	G	A	PTS	PIM
2009-10	Reaktor	MHL	32	6	4	10	69	1	0	1	1	0
	Russia	U-18	7	2	1	3	10	-	-	-	-	-
2010-11	Neftekhimik	KHL	18	1	1	2	4	-	-	-	-	-
	Reaktor	MHL	27	11	7	18	34	5	3	0	3	27
2011-12	Neftekhimik	KHL	8	0	0	0	2	-	-	-	-	-
	Reaktor	MHL	9	5	4	9	33	-	-	-	-	-
	Lokomotiv	VHL	17	9	4	13	12	10	2	3	5	10
	Lokomotiv	MHL	8	4	5	9	2	-	-	-	-	-
2012-13	Lokomotiv	KHL	33	7	13	20	10	6	0	2	2	6
	Lokomotiv	VHL	5	4	1	5	4	-	-	-	-	-
	Lokomotiv	MHL	2	1	1	2	2	-	-	-	-	-
2013-14	Lokomotiv	KHL	43	7	5	12	24	18	1	3	4	8
2014-15	Lokomotiv	KHL	54	9	9	18	26	6	0	2	2	8
2015-16	Lokomotiv	KHL	49	9	14	23	52	5	0	1	1	2

Selected by San Jose in the 2013 NHL Draft (7th round, 207th overall).



DYLAN GAMBRELL (GAM-brell)

POSITION: Center | **SHOOTS:** Right | **HEIGHT:** 6' 0" | **WEIGHT:** 185 | **BORN:** 8/26/96 in Bonney Lake, Washington
Selected by San Jose in the 2016 NHL Draft (2nd round, 60th overall)

2015-16: Received the Barry Sharp Award as Denver's top rookie...Recorded the 12th-best scoring total by a freshman in Denver history with 17 goals and 30 assists in 41 games...Finished 2nd on the Pioneers in points, assists and goals and finished 4th in plus/minus (+14)...Ranked T-8th in the NCAA in assists and T-14th in points...Earned All-Tournament Honors at the NCAA West Regional with five points (two goals, three assists) in two games...Named to the NCHC All-Rookie Team...Finalist for the NCHC Rookie of the Year Award...Named NCHC Rookie of the Week five times and Rookie of the Month in February...**2014-15:** Led the team in playoff goals (8) and ranked T-3rd in playoff points (14)...T-5th in the BCHL in playoff goals...T-2nd on his team in points (54) and 3rd in goals (24) and assists (30)...Committed to Michigan Tech (NCAA) in the Fall of 201...**2013-14:** Played in 42 games, registering eight points (2-6=8) and 20 PIM's in his first season with Des Moines...**2012-13:** Has committed to Michigan Tech (NCAA) in the fall of 2014...Will play for Sioux City (USHL) in 2013-14...Named a finalist for Minnesota's Mr. Hockey award...Led Tartan High School goals (29), points (56) and game-winning goals (5) and ranked 2nd in assists (27)...Scored a hat trick in Tartan's lone playoff game...Joined Waterloo (USHL) at the end of the season and scored one goal in two games...**2011-12:** Led the team in goals (24) and points (43) in 25 games...3rd in assists (19)...**2010-11:** Led the team in goals (15), points (25) and T-2nd in assists (10).

CAREER STATISTICS

PLAYOFFS

SEASON	CLUB	LEAGUE	GP	G	A	PTS	PIM	GP	G	A	PTS	PIM
2010-11	Tartan High	HS	25	15	10	25	18	1	1	0	1	0
2011-12	Tartan High	HS	25	24	19	43	28	2	1	0	1	2
	Metro Northeast	MEPDL	11	3	1	4	0	-	-	-	-	-
2012-13	Tartan High	HS	25	29	27	56	10	1	3	0	3	0
	Team Northeast	HS	21	10	4	14	10	-	-	-	-	-
	Waterloo	USHL	2	1	0	1	0	-	-	-	-	-
2013-14	Des Moines	USHL	42	2	6	8	20	-	-	-	-	-
2014-15	Nanaimo	BCHL	52	24	30	54	34	22	8	6	14	10
2015-16	Univ. of Denver	NCHC	41	17	30	47	19	-	-	-	-	-

Selected by San Jose in the 2016 NHL Draft (2nd round, 60th overall).

NOAH GREGOR

POSITION: Center | **SHOOTS:** Left | **HEIGHT:** 5' 11" | **WEIGHT:** 180 | **BORN:** 1/28/98 in Beaumont, Alberta
Selected by San Jose in the 2016 NHL Draft (4th round, 111th overall).

2015-16: Ranked 2nd in the WHL in points, T-1st in assists and 4th in goals amongst rookie skaters...His 15 power-play goals ranked 2nd and his 5 game-winning goals ranked T-3rd amongst first-year WHL players...Ranked 3rd on his team in goals, assists and points...Selected to the CHL Top Prospects Game...Represented Canada at the U-18 World Jr. Championships...**2014-15:** An injury limited him to 10 games in his first season with Moose Jaw...**2013-14:** Led the Albert Midget Hockey League in goals and points in only 35 games...Named to the AMHL Second All-Star Team...**2012-13:** Helped his team with the Alberta Cup Championship.

CAREER STATISTICS

PLAYOFFS

SEASON	CLUB	LEAGUE	GP	G	A	PTS	PIM	GP	G	A	PTS	PIM
2013-14	Leduc AAA	AMHL	35	21	30	51	26	-	-	-	-	-
2014-15	Moose Jaw	WHL	10	2	4	6	0	-	-	-	-	-
2015-16	Moose Jaw	WHL	72	28	45	73	33	10	3	6	9	4
	Canada	U-18	5	0	2	2	2	-	-	-	-	-

Selected by San Jose in the 2016 NHL Draft (4th round, 111th overall).



JAKE JACKSON

POSITION: Left Wing | **SHOOTS:** Left | **HEIGHT:** 5' 11" | **WEIGHT:** 190 | **BORN:** 12/5/94 in Oakdale, Minnesota
Selected by San Jose in the 2013 NHL Draft (7th round, 201st overall)

2015-16: Recorded one goal in 11 games as a freshman at Michigan Tech...Recorded a season-best four shots vs. Laurentian on October 10. **2014-15:** Led the team in playoff goals (8) and ranked T-3rd in playoff points (14)...T-5th in the BCHL in playoff goals...T-2nd on his team in points (54) and 3rd in goals (24) and assists (30)...Committed to Michigan Tech (NCAA) in the Fall of 201... **2013-14:** Played in 42 games, registering eight points (2-6=8) and 20 PIM's in his first season with Des Moines... **2012-13:** Has committed to Michigan Tech (NCAA) in the fall of 2014...Will play for Sioux City (USHL) in 2013-14...Named a finalist for Minnesota's Mr. Hockey award...Led Tartan High School goals (29), points (56) and game-winning goals (5) and ranked 2nd in assists (27)...Scored a hat trick in Tartan's lone playoff game...Joined Waterloo (USHL) at the end of the season and scored one goal in two games... **2011-12:** Led the team in goals (24) and points (43) in 25 games...3rd in assists (19)...**2010-11:** Led the team in goals (15), points (25) and T-2nd in assists (10).

CAREER STATISTICS							PLAYOFFS					
SEASON	CLUB	LEAGUE	GP	G	A	PTS	PIM	GP	G	A	PTS	PIM
2010-11	Tartan High	HS	25	15	10	25	18	1	1	0	1	0
2011-12	Tartan High	HS	25	24	19	43	28	2	1	0	1	2
2012-13	Metro Northeast	MEPDL	11	3	1	4	0	-	-	-	-	-
	Tartan High	HS	25	29	27	56	10	1	3	0	3	0
	Team Northeast	HS	21	10	4	14	10	-	-	-	-	-
	Waterloo	USHL	2	1	0	1	0	-	-	-	-	-
2013-14	Des Moines	USHL	42	2	6	8	20	-	-	-	-	-
2014-15	Nanaimo	BCHL	52	24	30	54	34	22	8	6	14	10
2015-16	Michigan Tech	WCHA	11	1	0	1	17	-	-	-	-	-

Selected by San Jose in the 2013 NHL Draft (7th round, 201st overall).

JAKE KUPSKY

POSITION: Goaltender | **CATCHES:** Left | **HEIGHT:** 6' 3" | **WEIGHT:** 205 | **BORN:** 10/27/95 in Waukesha, Wisconsin
Selected by San Jose in the 2015 NHL Draft (7th round, 193rd overall).

2015-16: Appeared in 10 games as a freshman, compiling a 2-3-1 record...Became the first goaltender in program history to post a shutout in his first career start...Named to the ECAC Hockey All-Academic Team...ECAC Hockey Goaltender of the Week for the week ending on Oct. 20...**2014-15:** 8th in the NAHL in goals-against average (2.16) and save percentage (.911)...3rd in goals-against average (1.86) and T-3rd in save percentage (.930) in the NAHL playoffs...Played in nine of 10 playoff games for Lone Star...Committed to Union College in the Fall...**2013-14:** First player in his high school's history to earn a college scholarship for hockey...3rd in the USHS in save percentage (.944)...**2012-13:** Played in a career-best 23 games for Waukesha High).

CAREER STATISTICS									PLAYOFFS							
SEASON	CLUB	LEAGUE	GP	W-L-O-SO	MIN	GA	SO	GAA	SV%	GP	W-L	MIN	GA	SO	GAA	SV%
2010-11	Waukesha High	USHS	9	-	-	-	-	4.02	.879	1	-	-	-	-	0.00	1.000
2011-12	Waukesha High	USHS	10	-	-	-	-	1.55	.949	1	-	-	-	-	2.04	.935
2012-13	Waukesha High	USHS	23	-	-	-	-	2.28	.918	3	-	-	-	-	1.94	.947
2013-14	Waukesha High	USHS	22	-	-	-	-	1.60	.944	3	-	-	-	-	1.00	.962
2014-15	Lone Star	NAHL	30	19-4-2-2	1670	60	2	2.16	.911	9	6-3	581	18	0	1.86	.930
2015-16	Union College	ECAC	10	2-3-1	450	24	1	3.20	.891	-	-	-	-	-	-	-

Selected by San Jose in the 2015 NHL Draft (7th round, 193rd overall).



MAXIM LETUNOV

POSITION: Center | **SHOOTS:** Left | **HEIGHT:** 6'4" | **WEIGHT:** 175 | **BORN:** 2/20/96 in Moskva, Russia

Acquired, along with a sixth-round selection in the 2017 NHL Draft, from Arizona in exchange for a fourth-round selection (120th overall, traded to NY Islanders via Philadelphia) in the 2016 NHL Draft and a third-round selection in the 2017 NHL Draft, June 20, 2016.

2015-16: Named to the Hockey East All-Rookie team and a Hockey East Second Team All-Star...First Husky to record a 40 point season since 2011-12 (Cole Schneider) and just the fourth player to hit the mark during the Division I era (1998-present)...Set new UConn Division I rookie scoring records for points, goal and assists...His 40 points ranked as the fourth highest total in UConn's Division I record book...His 24 assists T-3rd in the UConn DI record book...Was named the National Rookie of the Month and the Hockey East Rookie of the Month for October...Won a Hockey East Player of the Week and Rookie of the Week award during the season...Finished T-8th in Hockey East in points, T-10th in goals and T-11th in assists...On the power play, he had 22 points (3g-19a), 2nd among Hockey East leaders...Was T-5th nationally in power-play points and his 19 assists on the power play tied for the lead in the NCAA...Among rookies, Letunov ranked 2nd in Hockey East and 5th in the NCAA in scoring...Recorded a hat-trick in his first collegiate game at Alabama Huntsville (Oct. 9)...**2014-15:** Led Youngstown to a league best 40-14-6 record, winning the team's first-ever Anderson Cup, presented to the USHL regular season champion...Named to the All-USHL Second Team...**2012-13:** Relocated from Russia to Dallas and played for the Dallas Stars U-16 team.

CAREER STATISTICS

PLAYOFFS

SEASON	CLUB	LEAGUE	GP	G	A	PTS	PIM	GP	G	A	PTS	PIM
2013-14	Youngstown	USHL	60	19	24	43	42	-	-	-	-	-
2014-15	Youngstown	USHL	58	25	39	64	18	4	0	1	1	0
2015-16	Connecticut	HE	36	16	24	40	2	-	-	-	-	-

Selected by St. Louis in the 2014 NHL Draft (2nd round, 52nd overall). Traded from St. Louis to Arizona in exchange for Zbynek Michalek, March 2, 2015. **Acquired, along with a sixth-round selection in the 2017 NHL Draft, from Arizona in exchange for a fourth-round selection (120th overall, traded to NY Islanders via Philadelphia) in the 2016 NHL Draft and a third-round selection in the 2017 NHL Draft, June 20, 2016.**

ADAM PARSELLS

POSITION: Defense | **SHOOTS:** Left | **HEIGHT:** 6'5" | **WEIGHT:** 190 | **BORN:** 1/3/97 in Wausau, Wisconsin

Selected by San Jose in the 2015 NHL Draft (6th round, 160th overall).

2015-16: Will play for the University of Wisconsin in 2016-17...Began the season with Green Bay before being traded to Chicago, where he was teammates with fellow Sharks 2015 draft pick Karlis Cukste...Ranked T-2nd on the team in plus/minus (+9)...**2014-15:** Named a first team Wisconsin Valley Conference and an all-state selection for the second straight season...Finalist for the Mr. Hockey Award, given to the most outstanding senior high school hockey player in Wisconsin...Named the Gannett Central Wisconsin Media's hockey player of the year...Named one of the team's captains at Wausau West High...Helped his team to the state championship game with two assists in six games...Finished the year by playing three games with Green Bay of the USHL...Will play for the Gamblers in 2015-16...Committed to the University of Wisconsin for the 2016-17 season...**2013-14:** Named a first team Wisconsin Valley Conference and an all-state selection.

CAREER STATISTICS

PLAYOFFS

SEASON	CLUB	LEAGUE	GP	G	A	PTS	PIM	GP	G	A	PTS	PIM
2011-12	Wausau West High	USHS	23	1	0	1	2	6	0	0	0	0
2012-13	Wausau West High	USHS	24	2	8	10	6	4	0	3	3	6
2013-14	Wausau West High	USHS	23	1	12	13	39	4	2	3	5	2
2014-15	Wausau West High	USHS	23	7	15	22	28	6	0	2	2	0
	Green Bay	USHL	3	0	0	0	0	-	-	-	-	-
2015-16	Green Bay	USHL	3	1	0	1	2	-	-	-	-	-
	Chicago	USHL	53	3	9	12	12	-	-	-	-	-

Selected by San Jose in the 2015 NHL Draft (6th round, 160th overall).



MIKE ROBINSON

POSITION: Goaltender | **CATCHES:** Left | **HEIGHT:** 6'3" | **WEIGHT:** 195 | **BORN:** 3/27/97 in Bedford, New Hampshire
Selected by San Jose in the 2015 NHL Draft (3rd round, 86th overall).

2015-16: Committed to the University of New Hampshire in 2016-17...Ranked 9th in goals-against average...**2014-15:** Committed to the University of New Hampshire in 2016-17...Will play for the Boston Jr. Bruins of the USPHL Premier in 2015-16...**2013-14:** 2nd in save percentage (.934) and games played (25) and 5th in goals-against average (1.99) in the MetJHL.

CAREER STATISTICS										PLAYOFFS							
SEASON	CLUB	LEAGUE	GP	W-L-O	MINs	GA	SO	GAA	SV%	GP	W-L-O	MINs	GA	SO	GAA	SV%	
2013-14	Boston Jr. Rangers	MetJHL	25	-	-	-	-	1.99	.934	-	-	-	-	-	-	-	
2014-15	Lawrence Academy	USHS	-	-	-	-	-	3.52	.902	-	-	-	-	-	-	-	
	Boston Jr. Rangers	EHL	8	4-4-0	459	18	0	2.35	.937	-	-	-	-	-	-	-	
2015-16	Boston Jr. Bruins	USPHL-Pr	16	7-5-0	667	33	0	2.97	.910	4	0-0-0	8	0	0	0.00	1.000	

Selected by San Jose in the 2015 NHL Draft (3rd round, 86th overall).

HARRI SATERI (HAHR-ee sah-TEH-ree)

POSITION: Goaltender | **CATCHES:** Left | **HEIGHT:** 6'1" | **WEIGHT:** 205 | **BORN:** 12/29/89 in Toijala, Finland
Selected by San Jose in the 2008 NHL Entry Draft (4th round, 106th overall).

2015-16: Ranked 9th in the KHL in save percentage...**2014-15:** Led all team goalies in games played (45), goals-against average (2.95), save percentage (.911) in his first season in the KHL...**2013-14:** Went 18-24-2 with a 2.95 goals-against average and a .894 save percentage...Posted one shutout...Had a four win streak snapped (4-0-0, 5GA) with 28 saves in 2-1L at Providence on 3/23...**2012-13:** Went 14-21-3 with a 2.89 goals-against average and a .903 save percentage...Posted one shutout...Made an AHL season-high 50 saves, stopped all five shooters in the shootout and was #2 star in 3-2 SOW at Providence on Dec. 2...**2011-12:** Led the team in wins (15) and shutouts (2)...Had a season high 49 saves vs. Manchester on April 10...Had franchise record shutout streak of 157:37 snapped on Jan. 25...Recorded his first career shutout with 25 saves vs. Portland on Jan. 8...Served as backup goaltender for the first two games of the NHL season for San Jose...**2010-11:** Joined Worcester on March 12 after his season ended with Tampere...Led the Sharks with a .918 save percentage...Went 0-1 in the shootout (saved four of five shots)...Made first AHL start and made 21 saves on March 19 at Wilkes-Barre/Scranton...Made North American debut (in relief) on March 18 at Providence and made 22 saves on 23 shots...Also stopped Trent Whitfield on a penalty shot...Finished 18th in the Finnish Elite League in save percentage...**2009-10:** Helped team advance to the second round, eliminating Jokerit in the first round of the SM-Liiga playoffs...10th in the playoffs in goals-against average and T-1st in games played...Finished the regular season T-13th in the league in save percentage (.915)...**2008-09:** Led Tampere in save percentage (.921) and goals-against average...T-1st on Tampere in shutouts...World Jr.: Made starts in preliminary round against Sweden and Russia...**2007-08:** Represented Finland at the Under-20 World Junior Championships...Attended Finland's 2008 National Junior Championship Development Camp...**2006-07:** Played as a 16-year-old.

CAREER STATISTICS								PLAYOFFS								
SEASON	CLUB	LEAGUE	GP	W-L-O	MINs	GA	SO	GAA	SV%	GP	W-L-O	MINs	GA	SO	GAA	SV%
2008-09	Tampere	Finland	22	6-12-3	1253	48	2	2.30	.921	-	-	-	-	-	-	-
	Finland	U-20	2	0-2-0	118	7	0	3.54	-	-	-	-	-	-	-	-
2009-10	Tampere	Finland	49	21-22-4	2836	129	1	2.73	.915	-	-	-	-	-	-	-
2010-11	Tampere	Finland	37	9-19-8	2147	84	2	2.96	-	-	-	-	-	-	-	-
	Worcester	AHL	7	1-3-1	351	15	0	2.56	.918	-	-	-	-	-	-	-
2011-12	Worcester	AHL	38	15-20-3	2116	101	2	2.86	.908	-	-	-	-	-	-	-
2012-13	Worcester	AHL	39	14-21-3	2201	106	1	2.89	.903	-	-	-	-	-	-	-
2013-14	Worcester	AHL	45	18-24-2	2646	130	1	2.95	.894	-	-	-	-	-	-	-
2014-15	Vityaz	KHL	45	17-21-5	2603	128	3	2.95	.911	-	-	-	-	-	-	-
2015-16	Vityaz	KHL	45	15-23-6	2565	104	4	2.43	.929	-	-	-	-	-	-	-

Selected by San Jose in the 2008 NHL Entry Draft (4th round, 106th overall).



MARK SHOEMAKER

POSITION: Defense | **SHOOTS:** Right | **HEIGHT:** 6' 3" | **WEIGHT:** 210 | **BORN:** 9/28/97 in Mississauga, Ontario
Selected by San Jose in the 2016 NHL Draft (6th round, 180th overall).

2015-16: Ranked 5th on North Bay in plus/minus (+14)...Ranked T-4th amongst North Bay D-men in points...OHL's Central Division Academic Player of the Month for October. **2014-15:** Ranked T-3rd amongst North Bay rookies in plus/minus (-1).

CAREER STATISTICS							PLAYOFFS					
SEASON	CLUB	LEAGUE	GP	G	A	PTS	PIM	GP	G	A	PTS	PIM
2014-15	North Bay	OHL	39	1	4	5	0	-	-	-	-	-
2015-16	North Bay	OHL	67	4	9	13	16	11	0	3	3	0

Selected by San Jose in the 2016 NHL Draft (6th round, 180th overall).

DANIIL TARASOV

POSITION: Left Wing | **SHOOTS:** Left | **HEIGHT:** 6' | **WEIGHT:** 185 | **BORN:** 6/20/91 in Moscow, Russia
Signed by San Jose as a free agent on April 2, 2013.

2015-16: Ranked 2nd on the team and T-16th in the league in penalty minutes during the playoffs...**2014-15:** Made his NHL debut with San Jose on Feb. 5, 2015 at Vancouver, registering his first NHL point (assist)...Ranked 3rd on Worcester in goals (16) and 6th in points (33)...**2013-14:** T-3rd on Worcester in goals (17) and 4th in points (31), despite appearing in just 47 games... **2013-14:** Ranked T-3rd on the team in goals (17), 4th in points (31) and 10th in assists (14), despite playing in just 47 games...Led the team in power-play points (13) and tied for team lead with four game-winning goals...Netted first career hat trick on Oct. 26 at Springfield...**2012-13:** Split time between San Francisco (ECHL) and Worcester (AHL)...Named Worcester Sharks Rookie of the Year, leading all Worcester rookies in goals (14), points (28) and shots (121)...Played in 43 games, finishing 2nd on the team with three game-winning goals...Scored his first AHL goal (the game-tying goal with 10.7 seconds remaining in 3rd period, Grubauer) vs. Hershey on Jan. 16...Recorded first AHL point (assist) at Albany on Jan. 12...**2011-12:** Led the team in goals (47), assists (41), points (88), and finished 3rd in penalty minutes (86)...2nd in the USHL in goals, points, and led the USHL with eight game-winning goals...Finished the regular season riding a 13-game point streak, amassing 26 points (14-12=26)...Added 10 points (5-5=10) in six playoff games...**2010-11:** Led the league in goals (37), T-1st in game-winning goals (8), 2nd in points (37-38=75) and plus/minus (+34), 3rd in shots (217) and T-7th in assists...**2009-10:** Made his USHL debut with Waterloo and appeared in two games.

CAREER STATISTICS							PLAYOFFS					
SEASON	CLUB	LEAGUE	GP	G	A	PTS	PIM	GP	G	A	PTS	PIM
2009-10	Waterloo	USHL	2	0	0	0	0	-	-	-	-	-
2010-11	Indiana	USHL	57	37	38	75	46	5	2	4	6	6
2011-12	Indiana	USHL	60	47	41	88	86	6	5	5	10	8
2012-13	Worcester	AHL	43	14	14	28	20	-	-	-	-	-
	San Francisco	ECHL	17	3	11	14	5	-	-	-	-	-
2013-14	Worcester	AHL	47	17	14	31	40	-	-	-	-	-
2014-15	San Jose	NHL	5	0	1	1	0	-	-	-	-	-
	Worcester	AHL	54	16	17	33	27	4	0	3	3	2
2015-16	Dynamo	KHL	37	4	4	8	14	10	3	0	3	29

Signed by San Jose as a free agent on April 2, 2013.

MARCUS VELA

POSITION: Center | **SHOOTS:** Right | **HEIGHT:** 6' 2" | **WEIGHT:** 200 | **BORN:** 3/3/97 in Burnaby, British Columbia
Selected by San Jose in the 2015 NHL Draft (7th round, 190th overall).

2015-16: Ranked 6th on the team, and 1st amongst freshmen, in points...T-5th in goals (T-1st amongst freshmen)...T-1st amongst team forwards in blocked shots (37)...**2014-15:** Recorded new career highs in goals (20), assists (26) and points (46)...Ranked 3rd on the Rivermen in goals and points and T-3rd in assists...Named to Team Canada West of the 2014 World Junior 'A' Hockey Challenge, appearing in four games with two assists...Committed to the University of New Hampshire for the 2015-16 season...**2013-14:** Youngest player on his team to appear in 50+ games.

CAREER STATISTICS							PLAYOFFS					
SEASON	CLUB	LEAGUE	GP	G	A	PTS	PIM	GP	G	A	PTS	PIM
2012-13	Burnaby	Midget	30	25	55	80	-	-	-	-	-	-
2013-14	Langley	BCHL	54	11	11	22	41	12	1	4	5	6
2014-15	Langley	BCHL	50	20	26	46	57	3	0	1	1	4
2015-16	U. of New Hampshire	HE	37	7	9	16	24	-	-	-	-	-

Selected by San Jose in the 2015 NHL Draft (7th round, 190th overall).



CLIFF WATSON

POSITION: Defense | **SHOOTS:** Left | **HEIGHT:** 6' 2" | **WEIGHT:** 190 | **BORN:** 12/21/93 in Sheboygan, Wisconsin
Selected by San Jose in the 2012 NHL Entry Draft (6th round, 168th overall).

2015-16: Michigan Tech's captain was named to the WCHA's All-Academic Team...The d-man helped Michigan Tech finish with the best record in the conference and the lowest goals allowed (77)...**2014-15:** Received the Gitzen-Loutit Memorial Award for the second consecutive season as the team's most outstanding defensive player...Named to the WCHA All-Academic Team...Was named an alternate captain...T-2nd among team defenseman for points (13)...Finished 8th in the nation for blocked shots (87)... Scored his first NCAA goal on Oct. 28 vs. Alabama Huntsville...**2013-14:** Earned the Gitzen-Loutit Memorial Award as the team's outstanding defensive player...Led the WCHA and ranked in the top five nationally in blocked shots with 101...Appeared in all 40 games and registered his first NCAA point on 11/9 with an assist against Michigan St....**2012-13:** Scored his first USHL goal on Feb. 15, finishing the game with a +3 rating and #3 star honors...**2011-12:** 6th on team in PIM (53)...Second youngest player on the team (that played more than four games)...4th amongst team defensemen in assists (8)...**2012-13:** Scored his first USHL goal on Feb. 15, finishing the game with a +3 rating and #3 star honors...**2011-12:** 6th on team in PIM (53)...Second youngest player on the team (that played more than four games)...4th amongst team defensemen in assists (8).

CAREER STATISTICS							PLAYOFFS					
SEASON	CLUB	LEAGUE	GP	G	A	PTS	PIM	GP	G	A	PTS	PIM
2011-12	Sioux City	USHL	58	0	8	8	53	2	0	0	0	0
2012-13	Sioux City	USHL	62	3	8	11	65	-	-	-	-	-
2013-14	Michigan Tech	WCHA	40	0	4	4	30	-	-	-	-	-
2014-15	Michigan Tech	WCHA	40	3	10	13	47	-	-	-	-	-

Selected by San Jose in the 2012 NHL Entry Draft (6th round, 168th overall).

MANUEL WIEDERER

POSITION: Center | **SHOOTS:** Right | **HEIGHT:** 6' 0" | **WEIGHT:** 170 | **BORN:** 11/21/96 in Deggendorf, Germany
Selected by San Jose in the 2016 NHL Draft (5th round, 150th overall).

2015-16: Finished 3rd on the team in goals, assists and points in his first season in the QMJHL...Ranked 2nd on the team in plus/minus (+23)...Led the team in goals and points during the playoffs, ranking T-4th overall in the league in playoff goals...**2014-15:** Received the Gitzen-Loutit Memorial Award for the second consecutive season as the team's most outstanding defensive player...Named to the WCHA All-Academic Team...Was named an alternate captain...T-2nd among team defenseman for points (13)... Finished 8th in the nation for blocked shots (87)...Scored his first NCAA goal on Oct. 28 vs. Alabama Huntsville...**2013-14:** Earned the Gitzen-Loutit Memorial Award as the team's outstanding defensive player...Led the WCHA and ranked in the top five nationally in blocked shots with 101...Appeared in all 40 games and registered his first NCAA point on 11/9 with an assist against Michigan St....**2012-13:** Scored his first USHL goal on Feb. 15, finishing the game with a +3 rating and #3 star honors...**2011-12:** 6th on team in PIM (53)...Second youngest player on the team (that played more than four games)...4th amongst team defensemen in assists (8)...**2012-13:** Scored his first USHL goal on Feb. 15, finishing the game with a +3 rating and #3 star honors...**2011-12:** 6th on team in PIM (53)...Second youngest player on the team (that played more than four games)...4th amongst team defensemen in assists (8).

CAREER STATISTICS							PLAYOFFS					
SEASON	CLUB	LEAGUE	GP	G	A	TP	PIM	GP	G	A	TP	PIM
2013-14	Deggendorf	Germany3	40	12	12	24	16	-	-	-	-	-
	Deggendorf U-18	Germany Jr.	22	51	75	126	66	3	4	11	15	4
	Germany	U-18	6	3	2	5	2	-	-	-	-	-
2014-15	Kaufbeuren	Germany2	15	2	4	6	10	-	-	-	-	-
	Straubing	Germany	29	1	1	2	31	-	-	-	-	-
	Germany	U-20	5	0	0	0	2	-	-	-	-	-
2015-15	Moncton	QMJHL	54	29	35	64	41	17	12	4	16	12
	Germany	U-20 D1A	5	0	1	1	2	-	-	-	-	-

Selected by San Jose in the 2016 NHL Draft (5th round, 150th overall).





2016-17 SAN JOSE SHARKS MEDIA GUIDE

2016-17 SAN JOSE SHARKS RESERVE LIST

FORWARD (41)	HT	WT	S	BORN	BIRTHPLACE	2015-16 TEAM	LGE	GP	G	A	PTS	PIM
Rudolfs Balcers	5'11	165	L	4/8/97	Liepaja, Latvia	Stavanger	Norway	43	15	9	24	16
Colin Blackwell	5'9	190	R	3/28/93	Lawrence, Massachusetts	Harvard	ECAC	28	6	13	19	12
Joachim Blichfeld	6'2	180	R	7/17/98	Frederikshavn, Denmark	Malmö	SHL	45	15	13	28	10
Mikkel Boedker	6'0	210	L	12/16/89	Brøndby, Denmark	Arizona	NHL	62	13	26	39	10
						Colorado	NHL	18	4	8	12	2
Ryan Carpenter	6'0	195	R	1/18/91	Oviedo, Florida	San Jose	AHL	66	18	37	55	33
						San Jose	NHL	1	0	0	0	0
Rourke Chartier	5'11	190	L	4/3/96	Saskatoon, Saskatchewan	Kelowna	WHL	42	25	21	46	16
Logan Couture	6'1	200	L	3/28/89	Guelph, Ontario	San Jose	NHL	52	15	21	36	20
Joonas Donskoi	6'0	190	R	4/13/92	Raahe, Finland	San Jose	NHL	76	11	25	36	20
Emil Galimov	6'1	175	L	5/9/92	Nizhnekamsk, Russia	Yaroslavl	KHL	49	9	14	23	52
Alex Gallant	6'0	185	L	12/8/92	Summerside, Prince Edward	San Jose	AHL	27	1	0	1	122
						Utah	ECHL	11	0	1	1	37
Dylan Gambrell	6'0	180	R	8/26/96	Bonney Lake, Washington	Denver	NCHC	41	17	30	47	19
Nikolay Goldobin	5'11	185	L	10/7/95	Mockobckar, Russia	San Jose	AHL	60	21	23	44	18
						San Jose	NHL	9	1	1	2	0
Barclay Goodrow	6'2	215	L	2/26/93	Toronto, Ontario	San Jose	AHL	57	20	19	39	43
						San Jose	NHL	14	0	3	3	16
Noah Gregor	5'11	175	L	1/28/98	Edmonton, Alberta	Moose Jaw	WHL	72	28	45	73	33
Micheal Haley	5'11	205	L	3/30/86	Guelph, Ontario	San Jose	AHL	41	12	11	23	52
						San Jose	NHL	16	1	0	1	48
Adam Helewka	6'1	200	L	7/21/95	Burnaby, British Columbia	Red Deer	WHL	34	26	19	45	34
						Spokane	WHL	19	16	13	29	23
						San Jose	AHL	3	0	1	1	0
Tomas Hertl	6'2	215	L	11/12/93	Prague, Czech	San Jose	NHL	81	21	25	46	26
Jake Jackson	5'11	190	L	12/5/94	Oakdale, Minnesota	Michigan Tech	WCHA	11	1	0	1	17
Nikita Jevpalovs	6'1	210	R	9/9/94	Riga, Latvia	San Jose	AHL	60	5	9	14	12
						Allen	ECHL	5	1	5	6	2
Melker Karlsson	6'0	180	R	7/18/90	Lychsele, Sweden	San Jose	NHL	65	10	9	19	16
						San Jose	AHL	4	0	2	2	0
Kevin Labanc	5'11	185	R	12/12/95	Staten Island, New York	Barrie	OHL	65	39	88	127	70
Maxim Letunov	6'3	170	R	2/20/96	Moscow, Russia	Connecticut	H-East	36	16	24	40	2
Jake Marchment	6'4	220	R	5/20/95	Courtice, Ontario	Erie	OHL	60	25	20	45	60
Patrick Marleau	6'2	215	L	9/15/79	Aneroid, Saskatchewan	San Jose	NHL	82	25	23	48	10
Jonathon Martin	6'2	215	R	8/23/95	Winnipeg, Manitoba	Swift Current	WHL	66	38	31	69	74
John McCarthy	6'1	195	L	8/9/86	Boston, Massachusetts	San Jose	AHL	67	16	29	45	22
						San Jose	AHL	1	0	0	0	0
Timo Meier	6'0	210	L	10/8/96	Herisau, Switzerland	Rouyn-Noranda	QMJHL	29	23	28	51	24
						Halifax	QMJHL	23	11	25	36	22
Matt Nieto	5'11	190	R	11/5/92	Long Beach, California	San Jose	NHL	67	8	9	17	10
Daniel O'Regan	5'9	180	R	1/30/94	Needham, Massachusetts	Boston	HE	39	17	27	44	16
Joe Pavelski	5'11	190	R	7/11/84	Plover, Wisconsin	San Jose	NHL	82	38	40	78	30
Noah Rod	6'0	190	L	6/7/96	La Chaux-de-Fonds, Switzerland	Geneve-Servette	Swiss	44	7	9	16	12
Alex Schoenborn	6'1	200	R	12/12/95	Minot, North Dakota	Portland	WHL	67	27	30	57	80
						Allen	ECHL	2	0	1	1	0
						San Jose	AHL	1	0	0	0	0
Marcus Sorensen	5'11	175	L	4/7/92	Södertälje, Sweden	Djurgårdens	SweHL	47	15	19	34	34
Daniil Tarasov	6'0	185	L	6/20/91	Moscow, Russia	Dynamo	KHL	37	4	4	8	14
Joe Thornton	6'4	220	L	7/2/79	London, Ontario	San Jose	NHL	82	19	63	82	54
Chris Tierney	6'1	195	L	7/1/94	Keswick, Ontario	San Jose	NHL	79	7	13	20	20
						San Jose	AHL	2	1	2	3	0
Marcus Vela	6'2	200	R	3/3/97	Burnaby, British Columbia	New Hampshire	H-East	37	7	9	16	24
Joel Ward	6'1	225	R	12/2/80	North York, Ontario	San Jose	NHL	79	21	22	43	28
Manuel Wiederer	6'0	170	R	11/21/96	Deggendorf, Germany	Moncton	QMJHL	54	29	35	64	41



Matt Willows	5'9	185	R	7/24/91	Congers, New York	Florida	ECHL	71	23	43	66	25
Tommy Wingels	6'0	200	R	4/12/88	Evanston, Illinois	San Jose	NHL	68	7	11	18	63

DEFENSE (23)	HT	WT	S	BORN	BIRTHPLACE	2015-16 TEAM	LGE	GP	G	A	P	PTM
Gage Ausmus	6'1	215	L	4/22/95	East Grand Forks, Minnesota	North Dakota	NCHC	42	0	11	11	33
Julius Bergman	6'1	205	R	11/2/95	Stockholm, Sweden	San Jose	AHL	60	3	8	11	40
Justin Braun	6'2	205	R	2/10/87	Minneapolis, Minnesota	San Jose	NHL	80	4	19	23	36
Michael Brodzinski	5'11	195	R	5/28/95	Ham Lake, Minnesota	Minnesota	BIG10	37	8	13	21	34
						San Jose	AHL	6	0	0	0	6
Brent Burns	6'5	230	R	3/9/85	Barrie, Ontario	San Jose	NHL	82	27	48	75	53
Karlis Cukste	6'1	205	L	6/17/97	Riga, Latvia	Chicago	USHL	44	4	11	15	10
Dylan DeMelo	6'1	195	R	5/1/93	London, Ontario	San Jose	NHL	45	2	2	4	14
						San Jose	AHL	15	0	6	6	2
Brenden Dillon	6'3	220	L	11/13/90	New Westminster, British Columbia	San Jose	NHL	76	2	9	11	61
Cavan Fitzgerald	6'0	185	L	8/23/96	Boston, Massachusetts	Halifax	QMJHL	32	10	16	26	25
						Shawinigan	QMJHL	28	5	14	19	21
Tim Heed	5'11	165	R	1/27/91	Goteborg, Sweden	Skelleftea AIK	SweHL	52	8	15	23	2
Dan Kelly	6'1	215	L	5/17/89	Morrisville, New York	Albany	AHL	55	4	11	15	93
Paul Martin	6'1	200	L	3/5/81	Minneapolis, Minnesota	San Jose	NHL	78	3	17	20	22
Patrick McNally	6'2	205	L	12/4/91	Glen Head, New York	San Jose	AHL	35	1	2	3	17
Mirco Mueller	6'3	210	L	3/21/95	Winterthur, Switzerland	San Jose	AHL	50	1	10	11	35
						San Jose	NHL	11	0	0	0	7
Adam Parsells	6'5	190	L	1/3/97	Wausau, Wisconsin	Green Bay	USHL	3	1	0	1	2
						Chicago	USHL	53	3	9	12	12
Eric Roy	6'3	180	L	10/24/94	Beauval, Saskatchewan	Allen	ECHL	52	14	16	30	24
						Lake Erie	AHL	10	1	3	4	0
Jeremy Roy	6'0	185	R	5/14/97	Richelieu, Quebec	Sherbrooke	QMJHL	45	6	28	34	27
Joakim Ryan	5'11	185	L	6/17/93	Rumson, New Jersey	San Jose	AHL	66	2	26	28	26
David Schlemko	6'0	190	L	5/7/87	Edmonton, Alberta	New Jersey	NHL	67	6	13	19	16
Mark Shoemaker	6'3	210	R	9/28/97	Mississauga, Ontario	North Bay	OHL	67	4	9	13	16
Marc-Edouard Vlasic	6'1	205	L	3/30/87	Montreal, Quebec	San Jose	NHL	67	8	31	39	48
Cliff Watson	6'2	190	L	12/21/93	Sheboygan, Wisconsin	Michigan Tech	WCHA	37	2	8	10	53

GOALTENDER (9)	HT	WT	C	BORN	BIRTHPLACE	2015-16 TEAM	LGE	GP	MIN	GAA	W-L-T	SO
Mantas Armalis	6'3	205	L	9/6/92	Plunge, Lithuania	Djurgardens	SweHL	34	1986	2.42	16-16-0	2
Fredrik Bergvik	6'1	175	L	2/14/95	Stockholm, Sweden	Mora	Allsvenskan	5	258	3.72	0-4-0	0
Aaron Dell	6'0	205	L	5/4/89	Airdrie, Alberta	San Jose	AHL	40	2281	2.42	17-16-6	4
Troy Grosenick	6'1	185	L	8/27/89	Brookfield, Wisconsin	San Jose	AHL	28	1574	3.16	11-10-4	0
Martin Jones	6'4	190	L	1/10/90	North Vancouver, British Columbia	San Jose	NHL	65	3762	2.27	37-23-3	6
Jake Kupsky	6'3	205	L	10/27/95	Waukegan, Wisconsin	Union College	ECAC	10	450	3.20	2-3-1	1
Jamie Murray	6'3	170	L	9/15/91	Scituate, Massachusetts	Babson College	ECAC	22	1338	1.61	14-5-3	4
						Allen	ECHL	4	208	1.44	1-0-2	0
Mike Robinson	6'3	195	L	3/27/97	Bedford, New Hampshire	Boston Jr. Bruins	USPHL	16	667	2.97	7-5-2	0
Harri Sateri	6'1	205	L	12/29/89	Toijala, Finland	Vityaz Podolsk	KHL	45	2565	2.43	15-23-6	4





DRAFT HISTORY

ENTRY DRAFTS

JUNE 24-25, 2016		BUFFALO, NEW YORK — FIRST NIAGARA CENTER			
ROUND	OVERALL	NAME	POSITION	2015-16 CLUB (LEAGUE)	COUNTRY OF BIRTH
2	60	Dylan Gambrell	Center	University of Denver (NCAA)	United States
4 (from NYR)	111	Noah Gregor	Center	Moose Jaw (WHL)	Canada
5	150	Manuel Wiederer	Center	Moncton (QMJHL)	Germany
6	180	Mark Shoemaker	Defense	North Bay (OHL)	Canada
7	210	Joachim Blichfeld	Left Wing	Malmö Jrs. (Sweden)	Denmark

JUNE 26-27, 2015		SUNRISE, FLORIDA — BB&T CENTER			
ROUND	OVERALL	NAME	POSITION	2014-15 CLUB (LEAGUE)	COUNTRY OF BIRTH
1	9	Timo Meier	Right Wing	Halifax (QMJHL)	Switzerland
2 (from COL)	31	Jeremy Roy	Defense	Sherbrooke (QMJHL)	Canada
3 (from EDM)	86	Mike Robinson	Goaltender	Lawrence Academy (HS)	United States
4 (from CGY)	106	Adam Helewka	Left Wing	Spokane (WHL)	Canada
5	130	Karlis Cukste	Defense	HK Riga (Russia)	Latvia
5 (from NYI)	142	Rudolfs Balcers	Left Wing	Stavanger (Norway)	Latvia
6	160	Adam Parsells	Defense	Wausau West High School (HS)	United States
7	190	Marcus Vela	Center	Langley (BCHL)	Canada
7 (from DAL)	193	Jake Kupsky	Goaltender	Lone Star (NAHL)	United States

JUNE 27-28, 2014		PHILADELPHIA, PENNSYLVANIA — WELLS FARGO CENTER			
ROUND	OVERALL	NAME	POSITION	2013-14 CLUB (LEAGUE)	COUNTRY OF BIRTH
1 (from CHI)	27	Nikolay Goldobin	Right Wing	Sarnia (OHL)	Russia
2 (from NSH)	46	Julius Bergman	Defense	Frolunda HC J20 (SE)	Sweden
2 (from PIT)	53	Noah Rod	Right Wing	Geneve (SWISS)	Switzerland
3 (from NSH)	72	Alex Schoenborn	Right Wing	Portland (WHL)	United States
3	81	Dylan Sadowy	Left Wing	Saginaw (OHL)	Canada
4 (from NSH)	102	Alexis Vanier	Defense	Baie-Comeau (QMJHL)	Canada
5 (from NYR)	149	Rourke Chartier	Center	Kelowna (WHL)	Canada
6	171	Kevin Labanc	Right Wing	Barrie (OHL)	United States

JUNE 30, 2013		NEWARK, NEW JERSEY — PRUDENTIAL CENTER			
ROUND	OVERALL	NAME	POSITION	2012-13 CLUB (LEAGUE)	COUNTRY OF BIRTH
1 (from DET)	18	Mirco Mueller	Defense	Everett Silvertips (WHL)	Switzerland
2 (from NYR)	49	Gabryel Boudreau	Left Wing	Baie-Comeau Drakkar (QMJHL)	Canada
4 (from CHI)	117	Fredrik Bergvik	Goaltender	Frolunda HC J20 (SE)	Sweden
5	141	Michael Brodzinski	Defense	Muskegon Lumberjacks (USHL)	United States
5 (from CHI)	151	Gage Ausmus	Defense	USA U-18 (USHL)	United States
7	201	Jake Jackson	Center	Tartan Titans (MSHL)	United States
7 (from COL)	207	Emil Galimov	Left Wing	Lokomotiv Yaroslavl (KHL)	Russia

JUNE 22-23, 2012		PITTSBURGH, PENNSYLVANIA — CONSOL ENERGY CENTER			
ROUND	OVERALL	NAME	POSITION	2011-12 CLUB (LEAGUE)	COUNTRY OF BIRTH
1	17	Tomas Hertl	Center	Slavia Praha (Czech)	Czech Republic
2	55	Chris Tierney	Center	London (OHL)	Canada
4 (from CHI)	109	Christophe Lalancette	Right Wing	Acadie-Bathurst (QMJHL)	Canada
5	138	Daniel O'Regan	Center	St. Sebastien (HS)	Germany
6	168	Clifford Watson	Defense	Sioux City (USHL)	United States
7	198	Joakim Ryan	Defense	Cornell (ECAC)	United States



DRAFT HISTORY

JUNE 24-25, 2011		ST. PAUL, MINNESOTA — XCEL ENERGY CENTER			
ROUND	OVERALL	NAME	POSITION	2010-11 CLUB (LEAGUE)	COUNTRY OF BIRTH
2 (from FLA)	47	Matthew Nieto	Left Wing	Boston U. (HE)	United States
3	89	Justin Sefton	Defense	Sudbury (OHL)	Canada
5 (from WPG)	133	Sean Kuraly	Center	Indiana (USHL)	United States
6 (from NYR)	166	Daniil Sobchenko	Center	Yaroslavl (KHL)	Ukraine
6	179	Dylan Demelo	Defense	Mississauga (OHL)	Canada
7 (from WPG)	194	Colin Blackwell	Center	St. John's Prep (HS)	United States

JUNE 25-26, 2010		LOS ANGELES, CALIFORNIA — STAPLES CENTER			
ROUND	OVERALL	NAME	POSITION	2009-10 CLUB (LEAGUE)	COUNTRY OF BIRTH
1	28	Charlie Coyle	Center	South Shore (EJHL)	United States
3	88	Max Gaede	Right Wing	Woodbury (HS)	United States
5 (from CAR)	127	Cody Ferriero	Center	Governor's Academy (HS)	United States
5 (from MIN)	129	Freddie Hamilton	Center	Niagara (OHL)	Canada
5 (from OTT)	136	Isaac MacLeod	Defense	Penticton (BCHL)	Canada
6 (from CGY)	163	Konrad Abeltshauser	Defense	Halifax (QMJHL)	Germany
7 (from ATL)	188	Lee Moffie	Defense	U. of Michigan (CCHA)	United States
7 (from PIT)	200	Christopher Crane	Right Wing	Green Bay (USHL)	United States

JUNE 26-27, 2009		MONTREAL, QUEBEC — BELL CENTRE			
ROUND	OVERALL	NAME	POSITION	2008-09 CLUB (LEAGUE)	COUNTRY OF BIRTH
2 (from BUF)	43	William Wrenn	Defense	USA U-18 (USDP)	United States
2	57	Taylor Doherty	Defense	Kingston (OHL)	Canada
5	147	Philip Varone	Center	London (OHL)	Canada
7 (from DAL)	189	Marek Viedensky	Center	Prince George (WHL)	Slovakia
7	207	Dominik Bielke	Defense	Eisbahren Berlin (DEL)	Germany

JUNE 20-21, 2008		OTTAWA, ONTARIO — SCOTIABANK PLACE			
ROUND	OVERALL	NAME	POSITION	2007-08 CLUB (LEAGUE)	COUNTRY OF BIRTH
3 (from TBL)	62	Justin Daniels	Center	Kent School (HS)	United States
4 (from TBL)	92	Samuel Groulx	Defense	Montreal (QMJHL)	Canada
4 (from NSH)	106	Harri Sateri	Goaltender	Tampere (FNL)	Finland
5 (from MTL)	146	Julien Demers	Defense	Ottawa (OHL)	Canada
6	177	Tommy Wingels	Center	Miami U. (CCHA)	United States
7 (from NYI)	186	Jason Demers	Defense	Victoriaville (QMJHL)	Canada
7 (from BUF)	194	Drew Daniels	Right Wing	Kent School (HS)	United States

JUNE 22-23 2007		COLUMBUS, OHIO — NATIONWIDE ARENA			
ROUND	OVERALL	NAME	POSITION	2006-07 CLUB (LEAGUE)	COUNTRY OF BIRTH
1 (from STL)	9	Logan Couture	Center	Ottawa (OHL)	Canada
1 (from WSH)	28	Nick Petrecki	Defense	Omaha (USHL)	United States
3	83	Timo Pielmeier	Goaltender	Koln-Jr. (DEL Jr.)	Germany
3 (from COL)	91	Tyson Sexsmith	Goaltender	Vancouver (WHL)	Canada
6 (from COL)	165	Patrik Zackrisson	Left Wing	Rogle (SWE-1)	Sweden
6	173	Nick Bonino	Center	Avon Old Farms (HS)	United States
7 (from PIT)	201	Justin Braun	Defense	U-Mass Amherst (HE)	United States
7	203	Frazer McLaren	Left Wing	Portland (WHL)	Canada

JUNE 24, 2006		VANCOUVER, BRITISH COLUMBIA — GENERAL MOTORS PLACE			
ROUND	OVERALL	NAME	POSITION	2005-06 CLUB (LEAGUE)	COUNTRY OF BIRTH
1 (from MTL)	16	Ty Wishart	Defense	Prince George (WHL)	Canada
2 (from CBJ)	36	Jamie McGinn	Left Wing	Ottawa (OHL)	Canada
4 (from NYI)	98	James DeLory	Defense	Oshawa (OHL)	Canada
5	143	Ashton Rome	Right Wing	Kamloops/Red Deer (WHL)	Canada
7	202	John McCarthy	Left Wing	Boston University	United States
7 (from TB)	203	Jay Barriball	Left Wing	Sioux Falls (USHL)	United States



DRAFT HISTORY

JULY 30, 2005 OTTAWA, ONTARIO — SHERATON HOTEL AND TOWERS					
ROUND	OVERALL	NAME	POSITION	2004-05 CLUB (LEAGUE)	COUNTRY OF BIRTH
1 (from ATL)	8	Devin Setoguchi	Right Wing	Saskatoon (WHL)	Canada
2 (from CGY)	35	Marc-Edouard Vlasic	Defense	Quebec (OMJHL)	Canada
4	112	Alex Stalock	Goaltender	Cedar Rapids (USHL)	United States
5	140	Taylor Dakers	Goaltender	Kootenay (WHL)	Canada
5	149	Derek Joslin	Defense	Ottawa (OHL)	Canada
5 (from TB)	162	Paul (P.J.) Fenton	Forward	U-Mass Amherst (HE)	United States
6	183	William Colbert	Defense	Ottawa (OHL)	Canada
6 (from ANA)	193	Tony Lucia	Left Wing	Wayzata (USHSW)	United States

JUNE 26-27, 2004 RALEIGH, N.C. — RBC CENTER					
ROUND	OVERALL	NAME	POSITION	2003-04 CLUB (LEAGUE)	COUNTRY OF BIRTH
1 (from DAL)	22	Lukas Kaspar	Right Wing	Litvinov (Czech)	Czech Republic
3 (from BOS)	94	Thomas Greiss	Goaltender	Kolner Haie (Germany)	Germany
4 (from BOS)	126	Torrey Mitchell	Center	Hotchkiss Prep. (USHSE)	Canada
4 (from BOS)	129	Jason Churchill	Goaltender	Halifax (QMJHL)	Canada
5 (from DAL)	153	Steven Zalewski	Center	Northwood Prep (USHSE)	United States
7 (from FLA)	201	Michael Vernace	Defenseman	Brampton (OHL)	Canada
7	225	David MacDonald	Defenseman	New England (EJHL)	United States
8 (from FLA)	234	Derek MacIntyre	Goaltender	Soo (NAHL)	United States
9 (from BOS)	288	Brian Mahoney-Wilson	Goaltender	Catholic Memorial (USHSE)	United States
9	289	Christian Jensen	Defenseman	New Jersey Jr. (Indep. Jr.)	United States


JUNE 21-22, 2003 NASHVILLE, TENN. — GAYLORD ENTERTAINMENT CENTER					
ROUND	OVERALL	NAME	POSITION	2002-03 CLUB (LEAGUE)	COUNTRY OF BIRTH
1	6	Milan Michalek	Right Wing	Budejovice (Czech)	Czech Republic
1 (from BOS)	16	Steve Bernier	Right Wing	Moncton (QMJHL)	Canada
2 (from NYR)	43	Joshua Hennessy	Center	Quebec (QMJHL)	Canada
2 (from CGY)	47	Matthew Carle	Defenseman	River City (USHL)	United States
5 (from PIT)	139	Patrick Ehelechner	Goaltender	Hannover (Germany)	Germany
4 (from FLA)	201	Jonathan Tremblay	Right Wing	Acadie-Bathurst (QMJHL)	Canada
7 (from PHI)	205	Joe Pavelski	Center	Waterloo (USHL)	United States
7	216	Kai Hospelt	Center	Kolner Haie (Germany)	German
8	236	Alexander Hult	Center	HV 71 Jonkoping (Sweden)	Sweden
9	267	Brian O'Hanley	Defenseman	BC High School (USHSE)	United States
9 (from CHI)	276	Carter Lee	Right Wing	Canterbury (USHSE)	United States

JUNE 22-23, 2002 TORONTO, ONTARIO — AIR CANADA CENTRE					
ROUND	OVERALL	NAME	POSITION	2001-02 CLUB (LEAGUE)	COUNTRY OF BIRTH
1	27	Mike Morris	Right Wing	St. Sebastian's (USHS)	United States
2 (from TB)	52	Dan Spang	Defense	Winchester (USHS)	United States
3 (from CHI)	86	Jonas Fiedler	Right Wing	Plymouth (OHL)	Czech Republic
5	139	Kris Newbury	Center	Sarnia (OHL)	Canada
5	163	Tom Walsh	Defense	Deerfield Academy (USHS)	United States
7 (from ATL)	217	Tim Conboy	Defense	Topeka (USHL)	United States
9	288	Michael Hutchins	Defense	Des Moines (USHL)	United States

JUNE 23-24, 2001 SUNRISE, FLA. — NATIONAL CAR RENTAL CENTER					
ROUND	OVERALL	NAME	POSITION	2000-01 CLUB (LEAGUE)	COUNTRY OF BIRTH
1	20	Marcel Goc	Center	Schwennigen (German)	Germany
4 (from CHI)	106	Christian Ehrhoff	Defense	Krefeld (German)	Germany
4 (from NYR)	107	Dimitri Patzold	Goaltender	Erding (German)	Kazakhstan
5 (from BUF)	140	Tomas Plihal	Center	Liberec Jr. (Czech Jr.)	Czech Republic
6 (comp. Norton)	175	Ryane Clowe	Right Wing	Rimouski (QMJHL)	Canada
6 (from VAN)	182	Tom Cavanagh	Left Wing	Phillips-Exeter HS	United States



DRAFT HISTORY



JUNE 24-25, 2000 CALGARY, ALBERTA — THE SADDLEDOME					
ROUND	OVERALL	NAME	POSITION	1999-00 CLUB (LEAGUE)	COUNTRY OF BIRTH
2 (from CHI)	41	Tero Määttä	Defense	Jokerit Jr. (Finland)	Finland
4 (from NYR)	104	Jon DiSalvatore	Right Wing	Providence College (HE)	United States
5 (from CHI)	142	Michal Pinc	Left Wing	Rouyn Noranda (QMJHL)	Czech Republic
5 (from DET)	166	Nolan Schaefer	Goaltender	Providence College (HE)	Canada
6	183	Michal Macho	Center	Martin (Slovakia Jr.)	Slovakia
8	246	Chad Wiseman	Left Wing	Mississauga (OHL)	Canada
8 (from WSH)	256	Pasi Saarinen	Defense	Ilves (Finland)	Finland

JUNE 26, 1999 BOSTON, MASS. — THE FLEET CENTER					
ROUND	OVERALL	NAME	POSITION	1998-99 CLUB (LEAGUE)	COUNTRY OF BIRTH
1	14	Jeff Jillson	Defense	Univ. of Michigan (CCHA)	United States
3	82	Marc Concannon	Left Wing	Winchedon High School	United States
4	111	Willie Levesque	Right Wing	Northeastern University (HE)	United States
5 (from NJ)	155	Niko Dimitrakos	Right Wing	University of Maine (HE)	United States
8	229	Eric Betournay	Center	Acadie-Bathurst (QMJHL)	Canada
8 (from OTT)	241	Doug Murray	Defense	Applecore (EJHL)	Sweden
9	257	Hannes Hyvonen	Right Wing	Espoo (Finland)	Finland

JUNE 27, 1998 BUFFALO, N.Y. — MARINE MIDLAND ARENA					
ROUND	OVERALL	NAME	POSITION	1997-98 CLUB (LEAGUE)	COUNTRY OF BIRTH
1 (from NSH)	3	Brad Stuart	Defense	Regina (WHL)	Canada
2 (from NSH)	29	Jonathan Cheechoo	Right Wing	Belleville (OHL)	Canada
3 (comp. Belfour)	65	Eric LaPlante	Left Wing	Halifax (QMJHL)	Canada
4	98	Rob Davison	Defense	North Bay (OHL)	Canada
4 (from BUF)	104	Miroslav Zalesak	Right Wing	HC Nitra (Slovakia)	Slovakia
5	127	Brandon Coalter	Left Wing	Oshawa (OHL)	Canada
5 (from DAL)	145	Mikael Samuelsson	Right Wing	Sodertalje (Sweden)	Sweden
7	185	Robert Mulick	Defense	Sault Ste. Marie (OHL)	Canada
8	212	Jim Fahey	Defense	Catholic Memorial (USHSE)	United States



DRAFT HISTORY

JUNE 21, 1997 PITTSBURGH, PA. — PITTSBURGH CIVIC ARENA					
ROUND	OVERALL	NAME	POSITION	1996-97 CLUB (LEAGUE)	COUNTRY OF BIRTH
1	2	Patrick Marleau	Center	Seattle (WHL)	Canada
1 (from CAR)	23	Scott Hannan	Defense	Kelowna (WHL)	Canada
4 (from SJ-NYR)	82	Adam Colagiaco	Right Wing	London/Oshawa (OHL)	Canada
5 (from BOS)	107	Adam Nittel	Right Wing	Erie (OHL)	Canada
7	163	Joe Dusbabek	Right Wing	Notre Dame (CCHA)	United States
8	192	Cam Severson	Left Wing	Lethbridge/Prince Albert (WHL)	Canada
9	219	Mark Smith	Center	Lethbridge (WHL)	Canada

JUNE 22, 1996 ST. LOUIS, MO. — KIEL CENTER					
ROUND	OVERALL	NAME	POSITION	1995-96 CLUB (LEAGUE)	COUNTRY OF BIRTH
1	2	Andrei Zyuzin	Defense	Salavat Yulayev (Russia)	Russia
1 (from CHI)	21	Marco Sturm	Center/LW	Landshut (Germany)	Germany
3	55	Terry Friesen	Goaltender	Swift Current (WHL)	Canada
4	102	Matt Bradley	Right Wing	Kingston (OHL)	Canada
6	137	Michel Larocque	Goaltender	Boston University (HE)	Canada
7	164	Jake Deadmarsh	Defense	Kamloops (WHL)	Canada
8	191	Cory Cyrenne	Center	Brandon (WHL)	Canada
9	217	David Thibault	Left Wing	Drummondville (QMJHL)	Canada

JULY 8, 1995 EDMONTON, ALBERTA — EDMONTON COLISEUM					
ROUND	OVERALL	NAME	POSITION	1994-95 CLUB (LEAGUE)	COUNTRY OF BIRTH
1	12	Teemu Riihijarvi	Right Wing	Kiekko-Espoo Jrs. (Finland)	Finland
2	38	Peter Roed	Center	White Bear Lake (HS)	United States
3	64	Marko Makinen	Right Wing	TPS Jrs. (Finland)	Finland
4	90	Vesa Toskala	Goaltender	Ilves Jrs. (Finland)	Finland
5	116	Mikko Kiprusoff	Goaltender	TPS Jrs. (Finland)	Finland
5 (from DET)	130	Michal Bros	Center	Olomouc Jrs. (Czech)	Czech Republic
6 (from FLA)	140	Timo Hakanen	Center	Assat Jrs. (Finland)	Finland
6	142	Jaroslav Kudrna	Left Wing	Penticton (BCJHL)	Czech Republic
7 (from DAL)	167	Brad Mehalko	Right Wing	Lethbridge (WHL)	Canada
7	168	Robert Jindrich	Defense	Plezn (Czech)	Czech Republic
8	194	Ryan Kraft	Center	Minnesota (WCHA)	United States
9	220	Mikko Markkanen	Right Wing	TPS Jrs. (Finland)	Finland

JUNE 28-29, 1994 HARTFORD, CONN. — HARTFORD CIVIC CENTER					
ROUND	OVERALL	NAME	POSITION	1993-94 CLUB (LEAGUE)	COUNTRY OF BIRTH
1	11	Jeff Friesen	Left Wing	Regina (WHL)	Canada
2	37	Angel Nikolov	Defense	Litvinov (Czech)	Czech Republic
3	66	Alexei Yegorov	Center	SKA St. Petersburg (CIS)	Russia
4	89	Vaclav Varada	Left Wing	Vitkovice (Czech)	Czech Republic
5	115	Brian Swanson	Center	Omaha (USHL)	United States
6	141	Alexander Korolyuk	Center	Soviet Wings (CIS)	Russia
7	167	Sergei Gorbachev	Right Wing	Dynamo Moscow (CIS)	Russia
8	193	Eric Landry	Right Wing	Guelph (OHL)	Canada
9	219	Evgenii Nabokov	Goaltender	Torpedo UST Kamenogorsk (CIS)	Kazakhstan
10	240	Tomas Pisa	Left Wing	Pardubice Jrs. (Czech)	Czech Republic
10	245	Aniket Dhadphale	Left Wing	Marquette Electricians (AAA)	United States
11	271	David Beauregard	Left Wing	St. Hyacinthe (QMJHL)	Canada

JUNE 26, 1993 QUEBEC CITY, QUEBEC — LE COLISÉE					
ROUND	OVERALL	NAME	POSITION	1992-93 CLUB (LEAGUE)	COUNTRY OF BIRTH
1	6	Viktor Kozlov	Left Wing	Dynamo Moscow (CIS)	Russia
2	28	Shean Donovan	Right Wing	Ottawa (OHL)	Canada
2 (from HFD)	45	Vlastimil Kroupa	Defense	Litvinov (Czech)	Czech Republic



DRAFT HISTORY

3	58	Ville Peltonen	Left Wing	IFK Helsinki (Finland)	Finland
4	80	Alexander Osadchy	Defense	CSKA Moscow (CIS)	Ukraine
5	106	Andrei Buschan	Defense	Sokol Kiev (CIS)	Ukraine
6	132	Petri Varis	Center	Ässät Pori (Finland)	Finland
6	154	Fredrik Oduya	Defense	Ottawa (OHL)	Sweden
7	158	Anatoli Filatov	Right Wing	Torpedo UST-Kamenogorsk (CIS)	Kazakhstan
8	184	Todd Holt	Right Wing	Swift Current (WHL)	Canada
9	210	Jonas Forsberg	Goaltender	Djurgarden Jrs. (Sweden)	Sweden
10	236	Jeff Salajko	Goaltender	Ottawa (OHL)	Canada
11	262	Jamie Matthews	Center	Sudbury (OHL)	Canada

JUNE 20, 1992		MONTREAL, QUEBEC — MONTREAL FORUM			
ROUND	OVERALL	NAME	POSITION	1991-92 CLUB (LEAGUE)	COUNTRY OF BIRTH
1	3	Mike Rathje	Defense	Medicine Hat (WHL)	Canada
1 (from MIN)	10	Andrei Nazarov	Left Wing	Dynamo Moscow (CIS)	Russia
3	51	Alexander Cherbayev	Left Wing	Khimik Voskresensk (CIS)	Russia
4	75	Jan Caloun	Right Wing	Litvinov (Czech)	Czech Republic
5	99	Marcus Ragnarsson	Defense	Djurgarden (Sweden)	Sweden
6	123	Michal Sykora	Defense	Tacoma (WHL)	Czech Republic
7	147	Eric Bellerose	Right Wing	Trois-Riviers (QMJHL)	Canada
8	171	Ryan Smith	Defense	Brandon (WHL)	Canada
9	195	Chris Burns	Goaltender	Thunder Bay (USHL)	Canada
10	219	Alexandr Kholomeyev	Left Wing	Izhorets (CIS)	Russia
11	243	Victor Ignatjev	Defense	Riga Hockey Club (CIS)	Latvia

JUNE 22, 1991		BUFFALO, N.Y. — MEMORIAL AUDITORIUM			
ROUND	OVERALL	NAME	POSITION	1990-91 CLUB (LEAGUE)	COUNTRY OF BIRTH
1	2	Pat Falloon	Right Wing	Spokane (WHL)	Canada
2	23	Ray Whitney	Center	Spokane (WHL)	Canada
2 (from MIN)	30	Sandis Ozolinsh	Defense	Dynamo Riga (Soviet Elite)	Latvia
3	45	Dody Wood	Center	Seattle (WHL)	Canada
4	67	Kerry Toporowski	Defense	Spokane (WHL)	Canada
5	89	Dan Ryder	Goaltender	Sudbury (OHL)	Canada
6	111	Fredrick Nilsson	Center	Vasteras (Sweden)	Sweden
7	133	Jaroslav Otevrel	Left Wing	Zlin (Czech)	Czech Republic
8	155	Dean Grillo	Right Wing	Warroad, Minn. (H.S.)	United States
9	177	Corwin Saurdiff	Goaltender	Waterloo (USHL)	United States
10	199	Dale Craigwell	Center	Oshawa (OHL)	Canada
11	221	Aaron Kriss	Defense	Cranbrook, Mich. (H.S.)	United States
12	243	Mikhail Kravets	Right Wing	SKA Leningrad (Soviet Elite)	Russia

OTHER DRAFTS

SUPPLEMENTAL DRAFTS

JUNE 25, 1993	NAME	POSITION	1992-93 CLUB (LEAGUE)
	Dean Sylvester	Right Wing	Kent State University (CCHA)

JUNE 19, 1992	NAME	POSITION	1991-92 CLUB (LEAGUE)
	Brian Konowalchuk	Center	U. of Denver (WCHA)

JUNE 21, 1991	NAME	POSITION	1990-91 CLUB (LEAGUE)
	Jeff McLean	Center	North Dakota (WCHA)
	Mark Beaufait	Center	N. Michigan (WCHA)



2016-17 SAN JOSE SHARKS MEDIA GUIDE

OTHER DRAFTS

WAIVER DRAFTS

SEPTEMBER 30, 1996	ROUND	NAME	POSITION	CLAIMED FROM
	1	Rob DiMaio	Center/Right Wing	Philadelphia

OCTOBER 4, 1992	ROUND	NAME	POSITION	CLAIMED FROM
	1	Yvon Corriveau	Left Wing	Hartford
	2	Igor Larionov	Center	Vancouver

PLAYERS LOST IN WAIVER DRAFTS

NAME	POSITION	CLAIMED BY	DATE
Rob Gaudreau	RW	Ottawa	Jan. 18, 1995

DISPERSAL DRAFT — MAY 30, 1991

NAME	POSITION	1990-91 CLUB (LEAGUE)
Shane Churla	Right Wing	Minnesota (NHL)
Brian Hayward	Goaltender	Minnesota (NHL)
Neil Wilkinson	Defense	Minnesota (NHL)
Rob Zettler	Defense	Minnesota (NHL)
Ed Courtenay	Right Wing	Kalamazoo (IHL)
Kevin Evans	Left Wing	Kalamazoo (IHL)
Link Gaetz	Defense	Kalamazoo (IHL)
Dan Kecmer	Defense	Kalamazoo (IHL)
Dean Kolstad	Defense	Kalamazoo (IHL)
Peter Lappin	Right Wing	Kalamazoo (IHL)
Pat MacLeod	Defense	Kalamazoo (IHL)
Mike McHugh	Left Wing	Kalamazoo (IHL)
Jarmo Myllys	Goaltender	Kalamazoo (IHL)
J.F. Quintin	Left Wing	Kalamazoo (IHL)
Scott Cashman	Goaltender	Boston University (Hockey East)
Murray Garbutt	Center	Spokane (WHL)
Rob Gaudreau	Right Wing	Providence College (Hockey East)
Arturs Irbe	Goaltender	Dynamo Riga (Soviet Elite)
Shaun Kane	Defense	Providence College (Hockey East)
Larry Olimb	Center	U. of Minnesota (WCHA)
Tom Pederson	Defense	U. of Minnesota (WCHA)
Bryan Schoen	Goaltender	U. of Denver (WCHA)
John Weisbrod	Center	Harvard (ECAC)
Doug Zmolek	Defense	U. of Minnesota (WCHA)

San Jose also obtained Minnesota's second round selection (30th overall) in 1991 Entry Draft and Minnesota's first round selection (10th overall) in 1992 Entry Draft.

EXPANSION DRAFT — MAY 30, 1991

NAME	POSITION	SELECTED FROM
Jeff Hackett	Goaltender	N.Y. Islanders
Jayson More	Defenseman	Montreal
Rick Lessard	Defenseman	Calgary
Bob McGill	Defenseman	Chicago
Tim Kerr	Right Wing	Philadelphia
Jeff Madill	Right Wing	New Jersey
David Bruce	Left Wing	St. Louis
Greg Paslawski	Right Wing	Buffalo
Bengt Gustafsson	Center	Detroit
Craig Cox	Left Wing	Vancouver



2015-16 IN REVIEW





FINAL 2015-16 NHL STANDINGS

WESTERN CONFERENCE

CENTRAL DIVISION	GP	W	L	OT	GF	GA	PTS
DALLAS	82	50	23	9	267	230	109
ST. LOUIS	82	49	24	9	224	201	107
CHICAGO	82	47	26	9	235	209	103
NASHVILLE	82	41	27	14	228	215	96
MINNESOTA	82	38	33	11	216	206	87
COLORADO	82	39	39	4	216	240	82
WINNIPEG	82	35	39	8	215	239	78
PACIFIC DIVISION	GP	W	L	OT	GF	GA	PTS
ANAHEIM	82	46	25	11	218	192	103
LOS ANGELES	82	48	28	6	225	195	102
SAN JOSE	82	46	30	6	241	210	98
ARIZONA	82	35	39	8	209	245	78
CALGARY	82	35	40	7	231	260	77
VANCOUVER	82	31	38	13	191	243	75
EDMONTON	82	31	43	8	203	245	70

EASTERN CONFERENCE

ATLANTIC DIVISION	GP	W	L	OT	GF	GA	PTS
FLORIDA	82	47	26	9	239	203	103
TAMPA BAY	82	46	31	5	227	201	97
DETROIT	82	41	30	11	211	224	93
BOSTON	82	42	31	9	240	230	93
OTTAWA	82	38	35	9	236	247	85
MONTREAL	82	38	38	6	221	236	82
BUFFALO	82	35	36	11	201	222	81
TORONTO	82	29	42	11	198	246	69
METROPOLITAN DIVISION	GP	W	L	OT	GF	GA	PTS
WASHINGTON	82	56	18	8	252	193	120
PITTSBURGH	82	48	26	8	245	203	104
NY RANGERS	82	46	27	9	236	217	101
NY ISLANDERS	82	45	27	10	232	216	100
PHILADELPHIA	82	41	27	14	214	218	96
CAROLINA	82	35	31	16	198	226	86
NEW JERSEY	82	38	36	8	184	208	84
COLUMBUS	82	34	40	8	219	252	76



FINAL STANDINGS BY CONFERENCE

WESTERN CONFERENCE

TEAM	GP	W	L	OT	GF	GA	PTS
DALLAS	82	50	23	9	267	230	109
ST. LOUIS	82	49	24	9	224	201	107
CHICAGO	82	47	26	9	235	209	103
ANAHEIM	82	46	25	11	218	192	103
LOS ANGELES	82	48	28	6	225	195	102
SAN JOSE	82	46	30	6	241	210	98
NASHVILLE	82	41	27	14	228	215	96
MINNESOTA	82	38	33	11	216	206	87
COLORADO	82	39	39	4	216	240	82
ARIZONA	82	35	39	8	209	245	78
WINNIPEG	82	35	39	8	215	239	78
CALGARY	82	35	40	7	231	260	77
VANCOUVER	82	31	38	13	191	243	75
EDMONTON	82	31	43	8	203	245	70

EASTERN CONFERENCE

TEAM	GP	W	L	OT	GF	GA	PTS
WASHINGTON	82	56	18	8	252	193	120
PITTSBURGH	82	48	26	8	245	203	104
FLORIDA	82	47	26	9	239	203	103
NY RANGERS	82	46	27	9	236	217	101
NY ISLANDERS	82	45	27	10	232	216	100
TAMPA BAY	82	46	31	5	227	201	97
PHILADELPHIA	82	41	27	14	214	218	96
DETROIT	82	41	30	11	211	224	93
BOSTON	82	42	31	9	240	230	93
CAROLINA	82	35	31	16	198	226	86
OTTAWA	82	38	35	9	236	247	85
NEW JERSEY	82	38	36	8	184	208	84
MONTREAL	82	38	38	6	221	236	82
BUFFALO	82	35	36	11	201	222	81
COLUMBUS	82	34	40	8	219	252	76
TORONTO	82	29	42	11	198	246	69

BOLD denotes playoff team



2016-17 SAN JOSE SHARKS MEDIA GUIDE

2015-16 SAN JOSE SHARKS SCORING

NO.	POS	PLAYER	GP	G	A	P	+/-	PIM	PP	SH	GW	S	%	TOI/G
19	C	Joe Thornton	82	19	63	82	25	54	8	0	6	121	15.7	18:21
8	C	Joe Pavelski	82	38	40	78	25	30	12	0	11	224	17	19:48
88	D	Brent Burns	82	27	48	75	-5	53	7	1	4	353	7.6	25:51
12	L	Patrick Marleau	82	25	23	48	-22	10	11	1	5	216	11.6	19:01
48	C	Tomas Hertl	81	21	25	46	16	26	3	0	3	202	10.4	15:58
42	R	Joel Ward	79	21	22	43	-15	28	5	1	3	138	15.2	16:58
44	D	Marc-Edouard Vlasic	67	8	31	39	15	48	2	0	0	116	6.9	23:07
39	C	Logan Couture	52	15	21	36	2	20	5	0	4	137	10.9	17:23
27	R	Joonas Donskoi	76	11	25	36	4	20	3	0	1	107	10.3	14:09
61	D	Justin Braun	80	4	19	23	11	36	0	0	0	114	3.5	20:33
50	C	Chris Tierney	79	7	13	20	-16	20	1	1	2	96	7.3	13:11
7	D	Paul Martin	78	3	17	20	13	22	1	0	0	49	6.1	20:43
68	C	Melker Karlsson	65	10	9	19	5	16	0	0	1	96	10.4	13:31
57	C	Tommy Wingels	68	7	11	18	-10	63	1	0	0	111	6.3	13:38
83	L	Matt Nieto	67	8	9	17	-8	10	0	2	1	90	8.9	13:09
4	D	Brenden Dillon	76	2	9	11	8	61	0	0	1	93	2.2	16:41
9	C	Dainius Zubrus	50	3	4	7	4	20	0	0	0	33	9.1	11:35
16	C	Nick Spaling	(TOTAL) 58	3	10	13	-2	24	0	0	0	53	5.7	14:17
		(SJS)	23	2	4	6	5	6	0	0	0	21	9.5	12:46
		(TOR)	35	1	6	7	-7	18	0	0	0	32	3.1	15:15
74	D	Dylan DeMelo	45	2	2	4	0	14	2	0	0	42	4.8	13:37
80	D	Matt Tennyson	29	1	3	4	1	0	1	0	0	23	4.3	10:30
18	R	Mike Brown	44	1	2	3	-3	63	0	0	0	37	2.7	7:13
46	D	Roman Polak	(TOTAL) 79	1	15	16	6	72	0	0	0	91	1.1	19:09
		(SJS)	24	0	3	3	-2	16	0	0	0	35	0	17:49
		(TOR)	55	1	12	13	8	56	0	0	0	56	1.8	19:44
89	R	Barclay Goodrow	14	0	3	3	1	16	0	0	0	7	0	10:16
82	L	Nikolay Goldobin	9	1	1	2	1	0	0	0	0	7	14.3	11:11
38	C	Micheal Haley	16	1	0	1	-2	48	0	0	0	10	10	7:05
11	C	Bryan Lerg	6	0	0	0	1	0	0	0	0	4	0	8:52
21	R	Ben Smith	6	0	0	0	-1	0	0	0	0	1	0	5:59
17	C	John McCarthy	1	0	0	0	0	0	0	0	0	0	0	7:05
41	D	Mirco Mueller	11	0	0	0	-4	7	0	0	0	8	0	10:36
40	C	Ryan Carpenter	1	0	0	0	0	0	0	0	0	0	0	7:27

GOALTENDER	GPI	MINS	GAA	W	L	O/T	SO	GA	SA	SPCT.	G	A	PIM
Martin Jones	65	3786	2.27	37	23	4	6	143	1734	0.918	0	0	0
James Reimer	(TOTAL) 40	2290	2.31	17	14	7	3	88	1128	0.922	0	0	0
	(SJS) 8	481	1.62	6	2	0	3	13	208	0.938	0	0	0
	(TOR) 32	1809	2.49	11	12	7	0	75	920	0.918	0	0	0
Alex Stalock	13	674	2.94	3	5	2	0	33	285	0.884	0	1	0



2015-16 STATISTICAL BREAKDOWN

Overall record:	46-30-6
Home record:	18-20-3
Road record:	28-10-3
Last 5 Games:	3-2-0
Last 10 Games:	5-5-0
1-Goal Games:	17-8-6
2-Goal Games:	10-10
3-Goal Games:	19-12
Scoring first	35-6-2
Opponent scoring first	11-24-4
Leading after 1 period	25-4-0
Trailing after 1 period	7-16-2
Tied after 1 period	14-10-4
Leading after 2 periods	28-0-2
Trailing after 2 periods	6-20-3
Tied after 2 periods	12-10-1
OT Record-This Season:	9-6
Shootout Record-This Season:	4-3

Outshooting opponent:	28-20-4
Outshot by opponent:	17-8-1
Even shots:	1-2-1

vs. WESTERN CONFERENCE:	26-19-5
vs. Central:	10-10-2
vs. Pacific:	16-9-3

vs. EASTERN CONFERENCE:	20-11-1
vs. Atlantic:	11-4-1
vs. Metro:	9-7-0

MONTH BY MONTH RECORD

	W-L-OT	POINTS
October:	5-5-0	10
November:	9-4-0	18
December:	4-7-2	10
January:	8-2-2	18
February:	8-4-2	18
March:	9-7-0	18
April:	3-1-0	6
Totals:	46-30-6	98

SITUATIONAL GOALS FOR AND AGAINST

	FOR	AGAINST
5 on 5:	150	134
5 on 4:	51	6
5 on 3:	8	0
4 on 4:	1	1
4 on 3:	0	0
3 on 3:	5	3
3 on 4:	0	0
3 on 5:	0	3
4 on 5:	7	39
Empty Net:	18	18
Penalty Shots:	0	1
Total:	237	207

PENALTIES

GP	MIN	AVG./RANK
82	727	8.9 (9th NHL)

POWER PLAY

	G/ATT	%
Overall:	62/275	22.5 (3rd NHL)
Home:	33/148	22.3 (T-3rd NHL)
Road:	29/127	22.8 (T-2nd NHL)
7 SHORT HANDED GOALS ALLOWED		

GOALS BY PERIOD

	1	2	3	OT	T	AVG
San Jose Sharks:	64	75	93	5	237	(2.9 avg.) (4th NHL)
Opponents:	59	67	78	3	207	(2.5 avg.) (10th NHL)

SHOTS BY PERIOD

	1	2	3	OT	T	AVG
San Jose Sharks:	824	831	795	41	2491	(30.4 avg.) (11th NHL)
Opponents:	753	786	676	30	2245	(27.4 avg.) (2nd NHL)

PENALTY KILLING

	G/ATT	%
Overall:	46/236	80.5 (T-20th NHL)
Home:	26/115	77.4 (26th NHL)
Road:	20/121	83.5 (7th NHL)
6 SHORT HANDED GOALS SCORED (T-15th NHL)		



2016-17 SAN JOSE SHARKS MEDIA GUIDE

2015-16 SHARKS SPECIAL TEAMS SCORING

POWER PLAY

PLAYER	G	A	P
Brent Burns	7	23	30
Joe Thornton	8	21	29
Joe Pavelski	12	16	28
Patrick Marleau	11	14	25
Logan Couture	5	10	15
Joel Ward	5	7	12
Marc-Edouard Vlasic	2	8	10
Joonas Donskoi	3	5	8
Tomas Hertl	3	4	7
Dylan DeMelo	2	2	4
Tommy Wingels	1	2	3
Paul Martin	1	1	2
Justin Braun	0	1	1
Matt Nieto	0	1	1
Matt Tennyson	1	0	1
Chris Tierney	1	0	1

PENALTY KILL

PLAYER	G	A	P
Brent Burns	1	1	2
Matt Nieto	2	0	2
Marc-Edouard Vlasic	0	2	2
Joel Ward	1	1	2
Tommy Wingels	0	2	2
Barclay Goodrow	0	1	1
Patrick Marleau	1	0	1
Chris Tierney	1	0	1

SHARKS 2015-16 HOME SCORING

POS	PLAYER	GP	TOI/G	G	A	P	+/-	PIM	PEN	EV TOI/G	PP TOI/G	SH TOI/G	FO	FOW	FOL	FO%
C	Joe Pavelski	41	19:52	18	16	34	9	16	8	15:21	4:05	0:25	470	270	200	57.4
R	Joel Ward	41	16:50	14	13	27	-17	10	5	13:20	2:12	1:17	219	106	113	48.4
D	Brent Burns	41	25:46	12	27	39	-10	16	8	19:05	4:39	2:01	0	0	0	0
L	Patrick Marleau	41	19:09	12	9	21	-16	4	2	13:59	3:53	1:16	234	129	105	55.1
C	Tomas Hertl	41	15:50	11	17	28	9	14	7	14:07	1:42	0:00	221	130	91	58.8
C	Joe Thornton	41	18:36	6	32	38	5	44	18	14:34	4:00	0:02	379	201	178	53
D	Marc-Edouard Vlasic	31	22:41	6	14	20	9	26	5	18:17	2:02	2:21	0	0	0	0
R	Joonas Donskoi	38	13:57	6	11	17	-4	10	5	12:13	1:40	0:02	1	0	1	0
C	Melker Karlsson	33	13:25	6	5	11	3	6	3	11:43	0:26	1:15	11	6	5	54.6
C	Logan Couture	28	17:46	4	13	17	-7	10	5	13:10	4:01	0:35	309	149	160	48.2
C	Tommy Wingels	35	13:17	4	7	11	-4	39	15	11:34	0:33	1:08	41	16	25	39
C	Chris Tierney	40	12:44	3	7	10	-8	10	5	11:02	0:10	1:31	394	191	203	48.5
D	Justin Braun	39	19:55	2	8	10	6	18	9	17:17	0:41	1:56	0	0	0	0
D	Paul Martin	39	20:03	2	6	8	-1	8	4	17:31	0:26	2:06	0	0	0	0
L	Matt Nieto	31	13:13	2	4	6	-5	4	2	11:58	0:03	1:11	3	0	3	0
D	Dylan DeMelo	23	14:23	2	1	3	0	8	4	12:58	1:12	0:12	0	0	0	0
D	Brenden Dillon	39	17:01	1	4	5	3	37	13	16:00	0:04	0:56	0	0	0	0
C	Nick Spaling	14	12:28	1	3	4	1	6	3	11:02	0:05	1:19	72	41	31	56.9
D	Matt Tennyson	13	11:39	1	2	3	0	0	0	10:13	1:20	0:05	0	0	0	0
C	Dainius Zubrus	25	11:20	1	2	3	5	8	4	10:14	0:03	1:02	8	5	3	62.5
C	Micheal Haley	9	7:18	1	0	1	1	26	6	7:16	0:02	0:00	16	9	7	56.2
D	Roman Polak	15	17:33	0	3	3	0	7	2	15:57	0:01	1:34	0	0	0	0
R	Mike Brown	20	7:27	0	1	1	-2	15	6	7:19	0:00	0:07	1	1	0	100
L	Nikolay Goldobin	2	11:30	0	1	1	0	0	0	11:24	0:00	0:06	0	0	0	0
C	Bryan Lerg	4	8:28	0	0	0	1	0	0	7:47	0:00	0:41	20	12	8	60
R	Ben Smith	1	7:56	0	0	0	0	0	0	7:54	0:02	0:00	4	2	2	50
C	John McCarthy	1	7:05	0	0	0	0	0	0	7:05	0:00	0:00	1	0	1	0
D	Mirco Mueller	6	10:49	0	0	0	-3	7	2	10:49	0:00	0:00	0	0	0	0
C	Ryan Carpenter	1	7:27	0	0	0	0	0	0	7:27	0:00	0:00	2	0	2	0
R	Barclay Goodrow	5	10:36	0	0	0	-1	2	1	9:40	0:02	0:53	2	2	0	100



SHARKS 2015-16 ROAD SCORING

PLAYER	POS	GP	G	A	P	+/-	PIM	PEN	EV TOI/G	PP TOI/G	SH TOI/G	TOI/G	FO	FOW	FOL	FO%
Joe Pavelski	C	41	20	24	44	16	14	6	15:50	3:13	0:41	19:45	468	246	222	52.6
Joe Thornton	C	41	13	31	44	20	10	5	14:46	3:16	0:03	18:06	374	198	176	52.9
Brent Burns	D	41	15	21	36	5	37	17	20:11	3:31	2:14	25:57	1	1	0	100
Patrick Marleau	L	41	13	14	27	-6	6	3	14:28	3:08	1:16	18:54	291	138	153	47.4
Logan Couture	C	24	11	8	19	9	10	5	12:46	3:13	0:56	16:55	267	122	145	45.7
Joonas Donskoi	R	38	5	14	19	8	10	5	13:01	1:14	0:05	14:21	2	2	0	100
Marc-Edouard Vlasic	D	36	2	17	19	6	22	8	19:22	1:57	2:10	23:30	0	0	0	0
Tomas Hertl	C	40	10	8	18	7	12	6	14:30	1:31	0:03	16:06	236	126	110	53.4
Joel Ward	R	38	7	9	16	2	18	9	13:45	1:58	1:23	17:06	274	131	143	47.8
Justin Braun	D	41	2	11	13	5	18	9	18:28	0:39	2:02	21:10	0	0	0	0
Paul Martin	D	39	1	11	12	14	14	7	18:42	0:22	2:19	21:23	0	0	0	0
Matt Nieto	L	36	6	5	11	-3	6	3	11:48	0:04	1:12	13:06	5	2	3	40
Chris Tierney	C	39	4	6	10	-8	10	5	11:58	0:10	1:30	13:38	411	177	234	43.1
Melker Karlsson	C	32	4	4	8	2	10	5	12:03	0:28	1:05	13:37	12	5	7	41.7
Tommy Wingels	C	33	3	4	7	-6	24	9	12:04	0:49	1:06	14:00	52	22	30	42.3
Brenden Dillon	D	37	1	5	6	5	24	9	15:07	0:08	1:03	16:19	0	0	0	0
Dainius Zubrus	C	25	2	2	4	-1	12	6	10:51	0:02	0:56	11:49	19	10	9	52.6
Barclay Goodrow	R	9	0	3	3	2	14	4	9:05	0:02	0:57	10:05	4	2	2	50
Mike Brown	R	24	1	1	2	-1	48	14	6:52	0:00	0:08	7:01	2	1	1	50
Nick Spaling	C	9	1	1	2	4	0	0	11:55	0:08	1:11	13:15	21	9	12	42.9
Nikolay Goldobin	L	7	1	0	1	1	0	0	11:03	0:01	0:00	11:05	0	0	0	0
Matt Tennyson	D	16	0	1	1	1	0	0	8:20	1:11	0:03	9:34	0	0	0	0
Dylan DeMelo	D	22	0	1	1	0	6	3	11:45	0:59	0:03	12:48	0	0	0	0
Bryan Lerg	C	2	0	0	0	0	0	0	9:23	0:00	0:18	9:41	13	5	8	38.5
Roman Polak	D	9	0	0	0	-2	9	3	16:53	0:01	1:20	18:15	0	0	0	0
Ben Smith	R	5	0	0	0	-1	0	0	5:36	0:00	0:00	5:36	13	3	10	23.1
Mirco Mueller	D	5	0	0	0	-1	0	0	9:33	0:46	0:00	10:20	0	0	0	0
Micheal Haley	C	7	0	0	0	-3	22	5	6:50	0:00	0:00	6:50	3	2	1	66.7

SHARKS 2015-16 GAME-BY-GAME RESULTS

H/A	#	DATE	TEAM	W/L/OT	SCORE	RECORD	SJ GOALS	PP	PK	SF-SA	SJ GOALTENDER	ATT.
A	1	10/7/2015	@Los Angeles	W	5-1	1-0-0	19,888,48,27	2-8	6-6	32-20	Jones	18,230
H	2	10/10/2015	Anaheim	W	2-0	2-0-0	12,12	0-1	1-1	44-27	Jones	17,562
A	3	10/13/2015	@Washington	W	5-0	3-0-0	19,18,48,83*,50*	1-5	4-4	32-31	Jones	18,506
A	4	10/16/2015	@New Jersey	W SO	2-1	4-0-0	12,881	0-1	5-6	34-32	Jones	12,464
A	5	10/17/2015	@NY Islanders	L	3-6	4-1-0	8,82,42	0-2	2-3	25-34	Stalock	11,577
A	6	10/19/2015	@NY Rangers	L	0-4	4-2-0		0-2	0-1	22-28	Jones	18,006
H	7	10/22/2015	Los Angeles	L	1-4	4-3-0	42 (not a pp goal)	0-5	2-4	40-29	Jones	16,797
H	8	10/24/2015	Carolina	W	5-2	5-3-0	42,42,8,57,42*	0-1	2-3	21-34	Jones	15,814
H	9	10/28/2015	Nashville	L	1-2	5-4-0	8	0-2	2-2	21-24	Jones	15,219
A	10	10/31/2015	@Dallas	L	3-5	5-5-0	8,83,42	2-4	4-5	29-25	Stalock	18,178
A	11	11/1/2015	@Colorado	W	4-3	6-5-0	42,88,88,8*	0-1	2-4	32-26	Jones	17,128
H	12	11/3/2015	Columbus	L	2-5	6-6-0	8,8	0-4	1-2	43-24	Jones	15,491
H	13	11/5/2015	Florida	W	5-2	7-6-0	88,27,12,44,50*	0-2	2-3	32-33	Stalock	15,525
H	14	11/7/2015	Anaheim	L	0-1	7-7-0		0-4	2-2	31-17	Jones	17,562
H	15	11/10/2015	NY Islanders	L	2-4	7-8-0	42,88	0-2	2-2	36-25	Stalock	16,558
A	16	11/13/2015	@Detroit	W	3-2	8-8-0	68,83,8	0-1	2-2	14-28	Jones	20,027
A	17	11/14/2015	@Buffalo	W*	2-1	9-8-0	44,12	1-3	3-3	32-31	Jones	18,611
A	18	11/17/2015	@Boston	W	5-4	10-8-0	8,27,68,12,19	2-5	1-3	28-29	Jones	17,565
A	19	11/19/2015	@Philadelphia	W*	1-0	11-8-0	68	0-4	2-2	21-34	Jones	18,229
A	20	11/21/2015	@Pittsburgh	W	3-1	12-8-0	88,88,7	0-4	5-6	29-39	Jones	18,534
A	21	11/22/2015	@Columbus	W	5-3	13-8-0	12,88,48,*	1-5	3-3	29-31	Stalock	13,397



2016-17 SAN JOSE SHARKS MEDIA GUIDE

SHARKS 2015-16 GAME-BY-GAME RESULTS

2015-16 IN REVIEW

H/A	#	DATE	TEAM	W/L/OT	SCORE	RECORD	SJ GOALS	PP	PK	SF-SA	SJ GOALTENDER	ATT.
H	22	11/25/2015	Chicago	L	2-5	13-9-0	88,12	1-5	3-3	29-26	Jones	17,562
H	23	11/28/2015	Calgary	W	5-2	14-9-0	57,48,42,12,44	2-2	3-3	29-27	Jones	17,283
H	24	12/1/2015	Pittsburgh	L	1-5	14-10-0	12p	1-3	1-2	34-29	Jones	16,624
A	25	12/4/2015	@ Anaheim	L	0-1	14-11-0		0-4	4-4	23-26	Jones	15,701
H	26	12/5/2015	Tampa Bay	L	3-4	14-12-0	80,42,88	3-8	3-4	34-20	Stalock	16,089
A	27	12/8/2015	@ Calgary	L	2-4	14-13-0	50,19	1-3	6-7	33-33	Jones	19,289
A	28	12/9/2015	@ Edmonton	L*	3-4	14-13-1	61,12,8	0-3	1-1	28-20	Jones	16,839
H	29	12/12/2015	Minnesota	L	0-2	14-14-1		0-2	1-1	25-30	Jones	16,766
A	30	12/15/2015	@ Montreal	W	3-1	15-14-1	12,8,9	0-0	2-2	18-27	Jones	21,288
A	31	12/17/2015	@ Toronto	W*	5-4	16-14-1	8,12,44,83,88	2-3	3-3	44-31	Jones	18,966
A	32	12/18/2015	@ Ottawa	L	2-4	16-15-1	19,88	1-4	3-3	33-35	Stalock	17,990
A	33	12/20/2015	@ Chicago	L*	3-4	16-15-2	27,57,8	1-3	1-1	36-32	Jones	22,096
A	34	12/22/2015	@ Los Angeles	W	5-3	17-15-2	19,88,8,8,88*	2-4	3-3	23-36	Jones	18,493
H	35	12/28/2015	Colorado	L	3-6	17-16-2	12,68,48	0-3	2-6	38-26	Jones	17,562
H	36	12/30/2015	Philadelphia	W	4-2	18-16-2	19,88,8,8	3-6	3-3	33-19	Jones	17,562
H	37	1/2/2016	Winnipeg	L	1-4	18-17-2	88	1-5	2-3	28-27	Jones	17,562
H	38	1/7/2016	Detroit	L	1-2	18-18-2	42	0-3	2-2	36-25	Jones	16,856
H	39	1/9/2016	Toronto	W	7-0	19-18-2	88,83*,8,48,68,27,48	0-4	3-3	31-28	Jones	17,281
A	40	1/11/2016	@ Calgary	W	5-4	20-18-2	19,27,39,88,42	1-1	1-4	18-35	Jones	19,227
A	41	1/12/2016	@ Winnipeg	W	4-1	21-18-2	50*,19,8,42	1-6	1-3	27-22	Stalock	15,294
H	42	1/14/2016	Edmonton	W SO	2-1	22-18-2	44,8!	0-4	0-1	37-25	Jones	15,379
H	43	1/16/2016	Dallas	W*	4-3	23-18-2	44,50,44,48	2-2	2-2	39-35	Jones	17,562
H	44	1/18/2016	Ottawa	L SO	3-4	23-18-3	48,39,83	0-2	0-1	35-17	Stalock	16,619
A	45	1/21/2016	@ Arizona	W	3-1	24-18-3	57,50,12*	1-2	1-1	23-24	Jones	12,251
H	46	1/23/2016	Minnesota	W	4-3	25-18-3	48,27,42,8	1-3	2-3	33-28	Jones	16,956
H	47	1/24/2016	Los Angeles	L*	2-3	25-18-4	8,39	0-4	1-4	32-32	Jones	17,562
H	48	1/26/2016	Colorado	W	6-1	26-18-4	68,48,8,42,7*,74	3-5	4-5	24-22	Jones	17,424
A	49	2/2/2016	@ Anaheim	L	2-3	26-19-4	9,57	0-3	4-4	32-25	Jones	16,588
A	50	2/4/2016	@ St. Louis	W	3-1	27-19-4	27,19,83	0-4	2-2	32-27	Jones	18,803
A	51	2/6/2016	@ Nashville	L	2-6	27-20-4	19,39	2-5	2-2	30-30	Jones	17,192
A	52	2/9/2016	@ Chicago	W	2-0	28-20-4	12,19*	1-1	3-3	27-33	Jones	21,753
H	53	2/11/2016	Calgary	L SO	5-6	28-20-5	57,39,12,27,74	3-9	3-5	42-22	Stalock	16,854
H	54	2/13/2016	Arizona	W	4-1	29-20-5	9,50,48,27*	1-5	3-3	28-23	Jones	17,562
A	55	2/16/2016	@ Tampa Bay	W	4-2	30-20-5	42,8,83,68	0-3	2-2	31-30	Jones	19,092
A	56	2/18/2016	@ Florida	W SO	2-1	31-20-5	39,8!	0-4	1-1	18-20	Jones	13,019
A	57	2/19/2016	@ Carolina	L	2-5	31-21-5	88,48	0-0	1-2	24-37	Jones	11,756
A	58	2/22/2016	@ St. Louis	W	6-3	32-21-5	48,48,39,39,19,19*	2-5	1-3	33-28	Jones	19,371
A	59	2/24/2016	@ Colorado	L SO	3-4	32-21-6	16,88,42	0-1	1-2	33-41	Jones	15,564
H	60	2/26/2016	Buffalo	L	1-3	32-22-6	44	0-0	0-0	25-22	Jones	17,562
A	61	2/28/2016	@ Vancouver	W	4-1	33-22-6	8,48,12,61*	1-4	1-1	28-24	Jones	18,570
H	62	2/29/2016	Montreal	W	6-2	34-22-6	19,8,88,68,16,8	0-2	3-3	36-23	Jones	16,205
A	63	3/3/2016	@ Vancouver	W	3-2	35-22-6	48,88,12	1-4	1-1	30-30	Jones	18,422
A	64	3/5/2016	Vancouver	L	2-4	35-23-6	38,88	0-3	3-7	34-26	Reimer	17,562
A	65	3/7/2016	@ Calgary	W*	2-1	36-23-6	88,8	0-1	6-7	23-48	Jones	18,740
A	66	3/8/2016	@ Edmonton	W	3-0	37-23-6	39,39,8	1-2	2-2	22-31	Reimer	16,839
H	67	3/10/2016	New Jersey	L	0-3	37-24-6		0-3	1-1	30-16	Jones	16,234
H	68	3/12/2016	Washington	W	5-2	38-24-6	19,12*,8,4,88*	1-2	2-3	28-25	Jones	17,562
H	69	3/15/2016	Boston	W	3-2	39-24-6	68,88,27	1-4	1-1	27-23	Reimer	16,624
A	70	3/17/2016	@ Arizona	L	1-3	39-25-6	48	0-2	1-2	28-22	Jones	13,005
H	71	3/19/2016	NY Rangers	W	4-1	40-25-6	42,19,42,8	1-3	2-2	52-26	Jones	16,888
H	72	3/20/2016	Arizona	W	3-0	41-25-6	42,48,8*	2-5	4-4	35-25	Reimer	15,756
H	73	3/22/2016	St. Louis	L	0-1	41-26-6		0-4	2-2	37-24	Jones	15,411
H	74	3/24/2016	Edmonton	L	3-6	41-27-6	57,8,12	2-4	1-1	26-22	Reimer	16,570



SHARKS 2015-16 GAME-BY-GAME RESULTS

H/A	#	DATE	TEAM	W/L/OT	SCORE	RECORD	SJ GOALS	PP	PK	SF-SA	SJ GOALTENDER	ATT.
H	75	3/26/2016	Dallas	L	2-4	41-28-6	42*,48	0-6	2-3	26-17	Jones	16,439
H	76	3/28/2016	Los Angeles	W	5-2	42-28-6	61,88,19,68,61*	1-2	2-3	31-32	Jones	17,066
A	77	3/29/2016	@ Vancouver	W	4-1	43-28-6	8,39,39,39*	1-4	2-2	31-24	Reimer	18,315
H	78	3/31/2016	Vancouver	L	2-4	43-29-6	12,39	1-4	4-4	34-26	Jones	15,689
A	79	4/2/2016	@ Nashville	W SO	3-2	44-29-6	48,48,39!	0-3	2-2	40-30	Reimer	17,113
A	80	4/5/2016	@ Minnesota	W	3-0	45-29-6	39,12,12	1-3	3-3	20-29	Reimer	19,061
H	81	4/7/2016	Winnipeg	L	4-5	45-30-6	8,19,71,2	2-4	2-4	25-26	Jones	15,900
H	82	4/9/2016	Arizona	W	1-0	46-30-6	8	1-6	4-4	32-20	Jones	17,562

KEY:

W* = overtime win

OT SO = shootout loss,

empty net ^

L* = overtime loss

power play, shorthanded *

shootout determining goal!

W SO = Shootout win

game-winning, penalty shot #

SHARKS STATISTICAL LEADERS

POINTS:	J. THORNTON (82), J. PAVELSKI (78), B. BURNS (75)
GOALS:	J. PAVELSKI (38), B. BURNS (27), P. MARLEAU (25)
ASSISTS:	J. THORNTON (63), B. BURNS (48), J. PAVELSKI (40)
PP GOALS:	J. PAVELSKI (12), P. MARLEAU (11), J. THORNTON (8)
SH GOALS:	M. NIETO (2), P. MARLEAU (1), J. WARD (1)
GW GOALS:	J. PAVELSKI (11), J. THORNTON (6), P. MARLEAU (5)
3+ GOALS:	L. COUTURE (1), J. WARD (1)
PIM:	R. POLAK (72), T. WINGELS (63), B. DILLON (61)
SHOTS:	B. BURNS (353), J. PAVELSKI (224), P. MARLEAU (216)
+/-:	J. THORNTON (+25), J. PAVELSKI (+25), T. HERTL (+16)

SHARKS GOALTENDER LEADERS

GAMES PLAYED	JONES (65), STALOCK (13), REIMER (8)
MINUTES	JONES (1386), STALOCK (674), REIMER (481)
WINS	JONES (37), REIMER (6), STALOCK (3)
GOALS-AGAINST AVG.	REIMER (1.62), JONES (2.27), STALOCK (2.94)
SAVE PERCENTAGE	REIMER (.938), JONES (.918), STALOCK (.884)
SHUTOUTS	JONES (6), REIMER (3)

FRANCHISE RECORDS TIED OR SET IN 2015-16

FEWEST GOALS, GAME AT HOME — 0 (57 times, most recent — 3/22/16 vs. St. Louis [0-1 L])

FEWEST GOALS, GAME ON ROAD — 0 (63 times, most recent — 11/7/15 at Anaheim [0-1 L])

FEWEST GOALS ALLOWED, GAME AT HOME — 0 (73 times, most recent — 4/9/16 vs. Arizona [1-0 W])

FEWEST GOALS ALLOWED, GAME ON ROAD — 0 (66 times, most recent — 4/5/16 at Minnesota [3-0 W])

EARLIEST GOAL FROM START OF OVERTIME, FOR — :19, 3/7/16 at CGY (2-1 W OT); Joe Pavleski

FEWEST POINTS, GAME — 0 (120 times, most recent — 3/22/16 vs St. Louis [0-1 L])

FEWEST POINTS AGAINST, GAME — 0 (138 times, most recent — 4/9/16 vs. Arizona [1-0 W])

FEWEST PENALTIES FOR, GAME AT HOME — 0, (6 times, most recent - 2/26/16 vs. Buffalo [1-3 L]), 0 PIM

FEWEST PENALTIES AGAINST, GAME AT HOME — 0, 2/26/16 vs. Buffalo [1-3 L]), 0 PIM

FEWEST PIM FOR, GAME AT HOME — 0, (6 times, most recent - 2/26/16 vs. Buffalo [1-3 L]), 0 PIM

FEWEST PIM AGAINST, GAME AT HOME — 0, 2/26/16 vs. Buffalo [1-3 L]), 0 PIM

FEWEST PENALTY MINUTES, GAME BY BOTH TEAMS, HOME — 0, 2/26/16 vs. Buffalo (1-3 L); 0 SJ, 0 BUF

FEWEST PENALTIES, GAME BY BOTH TEAMS, HOME — 0, 2/26/16 vs. Buffalo (1-3 L); 0 SJ, 0 BUF

LONGEST SCORELESS STREAK, OPPONENT — 234:33, 10/7/15 at Los Angeles (1st period) thru 8/16/15 at New Jersey (3rd period)

MOST MINUTES, GAME — 65:00 (numerous times, most recent — James Reimer, 4/2/16 at Nashville [3-2 WSO])

FEWEST GOALS ALLOWED, GAME — 0 (139 times, most recent — Martin Jones, 4/9/16 vs. Arizona [1-0 W])

LONGEST SHUTOUT STREAK — 234:33, Martin Jones, 10/7/15 at Los Angeles (1st period) thru 8/16/15 at New Jersey (3rd period)

MOST MINUTES, GAME BY OPPONENT — 65:00 (Numerous times, most recent — Carter Hutton, 4/2/16 at Nashville [3-2 WSO])

FEWEST GOALS ALLOWED, GAME BY OPPONENT — 0 (120 times, most recent — Brian Elliott, 3/22/16 vs. St. Louis [0-1 L])



2016-17 SAN JOSE SHARKS MEDIA GUIDE

2015-16 SAN JOSE SHARKS SEASON HIGHS AND LOWS

2015-16 IN REVIEW

SEASON	GOALS	ALL-TIME
7, 1/9/16 vs. Toronto (7-0 W)	Most, Game	10, 2X, MR, 3/30/01 vs. Columbus (10-2 W)
0, 6X, MR, 3/23/16 vs St. Louis (0-1 L)	Fewest, Game	0, 120X, MR, 3/23/16 vs St. Louis (0-1 L)
6, 4x, MR, 3/24/16 vs Edmonton (3-6 L)	Most Allowed	13, 2/10/93 at Calgary (1-13 L)
0, 9X, MR, 4/9/16 vs Arizona (1-0 W)	Fewest Allowed	0, 139X, MR, 4/9/16 vs Arizona (1-0 W)
4, 3x, MR, 2/28/16 at Vancouver (4-1 W), 3rd	Most, Period	6, 3X MR, 1/22/13 at Edmonton (6-3 W), 1st
4, 2x, MR, 3/24/16 vs Edmonton (3-6 L), 2nd	Most Allowed, Period	8, 12/17/91 at Pittsburgh (2-10 L), 2nd
SHOTS		
52, 3/19/16 vs. NY Rangers (4-1 W)	Most, Game	59, 1/29/14 at Edmonton (0-3 L)
14, 11/13/15 at Detroit (3-2 W)	Fewest, Game	9, 11/4/98 vs. Dallas (4-0 W)
48, 3/7/16 at Calgary (2-1 OTW)	Most Faced, Game	59, 12/26/92 vs. Los Angeles (7-2 W)
16, 3/10/16 vs New Jersey (0-3 L)	Fewest Faced, Game	11, 10/28/08 vs. Pittsburgh (2-1 W)
21, 2x, MR, 3/19/16 vs. NY Rangers (4-1 W), 2nd	Most, Period	29, 3/18/14 vs. Florida (2-3 L), 3rd
1, 2/18/16 at Florida (2-1 SOW), 3rd	Fewest, Period (reg.)	0, 3X, MR 10/11/14 vs. Winnipeg (3-0 W), 3rd
21, 12/22/15 at Los Angeles (5-3 W), 1st	Most Faced, Period	25, 4X MR, 12/31/13 at Anaheim (6-3 L), 2nd
1, 2/13/16 vs. Arizona (4-1 W), 3rd	Fewest Faced, Period (reg.)	0, 4X MR, 3/21/08 vs. Anaheim (2-1 W), 3rd
SPECIAL TEAMS		
3, 4x, MR, 2/11/16 vs. Calgary (5-6 SOL)	Most PPG, Game	6, 1/7/07 vs. Detroit (9-4 W)
4, 12/28/15 vs. Colorado (3-6 L)	Most PPG Allowed, Game	5, 5X MR, 2/18/04 at Nashville (3-7 L)
1, 6X, MR, 3/26/16 vs Dallas (2-4 L)	Most SHG, Game	3, 10/18/96 at Anaheim (4-1 W)
1, 7x, MR, 3/29/16 at Vancouver (4-1 W)	Most SHG Allowed, Game	3, 11/25/09 vs. Chicago (2-7L)
9, 2x, MR, 3/7/16 at Calgary (2-1 OTW), 21 PIM	Most Penalties For, Game	21, 1/26/93 at Los Angeles (1-7 L), 92 PIM
11, 10/7/15 at Los Angeles (5-1 W), 36 PIM	Most Penalties by Opp., Game	22, 2/18/93 vs. Winnipeg (5-3 W), 82 PIM
0, 2/26/16 vs. Buffalo (1-3 L)	Fewest Penalties For, Game	0, 12X MR, 2/26/16 vs. Buffalo (1-3 L)
0, 2/26/16 vs. Buffalo (1-3 L)	Fewest Penalties by Opp., Game	0, 3X, MR 2/26/16 vs. Buffalo (1-3 L)
24, 11/7/15 vs. Anaheim (0-1 L), 5 penalties	Most PIM, Game	102, 2/5/97 vs. Los Angeles (3-2 W), 17 Penalties
0, 2/26/16 vs. Buffalo (1-3 L)	Fewest PIM, Game	0, 12X, MR, 2/26/16 vs. Buffalo (1-3 L)
RTSS STATS		
46, 3/28/16 vs Los Angeles (5-2 W)	Hits, Game	52, 4/3/14 vs. Los Angeles (2-1 W)
28, 2x, MR, 3/28/16 vs Los Angeles (5-2 W)	Blocked Shots, Game	30, 2X, MR, 30, 12/29/13 vs. Anaheim (3-1 W)
18, 3/28/16 vs Los Angeles (5-2 W)	Takeaways, Game	29, 10/22/01 at New York Rangers (5-1 W)
OVERALL STREAKS		
6, 11/13/15 at Detroit thru 11/22/15 at Columbus (6-0-0)	Longest Winning	11, 2/21/08 at Philadelphia thru 3/14/08 vs. St. Louis (11-0-0)
6, 11/13/15 at Detroit thru 11/22/15 at Columbus (6-0-0)	Longest Unbeaten	11, 2/21/08 at Philadelphia thru 3/14/08 vs. St. Louis (11-0-0)



2015-16 SAN JOSE SHARKS SEASON HIGHS AND LOWS

RTSS STATS		
10, 1/9/16 vs. Toronto thru 1/26/16 vs. Colorado (8-0-2)	Most Games	20, 2/21/08 at Philadelphia thru 4/1/08 vs. LA (18-0-2)
4 games, 12/1/15 vs. Pittsburgh thru 12/8/15 at Calgary Los Angeles (0-4-0)	Recording a Point	
6 games, 12/1/15 vs. Pittsburgh thru 12/12/15 vs. Minnesota (0-5-1)	Longest Losing in Regulation	17 games, 1/4/93 thru 2/12/93 (ties NHL record)
	Longest Winless	20 games, 12/29/92-2/12/93, (0-19-1)
SHARKS INDIVIDUAL		
4, 2x, MR, J. Thornton (2-2=4), 2/23/16 at St. Louis (6-3 W)	Most Points, Game	6, O. Nolan (3-3=6) 10/4/99 vs. Chicago (7-1 W)
3, 2x, MR, L. Couture (3-0=3), 3/29/16 at Vancouver (4-1 W)	Most Goals, Game	4, 2X, MR T. Hertl (4-0=4), 10/8/13 vs. NY Rangers (9-2 W)
3, 3x, MR, T. Hertl (0-3=3), 3/19/16 vs. NY Rangers (4-1 W)	Most Assists, Game	4, 19X MR, J. Pavelski (0-4=4), 3/15/11 at Dallas (6-3 W)
47, M. Jones, 3/7/16 at Calgary (2-1 OTW)	Most Saves, Game	57, Jeff Hackett, 12/26/92 vs. Los Angeles (7-2 W)
11, L. Couture, 1/14/16 vs. Edmonton (2-1 SOW)	Most Shots, Game	12, P. Marleau, 3/31/11 vs. Dallas (6-0 W)
11, J. Pavelski, 12/20/15 at Chicago (3-4 OTL)	Most Hits, Game	12, T. Wingsles, 3/25/14 at Edmonton (5-2 W)
7, J. Braun, 11/19/15 at Philadelphia (1-0 OTW)	Most Blocked Shots, Game	8, 2X, MR J. Braun 11/29/13 vs. St. Louis (6-3 W)
4, 3X, MR, C. Tierney, 4/7/16 vs. Winnipeg (4-5 L)	Most Takeaways, Game	7, J. Thornton, 11/3/11 vs. Pittsburgh (4-3 WSO)
15, B. Dillon, 11/7/15 vs. Anaheim (0-1 L), 2 penalties	Most PIM, Game	41, J. Shelley, 4/6/08 at Dallas (2-4 L), 7 penalties
OPPONENTS INDIVIDUAL		
4, D. Byfuglien (1-3=4), 4/7/16 vs. Winnipeg (4-5 L)	Most Points, Game	7, M. Lemieux (1-6=7), 12/5/92 vs. Pittsburgh (4-9 L)
3, N. MacKinnon (3-0=2), 12/28/15 vs. Colorado (3-6 L)	Most Goals, Game	5, M. Ricci, 2/17/94 vs. Quebec (2-8 L)
3, D. Byfuglien (1-3=4), 4/7/16 vs. Winnipeg (4-5 L)	Most Assists, Game	6, M. Lemieux, 12/5/92 vs. Pittsburgh (4-9 L)
43, H. Lundqvist, 3/19/16 vs. NY Rangers (4-1 W)	Most Saves, Game	59, B. Scrivens, 1/29/14 at Edmonton (0-3 L)



SHARKS 2015-16 SEASON RECORD BOOK

HAT TRICKS

SHARKS (2)

GOALS	PLAYER	DATE	GAME	SCORE	GOALTENDER(S)
3	Logan Couture	March 29, 2016	@Vancouver	4-1 W	Jacob Markstrom (2), Empty Net (1)
3	Joel Ward	Oct. 24, 2015	vs. Carolina	5-2 W	Eddie Lack (3)

OPPONENTS (1)

GOALS	PLAYER	DATE	GAME	SCORE	GOALTENDER(S)
3	Nathan MacKinnon	Dec. 28, 2015	vs. Colorado	3-6 L	Jones (3)

SHUTOUTS

SHARKS (9)

DATE	OPPONENT	GOALTENDER	SCORE	SAVES
April 9, 2016	vs. Arizona	Martin Jones	1-0	20
April 5, 2016	at Minnesota	James Reimer	3-0	29
March 20, 2016	at Arizona	James Reimer	3-0	25
March 8, 2016	at Edmonton	James Reimer	3-0	31
Feb. 9, 2016	at Chicago	Martin Jones	2-0	33
Jan. 9, 2016	vs. Toronto	Martin Jones	7-0	28
Nov. 19, 2015	at Philadelphia	Martin Jones	1-0	34
Oct. 13, 2015	at Washington	Martin Jones	5-0	31
Oct. 10, 2015	vs. Anaheim	Martin Jones	2-0	27

OPPONENTS (6)

DATE	OPPONENT	GOALTENDER	SCORE	SAVES
March 22, 2016	vs. St. Louis	Brian Elliott	0-1	37
March 10, 2016	vs. New Jersey	Keith Kinkaid	0-3	30
Dec. 12, 2015	vs. Minnesota	Darcy Kuemper	0-2	25
Dec. 4, 2015	at Anaheim	John Gibson	0-1	23
Nov. 7, 2015	vs. Anaheim	Anton Khudobin	0-1	31
Oct. 19, 2015	at NY Rangers	Antti Raanta	0-4	28

PENALTY SHOTS

SHARKS (2)

DATE	OPPONENT	PLAYER	GOALTENDER	RESULT	TIME	PERIOD	SCORE
Dec. 17, 2015	at Toronto	Chris Tierney	Jonathan Bernier	Unsuccessful	5:06	3rd	5-4 OTW
Oct. 16, 2015	at New Jersey	Patrick Marleau	Cory Schneider	Unsuccessful	13:42	2nd	2-1 SOW

OPPONENTS (3)

DATE	OPPONENT	PLAYER	GOALTENDER	RESULT	TIME	PERIOD	SCORE
March 12, 2016	vs. Washington	Jay Beagle	Martin Jones	Unsuccessful	19:47	2nd	5-2 W
Jan. 18, 2016	vs. Ottawa	Zack Smith	Alex Stalock	Successful	14:29	3rd	3-4 SOL
Oct. 17, 2015	at NY Islanders	Mikhail Grabovski	Alex Stalock	Unsuccessful	17:47	1st	3-6 L



SHARKS 2015-16 SEASON RECORD BOOK

EXTRA ATTACKER GOALS

SHARKS (1)

DATE	OPPONENT	GOAL SCORER	TIME	PERIOD	FINAL SCORE
Feb. 24, 2016	at Colorado	Joel Ward	18:29	3rd	3-4 SOL

OPPONENTS (4)

DATE	OPPONENT	GOAL SCORER	TIME	PERIOD	FINAL SCORE
March 7, 2016	at Calgary	Joe Colborne	18:38	3rd	2-1 OTW
Jan. 24, 2016	vs. Los Angeles	Vincent Lecavalier	19:47	3rd	2-3 OTL
Jan. 11, 2016	at Calgary	Michael Ferland	16:19	3rd	5-4 W
Nov. 13, 2015	at Detroit	Teemu Pulkkinen	18:08	3rd	3-2 W

OVERTIME VICTORIES (5)

DATE	OPPONENT	GWG	GOALTENDER	TIME	SCORE
March 7, 2016	at Calgary	Joe Pavelski	Joni Ortio	0:19	2-1
Jan. 16, 2016	vs. Dallas	Tomas Hertl	Antti Niemi	1:12	4-3
Dec. 17, 2015	at Toronto	Brent Burns	Jonathan Bernier	2:13	5-4
Nov. 19, 2015	at Philadelphia	Melker Karlsson	Steve Mason	3:45	1-0
Nov. 14, 2015	at Buffalo	Patrick Marleau	Chad Johnson	2:59	2-1

SHOOTOUT VICTORIES (4)

DATE	OPPONENT	SO WINNER	SJ CON/ ATT.	OPP CON/ ATT.	SCORE	GOALTENDER (SJ/OPP)
April 2, 2016	at Nashville	Logan Couture	1/2	0/3	3-2	James Reimer/Carter Hutton
Feb. 18, 2016	at Florida	Joe Pavelski	2/2	1/3	2-1	Martin Jones/Al Montoya
Jan. 14, 2016	vs. Edmonton	Joe Pavelski	2/2	0/2	2-1	Martin Jones/Cam Talbot
Oct. 16, 2015	at New Jersey	Brent Burns	2/2	1/3	2-1	Martin Jones/Cory Schneider

OVERTIME LOSSES (3)

DATE	OPPONENT	GWG	GOALTENDER	TIME	SCORE
Jan. 24, 2016	vs. Los Angeles	Marian Gaborik	Martin Jones	4:06	2-3
Dec. 20, 2015	at Chicago	Jonathan Toews	Martin Jones	2:21	3-4
Dec. 9, 2015	at Edmonton	Taylor Hall	Martin Jones	3:59	3-4

SHOOTOUT LOSSES (3)

DATE	OPPONENT	SO WINNER	SJ CON/ ATT.	OPP CON/ ATT.	SCORE	GOALTENDER (SJ/OPP)
Feb. 24, 2016	at Colorado	Nathan MacKinnon	0/2	2/3	3-4	Martin Jones/Calvin Pickard
Feb. 11, 2016	vs. Calgary	Jiri Hudler	1/4	2/4	5-6	Alex Stalock/Jonas Hiller
Jan. 18, 2016	vs. Ottawa	Mika Zibanejad	0/3	1/2	3-4	Alex Stalock/Craig Anderson



MAJOR TRANSACTIONS SINCE 2015-16

DATE	TRANSACTION
7/15	Re-signed F Matt Nieto
7/14	Re-signed F Ryan Carpenter
7/11	Re-signed D Dylan DeMelo
	Signed D Dan Kelly
7/1	Signed D David Schlemko and F Mikkel Boedker
	Re-signed F Micheal Haley and G Aaron Dell
6/30	Re-signed F Tomas Hertl
6/20	Acquired C Maxim Letunov and a sixth-round selection in the 2017 NHL Draft from Arizona in exchange for a fourth-round selection in the 2016 NHL Draft (120th overall) and a third-round selection (previously acquired from Detroit) in the 2017 NHL Draft.
5/26	Acquired a third-round selection in the 2017 NHL Draft from Detroit in exchange for F Dylan Sadowy.
5/24	Signed D Tim Heed to an entry-level contract.
5/13	Signed F Marcus Sorensen to an entry-level contract.
4/11	Signed G Mantas Armalis to an entry-level contract.
4/9	Signed F Danny O'Regan to an entry-level contract.
	Signed D Michael Brodzinski to an entry-level contract.
3/11	Signed F Alex Schoenborn to an entry-level contract.
3/9	Signed F Kevin Labanc to an entry-level contract.
3/3	Signed F Adam Helewka to an entry-level contract.
3/2	Signed F Jon Martin to an entry-level contract.
	Mike Brown claimed off of waivers by Montreal
2/27	Acquired G James Reimer and F Jeremy Morin from Toronto in exchange for G Alex Stalock, F Ben Smith and a conditional fourth round selection in the 2018 NHL Draft.
2/22	Acquired D Roman Polak and F Nick Spaling from Toronto in exchange for F Raffi Torres, a second round selection in the 2017 NHL Draft and a second round selection in the 2018 NHL Draft.
11/24/15	Signed F Dainius Zubrus.
10/7/15	Signed D Cavan Fitzgerald





ALL-TIME SHARKS REGULAR SEASON RECORDS

(Thru 4/9/16) • (& Indicates set NHL Record; \$ Indicates tied NHL Record)


TEAM RECORDS

GOALS

MOST GOALS, GAME AT HOME — 10, 3/30/01 vs. Columbus (10-2 W)**MOST GOALS, GAME ON ROAD** — 10, 1/13/96 at Pittsburgh (10-8 W)**MOST GOALS AGAINST, GAME AT HOME** — 11, 11/8/92 vs. Los Angeles (4-11 L)**MOST GOALS AGAINST, GAME ON ROAD** — 13, 2/10/93 at Calgary (1-13 L)**MOST GOALS, GAME BY BOTH TEAMS AT HOME** — 15 (2 times, most recent — 12/12/92 vs. Quebec [7-8 L OT])**MOST GOALS, GAME BY BOTH TEAMS ON ROAD** — 18, 1/13/96 at Pittsburgh (10-8 W)**FEWEST GOALS, GAME AT HOME** — 0 (57 times, most recent — 3/22/16 vs. St. Louis [0-1 L])**FEWEST GOALS, GAME ON ROAD** — 0 (63 times, most recent — 11/7/15 at Anaheim [0-1L])**FEWEST GOALS ALLOWED, GAME AT HOME** — 0 (73 times, most recent — 4/9/16 vs. Arizona [1-0 W])**FEWEST GOALS ALLOWED, GAME ON ROAD** — 0 (66 times, most recent — 4/5/16 at Minnesota [3-0 W])**FEWEST GOALS BY BOTH TEAMS, GAME AT HOME** — 0 (7 times, most recent — 2/9/13 vs. Phoenix [0-1 LSO])**FEWEST GOALS BY BOTH TEAMS, GAME ON ROAD** — 0 (4 times, most recent — 10/21/13 at Detroit [1-0 WSO])**EARLIEST GOAL FROM START OF GAME, FOR** — :08, 1/11/00 vs. St. Louis (2-5 L); Stephane Matteau**EARLIEST GOAL FROM START OF 2nd PERIOD, FOR** — :12, 11/28/92 at Minnesota (3-10 L); Lyndon Byers**EARLIEST GOAL FROM START OF 3rd PERIOD, FOR** — :09, 2 times, most recent — 10/10/09 vs. Minnesota (4-2 W); Patrick Marleau**EARLIEST GOAL FROM START OF OVERTIME, FOR** — :19, 3/7/16 at CGY (2-1 W OT); Joe Pavleski**EARLIEST GOAL FROM START OF GAME, AGAINST** — :10, 3/6/12 vs. Edmonton (2-3 LSO); Jordan Eberle**EARLIEST GOAL FROM START OF 2nd PERIOD, AGAINST** — :12, 10/31/95 vs. N.Y. Rangers (3-5 L); Adam Graves**EARLIEST GOAL FROM START OF 3rd PERIOD, AGAINST** — :09, 3/23/95 vs. Anaheim (3-6 L); Bobby Dollas**EARLIEST GOAL FROM START OF OVERTIME, AGAINST** — :19, 3/18/07 at Colorado (3-4 L OT); Milan Hejduk**FASTEST 2 GOALS FROM START OF GAME, FOR** — :47, 10/22/98 vs. Chicago (2-2 T), O. Nolan, J. Murphy**FASTEST 3 GOALS FROM START OF GAME, FOR** — 5:56, 3/29/94 vs. Winnipeg (9-4W), J. Norton, S. Makarov, R. Whitney**FASTEST 4 GOALS FROM START OF GAME, FOR** — 6:16, 3/29/94 vs. Winnipeg (9-4 W), J. Norton, S. Makarov, R. Whitney, G. Duchesne**FASTEST 5 GOALS FROM START OF GAME, FOR** — 14:47, 12/21/11 vs. Tampa Bay (7-2- W), B. Ferriero, J. Pavelski, A. Desjardins, L. Couture (2)**FASTEST 6 GOALS FROM START OF GAME, FOR** — 19:20, 1/24/13 at Edmonton (6-3 W), D. Boyle, L. Couture, P. Marleau, P. Marleau, L. Couture, M. Vlasic**FASTEST 2 GOALS FROM START OF GAME, AGAINST** — 1:05, 12/32/92 at Edmonton (2-4 L), P. Klima, Scott Mellanby**FASTEST 3 GOALS FROM START OF GAME, AGAINST** — 6:24, 10/16/91 at Los Angeles (5-8 L), P. Ahola, B. Kudelski (2)**FASTEST 4 GOALS FROM START OF GAME, AGAINST** — 9:51, 11/8/92 vs. Los Angeles (4-11 L), L. Robitaille, J. Kurri, C. Millen, L. Robitaille**FASTEST 5 GOALS FROM START OF GAME, AGAINST** — 14:11, 12/5/95 at Colorado (2-12 L), V. Kamensky, M. Ricci, P. Forsberg, V. Kamensky, M. Rucinsky**FASTEST 6 GOALS FROM START OF GAME, AGAINST** — 19:17, 12/5/95 at Colorado (2-12 L), V. Kamensky, M. Ricci, P. Forsberg, V. Kamensky, M. Rucinsky, J. Sakic**FASTEST 2 GOALS, FOR** — :07, 11/5/92 vs. Buffalo (7-5 W); Larry DePalma, Dave Snuggerud**FASTEST 3 GOALS, FOR** — :36, 11/3/01 vs. Vancouver (5-1 W), Jeff Jillson, Scott Thornton, Marco Sturm**FASTEST 4 GOALS, FOR** — 2:27, 3/29/94 vs. Winnipeg (9-4 W); Jeff Norton, Sergei Makarov, Ray Whitney, Gaetan Duchesne**FASTEST 5 GOALS, FOR** — 12:12, 1/13/09 vs. Tampa Bay (7-1 W), J. Thornton, M. Michalek, R. Clowe, J. Pavelski, T. Plihal**FASTEST 2 GOALS, AGAINST** — :04, (10/19/14 at NY Rangers (0-4 L); Martin St.Louis, Rick Nash)**FASTEST 3 GOALS, AGAINST** — :36, 2/10/93 at Calgary (1-13 L); Gary Suter, Chris Lindberg, Ronnie Stern



ALL-TIME SHARKS REGULAR SEASON RECORDS



Jeff Norton

FASTEST 4 GOALS, AGAINST — 1:21, 2/10/93 at Calgary (1-13 L); Theo Fleury, Gary Suter, Chris Lindberg, Ronnie Stern
FASTEST 5 GOALS, AGAINST — 6:43, 10/21/02 vs. Vancouver (2-5 L); Markus Naslund (3), Brendan Morrison, Trent Klatt

MOST CONSECUTIVE GOALS GAME, FOR — 9, 1/4/07 vs. Detroit (9-4 W)
MOST CONSECUTIVE GOALS GAME, AGAINST — 13, 2/10/93 at Calgary (1-13 L)

MOST GOALS FOR, PERIOD AT HOME — 6, (2 times, most recent — 3/11/10 vs. Nashville (8-5 W), 3rd period
MOST GOALS FOR, PERIOD ON ROAD — 6, 1/22/13 at Edmonton (6-3 W), 1st period

MOST GOALS AGAINST, PERIOD AT HOME — 6, 12/5/91 vs. Pittsburgh (0-8 L), 2nd period
MOST GOALS AGAINST, PERIOD ON ROAD — 8, 12/17/91 at Pittsburgh (2-10 L), 2nd period

MOST GOALS FOR, BOTH TEAMS, PERIOD — 8 (3 times, most recent — 3/29/98 at Toronto, 3rd period [8-5 W],
 S.J.: 4, TOR 4)

POINTS

MOST POINTS, GAME — 28, 1/13/96 at Pittsburgh (10-8 W; 10-18=28)
MOST POINTS AGAINST, GAME — 36, 2/10/93 at Calgary (1-13 L)
MOST POINTS GAME BY BOTH TEAMS — 50, 1/13/96 at Pittsburgh (10-8 W); 28 S.J., 22 PIT

FEWEST POINTS, GAME — 0 (120 times, most recent — 3/22/16 vs. St. Louis [0-1 L])
FEWEST POINTS AGAINST, GAME — 0 (138 times, most recent — 4/9/16 vs. Arizona [1-0 W])

SHOTS

MOST SHOTS, GAME AT HOME — 57, 11/11/08 vs. Nashville (3-4 LOT)
MOST SHOTS, GAME ON ROAD — 59, 1/29/14 at Edmonton (0-3 L)

MOST SHOTS FACED, GAME AT HOME — 59, 12/26/92 vs. Los Angeles (7-2 W)
MOST SHOTS FACED, GAME ON ROAD — 57, 3/5/96 at Colorado (5-3 W)

MOST SHOTS, GAME BY BOTH TEAMS AT HOME — 99, 12/26/92 vs. Los Angeles (7-2 W); 59 L.A., 40 S.J.
MOST SHOTS, GAME BY BOTH TEAMS ON ROAD — 88, 2/14/92 at Buffalo (6-7 L); 49 BUF, 39 S.J.

FEWEST SHOTS, GAME AT HOME — 9, 11/4/98 vs. Dallas (4-0 W); Dal 21, S.J. 9
FEWEST SHOTS, GAME ON ROAD — 11, 10/26/07 at Detroit (1-5 L); Det 39, S.J. 11

FEWEST SHOTS FACED, GAME AT HOME — 11, 10/28/08 vs. Pittsburgh (2-1 W)
FEWEST SHOTS FACED, GAME ON ROAD — 13, 4 times, most recent — 12/08/13 at Minnesota (1-3 L)



ALL-TIME SHARKS REGULAR SEASON RECORDS



Bernie Nicholls

FEWEST SHOTS, GAME BY BOTH TEAMS AT HOME — 29, 11/27/93 vs. Anaheim (1-0 W); 15 ANA, 14 S.J.

FEWEST SHOTS, GAME BY BOTH TEAMS ON ROAD — 33, 11/20/93 at Hartford (3-2 W); 20 HFD, 13 S.J.

MOST SHOTS, PERIOD AT HOME — 29, 03/19/14 vs. Florida (3-2 L), 3rd period

MOST SHOTS, PERIOD ON ROAD — 25, 1/20/11 at Vancouver [2-1 WSO], 2nd period

MOST SHOTS, OT AT HOME — 9, 3/10/11 vs. Vancouver (4-5 LSO)

MOST SHOTS, OT ON ROAD — 8, 2X, MR 3/5/13 at Vancouver (3-2 WSO)

MOST SHOTS FACED, PERIOD AT HOME — 25, 3/6/92 vs. Pittsburgh (3-7 L), 1st period

MOST SHOTS FACED, PERIOD ON ROAD — 25 (3 times, most recent — 12/31/13 at Anaheim [3-6 L], 2nd period)

MOST SHOTS FACED, OT AT HOME — 7, 11/2/13 vs. Phoenix (2-3 LSO)

MOST SHOTS FACED, OT ON ROAD — 7 (3 times, most recent — 3/10/13 at Colorado [3-2 OTL])

FEWEST SHOTS, PERIOD AT HOME — 0, (2 times, most recent 10/11/14 vs. Winnipeg (3-0 W)), 3rd period

FEWEST SHOTS, PERIOD ON ROAD — 0, 1/24/96 at Detroit (2-4 L), 2nd period

FEWEST SHOTS FACED, PERIOD AT HOME — 0, (3 times, most recent — 3/21/08 vs. Anaheim (2-1 W), 3rd period

FEWEST SHOTS FACED, PERIOD ON ROAD — 0, 11/23/02 at Pittsburgh (1-4 L), 3rd period

LARGEST MARGIN OUTSHOOTING, HOME — 30 — (2 times, most recent — 3/19/14 vs. Florida [2-3 L]; 24 FLO, 54 S.J.)

LARGEST MARGIN OUTSHOOTING, ROAD — 32 — 1/29/14 at Edmonton [0-3 L], 27 EDM, 59 S.J.)

LARGEST MARGIN OUTSHOT, HOME — 29, 1/11/94 vs. Los Angeles (2-2 T); 39 L.A., 10 S.J.

LARGEST MARGIN OUTSHOT, ROAD — 33, 12/22/09 at Chicago (3-2 W); 47 CHI, 14 S.J.

SPECIAL TEAMS

MOST PPG FOR, GAME AT HOME — 6, 1/4/07 vs. Detroit (9-5 W), 6 of 9

MOST PPG FOR, GAME ON ROAD — 4, 3 times, most recent — 10/6/09 at Los Angeles [4-6 L], 4 of 4)

MOST PPG AGAINST, GAME AT HOME — 5 (2 times, most recent — 12/5/92 vs. Pittsburgh [4-9 L], 5 of 7)

MOST PPG AGAINST, GAME ON ROAD — 5 (3 times, most recent — 2/18/04 at Nashville [3-7 L], 5 of 7)



ALL-TIME SHARKS REGULAR SEASON RECORDS

MOST PPG FOR, PERIOD, AT HOME — 4, 1/4/07 vs. Detroit (9-5 W), 3rd period

MOST PPG FOR, PERIOD, ON ROAD — 3, 2X MR, 1/22/13 at Edmonton (6-3 W), 1st period

MOST PPG AGAINST, PERIOD, AT HOME — 3, (2 times, most recent — 4/07/01 vs. Dallas (4-5 L), 2nd period

MOST PPG AGAINST, PERIOD, ON ROAD — 4, 2X MR, 1/14/06 at Montreal (2-6 L), 2nd period

MOST PPG, GAME BY BOTH TEAMS AT HOME — 7, 3 times, most recent — 1/6/07 vs. Columbus (5-2 W); 2 CBJ, 5 S.J.

MOST PPG, GAME BY BOTH TEAMS ON ROAD — 7, 2 times, most recent — 4/6/12 at Los Angeles (6-5 WSO); 4 LA, 3 S.J.

MOST PP ATTEMPTS FOR, GAME AT HOME — 13, (10/21/06 vs. Detroit (5-1 W), 5 of 13

MOST PP ATTEMPTS FOR, GAME ON ROAD — 10, 2X MR, 10/12/06 at Edmonton (4-6 L), 3 of 10

MOST PP ATTEMPTS AGAINST, GAME AT HOME — 11, 12/5/91 vs. Pittsburgh (0-8 L), 5 of 11

MOST PP ATTEMPTS AGAINST, GAME ON ROAD — 13, 3/6/01 at Tampa Bay (1-2 L OT), 0 of 13

MOST PP ATTEMPTS, GAME, BOTH TEAMS AT HOME — 19 (5 times, most recent — 10/21/06 vs. Detroit [5-1 W]; DET: 1 of 6, SJ: 5 of 13)

MOST PP ATTEMPTS, GAME, BOTH TEAMS ON ROAD — 21, 3/6/01 at Tampa Bay (1-2 L OT), SJ: 0 of 9, TB: 0 of 13

MOST CONSECUTIVE GAMES SCORING PPG — 11, 3/17/09 at Phoenix thru 4/5/09 at Anaheim [13 of 37]

MOST CONSECUTIVE GAMES ALLOWING PPG — 13, 11/22/95 at Detroit thru 12/19/95 at Anaheim (17 of 68)

MOST CONSECUTIVE GAMES NOT SCORING A PPG — 7, 10/4/97 vs. Chicago thru 10/18/97 at Phoenix (0 for 34)

MOST CONSECUTIVE GAMES NOT ALLOWING A PPG — 11, 2/12/03 at Columbus thru 3/6/03 vs. Montreal (0 for 44)

MOST CONSECUTIVE CHANCES NOT SCORING PPG — 41, 10/4/97 vs. Chicago thru 10/18/97 at Phoenix

MOST CONSECUTIVE CHANCES NOT ALLOWING PPG — 45, 2/10/03 at Detroit thru 3/8/03 at Phoenix

MOST SHG, GAME — 3, 10/18/96 at Anaheim (4-1 W)

MOST SHG ALLOWED, GAME — 3, 11/25/09 vs. Chicago [2-7 L]

MOST SHG, PERIOD — 2, (4 times, most recent — 3/15/11 at Dallas (6-3 W) (Joe Thornton, Dany Heatley), 3rd period

MOST SHG ALLOWED, PERIOD — 2 (5 times, most recent — 3/16/10 at Dallas [2-8 L]) 3rd period

MOST CONSECUTIVE GAMES SCORING A SH GOAL — 4, 12/1/96 at St. Louis thru 12/11/96 vs. Washington (Bernie Nicholls, Marty McSorley, Ron Sutter, Tony Granato)

MOST CONSECUTIVE GAMES ALLOWING A SH GOAL — 3, 11/10/95 vs. Pittsburgh thru 11/14/95 vs. N.Y. Islanders (Ron Francis, Sergei Fedorov, Dan Plante)

MOST PENALTIES FOR, GAME AT HOME — 18 (4 times, most recent — 10/4/99 vs. Chicago [7-1 W], 99 PIM)

MOST PENALTIES FOR, GAME ON ROAD — 21, 1/26/93 at Los Angeles (1-7 L), 92 PIM

MOST PENALTIES AGAINST, GAME AT HOME — 22, 2/18/93 vs. Winnipeg (5-3 W), 82 PIM

MOST PENALTIES AGAINST, GAME ON ROAD — 19, 10/26/14 at Anaheim (4-1 W)

MOST PIM FOR, GAME AT HOME — 102, 2/5/97 vs. Los Angeles (3-2 W), 17 penalties

MOST PIM FOR, GAME ON ROAD — 95, 4/6/08 at Dallas (2-4 L), 20 penalties

MOST PIM AGAINST, GAME AT HOME — 88, 2/5/97 vs. Los Angeles (3-2 W), 14 penalties

MOST PIM AGAINST, GAME ON ROAD — 90, 10/26/14 at Anaheim (4-1 W), 19 penalties

FEWEST PENALTIES FOR, GAME AT HOME — 0, (6 times, most recent - 2/26/16 vs. Buffalo [1-3 L]), 0 PIM

FEWEST PENALTIES FOR, GAME ON ROAD — 0, (6 times, most recent — 3/14/14 at New York Islanders [4-3 WSO]), 0 PIM

FEWEST PENALTIES AGAINST, GAME AT HOME — 0, 2/26/16 vs. Buffalo [1-3 L]), 0 PIM

FEWEST PENALTIES AGAINST, GAME ON ROAD — 0, 4/27/13 at Los Angeles (2-3 L), 0 PIM

FEWEST PIM FOR, GAME AT HOME — 0, (6 times, most recent - 2/26/16 vs. Buffalo [1-3 L]), 0 PIM

FEWEST PIM FOR, GAME ON ROAD — 0, (6 times, most recent — 3/14/14 at New York Islanders [4-3 WSO]), 0 PIM

FEWEST PIM AGAINST, GAME AT HOME — 0, 2/26/16 vs. Buffalo [1-3 L]), 0 PIM

FEWEST PIM AGAINST, GAME ON ROAD — 0, 4/27/13 at Los Angeles (2-3 L), 0 penalties



ALL-TIME SHARKS REGULAR SEASON RECORDS

MOST PENALTY MINUTES, GAME BY BOTH TEAMS, HOME — 190, 2/5/97 vs. Los Angeles (3-2 W); 88 L.A., 102 S.J.
MOST PENALTY MINUTES, GAME BY BOTH TEAMS, ROAD — 165, 10/26/14 at Anaheim (4-1 W); 90 ANA., 75 S.J.

FEWEST PENALTY MINUTES, GAME BY BOTH TEAMS, HOME — 0, 2/26/16 vs. Buffalo (1-3 L); 0 SJ, 0 BUF
FEWEST PENALTY MINUTES, GAME BY BOTH TEAMS, ROAD — 2, (3 times, most recent — 3/14/14 at New York Islanders [4-3 W]) 0 SJ, 1 NYI)

FEWEST PENALTIES, GAME BY BOTH TEAMS, HOME — 0, 2/26/16 vs. Buffalo (1-3 L); 0 SJ, 0 BUF
FEWEST PENALTIES, GAME BY BOTH TEAMS, ROAD — 1, (3 times, most recent — 3/14/14 at New York Islanders [4-3 W]); 0 SJ, 1 NYI

STREAKS

LONGEST WINNING STREAK, OVERALL — 11 games, (2/21/08 at Philadelphia thru 3/14/08 vs. St. Louis)
LONGEST WINNING STREAK, HOME — 14 games, 3/19/08 vs. Minnesota thru 11/8/08 vs. Dallas
LONGEST WINNING STREAK, ROAD — 10 games, 11/14/07 at Dallas thru 12/31/07 at Minnesota

MOST CONSECUTIVE GAMES RECORDING A POINT, OVERALL — 20, 2/21/08 at Philadelphia thru 4/1/08 vs. Los Angeles (18-0-2)
MOST CONSECUTIVE GAMES RECORDING A POINT, HOME — 31, 3/3/08 vs. Montreal thru 1/13/09 vs. Tampa Bay (28-0-3)
MOST CONSECUTIVE GAMES RECORDING A POINT, ROAD — 14, 10/29/07 at Dallas thru 1/13/08 at Anaheim (12-0-2)

LONGEST LOSING STREAK, OVERALL — 17 games, 1/4/93 at Montreal (at Sacramento) thru 2/12/93 at Edmonton \$
LONGEST LOSING STREAK, HOME — 9 games, 11/19/92 vs. Toronto thru 12/19/92 vs. Vancouver
LONGEST LOSING STREAK, ROAD — 19 games, 11/27/92 at Winnipeg thru 2/12/93 at Edmonton

LONGEST WINLESS STREAK, OVERALL — 20 games, 12/29/92 at Vancouver thru 2/12/93 at Edmonton (0-19-1-0)
LONGEST WINLESS STREAK, HOME — 11 games, 3/29/03 vs. Dallas thru 11/18/03 vs. N.Y. Rangers (0-4-6-1) *(carries over 2002-03 and 2003-04 seasons)*
LONGEST WINLESS STREAK, ROAD — 19 games, 11/27/92 at Winnipeg thru 2/12/93 at Edmonton (0-19-0)

LONGEST SCORELESS STREAK, FOR — 190:22, 2/13/07 at St. Louis (3rd period) thru 2/18/07 at Dallas (3rd period)
LONGEST SCORELESS STREAK, OPPONENT — 234:33, 10/7/15 vs. Los Angeles (1st period) thru 8/16/15 at New Jersey (3rd period)

WIDEST MARGIN OF VICTORY, HOME — 8 goals, 1/18/10 vs. Calgary [9-1 W]
WIDEST MARGIN OF VICTORY, ROAD — 8 goals, (2 times, most recent — 12/4/00 at Calgary [8-0 W])

WIDEST MARGIN OF DEFEAT, HOME — 8 goals (2 times, most recent — 11/10/95 vs. Pittsburgh [1-9 L])
WIDEST MARGIN OF DEFEAT, ROAD — 12 goals, 2/10/93 at Calgary (1-13 L)

MOST CONSECUTIVE OVERTIME GAMES — 3 (10 times, most recent — 12/21/13 vs. Dallas [3-2 W SO] through 11/27/13 at Phoenix [4-3 W SO])
MOST CONSECUTIVE GAMES WITHOUT GOING TO OVERTIME — 49, 10/7/06 vs. New York Islanders thru 1/26/07 at Edmonton
MOST CONSECUTIVE GAMES WITHOUT RECORDING A TIE — 49, 1/4/93 at Montreal (at Sacramento) thru 10/14/93 vs. Calgary
MOST CONSECUTIVE GAMES WITHOUT BEING SHUTOUT — 62, 4/19/95 at Dallas thru 2/10/96 at Los Angeles

MOST HAT TRICKS IN A GAME — 2, Owen Nolan and Jeff Friesen, 10/4/99 vs. Chicago (7-1 W)
MOST CONSECUTIVE GAMES SCORING A HAT TRICK — None
MOST CONSECUTIVE GAMES ALLOWING A HAT TRICK — 4, 2/9/92 thru 2/15/92; John Druce (WSH), Stephan Lebeau (MTL), Dale Hawerchuk (BUF), Jimmy Carson (DET)

INDIVIDUALS RECORDS

MOST POINTS, GAME — 6, Owen Nolan (3-3=6) 10/4/99 vs. Chicago (7-1 W)
MOST GOALS, GAME — 4, 2x, Tomas Hertl, 10/8/13 vs. NY Rangers (9-2 W)
MOST ASSISTS, GAME — 4 (19 times, most recent — Joe Pavelski, 3/15/11 at Dallas [6-3 W])
MOST PPG, GAME — 3, [2 times, most recent — Ryane Clowe, 1/6/07 vs. Columbus (5-2 W)]



ALL-TIME SHARKS REGULAR SEASON RECORDS

MOST SHG, GAME — 2 (2 times, most recent — Marco Sturm, 10/14/00 vs. Boston [5-2 W])

MOST SHOTS, GAME — 12, Patrick Marleau, 3/31/11 vs. Dallas (6-0 W)

MOST PENALTIES, GAME — 8, 2X, MR Ryane Clowe, 1/27/13 vs. Vancouver (4-1 W), 35 PIM

MOST PIM, GAME — 41, Jody Shelley, 4/6/08 at Dallas (2-4 L), 7 penalties

BEST PLUS/MINUS, GAME — +6, 2 times, most recent, Dany Heatley, 10/8/09 vs. Columbus (**6-3 W**)

WORST PLUS/MINUS, GAME — -7, Doug Wilson, 2/10/93 at Calgary (1-13 L)

MOST POINTS, PERIOD — 4, (5 times, most recent — Joe Pavelski (2-2=4), 3/11/10 vs. Nashville (8-5 W, 3rd period)

MOST GOALS, PERIOD — 3 (6 times, most recent — Joe Pavelski (3-0=3), 2/28/14 at Philadelphia (7-3 W, 2nd period)

MOST ASSISTS, PERIOD — 4, Joe Thornton (0-4=4), 4/1/07 vs. Los Angeles (6-2 W, 2nd period)

MOST PPG, PERIOD — 3, Owen Nolan, 12/19/95 at Anaheim (7-4 W, 2nd period)

MOST SHG, PERIOD — 2, Jamie Baker, 1/6/96 at Los Angeles (5-7 L, 3rd period)

MOST SHOTS, PERIOD — 7, (2 times, most recent — Dany Heatley, 12/3/09 vs. St. Louis (2-3 LSO), 1st period

MOST PENALTIES, PERIOD — 6, Jeff Odgers, 1/26/93 at Los Angeles [1-7 L], 1st period, 37 PIM

MOST PIM, PERIOD — 37 (2 times, most recent — Marty McSorley, 3/24/97 vs. Edmonton [1-5 L], 3rd period, 5 penalties)

MOST POINTS BY OPPONENT, GAME — 7, Mario Lemieux (1-6=7), 12/5/92 vs. Pittsburgh (4-9 L)

MOST GOALS BY OPPONENT, GAME — 5, Mike Ricci, 2/17/94 vs. Quebec (2-8 L)

MOST ASSISTS BY OPPONENT, GAME — 6, Mario Lemieux, 12/5/92 vs. Pittsburgh (4-9 L)

MOST PPG BY OPPONENT, GAME — 3, (2 times, most recent, Steve Sullivan, 2/18/04 at Nashville (3-7 L)

MOST SHG BY OPPONENT, GAME — 2, Brendan Shanahan, 10/4/01 vs. Detroit (3-4 L OT)

MOST SHOTS BY OPPONENT, GAME — 14, John Tucker, 12/16/92 vs. Tampa Bay (4-5 L OT)

MOST PENALTIES BY OPPONENT, GAME — 6, (2 times, most recent — Doug Weight, 12/28/00 vs. Edmonton [2-2 T])

MOST PIM BY OPPONENT, GAME — 39, Doug Weight, 12/28/00 vs. Edmonton (2-2 T)

BEST PLUS/MINUS BY OPPONENT, GAME — +9, Theo Fleury, 2/10/93 at Calgary, (1-13 L)

WORST PLUS/MINUS BY OPPONENT, GAME — -6, Ryan Suter, 3/11/10 vs. Nashville (8-5 W)

MOST POINTS BY OPPONENT, PERIOD — 4 (4 times, most recent — Patrick Sharp [0-4=4], 3/14/11 at Chicago [3-6 L], 2nd period)

MOST GOALS BY OPPONENT, PERIOD — 3 (11 times, most recent — Martin St.Louis, 1/18/14 at Tampa Bay [5-4 W], 1st period)



Jamie Baker



ALL-TIME SHARKS REGULAR SEASON RECORDS

MOST ASSISTS BY OPPONENT, PERIOD — 4, Patrick Sharp (0-4=4), 3/14/11 at Chicago (3-6 L), 2nd period
MOST PPG BY OPPONENT, PERIOD — 2 (14 times, most recent — Justin Williams, 4/6/12 at Los Angeles [6-5 WSO]), 3rd period
MOST SHG BY OPPONENT, PERIOD — 2, Kirk Maltby, 10/10/02 vs. Detroit (3-6 L)
MOST SHOTS BY OPPONENT, PERIOD — 8, 2 times, most recent — Alexander Ovechkin, 10/15/09 at Washington (1-4 L), 1st period
MOST PENALTIES BY OPPONENT, PERIOD — 6, Doug Weight, 12/28/00 vs. Edmonton (2-2 T), 1st period
MOST PIM BY OPPONENT, PERIOD — 39, Doug Weight, 12/28/00 vs. Edmonton (2-2 T), 1st period

MOST CONSECUTIVE GAMES, GOAL — 6, (4 times, most recent — Owen Nolan 1/20/03 thru 1/30/03)
MOST CONSECUTIVE GAMES, ASSIST — 9, Joe Thornton [2-15=17], 11/15/09 thru 12/3/09)
MOST CONSECUTIVE GAMES, POINT — 12, (2 times, most recent — Jonathan Cheechoo (10-9=19), 12/26/05 thru 1/24/06)
MOST CONSECUTIVE GAMES PLAYED — 379, Joe Thornton - 12/2/05 thru 3/27/10

FASTEST 2 GOALS, FOR — :17 Brad Stuart, 4/04/04 vs. Los Angeles (4-3 W OT)
FASTEST 3 GOALS, FOR — 6:12, Joe Pavelski, 01/18/14 at Tampa Bay (5-4 W)
FASTEST 4 GOALS, FOR — 22:46, Tomas Hertl, 10/08/13 vs. NY Rangers (9-2 W)

FASTEST 2 GOALS, AGAINST — :14, Ryan Smyth, 10/12/06 at Edmonton (4-6 L)
FASTEST 3 GOALS, AGAINST — 2:01, Ryan Smyth, 10/12/06 at Edmonton (4-6 L)
FASTEST 4 GOALS, AGAINST — 10:48, Mike Ricci, 2/17/94 vs. Quebec (2-8 L)
FASTEST 5 GOALS, AGAINST — 40:16, Mike Ricci, 2/17/94 vs. Quebec (2-8 L)

GOALTENDER RECORDS

SHARKS

MOST MINUTES, GAME — 65:00 (numerous times, most recent — James Reimer, 4/2/16 at Nashville [3-2 WSO])
FEWEST GOALS ALLOWED, GAME — 0 (139 times, most recent — Martin Jones, 4/9/16 vs. Arizona [1-0 W])
MOST GOALS ALLOWED, PERIOD — 8, Jarmo Myllys, 12/17/91 at Pittsburgh (2-10 L), 2nd period
MOST SHOTS FACED, GAME — 59, Jeff Hackett, 12/26/92 vs. Los Angeles (7-2 W)
MOST SHOTS FACED, PERIOD — 25 (4 times, most recent — Antti Niemi, 12/31/13 at Anaheim [6-3 L], 2nd period)
MOST SAVES, GAME — 57, Jeff Hackett, 12/26/92 vs. Los Angeles (7-2 W)
MOST SAVES PERIOD — 24, Wade Flaherty, 3/5/96 at Colorado (5-3 W), 3rd period
FEWEST SHOTS FACED, GAME — 11, Evgeni Nabokov, 10/28/08 vs. Pittsburgh [2-1 W])
FEWEST SHOTS FACED, PERIOD — 0 (4 times, most recent — Evgeni Nabokov, 3/21/08 vs. Anaheim [2-1 W], 3rd period)
MOST PENALTIES, GAME — 3 (2 times, most recent — Steve Shields, 10/4/99 vs. Chicago [7-1 W])
MOST PIM, GAME — 17, Steve Shields, 10/4/99 vs. Chicago, 3 penalties [7-1 W]
MOST POINTS, GAME — 2, Vesa Toskala, 2/3/07 vs. Chicago (4-2 W)



Wade Flaherty

LONGEST SHUTOUT STREAK — 234:33, Martin Jones, 10/7/15 vs. Los Angeles (1st period) thru 8/16/15 at New Jersey (3rd period)
MOST SHUTOUTS, SEASON — 8, Evgeni Nabokov, 2003-04
MOST CONSECUTIVE STARTS — 50, Evgeni Nabokov, 3/24/07 at Carolina thru 1/12/08 vs. Toronto (30-12-7)



ALL-TIME SHARKS REGULAR SEASON RECORDS



Vesa Toskala

MOST CONSECUTIVE WINS IN A SINGLE SEASON — 10, Evgeni Nabokov, 2/21/08 at Philadelphia thru 3/14/08 vs. St. Louis

LONGEST UNBEATEN STREAK — 12, (Vesa Toskala, 4/3/06 at Dallas thru 10/23/06 at Columbus [**12-0-0**])

LONGEST WINLESS STREAK — 19, (0-18-1) Jeff Hackett, 12/30/02 vs. Philadelphia thru 4/01/93 vs. Winnipeg

OPPONENTS

MOST MINUTES, GAME BY OPPONENT — 65:00 (Numerous times, most recent — Carter Hutton, 4/2/16 at Nashville [3-2 WSO])

FEWEST GOALS ALLOWED, GAME BY OPPONENT — 0 (120 times, most recent — Brian Elliott, 3/22/16 vs. St. Louis [0-1 L])

MOST GOALS ALLOWED, GAME BY OPPONENT — 10, Tom Barrasso, 1/13/96 at Pittsburgh (10-8 W)

MOST GOALS ALLOWED, PERIOD BY OPPONENT — 6, Devan Dubnyk, 1/22/13 at Edmonton (6-3 W), 1st period

MOST SHOTS FACED, GAME BY OPPONENT — 59, Ben Scrivens, 1/29/14 at Edmonton (0-3 L)

MOST SHOTS FACED, PERIOD BY OPPONENT — 29, Roberto Luongo, 3/18/14 vs. Florida (2-3 L), 3rd period

MOST SAVES, GAME BY OPPONENT — 59, Ben Scrivens, 1/29/14 at Edmonton (0-3 L)

MOST SAVES, PERIOD BY OPPONENT — 28, Roberto Luongo, 3/18/14 vs. Florida (2-3 L), 3rd period

FEWEST SHOTS FACED BY OPPONENT, GAME — 10, Kelly Hrudey, 1/11/94 vs. Los Angeles (2-2 T)

FEWEST SHOTS FACED BY OPPONENT, PERIOD — 0 (3 times, most recent — Ondrej Pavelec, 10/11/14 vs. Winnipeg (3-0 W), 3rd period)

MOST PENALTIES, GAME BY OPPONENT — 2, (3 times, most recent) Marty Turco, 4/9/06 vs. Dallas (4-1 W)

MOST PIM, GAME BY OPPONENT — 10 (2 times, most recent. — Ed Belfour, 2/11/94 vs. Chicago [4-3 W])

MOST POINTS, GAME BY OPPONENT — 3 (0-3=3), Jeff Reese, 2/10/93 at Calgary (1-13 L) &

KEY: & - NHL RECORD; \$ - TIES AN NHL RECORD)



SHARKS ALL-TIME ROSTER

SKATERS

-A-

	YEARS	POS.	NO.	GP	G	A	PTS	PIM
Ahola, Peter	1993	D	21	20	2	3	5	16
	Acquired from Pittsburgh in exchange for future considerations, Feb. 26, 1993. Traded to Tampa Bay in exchange for Dave Capuano, June 19, 1993.							
Anderson, Perry	1991-92	LW	27	48	4	8	12	143
	Signed as free agent, July 8, 1991. Released, July 23, 1992.							
Andersson, Niklas	1997-98	LW	34	5	0	0	0	2
	Signed as free agent, Sept. 10, 1997. Became free agent, July 1, 1998.							
Armstrong, Riley	2008-09	RW	40	2	0	0	0	2
	Signed as free agent, Sept. 15, 2004. Became free agent, July 1, 2009.							

-B-

Baker, Jamie	1993-96, 98	C	13	187	35	27	62	139
	Signed as free agent, Aug. 18, 1993. Traded to Toronto with a fifth round selection (110th overall) in the 1996 NHL Entry Draft in exchange for Todd Gill, June 14, 1996. Signed as a free agent, September 1998. Released, Oct. 18, 1998.							
Bancroft, Steve	2001-02	D	3	5	0	1	1	2
	Signed as a free agent, July 10, 2001. Became free agent, July 1, 2002.							
Barber, Don	1992-93	LW	37	12	1	3	4	2
	Acquired from Quebec in exchange for Murray Garbutt, March 7, 1992. Released, Jan. 15, 1993.							
Bautin, Sergei	1995-96	D	28	1	0	0	0	2
	Signed as a free agent, Oct. 11, 1995. Became free agent, July 1, 1996.							
Bawa, Robin	1992-93	RW	26	42	5	0	5	47
	Acquired from Vancouver in exchange for Rick Lessard, Dec. 15, 1992. Selected by Anaheim in Expansion Draft, June 24, 1993.							
Beaufait, Mark	1992-93	C	40	5	1	0	1	0
	Selected seventh overall in the NHL Supplemental Draft, June 22, 1991. Became free agent, July 1, 1994.							
Berezan, Perry	1991-93	C	16	94	15	11	26	58
	Signed as free agent, Oct. 10, 1991. Became free agent, June 10, 1993.							
Bernier, Steve	2005-08	RW	26/46	160	42	39	81	126
	Selected in the first round (16th overall) of the 2003 NHL Entry Draft. Traded to Buffalo, along with a first round selection (26th overall) in the 2008 NHL Entry Draft in exchange for Brian Campbell and a seventh round selection (194th overall, Drew Daniels) in the 2008 NHL Entry Draft, Feb. 26, 2008.							
Bell, Mark	2006-07	LW	7	71	11	10	21	83
	Acquired from Chicago in exchange for Tom Preissing and Josh Hennessy, July 10, 2006. Traded to Toronto, along with Vesa Toskala, in exchange for a first round selection (13th overall — traded to St. Louis, June 22, 2007) in the 2007 NHL Entry Draft, a second round selection (44th overall — traded to St. Louis, June 22, 2007) and a fourth round selection (98th overall traded to Nashville, June 21, 2008) in the 2009 NHL Entry Draft, June 22, 2007.							
Blake, Rob	2008-10	D	4	143	17	58	75	170
	Signed as free agent, July 3, 2008. Retired, June 18, 2010.							
Bodger, Doug	1995-97	D	5/3	164	9	40	49	146
	Acquired from Buffalo in exchange for Vaclav Varada, rights to Martin Spahnel, Philadelphia's fourth round selection (106th overall) in the 1996 Entry Draft and Philadelphia's first round selection in the 1996 NHL Entry Draft (24th overall) (all previously acquired from Philadelphia in exchange for Pat Falloon, Nov. 16, 1995. Traded to New Jersey with Dody Wood in exchange for John MacLean and Ken Sutton, Dec. 7, 1997.							
Boyes, Brad	2003-04	C	24	1	0	0	0	2
	Acquired from Toronto along with Alyn McCauley and a first round selection (21st overall) in the 2003 NHL Entry Draft in exchange for Owen Nolan, March 5, 2003. 21st overall selection in 2003, along with a fourth round selection (compensatory pick for Theoren Fleury) later traded to Boston in exchange for a first round selection (16th overall, Steve Bernier) in the 2003 NHL Entry Draft, June 21, 2003. Boyes traded to Boston in exchange for D Jeff Jillson, March 9, 2003. Jillson was immediately shipped to Buffalo, along with a ninth round selection in the 2005 NHL Entry Draft, in exchange for Curtis Brown and Andy Delmore. Delmore was traded to Boston to complete the transaction.							



SHARKS ALL-TIME ROSTER

	YEARS	POS.	NO.	GP	G	A	PTS	PIM
Boyle, Dan	2008-14	D	22	431	68	201	269	305
	Acquired from Tampa Bay along with Brad Lukowich in exchange for Matt Carle, Ty Wishart, a first round selection in the 2009 NHL Entry Draft (25th overall) and a fourth round (118th overall) selection in the 2010 NHL Entry Draft, July 4, 2008. Traded to the New York Islanders in exchange for a fifth-round draft selection (142nd overall, Rudolfs Balcers) in the 2015 NHL Draft on June 5, 2014.							
Bozek, Steve	1991-92	LW/C	14	58	8	8	6	27
	Signed as free agent, Aug. 9, 1991. Released, July 23, 1992.							
Bradley, Matt	2000-03	RW	28/44	121	12	17	29	99
	Selected in the fourth round (102nd overall) of the 1996 NHL Entry Draft. Traded to Pittsburgh in exchange for Wayne Primeau, March 11, 2003.							
Braun, Justin	2010-16	D	61	367	13	79	92	135
	Selected in the seventh round (201st overall) of the 2007 NHL Draft.							
Brennan, Richard	1997-98	D	7	11	1	2	3	2
	Signed as free agent, July 9, 1997. Traded to New York Rangers in exchange for Jason Muzzatti, March 24, 1998.							
Brown, Curtis	2003-04, 06-08	C	37	123	15	18	33	72
	Acquired from Buffalo along with Andy Delmore in exchange for D Jeff Jillson and a ninth round selection in the 2005 NHL Entry Draft, March 9, 2003. Jillson acquired previously from Boston in exchange for C Brad Boyes. Delmore was sent to Boston from San Jose to complete the transaction. Became a free agent, July 1, 2004. Signed as free agent, July 3, 2006. Became a free agent, July 1, 2008.							
Brown, Dave	1995-96	RW	21	37	3	1	4	46
	Signed as free agent, Aug. 10, 1995. Retired, June 18, 1996.							
Brown, Mike	2013-16	RW	18	104	3	5	8	160
	Acquired from Edmonton in exchange for a fourth round selection in the 2014 NHL Draft (111th overall) on Oct. 21, 2013. Claimed off of waivers by Montreal, Feb. 29, 2016.							
Bruce, David	1991-94	LW/RW	15	79	24	19	43	79
	Acquired from St. Louis in Expansion Draft, May 30, 1991. Released, Aug. 30, 1994.							
Burish, Adam	2012-15	RW	37	81	2	4	6	64
	Signed as a free agent July 1, 2012. Had his contract bought out on June 20, 2015.							
Burns, Brent	2011-16	RW/D	88	344	86	154	240	206
	Acquired from Minnesota along with a second round selection (37th overall, later traded to Tampa Bay on Feb. 16, 2011 in exchange for Dominic Moore and a seventh round selection in the 2012 NHL Draft, which was later traded to Chicago) in the 2012 NHL Draft in exchange for Devin Setoguchi, Charlie Coyle and a first round selection (28th overall) in the 2011 NHL Draft on June 24, 2011.							
Burr, Shawn	1997-99	LW	7/28	60	6	7	13	79
	Acquired from Tampa Bay in exchange for a fifth round selection (108th overall) in the 1997 NHL Entry Draft, June 21, 1997. Traded along with Bill Houlder, Andrei Zyuzin and Stephen Guolla to Tampa Bay in exchange for Niklas Sundstrom and a third round selection (74th overall) in the 2000 NHL Entry Draft, Aug. 4, 1999. 74th overall selection later traded to Chicago, along with an additional second round selection in 2000 (49th overall) in exchange for a second round selection in 2000 (41st overall, Tero Maatta), June 24, 2000.							
Butsayev, Viacheslav	1993-95	C	9	18	2	2	4	10
	Acquired from Philadelphia in exchange for Rob Zettler, Feb. 1, 1994. Became free agent, July 1, 1995.							
Byakin, Ilya	1994-95	D	3	13	0	5	5	14
	Signed as free agent, Sept. 4, 1994. Became free agent, July 1, 1995.							
Byers, Lyndon	1992-93	RW	22	18	4	1	5	122
	Signed to a tryout contract, Nov. 5, 1992. Placed on waivers for purpose of unconditional release, Feb. 19, 1993.							

-C-

Callahan, Joe	2009-10	D	47	1	0	1	1	0
	Signed as free agent, July 16, 2009. Became free agent, July 1, 2010.							
Caloun, Jan	1995-99	RW	91/43	13	8	3	11	0
	Selected in fourth round (75th overall) of the 1992 NHL Entry Draft. Traded to Columbus along with a ninth round selection (278th overall) in the 2000 NHL Entry Draft in exchange for future considerations (protection of Evgeni Nabokov in the 2000 NHL Expansion Draft), June 12, 2000.							



SHARKS ALL-TIME ROSTER

	YEARS	POS.	NO.	GP	G	A	PTS	PIM
Campbell, Brian	2007-08	D	51	20	3	16	19	8
	Acquired from Buffalo, along with a seventh round selection (194th overall, Drew Daniels) in the 2008 NHL Entry Draft, in exchange for Steve Bernier and a first round selection (26th overall) in the 2008 NHL Entry Draft, Feb. 26, 2008. Became a free agent, July 1, 2008.							
Capuano, Dave	1993-94	C	27	4	0	1	1	0
	Acquired from Tampa Bay in exchange for Peter Ahola, June 19, 1993. Traded to Boston in exchange for future considerations, Nov. 5, 1993.							
Carkner, Matt	2005-06	D	43	1	0	1	1	2
	Signed as free agent, June 7, 2001. Became free agent, July 1, 2006.							
Carle, Matthew	2005-08	D	18/25	151	16	47	63	70
	Selected in the second round (47th overall) in the 2003 NHL Entry Draft. Traded with Ty Wishart, San Jose's first round selection (25th overall) in the 2009 NHL Entry Draft and San Jose's fourth round selection (118th overall) in the 2010 NHL Entry Draft in exchange for Dan Boyle and Brad Lukowich, July 4, 2008.							
Carpenter, Ryan	2015-16	C	40	1	0	0	0	0
	Signed by San Jose as a free agent, March 25, 2014.							
Carter, John	1991-93	LW	20	59	7	9	16	81
	Signed as free agent, Aug. 22, 1991. Became free agent, July 1, 1993.							
Cavanagh, Tom	2007-09	C	47	18	1	2	3	4
	Selected in the sixth round (182nd overall) of the 2001 NHL Entry Draft. Became free agent, July 1, 2009.							
Cheechoo, Jonathan	2002-09	RW	14	440	165	126	291	304
	Selected in the second round (29th overall) of the 1998 NHL Entry Draft. Traded to Ottawa, along with Milan Michalek and a second round selection (58th overall) in the 2010 NHL Entry Draft, in exchange for Dany Heatley and a fifth round selection (136th overall, Isaac MacLeod) in the 2010 NHL Entry Draft, Sept. 12, 2009.							
Clowe, Ryane	2005-13	LW	29	423	101	170	271	567
	Selected in the sixth round (175th overall) of the 2001 NHL Entry Draft. Traded to N.Y. Rangers in exchange for a second round selection (49th overall, Gabriel Boudreau) in the 2013 NHL Draft, a third round selection (traded to Phoenix in exchange for Raffi Torres, April 3, 2013) in the 2013 NHL Draft and a fifth round selection (149th overall, Rourke Chartier) in the 2014 NHL Draft, April 2, 2013.							
Colman, Mike	1991-93	D	34	15	0	1	1	32
	Signed as free agent, Sept. 3, 1991.							
Corriveau, Yvon	1992-93	LW	21/11	20	3	7	10	0
	Acquired from Washington in NHL Waiver Draft, Oct. 4, 1992. Traded to Hartford as the future considerations in Oct. 9, 1992 trade for Michel Picard, Jan. 21, 1993.							
Courtenay, Ed	1991-93	RW	39	44	7	13	20	10
	Acquired from Minnesota in Dispersal Draft, May 30, 1991. Released, Aug. 30, 1994.							
Couture, Logan	2009-16	C	39	431	154	170	324	119
	Selected in the first round (9th overall) of the 2007 NHL Draft.							
Coxe, Craig	1991-92	LW	21	10	2	0	2	19
	Acquired from Vancouver in Expansion Draft, May 30, 1991. Became free agent, Sept. 21, 1992.							
Craig, Mike	1998-99, 01-02	RW	26/25	3	0	0	0	2
	Signed as free agent, July 13, 1998. Became free agent, July 1, 2000. Signed as free agent, Sept. 5, 2001. Became free agent, July 1, 2002.							
Craigwell, Dale	1991-94	C	33	98	11	18	29	28
	Selected in 10th round (199th overall) of 1991 NHL Entry Draft. Became free agent, July 1, 1995.							
Craven, Murray	1997-00	LW/C	32/22	129	16	29	45	47
	Acquired from Chicago in exchange for Petri Varis and a sixth round selection (158th overall) in the 1998 NHL Entry Draft. Contact bought out, Jan. 20, 2000.							
Cronin, Shawn	1993-95	D	44	63	0	4	4	137
	Acquired from Philadelphia in exchange for future considerations, Aug. 5, 1993. Released, Aug. 1, 1995.							

-D-

Dahlen, Ulf	1993-97	RW	22	161	41	52	93	46
	Acquired with a seventh round selection (167th overall, Brad Mehalko) in the 1995 NHL Entry Draft from Dallas in exchange for Mike Lalor and Doug Zmolek, March 19, 1994. Traded with Michal Sykora and Chris Terreri to Chicago in exchange for Ed Belfour, Jan. 25, 1997.							



Ulf Dahlen

SHARKS ALL-TIME ROSTER

	YEARS	POS.	NO.	GP	G	A	PTS	PIM
Damphousse, Vincent	1998-04	C	25	385	92	197	289	316
	Acquired from Montreal in exchange for a fifth round selection (145th overall, previously acquired from Phoenix on June 27, 1998) in the 1999 NHL Entry Draft, a first round selection (16th overall) in the 2000 NHL Entry Draft and a second round selection (53rd overall) in the 2001 NHL Entry Draft, March 23, 1999. Became free agent, July 1, 2004.							
Darche, Mathieu	2006-07	RW	49	2	0	0	0	0
	Signed as free agent, July 10, 2006. Became free agent, July 1, 2007.							
Davison, Rob	2002-08	D	5/38	176	2	12	14	238
	Selected in the fourth round (98th overall) of the 1998 NHL Entry Draft. Traded to the New York Islanders in exchange for a seventh round selection (186th overall, Jason Demers) in the 2008 NHL Entry Draft, Feb. 26, 2008. Signed as free agent, July 10, 2013. Became a free agent on July 1, 2014.							
DeMelo, Dylan	2015-16	D	74	45	2	2	4	14
	Selected in the sixth round (179th overall) of the 2011 NHL Entry Draft.							
Demers, Jason	2009-14	D	5/60	300	16	82	98	119
	Selected by San Jose in the 2008 NHL Draft (7th round, 186th overall). Traded to Dallas along with a third-round selection in the 2016 NHL Draft (90th overall) in exchange for Brenden Dillon on Nov. 21, 2014.							
DePalma, Larry	1991-93	LW	8	20	2	6	8	41
	Signed as free agent, Aug. 30, 1991. Became free agent, July 1, 1993.							
Desjardins, Andrew	2010-15	C	10/69	272	15	33	48	248
	Signed as a free agent, June 26, 2010. Traded to Chicago in exchange for Ben Smith and a conditional draft selection in the 2017 NHL Draft.							
Dillon, Brenden	2014-16	D	4	136	4	16	20	115
	Acquired from Dallas in exchange for Jason Demers and a third round selection (90th overall) in the 2016 NHL Draft.							
Dimitrakos, Niko	2002-04	RW	23	134	19	34	53	83
	Selected in the fifth round (155th overall) of the 1999 NHL Entry Draft. Traded to Philadelphia on March 9, 2006 in exchange for a third round selection (85th overall) in the 2006 NHL Entry Draft. Pick was later traded to Columbus on June 24, 2006, along with a fourth round selection in 2006 (113th overall and the Sharks second round selection [53rd overall] in the 2007 NHL Entry Draft) in exchange for a second round selection in the 2006 NHL Entry Draft (36th overall, Jamie McGinn).							
Dollas, Bobby	2000-01	D	2	16	1	1	2	14
	Signed as a free agent, Nov. 4, 2001. Traded along with Johan Hedberg to Pittsburgh in exchange for Jeff Norton, March 12, 2001.							



SHARKS ALL-TIME ROSTER

	YEARS	POS.	NO.	GP	G	A	PTS	PIM
Donovan, Shean	1994-97	RW	42	181	25	17	42	109
	Selected in second round (28th overall) of 1993 NHL Entry Draft. Traded with a first round selection (12th overall) in the 1998 NHL Entry Draft to Colorado in exchange for Mike Ricci and a second round selection (50th overall) in the 1998 NHL Entry Draft, Nov. 21, 1997. 50th overall selection in 1998 later traded to Buffalo along with Kay Whitmore in exchange for Steve Shields and a fourth round selection (104th overall, Miroslav Zalesak) in the 1998 NHL Entry Draft, June 18, 1998.							
Donskoi, Joonas	2015-16	RW	27	76	11	25	36	20
	Signed by San Jose as a free agent, May 20, 2015.							
Duchesne, Gaetan	1993-95	LW	11	117	14	25	39	44
	Acquired from Dallas in exchange for sixth round selection (132nd overall, Petri Varis — later traded back to San Jose for Dean Evason on June 26, 1993) in the 1993 NHL Entry Draft, June 20, 1993. Traded to Florida in exchange for a sixth round selection (140th, Timo Hakanen) in the 1995 NHL Entry Draft, April 7, 1995.							

-E-

Eager, Ben	2010-11	LW	55	34	4	3	7	43
	Acquired from Atlanta in exchange for a fifth round selection (148th overall) in the 2011 NHL Entry Draft, Jan. 18, 2011. Became free agent, July 1, 2011.							
Ehrhoff, Christian	2003-09	D	10/44	341	25	107	132	244
	Selected in fourth round (108th overall) of the 2001 NHL Entry Draft. Traded to Vancouver, along with D Brad Lukowich, in exchange for D Daniel Rahimi and C Patrick White, Aug. 28, 2009.							
Ekman, Nils	2003-06	LW	28	159	43	69	112	88
	Acquired from N.Y. Rangers in exchange for Chad Wiseman, Aug. 12, 2003. Traded to Pittsburgh along with Patrick Ehelechner for a second round selection (41st overall) in the 2007 NHL Entry Draft, July 20, 2006. 41st overall pick, along with a second round selection in 2008, later traded to Washington in exchange for a first round selection in 2007 (28th overall, Nick Petrecki), June 22, 2007.							
Elik, Todd	1993-95	C	27	97	32	51	83	107
	Acquired via waivers from Edmonton, Oct. 26, 1993. Traded to St. Louis in exchange for Kevin Miller, March 26, 1995.							
Emmons, Gary	1993-94	C	9	3	1	0	1	0
	Signed as a free agent, Oct. 18, 1993. Released, Nov. 1, 1993.							
Errey, Bob	1993-95, 96-97	LW	12/22	107	17	36	43	173
	Signed as free agent, Aug. 17, 1993. Traded to Detroit in exchange for a fifth round selection (130th overall, Michal Bros) in the 1995 NHL Entry Draft, Feb. 27, 1995. Claimed via waivers from Detroit, Feb. 8, 1997. Became free agent, July 1, 1997.							
Evans, Kevin	1991-92	LW	44	5	0	1	1	25
	Acquired from Minnesota in Dispersal Draft, May 30, 1991. Became free agent, July 1, 1992.							
Evason, Dean	1991-93	C	12/8158	23 34	57231			
	Acquired from Hartford in exchange for Dan Kecmer, Oct. 2, 1991. Traded to Dallas in exchange for a sixth round pick (132nd overall, Petri Varis) in the 1993 NHL Entry Draft, June 26, 1993.							
Ewen, Todd	1996-98	RW	36	51	0	2	2	162
	Signed as free agent, July 25, 1996. Became free agent, July 1, 1998.							

-F-

Fahey, Jim	2002-06	D	21	79	1	23	24	65
	Selected in the eighth round (212th overall) of the 1998 NHL Entry Draft. Traded to New Jersey along with Alexander Korolyuk for a first round selection (26th overall) in the 2007 NHL Entry Draft and the rights to Vladimir Malakhov, Oct. 1, 2006. 26th overall pick later traded to St. Louis along with Ville Nieminen and Jay Barriball in exchange for RW Bill Guerin, Feb. 27, 2007.							
Falloon, Pat	1991-96	RW	17	258	76	86	162	75
	Selected in first round (2nd overall) of the 1991 NHL Entry Draft. Traded to Philadelphia in exchange for rights to prospect Martin Spahnel, Philadelphia's fourth round selection (106th overall) in 1996 Entry Draft and Philadelphia's first round selection (24th overall) in the 1996 NHL Entry Draft (all of which were traded immediately to Buffalo for Doug Bodger), Nov. 16, 1995.							



SHARKS ALL-TIME ROSTER



Pat Falloon

	YEARS	POS.	NO.	GP	G	A	PTS	PIM
Fedun, Taylor	2014-15	D	43	7	0	4	4	4
	Signed as a free agent, July 2, 2014. Became a free agent, July 1, 2015.							
Fenton, Paul	1991-92	LW	22	60	11	4	15	33
	Acquired from Hartford in exchange for Mike McHugh, Oct. 18, 1991. Released, July 23, 1992.							
Ferriero, Benn	2009-12	RW	78	92	14	8	22	25
	Signed as free agent, Sept. 1, 2009. Became free agent, July 1, 2012.							
Fibiger, Jesse	2002-03	D	53	16	0	0	0	2
	Signed as free agent, Aug. 15, 2001. Became free agent, July 1, 2004.							
Fraser, Iain	1996-97	C	28	2	0	0	0	2
	Signed as free agent, Aug. 26, 1996. Became free agent, July 1, 1997.							
Friesen, Jeff	1994-01	LW/C	19/39	512	149	201	350	316
	Selected in first round (11th overall) of 1994 NHL Entry Draft. Traded to Anaheim, along with Steve Shields and a second round selection (36th overall) in the 2003 NHL Entry Draft in exchange for Teemu Selanne, March 5, 2001.							

-G-

Gaetz, Link	1991-93	D	23	48	6	6	12	326
	Acquired from Minnesota in Dispersal Draft, May 30, 1991. Traded to Edmonton in exchange for a 10th round selection (240th overall, Tomas Piza) in the 1994 Entry Draft, Sept. 10, 1993.							
Gallardi, TJ	2012-13	C	21/37	50	6	9	15	20
	Acquired from the Colorado Avalanche along with Daniel Winnik and a seventh round selection (207th overall, previously acquired from Anaheim, Emil Galimov) in the 2013 NHL Entry Draft in exchange for Jamie McGinn, Mike Connolly and Michael Sgarbossa, Feb. 27, 2012. Traded to Calgary in exchange for a fourth-round draft selection (106th overall, Adam Helewka) in the 2015 NHL Draft on July 2, 2013.							
Garpenlov, Johan	1991-95	LW	10	184	46	86	132	90
	Acquired from Detroit in exchange for Bob McGill and an eighth round selection (189th overall) in the 1992 NHL Entry Draft, March 10, 1992. Traded to Florida in exchange for fifth round selection in the 1998 NHL Entry Draft (117th overall, traded to Florida in exchange for Dave Lowry, Nov. 14, 1997), March 3, 1995.							
Gaudreau, Rob	1992-95	RW	37	143	38	40	78	46
	Acquired from Minnesota in Dispersal Draft, May 30, 1991. Selected by Ottawa in Waiver Draft, Jan. 18, 1995.							
Gill, Todd	1996-98	D	23	143	8	34	42	45
	Acquired from Toronto in exchange for Jamie Baker and a fifth round draft selection (110th overall) in the 1996 NHL Entry Draft, June 14, 1996. Traded to St. Louis in exchange for Joe Murphy and cash considerations, March 24, 1998.							




SHARKS ALL-TIME ROSTER

	YEARS	POS.	NO.	GP	G	A	PTS	PIM
Goc, Marcel	2005-09	C	11/57	265	20	34	54	76
	Selected in the first round (20th overall) in the 2001 NHL Entry Draft. Became free agent, July 1, 2009.							
Goldobin, Nikolay	2015-16	LW	82	9	1	1	2	0
	Selected in the first round (27th overall) of the 2014 NHL Draft.							
Gomez, Scott	2012-13	C	23	39	2	13	15	22
	Signed as free agent, Jan. 23, 2013. Became free agent, July 5, 2013.							
Goodrow, Barclay	2014-16	RW	89	74	4	11	15	51
	Signed as free agent, March 6, 2014.							
Gorges, Josh	2005-07	D	6	96	1	9	10	57
	Signed as free agent on Sept. 20, 2002. Traded to Montreal along with a first round selection (22nd overall) in the 2007 NHL Entry Draft for Craig Rivet and a fifth round selection (146th overall, Julien Demers) in the 2008 NHL Entry Draft, Feb. 25, 2007.							
Granato, Tony	1996-01	RW/LW	21	279	57	42	99	387
	Signed as free agent, Aug. 15, 1996. Retired, Sept. 10, 2001.							
Graves, Adam	2001-03	LW	9	163	26	23	49	83
	Acquired from N.Y. Rangers, along with Rich Pilon and future considerations, in exchange for Mikael Samuelsson and Christian Gosselin and a seventh round draft selection (226th overall) in the 2002 NHL Entry Draft, June 24, 2001. Became free agent, July 1, 2003.							
Grier, Mike	2006-09	RW	25	221	35	43	78	92
	Signed as a free agent, July 3, 2006. Became free agent, July 1, 2009.							
Guerin, Bill	2006-07	RW	13	16	8	1	9	14
	Acquired from St. Louis in exchange for Ville Nieminen, Jay Barriball and a first round selection (26th overall) in the 2007 NHL Entry Draft, Feb. 27, 2007. Became free agent, July 1, 2007.							
Guolla, Steve	1996-99	LW/C	36/17	64	16	11	27	20
	Signed as free agent, Aug. 26, 1996. Traded along with Bill Houlder, Andrei Zyuzin and Shawn Burr to Tampa Bay in exchange for Niklas Sundstrom and a third round selection (74th overall) in the 2000 NHL Entry Draft, Aug. 4, 1999. 74th overall selection in 2000 later traded to Chicago, along with an additional second round selection in 2000 (49th overall) in exchange for a second round selection in 2000 (41st overall, Tero Maatta), June 24, 2000.							
-H-								
Haley, Micheal	2014-16	C	38	20	1	0	1	59
	Signed as free agent, July 10, 2014.							
Hamilton, Freddie	2013-15	C	75	12	0	0	0	2
	Selected in fifth round (129th overall) of the 2010 NHL Draft. Traded to Colorado in exchange for Karl Stollery on March 2, 2015.							
Hammond, Ken	1991-92	D	6	46	5	10	15	82
	Signed as free agent, Aug. 9, 1991. Traded to Vancouver for eighth round selection in the 1992 NHL Entry Draft (189th overall, traded to Detroit along with Bob McGill in exchange for Johan Garpenlov, March 10, 1992), March 9, 1992.							
Handzus, Michal	2011-13	C	26	95	8	18	26	30
	Signed as a free agent, July 1, 2011. Traded to Chicago in exchange for a fourth round selection (111th overall) in the 2013 NHL Draft. 111th overall selection in the 2013 NHL Draft later traded to Chicago along with a fifth round selection in the 2014 NHL Draft in exchange for a fourth round selection (117th overall, Fredrik Bergvik) and a fifth round selection (151st overall, Gage Ausmus) in the 2013 NHL Draft.							
Hannan, Scott	1998-07, 12-15	D	27/22/43/6	626	30	116	146	412
	Selected in the first round (23rd overall) of the 1997 NHL Entry Draft. Became a free agent July 1, 2007. Acquired from Nashville in exchange for a sixth round selection (171st overall) in the 2013 NHL Draft. Became a free agent July 1, 2015.							
Harvey, Todd	1999-04	RW/C	13/9	301	34	49	83	335
	Acquired from N.Y. Rangers, along with a fourth round selection (107th overall, Dimitri Patzold) in the 2001 NHL Entry Draft in exchange for Radek Dvorak (previously acquired from Florida in exchange for Mike Vernon and a third round selection (82nd overall) in the 2000 NHL Entry Draft), Dec. 30, 1999. Became free agent, July 1, 2004.							
Havlat, Marty	2011-14	RW	9	79	15	30	45	52
	Acquired from Minnesota in exchange for Dany Heatley, July 3, 2011. Bought out of contract on June 28, 2014.							



SHARKS ALL-TIME ROSTER



Tomas Hertl

	YEARS	POS.	NO.	GP	G	A	PTS	PIM
Hayes, Eriah	2013-15	RW	76	15	1	0	1	2
	Signed as a free agent, April 5, 2013. Became a free agent July 1, 2015.							
Hawgood, Greg	1996-97	D	4	63	6	12	18	69
	Signed as free agent, Sept. 7, 1996. Became free agent, July 1, 1997.							
Heatley, Dany	2009-11	RW	15	162	65	81	146	110
	Acquired from Ottawa, along with a fifth round selection (136th overall, Isaac MacLeod) in the 2010 NHL Entry Draft in exchange for Jonathan Cheechoo, Milan Michalek and a second round selection (58th overall) in the 2010 NHL Entry Draft, Sept. 12, 2009. Traded to Minnesota in exchange for Martin Havlat, July 3, 2011.							
Heins, Shawn	1997-03	D	23	81	3	7	10	105
	Signed as free agent, Jan. 5, 1998. Traded to Pittsburgh in exchange for a fifth round selection (139th overall, Patrick Ehelechner) in the 2003 NHL Entry Draft, Feb. 9, 2003.							
Helminen, Dwight	2009-10	RW	36	4	1	0	1	0
	Signed as free agent, July 16, 2009. Became free agent, July 1, 2010.							
Hertl, Tomas	2013-16	C	48	200	49	53	102	46
	Selected in first round (17th overall) of the 2012 NHL Draft.							
Hicks, Alex	1998-99	LW	6	4	0	1	1	4
	Signed as free agent, Sept. 12, 1998. Traded to Florida with a fifth round selection (140th overall) in the 1999 NHL Entry Draft in exchange for Jeff Norton, Nov. 11, 1998.							
Hrkac, Tony	1991-92	C	10	22	2	10	12	4
	Acquired from Quebec for Greg Paslawski, May 30, 1991. Traded to Chicago for a conditional choice in 1993 Entry Draft (sixth round, 154th overall, Fredrik Oduya), Feb. 7, 1992.							
Houlder, Bill	1997-99	D	2	158	16	48	64	88
	Signed as free agent, July 9, 1997. Traded along with Andre Zyuzin, Stephen Guolla and Shawn Burr to Tampa Bay in exchange for Niklas Sundstrom and a third round selection (74th overall) in the 2000 NHL Entry Draft on Aug. 4, 1999. 74th overall selection in 2000 was later traded to Chicago, along with an additional second round selection in 2000 [49th overall] in exchange for a second round selection in 2000 [41st overall, Tero Maatta], June 24, 2000.							
Hunter, Tim	1996-97	RW	19	46	0	4	4	135
	Signed as free agent, July 25, 1996. Retired, July 1, 1997.							



SHARKS ALL-TIME ROSTER

	YEARS	POS.	NO.	GP	G	A	PTS	PIM
Huskins, Kent	2009-11	D	40	132	5	27	32	59
Acquired from Anaheim along with Travis Moen in exchange for Nick Bonino, Timo Pielmeier and a fourth round selection (108th overall) in the 2012 NHL Entry Draft, March 4, 2009. Became free agent, July 1, 2011.								
Hyvonen, Hannes	2001-02	RW	50	6	0	0	0	0
Selected by San Jose in the ninth round (257th overall) of the 1999 NHL Entry Draft. Traded to Florida in exchange for a seventh round selection (201st overall, Jonathan Tremblay) in the 2003 NHL Entry Draft, July 16, 2002.								
-I-J-								
Iafrate, Al	1996-98	D	43	59	8	16	24	119
Acquired from Boston for Jeff Odgers and a fifth round selection in the 1996 NHL Entry Draft (132nd overall, previously acquired from Pittsburgh in exchange for Kevin Miller, March 20, 1996), June 21, 1996. Selected by Nashville in Expansion Draft, June 26, 1998.								
Iggulden, Mike	2007-08	C	46	1	0	0	0	0
Signed as a free agent, Jan. 16, 2006. Became free agent, July 1, 2008.								
Irwin, Matt	2012-15	D	52	153	16	34	50	63
Signed as a free agent March 23, 2010. Became a free agent July 1, 2015.								
Jakopin, John	2002-03	D	4	12	0	0	0	11
Signed as a free agent, Sept. 5, 2002. Became free agent, July 1, 2003.								
Janney, Craig	1994-96	C	15	98	18	64	82	36
Acquired from St. Louis in exchange for Jeff Norton and a third round selection (55th overall) in the 1997 NHL Entry Draft, March 6, 1995. Traded to Winnipeg in exchange for Darren Turcotte and a second round selection (31st overall) in the 1996 NHL Entry Draft, March 18, 1996. 31st overall selection in 1996 later traded to Chicago, along with an additional 1996 second round selection (46th overall, previously acquired from Detroit on March 16, 1996) in exchange for a 1996 first round selection (21st overall, Marco Sturm), June 22, 1996.								
Jillson, Jeff	2001-03	D	5	74	5	19	24	38
Selected by San Jose in the first round (14th overall) 1999 NHL Entry Draft. Traded to Boston along with Jeff Hackett in exchange for Kyle McLaren and a fourth round selection (126th overall, Torrey Mitchell) in the 2004 NHL Entry Draft, Jan. 23, 2003. Hackett previously acquired from Montreal in exchange for Niklas Sundstrom and a third round selection (95th overall) in the 2004 NHL Entry Draft.								
Joslin, Derek	2008-11	D	65	53	1	6	7	26
Selected by San Jose in the fifth round (149th overall) of the 2005 NHL Entry Draft. Traded to Carolina in exchange for future considerations, Feb. 18, 2011.								
-K-								
Karlsson, Melker	2014-16	C	68	118	23	20	43	36
Signed as free agent, May 30, 2014.								
Kaspar, Lukas	2007-09	LW	43	16	2	2	4	8
Selected in the the first round (22nd overall) of the 2004 NHL Entry Draft. Became free agent, July 1, 2009.								
Kearns, Bracken	2012-14	C	38	26	3	2	5	6
Signed as free agent, July 2, 2012. Became free agent, July 1, 2014.								
Kennedy, Tyler	2013-15	RW	81	92	8	18	26	42
Acquired from Pittsburgh in exchange for a second round selection in the 2013 NHL Draft on June 30, 2013. Traded to the NY Islanders in exchange for seventh-round draft selection (210th overall, previously acquired from Tampa Bay and later traded to Vancouver in exchange for Patrick McNally) in the 2015 NHL Draft on March 2, 2015.								
Kisio, Kelly	1991-93	C	11	126	37	78	115	144
Acquired from Minnesota in exchange for Shane Churla, June 3, 1991. Became free agent, July 1, 1993.								
Kolstad, Dean	1991-93	D	29	10	0	2	2	12
Acquired from Minnesota in Dispersal Draft, May 30, 1991. Became free agent, July 1, 1993.								
Korolyuk, Alexander	1997-06	LW/RW	94/27/15/48	296	62	80	142	140
Selected in sixth round (141st overall) of the 1994 NHL Entry Draft. Selected in sixth round (141st overall) of the 1994 NHL Entry Draft. Traded to New Jersey, along with Jim Fahey, in exchange for Vladimir Malakhov and a first round selection (26th overall, later traded to St. Louis) in the 2007 NHL Entry Draft, Oct. 1, 2006.								



SHARKS ALL-TIME ROSTER

	YEARS	POS.	NO.	GP	G	A	PTS	PIM
Kozlov, Viktor	1994-97	C/LW	25/47	174	29	40	69	50
	Selected in first round (sixth overall) of the 1993 NHL Entry Draft. Traded to Florida in exchange for a first round selection in the 1998 NHL Entry Draft, Nov. 14, 1997. Tampa Bay later acquired the right to swap 1998 first round picks with San Jose, along with Andrei Zyuzin, in exchange for Bryan Marchment and David Shaw on March 24, 1998. Florida won the 1998 NHL Lottery and the first round draft selection acquired by San Jose from Florida became first overall, which Tampa swapped with San Jose for the second overall pick in 1998. San Jose then traded the 1998 second overall pick to Nashville, along with a 1998 third round selection (85th overall [previously acquired from New Jersey, in exchange for Vlastimil Kroupa, Aug. 22, 1997]) in exchange for the 1998 third overall selection (Brad Stuart) and a second round selection (29th overall, Jonathan Cheechoo) in the 1998 NHL Entry Draft, June 27, 1998.							
Kraft, Ryan	2002-03	C	41	7	0	1	1	0
	Selected in the eighth round (194th overall) of the 1995 NHL Entry Draft. Became free agent, July 1, 1998. Signed as free agent, Aug. 11, 2000. Became free agent, July 1, 2003.							
Kravets, Mikhail	1991-93	RW	7/40	2	0	0	0	0
	Selected in 12th round (243rd overall) of 1991 NHL Entry Draft. Became free agent, July 1, 1994.							
Kroupa, Vlastimil	1993-97	D	44/26	103	4	18	22	66
	Selected in second round (45th overall) of 1993 NHL Entry Draft. Traded to New Jersey in exchange for a third round selection (85th overall) in the 1998 NHL Entry Draft, Aug. 22, 1997. 85th overall selection in 1998 later traded to Nashville, along with a first round selection in the 1998 NHL Entry Draft (second overall), in exchange for a first round selection in the 1998 NHL Entry Draft (third overall, Brad Stuart) and a second round selection in the 1998 NHL Entry Draft (29th overall, Jonathan Cheechoo), June 27, 1998.							
Kruse, Paul	2000-01	LW	29	1	0	0	0	5
	Signed as free agent, Sept. 10, 2000. Became free agent, July 1, 2001.							
Kyte, Jim	1994-96	D	2	75	3	12	15	179
	Signed as free agent, March 30, 1995. Became free agent, July 1, 1996.							
-L-								
Lalor, Mike	1993-94	D	5/18	23	0	2	2	8
	Signed as free agent, Aug. 16, 1993. Traded to Dallas with Doug Zmolek in exchange for Ulf Dahlen, March 19, 1994.							
Langfeld, Josh	2005-06	RW	24	39	2	9	11	16
	Signed as a free agent, Sept. 12, 2005. Claimed on waivers by Boston, Jan. 31, 2006.							
Lappin, Peter	1991-92	RW	26	1	0	0	0	0
	Acquired from Minnesota in Dispersal Draft, May 30, 1991. Became free agent, Sept. 1, 1992.							
Larionov, Igor	1993-95	C	7	97	23	59	82	54
	Acquired from Vancouver in 1992 NHL Waiver Draft. Traded to Detroit in exchange for Ray Sheppard, Oct. 24, 1995.							
Lawton, Brian	1991-93	C	9	80	17	30	47	54
	Signed as free agent, Aug. 9, 1991. Traded to New Jersey in exchange for future considerations, Jan. 26, 1993.							
Leach, Jay	2009-11	D	28	28	1	1	2	20
	Claimed off waivers from Montreal, Dec. 1, 2009. Traded to New Jersey along with Steven Zalewski in exchange for Patrick Davis and Mike Swift, Feb. 9, 2011.							
Lemieux, Claude	2008-09	RW	32	18	0	1	1	21
	Signed as free agent, Dec. 28, 2008. Retired, July 8, 2009.							
Lerg, Bryan	2014-15	C	42, 11	8	1	0	1	0
	Signed by San Jose as a free agent, July 10, 2014. Became a free agent, July 1, 2016.							
Lessard, Rick	1991-92	D	13	8	0	2	2	16
	Acquired from Calgary in Expansion Draft, May 30, 1991. Traded to Vancouver for Robin Bawa, Dec. 15, 1992.							
LiPuma, Chris	1996-97	D	26	8	0	0	0	22
	Signed as free agent, Aug. 26, 1996. Became free agent, July 1, 1997.							
Lindsay, Bill	2000-01	LW	12	16	0	4	4	29
	Acquired from Calgary in exchange for an eighth round selection in the 2001 NHL Entry Draft (233rd overall, previously acquired from Minnesota along with future considerations [protection of Evgeni Nabokov in the 2000 NHL Expansion Draft] in exchange for Andy Sutton, a seventh round selection [214th overall] in the 2000 NHL Entry Draft and a third round selection [85th overall] in the 2001 NHL Entry Draft on June 12, 2000), March 6, 2001. Became free agent, July 1, 2001.							



Bryan Marchment

SHARKS ALL-TIME ROSTER

	YEARS	POS.	NO.	GP	G	A	PTS	PIM
Lowry, Dave	1997-00	LW	26/15	143	11	17	28	93
Acquired from Florida in exchange for fifth round selection in the 1998 NHL Entry Draft (117th overall, previously acquired from Florida in exchange for Johan Garpenlov, March 3, 1995), Nov. 13, 1997. Became free agent, July 1, 2000.								
Loyns, Lynn	2002-04	LW/C	26	21	3	0	3	19
Signed as free agent, Oct. 3, 2001. Traded to Calgary in exchange for a fifth round selection (152nd overall, traded to Florida on June 27, 2004) in the 2004 NHL Entry Draft and future considerations, Jan. 9, 2004.								
Lukowich, Brad	2008-09	D	37	58	0	8	8	12
Acquired from Tampa Bay along with Dan Boyle in exchange for Matt Carle, Ty Wishart, a first round selection in the 2009 NHL Entry Draft (26th overall) and a fourth round selection (118th overall) in the 2010 NHL Entry Draft on July 4, 2008. Traded to Vancouver, along with D Christian Ehrhoff, in exchange for D Daniel Rahimi and C Patrick White, Aug. 28, 2009.								

-M-

MacLean, John	1997-98	RW	15	51	13	19	32	28
Acquired with Ken Sutton from New Jersey in exchange for Doug Bodger and Dody Wood, Dec. 7, 1997. Became free agent, July 1, 1998.								
MacLeod, Pat	1991-93	D	38	50	5	12	17	14
Acquired from Minnesota in Dispersal Draft, May 30, 1991. Became free agent, July 1, 1993.								
Makarov, Sergei	1993-95	RW	24	123	40	52	92	118
Acquired from Hartford as future considerations of June 26, 1993 trade, Aug. 6, 1993. Removed from NHL roster, Sept. 30, 1995.								
Maley, David	1992-94	LW	25	62	1	6	7	156
Claimed off waivers from Edmonton, Jan. 1, 1993. Traded to N.Y. Islanders in exchange for future considerations, Jan. 24, 1994.								
Malhotra, Manny	2009-10	C	27	71	14	19	33	41
Signed as free agent, Sept. 23, 2009. Became free agent, July 1, 2010.								
Marchment, Bryan	1997-03	D	27	334	15	53	66	706
Acquired with David Shaw in exchange for Andrei Nazarov and Tampa Bay's option to swap first round picks in the 1998 NHL Entry Draft, March 24, 1998. Traded to Colorado in exchange for third (97th overall) and fifth round (163rd overall) selections in the 2003 NHL Entry Draft, March 8, 2003. 97th overall selection in 2003 traded to Calgary, along with a fifth round selection (143rd overall) and a sixth round selection (173rd overall) in the 2003 NHL Entry Draft in exchange for a second round selection (47th overall, Matthew Carle) in the 2003 NHL Entry Draft on June 21, 2003. 163rd overall selection in 2003 NHL Entry Draft traded back to Colorado in exchange for Scott Parker, June 21, 2003.								



SHARKS ALL-TIME ROSTER

	YEARS	POS.	NO.	GP	G	A	PTS	PIM
Marleau, Patrick	1997-16	LW/C	12/14	1411	481	555	1036	431
	Selected in the first round (2nd overall) of the 1997 NHL Draft.							
Marshall, Jason	2003-04	D	6	12	0	2	2	8
	Acquired from Minnesota in exchange for fifth round selection (161st overall) in 2004 NHL Entry Draft, March 3, 2004. Became free agent, July 1, 2004.							
Martin, Paul	2015-16	D	7	78	3	17	20	22
	Signed by San Jose as a free agent, July 1, 2015.							
Mashinter, Brandon	2010-12	LW	72	13	0	0	0	17
	Signed as a free agent, March 3, 2009. Traded to the NY Rangers in exchange for Tommy Grant and a sixth-round selection (179th overall, later traded to Chicago along with the 20th overall selection in exchange for the 27th selection, Nikolay Goldobin, and the 62nd selection, which was traded to Nashville in exchange for the 72nd selection, Alex Schoenborn, and the 102nd selection, Alexis Vanier) on June 28, 2014.							
Matteau, Stephane	1997-02	RW/LW	32/37	345	55	64	119	241
	Acquired from St. Louis in exchange for Darren Turcotte, July 25, 1997. Became free agent, July 1, 2002.							
Mayers, Jamal	2010-11	RW	10	78	3	11	14	124
	Signed as free agent, Aug. 4, 2010. Became free agent, July 1, 2011.							
McCarthy, John	2009-14, 2015	LW	43/17	88	3	3	6	22
	Selected in the seventh round (202nd overall) of the 2006 NHL Entry Draft. Became free agent, July 1, 2014. Signed as free agent July 2, 2015.							
McCauley, Alyn	2002-06	C/LW	10	174	35	48	83	62
	Acquired from Toronto along with Brad Boyes and a first round selection (21st overall) in the 2003 NHL Entry Draft in exchange for Owen Nolan, March 5, 2003. 21st overall selection in 2003 later traded to Boston, along with a second round selection (66th overall) and a fourth round selection (107th overall) in the 2003 NHL Entry Draft in exchange for a first round selection (16th overall, Steve Bernier) in the 2003 NHL Entry Draft, June 21, 2003. Became a free agent, July 1, 2006.							
McDonough, Hubie	1992-93	C	27	30	6	2	8	6
	Acquired from N.Y. Islanders in exchange for cash considerations, Aug. 31, 1992. Became free agent, June 10, 1993.							
McGill, Bob	1991-92	D	25	62	3	1	4	70
	Acquired from Chicago in Expansion Draft, May 30, 1991. Traded to Detroit, along with an eighth round draft selection (189th overall) in the 1992 NHL Entry Draft in exchange for Johan Garpenlov, March 10, 1992.							
McGillis, Dan	2002-03	D	3	37	3	13	16	30
	Acquired from Philadelphia in exchange for Marcus Ragnarsson, Dec. 6, 2001. Traded to Boston in exchange for a second round selection (50th overall) in the 2003 NHL Entry Draft, March 11, 2003. 50th overall selection in 2003 later traded to the N.Y. Rangers, along with a third round selection in the 2003 NHL Entry Draft (75th overall), in exchange for a second round selection (43rd overall, Joshua Hennessy) in the 2003 NHL Entry Draft, June 21, 2003.							
McGinn, Jamie	2008-12	LW	64	204	27	22	49	99
	Selected in second round (36th overall) of the 2006 NHL Entry Draft. Traded to Colorado along with Mike Connolly and Michael Sgarbossa in exchange for Daniel Winnik, TJ Galiardi and a seventh round selection (207th overall, Emil Galimov) in the 2013 NHL Entry Draft, Feb. 27, 2012.							
McGinn, Tye	2014-15	LW	25	33	1	4	5	11
	Acquired from Philadelphia in exchange for a third round selection (70th overall) in the 2015 NHL Draft. Claimed off of waivers by Arizona on March 2, 2015.							
McHugh, Mike	1991-92	LW	22	8	1	0	1	14
	Acquired from Minnesota in Dispersal Draft, May 30, 1991. Traded to Hartford in exchange for Paul Fenton, Oct. 18, 1991.							
McLaren, Frazer	2009-13	LW	68/38	40	1	5	6	85
	Selected in the seventh round (203rd overall) of the 2007 NHL Entry Draft. Claimed by Toronto via waivers, Jan. 31, 2013. Signed as a free agent, Aug. 24, 2015. Became a free agent, July 1, 2016.							



Joe Murphy

SHARKS ALL-TIME ROSTER

	YEARS	POS.	NO.	GP	G	A	PTS	PIM
McLaren, Kyle	2002-08	D	4	302	12	71	83	301
	Acquired from Boston along with a fourth round selection (126th overall, Torrey Mitchell) in the 2004 NHL Entry Draft in exchange for Jeff Jillson and Jeff Hackett, Jan. 23, 2003. Hackett was previously acquired from Montreal on Jan. 23, 2003 in exchange for Niklas Sundstrom and a third round selection (95th overall) in the 2004 NHL Entry Draft. Became free agent, July 1, 2009.							
McLean, Jeff	1993-94	C	43	6	1	0	1	0
	Selected by San Jose in 1991 Supplemental Draft (first overall). Became free agent, July 1, 1994.							
McSorley, Marty	1996-98	D	33	113	6	22	28	326
	Acquired from N.Y. Rangers in exchange for Jayson More, Brian Swanson and a fourth round selection in the 1997 NHL Entry Draft (82nd overall), Aug. 20, 1996. Became free agent, July 1, 1998.							
Michalek, Milan	2003-09	LW	9	317	91	123	214	184
	Selected in first round (sixth overall) of the 2003 NHL Entry Draft. Traded to Ottawa, along with RW Jonathan Cheechoo and a second round selection (58th overall) in the 2010 NHL Entry draft, in exchange for LW Dany Heatley and a fifth round selection (136th overall), Isaac MacLeod) in the 2010 NHL Entry Draft, Sept. 12, 2009.							
Miller, Kevin	1994-96	RW/LW	8/12	89	28	27	55	54
	Acquired from St. Louis in exchange for Todd Elik, March 23, 1995. Traded to Pittsburgh in exchange for a fifth round selection in the 1996 NHL Entry Draft (132nd overall, traded to Boston with Jeff Odgers in exchange for Al Iafrate on June 21, 1996), March 20, 1996.							
Miller, Kip	1993-94	C	20	11	2	2	4	6
	Signed as free agent, Aug. 10, 1993. Became free agent July 1, 1994.							
Mitchell, Torrey	2007-12	C	17	280	30	43	73	152
	Selected by San Jose in the fourth round (126th overall) of the 2004 NHL Entry Draft. Became free agent, July 1, 2012.							
Moen, Travis	2008-09	LW	24	19	3	2	5	14
	Acquired from Anaheim along with Kent Huskins in exchange for Nick Bonino, Timo Pielmeier and a fourth round selection (108th overall) in the 2012 NHL Draft, March 4, 2009. Became free agent, July 1, 2009.							
Montgomery, Jim	2000-01	C	26	28	1	6	7	19
	Signed as free agent, Aug. 14, 2000. Became free agent, July 1, 2001.							
Moore, Dominic	2012	C	18	23	0	6	6	6
	Acquired from Tampa Bay along with a seventh round selection (191st overall) in the 2012 NHL Draft in exchange for a second round selection (37th overall, previously acquired from Minnesota), Feb. 16, 2012. 191st selection later traded with a fourth round selection (111th overall) in 2013 to Chicago in exchange for a fourth round selection (109th overall, Christophe Lalancette) in the 2012 NHL Draft. Became free agent, July 1, 2012.							
Moore, Mike	2010-12	D	55	6	1	0	1	7
	Signed as free agent, April 8, 2010. Became free agent, July 1, 2012.							



SHARKS ALL-TIME ROSTER

	YEARS	POS.	NO.	GP	G	A	PTS	PIM
More, Jay	1991-96	D	4	287	12	38	50	545
	Acquired from Montreal in Expansion Draft, May 30, 1991. Traded with Brian Swanson and a fourth round selection (82nd overall) in the 1997 NHL Entry Draft to N.Y. Rangers for Marty McSorley, Aug. 20, 1996.							
Morris, Jon	1992-93	C	9	13	0	3	3	6
	Claimed via waivers from New Jersey, March 13, 1993. Traded to Boston in exchange for future considerations, Oct. 29, 1993.							
Mueller, Mirco	2014-16	D	41	50	1	3	4	17
	Selected in the first round (18th overall) of the 2013 NHL Draft.							
Mullen, Brian	1991-92	LW	19	72	18	28	46	66
	Acquired from N.Y. Rangers in exchange for Tim Kerr, May 30, 1991. Traded to N.Y. Islanders in exchange for rights to Marcus Thuresson, Aug. 24, 1992.							
Murphy, Joe	1997-99	RW	17	86	30	27	57	87
	Acquired with cash considerations from St. Louis in exchange for Todd Gill, March 24, 1998. Became free agent, July 1, 1999.							
Murray, Andrew	2011-12	LW	28	39	1	3	4	4
	Signed as a free agent, July 19, 2011. Traded with a seventh round selection in the 2014 NHL Draft to Detroit in exchange for Brad Stuart, June 10, 2012.							
Murray, Douglas	2005-13	D	3/41	451	6	53	59	361
	Selected in the eighth round (241st overall) in the 1999 NHL Entry Draft. Traded to Pittsburgh in exchange for a second-round selection (58th overall, later traded along with the 20th selection to Detroit in exchange for the 18th selection, Mirco Mueller, on June 30, 2013) in the 2013 NHL Draft and a second-round selection (46th overall, Julius Bergman) in the 2014 NHL Draft on March 25, 2013.							
Myhres, Brantt	1998-00	RW	33	43	1	1	2	213
	Signed as free agent, Sept. 11, 1998. Became free agent, July 1, 2000.							

-N-O-

Nazarov, Andrei	1993-98	LW	62/23	169	23	28	51	490
	Selected in first round (10th overall) of the 1992 NHL Entry Draft. Traded to Tampa Bay with the option to swap first round selections with San Jose in the 1998 NHL Entry Draft in exchange for Bryan Marchment and David Shaw, March 24, 1998.							
Nichol, Scott	2009-11	C	21	135	8	18	26	122
	Signed as free agent, July 15, 2009. Became free agent, July 1, 2011.							
Nicholls, Bernie	1996-98	C	9	135	18	57	75	93
	Signed as free agent, July 30, 1996. Retired, Nov. 22, 1998.							
Nieminen, Ville	2005-07	LW	15	52	4	5	9	24
	Acquired from New York Rangers in exchange for a third round selection (83rd overall) in the 2006 NHL Entry Draft, March 8, 2006. Traded to St. Louis along with Jay Barriball and a first round selection (26th overall) in the 2007 NHL Entry Draft in exchange for Bill Guerin, Feb. 27, 2007.							
Nieto, Matt	2013-16	LW	83	205	28	40	68	46
	Selected in second round (47th overall) of the 2011 NHL Draft.							
Nolan, Owen	1995-03	RW	11	568	206	245	451	934
	Acquired from Colorado in exchange for Sandis Ozolinsh, Oct. 26, 1995. Traded to Toronto in exchange for Allyn McCauley, Brad Boyes and a first round selection (21st overall) in the 2003 NHL Entry Draft, March 5, 2003. 21st overall selection in 2003 later traded to Boston, along with a second round selection (66th overall) and a fourth round selection (107th overall) in the 2003 NHL Entry Draft in exchange for a first round selection (16th overall, Steve Bernier) in the 2003 NHL Entry Draft, June 21, 2003.							
Norton, Jeff	1993-95, 98-00, 00-01	D	5/8	225	12	81	91	74
	Acquired from N.Y. Islanders in exchange for a third round selection (63rd overall) in the 1994 NHL Entry Draft, June 20, 1993. Traded to St. Louis along with a third round selection (55th overall) in the 1997 NHL Entry Draft in exchange for Craig Janney, March 6, 1995. Acquired from Florida in exchange for Alex Hicks and a fifth round selection (140th overall) in the 1999 NHL Entry Draft, Nov. 11, 1998. Became free agent, July 1, 2000. Acquired from Pittsburgh in exchange for Bobby Dollas and Johan Hedberg, March 12, 2001. Became free agent, July 1, 2001.							



Tom Preissing

SHARKS ALL-TIME ROSTER

	YEARS	POS.	NO.	GP	G	A	PTS	PIM
Odgers, Jeff	1991-96	RW	36	334	48	34	82	1001
	Signed as free agent, Sept. 3, 1991. Traded to Boston with a fifth round selection in the 1996 NHL Entry Draft (132nd overall, previously acquired from Pittsburgh in exchange for Kevin Miller, March 20, 1996) in exchange for Al Iafrate, June 21, 1996.							
Ortmeyer, Jed	2009-10	RW	41	76	8	11	19	37
	Signed as free agent, July 16, 2009. Became free agent, July 1, 2010.							
Otevre, Jaroslav	1992-94	LW	50/42	16	3	4	7	2
	Selected in seventh round (133rd overall) of the 1991 NHL Entry Draft. Became a free agent, July 1, 1994.							
Ozolinsh, Sandis	1992-95, 07-08	D	24/6	212	46	86	132	122
	Selected in second round (30th overall) of the 1991 NHL Entry Draft. Traded to Colorado in exchange for Owen Nolan, Oct. 26, 1995. Signed as a free agent, Nov. 2, 2007. Became free agent, July 1, 2008.							
-P-								
Parker, Scott	2003-07	RW	27	71	2	3	5	161
	Acquired from Colorado in exchange for a fifth round selection (163rd overall) in 2003 NHL Entry Draft, June 21, 2003. Traded to Colorado in exchange for a sixth round selection (170th overall) in the 2008 NHL Entry Draft, Feb. 27, 2007. 170th selection in 2008 later traded back to Colorado, along with fourth (113th) and fifth (143rd) selections in the 2007 NHL Entry Draft in exchange for a third round selection (91st, Tyson Sexsmith) in the 2007 NHL Entry Draft, June 23, 2007.							
Pavelich, Mark	1991-92	C	16	2	0	1	1	4
	Signed as free agent, Aug. 9, 1991. Released, Oct. 8, 1991.							
Pavelski, Joe	2006-16	C	8/53	725	266	297	563	274
	Selected in the seventh round (205th overall) of the 2003 NHL Draft.							
Pederson, Mark	1992-93	LW	18	27	7	3	10	22
	Acquired from Philadelphia in exchange for Dave Snuggerud, Dec. 19, 1992. Released, Aug. 10, 1993.							
Pederson, Tom	1991-96	D	41	225	19	47	66	133
	Acquired from Minnesota in Dispersal Draft, May 30, 1991. Became free agent, July 1, 1996.							
Pelech, Matt	2012-14	RW	42	8	1	0	1	29
	Signed as free agent, July 6, 2011. Became free agent, July 1, 2014.							



SHARKS ALL-TIME ROSTER

	YEARS	POS.	NO.	GP	G	A	PTS	PIM
Peltonen, Ville	1995-97	LW	37	59	4	14	18	14
	Selected in third round (58th overall) of 1993 NHL Entry Draft. Traded to Nashville in exchange for a fifth round selection in the 1998 NHL Entry Draft (116th overall), June 26, 1998. 116th overall selection in 1998 later traded to Phoenix for a fifth round selection (145th overall) in the 1999 NHL Entry Draft, June 27, 1998. 145th overall selection in 1999 later traded to Montreal on March 23, 1999 as part of Vincent Damphousse deal.							
Petrecki, Nick	2012-13	D	54	1	0	0	0	0
	Selected in the first round (28th overall) of the 2007 NHL Entry Draft. Became free agent, July 1, 2014.							
Picard, Michel	1992-93	LW	44	25	4	0	4	24
	Acquired from Hartford in exchange for future considerations, Oct. 9, 1992. Became free agent, July 1, 1993.							
Pihlhal, Tomas	2006-09	LW	39	89	7	9	16	26
	Selected in the fifth round (140th overall) of the 2001 NHL Entry Draft. Became free agent, July 1, 2009.							
Polak, Roman	2016	D	46	24	0	3	3	16
	Acquired from Toronto, along with Nick Spaling, in exchange for Raffi Torres and a second round draft selection in the 2017 NHL Draft as well as a second round draft selection in the 2018 NHL Draft, Feb. 22, 2016. Became free agent, July 1, 2016.							
Potomski, Barry	1997-98	LW	24	9	0	1	1	30
	Signed as free agent, Aug. 15, 1997. Became free agent, July 1, 1998.							
Presley, Wayne	1991-92	RW	7	47	8	14	22	76
	Acquired from Chicago in exchange for third round selection (54th overall) in the 1993 NHL Entry Draft, Sept. 20, 1991. Traded to Buffalo in exchange for Dave Snuggerud, March 9, 1992.							
Primeau, Wayne	2002-06	C	15	100	15	24	39	107
	Acquired from Pittsburgh in exchange for Matt Bradley, March 11, 2003. Traded to Boston along with Brad Stuart and Marco Sturm in exchange for Joe Thornton, Nov. 30, 2005.							
Preissing, Tom	2003-06	D	42	143	13	49	62	38
	Signed as a free agent, April 4, 2003. Traded to Chicago along with Josh Hennessy in exchange for Mark Bell, July 10, 2006.							
-Q-								
Quintin, J.F.	1991-93	LW	28	22	5	5	10	4
	Acquired from Minnesota in Dispersal Draft, May 30, 1991. Became free agent, June 10, 1993.							
-R-								
Racine, Yves	1995-96	D	34	32	1	16	17	28
	Claimed off waivers from Montreal, Jan. 23, 1996. Traded to Calgary for future considerations, Dec. 18, 1996.							
Ragnarsson, Marcus	1995-03	D	10/33	519	28	125	153	392
	Selected by San Jose in the fifth round (99th overall) of 1992 NHL Entry Draft. Traded to Philadelphia in exchange for Dan McGillis, Dec. 6, 2003.							
Rathje, Mike	1993-04	D	2/40	671	27	128	155	439
	Selected by San Jose in first round (third overall) of the 1992 NHL Entry Draft. Became free agent, Aug. 1, 2005.							
Ricci, Mike	1997-04	C	18	529	101	162	263	355
	Acquired from Colorado, along with a second round selection (50th overall) in the 1998 NHL Entry Draft in exchange for Shean Donovan and a first round selection (12th overall) in the 1998 NHL Entry Draft, Nov. 21, 1997. 50th overall selection in 1998 later traded to Buffalo, along with Kay Whitmore in exchange for Steve Shields and a fourth round selection (104th overall, Miroslav Zalesak), June 18, 1998. Became free agent, July 1, 2004.							
Rissmiller, Patrick	2003-08	C	34	180	18	27	45	60
	Signed as a free agent, June 30, 2003. Became free agent, July 1, 2008.							
Rivet, Craig	2006-08	D	52	91	6	37	43	116
	Acquired from Montreal along with a fifth round selection (146th overall, Julien Demers) in the 2008 NHL Entry Draft in exchange for Josh Gorges and the Sharks first round selection (22nd overall) in the 2007 NHL Entry Draft, Feb. 25, 2007. Traded to Buffalo along with a seventh round selection (208th overall) in the 2010 NHL Entry Draft in exchange for second round selections in the 2009 (43rd overall, William Wrenn) and 2010 (53rd overall, later traded to Carolina for Niclas Wallin, Feb. 7, 2010) NHL Entry Drafts, July 4, 2008.							



SHARKS ALL-TIME ROSTER

	YEARS	POS.	NO.	GP	G	A	PTS	PIM
Roenick, Jeremy	2007-09	C	27	69	14	19	33	26
	Signed as a free agent, Sept. 4, 2007. Retired, Aug. 6, 2009.							
Rouse, Bob	1998-00	D	3	96	0	12	12	63
	Signed as free agent, July 13, 1998. Contract bought out, Jan. 5, 2000.							
-S-								
Samuelsson, Mikael	2000-01	RW	28	4	0	0	0	0
	Selected by San Jose in the fifth round (145th overall) in the 1998 NHL Entry Draft. Traded to N.Y. Rangers with Christian Gosselin and a seventh round selection (226th) in the 2002 NHL Entry Draft in exchange for Adam Graves, Rich Pilon and future considerations, June 24, 2001.							
Scott, John	2014-15	LW	20	38	3	1	4	87
	Signed as a free agent, July 2, 2014. Became a free agent, July 1, 2015.							
Scremin, Claudio	1991-93	D	45	17	0	1	1	29
	Signed as free agent, Sept. 3, 1991. Became free agent, July 1, 1993.							
Selanne, Teemu	2000-03	RW/LW	8	176	64	67	131	70
	Acquired from Anaheim in exchange for Jeff Friesen, Steve Shields and a second round selection (36th overall) in the 2003 NHL Entry Draft, March 5, 2001. Became free agent, July 1, 2003.							
Semenov, Alexei	2007-09	D/F	21	69	2	10	12	93
	Signed as a free agent, July 27, 2007. Became free agent, July 1, 2009.							
Setoguchi, Devin	2007-11	RW	16	267	84	75	159	89
	Selected in the first round (eighth overall) in the 2005 NHL Entry Draft. Traded to Minnesota along with Charlie Coyle and a first round selection (28th overall) in the 2011 NHL Entry Draft in exchange for Brent Burns and a second round selection (37th overall) in the 2012 NHL Entry Draft, June 24, 2011. 37th selection in 2012 later traded to Tampa Bay in exchange for Dominic Moore and a seventh round selection (191st overall, later traded to Chicago) in the 2012 NHL Draft, Feb. 16, 2012.							
Shelley, Jody	2007-10	LW	45	137	3	11	14	285
	Acquired from Columbus in exchange for a sixth round selection (177th overall) in the 2009 NHL Entry Draft. Traded to the New York Rangers in exchange for a sixth round selection (166th overall, Daniil Sobchenko) in the 2011 NHL Entry Draft, Feb. 12, 2010.							
Sheppard, James	2012-15	C/LW	15	156	10	30	40	75
	Acquired from Minnesota in exchange for a third round selection (81st overall) in the 2013 NHL Draft. Trade to NY Rangers in exchange for a fourth-round selection (111th overall, Noah Gregor) in the 2016 NHL Draft, March 1, 2015.							
Sheppard, Ray	1995-96	RW	26	51	27	19	46	10
	Acquired from Detroit in exchange for Igor Larionov, Oct. 24, 1995. Traded to Florida along with a fourth round selection (82nd overall) in the 1996 NHL Entry Draft in exchange for a second round selection (46th overall) and a fourth round selection (102nd overall, Matt Bradley) in the 1996 NHL Entry Draft, March 16, 1996. The 46th overall selection in 1996 was later traded to Chicago, along with an additional second round selection (31st overall, previously acquired from Winnipeg in a March 18, 1996 trade) in exchange for a first round selection in the 1996 NHL Entry Draft (21st overall, Marco Sturm), June 22, 1996.							
Skalde, Jarrod	1997-99	C	8	38	5	7	12	18
	Signed as free agent, Aug. 13, 1997. Claimed off waivers by Chicago, Jan. 8, 1998. Claimed off waivers from Chicago, Jan. 22, 1998. Claimed off waivers by Dallas, Jan. 17, 1998. Claimed off waivers from Chicago, March 6, 1998. Became a free agent, July 1, 2000.							
Skriko, Petri	1992-93	C	26	17	4	3	7	6
	Signed as free agent, Aug. 27, 1992. Placed on waivers for purposes of unconditional release, Nov. 30, 1992.							
Smith, Ben	2015	RW	21	25	2	3	5	0
	Acquired from Chicago along with a conditional draft selection in the 2017 NHL Draft in exchange for Andrew Desjardins, March 2, 2015. Traded with Alex Stalock and a third round selection in the 2018 NHL Draft to Toronto in exchange for James Reimer and Jeremy Morin.							
Smith, Mark	2000-07	C	16	323	22	44	66	398
	Selected by San Jose in the ninth round (219th overall) in the 1997 NHL Entry Draft. Became a free agent, July 1, 2007.							
Snuggerud, Dave	1991-93	LW	18	36	4	6	10	18
	Acquired from Buffalo in exchange for Wayne Presley, March 9, 1992. Traded to Philadelphia in exchange for Mark Pederson, Dec. 19, 1992.							



SHARKS ALL-TIME ROSTER

	YEARS	POS.	NO.	GP	G	A	PTS	PIM
Spaling, Nick	2016	C	16	23	2	4	6	6
	Acquired from Toronto, along with Roman Polak, in exchange for Raffi Torres and a second round draft selection in the 2017 NHL Draft as well as a second round draft selection in the 2018 NHL Draft, Feb. 22, 2016. Became free agent, July 1, 2016.							
Staubitz, Brad	2008-10	RW	59	82	4	5	9	186
	Signed as free agent, Sept. 19, 2005. Traded to Minnesota in exchange for a fifth round selection (129th overall, Freddie Hamilton) in the 2010 NHL Entry Draft, June 21, 2010.							
Stern, Ron	1998-00	RW	22	145	11	14	25	309
	Signed as free agent, Aug. 25, 1998. Retired, Sept. 22, 2000.							
Stevenson, Grant	2005-06	RW	37/55	47	10	12	22	14
	Signed as free agent, April 18, 2003. Became free agent, July 1, 2007.							
Stollery, Karl	2015	D	3	5	0	0	0	4
	Acquired from Colorado in exchange for Freddie Hamilton, March 2, 2015. Became free agent, July 1, 2016.							
Stuart, Brad	1999-06, 12-14	D	7	486	39	131	170	281
	Selected by San Jose in the first round (third overall) of the 1998 NHL Entry Draft. Traded to Boston along with Wayne Primeau and Marco Sturm in exchange for Joe Thornton, Nov. 30, 2005. Acquired by San Jose from Detroit in exchange for Andrew Murray and a seventh round selection (202nd overall) in the 2014 NHL Draft, June 10, 2012. Traded to Colorado in exchange for a 2016 second round selection and 2017 sixth round selection on July 1, 2014.							
Sturm, Marco	1997-05	LW/C	19	553	128	145	273	242
	Selected by San Jose in the first round (21st overall) of the 1996 NHL Entry Draft. Traded to Boston along with Wayne Primeau and Brad Stuart in exchange for Joe Thornton, Nov. 30, 2005.							
Sullivan, Mike	1991-93	C	47	171	16	21	37	49
	Signed as free agent, Aug. 9, 1991. Claimed by Calgary via waivers, Jan. 6, 1994.							
Sundstrom, Niklas	1999-03	RW	24	281	33	104	137	122
	Acquired from Tampa Bay along with a third round selection (74th overall) in the 2000 NHL Entry Draft, in exchange for Andrei Zyuzin, Bill Houlder, Steve Guolla and Shawn Burr, Aug. 4, 1999. 74th overall selection in 2000 was later traded to Chicago, along with an additional second round selection in 2000 (49th overall) in exchange for a second round selection in 2000 (41st overall, Tero Maatta), June 24, 2000. Traded to Montreal along with a third round selection (95th overall) in the 2004 NHL Entry Draft in exchange for Jeff Hackett, Jan. 23, 2003. Hackett immediately traded to Boston along with Jeff Jillson in exchange for Kyle McLaren and a fourth round selection (126th overall, Torrey Mitchell) in the 2004 NHL Entry Draft.							
Suter, Gary	1998-02	D	20	227	22	79	101	193
	Acquired rights from Chicago on June 27, 1998 in exchange for a ninth round selection (240th overall) in the 1998 NHL Entry Draft. Signed as a free agent, July 1, 1998. Retired, Sept 10, 2002.							
Sutter, Ron	1996-00	C	12	272	15	26	41	161
	Signed as free agent, Oct. 12, 1996. Became a free agent, July 1, 2000.							
Sutton, Andy	1998-00	D	42	71	1	4	5	145
	Signed as free agent, March 20, 1998. Traded to Minnesota along with a seventh round selection (214th overall) in the 2000 NHL Entry Draft and a third round selection (85th overall) in the 2001 NHL Entry Draft in exchange for an eighth round selection in the 2001 NHL Entry Draft (233rd overall, traded to Calgary in exchange for Bill Lindsay on March 6, 2001) and future considerations (protection of Evgeni Nabokov in the 2000 NHL Expansion Draft), June 12, 2000.							
Sutton, Ken	1997-98	D	5	8	0	0	0	15
	Acquired with John MacLean from New Jersey in exchange for Doug Bodger and Dody Wood, Dec. 7, 1997. Traded to New Jersey in exchange for a fifth round selection (155th overall, Niko Dimitrakos) in the 1999 NHL Entry Draft, Aug. 26, 1998.							
Sykora, Michal	1993-97	D	38	152	7	29	36	137
	Selected by San Jose in the sixth round (123rd overall) of the 1992 NHL Entry Draft. Traded to Chicago with Ulf Dahlen and Chris Terreri in exchange for Ed Belfour, Jan. 25, 1997.							
-T-								
Tancill, Chris	1994-97	RW/LW	18	96	14	27	41	38
	Signed as free agent, Aug. 31, 1994. Became a free agent, July 1, 1997.							



Ray Whitney

SHARKS ALL-TIME ROSTER

	YEARS	POS.	NO.	GP	G	A	PTS	PIM
Tarasov, Daniil	2015	RW	71	5	0	1	1	0
	Signed as free agent, April 2, 2013.							
Tennysen, Matt	2012-16	D	80	60	3	11	14	18
	Signed by San Jose as a free agent, March 29, 2012. Became a free agent, July 1, 2016.							
Thornton, Joe	2005-16	C	19	835	208	679	887	488
	Acquired from Boston in exchange for Wayne Primeau, Brad Stuart and Marco Sturm, Nov. 30, 2005.							
Thornton, Scott	2000-06	LW	17	342	77	70	147	439
	Signed as free agent, July 1, 2000. Became a free agent, July 1, 2006.							
Tierney, Chris	2014-16	C	50	122	13	28	41	26
	Selected by San Jose in the second round (55th overall) in the 2012 NHL Draft.							
Torres, Raffi	2012-16	LW	13	16	5	6	11	11
	Acquired from Phoenix in exchange for a third round selection (62nd overall, previously acquired from N.Y. Rangers) in the 2013 NHL Draft, April 3, 2013. Traded along with a second round selection in the 2017 NHL Draft and a second round selection in the 2018 NHL Draft in exchange for Roman Polak and Nick Spaling, Feb. 22, 2016.							
Turcotte, Darren	1995-97	C	9/8/47	74	22	26	48	20
	Acquired from Winnipeg with a second round selection (31st overall) in the 1996 NHL Entry Draft in exchange for Craig Janney, March 18, 1996. The 31st overall selection in 1996 was later traded to Chicago, along with an additional 1996 second round selection (46th overall, previously acquired from Detroit on March 16, 1996) in exchange for a first round selection (21st overall, Marco Sturm), June 22, 1996. Traded to St. Louis in exchange for Stephane Matteau, July 25, 1997.							

-U-V-W-

Vandermeer, Jim	2011-12	D	2	25	1	3	4	33
	Signed as free agent, July 1, 2011. Became free agent, July 1, 2012.							
Vesce, Ryan	2008-10	RW	53	19	3	2	5	4
	Signed as free agent, Aug. 12, 2008. Became a free agent, July 1, 2010.							
Vlasic, Marc-Edouard	2006-16	D	44	737	47	179	226	313
	Selected in the second round (35th overall) of the 2005 NHL Draft.							
Ward, Joel	2015-16	RW	42	79	21	22	43	28
	Signed by San Jose as a free agent, July 3, 2016.							
Wallin, Niclas	2010-11	D	7	97	3	7	10	69
	Acquired from Carolina along with a fifth round selection (127th overall, Cody Ferriero) in the 2010 NHL Entry Draft in exchange for a second round selection (53rd overall, previously acquired from Buffalo) in the 2010 NHL Entry Draft, Feb. 7, 2010. Became free agent, July 1, 2011.							



SHARKS ALL-TIME ROSTER

	YEARS	POS.	NO.	GP	G	A	PTS	PIM
Wellwood, Kyle	2010-11	C/RW	20	35	5	8	13	0
	Claimed off waivers from St. Louis, Jan. 18, 2011. Became free agent, July 1, 2011.							
White, Colin	2011-12	D	5	54	1	3	4	21
	Signed as free agent, Aug. 3, 2011. Became free agent, July 1, 2012.							
White, Ian	2010-11	D	9	23	2	8	10	8
	Acquired from Carolina in exchange for a second round selection (47th overall) in the 2012 NHL Entry Draft, Feb. 18, 2011. Became free agent, July 1, 2011.							
Whitney, Ray	1991-97	LW/C	14/43	200	48	73	121	52
	Selected in second round (23rd overall) of the 1991 NHL Entry Draft. Contract bought out, Aug. 21, 1997.							
Widmer, Jason	1996-97	D	5	2	0	1	1	0
	Signed as free agent, Aug 26, 1996. Became free agent, July 1, 1998.							
Wilkinson, Neil	1991-93	D	5/45	119	5	22	27	203
	Acquired from Minnesota in Dispersal Draft, May 30, 1991. Traded to Chicago as future considerations in June 18, 1993 trade for Jimmy Waite, July 9, 1993.							
Williams, David	1991-93	D	3/41	96	4	36	40	89
	Signed as free agent, Aug. 9, 1991. Selected by Anaheim in Expansion Draft, June 24, 1993.							
Wilson, Doug	1991-93	D	24	86	12	36	48	66
	Acquired from Chicago in exchange for Kerry Toporowski and a second round selection (27th overall) in the 1992 NHL Entry Draft, Sept. 6, 1991. Retired, Sept. 10, 1993.							
Winchester, Brad	2011-12	LW	10	67	6	4	10	88
	Signed as free agent, Oct. 3, 2011. Became free agent, July 1, 2012.							
Wingels, Tommy	2010-16	C/RW	57	300	46	68	114	182
	Selected in the sixth round (177th overall) of the 2008 NHL Draft.							
Winnik, Daniel	2012	LW	34	21	3	2	5	10
	Acquired along with TJ Galiardi and a seventh round selection (207th overall, Emil Galimov) in the 2013 NHL Entry Draft in exchange for Jamie McGinn, Mike Connolly and Michael Sgarbossa, Feb. 27, 2012. Became free agent, July 1, 2012.							
Wiseman, Chad	2002-03	LW	49	4	0	0	0	4
	Selected in the eighth round (246th overall) of the 2000 NHL Entry Draft. Traded to the N.Y. Rangers in exchange for Nils Ekman, Aug. 12, 2003.							
Wood, Dody	1992-98	LW/C	16/45	106	8	10	18	471
	Selected in the third round (45th overall) of the 1991 NHL Entry Draft. Traded with Doug Bodger to New Jersey in exchange for John MacLean and Ken Sutton, Dec. 7, 1997.							

-X-Y-Z-

Yegorov, Alexei	1995-99	C	48	11	3	3	6	2
	Selected in third round (66th overall) of 1994 NHL Entry Draft. Selected by Atlanta in the 1999 Expansion Draft.							
Zalesak, Miroslav	2002-04	RW	32/46	12	1	2	3	0
	Selected in the fourth round (104th overall) in the 1998 NHL Entry Draft. Became free agent, Aug. 1, 2005.							
Zalewski, Steven	2009-11	C	48	3	0	0	0	0
	Selected in the fifth round (153rd overall) of the 2004 NHL Entry Draft. Traded to New Jersey along with Jay Leach in exchange for Patrick Davis and Mike Swift, Feb. 9, 2011.							
Zettler, Rob	1991-94	D	2	196	1	18	19	314
	Acquired from Minnesota in Dispersal Draft, May 30, 1991. Traded to Philadelphia in exchange for Vyacheslav Butsayev, Feb. 1, 1994.							
Zmolek, Doug	1992-94	D	19	152	5	14	19	351
	Acquired from Minnesota in Dispersal Draft, May 30, 1991. Traded with Mike Lalor to Dallas in exchange for Ulf Dahlen, March 19, 1994.							
Zubrus, Dainius	2015-16	C	9	50	3	4	7	20
	Signed by San Jose as a free agent, Nov. 24, 2015. Became free agent, July 1, 2016.							
Zyuzin, Andrei	1997-99	D	4/20	81	9	8	17	104
	Selected in the first round (second overall) of the 1996 NHL Entry Draft. Traded along with Shawn Burr, Bill Houlder and Stephen Guolla to Tampa Bay in exchange for Niklas Sundstrom and a third round selection (74th overall) in the 2000 NHL Entry Draft, Aug. 4, 1999. 74th overall selection later traded to Chicago, along with an additional second round selection in 2000 (49th overall), in exchange for a second round selection in 2000 (41st overall, Tero Maatta), June 24, 2000.							



SHARKS ALL-TIME GOALTENDER ROSTER

GOALTENDERS

	YEARS	NO	GP	MINS	GA	W-L-O/T	SO	GAA
Belfour, Ed	1996-97	20/30	13	757	43	3-9-0	1	3.41
	Acquired from Chicago in exchange for Ulf Dahlen, Michal Sykora and Chris Terreri, Jan. 25, 1997. Became a free agent, July 1, 1997.							
Boucher, Brian	2008-09	33	27	1529	54	15-7-4	3	2.12
	Signed as a free agent, Feb. 26, 2008. Became free agent, July 1, 2009.							
Flaherty, Wade	1991-97	31/35	53	2586	185	10-26-2	1	4.29
	Signed as free agent, Sept. 3, 1991. Became free agent, July 1, 1997.							
Gauthier, Sean	1998-99	30	1	3	0	0-0-0	0	0.00
	Signed as a free agent, July 22, 1998. Became free agent, July 1, 1999.							
Grosenick, Troy	2014-15	34	2	118	3	1-1-0	1	1.53
	Signed as free agent, April 8, 2013.							
Greiss, Thomas	2007-13	1	44	2262	95	17-16-3	1	2.52
	Selected in the third round (94th overall) of the 2004 NHL Entry Draft. Became free agent, July 5, 2013.							
Hackett, Jeff	1991-93	30	78	4314	324	13-57-2	0	4.51
	Acquired from N.Y. Islanders in Expansion Draft, May 30, 1991. Traded to Chicago in exchange for a third round selection (66th overall, Alexei Yegorov) in the 1994 NHL Entry Draft, July 13, 1993.							
Hayward, Brian	1991-93	1	25	1235	111	3-18-1	0	5.39
	Acquired from Minnesota in Dispersal Draft, May 30, 1991. Became free agent, June 10, 1993.							
Hrudey, Kelly	1996-98	32	76	3564	202	20-40-7	1	3.04
	Signed as free agent, July 18, 1996. Retired, July 30, 1998.							
Irbe, Arturs	1991-96	32	183	10286	595	57-91-26	8	3.47
	Acquired from Minnesota in Dispersal Draft, May 30, 1991. Became free agent, July 1, 1996.							
Jones, Martin	2015-16	31	65	3786	143	37-23-4	6	2.27
	Acquired from Boston in exchange for a first round selection (29th overall) in the 2016 NHL Draft and Sean Kuraly, June 30, 2015.							
Kiprusoff, Miikka	2000-04	37/34	47	2390	113	14-21-3	3	2.84
	Selected in the fifth round (116th overall) of the 1995 NHL Entry Draft. Traded to Calgary in exchange for a second round selection (35th overall, Marc-Edouard Vlasic) in 2005 NHL Entry Draft, Nov. 16, 2003.							
Muzzatti, Jason	1997-98	30	1	27	2	0-0-0	0	4.44
	Acquired from N.Y. Rangers in exchange for Richard Brennan, March 24, 1998. Became free agent, July 1, 1998.							
Myllys, Jarmo	1991-92	35	27	1374	115	3-18-1	0	5.02
	Acquired from Minnesota in Dispersal Draft, May 30, 1991. Traded to Toronto in exchange for future considerations, June 15, 1992.							
Nabokov, Evgeni	2000-10	20/35	563	32492	1294	293-178-66	50	2.39
	Selected in the ninth round (215th overall) of the 1994 NHL Entry Draft. Became free agent, July 1, 2010. Acquired from Tampa Bay in exchange for future considerations, Feb. 9, 2015. Retired Feb. 11, 2015.							
Niemi, Antti	2010-15	31	296	17369	696	163-92-35	25	2.40
	Signed as free agent, Sept. 2, 2010. Traded to Dallas in exchange for a seventh-round selection (193rd overall, Jake Kupsy) in the 2015 NHL Draft, June 27, 2015.							
Niittymäki, Antero	2010-11	30	24	1414	64	12-7-3	0	2.72
	Signed as free agent, July 1, 2010. Became free agent, July 1, 2012.							
Patzold, Dimitri	2007-08	30	3	44	4	0-0-0	0	5.45
	Selected in the fourth round (107th overall) of the 2001 NHL Entry Draft. Became free agent, July 1, 2008.							
Reimer, James	2016	34	8	481	13	6-2-0	3	1.62
	Acquired from Toronto, along with Jeremy Morin, in exchange for Ben Smith, Alex Stalock and a third round selection in the 2018 NHL Draft, Feb. 27, 2016. Became free agent, July 1, 2016.							
Sarjeant, Geoff	1995-96	29	4	171	14	0-2-1	0	4.91
	Signed as free agent, Sept. 7, 1995. Became free agent, July 1, 1996.							
Schaefer, Nolan	2005-06	31	7	352	11	5-1-0	1	1.88
	Selected in the fifth round (166th overall) of the 2000 NHL Entry Draft. Traded to Pittsburgh in exchange for a seventh round selection (201st overall, Justin Braun) in the 2007 NHL Entry Draft, Feb. 27, 2007.							



SHARKS ALL-TIME GOALTENDER ROSTER



Chris Tetteri

	YEARS	NO	GP	MINS	GA	W-L-O/T	SO	GAA
Shields, Steve	1998-01	31	125	7094	289	48-49-21	10	2.44
Acquired from Buffalo, along with a fourth round selection (104th overall, Miroslav Zalesak) in the 1998 NHL Entry Draft in exchange for Kay Whitmore, a second round selection (50th overall, previously acquired from Colorado, Nov. 20, 1997) and a fifth round selection (150th overall) in the 2000 NHL Entry Draft, June 18, 1998. Traded to Anaheim, along with Jeff Friesen and a second round (36th overall) selection in the 2003 NHL Entry Draft in exchange for Teemu Selanne, March 5, 2001.								
Stalock, Alex	2010-15	32	49	2561	95	21-14-5	4	2.23
Selected in the fourth round (112th overall) of the 2005 NHL Entry Draft. Traded with Ben Smith and a third round selection in the 2018 NHL Draft, to Toronto in exchange for James Reimer and Jeremy Morin, Feb. 27, 2016.								
Tetteri, Chris	1995-97	30	68	3716	210	19-39-4	0	3.39
Acquired from New Jersey in exchange for second round selection (28th overall) in the 1996 NHL Entry Draft, Nov. 15, 1995. Traded with Ulf Dahlen and Michal Sykora to Chicago in exchange for Ed Belfour, Jan. 25, 1997.								
Toskala, Vesa	2001-07	35/29	115	6269	245	65-28-10	8	2.34
Selected in the fourth round (90th overall) of the 1995 NHL Entry Draft. Traded to Toronto, along with Mark Bell, in exchange for a first round selection (13th overall, traded to St. Louis on June 22, 2007) in the 2007 NHL Entry Draft, a second round selection (44th overall, traded to St. Louis on June 22, 2007) and a fourth round selection (98th overall, later traded to Nashville on June 21, 2008) in the 2009 NHL Entry Draft, June 22, 2007.								
Vernon, Mike	1997-99	29	111	6395	253	46-44-18	9	2.30
Acquired from Detroit in exchange for a second round selection (41st overall) in the 1998 NHL Entry Draft and a second round selection (47th overall) in the 1999 NHL Entry Draft, Aug. 18, 1997. Traded to Florida along with a third round selection (82nd overall) in the 2000 NHL Entry Draft in exchange for Radek Dvorak. Dvorak immediately traded to N.Y. Rangers in exchange for Todd Harvey and a fourth round selection (107th overall, Dimitri Patzold) in the 2001 NHL Entry Draft, Dec. 30, 1999.								
Waite, Jimmy	1993-95	29	15	697	50	3-7-0	0	4.30
Acquired from Chicago in exchange for future considerations (Neil Wilkinson on July 9, 1993), June 18, 1993. Traded to Chicago in exchange for fourth round selection (93rd overall) in the 1997 NHL Entry Draft on Feb. 6, 1995. 93rd overall selection in 1997 was later traded to N.Y. Rangers, along with a 1997 sixth round selection (136th overall) in exchange for a fourth round selection (82nd overall, Adam Colagiacomo), June 21, 1997.								



SHARKS BY THE NUMBERS

The following lists the numbers worn by those who've played at least one regular season for the San Jose Sharks. Additional numbers worn by a player are in parenthesis. Players on the current Sharks roster are in **bold**.

NO	PLAYER	YEAR(S)
1	Brian Hayward	1991-93
	Thomas Greiss	2007-13
2	Rob Zetter	1991-94
	Jim Kyte	1994-96
	Bill Houlder	1997-99
	Bobby Dollas	2000-01
	Mike Rathje (40)	2001-04
3	Jim Vandermeer	2011-12
	David Williams (41)	1991-93
	Ilya Byakin	1994-95
	Doug Bodger (5)	1995-97
	Bob Rouse	1998-00
	Steve Bancroft	2001-02
	Daniel McGillis	2002-03
	Douglas Murray (41)	2006-13
	Karl Stollery	2015
4	Andrei Zyuzin (20)	1998-99
	Greg Hawgood	1996-97
	Jay More	1991-96
	John Jakopin	2002-03
	Kyle McLaren	2002-08
	Rob Blake	2008-10
	Brenden Dillon	2014-current
	Neil Wilkinson	1991-93
	Mike Lalor	1993-94
	Jason Widmer	1996-97
5	Doug Bodger (3)	1997-98
	Ken Sutton	1997-98
	Jeff Norton (8)	1998-01
	Jeff Jillson	2001-03
	Rob Davison (38)	2003-08
	Colin White	2011-12
	Jason Demers (60)	2012-14
	Ken Hammond	1991-92
	Sandis Ozolinsh (24)	1992-96
	Scott Hannan (22, 27, 43)	1998-99
6	Jason Marshall	2003-04
	Josh Gorges	2005-07
	Wayne Presley	1991-92
	Mikhail Kravets	1992-93
	Igor Larionov	1993-95
	Ville Peltonen	1996-97
	Richard Brennan	1997-98
	Shawn Burr (28)	1998-99
	Brad Stuart (12)	1999-05, 2012-14
	Mark Bell	2006-07
7	Niclas Wallin	2009-11
	Paul Martin	2015-current
	Dean Evason (12)	1991-92
	Larry DePalma	1992-93
	Jeff Norton (5)	1993-95



Andrei Zyuzin

8	Kevin Miller (12)	1995-96
	Darren Turcotte (9, 47)	1996-97
	Jarrold Skalde	1997-99
	Teemu Selanne	2001-03
	Joe Pavelski (53)	2006-current
	Brian Lawton	1991-93
	Jon Morris	1992-93
	Gary Emmons	1993-94
	Darren Turcotte (8, 47)	1995-96
	Bernie Nicholls	1996-99
9	Todd Harvey (13)	1999-01
	Adam Graves	2001-03
	Viacheslav Butsayev	2001-04
	Milan Michalek	2003-09
	Ian White	2011
	Martin Havlat	2011-14
	Dainius Zubrus	2015-16
	Tony Hrkac	1991-92
	Johan Garpenlov	1991-95
	Marcus Ragnarsson (33)	1996-03
10	Alyn McCauley	2003-06
	Christian Ehrhoff (44)	2006-09
	Jamal Mayers	2010-11
	Brad Winchester	2011-12
	Andrew Desjardins (69)	2012-15
	Kelly Kisio	1991-93
	Yvon Corriveau	1992-93
	Gaetan Duchesne	1993-95
	Owen Nolan	1995-03
	Marcel Goc (57)	2005-09
11	Bryan Lerg (42)	2015



SHARKS BY THE NUMBERS

12	Dean Evason (8)	1992-93
	Bob Errey (14, 22)	1993-95
	Kevin Miller (8)	1994-95
	Ron Sutter	1996-00
	Bill Lindsay	2000-01
	Brad Stuart (7)	2000-01
	Patrick Marleau (14)	2001-current
13	Rick Lessard	1991-92
	Jamie Baker	1993-96/1998-99
	Todd Harvey (9)	2001-04
	Bill Guerin	2006-07
	Raffi Torres	2013-2016
14	Steve Bozek	1991-92
	Ray Whitney (43)	1992-97
	Bob Errey (12, 22)	1996-97
	Patrick Marleau (12)	1997-01
	Jonathan Cheechoo	2002-09
15	David Bruce	1991-92
	Craig Janney	1994-95
	Alexei Yegorov (48)	1996-97
	Dave Lowry (26)	1997-00
	John MacLean	1997-98
	Alexander Korolyuk (27, 48, 94)	1998-02
	Wayne Primeau	2003-06
	Ville Nieminen	2006-07
	Dany Heatley	2009-11
	James Sheppard	2013-15
16	Mark Pavelich	1991-92
	Perry Berezan	1991-92
	Dody Wood (45)	1994-98
	Alex Hicks	1998-99
	Mark Smith	2000-07
	Devin Setoguchi	2007-11
	Nick Spaling	2016
17	Pat Falloon	1991-92
	Stephen Guolla (36)	1996-98
	Joe Murphy	1997-99
	Scott Thornton	2000-06
	Torrey Mitchell	2007-12
	John McCarthy	2015-current
18	Dave Snuggerud	1991-92
	Mark Pederson	1992-93
	Mike Lalor	1993-94
	Chris Tancill	1994-97
	Mike Ricci	1997-04
	Matthew Carle (25)	2006-08
	Dominic Moore	2012
	Mike Brown	2013-16
19	Brian Mullen	1991-92
	Doug Zmolek	1992-94
	Jeff Friesen (39)	1995-96
	Tim Hunter	1996-97
	Marco Sturm	1997-05
	Joe Thornton	2005-current



Dave Lowry

20	Ed Belfour (30)	1997
	John Carter	1991-92
	Kip Miller	1993-94
	Andrei Zyuzin (4)	1997-98
	Gary Suter	1998-02
	Evgeni Nabokov (35)	2002-10
	Kyle Wellwood	2011
	John Scott	2014-15
21	Craig Coxie	1991-92
	Peter Ahola	1992-93
	Yvon Corriveau	1992-93
	Dave Brown	1995-96
	Tony Granato	1996-01
	Jim Fahey	2002-06
	Alexei Semenov	2007-09
	Scott Nichol	2009-11
	TJ Galiardi (37)	2013
	Ben Smith	2015-16
22	Mike McHugh	1991-92
	Paul Fenton	1991-92
	Lyndon Byers	1992-93
	Ulf Dahlen	1993-97
	Bob Errey (12, 14)	1996-97
	Murray Craven (32)	1997-98
	Ronnie Stern	1998-00
	Scott Hannan (6, 27, 43)	2000-07
	Dan Boyle	2008-14



SHARKS BY THE NUMBERS


23	Link Gaetz	1991-92	29	Dean Kolstad	1992-93
	Andrei Nazarov (62)	1993-96		Jimmy Waite	1993-94
	Todd Gill	1996-98		Geoff Sarjeant	1995-96
	Shawn Heins	1998-03		Mike Vernon	1997-00
	Nicholas Dimitrakos	2002-06		Paul Kruse	2000-01
	Scott Gomez	2013		Vesa Toskala (35)	2002-03
24	Doug Wilson	1991-92		Ryane Clowe	2005-13
	Sergei Makarov	1993-95	30	Ed Belfour (20)	1997
	Barry Potomski	1997-98		Jeff Hackett	1991-92
	Niklas Sundstrom	1999-03		Chris Terreri	1996-97
	Brad Boyes	2003-04		Jason Muzzatti	1997-98
	Josh Langfeld	2005-06		Sean Gauthier	1998-99
	Sandis Ozolinsh (6)	2007-08		Dimitri Patzold	2007-08
	Travis Moen	2009		Antero Niitymaki	2010-12
25	Bob McGill	1991-92	31	Wade Flaherty	1991-92
	Dave Maley	1992-94		Steve Shields	1998-01
	Viktor Kozlov (47)	1995-98		Nolan Schaefer	2005-06
	Mike Craig (26)	1998-99		Antti Niemi	2010-15
	Vincent Damphousse	1999-04		Martin Jones	2015-current
	Matthew Carle (18)	2005-06	32	Arturs Irbe	1991-92
	Mike Grier	2006-09		Kelly Hrudey	1996-98
	Tye McGinn	2014-15		Murray Craven (22)	1998-00
26	Peter Lappin	1991-92		Stephane Matteau (37)	2000-02
	Petri Skriko	1992-93		Miroslav Zalesak (46)	2003-04
	Robin Bawa	1992-93		Claude Lemieux	2008-09
	Vlastimil Kroupa (44)	1993-95		Alex Stalock	2011-16
	Ray Sheppard	1995-96	33	Dale Craigwell	1991-92
	Chris Lipuma	1996-97		Marcus Ragnarsson (10)	1995-96
	Dave Lowry (15)	1997-00		Marty McSorley	1996-98
	Jim Montgomery	2000-01		Brantt Myhres	1998-00
	Mike Craig (25)	2001-02		Brian Boucher	2007-09
	Lynn Loyns	2002-04	34	Mike Colman	1991-92
	Steve Bernier (46)	2005-08		Yves Racine (47)	1995-96
	Michal Handzus	2011-13		Niklas Andersson	1997-98
27	Perry Anderson	1991-92		Miikka Kiprusoff (37)	2000-01
	Hubie McDonough	1992-93		Patrick Rissmiller	2003-08
	Dave Capuano	1993-94		Daniel Winnik	2012
	Todd Elik	1993-95		Troy Grosenick	2014-15
	Bryan Marchment	1997-03		James Reimer	2016
	Alexander Korolyuk (15, 48, 94)	1997-98	35	Jarmo Myllys	1991-92
	Scott Parker	2003-07		Evgeni Nabokov (20)	1999-02
	Jeremy Roenick	2007-09		Vesa Toskala (29)	2001/2003-07
	Manny Malhotra	2009-10	36	Jeff Odgers	1991-92
	Scott Hannan (6, 22, 43)	2013-15		Todd Ewen	1996-97
	Joonas Donskoi	2015-current		Stephen Guolla (17)	1998-99
28	J.F. Quintin	1991-92		Dwight Helminen	2009-10
	Sergei Bautin	1995-96	37	Don Barber	1991-92
	Iain Fraser	1996-97		Rob Gaudreau	1992-93
	Shawn Burr (7)	1997-98		Ville Peltonen	1995-96
	Mikael Samuelsson	2000-01		Stephane Matteau (32)	1997-00
	Matt Bradley (44)	2001-03		Miikka Kiprusoff (34)	2001-03
	Nils Ekman	2003-06		Curtis Brown	2004/2006-08
	Jay Leach	2009-10		Grant Stevenson (55)	2005-06
	Andrew Murray	2011-12		Brad Lukowich	2008-09



SHARKS BY THE NUMBERS

THE RECORD BOOK

	TJ Galiardi (21)	2012		Roman Polak	2016
	Adam Burish	2012-2015	47	Mike Sullivan	1991-94
38	Pat MacLeod	1991-92		Viktor Kozlov (25)	1994-95
	Michal Sykora	1993-97		Darren Turcotte (8, 9)	1995-96
	Rob Davison (5)	2002-03		Yves Racine (34)	1995-96
	Bracken Kearns	2013-14		Tom Cavanagh	2007-09
	Micheal Haley	2014-current		Joe Callahan	2009-10
39	Ed Courtenay	1991-92	48	Alexei Yegorov	1995-96
	Jeff Friesen (19)	1994-01		Alexander Korolyuk (15, 27, 94)	1997
	Tomas Plihal	2006-09		Steven Zalewski	2009-10
	Logan Couture	2009-current		Tomas Hertl	2013-current
40	Mikhail Kravets	1991-92	49	Chad Wiseman	2002-03
	Mark Beaufait	1992-93		Mathieu Darche	2006-07
	Mike Rathje (2)	1993-01	50	Jaroslav Otevrel (42)	1993-94
	Riley Armstrong	2008-09		Hannes Hyvonen	2001-02
	Kent Huskins	2009-11		Chris Tierney	2014-current
	Ryan Carpenter	2015-current	51	Brian Campbell	2008
41	David Williams (3)	1991-93	52	Craig Rivet	2006-08
	Tom Pederson	1992-96		Matt Irwin	2013-15
	Ryan Kraft	2002-03	53	Jesse Fibiger	2002-03
	Douglas Murray (3)	2005-06		Joe Pavelski (8)	2006
	Jed Ortmeyer	2009-10		Ryan Vesce	2008-10
	Mirco Mueller	2014-current	54	Nick Petrecki	2013-14
42	Dave Maley	1992-93	55	Grant Stevenson (37)	2005-06
	Jaroslav Otevrel (50)	1992-93		Mike Moore	2010-11
	Shean Donovan	1994-97		Ben Eager	2011
	Andy Sutton	1998-00	57	Marcel Goc (11)	2004
	Tom Preissing	2003-06		Tommy Wingels	2010-current
	Matt Pelech	2013-14	59	Brad Staubitz	2008-10
	Bryan Lerg	2015	60	Jason Demers (5)	2009-12
	Joel Ward	2015-current	61	Justin Braun	2010-current
43	Ray Whitney (14)	1991-92	62	Andrei Nazarov (23)	1996-98
	Jeff McLean	1993-94	64	Jamie McGinn	2008-12
	Jan Caloun (91)	1995-96	65	Derek Joslin	2008-11
	Al Iafate	1996-98	68	Frazer McLaren	2009-13
	Scott Hannan (6, 22, 27)	1999-00		Melker Karlsson	2014-current
	Matt Carkner	2005-06	69	Andrew Desjardins (10)	2010-12
	Lukas Kaspar	2007-09	71	Daniil Tarasov	2015-current
	John McCarthy	2010-14	72	Brandon Mashinter	2010-13
	Taylor Fedun	2015	74	Dylan DeMelo	2015-current
44	Kevin Evans	1991-92	75	Freddie Hamilton	2013-15
	Michel Picard	1992-93	76	Eriah Hayes	2014-15
	Shawn Cronin	1993-95	78	Benn Ferriero	2009-12
	Vlastimil Kroupa (26)	1995-97	80	Matt Tennyson	2013-16
	Matt Bradley (28)	2000-01	81	Tyler Kennedy	2013-15
	Christian Ehrhoff (10)	2003-06	82	Nikolay Goldobin	2015-current
	Marc-Edouard Vlasic	2006-current	83	Matt Nieto	2013-current
45	Neil Wilkinson	1991	88	Brent Burns	2011-current
	Claudio Scremin	1991-92	89	Barclay Goodrow	2014-16
	Dody Wood (16)	1992-93	91	Jan Caloun (43)	1996-97
	Jody Shelley	2007-10	94	Alexander Korolyuk (15, 27, 48)	2003-04
46	Steve Bernier (26)	2005			
	Miroslav Zalesak (32)	2002-03			
	Mike Iggy	2007-08			
	Tim Kennedy	2013			



Jonathan Cheechoo

ALL-TIME SHARKS SCORING

Current Sharks players are in **BOLD**.

RNK	POS	NO	PLAYER	GP	G	A	PTS	+/-	PIM	PP	SH	GW	S	PCTG
1	L/C	12,14	Patrick Marleau	1411	481	555	1036	-12	431	153	17	92	3608.0	13.33
2	C	19	Joe Thornton	835	208	679	887	174	488	73	3	34	1570.0	13.25
3	C	8, 53	Joe Pavelski	725	266	297	563	101	274	95	8	46	2203.0	12.07
4	R	11	Owen Nolan	568	206	245	451	-34	934	75	14	25	1668.0	12.35
5	C/L	39,19	Jeff Friesen	512	149	201	350	-19	316	43	13	25	1121.0	13.29
6	C	39	Logan Couture	431	154	170	324	48	119	44	6	33	1324.0	11.63
7	R	14	Jonathan Cheechoo	440	165	126	291	42	304	62	3	36	1208.0	13.66
8	C	25	Vincent Deshousse	385	92	197	289	14	316	39	3	19	852.0	10.80
9	C/L	19	Marco Sturm	553	128	145	273	42	242	32	14	27	1119.0	11.44
10	L	29	Ryane Clowe	423	101	170	271	13	567	28	0	10	909.0	11.11
11	D	22	Dan Boyle	431	68	201	269	19	305	32	0	12	1095.0	6.21
12	C	18	Mike Ricci	529	101	162	263	19	355	38	6	15	723.0	13.97
13	R/D	88	Brent Burns	344	86	154	240	20	206	23	1	11	1125.0	7.64
14	D	44	Marc-Edouard Vlasic	737	47	179	226	125	313	9	1	7	962.0	4.89
15	R	9	Milan Michalek	317	91	123	214	49	184	26	1	25	763.0	11.93
16	D	7, 12	Brad Stuart	486	39	131	170	35	281	16	1	11	684.0	5.70
17	R	17	Pat Falloon	258	76	86	162	-65	75	16	1	6	614.0	12.38
18	R	16	Devin Setoguchi	267	84	75	159	20	89	26	0	14	715.0	11.75
19	D	2,40	Mike Rathje	671	27	128	155	11	439	11	1	2	687.0	3.93
20	D	10,33	Marcus Ragnarsson	519	28	125	153	-25	392	12	0	5	558.0	5.02
21	L	17	Scott Thornton	342	77	70	147	-6	439	16	0	10	616.0	12.50
22	L	15	Dany Heatley	162	65	81	146	22	110	29	2	14	497.0	13.08
23	D	27,22,6,43	Scott Hannan	626	30	116	146	43	412	3	1	4	706.0	4.25
24	R/L	94,27,41,15	Alexander Korolyuk	296	62	80	142	26	140	13	0	5	540.0	11.48
25	R	24	Niklas Sundstrom	281	33	104	137	22	122	6	3	2	300.0	11.00
26	L	10	Johan Garpenlov	184	46	86	132	-22	90	22	0	5	333.0	13.81
27	D	24,6	Sandis Ozolinsh	212	46	86	132	-8	122	12	1	5	383.0	12.01
28	D	44, 10	Christian Ehrhoff	341	25	107	132	19	244	14	0	8	608.0	4.11
29	R	8	Teemu Selanne	176	64	67	131	-16	70	18	1	15	486.0	13.17
30	L/C	43,14	Ray Whitney	200	48	73	121	-49	52	10	2	3	307.0	15.64
31	L	32,37	Stephane Matteau	345	55	64	119	12	241	3	1	8	348.0	15.80
32	C	11	Kelly Kisio	126	37	78	115	-22	144	11	5	4	220.0	16.82



ALL-TIME SHARKS SCORING

RNK	POS	NO	PLAYER	GP	G	A	PTS	+/-	PIM	PP	SH	GW	S	PCTG
33	C	57	Tommy Wingels	300	46	68	114	-17	182	5	4	8	573.0	8.03
34	L	28	Nils Ekman	159	43	69	112	50	88	6	4	7	323.0	13.31
35	C	48	Tomas Hertl	200	49	53	102	22	46	9	0	10	445.0	11.01
36	D	20	Gary Suter	227	22	79	101	28	193	9	1	2	507.0	4.34
37	R	21	Tony Granato	278	57	42	99	1	387	10	2	8	567.0	10.05
38	D	60, 5	Jason Demers	300	16	82	98	20	119	6	0	2	382.0	4.19
39	R	22	Ulf Dahlen	161	41	52	93	-34	46	15	1	9	309.0	13.27
40	D	5, 8	Jeff Norton	225	12	81	93	21	174	3	0	1	231.0	5.19
41	R	24	Sergei Makarov	123	40	52	92	7	118	11	0	6	211.0	18.96
42	D	61	Justin Braun	367	13	79	92	30	135	4	0	1	534.0	2.43
43	C	27	Todd Elik	97	32	51	83	0	107	13	0	4	230.0	13.91
44	C	10	Alyn McCauley	174	35	48	83	18	62	12	2	7	280.0	12.50
45	R/C	13, 9	Todd Harvey	301	34	49	83	28	335	3	0	3	306.0	11.11
46	D	4	Kyle McLaren	302	12	71	83	19	301	1	1	1	259.0	4.63
47	C	7	Igor Larionov	97	23	59	82	11	54	4	2	3	146.0	15.75
48	C	15	Craig Janney	98	18	64	82	-39	36	7	0	2	109.0	16.51
49	R	36	Jeff Odgers	334	48	34	82	-72	1001	13	0	2	368.0	13.04
50	R	26, 46	Steve Bernier	160	42	39	81	7	126	12	1	5	275.0	15.27
51	R	37	Rob Gaudreau	143	38	40	78	-28	46	11	2	5	342.0	11.11
52	R	25	Mike Grier	221	35	43	78	-5	92	3	7	7	365.0	9.59
53	C	9	Bernie Nicholls	135	18	57	75	-29	93	5	1	0	229.0	7.86
54	D	4	Rob Blake	143	17	58	75	29	170	10	0	2	380.0	4.47
55	C	17	Torrey Mitchell	280	30	43	73	7	152	1	2	1	385.0	7.79
56	C/L	25, 47	Viktor Kozlov	174	29	40	69	-38	50	7	0	4	365.0	7.95
57	LW	83	Matt Nieto	205	28	40	68	-24	46	2	2	4	349.0	8.02
58	D	41	Tom Pederson	225	19	47	66	-36	133	6	0	4	405.0	4.69
59	C	16	Mark Smith	323	22	44	66	-4	398	4	1	2	316.0	6.96
60	D	27	Bryan Marchment	334	13	53	66	33	706	0	1	3	320.0	4.06
61	D	2	Bill Houlder	158	16	48	64	21	88	11	0	7	217.0	7.37
62	D	25, 18	Matthew Carle	151	16	47	63	-1	70	12	0	3	185.0	8.65
63	D	42	Tom Preissing	143	13	49	62	25	38	4	0	3	220.0	5.91
64	C	13	Jamie Baker	186	35	27	62	-23	139	2	7	2	246.0	14.23
65	D	41, 3	Douglas Murray	451	6	53	59	32	361	1	0	1	414.0	1.45
66	R	17	Joe Murphy	86	30	27	57	11	87	9	0	2	205.0	14.63
67	C	8, 12	Dean Evason	158	23	34	57	-57	231	4	0	2	195.0	11.79
68	L/R	8, 12	Kevin Miller	89	28	27	55	-8	54	3	3	4	187.0	14.97
69	C	11	Marcel Goc	265	20	34	54	-30	76	2	1	3	383.0	5.22
70	R	23	Nicholas Dimitrakos	134	19	34	53	-1	83	5	0	4	216.0	8.80
71	L	23, 62	Andrei Nazarov	169	23	28	51	-24	490	3	0	2	221.0	10.41
72	D	52	Matt Irwin	153	16	34	50	7	63	6	0	1	319.0	5.02
73	D	4	Jay More	287	12	38	50	-97	545	1	1	1	297.0	4.04
74	R	9	Adam Graves	163	26	23	49	-3	83	2	3	1	257.0	10.12
75	D	3, 5	Doug Bodger	166	9	40	49	-32	146	3	0	2	231.0	3.90
76	L	64	Jamie McGinn	204	27	22	49	-14	99	4	0	3	270.0	10.00
77	C	8, 9, 47	Darren Turcotte	74	22	26	48	0	20	3	2	6	159.0	13.84
78	D	24	Doug Wilson	86	12	36	48	-66	66	5	0	0	233.0	5.15
79	C	6, 9, 10	Andrew Desjardins	272	15	33	48	-13	248	0	0	5	281.0	5.34
80	C	9	Brian Lawton	80	17	30	47	-34	54	7	0	1	160.0	10.63
81	R	26	Ray Sheppard	51	27	19	46	-19	10	12	0	4	170.0	15.88
82	L	19	Brian Mullen	72	18	28	46	-14	66	5	3	1	168.0	10.71
83	C	27	Jeremy Roenick	111	18	28	46	-9	50	8	0	10	139.0	12.95
84	R	9	Martin Havlat	79	15	30	45	17	52	5	0	2	185.0	8.11
85	C/L	22, 32	Murray Craven	129	16	29	45	-1	47	2	4	4	180.0	8.89
86	C	34	Patrick Rissmiller	180	18	27	45	-6	60	2	0	3	247.0	7.29
87	L/R	15	David Bruce	79	24	19	43	-36	79	12	1	1	178.0	13.48
88	R	42	Joel Ward	79	21	22	43	-15	28	5	1	3	138.0	15.22
89	D	52	Craig Rivet	91	6	37	43	11	116	2	0	0	136.0	4.41
90	L	12, 22	Bob Errey	107	17	26	43	-9	173	5	0	2	146.0	11.64
91	R	68	Melker Karlsson	118	23	20	43	2	36	1	0	3	196.0	11.73
92	D	23	Todd Gill	143	8	34	42	-33	132	4	0	1	201.0	3.98



2016-17 SAN JOSE SHARKS MEDIA GUIDE

ALL-TIME SHARKS SCORING

RNK	POS	NO	PLAYER	GP	G	A	PTS	+/-	PIM	PP	SH	GW	S	PCTG
93	R	42	Shean Donovan	181	25	17	42	-38	109	0	2	2	225.0	11.11
94	L/R	18	Chris Tancill	96	14	27	41	-16	38	1	2	0	152.0	9.21
95	C	50	Chris Tierney	122	13	28	41	-13	26	2	1	3	144.0	9.03
96	C	12	Ron Sutter	272	15	26	41	-21	161	1	3	4	270.0	5.56
97	D	3,41	David Williams	96	4	36	40	-40	89	3	0	1	151.0	2.65
98	F	15	James Sheppard	156	10	30	40	-9	75	0	0	1	192.0	5.21
99	C	15	Wayne Primeau	100	15	24	39	0	107	1	2	2	190.0	7.89
100	L	11	Gaetan Duchesne	117	14	25	39	2	44	0	1	3	169.0	8.28
101	C	32,47	Mike Sullivan	171	16	21	37	-63	49	1	4	2	188.0	8.51
102	R	27	Joonas Donskoi	76	11	25	36	4	20	3	0	1	107.0	10.28
103	D	38	Michal Sykora	152	7	29	36	-12	137	2	0	0	147.0	4.76
104	C	27	Manny Malhotra	71	14	19	33	17	41	2	0	4	111.0	12.61
105	C	37	Curtis Brown	123	15	18	33	3	72	0	2	3	143.0	10.49
106	R	15	John MacLean	51	13	19	32	0	28	5	0	2	139.0	9.35
107	D	40	Kent Huskins	132	5	27	32	14	59	0	0	0	85.0	5.88
108	C	33	Dale Craigwell	98	11	18	29	-20	28	4	1	2	80.0	13.75
109	R	28,44	Matt Bradley	121	12	17	29	21	99	0	0	2	100.0	12.00
110	D	33	Marty McSorley	113	6	22	28	4	326	0	1	1	120.0	5.00
111	L	15,26	Dave Lowry	143	11	17	28	-4	93	2	0	1	130.0	8.46
112	C/L	17	Stephen Guolla	64	16	11	27	-9	20	2	0	2	112.0	14.29
113	D	5	Neil Wilkinson	119	5	22	27	-61	203	1	1	0	146.0	3.42
114	RW	81	Tyler Kennedy	92	8	18	26	-9	42	0	0	3	191.0	4.19
115	C	16	Perry Berezan	94	15	11	26	-44	58	5	2	2	149.0	10.07
116	C	26	Michal Handzus	95	8	18	26	-15	30	2	0	0	112.0	7.14
117	C	21	Scott Nichol	135	8	18	26	-3	122	0	1	0	154.0	5.19
118	R	22	Ronnie Stern	145	11	14	25	-12	309	1	0	2	157.0	7.01
119	D	43	Al Iafrate	59	8	16	24	-11	119	5	0	0	128.0	6.25
120	D	5	Jeff Jillson	74	5	19	24	-5	38	3	0	2	69.0	7.25
121	D	21	Jim Fahey	79	1	23	24	-16	65	0	0	0	107.0	0.93
122	C	37,55	Grant Stevenson	47	10	12	22	-7	14	5	0	2	67.0	14.93
123	R	7	Wayne Presley	47	8	14	22	-29	76	3	0	0	114.0	7.02
124	RW	78	Benn Ferriero	92	14	8	22	12	25	1	0	5	166.0	8.43
125	D	26,44	Vlastimil Kroupa	103	4	18	22	-47	66	2	0	1	55.0	7.27
126	L	7	Mark Bell	71	11	10	21	-9	83	3	0	2	116.0	9.48
127	R	39	Ed Courtenay	44	7	13	20	-21	10	2	0	1	63.0	11.11
128	D	7	Paul Martin	78	3	17	20	13	22	1	0	0	49.0	6.12
129	D	4	Brenden Dillon	136	4	16	20	-3	115	0	1	2	168.0	2.38
130	D	51	Brian Campbell	20	3	16	19	9	8	2	0	0	40.0	7.50
131	RW	41	Jed Ortmeyer	76	8	11	19	4	37	0	0	1	131.0	6.11
132	D	19	Doug Zmolek	152	5	14	19	-59	351	2	0	0	123.0	4.07
133	D	2	Rob Zettler	196	1	18	19	-80	314	0	0	0	160.0	0.63
134	L	7,37	Ville Peltonen	59	4	14	18	-15	14	1	0	0	93.0	4.30
135	D	4	Greg Hawgood	63	6	12	18	-22	69	3	0	0	83.0	7.23
136	C/L	45,16	Dody Wood	106	8	10	18	-11	471	0	1	0	95.0	8.42
137	D	47,34	Yves Racine	32	1	16	17	-3	28	0	0	0	35.0	2.86
138	D	38	Pat MacLeod	50	5	12	17	-51	14	3	0	0	97.0	5.15
139	D	20, 4	Andrei Zyuzin	81	9	8	17	13	104	4	0	2	116.0	7.76
140	D	3	Daniel McGillis	37	3	13	16	-6	30	2	0	0	71.0	4.23
141	L/C	14	Steve Bozek	58	8	8	16	-30	27	2	0	0	105.0	7.62
142	L	20	John Carter	59	7	9	16	-27	81	0	1	0	115.0	6.09
143	L	39	Tomas Pihl	89	7	9	16	0	26	0	1	1	123.0	5.69
144	C	23	Scott Gomez	39	2	13	15	-10	22	0	0	0	58.0	3.45
145	D	6	Ken Hammond	46	5	10	15	-17	82	2	0	0	93.0	5.38
146	R	37, 21	TJ Galiardi	50	6	9	15	-1	20	1	0	0	80.0	7.50
147	L	22	Paul Fenton	60	11	4	15	-39	33	3	2	1	96.0	11.46
148	C	89	Barclay Goodrow	74	4	11	15	0	51	0	0	2	75.0	5.33
149	D	2	Jim Kyte	75	3	12	15	-19	179	0	0	1	46.0	6.52
150	D	80	Matt Tennyson	60	3	11	14	3	18	2	0	0	68.0	4.41
151	R	10	Jamal Mayers	78	3	11	14	3	124	0	0	0	62.0	4.84




Jody Shelley

ALL-TIME SHARKS SCORING

RNK	POS	NO	PLAYER	GP	G	A	PTS	+/-	PIM	PP	SH	GW	S	PCTG
152	L	45	Jody Shelley	137	3	11	14	-7	285	0	0	1	95.0	3.16
153	D	5, 38	Rob Davison	176	2	12	14	2	238	0	0	0	108.0	1.85
154	C	20	Kyle Wellwood	35	5	8	13	10	0	0	0	0	50.0	10.00
155	L	28,7	Shawn Burr	60	6	7	13	-1	79	0	0	0	85.0	7.06
156	C	10	Tony Hrkac	22	2	10	12	-2	4	0	0	0	31.0	6.45
157	C	8	Jarrold Skalde	39	5	7	12	-8	18	0	0	0	47.0	10.64
158	L	27	Perry Anderson	48	4	8	12	-17	143	0	0	0	57.0	7.02
159	D	23	Link Gaetz	48	6	6	12	-27	326	3	0	0	73.0	8.22
160	D	21	Alexei Semenov	69	2	10	12	-5	93	1	0	0	51.0	3.92
161	D	3	Bob Rouse	96	0	12	12	-3	63	0	0	0	95.0	0.00
162	R	91,43	Jan Caloun	13	8	3	11	2	0	2	0	0	23.0	34.78
163	L	13	Raffi Torres	16	5	6	11	5	11	1	0	0	29.0	17.24
164	R	24	Josh Langfeld	39	2	9	11	4	16	0	1	0	53.0	3.77
165	L	11,21	Yvon Corriveau	20	3	7	10	-7	0	1	0	0	32.0	9.38
166	L	28	J.F. Quintin	22	5	5	10	-2	4	0	0	0	24.0	20.83
167	D	9	Ian White	23	2	8	10	9	8	0	0	0	51.0	3.92
168	L	18	Mark Pederson	27	7	3	10	-20	22	1	0	0	42.0	16.67
169	L	18	Dave Snuggerud	36	4	6	10	-15	18	0	1	1	70.0	5.71
170	L	10	Brad Winchester	67	6	4	10	-5	88	0	0	0	72.0	8.33
171	D	23	Shawn Heins	81	3	7	10	0	105	2	0	0	80.0	3.75
172	D	6	Josh Gorges	96	1	9	10	2	57	0	0	0	62.0	1.61
173	D	7	Niclas Wallin	97	3	7	10	0	69	0	0	0	108.0	2.78
174	G	20, 35	Evgeni Nabokov	563	1	9	10	0	100	1	0	0	2.0	50.00
175	R	13	Bill Guerin	16	8	1	9	2	14	2	0	1	36.0	22.22
176	L	15	Ville Nieminen	52	4	5	9	-10	24	0	1	0	71.0	5.63
177	R	59	Brad Staubitz	82	4	5	9	0	186	0	0	2	46.0	8.70
178	L	8	Larry DePalma	20	2	6	8	-14	41	1	0	0	29.0	6.90
179	C	27	Hubie McDonough	30	6	2	8	-21	6	2	0	0	41.0	14.63
180	D	37	Brad Lukowich	58	0	8	8	5	12	0	0	0	43.0	0.00
181	R	18	Mike Brown	104	3	5	8	-13	160	0	0	0	92.0	3.26
182	L	42, 50	Jaroslav Otevrel	16	3	4	7	-11	2	1	0	0	15.0	20.00
183	C	26	Petri Skriko	17	4	3	7	-8	6	2	1	0	35.0	11.43
184	C	26	Jim Montgomery	28	1	6	7	-1	19	1	0	0	17.0	5.88
185	L	55	Ben Eager	34	4	3	7	0	43	0	0	0	43.0	9.30



ALL-TIME SHARKS SCORING



Dave Maley

RNK	POS	NO	PLAYER	GP	G	A	PTS	+/-	PIM	PP	SH	GW	S	PCTG
186	R	9	Dainius Zubrus	50	3	4	7	4	20	0	0	0	33.0	9.09
187	D	65	Derek Joslin	53	1	6	7	-4	26	0	0	0	39.0	2.56
188	L	25, 42	Dave Maley	62	1	6	7	-26	156	1	0	0	52.0	1.92
189	G	31	Antti Niemi	296	0	7	7	0	6	0	0	0	0.0	0.00
190	C	15, 48	Alexei Yegorov	11	3	3	6	-4	2	2	0	0	10.0	30.00
191	C	18	Dominic Moore	23	0	6	6	-8	6	0	0	0	29.0	0.00
192	C	16	Nick Spaling	23	2	4	6	5	6	0	0	0	21.0	9.52
193	LW	68	Frazer McLaren	40	1	5	6	5	85	0	0	0	16.0	6.25
194	R	37	Adam Burish	81	2	4	6	-17	64	0	1	0	70.0	2.86
195	L	43	John McCarthy	88	3	3	6	-24	22	0	0	0	107.0	2.80
196	D	3	Ilya Byakin	13	0	5	5	-9	14	0	0	0	19.0	0.00
197	R	22	Lyndon Byers	18	4	1	5	-2	122	0	0	0	18.0	22.22
198	LW	24	Travis Moen	19	3	2	5	-1	14	0	1	1	24.0	12.50
199	C	53	Ryan Vesce	19	3	2	5	-3	4	0	0	1	31.0	9.68
200	D	21	Peter Ahola	20	2	3	5	-6	16	0	0	0	32.0	6.25
201	L	34	Daniel Winnik	21	3	2	5	0	10	0	0	1	29.0	10.34
202	R	21	Ben Smith	25	2	3	5	2	0	0	0	1	16.0	12.50
203	L	38	Bracken Kearns	26	3	2	5	-2	6	1	0	0	37.0	8.11
204	LW	25	Tye McGinn	33	1	4	5	1	11	0	0	0	35.0	2.86
205	R	26	Robin Bawa	42	5	0	5	-25	47	0	0	1	25.0	20.00
206	G	30	Chris Terreri	68	0	5	5	0	4	0	0	0	0.0	0.00
207	R	27	Scott Parker	71	2	3	5	3	161	0	0	0	29.0	6.90
208	D	42	Andy Sutton	71	1	4	5	-9	145	0	0	0	53.0	1.89
209	G	29, 35	Vesa Toskala	115	0	5	5	0	6	0	0	0	0.0	0.00
210	D	43	Taylor Fedun	7	0	4	4	0	4	0	0	0	12.0	0.00
211	C	20	Kip Miller	11	2	2	4	-1	6	0	0	0	21.0	9.52
212	L	37	Don Barber	12	1	3	4	-7	2	0	0	0	17.0	5.88
213	L	12	Bill Lindsay	16	0	4	4	2	29	0	0	0	14.0	0.00
214	L	43	Lukas Kaspar	16	2	2	4	-2	8	0	0	1	19.0	10.53
215	C	9	V. Butsayev	18	2	2	4	-4	10	0	0	0	12.0	16.67
216	D	2	Jim Vandermeer	25	1	3	4	3	33	0	0	0	19.0	5.26
217	L	44	Michel Picard	25	4	0	4	-17	24	2	0	0	32.0	12.50



ALL-TIME SHARKS SCORING

RNK	POS	NO	PLAYER	GP	G	A	PTS	+/-	PIM	PP	SH	GW	S	PCTG
218	R	21	Dave Brown	37	3	1	4	4	46	0	0	0	8.0	37.50
219	L	20	John Scott	38	3	1	4	0	87	0	0	0	19.0	15.79
220	R	28	Andrew Murray	39	1	3	4	3	4	0	0	0	33.0	3.03
221	D	74	Dylan DeMelo	45	2	2	4	0	14	2	0	0	42.0	4.76
222	R	19	Tim Hunter	46	0	4	4	0	135	0	0	0	13.0	0.00
223	D	41	Mirco Mueller	50	1	3	4	-12	17	0	0	0	39.0	2.56
224	D	5	Colin White	54	1	3	4	-5	21	0	0	0	33.0	3.03
225	D	25	Bob McGill	62	3	1	4	-34	70	0	1	1	56.0	5.36
226	D	44	Shawn Cronin	63	0	4	4	2	137	0	0	0	26.0	0.00
227	D	7	Richard Brennan	11	1	2	3	-4	2	1	0	0	24.0	4.17
228	R	46, 32	Miroslav Zalesak	12	1	2	3	-3	0	0	0	0	11.0	9.09
229	C	9	Jon Morris	13	0	3	3	-10	6	0	0	0	11.0	0.00
230	C	47	Tom Cavanagh	18	1	2	3	-1	4	0	0	0	9.0	11.11
231	L	26	Lynn Loyns	21	3	0	3	-5	19	0	0	0	12.0	25.00
232	D	46	Roman Polak	24	0	3	3	-2	16	0	0	0	35.0	0.00
233	G	30	Jeff Hackett	78	0	3	3	0	12	0	0	0	0.0	0.00
234	G	32	Arturs Irbe	183	0	3	3	0	34	0	0	0	0.0	0.00
235	D	13	Rick Lessard	8	0	2	2	-4	16	0	0	0	4.0	0.00
236	R	82	Nikolay Goldobin	9	1	1	2	1	0	0	0	0	7.0	14.29
237	L	21	Craig Cox	10	2	0	2	-4	19	0	0	0	11.0	18.18
238	D	29	Dean Kolstad	10	0	2	2	-9	12	0	0	0	22.0	0.00
239	D	6	Jason Marshall	12	0	2	2	-2	8	0	0	0	14.0	0.00
240	F	46	Tim Kennedy	13	2	0	2	-3	2	0	0	1	24.0	8.33
241	D	2	Bobby Dollas	16	1	1	2	4	14	0	0	0	5.0	20.00
242	D	18,5	Mike Lalor	23	0	2	2	-5	8	0	0	0	19.0	0.00
243	D	28	Jay Leach	28	1	1	2	3	20	0	0	0	26.0	3.85
244	R	33	Brantt Myhres	43	1	1	2	-2	213	0	0	0	9.0	11.11
245	R	36	Todd Ewen	51	0	2	2	-5	162	0	0	0	22.0	0.00
246	G	29	Mike Vernon	111	0	2	2	0	32	0	0	0	0.0	0.00
247	G	31	Steve Shields	125	0	2	2	0	37	0	0	0	0.0	0.00
248	D	47	Joe Callahan	1	0	1	1	1	0	0	0	0	0.0	0.00
249	D	43	Matt Carkner	1	0	1	1	0	2	0	0	0	0.0	0.00
250	D	5	Jason Widmer	2	0	1	1	1	0	0	0	0	0.0	0.00
251	C	16	Mark Pavelich	2	0	1	1	-2	4	0	0	0	0.0	0.00
252	C	9	Gary Emmons	3	1	0	1	-4	0	1	0	0	6.0	16.67
253	C	36	Dwight Helminen	4	1	0	1	-1	0	0	0	0	1.0	100.00
254	L	16	Alex Hicks	4	0	1	1	-1	4	0	0	0	4.0	0.00
255	C	27	Dave Capuano	4	0	1	1	-5	0	0	0	0	5.0	0.00
256	C	71	Danil Tarasov	5	0	1	1	2	0	0	0	0	5.0	0.00
257	L	44	Kevin Evans	5	0	1	1	0	25	0	0	0	4.0	0.00
258	C	40	Mark Beaufait	5	1	0	1	-1	0	0	0	0	3.0	33.33
259	D	3	Steve Bancroft	5	0	1	1	-2	2	0	0	0	5.0	0.00
260	C	43	Jeff McLean	6	1	0	1	1	0	0	0	0	5.0	20.00
261	D	55	Mike Moore	6	1	0	1	-1	7	0	0	0	5.0	20.00
262	C	41	Ryan Kraft	7	0	1	1	2	0	0	0	0	1.0	0.00
263	F	42, 11	Bryan Lerg	8	1	0	1	0	0	0	0	1	12.0	8.33
264	R	42	Matt Pelech	8	1	0	1	1	29	0	0	1	3.0	33.33
265	L	22	Mike McHugh	8	1	0	1	-3	14	0	0	0	5.0	20.00
266	L	24	Barry Potomski	9	0	1	1	1	30	0	0	0	4.0	0.00
267	D	34	Mike Colman	15	0	1	1	-8	32	0	0	0	7.0	0.00
268	D	45	Claudio Scremin	17	0	1	1	-5	29	0	0	0	22.0	0.00
269	R	32	Claude Lemieux	18	0	1	1	-5	21	0	0	0	17.0	0.00
270	R	76	Eriah Hayes	19	1	0	1	-4	4	0	0	0	27.0	3.70
271	F	38	Micheal Haley	20	1	0	1	-3	59	0	0	0	11.0	9.09
272	G	1	Brian Hayward	25	0	1	1	0	16	0	0	0	0.0	0.00
273	G	35	Jarmo Myllys	27	0	1	1	0	2	0	0	0	0.0	0.00
274	G	31	Wade Flaherty	53	0	1	1	0	0	0	0	0	0.0	0.00
275	G	32	Alex Stalock	62	0	1	1	0	4	0	0	0	0.0	0.00
276	L	28	Paul Kruse	1	0	0	0	0	5	0	0	0	0.0	0.00



ALL-TIME SHARKS SCORING

RNK	POS	NO	PLAYER	GP	G	A	PTS	+/-	PIM	PP	SH	GW	S	PCTG
277	G	30	Jason Muzzatti	1	0	0	0	0	0	0	0	0	0.0	0.00
278	R	26	Peter Lappin	1	0	0	0	0	0	0	0	0	2.0	0.00
279	G	30	Sean Gauthier	1	0	0	0	0	0	0	0	0	0.0	0.00
280	D	54	Nick Petrecki	1	0	0	0	0	0	0	0	0	0.0	0.00
281	D	28	Sergei Bautin	1	0	0	0	-1	2	0	0	0	0.0	0.00
282	R	46	Mike Iggulden	1	0	0	0	-1	0	0	0	0	1.0	0.00
283	C	24	Brad Boyes	1	0	0	0	-2	2	0	0	0	0.0	0.00
284	C	40	Ryan Carpenter	1	0	0	0	0	0	0	0	0	0.0	0.00
285	R	49	Mathieu Darche	2	0	0	0	0	0	0	0	0	3.0	0.00
286	C	28	Iain Fraser	2	0	0	0	-1	2	0	0	0	0.0	0.00
287	R	40	Riley Armstrong	2	0	0	0	-1	2	0	0	0	1.0	0.00
288	R	740	Mikhail Kravets	2	0	0	0	-1	0	0	0	0	2.0	0.00
289	G	34	Troy Grosenick	2	0	0	0	0	0	0	0	0	0.0	0.00
290	G	30	Dimitri Patzold	3	0	0	0	0	0	0	0	0	0.0	0.00
291	R	25	Mike Craig	3	0	0	0	-1	2	0	0	0	3.0	0.00
292	RW	48	Steven Zalewski	3	0	0	0	-2	0	0	0	0	3.0	0.00
293	G	29	Geoff Sarjeant	4	0	0	0	0	2	0	0	0	0.0	0.00
294	R	28	Mikael Samuelsson	4	0	0	0	0	0	0	0	0	3.0	0.00
295	C	49	Chad Wiseman	4	0	0	0	-2	4	0	0	0	1.0	0.00
296	L	34	Niklas Andersson	5	0	0	0	-1	2	0	0	0	6.0	0.00
297	D	3	Karl Stollery	5	0	0	0	-4	4	0	0	0	6.0	0.00
298	R	50	Hannes Hyvonen	6	0	0	0	-2	0	0	0	0	4.0	0.00
299	G	31	Nolan Schaefer	7	0	0	0	0	2	0	0	0	0.0	0.00
300	G	34	James Reimer	8	0	0	0	0	0	0	0	0	0.0	0.00
301	D	26	Chris Lipuma	8	0	0	0	-2	22	0	0	0	4.0	0.00
302	D	5	Ken Sutton	8	0	0	0	-4	15	0	0	0	7.0	0.00
303	C	75	Freddie Hamilton	12	0	0	0	-6	2	0	0	0	13.0	0.00
304	D	4	John Jakopin	12	0	0	0	0	11	0	0	0	3.0	0.00
305	G	20	Ed Belfour	13	0	0	0	0	8	0	0	0	0.0	0.00
306	L	72	Brandon Mashinter	13	0	0	0	-2	17	0	0	0	5.0	0.00
307	G	29	Jimmy Waite	15	0	0	0	0	6	0	0	0	0.0	0.00
308	D	53	Jesse Fibiger	16	0	0	0	-5	2	0	0	0	2.0	0.00
309	G	30	Antero Niittymaki	24	0	0	0	0	2	0	0	0	0.0	0.00
310	G	33	Brian Boucher	27	0	0	0	0	2	0	0	0	0.0	0.00
311	G	1	Thomas Greiss	44	0	0	0	0	4	0	0	0	0.0	0.00
312	G	37,34	Miikka Kiprusoff	47	0	0	0	0	4	0	0	0	0	0
313	G	31	Martin Jones	65	0	0	0	0	0	0	0	0	0	0
314	G	32	Kelly Hrudey	76	0	0	0	0	2	0	0	0	0	0



Vesa Toskala

SHARKS ALL-TIME GOALTENDER STATISTICS

NO.	GOALTENDER	GPI	MINS	AVG	W	L	O/T	EN	SO	GA	SA	SPCT.	G	A	PIM	DEC
30	Sean Gauthier	1	3	0.00	0	0	0	0	0	0	2	1.000	0	0	0	0
31	Martin Jones	65	3786	2.27	37	23	4	11	6	143	1734	0.918	0	0	0	64
34	Troy Grosenick	2	118	1.53	1	1	0	1	1	3	58	0.948	0	0	0	2
31	Nolan Schaefer	7	352	1.88	5	1	0	1	1	11	138	0.920	0	0	2	6
33	Brian Boucher	27	1529	2.12	15	7	4	2	3	54	666	0.919	0	0	2	26
32	Alex Stalock	62	3235	2.37	24	19	7	9	4	128	1431	0.911	0	1	4	50
29, 35	Vesa Toskala	115	6269	2.34	65	28	10	8	8	245	2842	0.914	0	5	6	103
29	Mike Vernon	126	7167	2.39	52	49	19	5	9	285	2961	0.904	0	2	32	120
20, 35	Evgeni Nabokov	563	32492	2.39	293	178	66	29	50	1294	14757	0.912	1	9	100	537
31	Antti Niemi	296	17369	2.40	163	92	35	23	25	696	8342	0.917	0	7	4	290
31	Steve Shields	125	7094	2.44	48	49	21	5	10	289	3368	0.914	0	2	37	118
1	Thomas Greiss	44	2262	2.52	17	16	3	5	1	95	1074	0.912	0	0	4	36
30	Antero Niittymäki	24	1414	2.72	12	7	3	2	0	64	615	0.896	0	0	2	22
37, 34	Miikka Kiprusoff	47	2390	2.84	14	21	3	4	3	113	1096	0.897	0	0	4	38
32	Kelly Hrudey	76	3991	3.04	20	40	7	8	1	202	1863	0.892	0	0	2	67
30	Chris Terreri	68	3716	3.39	19	39	4	14	0	210	1875	0.888	0	5	4	62
30, 20	Ed Belfour	13	757	3.41	3	9	0	1	1	43	371	0.884	0	0	8	12
32	Arturs Irbe	183	10286	3.47	57	91	26	12	8	595	5342	0.889	0	3	34	174
31	Wade Flaherty	53	2586	4.29	10	26	2	4	1	185	1512	0.878	0	1	0	38
29	Jimmy Waite	15	697	4.30	3	7	0	2	0	50	319	0.843	0	0	6	10
30	Jason Muzzatti	1	27	4.44	0	0	0	0	0	2	13	0.846	0	0	0	0
30	Jeff Hackett	78	4314	4.51	13	57	2	3	0	324	2586	0.875	0	3	12	72
29	Geoff Sarjeant	4	171	4.91	0	2	1	1	0	14	87	0.839	0	0	2	3
35	Jarmo Myllys	27	1374	5.02	3	18	1	6	0	115	862	0.867	0	1	2	22
1	Brian Hayward	25	1235	5.39	3	18	1	0	0	111	736	0.849	0	1	16	22
34	James Reimer	8	481	1.62	6	2	0	2	3	13	208	0.938	0	0	0	8
30	Dimitri Patzold	3	44	5.45	0	0	0	0	0	4	20	0.800	0	0	0	0
TOTALS		2058	115159	2.76	883	800	219	158	135	5288	54878	0.904	1	40	283	1902



Patrick Marleau

SHARKS ALL-TIME LEADERS

Active players on Sharks Roster in **bold**

GAMES PLAYED

RNK	PLAYER	GP
1	Patrick Marleau	1411
2	Joe Thornton	835
3	Marc-Edouard Vlasic	737
4	Joe Pavelski	725
5	Mike Rathje	671
6	Scott Hannan	626
7	Owen Nolan	568
8	Evgeni Nabokov	563
9	Marco Sturm	553
10	Mike Ricci	529

GOALS

RNK	PLAYER	G
1	Patrick Marleau	481
2	Joe Pavelski	266
3	Joe Thornton	208
4	Owen Nolan	206
5	Jonathan Cheechoo	165
6	Logan Couture	154
7	Jeff Friesen	149
8	Marco Sturm	128
9	Mike Ricci	101
	Ryane Clowe	101

ASSISTS

RNK	PLAYER	A
1	Joe Thornton	679
2	Patrick Marleau	555
3	Joe Pavelski	297
4	Owen Nolan	245
5	Jeff Friesen	201

Dan Boyle	201
Vincent Damphousse	197
Marc-Edouard Vlasic	179
Logan Couture	170
Ryane Clowe	170

POINTS

RNK	PLAYER	PTS
1	Patrick Marleau	1036
2	Joe Thornton	887
3	Joe Pavelski	563
4	Owen Nolan	451
5	Jeff Friesen	350
6	Logan Couture	324
7	Jonathan Cheechoo	291
8	Vincent Damphousse	289
9	Marco Sturm	273
10	Ryane Clowe	271

PENALTY MINUTES

RNK	PLAYER	PIM
1	Jeff Odgers	1001
2	Owen Nolan	934
3	Bryan Marchment	706
4	Ryane Clowe	567
5	Jay More	545
6	Andrei Nazarov	490
7	Joe Thornton	488
8	Dody Wood	471
9	Mike Rathje	439
	Scott Thornton	439

PLUS/MINUS

RNK	PLAYER	+/-
1	Joe Thornton	174
2	Marc-Edouard Vlasic	125
3	Joe Pavelski	101
4	Nils Ekman	50
5	Milan Michalek	49
6	Logan Couture	48
7	Scott Hannan	43
8	Jonathan Cheechoo	42
	Marco Sturm	42
10	Brad Stuart	35

POWER PLAY GOALS

RNK	PLAYER	PP
1	Patrick Marleau	153
2	Joe Pavelski	95
3	Owen Nolan	75
4	Joe Thornton	73
5	Jonathan Cheechoo	62
6	Logan Couture	44
7	Jeff Friesen	43
8	Vincent Damphousse	39
9	Mike Ricci	38
	Dan Boyle	32
	Marco Sturm	32



SHARKS ALL-TIME LEADERS

SHORTHANDED GOALS

RNK	PLAYER	SH
1	Patrick Marleau	17
2	Owen Nolan	14
	Marco Sturm	14
4	Jeff Friesen	13
5	Joe Pavelski	8
6	Mike Grier	7
	Jamie Baker	7
8	Logan Couture	6
	Mike Ricci	6
10	Kelly Kisio	5

GAMES PLAYED STREAKS

RNK	PLAYER	GAMES	DATES
1	Patrick Marleau	460	4/9/09-present
2	Joe Thornton	379	12/2/05-3/27/10
3	Joe Pavelski	332	1/13/11-present
4	Joe Thornton	319	11/11/10-12/31/14
5	Marc-Edouard Vlasic	255	1/15/07-1/28/10
6	Vincent Damphousse	247	4/8/01-4/4/04
7	Mike Ricci	228	11/22/97-10/20/00
8	Marc-Edouard Vlasic	217	3/26/11-4/9/14
9	Patrick Marleau	181	12/8/01-1/15/04
10	Teemu Selanne	176	3/17/01-4/6/03

GAME-WINNING GOALS

RNK	PLAYER	GW
1	Patrick Marleau	92
2	Joe Pavelski	46
3	Jonathan Cheechoo	36
4	Joe Thornton	34
5	Logan Couture	33
6	Marco Sturm	27
7	Owen Nolan	25
	Jeff Friesen	25
	Milan Michalek	25
10	Vincent Damphousse	19

SHOTS

RNK	PLAYER	S
1	Patrick Marleau	3608
2	Joe Pavelski	2203
3	Owen Nolan	1668
4	Joe Thornton	1570
5	Logan Couture	1324
6	Jonathan Cheechoo	1208
7	Brent Burns	1125
8	Jeff Friesen	1121
9	Marco Sturm	1119
10	Dan Boyle	1095

HAT TRICKS

1	Jonathan Cheechoo	9
2	Patrick Marleau	4
	Joe Pavelski	4
4	Rob Gaudreau	3
	Owen Nolan	3
6	Joe Thornton	2
	Dany Heatley	2
	Tony Granato	2
	Jeff Friesen	2
	Igor Larionov	2



Joe Thornton



ALL-TIME GOALTENDERS

Active players on Sharks Roster in **bold**

GAMES PLAYED

RANK	GOALTENDER	GPI
1	Evgeni Nabokov	563
2	Antti Niemi	296
3	Arturs Irbe	183
4	Mike Vernon	126
5	Steve Shields	125
6	Vesa Toskala	115
7	Jeff Hackett	78
8	Kelly Hrudey	76
9	Chris Terreri	68
10	Martin Jones	65

MINUTES

RANK	GOALTENDER	MINS
1	Evgeni Nabokov	32492
2	Antti Niemi	17369
3	Arturs Irbe	10286
4	Mike Vernon	7167
5	Steve Shields	7094
6	Vesa Toskala	6269
7	Jeff Hackett	4314
8	Kelly Hrudey	3991
9	Martin Jones	3786
10	Chris Terreri	3716

GOALS-AGAINST AVERAGE

(Min. 25 GP)

RANK	GOALTENDER	AVG
1	Brian Boucher	2.12
2	Martin Jones	2.27
3	Vesa Toskala	2.35
4	Alex Stalock	2.37
5	Mike Vernon	2.39
	Evgeni Nabokov	2.39
6	Antti Niemi	2.40
7	Steve Shields	2.44
9	Thomas Greiss	2.52
10	Miikka Kiprusoff	2.84

WINS

RANK	GOALTENDER	W
1	Evgeni Nabokov	293
2	Antti Niemi	163
3	Vesa Toskala	65
4	Arturs Irbe	57
5	Mike Vernon	52
6	Steve Shields	48
7	Martin Jones	37
8	Alex Stalock	24
9	Kelly Hrudey	20
20	Chris Terreri	19



Antti Niemi

SHOOTOUT WINS

RANK	GOALTENDER	W
1	Antti Niemi	29
2	Evgeni Nabokov	19
3	Alex Stalock	4
4	Martin Jones	3
5	Antero Niittymäki	2
	Thomas Greiss	2
7	Brian Boucher	1
	Nolan Schaefer	1
	James Reimer	1

DECISIONS

RANK	GOALTENDER	DECISIONS
1	Evgeni Nabokov	537
2	Antti Niemi	290
3	Arturs Irbe	174
4	Mike Vernon	120
5	Steve Shields	118
6	Vesa Toskala	103
7	Jeff Hackett	72
8	Kelly Hrudey	67
9	Martin Jones	64
10	Chris Terreri	62



ALL-TIME GOALTENDERS

EMPTY-NET GOALS

1	Evgeni Nabokov	29
2	Antti Niemi	23
3	Chris Terreri	14
4	Arturs Irbe	12
5	Martin Jones	11
6	Alex Stalock	9
7	Vesa Toskala	8
	Kelly Hrudey	8
9	Jarmo Myllys	6
10	Mike Vernon	5
	Steve Shields	5
	Thomas Greiss	5

SHUTOUTS

RANK	GOALTENDER	SO
1	Evgeni Nabokov	50
2	Antti Niemi	25
3	Steve Shields	10
4	Mike Vernon	9
5	Arturs Irbe	8
	Vesa Toskala	8
7	Martin Jones	6
8	Alex Stalock	4
9	Miikka Kiprusoff	3
	Brian Boucher	3
	James Reimer	3

GOALS ALLOWED

RANK	GOALTENDER	GA
1	Evgeni Nabokov	1294
2	Antti Niemi	696
3	Arturs Irbe	595
4	Jeff Hackett	324
5	Steve Shields	289
6	Mike Vernon	285
7	Vesa Toskala	245
8	Chris Terreri	210
9	Kelly Hrudey	202
10	Wade Flaherty	185

SHOTS AGAINST

RANK	GOALTENDER	SA
1	Evgeni Nabokov	14757
2	Antti Niemi	8342
3	Arturs Irbe	5342
4	Steve Shields	3368
5	Mike Vernon	2961
6	Vesa Toskala	2842
7	Jeff Hackett	2586
8	Chris Terreri	1875
9	Kelly Hrudey	1863
10	Martin Jones	1734

SAVE PERCENTAGE

(min. 25 GP)

RANK	GOALTENDER	SPCT.
1	Brian Boucher	0.919
2	Martin Jones	0.918
3	Antti Niemi	0.917
4	Steve Shields	0.914
	Vesa Toskala	0.914
6	Evgeni Nabokov	0.912
	Thomas Greiss	0.912
8	Alex Stalock	0.911
9	Mike Vernon	0.904
10	Miikka Kiprusoff	0.897

GOALS

1	Evgeni Nabokov	1
---	----------------	---

ASSISTS

RANK	GOALTENDER	A
1	Evgeni Nabokov	9
2	Antti Niemi	7
3	Vesa Toskala	5
	Chris Terreri	5
5	Arturs Irbe	3
	Jeff Hackett	3
7	Steve Shields	2
	Mike Vernon	2
9	Wade Flaherty	1
	Jarmo Myllys	1
	Brian Hayward	1
	Alex Stalock	1

PENALTY MINUTES

RANK	GOALTENDER	PIM
1	Evgeni Nabokov	100
2	Steve Shields	37
3	Arturs Irbe	34
4	Mike Vernon	32
5	Brian Hayward	16
6	Jeff Hackett	12
7	Ed Belfour	8
8	Vesa Toskala	6
	Jimmy Waite	6
	Antti Niemi	6



ALL-TIME GOALTENDERS

CONSECUTIVE GAMES STARTED IN GOAL

RANK	GOALTENDER	GAMES	DATES
1.	Evgeni Nabokov	50	3/24/07 - 1/12/08
2.	Antti Niemi	34	1/15/11 - 4/4/11
3.	Antti Niemi	24	3/9/13 - 4/23/13
	Antti Niemi	24	2/28/12 - 1/24/13
	Chris Terreri	24	11/16/95- 1/08/96
6.	Arturs Irbe	21	2/23/94 - 4/07/94
7.	Evgeni Nabokov	18	3/01/01 - 4/07/01
	Steve Shields	18	2/01/00 - 3/17/00
9.	Arturs Irbe	17	12/22/93 - 2/05/94
10.	Evgeni Nabokov	15	1/15/08 - 2/18/08

LONGEST UNBEATEN STREAKS

RANK	GOALTENDER	GAMES	W-L-O/T	DATES
1.	Evgeni Nabokov	16	15-0-1	2/21/08 - 4/1/08
2.	Evgeni Nabokov	14	12-0-2	10/28/08 - 12/17/08
3.	Evgeni Nabokov	13	11-0-2	3/4/07 - 4/5/07
4.	Vesa Toskala	12	12-0-0	4/3/06 - 10/23/06
	Evgeni Nabokov	12	9-0-3	10/17/09 - 11/21/09
6.	Evgeni Nabokov	11	9-0-2	10/20/00 - 11/14/00
	Steve Shields	11	9-0-2	3/09/99 - 4/09/99
8.	Mike Vernon	10	6-0-4	3/26/98 - 10/09/98
9.	Antti Niemi	9	8-0-1	3/15/11 - 4/4/11
	Antti Niemi	9	8-0-1	1/15/11 - 2/9/11
	Evgeni Nabokov	9	7-0-2	12/9/09 - 1/2/10
	Evgeni Nabokov	9	7-0-2	1/11/10 - 1/30/10
	Evgeni Nabokov	9	8-0-1	11/27/01 - 12/19/01
	Arturs Irbe	9	7-0-2	3/20/94 - 4/05/94
	Brian Boucher	9	7-0-2	11/11/08 - 2/26/09



Antti Niemi



SINGLE SEASON LEADERS

Active players on Sharks Roster in **bold**

POINTS

1. Joe Thornton	114	'06-07
2. Joe Thornton	96	'07-08
3. Jonathan Cheechoo	93	'05-06
4. Joe Thornton	#92	'05-06
5. Joe Thornton	89	'09-10
6. Joe Thornton	86	'08-09
Patrick Marleau	86	'05-06
8. Owen Nolan	84	'99-00
9. Patrick Marleau	83	'09-10
10. Dany Heatley	82	'09-10

PLUS-MINUS

1. Marc-Edouard Vlasic	31	'13-14
Joe Thornton	31	'05-06
3. Nils Ekman	30	'03-04
4. Brent Burns	26	'13-14
5. Joe Thornton	24	'06-07
6. Joe Pavelski	23	'13-14
Jonathan Cheechoo	23	'05-06
Alyn McCauley	23	'03-04
Mike Rathje	23	'01-02
Marco Sturm	23	'01-02

GOALS

1. Jonathan Cheechoo	*56	'05-06
2. Owen Nolan	44	'99-00
Patrick Marleau	44	'09-10
4. Joe Pavelski	41	'13-14
5. Dany Heatley	39	'09-10
6. Patrick Marleau	38	'08-09
7. Patrick Marleau	37	'10-11
Joe Pavelski	37	'14-15
Jonathan Cheechoo	37	'06-07
10. Patrick Marleau	34	'05-06

* — led NHL

ASSISTS

1. Joe Thornton	*92	'06-07
2. Joe Thornton	**72	'05-06
3. Joe Thornton	69	'09-10
4. Joe Thornton	*67	'07-08
5. Joe Thornton	65	'13-14
6. Joe Thornton	61	'08-09
7. Joe Thornton	59	'11-12
8. Patrick Marleau	52	'05-06
Kelly Kisio	52	'92-93
10. Joe Thornton	49	'10-11
Joe Thornton	49	'14-15
Vincent Damphousse	49	'99-00
Craig Janney	49	'95-96

* — led NHL ** — led NHL (96 total)

PENALTY MINUTES

1. Link Gaetz	326	'91-92
2. Jeff Odgers	253	'92-93
3. Doug Zmolek	229	'92-93
4. Andrei Nazarov	222	'96-97
Jeff Odgers	222	'93-94
6. Jeff Odgers	217	'91-92
7. Bryan Marchment	204	'00-01
8. Dody Wood	193	'96-97
9. Jeff Odgers	192	'95-96
10. Marty McSorley	186	'96-97

POWER PLAY GOALS

1. Jonathan Cheechoo	24	'05-06
2. Patrick Marleau	20	'05-06
3. Joe Pavelski	19	'14-15
4. Owen Nolan	18	'99-00
Dany Heatley	18	'09-10
6. Joe Pavelski	16	'13-14
7. Jonathan Cheechoo	15	'06-07
Vincent Damphousse	15	'02-03
9. Patrick Marleau	14	'06-07
Johan Garpenlov	14	'92-93

SHORTHANDED GOALS

1. Jeff Friesen	6	'97-98
Jamie Baker	6	'95-96
3. Patrick Marleau	5	'08-09
4. Patrick Marleau	4	'09-10
Marco Sturm	4	'99-00
Nils Ekman	4	'03-04
Owen Nolan	4	'99-00
8. 11 tied	3	

GAME-WINNING GOALS

1. Jonathan Cheechoo	11	'05-06
2. Patrick Marleau	10	'08-09
Jeremy Roenick	10	'07-08
4. Patrick Marleau	9	'10-11
Dany Heatley	9	'09-10
Jonathan Cheechoo	9	'03-04
Patrick Marleau	9	'06-07
Milan Michalek	9	'06-07
9. Patrick Marleau	8	'11-12
Logan Couture	8	'10-11
Milan Michalek	8	'07-08
Teemu Selanne	8	'01-02



SINGLE SEASON LEADERS


Active players on Sharks Roster in **bold**

SHOTS

1.	Jonathan Cheechoo	317	'05-06
2.	Patrick Marleau	285	'13-14
3.	Joe Pavelski	282	'10-11
4.	Dany Heatley	280	'09-10
5.	Patrick Marleau	279	'10-11
6.	Patrick Marleau	274	'09-10
7.	Joe Pavelski	269	'11-12
8.	Joe Pavelski	266	'08-09
9.	Logan Couture	263	'14-15
10.	Owen Nolan	261	'99-00
	Joe Pavelski	261	'14-15

HAT TRICKS

1.	Jonathan Cheechoo	5	'05-06
2.	Joe Pavelski	3	'13-14
	Jonathan Cheechoo	3	'06-07
4.	Dany Heatley	2	'09-10
	Tony Granato	2	'96-97
	Igor Larionov	2	'93-94
	Rob Gaudreau	2	'92-93
8.	33 players tied at 1		



Jeff Friesen



Jonathan Cheechoo



GOALTENDING SINGLE SEASON LEADERS

Active players on Sharks Roster in **bold**



Alex Stalock

GAMES PLAYED

1.	Evgeni Nabokov	[^] 77	'07-08
2.	Arturs Irbe	[*] 74	'93-94
3.	Evgeni Nabokov	71	'09-10
4.	Antti Niemi	68	'11-12
5.	Evgeni Nabokov	67	'01-02
	Steve Shields	67	'99-00
7.	Evgeni Nabokov	66	'00-01
8.	Antti Niemi	64	'13-14
9.	Evgeni Nabokov	62	'08-09
	Mike Vernon	62	'97-98

* — Led NHL ^ — Tied for NHL Lead

MINUTES

1.	Evgeni Nabokov	4,561	'07-08
2.	Arturs Irbe	[*] 4,412	'93-94
3.	Evgeni Nabokov	4,194	'09-10
4.	Antti Niemi	3,936	'11-12
5.	Evgeni Nabokov	3,901	'01-02
6.	Steve Shields	3,797	'99-00
7.	Antti Niemi	3,740	'13-14
8.	Evgeni Nabokov	3,700	'00-01
9.	Evgeni Nabokov	3,686	'08-09
10.	Antti Niemi	3,588	'14-15

* — Led NHL

GOALS-AGAINST AVERAGE

(Min. 15 GP)

1.	Alex Stalock	1.87	'13-14
2.	Vesa Toskala	2.06	'03-04
3.	Evgeni Nabokov	2.14	'07-08
4.	Antti Niemi	2.16	'12-13
5.	Brian Boucher	2.18	'08-09
6.	Evgeni Nabokov	2.19	'00-01
7.	Evgeni Nabokov	2.20	'03-04
8.	Steve Shields	2.22	'98-99
9.	Mike Vernon	2.27	'98-99
10.	Evgeni Nabokov	2.29	'06-07
	Evgeni Nabokov	2.29	'01-02

WINS

1.	Evgeni Nabokov	[*] 46	'07-08
2.	Evgeni Nabokov	44	'09-10
3.	Evgeni Nabokov	41	'08-09
4.	Antti Niemi	39	'13-14
4.	Evgeni Nabokov	37	'01-02
5.	Antti Niemi	35	'10-11
6.	Antti Niemi	34	'11-12
7.	Evgeni Nabokov	32	'00-01
8.	Antti Niemi	31	'14-15
	Evgeni Nabokov	31	'03-04
10.	Mike Vernon	30	'97-98
	Arturs Irbe	30	'93-94

* — Led NHL



GOALTENDING SINGLE SEASON LEADERS

Active players on Sharks Roster in **bold**

Steve Shields

DECISIONS

1.	Evgeni Nabokov (46-21-8)	75	'07-08
2.	Arturs Irbe (30-28-16)	74	'93-94
3.	Evgeni Nabokov (44-16-10)	70	'09-10
4.	Evgeni Nabokov (37-24-5)	67	'01-02
5.	Antti Niemi (34-22-9)	65	'11-12
	Steve Shields (27-30-8)	65	'99-00
7.	Antti Niemi (39-17-7)	63	'13-14
8.	Antti Niemi (31-23-7)	61	'14-15
	Evgeni Nabokov (41-12-8)	61	'08-09
10.	Evgeni Nabokov (32-21-7)	60	'00-01
	Mike Vernon (30-22-8)	60	'97-98

EMPTY-NET GOALS ALLOWED

1.	Antti Niemi	12	'14-15
2.	Chris Terreri	10	'95-96
3.	Evgeni Nabokov	6	'07-08
	Jarmo Myllys	6	'91-92
5.	Evgeni Nabokov	5	'02-03
	Evgeni Nabokov	5	'01-02
7.	Antti Niemi	4	'11-12
	Evgeni Nabokov	4	'06-07
	Kelly Hrudey	4	'97-98
	Kelly Hrudey	4	'96-97
	Chris Terreri	4	'96-97
	Arturs Irbe	4	'93-94
	Arturs Irbe	4	'94-95

SHUTOUTS

1.	Evgeni Nabokov	*9	'03-04
2.	Evgeni Nabokov	7	'08-09
	Evgeni Nabokov	7	'06-07
	Evgeni Nabokov	7	'01-02
5.	Antti Niemi	6	'11-12
	Antti Niemi	6	'10-11
	Evgeni Nabokov	6	'07-08
	Evgeni Nabokov	*6	'00-01
9.	Antti Niemi	5	'14-15
	Mike Vernon	*5	'97-98

*Evgeni Nabokov and Vesa Toskala shared a shutout on Nov. 21, 2003, but it is not counted in Nabokov's totals.

*Evgeni Nabokov and Miikka Kiprusoff shared a shutout on March 12, 2001. Kiprusoff faced no shots in 38 seconds, but the shutout is not counted in Nabokov's totals.

Mike Vernon and Kelly Hrudey shared a shutout on April 7, 1998 vs. Calgary but it is not counted in Vernon's totals.



LEADERS BY SEASON

Active players on Sharks Roster in **bold*** — Led the NHL ** — Tied for NHL lead

GAMES PLAYED					
			2000-01	Niklas Sundstrom	82
			1999-00	Brad Stuart	82
2015-16	Joe Pavelski	82		Mike Ricci	
	Patrick Marleau			Vincent Damphousse	
	Brent Burns			Jeff Friesen	
	Joe Thornton		1998-99	Mike Rathje	82
2014-15	Joe Pavelski	82		Mike Ricci	
	Logan Couture		1997-98	Bill Houlder	82
	Patrick Marleau		1996-97	Jeff Friesen	82
	Brent Burns		1995-96	Jeff Friesen	79
	Tomas Hertl			Michal Sykora	
2013-14	Joe Pavelski	82	1994-95	Jeff Friesen	48
	Joe Thornton			Jeff Odgers	
	Patrick Marleau			Sandis Ozolinsh	
	Justin Braun		1993-94	Gaetan Duchesne	84
2012-13	Joe Thornton	48		Rob Gaudreau	
	Logan Couture		1992-93	Dean Evason	84
	Patrick Marleau			Doug Zmolek	
	Joe Pavelski		1991-92	Pat Falloon	79
	Marc-Edouard Vlasic				
	Brad Stuart				
2011-12	Joe Thornton	82			
	Patrick Marleau				
	Joe Pavelski				
	Marc-Edouard Vlasic				
2010-11	Patrick Marleau	82			
2009-10	Patrick Marleau	82			
	Dany Heatley				
	Ryane Clowe				
	Kent Huskins				
2008-09	Joe Thornton	82			
	Marc-Edouard Vlasic				
2007-08	Joe Thornton	82			
	Torrey Mitchell				
	Joe Pavelski				
	Marc-Edouard Vlasic				
2006-07	Joe Thornton	82			
	Christian Ehrhoff				
2005-06	Patrick Marleau	82			
	Jonathan Cheechoo				
2003-04	Scott Hannan	82			
	Nils Ekman				
	Alyn McCauley				
	Vincent Damphousse				
2002-03	Patrick Marleau	82			
	Marco Sturm				
	Mike Rathje				
	Vincent Damphousse				
	Adam Graves				
	Teemu Selanne				
2001-02	Brad Stuart	82			
	Vincent Damphousse				
	Teemu Selanne				
	Gary Suter				

GOALS

2015-16	Joe Pavelski	38
2014-15	Joe Pavelski	37
2013-14	Joe Pavelski	41
2012-13	Logan Couture	21
2011-12	Logan Couture	31
	Joe Pavelski	
2010-11	Patrick Marleau	37
2009-10	Patrick Marleau	44
2008-09	Patrick Marleau	38
2007-08	Joe Thornton	29
2006-07	Jonathan Cheechoo	37
2005-06	Jonathan Cheechoo	*56
2003-04	Patrick Marleau	28
	Jonathan Cheechoo	
2002-03	Patrick Marleau	28
	Marco Sturm	
	Teemu Selanne	
2001-02	Teemu Selanne	29
2000-01	Patrick Marleau	25
1999-00	Owen Nolan	44
1998-99	Joe Murphy	25
1997-98	Jeff Friesen	31
1996-97	Owen Nolan	31
1995-96	Owen Nolan	29
1994-95	Jeff Friesen	15
1993-94	Sergei Makarov	30
1992-93	Kelly Kisio	26
1991-92	Pat Falloon	25



LEADERS BY SEASON

Active players on Sharks Roster in **bold**. * — Led the NHL ** — Tied for NHL lead

ASSISTS

2015-16	Joe Thornton	63
2014-15	Joe Thornton	49
2013-14	Joe Thornton	65
2012-13	Joe Thornton	33
2011-12	Joe Thornton	59
2010-11	Joe Thornton	49
2009-10	Joe Thornton	69
2008-09	Joe Thornton	61
2007-08	Joe Thornton	*67
2006-07	Joe Thornton	*92
2005-06	Joe Thornton	**72
2003-04	Nils Ekman	33
2002-03	Vincent Damphousse	38
2001-02	Owen Nolan	43
2000-01	Niklas Sundstrom	39
1999-00	Vincent Damphousse	49
1998-99	Jeff Friesen	35
1997-98	Jeff Friesen	32
1996-97	Jeff Friesen	34
1995-96	Craig Janney	49
1994-95	Ulf Dahlen	23
1993-94	Todd Elik	41
1992-93	Kelly Kisio	52
1991-92	Pat Falloon	34

POINTS

2014-15	Joe Pavelski	70
2015-16	Joe Thornton	82
2013-14	Joe Pavelski	79
2012-13	Joe Thornton	40
2011-12	Joe Thornton	77
2010-11	Patrick Marleau	73
2009-10	Joe Thornton	89
2008-09	Joe Thornton	86
2007-08	Joe Thornton	96
2006-07	Joe Thornton	**114
2005-06	Jonathan Cheechoo	93
2003-04	Patrick Marleau	57
2002-03	Teemu Selanne	64
2001-02	Owen Nolan	66
2000-01	Patrick Marleau	52
1999-00	Owen Nolan	84
1998-99	Jeff Friesen	57
1997-98	Jeff Friesen	63
1996-97	Owen Nolan	63
1995-96	Craig Janney	62
1994-95	Ulf Dahlen	34
1993-94	Sergei Makarov	68
1992-93	Kelly Kisio	78
1991-92	Pat Falloon	59

PLUS/MINUS

(MIN. 60 PERCENT OF TEAM'S GAMES PLAYED)

2015-16	Joe Pavelski	+25
	Joe Thornton	
2014-15	Joe Pavelski	+12
	Marc-Edouard Vlasic	
2013-14	Marc-Edouard Vlasic	+31
2012-13	Logan Couture	+7
	Martin Havlat	
2011-12	Joe Pavelski	+18
2010-11	Jason Demers	+19
2009-10	Patrick Marleau	+21
	Marc-Edouard Vlasic	
2008-09	Joe Thornton	+16
	Patrick Marleau	
	Devin Setoguchi	
2007-08	Douglas Murray	+20
2006-07	Joe Thornton	+24
2005-06	Joe Thornton	+31
2003-04	Nils Ekman	+30
2002-03	Marco Sturm	+9
2001-02	Marco Sturm	+23
	Mike Rathje	
2000-01	Vincent Damphousse	+17
1999-00	Mike Ricci	+14
1998-99	Owen Nolan	+16
1997-98	Bill Houlder	+13
1996-97	Andrei Nazarov	-4
1995-96	Jeff Odgers	-4
1994-95	Jayson More	+7
1993-94	Igor Larionov	+20
1992-93	Kelly Kisio	-15
1991-92	Neil Wilkinson	-11

PENALTY MINUTES

2015-16	Tommy Wingels	63
	Mike Brown	
2014-15	John Scott	87
2013-14	Andrew Desjardins	86
2012-13	Ryane Clowe	79
2011-12	Ryane Clowe	97
2010-11	Jamal Mayers	124
2009-10	Ryane Clowe	131
2008-09	Jody Shelley	116
2007-08	Craig Rivet	104
2006-07	Mark Bell	83
2005-06	Mark Smith	97
2003-04	Scott Parker	101
2002-03	Bryan Marchment	108
2001-02	Bryan Marchment	178
2000-01	Bryan Marchment	204
1999-00	Ron Stern	151
1998-99	Ron Stern	158



LEADERS BY SEASON

Active players on Sharks Roster in **bold**

1997-98	Owen Nolan	144	2007-08	Mike Grier	3
1996-97	Andrei Nazarov	222	2006-07	Mike Grier	3
1995-96	Jeff Odgers	192	2005-06	Jonathan Cheechoo	2
1994-95	Jeff Odgers	117		Alyn McCauley	
1993-94	Jeff Odgers	222	2003-04	Nils Ekman	4
1992-93	Jeff Odgers	253	2002-03	Owen Nolan	3
1991-92	Link Gaetz	326	2001-02	Marco Sturm	3

POWER PLAY GOALS

2015-16	Joe Pavelski	12	2000-01	Marco Sturm	3
2014-15	Joe Pavelski	19	1999-00	Owen Nolan	4
2013-14	Joe Pavelski	16		Marco Sturm	
2012-13	Logan Couture	7	1998-99	3 players tied with	2
2011-12	Logan Couture	11	1997-98	Jeff Friesen	6
2010-11	Patrick Marleau	11	1996-97	Jeff Friesen	2
	Dany Heatley			Ron Sutter	
	Joe Pavelski		1995-96	Jamie Baker	6
2009-10	Dany Heatley	18	1994-95	6 players tied	1
2008-09	Joe Thornton	11	1993-94	Igor Larionov	2
	Patrick Marleau			Mike Sullivan	
	Devin Setoguchi		1992-93	3 players tied	2
	Ryane Clowe		1991-92	Kelly Kisio	3
2007-08	Joe Thornton	11		Brian Mullen	3

GAME-WINNING GOALS

2006-07	Jonathan Cheechoo	15	2015-16	Joe Pavelski	11
2005-06	Jonathan Cheechoo	24	2014-15	Joe Pavelski	5
2003-04	Marco Sturm	10	2013-14	Tommy Wingels	7
2002-03	Vincent Damphousse	15	2012-13	Logan Couture	5
2001-02	Teemu Selanne	9		Joe Pavelski	
2000-01	Owen Nolan	10	2011-12	Patrick Marleau	8
1999-00	Owen Nolan	18	2010-11	Patrick Marleau	9
1998-99	Jeff Friesen	10	2009-10	Dany Heatley	9
1997-98	Jeff Friesen	7	2008-09	Patrick Marleau	10
1996-97	Owen Nolan	10	2007-08	Jeremy Roenick	10
1995-96	Owen Nolan	12	2006-07	Patrick Marleau	9
	Ray Sheppard			Milan Michalek	
1994-95	Jeff Friesen	5	2005-06	Jonathan Cheechoo	11
1993-94	Sergei Makarov	10	2003-04	Jonathan Cheechoo	9
1992-93	Johan Garpenlov	14	2002-03	Vincent Damphousse	6
1991-92	David Bruce	10	2001-02	Teemu Selanne	8
			2000-01	Patrick Marleau	6
2015-16	Matt Nieto	2	1999-00	Jeff Friesen	7
2014-15	Logan Couture	2	1998-99	Bill Houlder	5
2013-14	Tommy Wingels	2	1997-98	Jeff Friesen	7
	Logan Couture		1996-97	Jeff Friesen	5
	Patrick Marleau		1995-96	Ray Sheppard	4
2012-13	Patrick Marleau	1	1994-95	Ulf Dahlen	4
	Tommy Wingels		1993-94	Sergei Makarov	5
	Adam Burish		1992-93	Kelly Kisio	2
2011-12	Logan Couture	2		Tom Pederson	
2010-11	Patrick Marleau	2	1991-92	3 players tied	2
	Joe Thornton				
2009-10	Patrick Marleau	4			
2008-09	Patrick Marleau	5			

SHORTHANDED GOALS



LEADERS BY SEASON

Active players on Sharks Roster in **bold**

SHOTS

2015-16	Brent Burns	353
2014-15	Logan Couture	263
2013-14	Patrick Marleau	285
2012-13	Logan Couture	151
2011-12	Joe Pavelski	269
2010-11	Joe Pavelski	282
2009-10	Dany Heatley	280
2008-09	Joe Pavelski	266
2007-08	Milan Michalek	233
2006-07	Jonathan Cheechoo	250
2005-06	Jonathan Cheechoo	317
2003-04	Patrick Marleau	220
2002-03	Teemu Selanne	253
2001-02	Owen Nolan	217
2000-01	Owen Nolan	190
1999-00	Owen Nolan	261
1998-99	Jeff Friesen	215
1997-98	Owen Nolan	192
1996-97	Tony Granato	231
1995-96	Owen Nolan	184
1994-95	Pat Falloon	91
1993-94	Pat Falloon	193
1992-93	Rob Gaudreau	191
1991-92	Pat Falloon	181

HAT TRICKS

2015-16	Logan Couture	1
	Joel Ward	
2014-15	Joe Pavelski	1
2013-14	Joe Pavelski	3
2012-13	None	
2011-12	Patrick Marleau	1
2010-11	Joe Thornton	1
	Devin Setoguchi	1
2009-10	Dany Heatley	2
2008-09	None	
2007-08	Joe Thornton	1
	Jonathan Cheechoo	
2006-07	Jonathan Cheechoo	3
2005-06	Jonathan Cheechoo	5
2003-04	Alyn McCauley	1
2002-03	None	
2001-02	Patrick Marleau	1
2000-01	Scott Thornton/Todd Harvey/ Mike Ricci/Teemu Selanne	1
1999-00	Owen Nolan/Jeff Friesen	1
1998-99	Marco Sturm/ Vincent Damphousse	1
1997-98	None	
1996-97	Tony Granato	2
1995-96	Owen Nolan/Ray Sheppard/ Kevin Miller/Alexei Yegorov/ Jeff Friesen	1



Owen Nolan

1994-95	None	
1993-94	Igor Larionov	2
1992-93	Rob Gaudreau	2
1991-92	None	

POINTS BY DEFENSEMAN

2015-16	Brent Burns	75
2014-15	Brent Burns	60
2013-14	Dan Boyle	36
2012-13	Dan Boyle	20
2011-12	Dan Boyle	48
2010-11	Dan Boyle	50
2009-10	Dan Boyle	58
2008-09	Dan Boyle	57
2007-08	Craig Rivet	35
2006-07	Matt Carle	42
2005-06	Tom Preissing	43
2003-04	Brad Stuart	39
2002-03	Mike Rathje	29
2001-02	Gary Suter	33
2000-01	Gary Suter	34
1999-00	Brad Stuart	36
1998-99	Bill Houlder	32
1997-98	Bill Houlder	32
1996-97	Todd Gill	21
1995-96	Marcus Ragnarsson	39
1994-95	Sandis Ozolinsh	25
1993-94	Sandis Ozolinsh	64
1992-93	Sandis Ozolinsh	23
1991-92	Doug Wilson	28
	David Williams	28



GOALTENDING LEADERS BY SEASON

Active players on Sharks Roster in **bold*** — Led the NHL ** — Tied for NHL Lead

GAMES PLAYED

2015-16	Martin Jones	65
2014-15	Antti Niemi	61
2013-14	Antti Niemi	64
2012-13	Antti Niemi	43
2011-12	Antti Niemi	68
2010-11	Antti Niemi	60
2009-10	Evgeni Nabokov	71
2008-09	Evgeni Nabokov	62
2007-08	Evgeni Nabokov	**77
2006-07	Evgeni Nabokov	50
2005-06	Evgeni Nabokov	45
2003-04	Evgeni Nabokov	59
2002-03	Evgeni Nabokov	55
2001-02	Evgeni Nabokov	67
2000-01	Evgeni Nabokov	66
1999-00	Steve Shields	67
1998-99	Mike Vernon	49
1997-98	Mike Vernon	62
1996-97	Kelly Hrudey	48
1995-96	Chris Terreri	46
1994-95	Arturs Irbe	38
1993-94	Arturs Irbe	74
1992-93	Arturs Irbe	36
	Jeff Hackett	
1991-92	Jeff Hackett	42

MINUTES

2015-16	Martin Jones	3,786
2014-15	Antti Niemi	3,588
2013-14	Antti Niemi	3,740
2012-13	Antti Niemi	*2,581
2011-12	Antti Niemi	3,936
2010-11	Antti Niemi	3,524
2009-10	Evgeni Nabokov	4,194
2008-09	Evgeni Nabokov	3,686
2007-08	Evgeni Nabokov	4,561
2006-07	Evgeni Nabokov	2,778
2005-06	Evgeni Nabokov	2,575
2003-04	Evgeni Nabokov	3,456
2002-03	Evgeni Nabokov	1,561
2001-02	Evgeni Nabokov	3,901
2000-01	Evgeni Nabokov	3,700
1999-00	Steve Shields	3,797
1998-99	Mike Vernon	2,831
1997-98	Mike Vernon	3,564
1996-97	Kelly Hrudey	2,631
1995-96	Chris Terreri	2,516
1994-95	Arturs Irbe	2,043
1993-94	Arturs Irbe	4,412
1992-93	Arturs Irbe	2,074
1991-92	Jeff Hackett	2,314

GOALS-AGAINST AVERAGE

(MIN. 15 GP)

2015-16	Martin Jones	2.27
2014-15	Antti Niemi	2.59
2013-14	Alex Stalock	1.87
2012-13	Antti Niemi	2.16
2011-12	Thomas Greiss	2.30
2010-11	Antti Niemi	2.38
2009-10	Evgeni Nabokov	2.43
2008-09	Brian Boucher	2.18
2007-08	Evgeni Nabokov	2.14
2006-07	Evgeni Nabokov	2.29
2005-06	Vesa Toskala	2.56
2003-04	Evgeni Nabokov	2.20
2002-03	Evgeni Nabokov	2.71
2001-02	Evgeni Nabokov	2.29
2000-01	Evgeni Nabokov	2.19
1999-00	Mike Vernon	2.49
1998-99	Steve Shields	2.22
1997-98	Mike Vernon	2.46
1996-97	Chris Terreri	2.75
1995-96	Chris Terreri	3.70
1994-95	Arturs Irbe	3.26
1993-94	Arturs Irbe	2.84
1992-93	Arturs Irbe	4.11
1991-92	Jeff Hackett	3.84

WINS

2015-16	Martin Jones	37
2014-15	Antti Niemi	31
2013-14	Antti Niemi	39
2012-13	Antti Niemi	**24
2011-12	Antti Niemi	34
2010-11	Antti Niemi	35
2009-10	Evgeni Nabokov	44
2008-09	Evgeni Nabokov	41
2007-08	Evgeni Nabokov	*46
2006-07	Vesa Toskala	26
2005-06	Vesa Toskala	23
2003-04	Evgeni Nabokov	31
2002-03	Evgeni Nabokov	19
2001-02	Evgeni Nabokov	37
2000-01	Evgeni Nabokov	32
1999-00	Steve Shields	27
1998-99	Mike Vernon	16
1997-98	Mike Vernon	30
1996-97	Kelly Hrudey	16
1995-96	Chris Terreri	13
1994-95	Arturs Irbe	14
1993-94	Arturs Irbe	30
1992-93	Arturs Irbe	7
1991-92	Jeff Hackett	11



GOALTENDING LEADERS BY SEASON

Active players on Sharks Roster in **bold**

DECISIONS				SHUTOUTS			
2015-16	Martin Jones		64	2015-16	Martin Jones		6
2014-15	Antti Niemi	(31-23-7)	61	2014-15	Antti Niemi		5
2013-14	Antti Niemi	(39-17-7)	63	2013-14	Antti Niemi		4
2012-13	Antti Niemi	(24-12-6)	42	2012-13	Antti Niemi		4
2011-12	Antti Niemi	(34-22-9)	65	2011-12	Antti Niemi		6
2010-11	Antti Niemi	(35-18-6)	59	2010-11	Antti Niemi		6
2009-10	Evgeni Nabokov	(44-16-10)	70	2009-10	Evgeni Nabokov		3
2008-09	Evgeni Nabokov	(41-12-8)	61	2008-09	Evgeni Nabokov		7
2007-08	Evgeni Nabokov	(46-21-8)	75	2007-08	Evgeni Nabokov		6
2006-07	Evgeni Nabokov	(25-16-4)	45	2006-07	Evgeni Nabokov		7
2005-06	Evgeni Nabokov	(16-19-7)	42	2005-06	Vesa Toskala		2
2003-04	Evgeni Nabokov	(31-19-8)	58	2003-04	Evgeni Nabokov		*9
2002-03	Evgeni Nabokov	(19-28-8)	55	2002-03	Evgeni Nabokov		3
2001-02	Evgeni Nabokov	(37-24-5)	67	2001-02	Evgeni Nabokov		7
2000-01	Evgeni Nabokov	(32-21-7)	60	2000-01	Evgeni Nabokov		*6
1999-00	Steve Shields	(27-30-8)	65	1999-00	Steve Shields		4
1998-99	Mike Vernon	(16-22-10)	38	1998-99	Mike Vernon/Steve Shields		4
1997-98	Mike Vernon	(30-22-8)	60	1997-98	Mike Vernon		#5
1996-97	Kelly Hrudey	(16-24-5)	45	1996-97	Ed Belfour		1
1995-96	Chris Terreri	(13-29-1)	43	1995-96	None		
1994-95	Arturs Irbe	(14-19-3)	36	1994-95	Arturs Irbe		4
1993-94	Arturs Irbe	(30-28-16)	74	1993-94	Arturs Irbe		3
1992-93	Jeff Hackett	(2-30-1)	33	1992-93	Arturs Irbe		1
	Arturs Irbe	(7-26-0)		1991-92	None		
1991-92	Jeff Hackett	(11-27-1)	39	*Nabokov and Vesa Toskala shared a shutout on Nov. 21, 2003, but it is not counted in Nabokov's totals. *Nabokov and Miikka Kiprusoff shared a shutout on March 12, 2001. Kiprusoff faced no shots in 38 seconds, but the shutout is not counted in Nabokov's totals. #Vernon and Kelly Hrudey shared a shutout on April 7, 1998 but it is not counted in Vernon's totals.			

EMPTY NET GOALS ALLOWED

2015-16	Martin Jones		11
2014-15	Antti Niemi		12
2013-14	Alex Stalock		3
2012-13	Antti Niemi		3
2011-12	Antti Niemi		4
2010-11	Antti Niemi		2
	Antero Niittymäki		2
2009-10	Thomas Greiss		2
	Evgeni Nabokov		2
2008-09	Brian Boucher		2
2007-08	Evgeni Nabokov		6
2006-07	Evgeni Nabokov		4
2005-06	Evgeni Nabokov		2
2003-04	Vesa Toskala		3
2002-03	Evgeni Nabokov		5
2001-02	Evgeni Nabokov		5
2000-01	Evgeni Nabokov		3
1999-00	Steve Shields		3
1998-99	Mike Vernon		3
1997-98	Kelly Hrudey		4
1996-97	Kelly Hrudey		4
	Chris Terreri		4
1995-96	Chris Terreri		10
1994-95	Arturs Irbe		4
1993-94	Arturs Irbe		4
1992-93	Arturs Irbe		3
1991-92	Jarmo Myllys		6

GOALS ALLOWED

2015-16	Martin Jones		143
2014-15	Antti Niemi		155
2013-14	Antti Niemi		149
2012-13	Antti Niemi		93
2011-12	Antti Niemi		159
2010-11	Antti Niemi		140
2009-10	Evgeni Nabokov		170
2008-09	Evgeni Nabokov		150
2007-08	Evgeni Nabokov		163
2006-07	Evgeni Nabokov		106
2005-06	Evgeni Nabokov		133
2003-04	Evgeni Nabokov		127
2002-03	Evgeni Nabokov		146
2001-02	Evgeni Nabokov		149
2000-01	Evgeni Nabokov		135
1999-00	Steve Shields		162
1998-99	Mike Vernon		107
1997-98	Mike Vernon		146
1996-97	Kelly Hrudey		140
1995-96	Chris Terreri		155
1994-95	Arturs Irbe		111
1993-94	Arturs Irbe		209
1992-93	Jeff Hackett		176
1991-92	Jeff Hackett		148



GOALTENDING LEADERS BY SEASON

Active players on Sharks Roster in **bold**

SHOTS AGAINST

2015-16	Martin Jones	1,734
2014-15	Antti Niemi	1811
2013-14	Antti Niemi	1705
2012-13	Antti Niemi	1,220
2011-12	Antti Niemi	1,865
2010-11	Antti Niemi	1,741
2009-10	Evgeni Nabokov	2,168
2008-09	Evgeni Nabokov	1,663
2007-08	Evgeni Nabokov	1,802
2006-07	Evgeni Nabokov	1,227
2005-06	Evgeni Nabokov	1,160
2003-04	Evgeni Nabokov	1,610
2002-03	Evgeni Nabokov	1,561
2001-02	Evgeni Nabokov	1,818
2000-01	Evgeni Nabokov	1,582
1999-00	Steve Shields	1,826
1998-99	Mike Vernon	1,200
1997-98	Mike Vernon	1,401
1996-97	Kelly Hrudey	1,263
1995-96	Chris Terreri	1,322
1994-95	Arturs Irbe	1,056
1993-94	Arturs Irbe	2,064
1992-93	Arturs Irbe	1,250
1991-92	Jeff Hackett	1,366

SAVE PERCENTAGE

(MIN. 15 OF TEAM'S GAMES PLAYED)

2015-16	Martin Jones	.918
2014-15	Antti Niemi	.914
2013-14	Antti Niemi	.932
2012-13	Antti Niemi	.924
2011-12	Antti Niemi	.915
	Thomas Greiss	
2010-11	Antti Niemi	.920
2009-10	Evgeni Nabokov	.922
2008-09	Brian Boucher	.917
2007-08	Evgeni Nabokov	.910
2006-07	Evgeni Nabokov	.914
2005-06	Vesa Toskala	.901
2003-04	Evgeni Nabokov	.921
2002-03	Evgeni Nabokov	.906
2001-02	Evgeni Nabokov	.918
2000-01	Evgeni Nabokov	.915
1999-00	Steve Shields/Mike Vernon	.911
1998-99	Steve Shields	.921
1997-98	Kelly Hrudey	.897
1996-97	Chris Terreri	.901
1995-96	Chris Terreri	.883
1994-95	Wade Flaherty	.903
1993-94	Arturs Irbe	.899
1992-93	Arturs Irbe	.886
1991-92	Jeff Hackett	.892

GOALS

2001-02	Evgeni Nabokov	1
---------	----------------	---

ASSISTS

2015-16	Alex Stalock	1
2014-15	Antti Niemi	3
2013-14	Antti Niemi	2
2012-13	Antti Niemi	1
2011-12	None	
2010-11	Antti Niemi	1
2009-10	None	
2008-09	Evgeni Nabokov	1
2007-08	Evgeni Nabokov	2
2006-07	Vesa Toskala	3
2005-06	Vesa Toskala	1
	Evgeni Nabokov	1
2003-04	None	
2002-03	None	
2001-02	Evgeni Nabokov	3
2000-01	Evgeni Nabokov	2
1999-00	Steve Shields	1
1998-99	Steve Shields	1
1997-98	Mike Vernon	2
1996-97	None	
1995-96	Chris Terreri	5
1994-95	Wade Flaherty	1
1993-94	Arturs Irbe	2
1992-93	Jeff Hackett	1
	Brian Hayward	
1991-92	Jeff Hackett	2

PENALTY MINUTES

2015-16	Martin Jones	0
	James Reimer	
	Alex Stalock	
2014-15	Alex Stalock	2
2013-14	Alex Stalock	2
2012-13	Antti Niemi	2
2011-12	Antti Niemi	2
	Thomas Greiss	2
2010-11	Antti Niemi	2
	Antero Niittymaki	2
2009-10	Evgeni Nabokov	6
2008-09	Evgeni Nabokov	12
2007-08	Evgeni Nabokov	12
2006-07	Evgeni Nabokov	6
2005-06	Evgeni Nabokov	18
2003-04	Evgeni Nabokov	14
2002-03	Evgeni Nabokov	10
2001-02	Evgeni Nabokov	14
2000-01	Evgeni Nabokov	8
1999-00	Steve Shields	29
1998-99	Mike Vernon	8
1997-98	Mike Vernon	24
1996-97	Ed Belfour	8
1995-96	Arturs Irbe	4
	Chris Terreri	4
1994-95	Arturs Irbe	4
1993-94	Arturs Irbe	16
1992-93	Arturs Irbe	10
1991-92	Brian Hayward	14



ROOKIE SINGLE SEASON LEADERS

Active players on Sharks Roster in **bold**

GAMES PLAYED

1.	Doug Zmolek	84	'92-93
2.	Torrey Mitchell	82	'07-08
	Brad Stuart	82	'99-00
4.	Marc-Edouard Vlasic	81	'06-07
	Milan Michalek	81	'05-06
	Marcel Goc	81	'05-06
7.	Logan Couture	79	'10-11
	Pat Falloon	79	'91-92
9.	Matt Carle	77	'06-07
10.	Joonas Donskoi	76	'15-16
	Andrew Desjardins	76	'11-12

GOALS

1.	Logan Couture	32	'10-11
2.	Pat Falloon	25	'91-92
3.	Rob Gaudreau	23	'92-93
4.	Milan Michalek	17	'05-06
5.	Ryane Clowe	16	'06-07
6.	Tomas Hertl	15	'13-14
	Jeff Friesen	15	'94-95
7.	Joe Pavelski	14	'06-07
	Steve Bernier	14	'05-06
9.	Patrick Marleau	13	'97-98
	Melker Karlsson	13	'14-15
	Steve Guolla	13	'96-97
	Shean Donovan	13	'95-96

ASSISTS

1.	Pat Falloon	34	'91-92
2.	Matt Carle	31	'06-07
	Marcus Ragnarsson	31	'95-96
4.	Brad Stuart	26	'99-00
5.	Joonas Donskoi	25	'15-16
	David Williams	25	'91-92
7.	Logan Couture	24	'10-11
9.	Marc-Edouard Vlasic	23	'06-07
9.	Marco Sturm	20	'97-98
	Rob Gaudreau	20	'92-93

POINTS

1.	Pat Falloon	59	'91-92
2.	Logan Couture	56	'10-11
3.	Rob Gaudreau	43	'92-93
4.	Matt Carle	42	'06-07
5.	Marcus Ragnarsson	39	'95-96
6.	Joonas Donskoi	36	'15-16
	Brad Stuart	36	'99-00
8.	Milan Michalek	35	'05-06
9.	Ryane Clowe	34	'06-07
10.	Patrick Marleau	32	'97-98

PLUS/MINUS

(MIN. 60 PERCENT OF TEAM'S GAMES PLAYED)

1.	Matt Bradley	22	'01-02
2.	Logan Couture	18	'10-11
3.	Marc-Edouard Vlasic	13	'06-07
4.	Tomas Hertl	11	'13-14
5.	Matt Carle	9	'06-07
6.	Benn Ferriero	8	'10-11
	Tom Preissing	8	'03-04
	Andrei Zyuzin	8	'97-98
9.	Niko Dimitrakos	6	'03-04
10.	Jason Demers	5	'09-10
	Patrick Marleau	5	'97-98
	Josh Gorges	5	'05-06

PENALTY MINUTES

1.	Link Gaetz	326	'91-92
2.	Doug Zmolek	229	'92-93
3.	Jeff Odgers	217	'91-92
4.	Dody Wood	138	'95-96
5.	Neil Wilkinson	107	'91-92
6.	Andrei Nazarov	94	'94-95
7.	Rob Davison	92	'03-04
8.	Jay More	85	'91-92
9.	Ryane Clowe	78	'06-07
10.	Brad Staubitz	76	'08-09

POWER PLAY GOALS

1.	Logan Couture	10	'10-11
2.	Matt Carle	8	'06-07
3.	Joe Pavelski	5	'06-07
	Grant Stevenson	5	'05-06
	Brad Stuart	5	'99-00
	Pat Falloon	5	'91-92
	Jeff Friesen	5	'94-95
	Rob Gaudreau	5	'92-93
9.	Matt Nieto	4	'13-14
	Ryane Clowe	4	'06-07
	Milan Michalek	4	'05-06
	Marcus Ragnarsson	4	'95-96
	Dale Craigwell	4	'91-92

SHORTHANDED GOALS

1.	Torrey Mitchell	2	'07-08
	Rob Gaudreau	2	'92-93
3.	Tomas Plihal	1	'08-09
	Steve Bernier	1	'05-06
	Brad Stuart	1	'99-00
	Jeff Friesen	1	'94-95
	Dody Wood	1	'95-96
	Shean Donovan	1	'95-96



ROOKIE SINGLE SEASON LEADERS

Active players on Sharks Roster in **bold**



Matt Nieto

GAME-WINNING GOALS

1. Logan Couture	8	'10-11
2. Niko Dimitrakos	4	'03-04
3. Tomas Hertl	3	'13-14
Andrew Desjardins	3	'11-12
Joe Pavelski	3	'06-07
Ryane Clowe	3	'06-07
Jonathan Cheechoo	3	'02-03
Marco Sturm	3	'97-98
9. Matt Nieto	2	'13-14
Melker Karlsson	2	'14-15
Barclay Goodrow	2	'14-15
Devin Setoguchi	2	'07-08
Milan Michalek	2	'05-06
Marcel Goc	2	'05-06
Grant Stevenson	2	'05-06
Jeff Jillson	2	'01-02
Matt Bradley	2	'01-02
Patrick Marleau	2	'97-98
Andrei Zyuzin	2	'97-98
Shean Donovan	2	'95-96
Dale Craigwell	2	'91-92
Jeff Friesen	2	'94-95
Tom Pederson	2	'92-93

SHOTS

1. Logan Couture	253	'10-11
2. Rob Gaudreau	191	'92-93
3. Pat Falloon	181	'91-92
4. Milan Michalek	159	'05-06
5. Brad Stuart	133	'99-00
6. Matt Nieto	124	'13-14
7. Marco Sturm	118	'97-98
8. Niko Dimitrakos	116	'03-04
9. Joe Pavelski	111	'06-07
Matt Carle	111	'06-07

HAT TRICKS

1. Rob Gaudreau	2	'92-93
2. Tomas Hertl	1	'13-14
Ryane Clowe	1	'06-07
Alexei Yegorov	1	'95-96

POINTS BY DEFENSEMAN

1. Matt Carle	42	'06-07
2. Marcus Ragnarsson	39	'95-96
3. Brad Stuart	36	'99-00
4. David Williams	28	'91-92
5. Marc-Edouard Vlasic	26	'06-07
6. Sandis Ozolinsh	23	'92-93
7. Jason Demers	21	'09-10
8. Tom Pederson	20	'92-93
9. Jim Fahey	19	'02-03
Tom Preissing	19	'03-04



TEAM STATISTICS BY SEASON



Rob Blake

Franchise best in **bold**

OVERALL RECORD

2015-16	46-30-6	(98 points)
2014-15	40-33-9	(89 points)
2013-14	51-22-9	(111 points)
2012-13	25-16-7	(57 points)
2011-12	43-29-10	(96 points)
2010-11	48-25-9	(105 points)
2009-10	51-20-11	(113 points)
2008-09*	53-18-11	(117 points)
2007-08	49-23-10	(108 points)
2006-07	51-26-5	(107 points)
2005-06	44-27-11	(99 points)
2003-04	43-21-12-6	(104 points)
2002-03	28-37-9-8	(73 points)
2001-02	44-27-8-3	(99 points)
2000-01	40-27-12-3	(95 points)
1999-00	35-30-10-7	(87 points)
1998-99	31-33-18	(80 points)
1997-98	34-38-10	(78 points)
1996-97	27-47-8	(62 points)
1995-96	20-55-7	(47 points)
1994-95	19-25-4	(42 points)
1993-94	33-35-16	(82 points)
1992-93	11-71-2	(24 points)
1991-92	17-58-5	(39 points)

* — Presidents' Trophy

HOME RECORD

2015-16	18-20-3	(39 points)
2014-15	19-17-5	(43 points)
2013-14	29-7-5	(63 points)
2012-13	17-2-5	(39 points)
2011-12	26-12-3	(55 points)
2010-11	25-11-5	(55 points)
2009-10	27-6-8	(62 points)
2008-09	32-5-4 (led NHL)	(68 points)
2007-08	22-13-6	(50 points)
2006-07	25-12-4	(54 points)
2005-06	25-9-7	(57 points)

2003-04	24-8-7-2	(57 points)
2002-03	17-16-5-3	(42 points)
2001-02	25-11-3-2	(55 points)
2000-01	22-14-4-1	(49 points)
1999-00	21-14-3-3	(48 points)
1998-99	17-15-9	(43 points)
1997-98	17-19-5	(39 points)
1996-97	14-23-4	(32 points)
1995-96	12-26-3	(27 points)
1994-95	10-13-1	(21 points)
1993-94	19-13-10	(48 points)
1992-93	8-33-1	(17 points)
1991-92	14-23-3	(31 points)

ROAD RECORD

2015-16	28-10-3 (led NHL)	(59 points)
2014-15	21-16-4	(46 points)
2013-14	22-15-4	(48 points)
2012-13	8-14-2	(18 points)
2011-12	17-17-7	(41 points)
2010-11	23-14-4	(50 points)
2009-10	24-14-3	(51 points)
2008-09	21-13-7	(49 points)
2007-08	27-10-4 (led NHL)	(58 points)
2006-07	26-14-1 (led NHL)	(53 points)
2005-06	19-18-4	(42 points)
2003-04	19-13-5-4	(47 points)
2002-03	11-21-4-5	(31 points)
2001-02	19-16-5-1	(44 points)
2000-01	18-13-8-2	(46 points)
1999-00	14-20-7-4	(39 points)
1998-99	14-18-9	(37 points)
1997-98	17-19-5	(39 points)
1996-97	13-24-4	(30 points)
1995-96	8-29-4	(20 points)
1994-95	9-12-3	(21 points)
1993-94	14-22-6	(34 points)
1992-93	3-38-1	(7 points)
1991-92	3-35-2	(8 points)



TEAM STATISTICS BY SEASON

GOALS FOR

2015-16	241	(2.94 avg.)
2014-15	228	(2.80 avg.)
2013-14	249	(3.04 avg.)
2012-13	116	(2.42 avg.)
2011-12	219	(2.67 avg.)
2010-11	243	(2.96 avg.)
2009-10	257	(3.13 avg.)
2008-09	251	(3.06 avg.)
2007-08	216	(2.63 avg.)
2006-07	256	(3.12 avg.)
2005-06	265	(3.23 avg.)
2003-04	219	(2.67 avg.)
2002-03	214	(2.60 avg.)
2001-02	248	(3.02 avg.)
2000-01	217	(2.65 avg.)
1999-00	225	(2.74 avg.)
1998-99	196	(2.39 avg.)
1997-98	210	(2.56 avg.)
1996-97	211	(2.57 avg.)
1995-96	252	(3.07 avg.)
1994-95	129	(2.69 avg.)
1993-94	252	(3.00 avg.)
1992-93	218	(2.60 avg.)
1991-92	219	(2.74 avg.)

GOALS AGAINST

2015-16	210	(2.56 avg.)
2014-15	232	(2.83 avg.)
2013-14	200	(2.44 avg.)
2012-13	112	(2.33 avg.)
2011-12	205	(2.50 avg.)
2010-11	208	(2.54 avg.)
2009-10	209	(2.55 avg.)
2008-09	199	(2.43 avg.)
2007-08	187	(2.28 avg.)
2006-07	197	(2.40 avg.)
2005-06	235	(2.87 avg.)
2003-04	183	(2.23 avg.)
2002-03	239	(2.91 avg.)
2001-02	199	(2.42 avg.)
2000-01	192	(2.34 avg.)
1999-00	214	(2.61 avg.)
1998-99	191	(2.33 avg.)
1997-98	216	(2.63 avg.)
1996-97	278	(3.39 avg.)
1995-96	357	(4.35 avg.)
1994-95	161	(3.35 avg.)
1993-94	265	(3.15 avg.)
1992-93	414	(4.93 avg.)
1991-92	359	(4.49 avg.)

SHOTS FOR

2015-16	2,491	(30.4 avg.)
2014-15	2,591	(31.6 avg.)
2013-14	2,851	(34.8 avg.)
2012-13	1,526	(31.8 avg.)
2011-12	2,773	(33.8 avg.)
2010-11	2,832	(34.5 avg.)
2009-10	2,601	(31.7 avg.)
2008-09	2,720	(33.2 avg.)
2007-08	2,428	(29.6 avg.)
2006-07	2,346	(28.6 avg.)
2005-06	2,483	(30.1 avg.)
2003-04	2,300	(28.0 avg.)
2002-03	2,303	(28.0 avg.)
2001-02	2,228	(27.1 avg.)
2000-01	2,266	(27.6 avg.)
1999-00	2,248	(27.4 avg.)
1998-99	2,143	(26.1 avg.)
1997-98	2,169	(26.5 avg.)
1996-97	2,277	(27.8 avg.)
1995-96	2,143	(26.1 avg.)
1994-95	1,152	(24.0 avg.)
1993-94	2,101	(25.0 avg.)
1992-93	2,384	(28.4 avg.)
1991-92	2,340	(29.3 avg.)

SHOTS AGAINST

2015-16	2,247	(27.4 avg.)
2014-15	2,436	(29.7 avg.)
2013-14	2,281	(27.8 avg.)
2012-13	1,390	(29.0 avg.)
2011-12	2,342	(28.6 avg.)
2010-11	2,369	(28.9 avg.)
2009-10	2,571	(31.3 avg.)
2008-09	2,228	(27.1 avg.)
2007-08	1,981	(24.1 avg.)
2006-07	2,149	(26.2 avg.)
2005-06	2,180	(26.6 avg.)
2003-04	2,373	(28.9 avg.)
2002-03	2,392	(29.2 avg.)
2001-02	2,335	(28.5 avg.)
2000-01	2,169	(26.5 avg.)
1999-00	2,357	(27.4 avg.)
1998-99	2,217	(27.0 avg.)
1997-98	2,020	(24.6 avg.)
1996-97	2,398	(29.2 avg.)
1995-96	2,716	(33.1 avg.)
1994-95	1,517	(31.6 avg.)
1993-94	2,389	(28.4 avg.)
1992-93	3,080	(36.7 avg.)
1991-92	2,900	(36.3 avg.)



TEAM STATISTICS BY SEASON



Mike Grier

PENALTY MINUTES

2015-16	727	(8.9 avg.)	2003-04	9
2014-15	760	(9.3 avg.)	2002-03	5
2013-14	737	(9.0 avg.)	2001-02	15
2012-13	521	(10.9 avg.)	2000-01	8
2011-12	792	(9.6 avg.)	1999-00	16
2010-11	931	(11.4 avg.)	1998-99	8
2009-10	1,155	(14.1 avg.)	1997-98	10
2008-09	1,053	(12.8 avg.)	1996-97	9
2007-08	1,075	(13.1 avg.)	1995-96	15
2006-07	955	(11.6 avg.)	1994-95	6
2005-06	1,058	(12.9 avg.)	1993-94	6
2003-04	1,091	(13.3 avg.)	1992-93	13
2002-03	1,112	(13.5 avg.)	1991-92	11
2001-02	1,249	(15.2 avg.)		
2000-01	1,364	(16.6 avg.)		
1999-00	1,292	(15.8 avg.)		
1998-99	1,423	(17.4 avg.)		
1997-98	1,397	(17.0 avg.)		
1996-97	2,085	(25.4 avg.)		
1995-96	1,480	(18.0 avg.)		
1994-95	840	(17.5 avg.)		
1993-94	1,343	(16.0 avg.)		
1992-93	2,134	(25.4 avg.)		
1991-92	1,894	(23.7 avg.)		

SHORTHANDED GOALS ALLOWED

2015-16	6	2015-16	7
2014-15	4	2014-15	5
2013-14	8	2013-14	5
2012-13	3	2012-13	4
2011-12	3	2011-12	4
2010-11	6	2010-11	7
2009-10	8	2009-10	9
2008-09	12	2008-09	11
2007-08	7	2007-08	9
2006-07	7	2006-07	4
2005-06	10	2005-06	11
		2003-04	9
		2002-03	10
		2001-02	6
		2000-01	10
		1999-00	4
		1998-99	4
		1997-98	5
		1996-97	11
		1995-96	20
		1994-95	5
		1993-94	13
		1992-93	15
		1991-92	17

SHORTHANDED GOALS



TEAM STATISTICS BY SEASON

POWER PLAY PERCENTAGE

2015-16	22.5%	(62-275)
2014-15	21.6%	(55-254)
2013-14	17.2%	(50-291)
2012-13	20.1%	(34-169)
2011-12	21.1%	(57-270)
2010-11	23.5%	(68-289)
2009-10	21.0%	(65-309)
2008-09	24.2%	(87-360)
2007-08	18.8%	(70-372)
2006-07	22.4%	(92-410)
2005-06	18.2%	(91-500)
2003-04	16.6%	(56-337)
2002-03	18.1%	(68-375)
2001-02	16.0%	(59-369)
2000-01	14.0%	(57-406)
1999-00	16.4%	(62-377)
1998-99	13.3%	(53-399)
1997-98	13.5%	(54-400)
1996-97	14.3%	(50-349)
1995-96	16.1%	(62-385)
1994-95	11.8%	(24-203)
1993-94	16.0%	(68-424)
1992-93	16.1%	(66-409)
1991-92	17.1%	(64-374)

TEAM SHUTOUTS

2015-16	9
2014-15	8
2013-14	6
2012-13	5
2011-12	6
2010-11	6
2009-10	3
2008-09	9
2007-08	7
2006-07	11
2005-06	5
2003-04	11
2002-03	5
2001-02	9
2000-01	9
1999-00	5
1998-99	8
1997-98	7
1996-97	1
1995-96	0
1994-95	5
1993-94	3
1992-93	1
1991-92	0

PENALTY KILLING PERCENTAGE

2015-16	80.5%	(46-236)
2014-15	78.5%	(48-223)
2013-14	84.9%	(33-219)
2012-13	85.0%	(22-147)
2011-12	76.9%	(52-225)
2010-11	79.6%	(56-274)
2009-10	85.0%	(49-327)
2008-09	83.3%	(51-306)
2007-08	85.8% (led NHL)	(44-310)
2006-07	83.3%	(55-330)
2005-06	80.7%	(77-399)
2003-04	85.3%	(47-319)
2002-03	81.0%	(68-358)
2001-02	85.8%	(54-381)
2000-01	86.2%	(61-441)
1999-00	83.6%	(61-372)
1998-99	85.0%	(61-407)
1997-98	85.2%	(59-398)
1996-97	83.9%	(66-409)
1995-96	76.6%	(93-397)
1994-95	81.3%	(39-208)
1993-94	78.6%	(77-360)
1992-93	76.7%	(113-483)
1991-92	78.1%	(89-407)

POINTS PERCENTAGE

2015-16	.598
2014-15	.543
2013-14	.677
2012-13	.594
2011-12	.585
2010-11	.640
2009-10	.689
2008-09	.713 (led NHL)
2007-08	.659
2006-07	.652
2005-06	.604
2003-04	.634
2002-03	.445
2001-02	.603
2000-01	.579
1999-00	.530
1998-99	.488
1997-98	.476
1996-97	.378
1995-96	.329
1994-95	.438
1993-94	.488
1992-93	.143
1991-92	.244



SPECIAL TEAMS BY SEASON

POWER PLAY

SEASON	PPG	HOME ATT	PCT.	PPG	ROAD ATT	PCT.	PPG	TOTAL ATT	PCT.
2015-16	33	148	22.3	29	127	22.8	62	275	22.5
2014-15	30	126	23.8	25	128	19.5	55	254	21.6
2013-14	26	162	16.0	24	129	18.6	50	291	17.2
2012-13	21	82	25.6	13	87	14.9	34	169	20.1
2011-12	29	139	20.9	28	131	21.4	57	270	21.1
2010-11	41	153	26.8*	27	136	19.9	68	289	23.5
2009-10	31	158	19.6	34	151	22.5	65	309	21.0
2008-09	41	197	20.8	46	163	28.2*	87	360	24.2
2007-08	39	206	18.9	31	166	18.7	70	372	18.8
2006-07	53	223	23.8	39	187	20.9	92	410	22.4
2005-06	48	257	18.7	43	243	17.7	91	500	18.2
2003-04	29	172	16.9	27	165	16.4	56	337	16.6
2002-03	37	190	19.5	31	185	16.8	68	375	18.1
2001-02	35	195	17.9	24	174	13.8	59	369	16.0
2000-01	32	219	14.6	25	187	13.4	57	406	14.0
1999-00	34	204	16.7	28	173	16.2	62	377	16.4
1998-99	23	199	11.6	30	200	15.0	53	399	13.3
1997-98	26	219	11.9	28	181	15.5	54	400	13.5
1996-97	29	175	16.6	21	174	12.1	50	349	14.3
1995-96	30	199	15.1	32	186	17.2	62	385	16.1
1994-95	14	114	12.3	10	89	11.2	24	203	11.8
1993-94	38	236	16.1	30	188	16.0	68	424	16.0
1992-93	41	225	18.2	25	184	13.6	66	409	16.1
1991-92	36	204	17.6	28	170	16.5	64	374	17.1
TOTALS	763	4254	18.3	649	3777	17.2	1273	7317	17.7

PENALTY KILLING

SEASON	PPGA	HOME TSH	PCT.	PPGA	ROAD TSH	PCT.	PPGA	TOTAL TSH	PCT.
2015-16	26	115	77.4	20	121	83.5	46	236	80.5
2014-15	22	107	79.4	26	116	77.6	48	223	78.5
2013-14	16	122	86.9	17	97	82.5	33	219	84.9
2012-13	8	64	87.5	14	83	83.1	22	147	85.0
2011-12	28	105	73.3	24	120	80.0	52	225	76.9
2010-11	26	124	79.0	30	150	80.0	56	274	79.6
2009-10	22	151	85.4	27	176	84.7	49	327	85.0
2008-09	20	135	85.2	31	171	81.9	51	306	83.3
2007-08	27	149	81.9	17	161	89.4*	44	310	85.8*
2006-07	23	167	86.2	32	163	80.4	55	330	83.3
2005-06	36	169	81.7	41	203	79.8	77	399	80.7
2003-04	13	145	91.0	34	174	80.5	47	319	85.3
2002-03	34	169	79.9	34	189	82.0	68	358	81.0
2001-02	22	170	87.1	32	211	84.8	54	381	85.8
2000-01	34	197	82.7	27	244	88.9	61	441	86.2
1999-00	31	188	83.5	30	184	83.7	61	372	83.6
1998-99	27	215	87.4	34	192	82.3	61	407	85.0
1997-98	32	191	83.2	27	207	87.0	59	398	85.2
1996-97	33	189	82.5	33	220	85.0	66	409	83.9
1995-96	45	191	76.4	48	206	76.7	93	397	76.6
1994-95	17	96	82.3	22	112	80.4	39	208	81.3
1993-94	40	181	77.9	37	179	79.3	77	360	78.6
1992-93	58	231	74.9	55	252	78.2	113	483	76.6
1991-92	35	211	83.4	54	196	72.4	89	407	78.1
TOTALS	649	3667	82.6	726	4006	81.8	1375	7700	82.2

* — led NHL



HAT TRICKS

Active players on Sharks Roster in **bold**

SHARKS (54)

GOALS	PLAYER	DATE	GAME	SCORE	GOALTENDER(S)
3	Logan Couture	Mar. 29, 2016	at Vancouver	4-1 W	Markstrom (2), Empty Net (1)
3	Joel Ward	Oct. 24, 2015	vs. Carolina	5-2 W	Eddie Lack (2), Empty Net (1)
3	Joe Pavelski	Feb. 13, 2015	at Arizona	4-2 W	Mike Smith (3)
3	Martin Havlat	Apr. 11, 2014	vs. Colorado	5-1 W	Jean-Sebastien Giguere (3)
3	Joe Pavelski	Mar. 25, 2014	at Edmonton	5-2 W	Ben Scrivens (3)
3	Joe Pavelski	Feb. 27, 2014	at Philadelphia	7-3 W	Steve Mason (2), Ray Emery (1)
3	Joe Pavelski	Jan. 18, 2014	at Tampa Bay	5-4 W	Ben Bishop
3	Brent Burns	Nov. 29, 2013	vs. St. Louis	6-3 W	Brian Elliot (2), Jaroslav Halak (1)
4	Tomas Hertl	Oct. 8, 2013	vs. NY Rangers	9-2 W	Henrik Lundqvist (1), Martin Biron (3)
3	Patrick Marleau	Nov. 20, 2011	at Colorado	4-1 W	J.S. Giguere (2), Empty Net (1)
3	Devin Setoguchi	Feb. 19, 2011	vs. Colorado	4-0 W	Peter Budaj
3	Joe Thornton	Oct. 27, 2010	vs. New Jersey	5-2 W	Martin Brodeur
3	Patrick Marleau	Nov. 27, 2009	at Edmonton	5-4 W (SO)	Jeff Deslauriers
3	Dany Heatley	Nov. 20, 2009	vs. Philadelphia	6-3 W	Ray Emery
3	Dany Heatley	Oct. 8, 2009	vs. Columbus	6-3 W	Steve Mason (2), Mathieu Garon (1)
3	Joe Thornton	Mar. 25, 2008	at Phoenix	4-5 L (OT)	Ilya Bryzgalov
3	Jonathan Cheechoo	Feb. 9, 2008	vs. Nashville	4-3 W	Chris Mason
3	Jonathan Cheechoo	April 1, 2007	vs. Los Angeles	6-2 W	Sean Burke
3	Jonathan Cheechoo	Mar. 22, 2007	at Atlanta	5-1 W	Kari Lehtonen (2), Johan Hedberg (1)
3	Bill Guerin	Mar. 13, 2007	vs. Chicago	7-1 W	Patrick Lalime
3	Ryane Clowe	Jan. 6, 2007	vs. Columbus	5-2 W	Fredrik Norrena
3	Patrick Marleau	Nov. 9, 2006	at Los Angeles	7-3 W	Mathieu Garon
3	Jonathan Cheechoo	Oct. 12, 2006	at Edmonton	4-6 L	Dwayne Roloson
3	Jonathan Cheechoo	April 15, 2006	vs. Anaheim	6-3 W	J.S. Giguere (2), Ilya Bryzgalov (0), Empty Net (1)
3	Jonathan Cheechoo	Mar. 13, 2006	vs. Los Angeles	4-3 W	Mathieu Garon
3	Jonathan Cheechoo	Feb. 1, 2006	at Anaheim	6-4 W	Ilya Bryzgalov
3	Jonathan Cheechoo	Jan. 5, 2006	vs. Columbus	6-3 W	Marc Denis
3	Jonathan Cheechoo	Dec. 20, 2005	vs. Anaheim	4-2 W	J.S. Giguere
3	Alyn McCauley	Nov. 1, 2003	at Florida	6-2 W	Steve Shields
3	Patrick Marleau	April 6, 2002	vs. Detroit	6-3 W	Manny Legace
3	Mike Ricci	April 7, 2001	vs. Dallas	4-5 L (OT)	Ed Belfour
3	Teemu Selanne	Mar. 29, 2001	vs. Anaheim	7-4 W	Jean-Sebastien Giguere (2), Empty Net (1)
3	Scott Thornton	Mar. 7, 2001	at Florida	3-3 T	Roberto Luongo
3	Todd Harvey	Dec. 18, 2000	at Washington	5-3 W	Olaf Kolzig (2), Empty Net (1)
3	Jeff Friesen	Oct. 4, 1999	vs. Chicago	7-1 W	Joceylin Thibault (1), Steve Passmore (2)
3	Owen Nolan	Oct. 4, 1999	vs. Chicago	7-1 W	Jocelyn Thibault
3	Vincent Damphousse	April 3, 1999	vs. Vancouver	5-2 W	Garth Snow (2), Empty Net (1)
3	Marco Sturm	Dec. 23, 1998	at Edmonton	5-3 W	Bob Essensa (1), Mikhail Shtalenkov (1), Empty Net (1)
3	Tony Granato	April 4, 1997	vs. Colorado	7-6 W	Craig Billington
3	Owen Nolan	Oct. 27, 1996	at Chicago	6-2 W	Jimmy Waite (2), E. Belfour (1)
3	Tony Granato	Oct. 6, 1996	at Los Angeles	7-6 W	Stephane Fiset
3	Jeff Friesen	Mar. 20, 1996	at Winnipeg	7-1 W	Nikolai Khabibulin (2), Dominic Roussel (1)
3	Alexei Yegorov	Feb. 20, 1996	at Calgary	3-5 L	Rick Tabaracci
3	Kevin Miller	Jan. 30, 1996	vs. Hartford	8-2 W	Sean Burke (1), Jason Muzzatti (2)
3	Ray Sheppard	Jan. 13, 1996	at Pittsburgh	10-8 W	Tom Barrasso
4	Owen Nolan	Dec. 19, 1995	at Anaheim	7-4 W	Guy Hebert (1), Mikhail Shtalenkov (3)
3	Ulf Dahlen	April 2, 1994	vs. Vancouver	7-4 W	Kay Whitmore
3	Sergei Makarov	Mar. 29, 1994	vs. Winnipeg	9-4 W	Tim Cheveldae
3	Igor Larionov	Mar. 25, 1994	at Winnipeg	8-3 W	Tim Cheveldae



HAT TRICKS

Active players on Sharks Roster in **bold**

GOALS	PLAYER	DATE	GAME	SCORE	GOALTENDER(S)
3	Rob Gaudreau	Feb. 6, 1994	at Dallas	7-1 W	D. Wakaluk (2), Andy Moog (1)
3	Igor Larionov	Jan. 15, 1994	vs. Hartford	8-2 W	Sean Burke
3	Johan Garpenlov	April 1, 1993	vs. Winnipeg	5-9 L	Bob Essensa
3	Rob Gaudreau	Dec. 12, 1992	vs. Quebec	7-8 L	Ron Hextall
3	Rob Gaudreau	Dec. 3, 1992	vs. Hartford	5-7 L	Sean Burke

OPPONENTS (78)

GOALS	PLAYER	DATE	GAME	SCORE	GOALTENDER(S)
3	Nathan MacKinnon	Dec. 28, 2015	vs. Colorado	3-6 L	Martin Jones (3)
3	T.J. Oshie	Jan. 3, 2015	vs. St. Louis	7-2 L	Antti Niemi (2); Alex Stalock (1)
3	Tyler Seguin	Nov. 8, 2014	at Dallas	5-3 W	Alex Stalock
4	Martin St.Louis	Jan. 18, 2014	at Tampa Bay	5-4 W	Antti Niemi
3	Vladimir Sobotka	Mar. 9, 2013	vs. St. Louis	3-4 OT	Antti Niemi
3	Jeff Carter	Feb. 21, 2012	at Columbus	3-6 L	Antti Niemi (1), Thomas Greiss (2)
3	Olli Jokinen	Feb. 8, 2012	vs. Calgary	3-4 L	Antti Niemi
3	Corey Perry	April 6, 2011	at Anaheim	2-6 L	Antero Niittymaki
3	Rick Nash	Nov. 20, 2010	vs. Columbus	0-3 L	Antero Niittymaki
3	Steve Ott	Mar. 31, 2010	at Dallas	1-5 L	Evgeni Nabokov
3	Owen Nolan	Jan. 30, 2008	at Calgary	4-5 L	Evgeni Nabokov
3	Bill Guerin	Feb. 13, 2007	at St. Louis	6-5 W	Vesa Toskala
3	Jeremy Roenick	Dec. 30, 2006	at Phoenix	0-8 L	Evgeni Nabokov (1), Vesa Toskala (2)
3	Ryan Smyth	Oct. 12, 2006	at Edmonton	4-6 L	Evgeni Nabokov
3	Steven Reinprecht	Apr. 1, 2006	vs. Phoenix	3-4 L OT	Vesa Toskala
3	Mathieu Schneider	Nov. 26, 2005	vs. Detroit	6-7 L	Evgeni Nabokov
3	Brian Rolston	Nov. 5, 2005	vs. Minnesota	1-3 L	Nolan Schaefer (2), Empty Net (1)
3	Steve Sullivan	Feb. 18, 2004	at Nashville	3-7 L	Evgeni Nabokov
3	Josef Vasicek	Oct. 28, 2003	at Carolina	0-3 L	Vesa Toskala
3	Steven Reinprecht	Jan. 4, 2003	vs. Colorado	1-6 L	Evgeni Nabokov (1), Miikka Kiprusoff (2)
3	Tyler Arnason	Dec. 28, 2002	vs. Chicago	3-3 T	Evgei Nabokov
3	Andreas Johansson	Nov. 27, 2002	at Nashville	2-4 L	Evgeni Nabokov
3	Markus Naslund	Oct. 21, 2002	vs. Vancouver	2-5 L	Vesa Toskala (1), Miikka Kiprusoff (2)
3	Espen Knutsen	Jan. 24, 2002	at Columbus	2-6 L	Evgeni Nabokov (2), Miikka Kiprusoff (1)



HAT TRICKS

Active players on Sharks Roster in **bold**

GOALS	PLAYER	DATE	GAME	SCORE	GOALTENDER(S)
3	Patrik Elias	Oct. 18, 2001	at New Jersey	1-6 L	Evgeni Nabokov (2), Miikka Kiprusoff (1)
3	Brendan Shanahan	Oct. 4, 2001	vs. Detroit	3-4 L OT	Evgeni Nabokov
3	Paul Kariya	Mar. 29, 2001	vs. Anaheim	7-4 W	Evgeni Nabokov (2), Miikka Kiprusoff (1)
3	Tomas Holmstrom	Mar. 18, 2001	vs. Detroit	4-6 L	Evgeni Nabokov (2), Miikka Kiprusoff (1)
3	Daniel Alfredsson	Mar. 1, 2001	at Ottawa	4-8 L	Evgeni Nabokov (1), Steve Shields (2)
3	Harold Druken	Dec. 8, 2000	vs. Vancouver	1-6 L	Evgeni Nabokov (1), Steve Shields (2)
3	Theoren Fleury	Oct. 10, 1998	vs. Calgary	3-2 L	Mike Vernon
3	Keith Tkachuk	Dec. 26, 1997	vs. Phoenix	0-4 L	Kelly Hrudey (1), Mike Vernon (2)
3	Teemu Selanne	Nov. 10, 1997	at Anaheim	6-4 W	Mike Vernon
3	Zigmund Palffy	Oct. 16, 1997	vs. NY Islanders	2-5 L	Mike Vernon
3	Brendan Shanahan	Feb. 12, 1997	at Detroit	1-7 L	Wade Flaherty
3	Teemu Selanne	Nov. 1, 1996	at Anaheim	3-4 L	Kelly Hrudey
3	John LeClair	Mar. 17, 1996	at Philadelphia	2-8 L	Geoff Sarjeant
3	Brett Hull	Mar. 15, 1996	vs. St. Louis	2-4 L	Terreri (1), Sarjeant (2)
3	Brian Bellows	Mar. 1, 1996	vs. Tampa Bay	3-7 L	Wade Flaherty
3	Jason Wiemer	Mar. 1, 1996	vs. Tampa Bay	3-7 L	Wade Flaherty
3	Teemu Selanne	Feb. 25, 1996	at Anaheim	3-4 L	Chris Terreri
3	Gary Roberts	Feb. 20, 1996	at Calgary	3-5 L	Chris Terreri
3	Valeri Kamensky	Dec. 5, 1995	at Colorado	2-12 L	Chris Terreri (2), Wade Flaherty (1)
3	Cliff Ronning	Dec. 1, 1995	at Vancouver	2-7 L	Chris Terreri (2), Wade Flaherty (1)
3	Ron Francis	Nov. 10, 1995	vs. Pittsburgh	1-9 L	Arturs Irbe (2), Wade Flaherty (1)
3	Donald Audette	Nov. 8, 1995	at Buffalo	2-7 L	Wade Flaherty
3	Alexander Mogilny	Oct. 14, 1995	vs. Vancouver	6-7 L	Wade Flaherty
3	Joe Nieuwendyk	April 10, 1995	at Calgary	3-8 L	Wade Flaherty (3), Arturs Irbe
3	Nelson Emerson	Mar. 28, 1995	vs. Winnipeg	6-5 W	Arturs Irbe (3), Wade Flaherty
3	Bernie Nicholls	Mar. 21, 1995	vs. Chicago	3-7 L	Wade Flaherty
3	Mike Modano	Feb. 21, 1994	vs. Dallas	3-6 L	Jimmy Waite
5	Mike Ricci	Feb. 17, 1994	vs. Quebec	2-8 L	Arturs Irbe (3), Jimmy Waite (2)
3	Mikael Renberg	Feb. 15, 1994	vs. Philadelphia	4-6 L	Arturs Irbe
3	Patrick Flatley	Feb. 1, 1994	at N.Y. Islanders	4-5 L	Arturs Irbe
3	Vyacheslav Kozlov	Jan. 6, 1994	vs. Detroit	3-10 L	Arturs Irbe (2), Jimmy Waite (1)
3	Ray Sheppard	Jan. 6, 1994	vs. Detroit	3-10 L	Arturs Irbe (2), Jimmy Waite (1)
3	Scott Young	Dec. 19, 1993	at Quebec	5-7 L	Jimmy Waite
3	Kevin Miller	Oct. 21, 1993	at St. Louis	2-5 L	Jimmy Waite
3	Stephane Richer	Mar. 29, 1993	at New Jersey	0-5 L	Jeff Hackett
3	Ronnie Stern	Feb. 10, 1993	at Calgary	1-13 L	Arturs Irbe (2), Jeff Hackett (1)
3	Robert Reichel	Feb. 10, 1993	at Calgary	1-13 L	Arturs Irbe (2), Jeff Hackett (1)
3	Bob Kudelski	Jan. 10, 1993	at Ottawa	2-3 L	Jeff Hackett
3	Scott Young	Dec. 12, 1992	vs. Quebec	7-8	Brian Hayward
3	Mike Donnelly	Nov. 8, 1992	vs. Los Angeles	4-11 L	Arturs Irbe
3	Jari Kurri	Nov. 8, 1992	vs. Los Angeles	4-11 L	Arturs Irbe
3	Luc Robitaille	Nov. 8, 1992	vs. Los Angeles	4-11 L	Arturs Irbe
3	Rick Tocchet	Mar. 6, 1992	vs. Pittsburgh	3-7 L	Jarmo Myllys
3	Jimmy Carson	Feb. 15, 1992	at Detroit	1-11 L	Arturs Irbe (3), Jarmo Myllys
3	Dale Hawerchuk	Feb. 14, 1992	at Buffalo	6-7 L	Jarmo Myllys
3	Stephan Lebeau	Feb. 12, 1992	at Montreal	1-6	Jeff Hackett
3	John Druce	Feb. 9, 1992	at Washington	2-6 L	Jeff Hackett (3), Jarmo Myllys
3	John Cullen	Feb. 4, 1992	vs. Hartford	6-5 W	Jeff Hackett
3	Igor Larionov	Dec. 28, 1991	vs. Vancouver	2-3 L	Jeff Hackett
3	Kevin Stevens	Dec. 5, 1991	vs. Pittsburgh	0-8 L	Jeff Hackett, Arturs Irbe (1),
3	Wayne Gretzky	Nov. 23, 1991	at Los Angeles	4-6 L	Arturs Irbe
3	Pat Lafontaine	Nov. 12, 1991	vs. Buffalo	1-7 L	Arturs Irbe (1), Jeff Hackett (2)
3	Bob Kudelski	Oct. 16, 1991	at Los Angeles	5-8 L	Jeff Hackett



SHUTOUTS

Active players on Sharks Roster in **bold**

SHARKS(139)

DATE	OPPONENT	GOALTENDER	SCORE	SAVES
Apr. 9, 2016	vs Arizona	Martin Jones	1-0	20
Apr. 5, 2016	at Minnesota	James Reimer	3-0	29
Mar. 20, 2016	vs Arizona	James Reimer	3-0	25
Mar. 8, 2016	at Edmonton	James Reimer	3-0	31
Feb. 9, 2016	at Chicago	Martin Jones	2-0	33
Jan. 9, 2016	vs Toronto	Martin Jones	7-0	28
Nov. 19, 2015	at Philadelphia	Martin Jones	1-0 SO	34
Oct. 13, 2015	at Washington	Martin Jones	5-0	31
Oct. 10, 2015	vs Anaheim	Martin Jones	2-0	27
Mar. 12, 2015	vs. Nashville	Antti Niemi	2-0	35
Mar. 2, 2015	vs. Montreal	Alex Stalock	4-0	20
Jan. 31, 2015	vs. Chicago	Antti Niemi	2-0	31
Dec. 31, 2014	at Anaheim	Antti Niemi	3-0	28
Dec. 13, 2014	vs. Nashville	Antti Niemi	2-0	29
Nov. 16, 2014	at Carolina	Troy Grosenick	2-0	45
Oct. 11, 2014	vs. Winnipeg	Alex Stalock	3-0	30
Oct. 8, 2014	at Los Angeles	Antti Niemi	4-0	34
Mar. 16, 2014	at NY Rangers	Antti Niemi	1-0	41
Mar. 8, 2014	vs. Montreal	Antti Niemi	4-0	27
Jan. 23, 2014	vs. Winnipeg	Alex Stalock	1-0	20
Jan. 16, 2014	at Florida	Alex Stalock	3-0	24
Oct. 26, 2013	at Montreal	Antti Niemi	2-0	22
Oct. 21, 2013	at Detroit	Antti Niemi	1-0 SO	24 (3/3 in shootout)
Apr. 15, 2013	at Phoenix	Antti Niemi	4-0 W	35
Mar. 28, 2013	vs. Detroit	Antti Niemi	2-0 W	27
Mar. 27, 2013	vs. Anaheim	Antti Niemi	4-0 W	22
Feb. 9, 2013	vs. Phoenix	Antti Niemi	0-1 SOL	21 (0/2 in shootout)
Mar. 31, 2012	vs. Dallas	Antti Niemi	3-0	22
Feb. 28, 2012	vs. Philadelphia	Antti Niemi	1-0	26
Jan. 31, 2012	vs. Columbus	Antti Niemi	6-0	30
Jan. 24, 2012	at Calgary	Antti Niemi	1-0	25
Jan. 12, 2012	at Winnipeg	Antti Niemi	2-0	24
Nov. 23, 2011	vs. Chicago	Antti Niemi	1-0	34
Mar. 31, 2011	vs. Dallas	Antti Niemi	6-0	29
Feb. 19, 2011	vs. Colorado	Antti Niemi	4-0	25
Feb. 8, 2011	at Washington	Antti Niemi	2-0	25
Feb. 5, 2011	at Boston	Antti Niemi	2-0	26
Jan. 1, 2011	at Los Angeles	Antti Niemi	1-0	29
Dec. 2, 2010	at Ottawa	Antti Niemi	4-0	28
Nov. 7, 2009	vs. Pittsburgh	Evgeni Nabokov	5-0	27
Oct. 12, 2009	vs. Phoenix	Evgeni Nabokov	0-1 SOL	30 (1/3 in shootout)
April 7, 2009	vs. Colorado	Evgeni Nabokov	1-0 SOW	20 (3/3 in shootout)
Mar. 15, 2009	at Anaheim	Evgeni Nabokov	1-0	34
Feb. 23, 2009	at Dallas	Evgeni Nabokov	1-0	29
Jan. 29, 2009	vs. Phoenix	Evgeni Nabokov	2-0	24
Jan. 27, 2009	at Colorado	Evgeni Nabokov	3-0	31
Dec. 23, 2008	vs. Vancouver	Evgeni Nabokov	5-0	33
Dec. 11, 2008	vs. Anaheim	Evgeni Nabokov	2-0	31
Oct. 25, 2008	at Tampa Bay	Brian Boucher	3-0	22
Oct. 12, 2008	at Los Angeles	Brian Boucher	1-0	21
Mar. 1, 2008	at St. Louis	Brian Boucher	2-0	24
Jan. 29, 2008	at Edmonton	Evgeni Nabokov	3-0	13
Dec. 28, 2007	at St. Louis	Evgeni Nabokov	1-0	26
Dec. 7, 2007	at Phoenix	Evgeni Nabokov	1-0	27
Nov. 15, 2007	at Phoenix	Evgeni Nabokov	6-0	15
Nov. 12, 2007	vs. Phoenix	Evgeni Nabokov	5-0	25
Oct. 20, 2007	vs. Nashville	Evgeni Nabokov	3-0	22



SHUTOUTS

Active players on Sharks Roster in **bold**

DATE	OPPONENT	GOALTENDER	SCORE	SAVES
Mar. 16, 2007	vs. Columbus	Evgeni Nabokov	3-0	35
Mar. 11, 2007	vs. Edmonton	Evgeni Nabokov	3-0	22
Mar. 6, 2007	at Minnesota	Evgeni Nabokov	3-0	26
Mar. 4, 2007	at Dallas	Evgeni Nabokov	4-0	26
Feb. 22, 2007	at Chicago	Evgeni Nabokov	2-0	21
Dec. 11, 2006	vs. Phoenix	Vesa Toskala	4-0	23
Nov. 28, 2006	at St. Louis	Vesa Toskala	2-0	29
Nov. 25, 2006	vs. New Jersey	Evgeni Nabokov	2-0	24
Oct. 23, 2006	at Columbus	Vesa Toskala	3-0	23
Oct. 17, 2006	vs. Dallas	Evgeni Nabokov	2-0	32
Oct. 7, 2006	vs. New York Islanders	Evgeni Nabokov	2-0	26
April 6, 2006	at Los Angeles	Vesa Toskala	5-0	14
Mar. 21, 2006	at St. Louis	Vesa Toskala	6-0	33
Jan. 12, 2006	at Ottawa	Evgeni Nabokov	2-0	40
Dec. 2, 2005	at Buffalo	Evgeni Nabokov, Nolan Schaefer	5-0	20
Nov. 4, 2005	at Anaheim	Nolan Schaefer	1-0	21
Mar. 31, 2004	at Los Angeles	Evgeni Nabokov	3-0	22
Mar. 26, 2004	at Phoenix	Vesa Toskala	3-0	30
Feb. 29, 2004	vs. St. Louis	Evgeni Nabokov	1-0	24
Feb. 5, 2004	vs. Phoenix	Evgeni Nabokov	5-0	20
Feb. 3, 2004	vs. Florida	Evgeni Nabokov	3-0	26
Jan. 24, 2004	vs. Minnesota	Evgeni Nabokov	4-0	24
Dec. 31, 2003	at Columbus	Evgeni Nabokov	1-0	26
Dec. 27, 2003	vs. Los Angeles	Evgeni Nabokov	5-0	25
Dec. 13, 2003	vs. Anaheim	Evgeni Nabokov	2-0	28
Nov. 21, 2003	at Phoenix	Evgeni Nabokov, Vesa Toskala	5-0	9
Oct. 16, 2003	vs. Philadelphia	Evgeni Nabokov	0-0 OT	26
Mar. 27, 2003	vs. Detroit	Vesa Toskala	3-0	25
Feb. 21, 2003	vs. Columbus	Evgeni Nabokov	6-0	29
Jan. 27, 2003	at Los Angeles	Evgeni Nabokov	3-0	32
Jan. 11, 2003	vs. Vancouver	Miikka Kiprusoff	3-0	29
Dec. 14, 2002	vs. Washington	Evgeni Nabokov	2-0	34
Mar. 9, 2002	vs. Vancouver	Miikka Kiprusoff	2-0	32
Feb. 10, 2002	vs. Carolina	Evgeni Nabokov	4-0	24



Miikka Kiprusoff



SHUTOUTS

Active players on Sharks Roster in **bold**

DATE	OPPONENT	GOALTENDER	SCORE	SAVES
Feb. 6, 2002	vs. Calgary	Evgeni Nabokov	2-0	27
Jan. 15, 2002	at Colorado	Evgeni Nabokov	1-0 (OT)	38
Jan. 5, 2002	vs. Florida	Mikhail Kiprusoff	6-0	28
Dec. 14, 2001	at Colorado	Evgeni Nabokov	3-0	38
Nov. 29, 2001	vs. Pittsburgh	Evgeni Nabokov	5-0	38
Oct. 27, 2001	vs. Columbus	Evgeni Nabokov	2-0	16
Oct. 6, 2001	vs. Minnesota	Evgeni Nabokov	0-0 (OT)	19
April 5, 2001	vs. Phoenix	Evgeni Nabokov	3-0	28
Mar. 26, 2001	at Los Angeles	Evgeni Nabokov	0-0 (OT)	27
Mar. 12, 2001	vs. Montreal	Evgeni Nabokov, Mikhail Kiprusoff	3-0	20
Feb. 16, 2001	at Nashville	Evgeni Nabokov	2-0	19
Feb. 14, 2001	at Chicago	Steve Shields	7-0	31
Feb. 8, 2001	at Vancouver	Steve Shields	0-0 (OT)	26
Dec. 20, 2000	at Detroit	Evgeni Nabokov	2-0	31
Dec. 4, 2000	at Calgary	Evgeni Nabokov	8-0	21
Nov. 11, 2000	at NY Islanders	Evgeni Nabokov	4-0	24
April 3, 2000	at Edmonton	Steve Shields	1-0	20
Feb. 11, 2000	at Atlanta	Steve Shields	3-0	24
Feb. 8, 2000	at Tampa Bay	Steve Shields	8-0	23
Jan. 19, 2000	at Colorado	Evgeni Nabokov	0-0 (OT)	39
Oct. 13, 1999	at Dallas	Steve Shields	2-0	35
April 6, 1999	at Phoenix	Steve Shields	1-0	33
April 2, 1999	at Vancouver	Steve Shields	7-0	18
Mar. 12, 1999	vs. Detroit	Steve Shields	2-0	26
Feb. 8, 1999	at Phoenix	Mike Vernon	3-0	27
Jan. 11, 1999	vs. Los Angeles	Mike Vernon	4-0	30
Dec. 26, 1998	vs. Vancouver	Steve Shields	2-0	25
Nov. 12, 1998	vs. Carolina	Mike Vernon	3-0	20
Nov. 4, 1998	vs. Dallas	Mike Vernon	4-0	21
April 7, 1998	vs. Calgary	Mike Vernon, Kelly Hrudey	6-0	13, 3
Mar. 6, 1998	at Anaheim	Mike Vernon	3-0	23
Feb. 4, 1998	at Edmonton	Mike Vernon	3-0	21
Dec. 18, 1997	vs. Vancouver	Mike Vernon	0-0 (OT)	21
Dec. 12, 1997	at Dallas	Kelly Hrudey	1-0	24
Nov. 20, 1997	at Philadelphia	Mike Vernon	3-0	28
Nov. 4, 1997	vs. Toronto	Mike Vernon	0-0 (OT)	19
Mar. 6, 1997	vs. Ottawa	Ed Belfour	2-0	29
April 28, 1995	vs. Los Angeles	Arturs Irbe	4-0	29
April 16, 1995	vs. Los Angeles	Arturs Irbe	2-0	22
April 7, 1995	vs. Edmonton	Wade Flaherty	5-0	26
Feb. 17, 1995	at Los Angeles	Arturs Irbe	2-0	37
Jan. 25, 1995	vs. Winnipeg	Arturs Irbe	4-0	28
Mar. 6, 1994	vs. Anaheim	Arturs Irbe	6-0	25
Feb. 13, 1994	vs. Chicago	Arturs Irbe	1-0	23
Nov. 27, 1993	vs. Anaheim	Arturs Irbe	1-0	15
Nov. 17, 1992	vs. Los Angeles	Arturs Irbe	6-0	39

OPPONENTS (120)

DATE	OPPONENT	GOALTENDER	SCORE	SAVES
Mar. 22, 2016	St. Louis	Brian Elliott	0-1	37
Mar. 10, 2016	vs. New Jersey	Keith Kinkaid	0-3	30
Dec. 12, 2015	vs. Minnesota	Darcy Kuemper	0-2	25
Dec. 4, 2015	at Anaheim	John Gibson	0-1	23
Nov. 7, 2015	vs. Anaheim	Anton Khudobin	0-1	31
Oct. 19, 2015	at NY Rangers	Antti Raanta	0-4	22
Mar. 21, 2015	at Montreal	Carey Price	0-2	29
Nov. 26, 2014	vs. Calgary	Karri Ramo	0-2	32



SHUTOUTS

Active players on Sharks Roster in **bold**

DATE	OPPONENT	GOALTENDER	SCORE	SAVES
Oct. 19, 2014	at NY Rangers	Henrik Lundqvist	0-4	33
Apr. 5, 2014	vs. Nashville	Carter Hutton	0-3	35
Jan. 29, 2014	at Edmonton	Ben Scrivens	0-3	59
Jan. 27, 2014	vs. Los Angeles	Jonathan Quick	0-1	23
Jan. 11, 2014	vs. Boston	Tuukka Rask	0-1	26
Oct. 21, 2013	at Detroit	Jimmy Howard	0-1	27 (1/2 in shootout)
Apr. 9, 2013	at Columbus	Sergei Bobrovsky	0-4	30
Mar. 23, 2013	at Minnesota	Niklas Backstrom	0-2	33
Feb. 12, 2013	at Nashville	Pekka Rinne	0-1	25
Feb. 9, 2013	vs. Phoenix	Mike Smith	0-1 SOW	33 (2/2 in shootout)
March 29, 2012	at Phoenix	Mike Smith	0-2	38
March 10, 2012	at Phoenix	Mike Smith	0-3	42
March 1, 2012	vs. Buffalo	Ryan Miller	0-1	39
Feb. 12, 2012	at St. Louis	Jaroslav Halak	0-3	25
Dec. 10, 2011	at St. Louis	Brian Elliot	0-1	24
Nov. 28, 2011	at Los Angeles	Jonathan Quick	0-2	33
Nov. 12, 2011	vs. Phoenix	Mike Smith	0-3	31
Oct. 14, 2011	at Anaheim	Jonas Hiller	0-1	31
Jan. 9, 2011	at Anaheim	Jonas Hiller	0-1	37
Jan. 6, 2011	vs. Buffalo	Ryan Miller	0-3	36
Dec. 27, 2010	vs. Los Angeles	Jonathan Quick	0-4	24
Nov. 20, 2010	vs. Columbus	Mathieu Garon	0-3	35
Nov. 4, 2010	at St. Louis	Jaroslav Halak	0-2	25
Nov. 2, 2010	at Minnesota	Niklas Backstrom	0-1	36
Oct. 24, 2010	at Calgary	Miikka Kiprusoff	0-4	27
Feb. 10, 2010	at Columbus	Steve Mason	0-3	40
Oct. 12, 2009	vs. Phoenix	Ilya Bryzgalov	1-0 SOW	26 (2/3 in shootout)
April 7, 2009	vs. Colorado	Peter Budaj	1-0 SOL	30 (2/3 in shootout)
Dec. 18, 2008	at Detroit	Ty Conklin	0-6	24
Oct. 17, 2008	at Anaheim	J.S. Giguere	0-4	38
Dec. 18, 2007	vs. Anaheim	J.S. Giguere	0-2	20
Feb. 16, 2007	at Columbus	Frederic Norrena	0-3	29
Feb. 14, 2007	at Nashville	Tomas Vokoun	0-5	22
Jan. 20, 2007	vs. St. Louis	Manny Legace	0-1	31
Dec. 30, 2006	at Phoenix	Curtis Joseph	0-8	40
Dec. 21, 2006	vs. Dallas	Marty Turco	0-3	20
Dec. 4, 2006	at Dallas	Marty Turco	0-1	25
Nov. 21, 2006	at Anaheim	J.S. Giguere	0-5	23
April 17, 2006	vs. Los Angeles	Jason Labarbera	0-4	31
Mar. 23, 2006	at Detroit	Manny Legace	0-4	28
Mar. 4, 2006	at Calgary	Miikka Kiprusoff	0-2	26
Feb. 4, 2006	vs. Anaheim	J.S. Giguere	0-2	35
Jan. 26, 2006	vs. Anaheim	Ilya Bryzgalov	0-2	24
Mar. 7, 2004	at Dallas	Marty Turco	0-4	22
Jan. 13, 2004	vs. Dallas	Marty Turco	0-3	17
Oct. 28, 2003	at Carolina	Kevin Weekes	0-3	28
Oct. 21, 2003	vs. Anaheim	Martin Gerber	0-2	34
Oct. 16, 2003	vs. Philadelphia	Jeff Hackett	0-0 (OT)	27
Mar. 20, 2003	at Colorado	Patrick Roy	0-2	29
Mar. 9, 2003	at Dallas	Ron Tugnutt	0-3	23
Feb. 19, 2003	vs. NY Islanders	Garth Snow	0-3	29
Feb. 12, 2003	at Columbus	Marc Denis	0-1	38
Mar. 23, 2002	at Los Angeles	Felix Potvin	0-3	17
Mar. 13, 2002	vs. St. Louis	Brent Johnson	0-2	18
Mar. 5, 2002	vs. Nashville	Mike Dunham	0-2	26
Dec. 21, 2001	at Detroit	Dominik Hasek	0-3	19
Nov. 21, 2001	vs. Minnesota	Manny Fernandez	0-2	22



SHUTOUTS

Active players on Sharks Roster in **bold**

Kelly Hrudey

DATE	OPPONENT	GOALTENDER	SCORE	SAVES
Oct. 6, 2001	vs. Minnesota	Dwayne Roloson	0-0 (OT)	36
Mar. 26, 2001	at Los Angeles	Felix Potvin	0-0 (OT)	15
March 17, 2001	at Los Angeles	Felix Potvin	0-1 OTL	18
Mar. 10, 2001	vs. Nashville	Tomas Vokoun	0-3	17
Feb. 21, 2001	at Anaheim	J.S. Giguere	0-1	24
Feb. 8, 2001	at Vancouver	Bob Essensa	0-0 (OT)	31
Jan. 3, 2001	vs. Calgary	Fred Brathwaite	0-1	30
April 1, 2000	at Calgary	Fred Brathwaite	0-3	29
Feb. 1, 2000	vs. Phoenix	Bob Essensa	0-1 OTL	34
Jan. 19, 2000	at Colorado	Patrick Roy	0-0 (OT)	15
Dec. 26, 1999	vs. Anaheim	Dominic Roussel	0-1	26
April 16, 1999	vs. Los Angeles	Stephane Fiset	0-2	33
Mar. 6, 1999	vs. Chicago	Jocelyn Thibault	0-4	23
Feb. 6, 1999	at Los Angeles	Jamie Storr	0-2	27
Jan. 30, 1999	at Colorado	Patrick Roy	0-5	22
Jan. 26, 1999	vs. St. Louis	Rich Parent	0-3	20
Dec. 15, 1998	vs. N.Y. Islanders	Tommy Salo	0-1	13
Dec. 2, 1998	vs. Dallas	Ed Belfour	0-3	26
Nov. 25, 1998	at Carolina	Trevor Kidd	0-3	36
Oct. 18, 1998	vs. Boston	Rob Tallas	0-3	22
Mar. 21, 1998	vs. Colorado	Patrick Roy	0-2	23
Jan. 29, 1998	vs. Chicago	Jeff Hackett	0-3	29
Jan. 3, 1998	at Boston	Byron Dafeo	0-3	23
Dec. 26, 1997	vs. Phoenix	Nikolai Khabibulin	0-4	30
Dec. 18, 1997	vs. Vancouver	Arturs Irbe	0-0 (OT)	38
Nov. 4, 1997	vs. Toronto	Glenn Healy, Marcel Cousineau	0-0 (OT)	16, 6
Nov. 1, 1997	at St. Louis	Grant Fuhr	0-2	24
Oct. 7, 1997	vs. Ottawa	Damien Rhodes	0-1	23
Dec. 13, 1996	vs. Pittsburgh	Pat Lalime	0-4	20
Nov. 23, 1996	vs. Anaheim	Guy Hebert	0-3	25
Oct. 8, 1996	at Colorado	Patrick Roy	0-6	24
April 12, 1996	vs. Calgary	Rick Tabaracci	0-6	25
Feb. 12, 1996	at Montreal	Jocelyn Thibault	0-3	21
April 17, 1995	at Anaheim	Guy Hebert	0-3	27
April 13, 1995	at Detroit	Mike Vernon	0-3	12
Feb. 24, 1995	vs. Calgary	Trevor Kidd	0-3	17



SHUTOUTS

DATE	OPPONENT	GOALTENDER	SCORE	SAVES
Feb. 7, 1995	at Detroit	Chris Osgood	0-6	16
Mar. 12, 1994	at Calgary	Mike Vernon	0-2	16
Feb. 26, 1994	at Detroit	Chris Osgood	0-2	22
Nov. 11, 1993	at Dallas	Jon Casey	0-4	20
Mar. 29, 1993	at New Jersey	Chris Terreri	0-5	24
Mar. 16, 1993	vs. N.Y. Islanders	Glen Healy	0-6	26
Feb. 25, 1993	vs. Toronto	Daren Puppa	0-5	22
Feb. 22, 1993	vs. N.Y. Rangers	John Vanbiesbrouck	0-4	29
Feb. 12, 1993	at Edmonton	Bill Ranford	0-6	28
Nov. 19, 1992	vs. Toronto	Grant Fuhr	0-2	23
Mar. 11, 1992	at Winnipeg	Stephane Beauregard	0-3	20
Mar. 1, 1992	vs. Philadelphia	Ron Hextall	0-1	30
Feb. 2, 1992	at Winnipeg	Bob Essensa	0-6	40
Jan. 4, 1992	vs. Montreal	Patrick Roy	0-1 OTL	25
Dec. 19, 1991	at St. Louis	Curtis Joseph	0-4	21
Dec. 5, 1991	vs. Pittsburgh	Tom Barrasso	0-8	39
Nov. 16, 1991	at Vancouver	Kirk McLean	0-1	20
Oct. 26, 1991	at New Jersey	Chris Terreri	0-9	26
Oct. 23, 1991	at Hartford	Kay Whitmore	0-3	33

PENALTY SHOTS

SHARKS (42)

DATE	OPPONENT	PLAYER	GOALTENDER	RESULT	TIME	PERIOD	SCORE
Dec. 17, 2015	at Toronto	Chris Tierney	Jonathan Bernier	Unsuccessful	5:06	3rd	5-4 W (OT)
Oct. 16, 2015	at New Jersey	Patrick Marleau	Cory Schneider	Unsuccessful	13:42	2nd	2-1 W (SO)
Dec. 30, 2014	vs. Vancouver	Joe Thornton	Ryan Miller	Successful	4:36	2nd	1-3 L
Dec. 30, 2014	vs. Vancouver	Joe Pavelski	Ryan Miller	Unsuccessful	8:28	1st	1-3 L
Nov. 20, 2014	vs. Florida	Patrick Marleau	Roberto Luongo	Unsuccessful	13:07	3rd	2-3 L (SO)
Oct. 18, 2014	at New Jersey	Tommy Wingels	Cory Schneider	Unsuccessful	16:16	3rd	4-2 W
Oct. 19, 2013	vs. Calgary	Brent Burns	Karri Ramo	Unsuccessful	4:21	1st	6-3 W
March 23, 2013	at Minnesota	Andrew Desjardins	Niklas Backstrom	Unsuccessful	3:06	1st	0-2 L
March 16, 2013	at Los Angeles	Tommy Wingels	Jonathan Bernier	Unsuccessful	7:58	2nd	2-5 L
Mar. 4, 2010	vs. Montreal	Dan Boyle	Carey Price	Unsuccessful	13:31	2nd	3-2 W
Dec. 30, 2009	vs. Washington	Joe Thornton	Michael Neuvirth	Successful	8:08	3rd	5-2 W
Dec. 30, 2009	vs. Washington	Ryane Clowe	Michael Neuvirth	Successful	16:37	2nd	5-2 W
Dec. 17, 2009	vs. Anaheim	Torrey Mitchell	J.S. Giguere	Unsuccessful	13:40	1st	4-1 W
Oct. 8, 2009	vs. Columbus	Dany Heatley	Mathieu Garon	Successful	7:08	3rd	6-3 W
Dec. 29, 2008	at Dallas	Patrick Marleau	Marty Turco	Unsuccessful	16:17	3rd	3-1 W
Mar. 14, 2008	vs. St. Louis	Patrick Marleau	Hannu Toivonen	Successful	13:25	1st	4-1 W
Mar. 9, 2008	at Minnesota	Tomas Plihal	Niklas Backstrom	Successful	13:44	1st	3-2 WSO
Dec. 28, 2007	at St. Louis	Christian Ehrhoff	Manny Legace	Unsuccessful	11:11	3rd	1-0 W
Dec. 16, 2007	at Anaheim	Milan Michalek	J.S. Giguere	Unsuccessful	19:33	1st	2-1 WSO
Nov. 12, 2007	vs. Phoenix	Joe Pavelski	Mikael Tellqvist	Unsuccessful	8:22	1st	5-0 W
Mar. 13, 2007	vs. Chicago	Bill Guerin	Patrick Lalime	Successful	19:47	3rd	7-1 W
Dec. 7, 2006	vs. Colorado	Mike Grier	Jose Theodore	Unsuccessful	14:48	2nd	2-5 L
Feb. 28, 2006	vs. Detroit	Nils Ekman	Manny Legace	Unsuccessful	7:06	3rd	5-1 W
Dec. 20, 2005	vs. Anaheim	Jonathan Cheechoo	J.S. Giguere	Successful	5:16	3rd	4-2 W
Oct. 26, 2005	at Dallas	Marcel Goc	Marty Turco	Unsuccessful	17:22	1st	5-4 W
Oct. 8, 2005	at St. Louis	Patrick Marleau	Patrick Lalime	Successful	7:36	1st	7-6 W
Feb. 23, 2004	vs. Columbus	Jonathan Cheechoo	Pascal Leclaire	Successful	:32	3rd	4-2 W
Dec. 6, 2003	vs. Dallas	Nils Ekman	Ron Tugnutt	Successful	11:59	2nd	2-1 W
Nov. 15, 2003	vs. Toronto	Marco Sturm	Mikael Tellqvist	Unsuccessful	10:00	1st	2-2 T
Mar. 21, 2003	vs. Boston	Patrick Marleau	Steve Shields	Unsuccessful	10:14	2nd	3-2 W



PENALTY SHOTS

Nov. 11, 2002	vs. NY Rangers	Patrick Marleau	Dan Blackburn	Successful	10:02	3rd	4-5 L
Nov. 24, 2001	at Los Angeles	Alexander Korolyuk	Jamie Storr	Unsuccessful	1:39	3rd	1-3 L
Jan. 24, 2001	vs. Edmonton	Jeff Friesen	Dominic Roussel	Unsuccessful	2:20	2nd	6-1 W
Jan. 11, 2000	vs. St. Louis	Alex Korolyuk	Roman Turek	Successful	13:12	3rd	2-5 L
Dec. 30, 1999	at St. Louis	Jeff Friesen	Roman Turek	Unsuccessful	7:50	2nd	1-2 L (OT)
Oct. 24, 1999	at Los Angeles	Mike Ricci	Stephane Fiset	Unsuccessful	19:09	2nd	3-4 L
Dec. 26, 1998	vs. Vancouver	Owen Nolan	Garth Snow	Unsuccessful	6:37	2nd	2-0 W
Mar. 28, 1996	vs. Colorado	Jamie Baker	Patrick Roy	Unsuccessful	13:27	1st	3-8 L
Mar. 5, 1996	at Colorado	Ville Peltonen	Patrick Roy	Unsuccessful	14:41	2nd	5-3 W
Dec. 5, 1995	at Colorado	Kevin Miller	Stephane Fiset	Successful	19:47	3rd	2-12 L
Dec. 2, 1995	vs. Washington	Jeff Friesen	Jim Carey	Successful	7:33	1st	5-3 W
Mar. 29, 1994	vs. Winnipeg	Sergei Makarov	Tim Cheveldae	Successful	18:34	2nd	9-4 W

OPPONENTS (32)

DATE	OPPONENT	PLAYER	GOALTENDER	RESULT	TIME	PERIOD	SCORE
Mar. 12, 2016	vs Washington	Jay Beagle	Martin Jones	Unsuccessful	19:47	2nd	5-2 W
Jan. 18, 2015	vs Ottawa	Zack Smith	Alex Stalock	Successful	14:29	3rd	3-4 L (SO)
Oct. 17, 2015	at NY Islanders	Mikhail Grabovski	Alex Stalock	Unsuccessful	17:47	1st	3-7 L
Nov. 17, 2013	at Chicago	Patrick Sharp	Antti Niemi	Successful	18:49	3RD	1-5 L
Oct. 21, 2011	at New Jersey	Zach Parise	Antti Niemi	Successful	:36	2nd	4-3 W (SO)
Dec. 18, 2010	at St. Louis	David Backes	Antero Niittymaki	Successful	10:44	2nd	4-1 W
April 2, 2010	vs. Phoenix	James Sheppard	Evgeni Nabokov	Unsuccessful	10:53	2nd	3-2 W
Feb. 5, 2009	vs. Carolina	Matt Cullen	Evgeni Nabokov	Successful	4:55	2nd	3-4 LSO
Feb. 8, 2008	vs. Columbus	Rick Nash	Evgeni Nabokov	Unsuccessful	13:03	2nd	2-1 W
Dec. 22, 2007	vs. Anaheim	Todd Bertuzzi	Evgeni Nabokov	Unsuccessful	13:07	1st	2-5 L
Nov. 24, 2007	vs. Los Angeles	Ladislav Nagy	Evgeni Nabokov	Unsuccessful	11:58	2nd	1-2 L
Nov. 7, 2007	vs. Dallas	Sergei Zubov	Evgeni Nabokov	Unsuccessful	6:54	1st	1-3 L
Feb. 28, 2007	vs. Nashville	Martin Erat	Evgeni Nabokov	Unsuccessful	12:07	2nd	3-4 L (SO)
Feb. 2, 2006	vs. Minnesota	Marion Gaborik	Vesa Toskala	Successful	14:59	3rd	2-3 L (OT)
Nov. 30, 2005	at Dallas	Antti Miettinen	Evgeni Nabokov	Successful	5:10	1st	1-4 L
Oct. 29, 2005	vs. Calgary	Tony Amonte	Nolan Schaefer	Unsuccessful	9:28	1st	3-2 W
Dec. 2, 2003	at Calgary	Shean Donovan	Vesa Toskala	Successful	19:06	2nd	1-2 L
Oct. 18, 2003	vs. Ottawa	Marian Hossa	Evgeni Nabokov	Successful	9:22	3rd	1-4 L
April 3, 2003	at Edmonton	Mike Comrie	Vesa Toskala	Unsuccessful	9:04	2nd	3-3 T
Mar. 24, 2003	vs. Tampa Bay	Martin St. Louis	Evgeni Nabokov	Unsuccessful	17:56	3rd	1-4 L
Mar. 15, 2003	vs. Calgary	Jarome Iginla	Vesa Toskala	Unsuccessful	6:23	3rd	3-2 W
Feb. 17, 2003	at Los Angeles	Ziggy Palffy	Evgeni Nabokov	Unsuccessful	2:12	3rd	2-3 L
Jan. 8, 2002	vs. St. Louis	Sergei Varlamov	Evgeni Nabokov	Unsuccessful	5:11	2nd	2-6 L
Feb. 26, 2001	at St. Louis	Marty Reasoner	Evgeni Nabokov	Successful	6:39	1st	2-7 L
Nov. 9, 2000	at Columbus	Robert Kron	Steve Shields	Unsuccessful	5:34	1st	2-5 L
Nov. 1, 2000	vs. Pittsburgh	Martin Straka	Evgeni Nabokov	Unsuccessful	:40	1st	3-2 W
Dec. 30, 1999	at St. Louis	Pierre Turgeon	Steve Shields	Unsuccessful	19:39	3rd	1-2 L
Jan. 26, 1999	vs. St. Louis	Terry Yake	Steve Shields	Unsuccessful	18:27	2nd	0-3 L
Nov. 12, 1997	vs. Vancouver	Pavel Bure	Mike Vernon	Successful	6:27	1st	2-5 L
Mar. 18, 1996	at Boston	Rick Tocchet	Geoff Sarjeant	Unsuccessful	9:47	1st	3-3 T
Nov. 22, 1995	at Detroit	Igor Larionov	Arturs Irbe	Successful	13:30	3rd	2-5 L
Mar. 15, 1995	vs. Toronto	Mats Sundin	Arturs Irbe	Successful	6:47	1st	1-2 L



EXTRA ATTACKER GOALS

Active players on Sharks Roster in **bold**

SHARKS (80)

DATE	OPPONENT	GOAL SCORER	TIME	PERIOD	FINAL SCORE
Feb. 24, 2016	at Colorado	Joel Ward	18:29	3rd	3-4 L (SO)
Feb. 7, 2015	vs. Carolina	Patrick Marleau	19:05	3rd	4-5 L
Dec. 20, 2014	vs. St. Louis	Marc-Edouard Vlasic	19:39	3rd	3-2 W (OT)
Nov. 20, 2014	vs. Florida	Patrick Marleau	19:26	3rd	2-3 L (SO)
Jan. 7, 2014	at Nashville	Patrick Marleau	18:38	3rd	2-3 L
Jan. 4, 2014	at Colorado	Patrick Marleau	10:11	2nd	3-4 L
Dec. 23, 2013	vs. Colorado	Joe Pavelski	19:40	3rd	5-4 W (SO)
Dec. 14, 2013	at Nashville	Patrick Marleau	19:05	3rd	2-3 L
Dec. 8, 2013	at Minnesota	Patrick Marleau	18:19	3rd	1-3 L
Nov. 14, 2013	at Vancouver	Tomas Hertl	18:55	3rd	2-1 W (OT)
Feb. 8, 2012	vs. Calgary	Logan Couture	6:29	2nd	3-4 L
Feb. 4, 2012	at Phoenix	Patrick Marleau	19:27	3rd	3-5 L
Dec. 13, 2011	vs. Colorado	Patrick Marleau	19:38	3rd	3-4 L (SO)
Dec. 1, 2011	vs. Montreal	Ryane Clowe	18:34	3rd	4-3 W (SO)
Nov. 26, 2011	vs. Vancouver	Patrick Marleau	18:45	3rd	2-3 L
Oct. 21, 2011	at New Jersey	Joe Pavelski	19:27	3rd	4-3 W (SO)
March 24, 2011	at Los Angeles	Patrick Marleau	19:55	3rd	3-4 L (SO)
March 10, 2011	vs. Vancouver	Ryane Clowe	19:39	3rd	4-5 L (SO)
Jan. 13, 2011	vs. Edmonton	Ryane Clowe	19:11	3rd	2-5 L
March 19, 2010	at Calgary	Dan Boyle	18:09	3rd	3-4 L
Nov. 27, 2009	at Edmonton	Ryane Clowe	8:28	3rd	5-4 W SO
Nov. 17, 2009	at Nashville	Patrick Marleau	19:08	3rd	3-4 L
Nov. 17, 2009	at Nashville	Scott Nichol (SH)	14:23	1st	3-4 L
Jan. 20, 2009	vs. Vancouver	Devin Setoguchi	19:20	3rd	2-1 W
Jan. 17, 2009	vs. Detroit	Joe Pavelski	7:22	1st	6-5 W
Dec. 31, 2008	at Minnesota	Milan Michalek	19:34	3rd	2-3 L OT
Dec. 4, 2008	vs. Columbus	Joe Thornton	7:41	3rd	3-2 W
Dec. 2, 2008	vs. Toronto	Joe Thornton	6:35	1st	5-2 W
March 28, 2008	at Anaheim	Jeremy Roenick	11:10	2nd	3-1 W
Jan. 30, 2008	at Calgary	Jonathan Cheechoo	18:59	3rd	4-5 L
Oct. 13, 2007	vs. Boston	Milan Michalek	19:22	3rd	1-2 L
Oct. 4, 2007	at Edmonton	Joe Thornton	19:49	3rd	2-3 L SO
April 7, 2007	vs. Vancouver	Jonathan Cheechoo	:34	3rd	3-4 L OT
Jan. 6, 2007	vs. Columbus	Ryane Clowe	5:24	3rd	5-2 W
Dec. 26, 2006	vs. Anaheim	Patrick Marleau	18:52	1st	3-4 L
Dec. 26, 2006	vs. Anaheim	Christian Ehrhoff	11:25	1st	3-4 L
Jan. 21, 2006	at Los Angeles	Joe Thornton	19:31	3rd	4-3 W OT
Oct. 29, 2005	vs. Calgary	Brad Stuart	19:37	3rd	3-2 W SO
Oct. 26, 2005	at Dallas	Marco Sturm	19:40	3rd	5-4 W OT
April 4, 2004	vs. Los Angeles	Brad Stuart	19:40	3rd	4-3 W OT
March 16, 2004	at Dallas	Jonathan Cheechoo	19:26	3rd	3-3 T
April 3, 2003	at Edmonton	Teemu Selanne	19:19	3rd	3-3 T
March 29, 2003	vs. Dallas	Marco Sturm	17:07	2nd	3-4 L
Nov. 11, 2002	vs. NY Rangers	Mike Ricci	4:35	3rd	4-5 L
Oct. 19, 2002	vs. Colorado	Mike Ricci	11:53	1st	1-3 L
Oct. 22, 2001	at NY Rangers	Brad Stuart	9:30	1st	5-1 W
Oct. 20, 2001	at NY Islanders	Vincent Damphousse	19:54	3rd	2-2 T
Oct. 11, 2001	vs. Tampa Bay	Owen Nolan	17:51	2nd	4-3 W
April 7, 2001	vs. Dallas	Mike Ricci	19:56	3rd	4-5 L OT
March 22, 2001	vs. Ottawa	Patrick Marleau	19:46	3rd	1-2 L
Jan. 11, 2001	vs. St. Louis	Stephane Matteau	6:09	1st	6-3 W
Jan. 1, 2001	at Phoenix	Tony Granato	6:01	3rd	3-2 W
Nov. 8, 2000	at Chicago	Marco Sturm	19:50	3rd	3-2 W OT
March 15, 2000	vs. Buffalo	Vincent Damphousse	19:32	3rd	6-5 W OT
March 13, 2000	vs. Calgary	Vincent Damphousse	3:35	2nd	5-3 W
Dec. 6, 1999	vs. Tampa Bay	Vincent Damphousse	15:45	2nd	3-3 T
March 31, 1999	vs. Colorado	Mike Ricci	15:41	2nd	2-3 L
Jan. 16, 1999	vs. Calgary	Patrick Marleau	19:59	3rd	3-3 T



EXTRA ATTACKER GOALS

DATE	OPPONENT	GOAL SCORER	TIME	PERIOD	FINAL SCORE
Jan. 24, 1998	vs. Florida	John MacLean	19:44	3rd	1-1 T
April 2, 1997	vs. Anaheim	Marty McSorley	19:38	3rd	5-5 T
Nov. 15, 1997	v. Phoenix	Marco Sturm	18:55	3rd	2-3 L
Oct. 22, 1996	at Toronto	Andrei Nazarov	19:29	3rd	3-4 L
Oct. 5, 1996	vs. N.Y. Islanders	Bernie Nicholls	19:44	3rd	2-2 T
Feb. 17, 1996	at N.Y. Islanders	Shean Donovan	19:22	3rd	2-4 L
Dec. 22, 1995	vs. Los Angeles	Viktor Kozlov	10:42	1st	4-3 W
Dec. 17, 1995	at Dallas	Kevin Miller	14:41	2nd	2-4 L
Dec. 2, 1995	vs. Washington	Owen Nolan	14:13	1st	5-3 W
Nov. 2, 1995	vs. New Jersey	Kevin Miller	19:51	3rd	3-3 T
Oct. 30, 1995	at Vancouver	Kevin Miller	19:45	3rd	3-4 L
Oct. 22, 1995	at Edmonton	Ulf Dahlen	19:48	3rd	1-1 T
Oct. 14, 1995	vs. Vancouver	Igor Larionov	19:37	3rd	6-7 L
April 19, 1995	at Dallas	Sergei Makarov	19:11	3rd	5-5 T
April 2, 1995	at Anaheim	Jeff Friesen	19:59	3rd	4-5 L
Feb. 15, 1995	vs. Vancouver	Ray Whitney	9:40	1st	3-1 W
Feb. 19, 1994	vs. Los Angeles	Jayson More	11:36	2nd	4-3 W
April 4, 1993	vs. Calgary	Jeff Odgers	19:30	3rd	3-4 L
Feb. 1, 1993	vs. Tampa Bay	Johan Garpenlov	19:13	3rd	4-5 L
Jan. 10, 1993	at Ottawa	Jeff Odgers	18:02	3rd	2-3 L
Nov. 29, 1992	at Calgary	Kelly Kisio	19:10	3rd	4-3 W (OT)
Feb. 28, 1992	vs. Montreal	Pat Falloon	19:59	3rd	3-3 T

OPPONENTS (62)


DATE	OPPONENT	GOAL SCORER	TIME	PERIOD	FINAL SCORE
Mar. 7, 2016	at Calgary	Joe Colborne	18:38	3rd	2-1 W (OT)
Jan. 24, 2016	vs Los Angeles	Vincent Lecavalier	19:47	3rd	2-3 L (OT)
Jan. 11, 2016	at Calgary	Michael Ferland	16:19	3rd	5-4 W
Feb. 15, 2015	vs. Tampa Bay	Steven Stamkos	19:44	1st	2-5 L
Jan. 21, 2015	vs. Los Angeles	Jeff Carter	19:37	3rd	4-2 W
Jan. 3, 2015	vs. St. Louis	Alex Steen	19:16	1st	2-7 L
Dec. 10, 2013	vs. NY Islanders	Kyle Okposo	18:23	3rd	2-3 L (SO)
Dec. 11, 2011	at Chicago	Andrew Brunette	18:54	3rd	2-3 L (OT)
April 6, 2011	at Anaheim	Corey Perry	6:46	2nd	2-6 L
Feb. 23, 2011	at Pittsburgh	Tyler Kennedy	19:10	3rd	3-2 W (OT)
Dec. 21, 2010	vs. Edmonton	Ryan Whitney	18:01	3rd	2-1 W
Nov. 13, 2010	vs. Calgary	Jarome Iginla	19:23	3rd	4-3 W
Dec. 22, 2009	at Chicago	Marian Hossa	18:09	3rd	3-2 W
Dec. 3, 2009	vs. St. Louis	Carlo Colaiacovo	19:53	3rd	2-3 L (SO)
March 7, 2009	at Vancouver	Alexander Edler	3:15	1st	1-3 L
Feb. 13, 2009	at Buffalo	Jason Pominville	19:56	3rd	5-6 L (SO)
Jan. 31, 2009	vs. Chicago	Jonathan Toews	:48	1st	2-4 L
Jan. 3, 2009	vs. NY Islanders	Thomas Pock	18:57	3rd	5-3 W
Dec. 6, 2008	vs. Edmonton	Dustin Penner	17:49	2nd	2-3 L
Oct. 22, 2008	at Philadelphia	Daniel Briere	18:55	3rd	7-6 W (SO)
April 6, 2008	at Dallas	Mattias Norstrom	19:47	2nd	2-4 L
March 19, 2008	vs. Minnesota	Marian Gaborik	19:31	3rd	4-3 W (SO)
March 9, 2008	at Minnesota	Brian Rolston	19:31	3rd	3-2 W (SO)
Feb. 12, 2008	vs. Calgary	Dion Phaneuf	19:10	3rd	3-4 L (OT)
Jan. 13, 2008	at Anaheim	Doug Weight	19:32	3rd	3-4 L (OT)
Dec. 26, 2007	at Los Angeles	Lubomir Visnovsky	19:32	3rd	3-2 W
Jan. 30, 2007	vs. Dallas	Phillipe Boucher	19:57	3rd	2-3 L (SO)
Nov. 13, 2006	at Los Angeles	Alexander Frolov	19:19	1st	2-4 L
Oct. 12, 2006	at Edmonton	Patrick Thoresen	3:20	1st	4-6 L
Oct. 5, 2006	vs. St. Louis	Bill Guerin	19:54	3rd	5-4 W (OT)
March 26, 2006	at Chicago	Kyle Calder	18:48	3rd	5-4 W
March 11, 2006	vs. Nashville	Paul Kariya	19:49	3rd	3-2 W



EXTRA ATTACKER GOALS

DATE	OPPONENT	GOAL SCORER	TIME	PERIOD	FINAL SCORE
Feb. 12, 2006	at Phoenix	Steven Reinprecht	16:18	3rd	5-4 W
Feb. 1, 2006	at Anaheim	Dustin Penner	19:37	3rd	4-6 W
Jan. 8, 2004	vs. Columbus	Mark Hartigan	14:11	2nd	3-2 L (OT)
Dec. 17, 2003	at Detroit	Pavel Datsyuk	19:41	3rd	2-3 L (OT)
Nov. 6, 2003	at Boston	Sergei Samsonov	19:46	3rd	5-5 T
Jan. 22, 2003	vs. New Jersey	Joe Nieuwendyk	19:47	3rd	4-5 L (OT)
Nov. 25, 2002	at St. Louis	Scott Mellanby	16:01	3rd	4-1 W
March 16, 2002	vs. Chicago	Steve Sullivan	19:22	3rd	2-2 T
Dec. 23, 2001	at Nashville	Petr Tenkrat	19:25	3rd	1-1 T
Oct. 11, 2001	vs. Tampa Bay	Fredrik Modin	18:56	3rd	4-3 W
Jan. 1, 2001	at Phoenix	Keith Tkachuk	18:17	3rd	3-2 W
Dec. 28, 2000	vs. Edmonton	Daniel Cleary	18:58	3rd	2-2 T
Dec. 12, 2000	vs. N.Y. Rangers	Mark Messier	19:27	3rd	3-2 W
Oct. 11, 1999	at Anaheim	Fredrik Olausson	19:02	1st	3-5 L
April 12, 1999	vs. Edmonton	Todd Marchant	19:42	3rd	4-5 L (OT)
March 26, 1999	at Ottawa	Wade Redden	19:14	3rd	1-1 T
April 11, 1998	vs. Vancouver	Bret Hedican	3:44	3rd	1-1 T
Jan. 6, 1998	vs. St. Louis	Jim Campbell	14:26	2nd	5-1 L
Dec. 10, 1997	vs. Washington	Peter Bondra	19:31	3rd	3-3 T
March 17, 1996	at Philadelphia	Dale Hawerchuk	11:56	3rd	2-8 L
March 5, 1996	at Colorado	Joe Sakic	19:18	3rd	5-3 W
Nov. 8, 1995	at Buffalo	Donald Audette	15:25	2nd	2-7 L
Oct. 14, 1995	vs. Vancouver	Alex Mogilny	16:56	3rd	6-7 L
March 28, 1995	vs. Winnipeg	Igor Korolev	19:13	3rd	6-5 W (OT)
March 23, 1995	vs. Anaheim	Steve Rucchin	12:47	2nd	3-6 L
April 5, 1994	at Los Angeles	Luc Robitaille	18:43	3rd	2-1 W
March 20, 1994	vs. Los Angeles	Wayne Gretzky	19:11	3rd	6-6 T
Feb. 17, 1994	vs. Quebec	Mike Ricci	17:02	1st	2-8 L
Dec. 3, 1993	vs. Winnipeg	Keith Tkachuk	19:16	3rd	3-3 T
Nov. 9, 1993	vs. Toronto	Dave Ellett	19:37	3rd	2-2 T
Oct. 28, 1993	vs. Anaheim	Bob Corkum	19:16	3rd	4-3 W





Bob Errey

ALL-TIME OVERTIME RECORDS (1991-92 TO 1998-99)

TEAM	HOME					ROAD					OVERALL				
	GP	W	L	T	PTS	GP	W	L	T	PTS	GP	W	L	T	PTS
ANA	2	0	0	2	2	2	1	0	1	3	4	1	0	3	5
ATL	0	0	0	0	0	0	0	0	0	0	0	0	0	0	0
BOS	2	0	0	2	2	2	0	0	2	2	4	0	0	4	4
BUF	3	0	0	3	3	0	0	0	0	0	3	0	0	3	3
CAR	0	0	0	0	0	0	0	0	0	0	0	0	0	0	0
CBJ	0	0	0	0	0	0	0	0	0	0	0	0	0	0	0
CGY	3	0	1	2	2	5	2	1	2	6	8	2	2	4	8
CHI	0	0	0	0	0	2	0	0	2	2	2	0	0	2	2
COL	3	1	2	0	2	1	0	0	1	1	4	1	2	1	3
DAL	0	0	0	0	0	2	0	0	2	2	2	0	0	2	2
DET	2	0	0	2	2	0	0	0	0	0	2	0	0	2	2
EDM	3	0	1	2	2	3	0	0	3	3	6	0	1	5	5
FLA	2	0	0	2	2	4	0	0	4	4	6	0	0	6	6
LAK	6	1	2	3	5	2	1	0	1	3	8	2	2	4	8
MIN	0	0	0	0	0	0	0	0	0	0	0	0	0	0	0
MTL	4	1	1	2	4	2	0	0	2	2	6	1	1	4	6
NJD	1	0	0	1	1	1	0	0	1	1	2	0	0	2	2
NSH	0	0	0	0	0	0	0	0	0	0	0	0	0	0	0
NYI	1	0	0	1	1	2	1	0	1	3	3	1	0	2	4
NYR	1	0	0	1	1	3	0	2	1	3	4	0	2	2	4
OTT	1	1	0	0	2	4	0	0	4	4	5	1	0	4	6
PHI	2	0	1	1	1	2	1	0	1	3	4	1	1	2	4
PHX	5	2	1	2	6	4	0	1	3	3	9	2	2	5	9
PIT	1	0	0	1	1	1	0	0	1	1	2	0	0	2	2
STL	1	0	0	1	1	0	0	0	0	0	1	0	0	1	1
TBL	1	0	1	0	0	0	0	0	0	0	1	0	1	0	0
TOR	2	0	0	2	2	1	0	0	1	1	3	0	0	3	3
VAN	5	0	0	5	5	2	0	1	1	1	7	0	1	6	6
WSH	1	0	0	1	1	0	0	0	0	0	1	0	0	1	1
TOTAL	52	6	10	36	48	46	7	5	34	48	98	13	15	70	96

Teams received two points for an overtime win, one point for an overtime tie and zero points for an overtime loss.



Vincent Damphousse

ALL-TIME OVERTIME RECORDS (1999-00 TO 2003-04)

TEAM	HOME					ROAD					OVERALL				
	GP	W	L	T	PTS	GP	W	L	T	PTS	GP	W	L	T	PTS
ANA	2	1	1	0	3	2	0	1	1	2	4	1	2	1	5
ATL	1	0	0	1	1	2	0	1	1	2	3	0	1	2	3
BOS	0	0	0	0	0	1	0	0	1	1	1	0	0	1	1
BUF	1	0	0	1	1	0	0	0	0	0	1	0	0	1	1
CAR	0	0	0	0	0	0	0	0	0	0	0	0	0	0	0
CBJ	2	1	1	0	3	1	1	0	0	2	3	2	1	0	5
CGY	2	0	0	2	2	3	0	1	2	3	5	0	1	4	5
CHI	5	1	1	3	6	3	1	2	0	4	8	2	3	3	10
COL	1	0	0	1	1	4	1	0	3	5	5	1	0	4	6
DAL	4	1	2	1	5	2	0	0	2	2	6	1	2	3	7
DET	2	0	1	1	2	2	0	1	1	2	4	0	2	2	4
EDM	4	2	0	2	6	5	0	0	5	5	9	2	0	7	11
FLA	0	0	0	0	0	1	0	0	1	1	1	0	0	1	1
LAK	3	3	0	0	6	5	0	2	3	5	8	3	2	3	11
MIN	1	0	0	1	1	2	0	1	1	2	3	0	1	2	3
MTL	2	1	1	0	3	0	0	0	0	0	2	1	1	0	3
NJD	2	1	1	0	3	1	0	1	0	1	3	1	2	0	4
NSH	1	0	0	1	1	2	0	1	1	2	3	0	1	2	3
NYI	1	0	1	0	1	1	0	0	1	1	2	0	1	1	2
NYR	1	0	0	1	1	1	0	1	0	1	2	0	1	1	2
OTT	0	0	0	0	0	0	0	0	0	0	0	0	0	0	0
PHI	1	0	0	1	1	1	0	0	1	1	2	0	0	2	2
PHX	3	0	1	2	3	3	2	1	0	5	6	2	2	2	8
PIT	1	0	0	1	1	0	0	0	0	0	1	0	0	1	1
STL	1	0	1	0	1	3	1	1	1	4	4	1	2	1	5
TBL	1	0	0	1	1	2	0	1	1	2	3	0	1	2	3
TOR	1	0	0	1	1	1	0	0	1	1	2	0	0	2	2
VAN	0	0	0	0	0	4	0	1	3	4	4	0	1	3	4
WSH	0	0	0	0	0	0	0	0	0	0	0	0	0	0	0
TOTAL	44	11	11	22	55	51	6	16	29	57	95	17	27	51	112

Teams received two points for an overtime win and one point for either an overtime loss or tie.



ALL-TIME OVERTIME RECORDS (2005-06 TO PRESENT)

TEAM	HOME						ROAD						OVERALL					
	GP	W	L	SOW	SOL	PTS	GP	W	L	SOW	SOL	PTS	GP	W	L	SOW	SOL	PTS
ANA	4	0	1	2	1	6	7	1	3	2	1	10	11	1	4	4	2	16
ARI	11	0	1	4	6	15	3	1	0	2	0	6	14	1	1	6	6	21
BOS	1	0	0	0	1	1	0	0	0	0	0	0	1	0	0	0	1	1
BUF	1	0	0	0	1	1	1	0	0	0	1	1	2	0	0	0	2	2
CAR	2	0	1	0	1	2	0	0	0	0	0	0	2	0	1	0	1	2
CBJ	2	1	1	0	0	3	4	0	2	2	0	6	6	1	3	2	0	9
CGY	5	0	3	2	0	7	4	1	1	1	1	6	9	1	4	3	1	13
CHI	5	2	1	2	0	9	4	1	2	0	1	5	9	3	3	2	1	14
COL	4	0	0	4	0	8	6	0	4	1	1	7	10	0	4	5	1	15
DAL	10	2	0	1	7	13	8	3	2	1	2	12	18	5	2	2	9	25
DET	2	1	0	0	1	3	5	0	1	3	1	8	7	1	1	3	2	11
EDM	7	0	1	2	4	9	6	0	1	2	3	6	11	0	2	3	6	14
FLA	2	0	1	0	1	2	0	0	0	0	0	0	2	0	1	0	1	2
LAK	8	1	1	5	1	14	7	1	1	2	3	10	15	2	2	7	4	24
MIN	4	1	1	1	1	6	6	2	1	1	2	9	10	3	2	2	3	15
MTL	1	0	0	1	0	2	0	0	0	0	0	0	1	0	0	1	0	2
NJD	0	0	0	0	0	0	1	0	0	1	0	2	1	0	0	1	0	2
NSH	9	3	2	2	2	14	2	1	1	0	0	3	11	4	3	2	2	17
NYI	1	0	0	1	0	2	2	1	0	0	1	3	3	1	0	1	1	5
NYR	2	0	0	0	2	2	0	0	0	0	0	0	2	0	0	0	2	2
OTT	1	1	0	0	0	2	0	0	0	0	0	0	1	1	0	0	0	2
PHI	2	1	0	1	0	4	2	0	0	2	0	4	4	1	0	3	0	8
PIT	2	0	0	2	0	4	4	1	0	1	2	6	6	1	0	3	2	10
STL	8	4	1	1	2	13	1	0	0	0	1	1	9	4	1	1	3	14
TBL	0	0	0	0	0	0	1	0	1	0	0	1	1	0	1	0	0	1
TOR	0	0	0	0	0	0	0	0	0	0	0	0	0	0	0	0	0	0
VAN	6	1	3	1	1	8	4	2	0	2	0	8	10	3	3	3	1	16
WSH	2	0	1	0	1	2	3	0	0	3	0	6	5	0	1	3	1	8
WPG	0	0	0	0	0	0	1	0	0	0	1	1	1	0	0	0	1	1
TOTAL	102	18	20	32	32	152	80	15	19	25	21	120	182	33	39	57	53	272

Teams received two points for either an overtime or shootout win and one point for either an overtime or shootout loss.

OVERTIME VICTORIES (67)

DATE	OPPONENT	GWG	GOALTENDER	TIME	SCORE
Mar. 7, 2016	at Calgary	Joe Pavelski	Joni Ortio	0:19	2-1
Jan. 16, 2016	vs Dallas	Tomas Hertl	Antti Niemi	1:12	4-3
Dec. 17, 2015	at Toronto	Brent Burns	Jonathan Bernier	2:13	5-4
Nov. 19, 2015	at Philadelphia	Melker Karlsson	Steve Mason	3:45	1-0
Nov. 14, 2015	at Buffalo	Patrick Marleau	Chad Johnson	2:59	2-1
Jan. 6, 2015	at Minnesota	Marc-Edouard Vlasic	Darcy Kuemper	3:09	4-3
Dec. 20, 2014	vs. St. Louis	Brent Burns	Jake Allen	4:22	3-2
Feb. 5, 2014	vs. Dallas	Tommy Wingels	Kari Lehtonen	1:52	2-1
Jan. 25, 2014	vs. Minnesota	Joe Thornton	Darcy Kuemper	3:30	3-2
Nov. 14, 2013	at Vancouver	Dan Boyle	Roberto Luongo	2:38	2-1
Nov. 12, 2013	at Calgary	Brad Stuart	Reto Berra	1:13	3-2
April 7, 2012	vs. Los Angeles	Dan Boyle	Jonathan Quick	3:58	3-2
March 17, 2012	vs. Detroit	Martin Havlat	Jimmy Howard	3:23	3-2
Oct. 29, 2011	at NY Islanders	Brent Burns	Rick DiPietro	1:07	3-2
March 8, 2011	vs. Nashville	Patrick Marleau	Pekka Rinne	3:24	3-2
Feb. 23, 2011	at Pittsburgh	Patrick Marleau	Marc-Andre Fleury	4:56	3-2
Feb. 15, 2011	at Nashville	Patrick Marleau	Pekka Rinne	3:53	2-1
Dec. 16, 2010	at Dallas	Logan Couture	Kari Lehtonen	1:20	4-3
Dec. 11, 2010	vs. Chicago	Ryane Clowe	Corey Crawford	3:52	2-1
Jan. 6, 2010	vs. St. Louis	Dany Heatley	Chris Mason	4:06	2-1



OVERTIME VICTORIES (67)

DATE	OPPONENT	GWG	GOALTENDER	TIME	SCORE
March 10, 2009	at Minnesota	Christian Ehrhoff	Niklas Backstrom	3:34	5-4
Jan. 20, 2009	vs. Vancouver	Patrick Marleau	Roberto Luongo	3:08	2-1
Nov. 26, 2008	vs. Chicago	Joe Thornton	Cristobal Huet	:35	3-2
Oct. 18, 2008	vs. Philadelphia	Dan Boyle	Antero Niittymaki	1:25	5-4
March 27, 2008	vs. Dallas	Joe Thornton	Marty Turco	2:58	3-2
March 5, 2008	vs. Ottawa	Patrick Marleau	Martin Gerber	3:05	3-2
Feb. 8, 2008	vs. Columbus	Joe Thornton	Frederik Norrena	1:49	2-1
Oct. 5, 2006	vs. St. Louis	Curtis Brown	Manny Legace	2:12	5-4
April 12, 2006	at Vancouver	Christian Ehrhoff	Alex Auld	:34	5-4
April 3, 2006	at Dallas	Joe Thornton	Marty Turco	4:39	3-2
March 26, 2006	at Chicago	Tom Preissing	Nikolai Khabibulin	1:24	5-4
March 11, 2006	vs. Nashville	Christian Ehrhoff	Tomas Vokoun	2:56	3-2
Feb. 12, 2006	at Phoenix	Tom Preissing	Curtis Joseph	1:54	5-4
Jan. 21, 2006	at Los Angeles	Patrick Marleau	Mathieu Garon	4:51	4-3
Nov. 4, 2005	at Anaheim	Marcel Goc	J.S. Giguere	:51	1-0
Nov. 2, 2005	vs. Nashville	Alyn McCauley	Chris Mason	1:44	3-2
Oct. 26, 2005	at Dallas	Patrick Marleau	Marty Turco	3:20	5-4
April 4, 2004	vs. Los Angeles	Vincent Damphousse	Roman Cechmanek	3:10	4-3
March 28, 2004	vs. Dallas	Wayne Primeau	Ron Tugnutt	2:56	2-1
Feb. 14, 2004	at Columbus	Marco Sturm	Marc Denis	4:43	2-1
March 6, 2003	vs. Montreal	Marco Sturm	Jose Theodore	3:58	4-3
Dec. 3, 2002	at Phoenix	Teemu Selanne	Brian Boucher	4:16	3-2
Jan. 15, 2002	at Colorado	Teemu Selanne	Patrick Roy	4:57	1-0
Dec. 11, 2001	vs. Edmonton	Brad Stuart	Tommy Salo	4:08	5-4
March 27, 2001	vs. Los Angeles	Mike Ricci	Felix Potvin	1:53	3-2
Feb. 20, 2001	vs. Columbus	Marco Sturm	Ron Tugnutt	4:18	3-2
Feb. 10, 2001	vs. Chicago	Bryan Marchment	Jocelyn Thibault	2:07	3-2
Jan. 27, 2001	at St. Louis	Brad Stuart	Roman Turek	1:51	4-3
Dec. 16, 2000	at Phoenix	Gary Suter	Sean Burke	1:53	2-1
Nov. 30, 2000	vs. Anaheim	Scott Hannan	Dominic Roussel	4:50	3-2
Nov. 8, 2000	at Chicago	Marco Sturm	Jocelyn Thibault	4:44	3-2
March 15, 2000	vs. Buffalo	Jeff Friesen	Domink Hasek	2:56	6-5
Jan. 15, 2000	vs. Los Angeles	Jeff Friesen	Jamie Storr	1:05	3-2
Nov. 28, 1999	vs. New Jersey	Patrick Marleau	Martin Brodeur	4:54	4-3
\$Oct. 7, 1999	vs. Edmonton	Mike Ricci	Bill Ranford	3:44	3-2
Jan. 2, 1999	at N.Y. Islanders	Marco Sturm	Marcel Cousineau	1:47	4-3
April 4, 1997	vs. Colorado	Steve Guolla	Craig Billington	:35	7-6
Nov. 2, 1996	vs. Montreal	Darren Turcotte	Jose Theodore	3:07	4-3
Oct. 6, 1996	at Los Angeles	Viktor Kozlov	Stephane Fiset	4:55	7-6
March 22, 1996	at Calgary	Owen Nolan	Rick Tabaracci	1:09	2-1
March 28, 1995	vs. Winnipeg	Jeff Friesen	N. Khabibulin	4:27	6-5
Feb. 3, 1994	at Philadelphia	Sergei Makarov	Dominick Roussel	3:13	3-2
Oct. 31, 1993	at Anaheim	Tom Pederson	Guy Hebert	1:47	2-1
March 2, 1993	vs. Ottawa	Johan Garpenlov	Peter Sidorkiewicz	4:24	3-2
Nov. 25, 1992	at Calgary	Tom Pederson	Jeff Reese	3:53	4-3
Oct. 8, 1992	vs. Winnipeg	Kelly Kisio	Bob Essensa	4:00	4-3
Dec. 3, 1991	vs. Los Angeles	Brian Mullen	Kelly Hrudey	:22	3-2

\$=Games listed on or after Oct. 7, 1999 are played with the four-on-four overtime format. The winning team receives two points while the losing team receives one point in the NHL standings.



SHOOTOUT VICTORIES (61)

DATE	OPPONENT	SO WINNER	SJ CON/ ATT.	OPP CON/ ATT.	SCORE	GOALTENDER (SJ/OPP)
Apr. 2, 2016	at Nashville	Logan Couture	1/2	0/3	3-2	James Reimer/Carter Hutton
Feb. 18, 2016	at Florida	Joe Pavelski	2/2	1/3	2-1	Martin Jones/AI Montoya
Jan. 14, 2016	vs Edmonton	Joe Pavelski	2/2	0/2	2-1	Martin Jones/Cam Talbot
Oct. 16, 2015	at New Jersey	Brent Burns	2/2	1/3	2-1	Martin Jones/Cory Schneider
Mar. 28, 2015	at Philadelphia	Brent Burns	2/5	1/5	3-2	Alex Stalock/Steve Mason
Mar. 9, 2015	vs. Pittsburgh	Tommy Wingels	2/8	1/8	2-1	Antti Niemi/Marc-Andre Fleury
Oct. 28, 2014	at Colorado	Patrick Marleau	2/2	0/2	3-2	Antti Niemi/Semyon Varlamov
Oct. 14, 2014	at Washington	Joe Pavelski	1/2	0/3	6-5	Antti Niemi/Justin Peters
Mar. 13, 2014	at Columbus	Joe Pavelski	1/2	0/3	4-3	Alex Stalock/Sergei Bobrovsky
Feb. 1, 2014	vs. Chicago	Patrick Marleau	3/3	1/2	2-1	Antti Niemi/Corey Crawford
Jan. 14, 2014	at Washington	Patrick Marleau	1/2	0/3	2-1	Antti Niemi/Philipp Grubauer
Jan. 5, 2014	at Chicago	Logan Couture	2/2	0/2	3-2	Alex Stalock/Corey Crawford
Dec. 23, 2013	vs. Colorado	Logan Couture	2/3	0/2	5-4	Antti Niemi/Semyon Varlamov
Dec. 21, 2013	vs. Dallas	Joe Thornton	1/5	0/5	3-2	Alex Stalock/Kari Lehtonen
Nov. 30, 2013	vs. Anaheim	Joe Pavelski	1/3	0/3	4-3	Antti Niemi/Jonas Hiller
Nov. 27, 2013	vs. Los Angeles	Joe Thornton	4/8	3/8	3-2	Antti Niemi/Ben Scrivens
Oct. 21, 2013	at Detroit	Logan Couture	1/2	0/3	1-0	Antti Niemi/Jimmy Howard
Apr. 16, 2013	vs. Los Angeles	Raffi Torres	1/3	1/3	3-2	Antti Niemi/Jonathan Quick
Apr. 11, 2013	at Detroit	Patrick Marleau	2/3	1/3	3-2	Antti Niemi/Jimmy Howard
Mar. 30, 2013	vs. Phoenix	Logan Couture	1/3	0/3	3-2	Antti Niemi/Jason Labarbera
Mar. 20, 2013	vs. Edmonton	Dan Boyle	2/3	1/3	4-3	Antti Niemi/Devan Dubnyk
Mar. 5, 2013	vs. Vancouver	Joe Pavelski	2/4	1/4	3-2	Antti Niemi/Cory Schneider
Feb. 26, 2013	vs. Colorado	Patrick Marleau	2/4	1/4	3-2	Antti Niemi/Semyon Varlamov
Jan. 31, 2013	vs. Edmonton	Michal Handzus	2/3	0/2	3-2	Antti Niemi/Devan Dubnyk
Jan. 29, 2013	vs. Anaheim	Michal Handzus	1/3	0/3	3-2	Antti Niemi/Jonas Hiller
April 5, 2012	at Los Angeles	Joe Pavelski	1/2	0/3	6-5	Antti Niemi/Jonathan Quick
March 24, 2012	vs. Phoenix	Michal Handzus	2/2	0/2	4-3	Antti Niemi/Mike Smith
March 15, 2012	vs. Nashville	Ryane Clowe	1/3	0/3	2-1	Antti Niemi/Pekka Rinne
Jan. 17, 2012	vs. Calgary	Michal Handzus	2/3	0/2	2-1	Antti Niemi/Miikka Kiprusoff
Jan. 2, 2012	at Vancouver	Michal Handzus	1/3	0/3	3-2	Antti Niemi/Roberto Luongo
Dec. 23, 2011	vs. Los Angeles	Ryane Clowe	1/4	0/4	2-1	Antti Niemi/Jonathan Quick
Dec. 1, 2011	vs. Montreal	Joe Pavelski	3/6	2/6	4-3	Antti Niemi/Carey Price
Nov. 3, 2011	vs. Pittsburgh	Ryane Clowe	1/3	0/3	4-3	Thomas Greiss/Marc-Andre Fleury
Oct. 21, 2011	at New Jersey	Ryane Clowe	2/3	1/3	4-3	Antti Niemi/Johan Hedberg
March 1, 2011	vs. Colorado	Ryane Clowe	1/3	0/3	2-1	Antti Niemi/Brian Elliot
Feb. 25, 2011	at Calgary	Ryane Clowe	1/3	0/3	4-3	Antti Niemi/Miikka Kiprusoff
Jan. 20, 2011	at Vancouver	Joe Pavelski	1/2	0/3	2-1	Antti Niemi/Roberto Luongo
Dec. 8, 2010	vs. Philadelphia	Logan Couture	2/2	0/2	5-4	Antero Niittymaki/Sergei Bobrovsky
Nov. 11, 2010	vs. NY Islanders	Logan Couture	2/3	0/2	2-1	Antero Niittymaki/Dwayne Roloson
April 10, 2010	vs. Phoenix	Logan Couture	3/5	2/5	3-2	Evgeni Nabokov/Ilya Bryzgalov
Feb. 11, 2010	at Detroit	Patrick Marleau	1/3	0/3	3-2	Evgeni Nabokov/Jimmy Howard
Dec. 31, 2009	at Phoenix	Ryane Clowe	1/6	0/6	3-2	Thomas Greiss/Ilya Bryzgalov
Dec. 28, 2009	vs. Phoenix	Joe Pavelski	1/2	0/3	3-2	Evgeni Nabokov/Ilya Bryzgalov
Nov. 27, 2009	at Edmonton	Joe Pavelski	1/2	0/3	5-4	Evgeni Nabokov/Jeff Deslauriers
Nov. 4, 2009	at Columbus	Dan Boyle	1/2	0/3	3-2	Evgeni Nabokov/Steve Mason



SHOOTOUT VICTORIES (61)

DATE	OPPONENT	SO WINNER	SJ CON/ ATT.	OPP CON/ ATT.	SCORE	GOALTENDER (SJ/OPP)
Oct. 28, 2009	vs. Los Angeles	Ryane Clowe	2/6	1/6	2-1	Evgeni Nabokov/Jonathan Quick
April 7, 2009	vs. Colorado	Joe Pavelski	1/3	0/3	1-0	Evgeni Nabokov/Peter Budaj
March 19, 2009	vs. Nashville	Jonathan Cheechoo	2/3	1/3	3-2	Evgeni Nabokov/Pekka Rinne
March 14, 2009	vs. Los Angeles	Jonathan Cheechoo	2/7	1/7	2-1	Evgeni Nabokov/Erik Ersberg
Dec. 15, 2008	at Los Angeles	Ryane Clowe	2/2	1/3	3-2	Brian Boucher/Jason LaBarbera
Nov. 6, 2008	vs. St. Louis	Ryane Clowe	2/4	1/4	5-4	Evgeni Nabokov/Ben Bishop
Oct. 22, 2008	at Philadelphia	Joe Pavelski	2/2	0/2	7-6	Evgeni Nabokov/Martin Biron
April 4, 2007	at Anaheim	Ryane Clowe	2/2	1/3	3-2	Evgeni Nabokov/Ilya Bryzgalov
Feb. 21, 2007	at Washington	Jonathan Cheechoo	2/3	1/3	3-2	Evgeni Nabokov/Brent Johnson
March 19, 2008	vs. Minnesota	Jeremy Roenick	2/3	1/3	4-3	Evgeni Nabokov/Niklas Backstrom
March 9, 2008	at Minnesota	Patrick Marleau	2/3	1/3	3-2	Evgeni Nabokov/Niklas Backstrom
Feb. 24, 2008	at Pittsburgh	Jeremy Roenick	3/3	2/3	2-1	Evgeni Nabokov/Ty Conklin
Feb. 2, 2008	vs. Chicago	Jeremy Roenick	2/5	1/5	3-2	Evgeni Nabokov/Nikolai Khabibulin
Dec. 16, 2007	at Anaheim	Joe Thornton	3/6	2/6	2-1	Evgeni Nabokov/J.S. Giguere
Nov. 14, 2007	at Dallas	Devin Setoguchi	2/2	0/2	4-3	Evgeni Nabokov/Marty Turco
Oct. 29, 2005	vs. Calgary	Nils Ekman	2/4	1/4	3-2	Nolan Schaefer/Miikka Kiprusoff

LOSSES (15)/OVERTIME LOSSES (69)

DATE	OPPONENT	GWG	GOALTENDER	TIME	SCORE
Jan. 24, 2016	vs Los Angeles	Marian Gaborik	Martin Jones	4:06	2-3
Dec. 20, 2015	at Chicago	Jonathan Toews	Martin Jones	2:21	3-4
Dec. 9, 2015	at Edmonton	Taylor Hall	Martin Jones	3:59	3-4
Feb. 11, 2015	vs. Washington	Joel Ward	Antti Niemi	2:42	4-5
Jan. 17, 2015	vs. Calgary	Sean Monahan	Antti Niemi	0:24	3-4
Dec. 22, 2014	at Anaheim	Ryan Kesler	Antti Niemi	0:58	2-3
Mar. 4, 2014	vs. Carolina	Jay Harrison	Alex Stalock	4:18	2-3
Oct. 30, 2013	at Los Angeles	Anze Kopitar	Antti Niemi	2:32	3-4
Mar. 10, 2013	at Colorado	Matt Duchene	Antti Niemi	4:59	2-3
Mar. 9, 2013	vs. St. Louis	Patrik Berglund	Alex Stalock	1:12	3-4
Feb. 12, 2013	at Nashville	Colin Wilson	Antti Niemi	2:08	0-1
March 13, 2012	at Calgary	Matt Stajan	Antti Niemi	4:20	2-3
Feb. 16, 2012	at Tampa Bay	Martin St. Louis	Antti Niemi	4:27	5-6
Dec. 28, 2011	vs. Vancouver	Andrew Ebbett	Antti Niemi	3:23	2-3
Dec. 11, 2011	at Chicago	Patrick Sharp	Antti Niemi	4:26	2-3
Nov. 5, 2011	vs. Nashville	David Legwand	Antti Niemi	2:53	3-4
Nov. 18, 2010	at Dallas	Mike Ribeiro	Antti Niemi	2:52	4-5
Nov. 17, 2010	at Colorado	Kevin Porter	Antero Niittymaki	2:07	3-4
Nov. 9, 2010	vs. Anaheim	Lubomir Visnovsky	Antero Niittymaki	4:27	2-3
Oct. 9, 2010	vs. Columbus	Ethan Moreau	Antero Niittymaki	1:56	2-3
April 4, 2010	at Colorado	John-Michael Liles	Evgeni Nabokov	2:59	4-5
Mar. 13, 2010	vs. Florida	Bryan Allen	Thomas Greiss	2:46	2-3
Jan. 28, 2010	vs. Chicago	Troy Brouwer	Evgeni Nabokov	1:37	3-4
Dec. 9, 2009	vs. Los Angeles	Dustin Brown	Evgeni Nabokov	1:16	4-5
Nov. 15, 2009	at Chicago	Brent Seabrook	Evgeni Nabokov	:41	3-4
Mar. 5, 2009	vs. Minnesota	Mikko Koivu	Brian Boucher	4:46	3-4
Feb. 7, 2009	at Columbus	Christian Backman	Evgeni Nabokov	1:33	2-3
Dec. 31, 2008	at Minnesota	Brent Burns	Evgeni Nabokov	1:38	2-3
Dec. 17, 2008	at Columbus	R.J. Umberger	Evgeni Nabokov	2:55	1-2
Dec. 6, 2008	vs. Edmonton	Kyle Brodziak	Evgeni Nabokov	2:40	2-3
Nov. 11, 2008	vs. Nashville	Ville Koistinen	Brian Boucher	2:28	3-4
Mar. 25, 2008	at Phoenix	Martin Hanzal	Brian Boucher	3:23	4-5
Feb. 12, 2008	vs. Calgary	Jarome Iginla	Evgeni Nabokov	4:35	3-4



LOSSES (15)/OVERTIME LOSSES (66)

DATE	OPPONENT	GWG	GOALTENDER	TIME	SCORE
Jan. 13, 2008	at Anaheim	Francois Beauchemin	Thomas Greiss	:33	3-4
Jan. 3, 2008	vs. Calgary	Jarome Iginla	Evgeni Nabokov	3:26	2-3
April 7, 2007	vs. Vancouver	Mattias Ohlund	Evgeni Nabokov	:34	3-4
Mar. 18, 2007	at Colorado	Milan Hejduk	Evgeni Nabokov	:19	3-4
Mar. 9, 2007	vs. Vancouver	Henrik Sedin	Evgeni Nabokov	3:30	1-2
April 1, 2006	vs. Phoenix	Steve Reinprecht	Vesa Toskala	3:55	3-4
Mar. 7, 2006	at Anaheim	Sandis Ozolinsh	Evgeni Nabokov	:58	4-5
Jan. 30, 2006	at Dallas	Jason Arnott	Evgeni Nabokov	4:24	2-3
Oct. 17, 2005	at Detroit	Jiri Fischer	Evgeni Nabokov	4:09	2-3
Feb. 26, 2004	at Vancouver	Brent Sopel	Vesa Toskala	2:14	2-3
Jan. 31, 2004	at Nashville	Marek Zidlicky	Evgeni Nabokov	4:44	2-3
Jan. 8, 2004	vs. Columbus	Rick Nash	Evgeni Nabokov	4:57	2-3
Dec. 17, 2003	at Detroit	Brenden Shanahan	Evgeni Nabokov	3:51	2-3
Nov. 13, 2003	vs. St. Louis	Peter Cajanek	Evgeni Nabokov	4:45	3-4
Nov. 5, 2003	at New Jersey	Jamie Langenbrunner	Evgeni Nabokov	4:17	2-3
Mar. 22, 2003	vs. Anaheim	Niclas Havelid	Evgeni Nabokov	1:33	2-3
Mar. 17, 2003	vs. Chicago	Theo Fleury	Vesa Toskala	1:26	2-3
Mar. 1, 2003	at Anaheim	Steve Thomas	Miikka Kiprusoff	2:04	2-3
Jan. 22, 2003	vs. New Jersey	Joe Nieuwendyk	Miikka Kiprusoff	4:32	4-5
Jan. 13, 2003	at Los Angeles	Jason Allison	Miikka Kiprusoff	3:50	2-3
Dec. 16, 2002	at N.Y. Rangers	Petr Nedved	Miikka Kiprusoff	2:25	1-2
Nov. 13, 2002	at Atlanta	Vyacheslav Kozlov	Evgeni Nabokov	2:19	2-3
Oct. 31, 2002	at Minnesota	Sergei Zholtok	Evgeni Nabokov	4:50	1-2
Nov. 17, 2001	vs. Dallas	Richard Matvichuk	Evgeni Nabokov	:50	2-3
Nov. 11, 2001	at Chicago	Tony Amonte	Evgeni Nabokov	1:01	2-3
Oct. 4, 2001	vs. Detroit	Brendan Shanahan	Evgeni Nabokov	1:55	3-4
April 7, 2001	vs. Dallas	Mike Modano	Evgeni Nabokov	2:10	4-5
Mar. 17, 2001	at Los Angeles	Bryan Smolinski	Evgeni Nabokov	0:40	0-1
Mar. 6, 2001	at Tampa Bay	Brad Richards	Evgeni Nabokov	4:02	1-2
Feb. 1, 2000	vs. Phoenix	Keith Carney	Steve Shields	1:32	0-1
Jan. 29, 2000	vs. N.Y. Islanders	Mathieu Biron	Steve Shields	2:43	2-3
Jan. 23, 2000	at Phoenix	Jyrki Lumme	Steve Shields	4:16	2-3
Jan. 17, 2000	at Chicago	Doug Gilmour	Steve Shields	:56	4-5
Dec. 30, 1999	at St. Louis	Al MacInnis	Steve Shields	3:40	1-2
Nov. 23, 1999	vs. Montreal	Craig Rivet	Mike Vernon	3:50	2-3
\$Nov. 10, 1999	at Calgary	Cory Stillman	Mike Vernon	4:23	3-4
April 12, 1999	vs. Edmonton	Tom Poti	Steve Shields	3:55	4-5
Nov. 20, 1998	vs. Phoenix	Dallas Drake	Steve Shields	0:37	1-2
Dec. 1, 1997	at Calgary	German Titov	Mike Vernon	1:22	2-3
Oct. 13, 1997	vs. Philadelphia	Eric Lindros	Kelly Hrudey	1:49	2-3
Mar. 3, 1997	at N.Y. Rangers	Niklas Sundstrom	Ed Belfour	1:24	4-5
Jan. 27, 1996	vs. Colorado	Valeri Kamensky	Chris Terreri	2:49	3-4
Oct. 24, 1993	at Vancouver	Geoff Courtnall	Arturs Irbe	:28	2-3
April 10, 1993	vs. Los Angeles	Tomas Sandstrom	Arturs Irbe	3:22	2-3
April 3, 1993	vs. Calgary	Theoren Fleury	Arturs Irbe	3:06	2-3
Dec. 16, 1992	vs. Tampa Bay	John Tucker	Jeff Hackett	2:53	4-5
Dec. 12, 1992	vs. Quebec	Scott Young	Brian Hayward	4:19	7-8
Nov. 27, 1992	at Winnipeg	Tomas Steen	Brian Hayward	1:29	2-3
Jan. 4, 1992	vs. Montreal	Guy Carbonneau	Jeff Hackett	1:00	0-1
Dec. 16, 1991	at N.Y. Rangers	Brian Leetch	Brian Hayward	:23	3-4
Nov. 19, 1991	vs. Los Angeles	Mike Donnelly	Jeff Hackett	3:47	2-3

\$=Before the 1999-00 season, teams that lost in overtime received a loss and no points. Beginning in the 1999-00 season, teams that lost in overtime were credited with an overtime loss (OTL), earning the losing team one point.




SHOOTOUT LOSSES (55)

DATE	OPPONENT	SO WINNER	SJ CON/ ATT.	OPP CON/ ATT.	SCORE	GOALTENDER (SJ/OPP)
Feb. 24, 2016	at Colorado	Nathan MacKinnon	0/2	2/3	3-4	Martin Jones/Calvin Pickard
Feb. 11, 2016	vs Calgary	Jiri Hudler	1/4	2/4	5-6	Alex Stalock/Jonas Hiller
Jan. 18, 2016	vs Ottawa	Mika Zibanejad	0/3		3-4	Alex Stalock/Craig Anderson
Mar. 29, 2015	at Pittsburgh	David Perron	0/2	2/2	2-3	Alex Stalock/Marc-Andre Fleury
Feb. 2, 2015	vs Edmonton	Rob Klinkhammer	1/13	2/13	4-5	Antti Niemi/Viktor Fasth
Nov. 22, 2014	vs. Arizona	Antoine Vermette	0/3	1/3	3-4	Antti Niemi/Devan Dubnyk
Nov. 20, 2014	vs. Florida	Nick Bjugstad	1/3	2/3	2-3	Antti Niemi/Roberto Luongo
Oct. 30, 2014	at Minnesota	Jason Pominville	1/3	2/3	3-4	Antti Niemi/Darcy Kuemper
Oct. 16, 2014	at NY Islanders	John Tavares	1/5	2/5	3-4	Alex Stalock/Jaroslav Halak
Mar. 24, 2014	at Calgary	Mike Cammalleri	0/3	1/3	1-2	Alex Stalock/Karri Ramo
Mar. 22, 2014	vs Washington	Niklas Backstrom	1/3	2/3	2-3	Antti Niemi/Braden Holtby
Dec. 10, 2013	vs. NY Islanders	Kyle Okposo		2/4	2-3	Antti Niemi/Kevin Poulin
Nov. 10, 2013	at Winnipeg	Andrew Ladd	0/3	1/3	4-5	Antti Niemi/Ondrej Pavelec
Nov. 5, 2013	vs. Buffalo	Cody Hodgson	1/4	2/4	4-5	Antti Niemi/Ryan Miller
Nov. 2, 2013	vs. Phoenix	Antoine Vermette	1/5	2/5	2-3	Antti Niemi/Mike Smith
Oct. 17, 2013	at Dallas	Alex Chiasson	0/3	1/3	3-4	Antti Niemi/Dan Ellis
Apr. 7, 2013	vs. Dallas	Jamie Benn	0/3	1/2	4-5	Antti Niemi/Kari Lehtonen
Feb. 28, 2013	vs. Detroit	Damien Brunner	0/3	1/2	1-2	Antti Niemi/Jimmy Howard
Feb. 9, 2013	vs. Phoenix	Mikkel Boedker	0/2	2/2	0-1	Antti Niemi/Mike Smith
Feb. 2, 2013	vs. Nashville	Craig Smith	0/3	1/2	1-2	Antti Niemi/Pekka Rinne
March 8, 2012	at Dallas	Tomas Vincour	0/5	1/5	3-4	Antti Niemi/Kari Lehtonen
March 6, 2012	vs. Edmonton	Sam Gagner	0/3	1/2	2-3	Antti Niemi/Devan Dubnyk
Jan. 23, 2012	at Edmonton	Taylor Hall	1/4	2/4	1-2	Thomas Greiss/Devan Dubnyk
Jan. 10, 2012	at Minnesota	Matt Cullen	0/2	2/2	4-5	Antti Niemi/Josh Harding
Dec. 13, 2011	at Colorado	Gabriel Landeskog	1/5	2/5	3-4	Antti Niemi/Semyon Varlamov
Mar. 24, 2011	at Los Angeles	Dustin Brown	1/5	2/5	3-4	Antti Niemi/Jonathan Quick
Mar. 12, 2011	vs. NY Rangers	Brandon Dubinsky	1/6	2/6	2-3	Antti Niemi/Henrik Lundqvist
Mar. 10, 2011	vs. Vancouver	Alexandre Burrows	0/3	1/2	4-5	Antti Niemi/Cory Schneider
Jan. 26, 2011	at Los Angeles	Jarret Stoll	0/4	1/4	2-3	Antti Niemi/Jonathan Quick
Dec. 13, 2010	vs. Dallas	Brad Richards	1/3	2/2	2-3	Antti Niemi/Andrew Raycroft
Jan. 14, 2010	vs. Boston	Zdeno Chara	0/4	1/4	1-2	Evgeni Nabokov/Tim Thomas
Dec. 11, 2009	vs. Dallas	Matt Niskanen	1/11	2/11	2-3	Evgeni Nabokov/Marty Turco
Dec. 3, 2009	vs. St. Louis	T.J. Oshie	1/3	2/3	2-3	Evgeni Nabokov/Ty Conklin
Nov. 12, 2009	vs. Dallas	Stephan Robidas	0/3	1/3	2-3	Evgeni Nabokov/Marty Turco
Nov. 5, 2009	at Detroit	Pavel Datsyuk	0/2	2/3	1-2	Evgeni Nabokov/Chris Osgood
Oct. 12, 2009	vs. Phoenix	Lauri Korpikoski	1/3	2/3	0-1	Evgeni Nabokov/Ilya Bryzgalov
Mar. 25, 2009	at Chicago	Patrick Kane	0/2	2/2	5-6	Evgeni Nabokov/Nikolai Khabibulin
Feb. 12, 2009	at Buffalo	Derek Roy	1/5	2/5	5-6	Evgeni Nabokov/Ryan Miller
Feb. 11, 2009	at Pittsburgh	Sidney Crosby	0/3	1/3	1-2	Brian Boucher/Marc-Andre Fleury
Feb. 5, 2009	vs. Carolina	Sergei Samsonov	1/3	2/3	3-4	Evgeni Nabokov/Michael Leighton
Dec. 27, 2008	at St. Louis	Brad Winchester	1/3	2/3	2-3	Evgeni Nabokov/Manny Legace
Mar. 16, 2008	vs. Edmonton	Fernando Pisani	1/4	2/4	1-2	Evgeni Nabokov/Dwayne Roloson
Dec. 20, 2007	vs. Phoenix	Peter Mueller	0/3	1/2	2-3	Evgeni Nabokov/Ilya Bryzgalov
Nov. 28, 2007	vs. Los Angeles	Dustin Brown	2/3	3/3	2-3	Evgeni Nabokov/Jason LaBarbera
Nov. 17, 2007	vs. Anaheim	Corey Perry	0/3	1/2	1-2	Evgeni Nabokov/J.S. Giguere
Nov. 9, 2007	at Anaheim	Ryan Getzlaf	2/3	0/2	2-3	Evgeni Nabokov/J.S. Giguere
Oct. 4, 2007	at Edmonton	Jarret Stoll	1/4	2/4	2-3	Evgeni Nabokov/Dwayne Roloson
Feb. 28, 2007	vs. Nashville	Jean-Pierre Dumont	1/4	2/4	3-4	Evgeni Nabokov/Tomas Vokoun
Jan. 30, 2007	vs. Dallas	Mike Ribeiro	2/3	3/3	2-3	Vesa Toskala/Marty Turco
Mar. 18, 2006	vs. Dallas	Antti Miettinen	1/4	2/4	3-4	Vesa Toskala/Marty Turco
Feb. 2, 2006	vs. Minnesota	Brian Rolston	0/5	1/5	2-3	Vesa Toskala/Manny Fernandez
Jan. 19, 2006	vs. Edmonton	Ryan Smyth	1/3	2/3	2-3	Vesa Toskala/Mike Morrison
Dec. 23, 2005	vs. St. Louis	Petr Cajanek	1/4	2/4	1-2	Evgeni Nabokov/Jason Bacashihua
Nov. 21, 2005	at Edmonton	Ryan Smyth	1/3	2/3	1-2	Evgeni Nabokov/Mike Morrison
Nov. 19, 2005	vs. Phoenix	G. Sanderson	1/4	2/4	3-4	Evgeni Nabokov/Curtis Joseph
Nov. 12, 2005	vs. Dallas	Sergei Zubov	0/2	2/2	2-3	Evgeni Nabokov/Marty Turco



HEAD COACHES



George Kingston



Kevin Constantine



Jim Wiley



Al Sims



Darryl Sutter



Ron Wilson



Todd McLellan



Peter DeBoer

ALL-TIME HEAD COACHING RECORDS

NAME	GC	RECORD	PTS PCT.	SEASONS
Peter DeBoer	82	46-30-6	.598	2015-16
Todd McLellan	540	311-163-66	.637	2008-15
Ron Wilson	385	206-134-45	.594	2002-08
Cap Raeder&	1	1-0-0-0	1.000	2002
Darryl Sutter	434	192-167-75	.529	1997-02
Al Sims	82	27-47-8	.378	1996-97
Jim Wiley	57	17-37-3	.325	1995-96
Kevin Constantine	157	55-78-24	.427	1993-95
George Kingston	164	28-129-7	.192	1991-93

&Cap Raeder served as interim head coach for the Dec. 3, 2003 game at Phoenix, a 3-2 overtime win

ALL-TIME GENERAL MANAGERS

NAME	YEAR(S)
Jack Ferreira	1991-92
Chuck Grillo	1992-96
(Vice President, Director of Player Personnel)	
Dean Lombardi	1996-03
Doug Wilson	2003-present

ALL-TIME TEAM CAPTAINS

PLAYER	YEAR(S)
Doug Wilson	1991-93
Bob Errey	1993-95
Jeff Odgers	1995-96
Todd Gill	1996-98
Owen Nolan	1998-03
Vincent Damphousse	2003*
Mike Ricci	2003*
Alyn McCauley	2003*
Patrick Marleau	2004-09*
Rob Blake	2009-10
Joe Thornton	2010-2014
Joe Pavelski	2015-Current

* Served as captain for part of the season as part of a rotating captaincy plan in 2003-04.



ALL-TIME ATTENDANCE

SEASON	HOME DATES	TOTAL	AVERAGE	% OF CAPACITY	SELLOUTS	CAPACITY
2015-16	41	686,623	16,747	95.4%-	13	17,562
2014-15	41-	767,012-	17,420^	99.3%-	24-	17,562^
2013-14	41	720,042	17,562	100%	41	17,562
2012-13#	24	421,488	17,562	100%	24	17,562
2011-12	41	720,042	17,562	100%	41	17,562
2010-11*	40	702,480	17,562	100%	40	17,562
2009-10!	41	719,904	17,559	99.9%	40	17,562
2008-09	41	717,023	17,488	99.9%	40	17,496
2007-08	41	713,863	17,411	99.5%	31	17,496
2006-07	41	714,316	17,422	99.6%	36	17,496
2005-06	41	690,095	16,831	96.2%	21	17,496
2003-04	41	649,261	15,836	90.5%	10	17,496
2002-03	41	711,386	17,350	99.2%	26	17,496
2001-02	41	714,357	17,423	99.6%	33	17,496
2000-01@	41	716,196	17,468	99.9%	35	17,496
1999-00	41	708,925	17,291	98.8%	32	17,483
1998-99*	40	685,929	17,148	98.1%	23	17,483
1997-98	41	701,164	17,101	97.8%	20	17,483
1996-97 \$	41	714,238	17,420	99.9%	38	17,442
1995-96	41	704,790	17,190	100%	41	17,190
1994-95 #	24	412,560	17,190	100%	24	17,190
1993-94 *	41	680,407	16,595	96.5%	28	17,190
1992-93 *&	41	452,849	11,045	99.6%	34	11,089
1991-92 &	40	435,520	10,888	100%	40	10,888

- — Includes Stadium Series game at Levi's Stadium.

^ — Does NOT include Stadium Series game at Levi's Stadium.

! — Capacity increased from 17,496 to 17,562.

@ — Capacity increased from 17,442 to 17,496.

\$ — Capacity increased from 17,190 to 17,442 after first home game.

* — One neutral site game as designated home team not counted in totals.

& — Seasons played at Cow Palace in Daly City, Calif.

— Shortened schedule due to labor stoppage.



ALL-TIME ASSISTANT COACHES

SEASON	ASSISTANT COACHES	SEASON	ASSISTANT COACHES
1991-92	Bob Murdoch Drew Remenda	2007-08	Tim Hunter Rob Zettler
1992-93	Bob Murdoch Drew Remenda	2008-09	Trent Yawney Todd Richards Jay Woodcroft Mike Ricci (development coach) Corey Schwab (goaltending coach)
1993-94	Wayne Thomas (assistant coach and assistant to director of hockey operations) Vasily Tikhonov Drew Remenda	2009-11	Trent Yawney Matt Shaw Jay Woodcroft Mike Ricci (development coach) Corey Schwab (goaltending coach)
1994-95	Wayne Thomas (assistant coach and assistant to director of hockey operations) Vasily Tikhonov Drew Remenda	2011-12	Matt Shaw Jay Woodcroft Mike Ricci (development coach) Corey Schwab (goaltending coach)
1995-96	Wayne Thomas (assistant coach and assistant to hockey player personnel director) Drew Remenda (assigned to Kansas City development team, Oct. 10, 1995) Vasily Tikhonov (assigned to Kansas City development team, Oct. 10, 1995) Jim Wiley (promoted from Kansas City development team, Oct. 10, 1995) Mark Kaufman (promoted from Kansas City development team, Oct. 10, 1995)	2012-15	Larry Robinson (associate coach) Jim Johnson Jay Woodcroft Mike Ricci (development coach) Corey Schwab (goaltending coach)
1996-97	Wayne Cashman Roy Sommer	2015-16	Bob Boughner Steve Spott Johan Hedberg (assistant/ goaltending coach) Mike Ricci (development coach) Evgeni Nabokov (goaltending development coach)
1997-98	Roy Sommer Paul Baxter		
1998-99	Paul Baxter Bob Berry		
1999-00	Paul Baxter Bob Berry		
2000-01	Rich Preston Cap Raeder Warren Strelow (goaltending coach; served as goaltending consultant from 1997-00)		
2001-02	Rich Preston Lorne Molleken Warren Strelow (goaltending coach)		
2002-07	Tim Hunter Rob Zettler Warren Strelow (goaltending coach)		



TEAM RECORD BY SEASON

THE RECORD BOOK

HOME SEASON	GP	W	L	T	O/T	PTS	PTS PCT
2015-16	41	18	20	-	3	39	.475
2014-15	*41	19	17	-	5	43	.524
2013-14	41	29	7	-	5	63	.768
2012-13	24	17	2	-	5	39	.813
2011-12	41	26	12	-	3	55	.671
2010-11	*41	25	11	-	5	55	.671
2009-10	41	27	6	-	8	62	.756
2008-09 ^a	41	32	5	-	4	68	.829
2007-08	41	22	13	-	6	50	.610
2006-07	41	25	12	-	4	54	.659
2005-06	41	25	9	-	7	57	.695
2003-04	41	24	8	7	2	57	.695
2002-03	41	17	16	5	3	42	.512
2001-02	41	25	11	3	2	55	.671
2000-01	41	22	14	4	1	49	.598
1999-00	41	21	17	3	3	48	.585
1998-99	*41	17	15	9	—	43	.524
1997-98	41	17	19	5	—	39	.476
1996-97	41	14	23	4	—	32	.390
1995-96	41	12	26	3	—	27	.329
1994-95	24	10	13	1	—	21	.438
1993-94	*42	19	13	10	—	48	.571
1992-93	*42	8	33	1	—	17	.202
1991-92	40	14	23	3	—	31	.388
TOTALS	910	456	338	58	61	1031	.566

ROAD SEASON	GP	W	L	T	OTL	PTS	PTS PCT
2015-16	41	28	10	-	3	59	.720
2014-15	41	21	16	-	4	46	.561
2013-14	41	22	15	-	4	48	.585
2012-13	24	8	14	-	2	18	.375
2011-12	41	17	17	-	7	41	.500
2010-11	**41	23	14	-	4	50	.610
2009-10	41	24	14	-	3	51	.622
2008-09&	41	21	13	-	7	49	.598
2007-08	41	27	10	-	4	58	.707
2006-07	41	26	14	-	1	53	.646
2005-06	41	19	18	-	4	42	.512
2003-04	41	19	13	5	4	47	.573
2002-03	41	11	21	4	5	31	.378
2001-02	41	19	16	5	1	44	.537
2000-01	41	18	13	8	2	46	.561
1999-00	41	14	16	7	4	39	.476
1998-99	**41	14	18	9	—	37	.451
1997-98	41	17	19	5	—	39	.476
1996-97	41	13	24	4	—	30	.366
1995-96	41	8	29	4	—	20	.244
1994-95	24	9	12	3	—	21	.438
1993-94	**42	14	22	6	—	34	.405
1992-93	**42	3	28	1	—	7	.083
1991-92	40	3	35	2	—	8	.100
TOTALS	910	376	406	63	55	870	.478



TEAM RECORD BY SEASON

& — Won Presidents' Trophy

— Won Pacific Division

* — Includes one game at neutral site designated as home game.

** — Includes one game at neutral site designated as road game.

OVERALL SEASON	GP	W	L	T	OTL	PTS	PTS PCT	FINISH
2015-16	82	46	30	-	6	98	.598	3rd Div./6th Conf.
2014-15	82	40	33	-	9	89	.543	5th Div./12th Conf.
2013-14	82	51	22	-	9	111	.721	2nd Div./4th Conf.
2012-13	48	25	16	-	7	57	.594	3rd Div./6th Conf.
2011-12	82	43	29	-	10	96	.585	2nd Div./7th Conf.
2010-11#	82	48	25	-	9	105	.640	1st Div./2nd Conf.
2009-10#	82	51	20	-	11	113	.689	1st Div./1st Conf.
2008-09&#	82	53	18	-	11	117	.713	1st Div./1st Conf.
2007-08#	82	49	23	-	10	108	.659	1st Div./2nd Conf.
2006-07	82	51	26	-	5	107	.652	2nd Div./5th Conf.
2005-06	82	44	27	-	11	99	.604	2nd Div./5th Conf.
2003-04#	82	43	21	12	6	104	.634	1st Div./2nd Conf.
2002-03	82	28	37	9	8	73	.445	5th Div./14th Conf.
2001-02#	82	44	27	8	3	99	.604	1st Div./3rd Conf.
2000-01	82	40	27	12	3	95	.579	2nd Div./5th Conf.
1999-00	82	35	33	10	7	87	.530	4th Div./8th Conf.
1998-99	82	31	33	18	—	80	.488	4th Div./7th Conf.
1997-98	82	34	38	10	—	78	.476	4th Div./8th Conf.
1996-97	82	27	47	8	—	62	.378	7th Div./13th Conf.
1995-96	82	20	55	7	—	47	.287	7th Div./13th Conf.
1994-95	48	19	25	4	—	42	.438	3rd Div./7th Conf.
1993-94	84	33	35	16	—	82	.488	3rd Div./8th Conf.
1992-93	84	11	61	2	—	24	.143	6th Division
1991-92	80	17	58	5	—	39	.244	6th Division
TOTALS	1902	883	773	121	125	2012	.529	





SHARKS IN THE NHL ALL-STAR GAME

SEASON	HOST	SKATERS	G	A	PTS	NOTES
2015-16	Nashville	Brent Burns	0	4 (3,1)	4 (3,1)	Beat Team Central 9-6 in West Game
		Joe Pavelski	1 (1,0)	1 (1,0)	2 (2,0)	Beat Team Atlantic 1-0 in Final
2013-14	NO ALL-STAR GAME DUE TO PARTICIPATION IN THE WINTER OLYMPICS					
2012-13	NO ALL-STAR GAME					
2011-12	Ottawa	Logan Couture	0	1	1	Drafted by Team Alfredsson, last selection in the draft and won a car
2010-11	Carolina	Dan Boyle	0	1	1	Drafted by Team Staal
2009-10	NO ALL-STAR GAME DUE TO PARTICIPATION IN THE WINTER OLYMPICS					
2008-09	Montreal	Joe Thornton	0	3	3	6th consecutive appearance
		Dan Boyle	1	1	2	1st career appearance
		Patrick Marleau	1	2	3	3rd career appearance
2007-08	Atlanta	Joe Thornton	0	1	1	5th consecutive appearance
2006-07	Dallas	Joe Thornton	0	0	0	Voted to starting lineup
		Jonathan Cheechoo	0	1	1	Voted to starting lineup
		Patrick Marleau	1	0	1	2nd Fastest Skater during NHL Skills Competition
2005-06	NO ALL-STAR GAME DUE TO PARTICIPATION IN THE WINTER OLYMPICS					
2004-05	NO ALL-STAR GAME					
2003-04	Minnesota	Patrick Marleau	0	0	0	1st career appearance
2002-03	Florida	Teemu Selanne	0	0	0	Voted to starting lineup
2001-02	Los Angeles	Teemu Selanne	2	0	2	One of 2 players to score 2 goals in the contest. Voted to starting lineup
		Owen Nolan	0	0	0	Plus-3, 5 shots. Voted to starting lineup
		Vincent Damphousse	1	2	3	Scored opening goal, plus-3. Voted to starting lineup
2000-01	Colorado***	Marcus Ragnarsson	0	0	0	Led World Team in ice time (21:04)
1999-00	Toronto	Owen Nolan	0	0	0	4th career All-Star Appearance
1998-99	Tampa Bay	Marco Sturm	1	0	1	Scored World Team's first goal
1997-98	Vancouver	None Selected				
1996-97	San Jose**	Owen Nolan	3	0	3	Hat trick; led West in goals
		Tony Granato	0	0	0	Named as a starter
1995-96	Boston	Owen Nolan	0	0	0	2nd career appearance
1994-95	NO ALL-STAR GAME					
1993-94	N.Y. Rangers	Sandis Ozolinsh	2	1	3	Led Western Conf. in scoring
1992-93	Montreal*	Kelly Kisio	1	1	2	1st career appearance
1991-92	Philadelphia	Doug Wilson	0	0	0	7th appearance, 6 with Chicago

SEASON	HOST	GOALTENDER	G	A	PTS	NOTES
2007-08	Atlanta	Evgeni Nabokov	20	0	8	First goalie to stop all shots in a period since Nikolai Khabibulin in 2002
2000-01	Colorado	Evgeni Nabokov	20	5	11	Finished 2nd in NHL Skills Competition
1993-94	N.Y. Rangers	Arturs Irbe	20	2	16	Stopped 16 of 18 shots

SEASON	HOST	COACH	G	A	PTS	NOTES
2011-12	Ottawa	Todd McLellan				12-9 L; Sons helped form team's lines
2008-09	Montreal	Todd McLellan				12-11 SO loss; 2nd first-year coach in ASG

* Pat Falloon was selected to play in 1992-93, but was unable to participate due to injury.

** Tony Granato was the Commissioner's Special Selection from the Western Conference and named starter for Joe Sakic (COL, injured).

*** Vincent Damphousse was selected to play in 2000-01, but was unable to participate due to injury.



SHARKS IN THE OLYMPICS

SEASON	HOST	SKATER	GP	G	A	PTS	COUNTRY
2014	Sochi, Russia	Joe Pavelski	6	1	4	5	USA
		Patrick Marleau	6	0	4	4	Canada
		Marc-Edouard Vlasic	6	0	0	0	Canada
2010	Vancouver, B.C.	Dany Heatley	7	4	3	7	Canada
		Dan Boyle	7	1	5	6	Canada
		Patrick Marleau	7	2	3	5	Canada
		Joe Pavelski	7	0	3	3	USA
		Joe Thornton	7	1	1	2	Canada
		Douglas Murray	4	0	0	0	Sweden
2006	Torino, Italy	Joe Thornton	6	1	2	3	Canada
		Christian Ehrhoff	5	1	1	2	Germany
		Marcel Goc	5	1	0	1	Germany
		Ville Nieminen	8	0	1	1	Finland
2002	Salt Lake City	Niklas Sundstrum	4	1	3	4	Sweden
		Teemu Selanne	4	3	0	3	Finland
		Owen Nolan	6	0	3	3	Canada
		Marcus Ragnarsson	4	0	2	2	Sweden
		Marco Sturm	5	0	1	1	Germany
		*Christian Ehrhoff	7	0	0	0	Germany
		Gary Suter	6	0	1	1	USA

SEASON	HOST	GOALTENDER	GP	SV%	GAA	SO	COUNTRY
2014	Sochi, Russia	Antti Niemi	0	0	0	0	Finland
2010	Vancouver, B.C.	Thomas Greiss	3	.815	5.03	0	Germany
		Evgeni Nabokov	3	.853	4.16	0	Russia
2006	Torino, Italy	Evgeni Nabokov	6	.940	1.34	3	Russia
		**Thomas Greiss	1	.875	5.00	0	Germany

* — Christian Ehrhoff was Sharks a prospect playing in Germany at the time of the Olympics

** — Thomas Greiss was a Sharks prospect playing in Germany at the time of the Olympics



Patrick Marleau, Joe Thornton, Dany Heatley, and Dan Boyle won gold for Team Canada in 2010.



NHL AWARD WINNERS

HART MEMORIAL TROPHY

2005-06	Joe Thornton	Led the League with 125 points (29-96=125) in 81 games played. He edged out New York Rangers forward Jaromir Jagr and Calgary goaltender Miikka Kiprusoff.
---------	--------------	--

ART ROSS TROPHY

2005-06	Joe Thornton	Led the League with 125 points (29-96=125) in 81 games played.
---------	--------------	--

MAURICE "ROCKET" RICHARD TROPHY

2005-06	Jonathan Cheechoo	Led NHL and set a career high with 56 goals. He also led the NHL in divisional goals, game-winning goals and home goals.
---------	-------------------	--

CALDER MEMORIAL TROPHY

2000-01	Evgeni Nabokov	Led rookie goaltenders in games played (66), minutes (3,700), wins (32), shots against (1,582) and shutouts (6). Also third in GAA (2.19) and save percentage (.915). Named NHL Player of the Week Jan. 22-28 and NHL Rookie of the Month for November and December 2000. First NHL goaltender to post 20 wins that season. Finished fourth in Vezina Trophy voting.
---------	----------------	--

FIRST TEAM NHL ALL-STAR

2007-08	Evgeni Nabokov	Led NHL in wins (46) and tied for third in GAA (2.14).
2005-06	Joe Thornton	Led the League with 125 points (29-96=125).

SECOND TEAM NHL ALL-STAR

2015-16	Brent Burns	Set Sharks franchise record for most goals (27), assists (48) and points (75) by a defenseman in a single season, and most shots on goal by a Sharks skater in a single season (353).
2015-16	Joe Thornton	Ranked first on the Sharks in assists (63) and points (82) while becoming the 33rd player in NHL history to record 1,300 career points.
2013-14	Joe Pavelski	Third in NHL in goals (41) and tied for eighth in points (79).
2008-09	Dan Boyle	Sixth amongst NHL defensemen in points (57).
2007-08	Joe Thornton	Led NHL in assists (67) for third straight season.
2007-08	Brian Campbell	Among NHL top-five defensemen in points (62).

BILL MASTERTON MEMORIAL TROPHY

1996-97	Tony Granato	76 GP, 25-15=40 pts., two hat tricks, started in All-Star Game, returned from February 1996 brain surgery.
---------	--------------	--



NHL FOUNDATION AWARD

2014-15	Brent Burns	The NHL Foundation presents \$25,000 to the winner's chosen charitable organization. Burns selected two beneficiaries: Defending the Blue Line and Folds of Honor.
---------	-------------	--

NHL AWARD FINALISTS

LESTER B. PEARSON AWARD

2005-06	Joe Thornton	Finished second in voting
---------	--------------	---------------------------

LADY BYNG MEMORIAL TROPHY

2013-14	Patrick Marleau	Finished third in voting
2005-06	Patrick Marleau	Finished third in voting

JACK ADAMS AWARD

2008-09	Todd McLellan	Finished third in voting
2003-04	Ron Wilson	Finished second in voting
1993-94	Kevin Constantine	Finished second in voting

CALDER MEMORIAL TROPHY

2010-11	Logan Couture	Finished second in voting
1999-00	Brad Stuart	Finished second in voting

FRANK J. SELKE TROPHY

2003-04	Alyn McCauley	Finished third in voting
1999-00	Mike Ricci	Finished third in voting

BILL MASTERTON MEMORIAL TROPHY

2009-10	Jed Ortmeyer	Finalist
---------	--------------	----------

JAMES NORRIS TROPHY

2015-16	Brent Burns	Finished third in voting
---------	-------------	--------------------------

VEZINA TROPHY

2012-13	Antti Niemi	Finished third in voting
2007-08	Evgeni Nabokov	Finished second in voting

NHL FOUNDATION AWARD

2013-14	Brent Burns	Finalist
---------	-------------	----------

NHL HONORS

NHL ALL-ROOKIE TEAM

2010-11	Logan Couture	Led all rookies in game-winning goals, power-play goals, shots and face-offs, finished second in goals and points and was fifth in plus-minus.
2006-07	Matt Carle	Led all rookie defensemen and finished sixth among all NHL rookies in points (42) and set several franchise rookie highs – including goals and points by a defenseman and power play goals.
	Marc-Edouard Vlasic	He and teammate Matt Carle became the second set of defensive teammates to be named to the NHL All-Rookie Team in the same season joining Detroit's Niklas Lidstrom and Vladimir Konstantinov (1991-92). Youngest defenseman in the League in 2006-07. His 23 assists were tied for seventh among all NHL rookies and also placed him sixth on the Sharks all-time single season list for rookies.
2000-01	Evgeni Nabokov	First among rookie goaltenders in games played (66), minutes (3,700), wins (32), shots against (1,582), shutouts (six), third in GAA (2.19) and save percentage (.915). Named NHL Player of the Week Jan. 22-28, NHL Rookie of the Month for November and December 2000. First NHL goaltender to post 20 wins in 2000-01 season. Overall, 11th in wins, sixth in GAA, T-10th in save pct., seventh in games played and eighth in minutes. Named to NHL's World All-Star Team. Finished fourth in Vezina Trophy voting.



NHL HONORS

1999-00	Brad Stuart	82 GP, 36 points (10 goals, 26 assists), first in scoring defensemen on team, seventh overall among rookie scorers, first among rookie defensemen.
1994-95	Jeff Friesen	48 GP, 25 points (15 goals, 10 assists), team-high five PPG.

NHL PLAYER OF THE MONTH

March 2016	Brent Burns	Named Third Star for March, recording 19 points (6-13=19) in 16 games, ranking tied for second in both assists and points. He collected at least one point in 12 of his 16 contests, which included seven multi-point performances (three to end of the month).
Jan. 2014	Joe Pavelski	Named Third Star for January, registering 16 points (12-4=16) in 15 games, including a league-leading 12 goals during the month. Notched his first NHL hat trick on 1/18 at TBL, scoring all three goals in 6:12 during the second period.
Oct. 2013	Antti Niemi	Named Third Star for October, posting a 9-1-2 record, 1.72 GAA, .924 SV%, and two shutouts.
Jan. 2013	Patrick Marleau	7 GP, 9-5=14 (Second Star); Became the second player in NHL history – and first since Ottawa's Cy Denneny in 1917-18 – to record four consecutive multi-goal games to begin a season.
Feb. 2011	Antti Niemi	10-2-0, 1.89 GAA, .934 sv. %, 3 SO in starting all 13 games
Nov. 2009	Joe Thornton	14 GP, 4-16=20 (Second Star)
Dec. 2007	Evgeni Nabokov	10-4-1, 1.96 GAA, .925 sv. pct., 2 SO (NHL Third Star of the Month)
Mar 2007	Joe Thornton	Named NHL's Second Star of the Month leading all players in points (24, five goals and 19 assists) in 14 games.
Feb. 2004	Evgeni Nabokov	8-2-0, 1.75 GAA, .934 save pct., 3 shutouts (named DEFENSIVE PLAYER OF THE MONTH)
Feb. 2002	Evgeni Nabokov	6-0-0, 1.17 GAA, .952 save pct., 2 shutouts — first Shark to win the honor.

NHL ROOKIE OF THE MONTH

Oct. 2013	Tomas Hertl	13 GP, 8-3=11 pts (four goal game on 10/8 vs. Rangers)
Dec. 2010	Logan Couture	15 GP, 10-4=14 pts., +7
Jan. 2007	Ryane Clowe	11 GP, 9-7=16 pts.
Dec. 2000	Evgeni Nabokov	7-2-2, 2.11 GAA, .924 save pct., 2 shutouts
Nov. 2000	Evgeni Nabokov	8-2-1, 1.96 GAA, .925 save pct., 1 shutout
Nov. 1997	Marco Sturm	15 GP, 3-7=10 pts.
Dec. 1992	Rob Gaudreau	14 GP, 14-5=19 pts. (also recorded first two Sharks hat tricks on Dec. 3 and 12)

NHL PLAYER OF THE WEEK

Mar. 28-April 3, 2016	Brent Burns	4 GP, 1-6=7 (Second Star)
Feb. 29-March 6, 2016	Brent Burns	3 GP, 3-3=6 (Third Star)
Nov. 16-Nov. 22, 2015	Martin Jones	3 GP, 3-0-0, 1.63 GAA, .951 sv.%, one shutout (First Star)
Mar. 10-16, 2014	Antti Niemi	3 GP, 3-0-0, 1.67 GAA, .950 SV%, 1 SO (Third Star)
Oct. 14-20, 2013	Patrick Marleau	3 GP, 3-3=6 (Third Star)
Oct. 7-13, 2013	Tomas Hertl	3 GP, 5-0=5 (First Star)
April 14-21, 2013	Logan Couture	4 GP, 3-3=6 (Third Star)
March 25-31, 2013	Antti Niemi	4 GP, 4-0-0, 1.22 GAA, .952 sv%, 2 SO (Second Star)
Jan. 20-27, 2013	Patrick Marleau	5 GP, 9-4=13 (First Star)
Nov. 14-20, 2011	Marc-Edouard Vlasic	3 GP, 1-6=7, +7 (Second Star)
March 14-20, 2011	Joe Pavelski	4 GP, 3-8=11 (First Star)
Feb. 14-20, 2011	Antti Niemi	3 GP, 3-0-0, 0.98 GAA, .963 sv% (First Star)
Dec. 6-12, 2010	Ryane Clowe	4 GP, 3-5=8 (First Star)
Oct. 25-31, 2010	Joe Thornton	2 GP, 3-5=8, hat trick (Second Star)
Nov. 16-22, 2009	Joe Thornton	3 GP, 2-6=8 (First Star)
Nov. 2-8, 2009	Evgeni Nabokov	3 GP, 2-0-1, .95 GAA, .967 sv% (Second Star)
Oct. 26-Nov. 1, 2009	Evgeni Nabokov	3 GP, 3-0-0, .97 GAA, .963 sv. % (Third Star)
Oct. 19-25, 2009	Patrick Marleau	4 GP, 3-6=9 (Third Star)
Oct. 5-11, 2009	Dany Heatley	3 GP, 5-3=8 (First Star)
March 24-30, 2008	Joe Thornton	4 GP, 7-1=8 (First Star)



NHL HONORS

NHL PLAYER OF THE WEEK continued

March 3-9, 2008	Joe Thornton	4 GP, 2-5=7 (Third Star)
Dec. 24-30, 2007	Evgeni Nabokov	3-0-0, 1.34 GAA, .949 sv. pct., 1 SO (Third Star)
Nov. 12-18, 2007	Evgeni Nabokov	3-0-1, .96 GAA, .959 sv. pct., 2 SO (Second Star)
March 19-25, 2007	Jonathan Cheechoo	3 GP, 6-2=8 (Second Star)
March 12-18, 2007	Joe Thornton	4 GP, 4-6=10 (First Star)
March 5-11, 2007	Evgeni Nabokov	2-0-1, .66 GAA, .976 sv. pct. (Third Star)
Jan. 1-7, 2007	Joe Thornton	2 GP, 0-7=7 (Third Star)
April 10-16, 2006	Joe Thornton	4 GP, 1-11=12, plus-7 plus/minus rating for the week
	Jonathan Cheechoo	4 GP, 7-4=11, plus-5 plus/minus rating for the week
April 3-9, 2006	Vesa Toskala	4-0-0, .98 GAA, .950 save pct., 1 SO (named DEFENSIVE PLAYER OF THE WEEK)
March 20-26, 2006	Vesa Toskala	3-0-0, 1.66 GAA, .946 save pct, 1 SO (named DEFENSIVE PLAYER OF THE WEEK)
Feb. 6-12, 2006	Patrick Marleau	4 GP, 4-6=10, plus-1 plus/minus rating for week
Dec. 5-11, 2005	Joe Thornton	3 GP, 2-6=8, plus-2 plus/minus rating for week
Nov. 28-Dec. 4, 2005	Patrick Marleau	3 GP, 1-5=6, plus-3 plus/minus rating for week
March 22-28, 2004	Evgeni Nabokov	3-0-0, 1.64 GAA, .944 save pct., 2 SO (named DEFENSIVE PLAYER OF THE WEEK)
Feb. 4-10, 2002	Evgeni Nabokov	3-0-0, 0.67 GAA, .968 save pct., 2 SO
Jan. 22-28, 2001	Evgeni Nabokov	2-0-1, 1.30 GAA, .947 save pct.
Dec. 6-12, 2000	Owen Nolan	3 GP, 4-2=6, plus-5
Oct. 11-17, 1999	Steve Shields	3-0-0, 0.83 GAA, .979 sv pct., 1 SO, set Sharks consecutive scoreless streak at 14:46
March 8-14, 1999	Steve Shields	3-0-0, 1.33 GAA, .948 save pct., 1 SO
Feb. 8-14, 1999	Mike Vernon	3-0-0, 1.00 GAA, .961 save pct.
Dec. 15-21, 1997	Mike Vernon	2-0-1, 0.97 GAA, .958 save pct., 1 SO
Nov. 22-28, 1993	Arturs Irbe	
	(co-Player of the Week)	3-0-0 2.33 GAA, 2nd career shutout
Feb. 28-March 6, 1994	Sergei Makarov	3 GP, 4-3=7, plus-6 plus/minus rating for week

BILL MASTERTON MEMORIAL TROPHY NOMINEES

The Bay Area chapter of the Professional Hockey Writers Association votes for the San Jose Sharks nominee for the Bill Masterton Memorial Trophy. Each NHL team selects a nominee for the award, which is presented to the player who best exemplifies the qualities of perseverance, sportsmanship and dedication to hockey.

2015-16	Joe Thornton	2001-02	Vincent Damphousse
2014-15	Scott Hannan	2000-01	Gary Suter
2013-14	Alex Stalock	1999-00	Gary Suter
2012-13	James Sheppard	1998-99	Bryan Marchment
2011-12	Tommy Wingels	1997-98	Kelly Hrudey
2010-11	Joe Pavelski	1996-97	Tony Granato*
2009-10	Jed Ortmeyer**	1995-96	Jeff Odgers
2008-09	Claude Lemieux	1994-95	Igor Larionov
2007-08	Jeremy Roenick	1993-94	Sergei Makarov
2006-07	Curtis Brown	1992-93	Kelly Kisio
2005-06	Scott Thornton	1991-92	Doug Wilson
2003-04	Vincent Damphousse		* — won trophy
2002-03	Teemu Selanne		** — finalist



NHL AWARD FINALISTS/HONORS

KING CLANCY MEMORIAL TROPHY NOMINEES

The King Clancy Memorial Trophy is presented to "the player who best exemplifies leadership qualities on-and-off the ice and has made a noteworthy contribution in his community." Team members nominate a player to represent each NHL club in League-wide voting.

2015-16	Paul Martin	2002-03	Adam Graves
2014-15	Brent Burns	2001-02	Adam Graves
2013-14	Brent Burns	2000-01	Tony Granato
2012-13	Tommy Wingels	1999-00	Tony Granato
2011-12	Joe Pavelski	1998-99	Ron Sutter
2010-11	Joe Pavelski	1997-98	Jeff Friesen
2009-10	Manny Malhotra	1996-97	Tony Granato
2008-09	Patrick Marleau	1995-96	Jeff Odgers
2007-08	Curtis Brown	1994-95	Jeff Odgers
2006-07	Patrick Marleau	1993-94	Arturs Irbe
2005-06	Scott Thornton	1992-93	Doug Wilson
2003-04	Mike Ricci	1991-92	Doug Wilson

TEAM HONORS

SHARKS FOUNDATION "SHARKS PLAYER OF THE YEAR" AWARD

This annual award was established in the franchise's inaugural season and is voted upon by Bay Area media to recognize the Sharks player making the greatest overall contribution to the success of the San Jose Sharks.

2015-16	Joe Thornton
2014-15	Joe Pavelski
2013-14	Joe Pavelski
2012-13	Antti Niemi
2011-12	Logan Couture
2010-11	Antti Niemi
2009-10	Patrick Marleau
2008-09	Patrick Marleau
2007-08	Evgeni Nabokov
2006-07	Joe Thornton
2005-06	Joe Thornton
2003-04	Patrick Marleau
2002-03	Teemu Selanne
2001-02	Mike Ricci
2000-01	Evgeni Nabokov
1999-00	Owen Nolan
1998-99	Mike Vernon/ Steve Shields
1997-98	Mike Vernon
1996-97	Jeff Friesen
1995-96	Jamie Baker
1994-95	Ulf Dahlen
1993-94	Arturs Irbe
1992-93	Kelly Kisio
1991-92	Jeff Hackett



Joe Pavelski



TEAM HONORS

SHARKS FOUNDATION "SHARKS PLAYER OF THE MONTH" AWARD

Established in the 1996-97 season, the Brocade "Sharks Player of the Month" program honors the Sharks player(s) who have contributed most to the team's success each month.

1997-98

October 1997	Bill Houlder
November 1997	Marco Sturm
December 1997	Mike Vernon
January 1998	Mike Rathje
February 1998	None — Olympics
March 1998	Jeff Friesen

1998-99

October 1998	Marco Sturm
November 1998	Jeff Friesen
December 1998	Mike Ricci
January 1999	Owen Nolan
February 1999	Mike Vernon
March 1999	Steve Shields

1999-00

October 1999	Owen Nolan/ Steve Shields
November 1999	Vincent Damphousse
December 1999	Owen Nolan
January 2000	Mike Ricci
February 2000	Brad Stuart
March 2000	Vincent Damphousse

2000-01

October 2000	Evgeni Nabokov
November 2000	Vincent Damphousse
December 2000	Evgeni Nabokov
January 2001	Owen Nolan
February 2001	Niklas Sundstrom
March 2001	Mike Ricci

2001-02

October 2001	Vincent Damphousse
November 2001	Evgeni Nabokov
December 2001	Mike Ricci
January 2002	Brad Stuart
February 2002	Evgeni Nabokov
March 2002	Scott Thornton

2002-03

October 2002	Vincent Damphousse
November 2002	Patrick Marleau
December 2002	Teemu Selanne
January 2003	Owen Nolan
February 2003	Scott Hannan

2003-04

October 2003	Scott Hannan
November 2003	Vesa Toskala
December 2003	Patrick Marleau, Evgeni Nabokov



Marco Sturm

January 2004	Mike Rathje
February 2004	Marco Sturm
March 2004	Jonathan Cheechoo

2005-06

October 2005	Kyle McLaren
November 2005	Patrick Marleau
December 2005	Joe Thornton
January 2006	Jonathan Cheechoo
February 2006	Vesa Toskala
March 2006	Vesa Toskala
April 2006	Joe Thornton

2006-07

October 2006	Milan Michalek
November 2006	Evgeni Nabokov/ Vesa Toskala
December 2006	Joe Thornton
January 2007	Patrick Marleau
February 2007	Joe Thornton
March 2007	Evgeni Nabokov

2007-08

October 2007	Evgeni Nabokov
November 2007	Joe Thornton
December 2007	Evgeni Nabokov
January 2008	Craig Rivet
February 2008	Jonathan Cheechoo
March 2008	Entire Sharks Team

2008-09

October 2008	Patrick Marleau
November 2008	Rob Blake
December 2008	Joe Thornton
January 2009	Milan Michalek
February 2009	Joe Pavelski
March 2009	Evgeni Nabokov



TEAM HONORS

SHARKS FOUNDATION "SHARKS PLAYER OF THE MONTH" AWARD

2009-10

October 2009	Patrick Marleau
November 2009	Joe Thornton
December 2009	Douglas Murray
January 2010	Evgeni Nabokov
February 2010	Dany Heatley
March 2010	Ryane Clowe

2010-11

October 2010	Antero Niittymäki
November 2010	Ryane Clowe
December 2010	Logan Couture
January 2011	Antti Niemi
February 2011	Antti Niemi
March 2011	Patrick Marleau

2011-12

October 2011	Joe Pavelski/ Marc-Edouard Vlasic
November 2011	Patrick Marleau
December 2011	Logan Couture
January 2012	Dan Boyle
February 2012	Joe Thornton
March 2012	Joe Thornton

2012-13

January/February 2013	Antti Niemi
March 2013	Brent Burns
April 2013	Logan Couture

2013-14

October 2013	Marc-Edouard Vlasic
November 2013	Joe Thornton
December 2013	Joe Pavelski
January 2014	Joe Pavelski
February/March 2014	James Sheppard

2014-15

October 2014	Brent Burns/ Tommy Wingels
November 2014	Marc-Edouard Vlasic
December 2014	Joe Pavelski
January 2015	Logan Couture
February 2015	Joe Thornton
March 2015	Brent Burns

2015-16

October 2015	Joel Ward
November 2015	Brent Burns
December 2015	Joe Pavelski
January 2016	Joe Thornton
February 2016	Martin Jones
March 2016	Brent Burns

GORDIE HOWE HAT TRICKS

Named after the Hockey Hall of Famer, a player must score a goal, record an assist and pick up a fighting major in the same game. Entering this season, there have been 12 "Gordie Howe Hat Tricks" in Sharks history.

DATE	GAME	SCORE	PLAYER	G	A	FM
March 17, 2016	@Calgary	2-1 WOT	Brent Burns	1	1	1
Mar. 11, 2014	vs. Toronto	6-2 W	Tommy Wingels	1	1	1
April 5, 2012	@ Los Angeles	6-5 WSO	Ryane Clowe	1	1	2
April 5, 2012	@ Los Angeles	6-5 WSO	Joe Thornton	1	1	1
April 4, 2011	vs. Los Angeles	6-1 W	Dan Boyle	1	1	1
March 26, 2011	@ Phoenix	4-1 W	Ryane Clowe	1	2	1
Nov. 4, 2008	vs. Minnesota	3-1 W	Ryane Clowe	1	1	1
Jan. 6, 2007	vs. Columbus	5-2 W	Christian Ehrhoff	1	1	1
Nov. 25, 2002	@ St. Louis	4-1 W	Brad Stuart	1	1	2
Jan. 5, 2002	vs. Florida	6-0 W	Matt Bradley	1	1	1
Dec. 10, 1999	vs. Atlanta	4-1 W	Patrick Marleau	1	1	1
Jan. 7, 1999	@ Nashville	4-3 W	Ronnie Stern	1	1	1
March 10, 1996	vs. Buffalo	6-4 W	Owen Nolan	1	1	1
Jan. 13, 1996	@ Pittsburgh	10-8 W	Jim Kyte	1	1	1
Dec. 2, 1995	vs. Washington	5-3 W	Owen Nolan	1	2	1
Jan. 25, 1992	vs. Edmonton	5-2 W	Link Gaetz	1	1	1



Tomas Hertl

TEAM HONORS

"SHARKS ROOKIE OF THE YEAR" AWARD

"SHARKS ROOKIES OF THE YEAR presented by SAP" AWARD...Joonas Donskoi has been selected as the 2015-16 "Rookie of the Year presented by SAP" in a vote amongst a panel of Bay Area media.

2015-16	Joonas Donskoi	2003-04	Tom Preissing
2014-15	Melker Karlsson	2002-03	Jim Fahey
2013-14	Tomas Hertl, Matt Nieto	2001-02	Matt Bradley
2012-13	Matt Irwin	2000-01	Evgeni Nabokov
2011-12	Andrew Desjardins	1999-00	Brad Stuart
2010-11	Logan Couture	1998-99	Alexander Korolyuk
2009-10	Jason Demers	1997-98	Patrick Marleau, Marco Sturm,
2008-09	Tomas Plihal		Andrei Zyuzin
2007-08	Torrey Mitchell	1996-97	Stephen Guolla
2006-07	Marc-Edouard Vlasic	1995-96	Marcus Ragnarsson
2005-06	Milan Michalek	1994-95	Jeff Friesen

"THREE STARS OF THE GAME" AWARD

Joe Pavelski received the 2015-16 Xactly Inspired Performance "Three Stars of the Game" Award. Players received five points for every first star selection after each regular season game. No. 2 stars were given three points and the No. 3 star received one point. The three stars of each regular season game are chosen by the media covering the game, based on his performance that night. The three stars are recorded on the official scoresheet. On behalf of the winner, Xactly Inspired Performance will present a check for \$5,000 to the Sharks Foundation.

Previous winners include Logan Couture (2014-15), Antti Niemi (2012-13, 2010-11), Joe Pavelski (2011-12), Evgeni Nabokov (2009-10), Patrick Marleau (2009-10, 2003-04), Joe Thornton (2013-14, 2007-08, 2006-07), and Jonathan Cheechoo (2005-06).

SHARKS "FAN FAVORITE" AWARD

SHARKS "FAN FAVORITE" AWARD presented by Enterprise Exotic Car Collection...Brent Burns is the recipient of the "Fan Favorite" Award, which was determined by fan voting at sjsharks.com.

2014-15	Joe Pavelski
2013-14	Joe Pavelski
2012-13	Patrick Marleau
2011-12	Patrick Marleau
2010-11	Patrick Marleau



OPPONENT LEADERS VS. SAN JOSE



Teemu Selanne

GAMES PLAYED

PLAYER	GP
Shane Doan	107
Teemu Selanne	92
Todd Marchant	82
Mike Modano	81
Darryl Sydor	78
Nicklas Lidstrom	74
Derek Morris	72
Jarome Iginla	71
Ryan Smyth	71
Rob Blake	69
Sergei Zubov	68
Keith Tkachuk	67
Dustin Brown	67
Sean O'Donnell	66
Mattias Norstrom	66
Doug Weight	66
Jere Lehtinen	65
Stephane Robidas	64
Brenden Morrow	63
Ryan Getzlaf	62
Luc Robitaille	62
Henrik Sedin	61
Cliff Ronning	61
Ian Laperriere	61
Keith Carney	61

GOALS

PLAYER	GP	G
Teemu Selanne	92	51
Brendan Shanahan	53	34
Keith Tkachuk	67	33
Theo Fleury	54	30
Joe Nieuwendyk	53	29
Jarome Iginla	71	29
Joe Sakic	52	28
Scott Young	49	26
Jason Arnott	59	26
Luc Robitaille	62	26
Shane Doan	107	26
Pavel Bure	39	24
Paul Kariya	59	24
Corey Perry	60	24
Mike Modano	81	24
Sergei Fedorov	55	23
Cliff Ronning	61	23
Brett Hull	51	22
Ryan Smyth	71	22
Pierre Turgeon	42	21
Tomas Sandstrom	32	20
Rick Nash	39	19
Jeremy Roenick	55	19
Bill Guerin	42	18
Radim Vrbata	52	18
Martin Gelinas	53	18
Jere Lehtinen	65	18



OPPONENT LEADERS VS. SAN JOSE

ASSISTS			
PLAYER	GP	A	
Nicklas Lidstrom	74	52	
Mike Modano	81	49	
Teemu Selanne	92	48	
Joe Sakic	52	47	
Al MacInnis	53	43	
Doug Weight	66	42	
Shane Doan	107	42	
Ryan Getzlaf	62	41	
Wayne Gretzky	32	39	
Paul Kariya	59	37	
Cliff Ronning	61	37	
Brendan Shanahan	53	33	
Mario Lemieux	14	32	
Keith Tkachuk	67	32	
Adam Oates	27	31	
Scott Niedermayer	52	31	
Theo Fleury	54	31	
Sergei Fedorov	55	31	
Anze Kopitar	58	31	
Luc Robitaille	62	31	
Alex Tanguay	51	30	
Brett Hull	51	30	
Chris Pronger	60	30	
Sergei Zubov	68	30	
Paul Coffey	25	29	
Phil Housley	45	29	
Teppo Numminen	60	29	

POINTS				
PLAYER	GP	G	A	PTS
Teemu Selanne	92	51	48	99
Joe Sakic	52	28	47	75
Mike Modano	81	24	49	73
Shane Doan	107	26	42	68
Brendan Shanahan	53	34	33	67
Keith Tkachuk	67	33	32	65
Nicklas Lidstrom	74	11	52	63
Theo Fleury	54	30	31	61
Paul Kariya	59	24	37	61
Cliff Ronning	61	23	37	60
Luc Robitaille	62	26	31	57
Al MacInnis	53	12	43	55
Sergei Fedorov	55	23	31	54
Jarome Iginla	71	29	25	54
Doug Weight	66	11	42	53
Brett Hull	51	22	30	52
Jason Arnott	59	26	26	2
Wayne Gretzky	32	12	39	51
Ryan Getzlaf	62	10	41	51
Mario Lemieux	14	17	32	49
Pierre Turgeon	42	21	25	46
Anze Kopitar	58	15	31	46
Joe Nieuwendyk	53	29	16	45
Corey Perry	60	24	21	45
Scott Young	49	26	18	44
Jeremy Roenick	55	19	25	44

PIM		
PLAYER	GP	PIM
Steve Ott	50	153
Donald Brashear	36	138
Warren Rychel	27	127
Rob Blake	69	126
Keith Tkachuk	67	123
Tie Domi	30	121
Matt Johnson	25	118
Bob Probert	33	116
Gino Odjick	32	114
Darren McCarty	41	110
Ian Laperriere	61	102
George Parros	37	101
Dave Manson	42	101
Luke Richardson	56	101
Dana Murzyn	32	99
Brendan Shanahan	53	99
Theo Fleury	54	95
Doug Weight	66	95
Louie DeBrusk	28	94
Ken Baumgartner	19	93
Jamal Mayers	38	93
Derian Hatcher	48	92
Corey Perry	60	92
Cale Hulse	36	91
Sean O'Donnell	66	90

GAMES PLAYED	
PLAYER	GP
Curtis Joseph	47
Marty Turco	46
Jean-Sebastien Giguere	37
Ed Belfour	37
Patrick Roy	36
Nikolai Khabibulin	35
Guy Hebert	34
Miikka Kiprusoff	33
Felix Potvin	33
Dwayne Roloson	31
Roberto Luongo	30
Jonathan Quick	29
Bill Ranford	29
Ilya Bryzgalov	29
Chris Osgood	28
Sean Burke	26
Tomas Vokoun	26
Mike Vernon	26
Jonas Hiller	25
Kirk McLean	24
Grant Fuhr	23
Niklas Backstrom	22
Jocelyn Thibault	22
Tommy Salo	21
Kelly Hrudey	21
Ron Tugnutt	21
Pekka Rinne	20
Martin Brodeur	20
Roman Turek	20
Mike Smith	20



Curtis Joseph

OPPONENT GOALTENDING LEADERS VS. SAN JOSE

WINS

	GP	W	L	T/OT
Curtis Joseph	47	34	11	1
Patrick Roy	36	25	6	4
Marty Turco	46	24	16	5
Mike Vernon	26	19	3	3
Kirk McLean	24	17	5	1
Guy Hebert	34	17	13	3
Nikolai Khabibulin	35	17	12	4
Chris Osgood	28	17	9	1
Felix Potvin	33	17	11	5
Tomas Vokoun	26	16	9	1
Miikka Kiprusoff	33	16	14	3
Jean-Sebastien Giguere	37	15	17	2
Bill Ranford	29	14	9	4
Ed Belfour	37	14	17	5
Jonathan Quick	29	14	9	5
Roberto Luongo	30	13	12	5
Grant Fuhr	23	13	7	0
Dwayne Roloson	31	12	12	4
Jonas Hiller	25	11	11	2
Pekka Rinne	20	10	5	4
Ryan Miller	15	10	4	1
Kelly Hrudey	21	10	7	4
Martin Brodeur	20	10	8	2
Ilya Bryzgalov	29	10	12	4
Mike Smith	20	10	7	2
Trevor Kidd	15	9	5	0
Jocelyn Thibault	22	9	11	2
Roman Turek	20	9	7	2
Bob Essensa	18	9	4	4
Dominik Hasek	17	9	5	3
Manny Legace	19	9	8	1

LOSSES

	GP	W	L	T/OT
Jean-Sebastien Giguere	37	15	17	2
Ed Belfour	37	14	17	5
Sean Burke	26	8	16	2
Marty Turco	46	24	16	5
Miikka Kiprusoff	33	16	14	3
Guy Hebert	34	17	13	3
Niklas Backstrom	22	6	13	3
Ilya Bryzgalov	29	10	12	4
Dwayne Roloson	31	12	12	4
Roberto Luongo	30	13	12	5
Nikolai Khabibulin	35	17	12	4
Jonas Hiller	25	11	11	2
Curtis Joseph	47	34	11	1
Felix Potvin	33	17	11	5
Jocelyn Thibault	22	9	11	2
Ron Tugnutt	21	6	10	1
Jonathan Quick	29	14	9	5
Steve Mason	18	6	9	3
Jason LaBarbera	16	3	9	2
Bill Ranford	29	14	9	4
Chris Osgood	28	17	9	1
Marc Denis	14	4	9	0
Tomas Vokoun	26	16	9	1
Martin Brodeur	20	10	8	2
Kari Lehtonen	16	5	8	3
Devan Dubnyk	15	5	8	2
Manny Legace	19	9	8	1
Olaf Kolzig	10	1	8	1
Patrick Lalime	12	4	8	0



OPPONENT GOALTENDING LEADERS VS. SAN JOSE

MINUTES

PLAYER	GP	MINS
Curtis Joseph	47	2785
Marty Turco	46	2665
Ed Belfour	37	2168
Patrick Roy	36	2118
Jean-Sebastien Giguere	37	2110
Nikolai Khabibulin	35	2063
Felix Potvin	33	1931
Guy Hebert	34	1922
Miikka Kiprusoff	33	1913
Roberto Luongo	30	1783
Dwayne Roloson	31	1755
Jonathan Quick	29	1682
Bill Ranford	29	1647
Ilya Bryzgalov	29	1593
Chris Osgood	28	1575
Tomas Vokoun	26	1528
Mike Vernon	26	1469
Sean Burke	26	1458
Jonas Hiller	25	1402
Kirk McLean	24	1401
Tommy Salo	21	1297
Niklas Backstrom	22	1291
Jocelyn Thibault	22	1287
Kelly Hrudey	21	1273
Grant Fuhr	23	1202
Mike Smith	20	1200
Martin Brodeur	20	1199
Pekka Rinne	20	1167
Ron Tugnutt	21	1145
Manny Legace	19	1106

GAA (MIN 5 GP)

PLAYER	GP	GAA
Jhonas Enroth	6	1.33
Kevin Weekes	5	1.37
Chris Terreri	9	1.57
Patrick Roy	36	1.59
Jamie Storr	12	1.79
Pekka Rinne	20	1.80
John Vanbiesbrouck	14	1.82
Mike Vernon	26	1.84
Manny Fernandez	15	1.93
Jeff Hackett	11	1.95
Ty Conklin	11	.03
Mike Smith	20	2.10
Jon Casey	6	2.11
Fred Brathwaite	11	2.11
Ken Wregget	5	2.14
Brent Johnson	11	2.15
Tim Thomas	8	2.16
Marc-Andre Fleury	10	2.16
Corey Crawford	14	2.19
Mike Dunham	9	2.19
Curtis Joseph	47	2.20
Fredrik Norrena	6	2.21
Kirk McLean	24	2.23
Tommy Salo	21	2.27
Daren Puppa	8	2.29



Patrick Roy

SAVE PCT (MIN 5 GP)

	GP	SV%
Jhonas Enroth	6	0.957
Pekka Rinne	20	0.945
Mike Smith	20	0.943
Chris Terreri	9	0.941
Kevin Weekes	5	0.939
Patrick Roy	36	0.937
Marc-Andre Fleury	10	0.936
Jamie Storr	12	0.935
Henrik Lundqvist	9	0.934
John Vanbiesbrouck	14	0.931
Ty Conklin	11	0.929
Corey Crawford	14	0.929
Manny Fernandez	15	0.929
Jonas Hiller	25	0.928
Fred Brathwaite	11	0.927
Ryan Miller	15	0.927
Jean-Sebastien Aubin	6	0.927
Tim Thomas	8	0.927
Mike Vernon	26	0.926
Sergei Bobrovsky	9	0.924
Carey Price	7	0.924
James Reimer	5	0.923
Ondrej Pavelec	7	0.922
David Aebischer	7	0.922
Curtis Joseph	47	0.922



2014-15 SEASON REVIEW

SEASON HIGHLIGHTS

- The Sharks hosted the Los Angeles Kings in the 2015 Coors Light Stadium Series game at Levi's Stadium on Feb. 21, 2015, marking the NHL's 15th regular season outdoor game, and the first professional outdoor hockey game played in Northern California. The game drew a sold-out attendance of 70,205, the third-largest attendance for an outdoor game in NHL history.
- Seven Sharks made their NHL debuts (**Mueller, Tierney, Goodrow, Grosenick, Karlsson, Tarasov, Lerg**), five Sharks scored their first career point (**Tierney, Mueller, Goodrow, Karlsson, Tarasov**), and six Sharks scored their first career goal (**Mueller, Goodrow, Tennyson, Karlsson, Tierney, Lerg**).
- 2014-15 marked the 12th 40+ win season for the Sharks since 2000-01. According to the Elias Sports Bureau, those 12 seasons are tied with Detroit for the most 40-win seasons in that span.
- Matt Tennyson** became the first San Jose Jr. Shark player to score a goal for the San Jose Sharks when he scored his first career NHL goal against the Edmonton Oilers on Dec. 18, 2014.
- Joe Thornton** became the 46th player in NHL history to register his 1,200th NHL point on Oct. 18 at New Jersey.

MAJOR TRANSACTIONS

- Acquired **D Brendan Dillon** from the Dallas Stars in exchange for D Jason Demers and a third-round selection (90th overall) in the 2016 NHL Draft on Nov. 21, 2014.
- Signed **F Joonas Donskoi** as a free agent on May 20, 2015.
- Named **Peter DeBoer** Head Coach on May 28, 2015.

PACIFIC DIVISION

	GP	W	L	GF	GA	PTS
ANAHEIM (1)	82	51	24	236	226	109
VANCOUVER (5)	82	48	29	242	222	101
CALGARY (8)	82	45	30	241	216	97
LOS ANGELES (9)	82	40	27	220	205	95
SAN JOSE (12)	82	40	33	228	232	89
EDMONTON (13)	82	24	44	198	283	62
ARIZONA (14)	82	24	50	170	272	56

FINAL STATISTICS

P	NO	PLAYER	GP	G	A	PTS	PIM
C	8	JOE PAVELSKI	82	37	33	70	29
C	19	LOGAN COULTURE	82	27	40	67	12
C	39	JOE THORNTON	78	16	49	65	30
D	88	BRENT BURNS	82	17	43	60	65
L	12	PATRICK MARLEAU	82	19	38	57	12
C	57	TOMMY WINGELS	75	15	21	36	40
C	48	TOMAS HERTL	82	13	18	31	16
L	63	MATT NIETO	72	10	17	27	20
C	68	MELKER KARLSSON	53	13	11	24	20
D	44	MARC-EDOUARD VLASIC	70	9	14	23	23
D	61	JUSTIN BRAUN	70	1	22	23	48
C	50	CHRIS TIERNEY	43	6	15	21	6
D	52	MATT IRWIN	53	8	11	19	18
C	15	JAMES SHEPPARD	57	5	11	16	28
R	89	BARCLAY GOODROW	60	4	8	12	35
C	81	TYLER KENNEDY	25	4	5	9	8
D	4	BRENDEN DILLON (TOTAL)	80	2	8	10	77
		SJS	60	2	7	9	54
		DAL	20	0	1	1	23
C	10	ANDREW DESJARDINS	56	5	3	8	50
D	80	MATT TENNYSON	27	2	6	8	16
D	27	SCOTT HANNAN	58	2	5	7	26
R	21	BEN SMITH (TOTAL)	80	7	7	14	2
		SJS	19	2	3	5	0
		CHI	61	5	4	9	2
L	25	TYE MCGINN	33	1	4	5	11
L	20	JOHN SCOTT	38	3	1	4	87
D	41	MIRCO MUELLER	39	1	3	4	10
D	43	TAYLOR FEDUN	7	0	4	4	4
R	37	ADAM BURISH	20	1	2	3	33
D	5	JASON DEMERS	20	0	3	3	8
G	31	ANTTI NIEMI	61	0	3	3	0
C	42	BRYAN LERG	2	1	0	1	0
R	71	DANIIL TARASOV	5	0	1	1	0
D	3	KARL STOLLERY (TOTAL)	10	0	0	0	6
		SJS	5	0	0	0	4
		COL	5	0	0	0	2
R	76	ERIAH HAYES	4	0	0	0	2
C	75	FREDDIE HAMILTON	1	0	0	0	0
C	38	MICHAEL HALEY	4	0	0	0	11
R	18	MIKE BROWN	12	0	0	0	22
G	32	ALEX STALOCK	22	0	0	0	2
G	34	TROY GROSENICK	2	0	0	0	0

GOALTENDERS

NO.	GOALTENDER	GP	MINS	AVG	W	L	TEN	SO	GA	SA	SV %	G	A	PIM
32	TROY GROSENICK	2	118	1.53	1	1	0	1	3	58	0.948	0	0	0
31	ANTTI NIEMI	61	3588	2.59	31	23	7	12	5	1811	0.914	0	3	0
32	ALEX STALOCK	22	1237	2.62	8	9	2	1	2	54	0.902	0	0	2
	SJS TOTALS	82	4982	2.72	40	33	9	14	8	226	2436	0.907		

GAME-BY-GAME RESULTS

GA	DATE	OPPONENT	RESULT	RECORD
1	10/8	@ Los Angeles	4-0, W	1-0-0
2	10/11	Winnipeg	3-0, W	2-0-0
3	10/14	@ Washington	6-5, W**	3-0-0
4	10/16	@ NY Islanders	3-4, L**	3-0-1
5	10/18	@ New Jersey	4-2, W	4-0-1
6	10/19	@ NY Rangers	0-4, L	4/1/01
7	10/21	@ Boston	3-5, L	4/2/01
8	10/23	Columbus	4-5, L	4/3/01
9	10/25	Buffalo	1-2, L	4/4/01
10	10/26	@ Anaheim	4-1, W	5/4/01
11	10/28	@ Colorado	3-2, W**	6/4/01
12	10/30	@ Minnesota	3-4, L**	6/4/02
13	11/1	NY Islanders	3-1, W	7/4/02
14	11/6	Vancouver	2-3, L	7/5/02
15	11/8	@ Dallas	5-3, W	8/5/02
16	11/9	@ Chicago	2-5, L	8/6/02
17	11/11	@ Florida	1-4, L	8/7/02
18	11/13	@ Tampa Bay	2-1, W	9/7/02
19	11/15	@ Columbus	1-2, L	9/8/02
20	11/16	@ Carolina	2-0, W	10/8/02
21	11/18	@ Buffalo	1-4, L	10/9/02
22	11/20	Florida	2-3, L**	10/9/03
23	11/22	Arizona	3-4, L**	10/9/04
24	11/26	Calgary	0-2, L	10-10-4
25	11/29	Anaheim	6-4, W	11/10/04
26	12/2	Philadelphia	2-1, W	12/10/04
27	12/4	Boston	7-4, W	13-10-4
28	12/6	@ Calgary	3-2, W	14-10-4
29	12/7	@ Edmonton	1-2, L	14-11-4
30	12/9	Edmonton	5-2, W	15-11-4
31	12/11	Minnesota	2-1, W	16-11-4
32	12/13	Nashville	2-0, W	17-11-4
33	12/18	Edmonton	4-3, W	18-11-4
34	12/20	St. Louis	3-2, W*	19-11-4
35	12/22	@ Anaheim	2-3, L*	19-11-5
36	12/27	@ Los Angeles	1-3, L	19-12-5
37	12/30	Vancouver	1-3, L	19-13-5
38	12/31	@ Anaheim	3-0, W	20-13-5
39	1/3	St. Louis	2-7, L	20-14-5
40	1/5	@ Winnipeg	3-2, W	21-14-5
41	1/6	@ Minnesota	4-3, W*	22-14-5
42	1/8	@ St. Louis	2-7, L	22-15-5
43	1/10	NY Rangers	3-2, W	22-16-5
44	1/13	@ Arizona	3-2, W	23-16-5
45	1/15	Toronto	3-1, W	24-16-5
46	1/17	Calgary	3-4, L*	24-17-5
47	1/19	New Jersey	2-5, L	24-17-6
48	1/21	Los Angeles	4-2, W	25-17-6
49	1/29	Anaheim	6-3, W	26-17-6
50	1/31	Chicago	2-0, W	27-17-6
51	2/2	Edmonton	4-5, L**	27-17-7
52	2/4	@ Calgary	1-3, L	27-17-7
53	2/5	@ Vancouver	5-1, W	28-17-7
54	2/7	Carolina	4-5, L	28-19-7
55	2/9	Calgary	1-4, L	28-20-7
56	2/11	Washington	4-5, L*	28-20-8
57	2/13	@ Arizona	4-2, W	29-20-8
58	2/15	Tampa Bay	2-5, L	29-21-8
59	2/17	Nashville	1-5, L	29-22-8
60	2/19	@ Dallas	5-2, W	30-22-8
61	2/21	Los Angeles	1-2, L	30-23-8
62	2/26	Detroit	2-3, L	30-24-8
63	2/28	Ottawa	2-4, L	30-25-8
64	3/2	Montreal	4-0, W	31-25-8
65	3/3	@ Vancouver	6-2, W	32-25-8
66	3/7	Vancouver	2-3, L	32-26-8
67	3/9	Pittsburgh	2-1, W**	33-26-8
68	3/12	Nashville	2-0, W	34-26-8
69	3/14	Chicago	2-6, L	34-27-8
70	3/17	@ Winnipeg	2-5, L	34-28-8
71	3/19	@ Toronto	4-1, W	35-28-8
72	3/21	Montreal	0-2, L	35-29-8
73	3/23	@ Ottawa	2-5, L	35-30-8
74	3/26	@ Detroit	6-4, W	36-30-8
75	3/28	@ Philadelphia	3-2, W**	37-30-8
76	3/29	@ Pittsburgh	2-3, L**	37-30-9
77	4/1	Colorado	5-1, W	38-30-9
78	4/3	Arizona	3-1, W	39-30-9
79	4/4	@ Arizona	3-5, L	39-31-9
80	4/6	Dallas	1-5, L	39-32-9
81	4/9	@ Edmonton	3-1, W	40-32-9
82	4/11	@ Los Angeles	1-4, L	40-33-9

* -- OVERTIME ** -- SHOOTOUT



2013-14 SEASON REVIEW

SEASON HIGHLIGHTS

- The Sharks clinched a playoff berth for the 10th consecutive season. San Jose owned the third-longest active playoff streak in professional sports (NHL, NFL, NBA, MLB): Detroit Red Wings (23 seasons), San Antonio Spurs (17 seasons) and San Jose Sharks (10 seasons).
- This marked the Sharks fourth 50-win season (2006-07, 2008-09, 2009-10, 2013-14) in franchise history.
- This season marked the 11th 40+ win season for the Sharks since 2000-01. According to the Elias Sports Bureau, those 11 seasons tied with Detroit for the most 40-win seasons in that span.
- Sharks Head Coach **Todd McLellan** coached his 400th career NHL game on Nov. 27 vs. Los Angeles, and set the record for the most games coached in Sharks franchise history on Feb. 7 vs. Columbus.
- Patrick Marleau** played in his 1,200th NHL game on Dec. 19 at Los Angeles. He became the 11th active player to play in 1,200 or more NHL games and just the 16th player in NHL history to play in 1,200 or more games with one franchise.

MAJOR TRANSACTIONS

- Re-signed C **Joe Thornton** and LW **Patrick Marleau** to three-year extensions on Jan. 24.
- Acquired F **Mike Brown** from Edmonton in exchange for a fourth round selection in the 2014 NHL Draft on Oct. 21.

PACIFIC DIVISION

	GP	W	L	OTL	GF	GA	PTS
ANAHEIM (1)	82	54	20	8	266	209	116
SAN JOSE (4)	82	51	22	9	249	200	111
LOS ANGELES (6)	82	46	28	8	206	174	100
PHOENIX (9)	82	37	30	15	216	231	89
VANCOUVER (12)	82	36	35	11	196	223	83
CALGARY (13)	82	35	40	7	209	241	77
EDMONTON (14)	82	29	44	9	203	270	67

FINAL STATISTICS

P	NO	PLAYER	GP	G	A	PTS	PIM
C	8	JOE PAVELSKI	82	41	38	79	32
C	19	JOE THORNTON	82	11	65	76	32
C	12	PATRICK MARLEAU	82	33	37	70	18
C	39	LOGAN COUTURE	65	23	31	54	20
R	88	BRENT BURNS	69	22	26	48	34
C	57	TOMMY WINGELS	77	16	22	38	35
D	22	DAN BOYLE	75	12	24	36	32
D	5	JASON DEMERS	75	5	29	34	30
C	48	*TOMAS HERTL	37	15	10	25	4
L	83	*MATTHEW NIETOH	66	10	14	24	16
D	44	MARC-EDOUARD VLASIC	81	5	19	24	38
R	9	MARTY HAVLAT	48	12	10	22	10
C	15	JAMES SHEPPARD	67	4	16	20	35
D	52	MATT IRWIN	62	2	17	19	35
C	81	TYLER KENNEDY	67	4	13	17	34
D	61	JUSTIN BRAUN	82	4	13	17	20
C	10	ANDREW DESJARDINS	81	3	14	17	86
D	27	SCOTT HANNAN	56	3	9	12	55
D	7	BRAD STUART	61	3	8	11	35
L	13	RAFFI TORRES	5	3	2	5	7
C	38	BRACKEN KERRNS	25	3	2	5	6
R	18	MIKE BROWN	(SJS) 48	2	3	5	75
		(EDM)	8	0	0	0	19
		(TOTAL)	56	2	3	5	94
L	43	JOHN MCCARTHY	36	1	1	2	4
G	31	ANTTI NIEMI	64	0	2	2	0
R	42	MATT PELECH	6	1	0	1	22
R	76	*ERIAH HAYES	15	1	0	1	2
C	75	*FREDDIE HAMILTON	11	0	0	0	2
R	37	ADAM BURISH	15	0	0	0	6
G	32	ALEX STALOCK	24	0	0	0	2

GOALTENDERS

NO.	GOALTENDER	GP	MINS	AVG	W	L	TEN	SO	GA	SA	SV %	G	A	PIM
32	ALEX STALOCK	24	1252	1.87	12	5	2	3	39	571	0.932	0	0	2
31	ANTTI NIEMI	64	3740	2.39	39	17	7	2	4	149	1705	0.913	0	2
	SJS TOTALS	82	5021	2.31	51	22	9	5	6	193	2281	0.915	0	2

GAME-BY-GAME RESULTS

GA	DATE	OPPONENT	RESULT	RECORD
1	10/3	VANCOUVER	4-1, W	1-0-0
2	10/5	PHOENIX	4-1, W	2-0-0
3	10/8	NY RANGERS	9-2, W	3-0-0
4	10/10	@ VANCOUVER	4-1, W	4-0-0
5	10/12	OTTAWA	3-2, W	5-0-0
6	10/15	@ ST. LOUIS	6-2, W	6-0-0
7	10/17	@ DALLAS	3-4, L**	6-0-1
8	10/19	CALGARY	6-3, W	7-0-1
9	10/21	@ DETROIT	1-0, W**	8-0-1
10	10/24	@ BOSTON	1-2, L	8-1-1
11	10/26	@ MONTREAL	2-0, W	9-1-1
12	10/27	@ OTTAWA	5-2, W	10-1-1
13	10/30	@ LOS ANGELES	3-4, L*	10-1-2
14	11/2	PHOENIX	2-3, L**	10-1-3
15	11/5	BUFFALO	4-5, L**	10-1-4
16	11/7	VANCOUVER	2-4, L	10-2-4
17	11/10	@ WINNIPEG	4-5, L**	10-2-5
18	11/12	@ CALGARY	3-2, W*	11-2-5
19	11/14	@ VANCOUVER	2-1, W*	12-2-5
20	11/15	@ EDMONTON	3-1, W	13-2-5
21	11/17	@ CHICAGO	1-5, L	13-3-5
22	11/21	TAMPA BAY	5-1, W	14-3-5
23	11/23	NEW JERSEY	2-1, W	15-3-5
24	11/27	LOS ANGELES	3-2, W**	16-3-5
25	11/29	ST. LOUIS	6-3, W	17-3-5
26	11/30	ANAHEIM	4-3, W**	18-3-5
27	12/3	@ TORONTO	4-2, W	19-3-5
28	12/5	@ PITTSBURGH	1-5, L	19-4-5
29	12/6	@ CAROLINA	3-5, L	19-5-5
30	12/8	@ MINNESOTA	1-3, L	19-6-5
31	12/10	NY ISLANDERS	2-3, L**	19-6-6
32	12/12	MINNESOTA	3-1, W	20-6-6
33	12/14	@ NASHVILLE	2-3, L	20-7-6
34	12/17	@ ST. LOUIS	4-2, W	21-7-6
35	12/19	@ LOS ANGELES	1-4, L	21-8-6
36	12/21	DALLAS	3-2, W**	22-8-6
37	12/23	COLORADO	5-4, W**	23-8-6
38	12/27	@ PHOENIX	4-3, W**	24-8-6
39	12/29	ANAHEIM	3-1, W	25-8-6
40	12/31	@ ANAHEIM	3-6, L	25-9-6
41	1/2	EDMONTON	5-1, W	26-9-6
42	1/4	@ COLORADO	3-4, L	26-10-6
43	1/5	@ CHICAGO	3-2, W**	27-10-6
44	1/7	@ NASHVILLE	2-3, L	27-11-6
45	1/9	DETROIT	4-1, W	28-11-6
46	1/11	BOSTON	0-1, L	28-12-6
47	1/14	@ WASHINGTON	2-1, W**	29-12-6
48	1/16	@ FLORIDA	3-0, W	30-12-6
49	1/18	@ TAMPA BAY	5-4, W	31-12-6
50	1/20	CALGARY	3-2, W	32-12-6
51	1/23	WINNIPEG	1-0, W	33-12-6
52	1/25	MINNESOTA	3-2, W*	34-12-6
53	1/27	LOS ANGELES	0-1, L	34-13-6
54	1/29	@ EDMONTON	0-3, L	34-14-6
55	1/30	@ CALGARY	1-4, L	34-15-6
56	2/1	CHICAGO	2-1, W**	35-15-6
57	2/3	PHILADELPHIA	2-5, L	35-16-6
58	2/5	DALLAS	2-1, W*	36-16-6
59	2/7	COLUMBUS	3-2, W	37-16-6
60	2/27	@ PHILADELPHIA	7-3, W	38-16-6
61	2/28	@ BUFFALO	2-4, L	38-17-6
62	3/2	@ NEW JERSEY	4-2, W	39-17-6
63	3/4	CAROLINA	2-3, L*	39-17-7
64	3/6	PITTSBURGH	5-3, W	40-17-7
65	3/8	MONTREAL	4-0, W	41-17-7
66	3/11	TORONTO	6-2, W	42-17-7
67	3/13	@ COLUMBUS	4-3, W**	43-17-7
68	3/14	@ NY ISLANDERS	4-3, W	44-17-7
69	3/16	@ NY RANGERS	1-0, W	45-17-7
70	3/18	FLORIDA	2-3, L	45-17-7
71	3/20	ANAHEIM	3-2, W	46-17-7
72	3/22	WASHINGTON	2-3, L*	46-17-8
73	3/24	@ CALGARY	1-2, L*	46-17-9
74	3/25	@ EDMONTON	5-2, W	47-17-9
75	3/27	WINNIPEG	3-4, L	47-18-9
76	3/29	@ COLORADO	2-3, L	47-19-9
77	4/1	EDMONTON	5-4, W	48-19-9
78	4/3	LOS ANGELES	2-1, W	49-19-9
79	4/5	NASHVILLE	0-3, L	49-20-9
80	4/9	@ ANAHEIM	2-5, L	49-21-9
81	4/11	COLORADO	5-1, W	50-21-9
82	4/12	@ PHOENIX	3-2, W	51-21-9

* — OVERTIME ** — SHOOTOUT



2012-13 SEASON REVIEW

SEASON HIGHLIGHTS

- Two regulation losses on home ice was an NHL-best. The .812 home points percentage was the second-best in franchise history, second to only the 2008-09 Presidents' Trophy team that had an .829 points percentage.
- Todd McLellan** became the Sharks all-time winningest coach with a victory on March 14 vs. Los Angeles. He also became the second-fastest coach to 200 career wins in NHL history in his 333rd career game on Jan. 27 vs. Vancouver.
- Joe Thornton** posted his 1,100th career point with an assist on March 2 vs. Nashville and played his 1,100th career game on March 9 vs. St. Louis.
- Patrick Marleau** scored his 400th career NHL goal on March 10 at Colorado, becoming just the 30th player in history to score his first 400 goals with one team.

MAJOR TRANSACTIONS

- Acquired LW **Raffi Torres** from Phoenix in exchange for a third round selection (FLA via NYR) in the 2013 NHL Draft on April 3.
- Acquired D **Scott Hannan** from Nashville in exchange for a conditional selection in the 2013 NHL Draft on April 3.
- Acquired a second and third round selection (originally Florida's) in the 2013 NHL Draft and a second round selection in the 2014 NHL Draft from the New York Rangers in exchange for LW **Ryane Clowe** on April 2.
- Acquired a fourth round selection in the 2013 NHL Draft (San Jose's original pick) from Chicago in exchange for C **Michal Handzus** on April 1.
- Acquired second round selections in the 2013 and 2014 NHL Drafts from Pittsburgh in exchange for D **Douglas Murray** on March 25.

PACIFIC DIVISION

	GP	W	L	OTL	GF	GA	PTS
ANAHEIM (2)	48	30	12	6	140	118	66
LOS ANGELES (5)	48	27	16	5	133	118	59
SAN JOSE (6)	48	25	16	7	124	116	57
PHOENIX (10)	48	21	18	9	125	131	51
DALLAS (11)	48	22	22	4	130	142	48

FINAL STATISTICS

P	NO	PLAYER	GP	G	A	PTS	PIM
C	19	JOE THORNTON	48	7	33	40	26
C	39	LOGAN COUTURE	48	21	16	37	4
L	12	PATRICK MARLEAU	48	17	14	31	24
C	8	JOE PAVELSKI	48	16	15	31	10
D	88	BRENT BURNS	30	9	11	20	20
D	22	DAN BOYLE	46	7	13	20	27
L	9	MARTIN HAVLAT	40	8	10	18	30
L	13	RAFFI TORRES	(TOTAL) 39	7	11	18	17
		PHX	28	5	7	12	13
		SJ	11	2	4	6	4
C	23	SCOTT GOMEZ	39	2	13	15	22
L	21	T.J. GALLARDI	36	5	9	14	14
C	57	TOMMY WINGELS	42	5	8	13	26
D	52	*MATT IRWIN	38	6	6	12	10
L	29	RYANE CLOWE	28	0	11	11	79
D	44	MARC-EDOUARD VLASIC	48	3	4	7	29
D	61	JUSTIN BRAUN	41	0	7	7	6
D	7	BRAD STUART	48	0	6	6	25
C	15	JAMES SHEPPARD	32	1	3	4	12
C	10	ANDREW DESJARDINS	42	2	1	3	61
D	5	JASON DEMERS	22	1	2	3	10
R	37	ADAM BURISH	46	1	2	3	25
D	3	DOUGLAS MURRAY	29	0	3	3	26
C	46	TIM KENNEDY	13	2	0	2	2
C	26	MICHAEL HANDZUS	28	1	1	2	12
D	80	*MATT TENNYSON	4	0	2	2	2
D	27	SCOTT HANNAN	(TOTAL) 33	0	1	1	22
		NSH	29	0	1	1	20
		SJ	4	0	0	0	2
G	31	ANTTI NIEMI	43	0	1	1	2
C	38	BRACKEN KEARNS	1	0	0	0	0
D	54	*NICK PETRECKI	1	0	0	0	0
L	38	FRAZER MCLAREN	1	0	0	0	0
R	42	*MATT PELECH	2	0	0	0	7
G	32	*ALEX STALOCK	2	0	0	0	0
G	1	THOMAS GREISS	6	0	0	0	0

*ROOKIE

GOALTENDERS

NO.	GOALTENDER	GP	MIN	AVG	W	L	T	EN	SO	GA	SA	SV %	G	A	PIM
31	ANTTI NIEMI	43	2581	2.16	24	12	6	3	4	93	1220	.924	0	1	2
1	THOMAS GREISS	6	308	2.53	1	4	0	1	1	13	153	.915	0	0	0
32	ALEX STALOCK	2	42	2.86	0	0	1	0	0	2	13	.846	0	0	0
TOTALS		48	2948	2.28	25	16	7	4	5	112	1390	.919	0	1	2

* - ROOKIE

GAME-BY-GAME RESULTS

GA	DATE	OPPONENT	RESULT	RECORD
1	1/20	@ CALGARY	4-1, W	1-0-0
2	1/22	@ EDMONTON	6-3, W	2-0-0
3	1/24	PHOENIX	5-3, W	3-0-0
4	1/26	COLORADO	4-0, W	4-0-0
5	1/27	VANCOUVER	4-1, W	5-0-0
6	1/29	ANAHEIM	3-2, W**	6-0-0
7	1/31	EDMONTON	3-2, W**	7-0-0
8	2/2	NASHVILLE	1-2, L**	7-0-1
9	2/4	@ ANAHEIM	1-2, L	7-1-1
10	2/5	CHICAGO	3-5, L	7-2-1
11	2/9	PHOENIX	0-1, L**	7-2-2
12	2/11	@ COLUMBUS	2-6, L	7-3-2
13	2/12	@ NASHVILLE	0-1, L*	7-3-3
14	2/15	@ CHICAGO	1-4, L	7-4-3
15	2/19	@ ST. LOUIS	2-1, W	8-4-3
16	2/22	@ CHICAGO	1-2, L	8-5-3
17	2/23	@ DALLAS	1-3, L	8-6-3
18	2/26	COLORADO	3-2, W**	9-6-3
19	2/28	DETROIT	1-2, L**	9-6-4
20	3/2	NASHVILLE	2-1, W	10-6-4
21	3/5	@ VANCOUVER	3-2, W**	11-6-4
22	3/6	@ CALGARY	1-4, L	11-7-4
23	3/9	ST. LOUIS	3-4, L*	11-7-5
24	3/10	@ COLORADO	2-3, L*	11-7-6
25	3/12	@ ST. LOUIS	2-4, L	11-8-6
26	3/14	LOS ANGELES	4-3, W	12-8-6
27	3/16	@ LOS ANGELES	2-5, L	12-9-6
28	3/18	@ ANAHEIM	3-5, L	12-10-6
29	3/20	@ EDMONTON	4-3, W**	13-10-6
30	3/23	@ MINNESOTA	0-2, L	13-11-6
31	3/25	@ ANAHEIM	5-3, W	14-11-6
32	3/27	ANAHEIM	4-0, W	15-11-6
33	3/28	DETROIT	2-0, W	16-11-6
34	3/30	PHOENIX	3-2, W**	17-11-6
35	4/1	VANCOUVER	3-2, W	18-11-6
36	4/3	MINNESOTA	4-2, W	19-11-6
37	4/5	CALGARY	2-1, W	20-11-6
38	4/7	DALLAS	4-5, L**	20-11-7
39	4/9	@ COLUMBUS	0-4, L	20-12-7
40	4/11	@ DETROIT	3-2, W**	21-12-7
41	4/13	@ DALLAS	1-2, L	21-13-7
42	4/15	@ PHOENIX	4-0, W	22-13-7
43	4/16	LOS ANGELES	3-2, W**	23-13-7
44	4/18	MINNESOTA	6-1, W	24-13-7
45	4/21	COLUMBUS	3-4, L	24-14-7
46	4/23	DALLAS	3-2, W	25-14-7
47	4/24	@ PHOENIX	1-2, L	25-15-7
48	4/27	@ LOS ANGELES	2-3, L	25-16-7

* - OVERTIME ** - SHOOTOUT



2011-12 SEASON REVIEW

SEASON HIGHLIGHTS

- **Todd McLellan** moved into second place on the franchise's head coach all-time wins list on April 3 at Dallas, eclipsing Darryl Sutter with his 193rd win. Made his second All-Star Game appearance, joining New York Rangers head coach John Tortorella on the bench for Team Alfredsson.
- **Logan Couture** tied for the team lead with 31 goals and appeared in the 2012 All-Star Game, his first career selection. He was voted the Brocade "Sharks Player of the Year."
- **Joe Thornton**, who led the team in points and assists, became the 266th player in NHL history to play in 1,000 games on Oct. 21 at New Jersey. He became the 50th player in NHL history to record 700 career assists with his two helpers at Nashville on Oct. 25.
- **Dan Boyle's** goal on March 20 at Los Angeles made him the highest goal-scoring defenseman in team history. He recorded his 500th career point vs. Colorado on March 26, becoming the fourth undrafted defenseman in League history to record 500 points (Borje Salming-787, Steve Duchesne-752 and Brian Rafalski-515).

MAJOR TRANSACTIONS

- Acquired forwards **TJ Galiardi** and **Daniel Winnik** and a seventh round selection in the 2013 NHL Entry Draft (previously acquired from Anaheim) from Colorado in exchange for forwards Jamie McGinn, Mike Connolly, and Michael Sgarbossa on Feb. 27.
- Acquired **F Dominic Moore** and a seventh round selection in the 2012 NHL Entry Draft from Tampa Bay in exchange for a second round selection, previously acquired from Minnesota, in the 2012 NHL Entry Draft on Feb. 16.

PACIFIC DIVISION

	GP	W	L	OTL	GF	GA	PTS
PHOENIX (3)	82	42	27	13	216	204	97
SAN JOSE (7)	82	43	29	10	229	210	96
LOS ANGELES (8)	82	40	27	15	194	179	95
DALLAS (10)	82	42	35	5	211	222	89
ANAHEIM (13)	82	34	36	12	204	231	80

FINAL STATISTICS

P	NO	PLAYER	GP	G	A	PTS	PIM
C	19	JOE THORNTON	82	18	59	77	31
C	39	LOGAN COUTURE	80	31	34	65	16
C	12	PATRICK MARLEAU	82	30	34	64	26
C	8	JOE PAVELSKI	82	31	30	61	31
D	22	DAN BOYLE	81	9	39	48	57
L	29	RYANE CLOWE	76	17	28	45	97
D	88	BRENT BURNS	81	11	26	37	34
R	9	MARTIN HAVLAT	39	7	20	27	22
C	18	DOMINIC MOORE	(T.B.)	56	4	15	19
		(S.J.)	23	0	6	6	4
		TOTAL	79	4	21	25	54
L	64	JAMIE MCGINN	61	12	12	24	26
C	26	MICHAEL HANDZUS	67	7	17	24	18
C	34	DANIEL WINNIK	(COL.)	63	5	13	42
		(S.J.)	21	3	2	5	10
		TOTAL	84	8	15	23	52
D	44	MARC-EDOUARD VLASIC	82	4	19	23	40
C	17	TORREY MITCHELL	76	9	10	19	29
C	69	*ANDREW DESJARDINS	76	4	13	17	47
L	37	TJ GALIARDI	(COL.)	55	8	6	14
		(S.J.)	14	1	0	1	6
		TOTAL	69	9	6	15	53
D	60	JASON DEMERS	57	4	9	13	22
D	61	JUSTIN BRAUN	66	2	9	11	23
L	10	BRAD WINCHESTER	67	6	4	10	88
C	57	*TOMMY WINGELS	33	3	6	9	18
R	78	BENI FERRIERO	35	7	1	8	8
D	2	JIM VANDERMEER	25	1	3	4	33
C	28	ANDREW MURRAY	39	1	3	4	4
D	5	COLIN WHITE	54	1	3	4	21
D	3	DOUGLAS MURRAY	60	0	4	4	31
L	68	FRAZER MCLAREN	7	0	0	0	9
L	43	JOHN MCCARTHY	10	0	0	0	10
G	1	*THOMAS GREISS	19	0	0	0	2
G	31	ANTTI NIEMI	68	0	0	0	2

* -- ROOKIE

GOALTENDERS

NO.	GOALTENDER	GP	MINS	AVG	W	L	T	EN	SO	GA	SA	SV%	G	A	PIM
1	*THOMAS GREISS	19	1043	2.30	9	7	1	2	0	40	472	.915	0	0	2
31	ANTTI NIEMI	68	3936	2.42	34	22	9	4	6	159	1865	.915	0	0	2
	TOTALS	82	5018	2.45	43	29	10	6	6	205	2342	.912	0	0	4

* -- ROOKIE

GAME-BY-GAME RESULTS

GA	DATE	OPPONENT	RESULT	RECORD
1	10/8	PHOENIX	6-3, W	1-0-0
2	10/14	@ANAHEIM	0-1, L	1-1-0
3	10/15	ST. LOUIS	2-4, L	1-2-0
4	10/17	ANAHEIM	2-3, L	1-3-0
5	10/21	@NEW JERSEY	4-3, W**	2-3-0
6	10/22	@BOSTON	4-2, W	3-3-0
7	10/25	@NASHVILLE	3-1, W	4-3-0
8	10/28	@DETROIT	4-2, W	5-3-0
9	10/29	@NY ISLANDERS	3-2, W*	6-3-0
10	10/31	@NY RANGERS	2-5, L	6-4-0
11	11/3	PITTSBURGH	4-3, W**	7-4-0
12	11/5	NASHVILLE	3-4, L*	7-4-1
13	11/7	LOS ANGELES	4-2, W	8-4-1
14	11/10	MINNESOTA	3-1, W	9-4-1
15	11/12	PHOENIX	0-3, L	9-5-1
16	11/17	DETROIT	5-2, W	10-5-1
17	11/19	@DALLAS	4-1, W	11-5-1
18	11/20	@COLORADO	4-1, W	12-5-1
19	11/23	CHICAGO	1-0, W	13-5-1
20	11/26	VANCOUVER	2-3, L	13-6-1
21	11/28	@LOS ANGELES	0-2, L	13-7-1
22	12/1	MONTREAL	4-3, W**	14-7-1
23	12/3	FLORIDA	3-5, L	14-8-1
24	12/6	MINNESOTA	1-2, L	14-9-1
25	12/8	DALLAS	5-2, W	15-9-1
26	12/10	@ST. LOUIS	0-1, L	15-10-1
27	12/11	@CHICAGO	2-3, L*	15-10-2
28	12/13	@COLORADO	3-4, OT**	15-10-3
29	12/15	COLORADO	5-4, W	16-10-3
30	12/17	EDMONTON	3-2, W	17-10-3
31	12/21	TAMPA BAY	7-2, W	18-10-3
32	12/23	LOS ANGELES	2-1, W**	19-10-3
33	12/26	ANAHEIM	3-2, L	19-11-3
34	12/28	VANCOUVER	2-3, L*	19-11-4
35	1/2	@VANCOUVER	3-2, W**	20-11-4
36	1/4	@ANAHEIM	3-1, W	21-11-4
37	1/5	COLUMBUS	2-1, W	22-11-4
38	1/7	WASHINGTON	5-2, W	23-11-4
39	1/10	@MINNESOTA	4-5, OT**	23-11-5
40	1/12	@WINNIPEG	2-0, W	24-11-5
41	1/14	@COLUMBUS	2-1, W	25-11-5
42	1/15	@CHICAGO	3-4, L	25-12-5
43	1/17	CALGARY	2-1, W**	26-12-5
44	1/19	OTTAWA	1-4, L	26-13-5
45	1/21	@VANCOUVER	3-4, L	26-14-5
46	1/23	@EDMONTON	1-2, OT**	26-14-6
47	1/24	@CALGARY	1-0, W	27-14-6
48	1/31	COLUMBUS	6-0, W	28-14-6
49	2/2	DALLAS	5-2, W	29-14-6
50	2/4	@PHOENIX	3-5, L	29-15-6
51	2/8	CALGARY	3-4, L	29-16-6
52	2/10	CHICAGO	5-3, W	30-16-6
53	2/12	@ST. LOUIS	0-3, L	30-17-6
54	2/13	@WASHINGTON	5-3, W	31-17-6
55	2/16	@TAMPA BAY	5-6, L*	31-17-7
56	2/17	@CAROLINA	3-1, W	31-18-7
57	2/19	@DETROIT	2-3, L	31-19-7
58	2/21	@COLUMBUS	3-6, L	31-20-7
59	2/23	@TORONTO	2-1, W	32-20-7
60	2/25	@NASHVILLE	2-6, L	32-21-7
61	2/26	@MINNESOTA	3-4, L	32-22-7
62	2/28	PHILADELPHIA	1-0, W	33-22-7
63	3/1	BUFFALO	0-1, L	33-23-7
64	3/3	ST. LOUIS	1-3, L	33-24-7
65	3/6	EDMONTON	2-3, OT**	33-24-8
66	3/8	@DALLAS	3-4, OT**	33-24-9
67	3/10	@PHOENIX	0-3, L	33-25-9
68	3/12	@EDMONTON	3-2, W	34-25-9
69	3/13	@CALGARY	2-3, L*	34-25-10
70	3/15	NASHVILLE	2-1, W**	35-25-10
71	3/17	DETROIT	3-2, W	36-25-10
72	3/19	ANAHEIM	3-5, L	36-26-10
73	3/20	@LOS ANGELES	2-5, L	36-27-10
74	3/22	BOSTON	2-1, W	37-27-10
75	3/24	PHOENIX	4-3, W**	38-27-10
76	3/26	COLORADO	5-1, W	39-27-10
77	3/28	@ANAHEIM	1-3, L	39-28-10
78	3/29	@PHOENIX	0-2, L	39-29-10
79	3/31	DALLAS	3-0, W	40-29-10
80	4/3	@DALLAS	5-2, W	41-29-10
81	4/5	@LOS ANGELES	6-5, W**	42-29-10
82	4/7	LOS ANGELES	3-2, W*	43-29-10

* -- OVERTIME

** -- SHOOTOUT



2010-11 SEASON REVIEW

SEASON HIGHLIGHTS

- San Jose won its sixth Pacific Division Championship (fourth straight) and advanced to the Western Conference Final for the second consecutive season.
- Logan Couture** was named to the NHL All-Rookie Team and finished second in the Calder Trophy voting.
- Dan Boyle** represented the Sharks at the NHL All-Star Game that was played in Carolina.
- Patrick Marleau** appeared in his 1,000th career NHL game on Jan. 15 at Phoenix and **Joe Thornton** recorded his 1,000th career NHL point with a goal on April 8 at Phoenix.

MAJOR TRANSACTIONS

- Acquired D **Ian White** from Carolina in exchange for a second round selection in the 2012 NHL Entry Draft on Feb. 18.
- Acquired LW **Ben Eager** from Atlanta in exchange for a fifth round selection in the 2011 NHL Entry Draft on Jan. 18.
- Claimed F **Kyle Wellwood** off waivers from St. Louis on Jan. 18.

PACIFIC DIVISION

	GP	W	L	OTL	GF	GA	PTS
SAN JOSE (2)	82	48	25	9	248	213	105
ANAHEIM (4)	82	47	30	5	239	235	99
PHOENIX (6)	82	43	26	13	231	226	99
LOS ANGELES (7)	82	46	30	6	219	198	98
DALLAS (9)	82	42	29	11	227	233	95

FINAL STATISTICS

P	NO	PLAYER	GP	G	A	PTS	PIM
C	12	PATRICK MARLEAU	82	37	36	73	16
C	19	JOE THORNTON	80	21	49	70	47
C	8	JOE PAVELSKI	74	20	46	66	24
L	15	DANY HEATLEY	80	26	38	64	56
L	29	RYANE CLOWE	75	24	38	62	100
C	39	*LOGAN COUTURE	79	32	24	56	41
D	22	DAN BOYLE	76	9	41	50	67
R	16	DEVIN SETOGUCHI	72	22	19	41	37
D	9	IAN WHITE	(CGY) 16	2	4	6	6
		(CAR) 39	0	10	10	12	
		(S.J.) 23	2	8	10	8	
		TOTAL 78	4	22	26	26	
D	60	JASON DEMERS	75	2	22	24	28
C	17	TORREY MITCHELL	66	9	14	23	46
D	44	MARC-EDOUARD VLASIC	80	4	14	18	18
L	55	BEN EAGER	(ATL) 34	3	7	10	77
		(S.J.) 34	4	3	7	43	
		TOTAL 68	7	10	17	120	
R	10	JAMAL MAYERS	78	3	11	14	124
D	3	DOUGLAS MURRAY	73	1	13	14	44
C	20	KYLE WELLWOOD	35	5	8	13	0
D	61	*JUSTIN BRAUN	28	2	9	11	2
D	40	KENT HUSKINS	50	2	8	10	12
R	78	*BENN FERRIERO	33	5	4	9	9
D	7	NICLAS WALLIN	74	3	5	8	46
C	21	SCOTT NICHOL	56	4	3	7	50
L	64	JAMIE MCGINN	49	1	5	6	33
L	43	*JOHN MCCARTHY	37	2	2	4	8
C	69	*ANDREW DESJARDINS	17	1	2	3	4
D	55	*MIKE MOORE	6	1	0	1	7
G	31	ANTTI NIEMI	60	0	1	1	2
G	32	*ALEX STALOCK	1	0	0	0	0
C	57	*TOMMY WINGLES	5	0	0	0	0
L	68	*FRAZER MCLAREN	9	0	0	0	22
L	72	*BRANDON MASHINTER	13	0	0	0	17
G	30	ANTERO NIITYMAKI	24	0	0	0	2

* — ROOKIE

GOALTENDERS

NO.	GOALTENDER	GP	MINS	AVG	W	L	T	EN	SO	G	SA	SV %	G	A	PIM
32	*ALEX STALOCK	1	30	.00	1	0	0	0	0	9	1000	0	0	0	0
31	ANTTI NIEMI	60	3524	2.38	35	18	6	2	6	140	1741	.920	0	1	2
30	A. NIITYMAKI	24	1414	2.72	12	7	3	2	0	64	615	.896	0	0	2
	TOTALS	82	4999	2.50	48	25	9	4	6	208	2369	.912	0	1	4

* — ROOKIE

GAME-BY-GAME RESULTS

GA	DATE	OPPONENT	RESULT	RECORD
1	10/8	@COLUMBUS*	3-2 W	1-0-0
2	10/9	COLUMBUS*	2-3 L*	1-0-1
3	10/16	ATLANTA	2-4 L	1-1-1
4	10/19	CAROLINA	2-5 L	1-2-1
5	10/21	@COLORADO	4-2 W	2-2-1
6	10/23	@EDMONTON	6-1 W	3-2-1
7	10/24	@CALGARY	0-4 L	3-3-1
8	10/27	NEW JERSEY	5-2 W	4-3-1
9	10/30	ANAHEIM	5-2 W	5-3-1
10	11/2	@MINNESOTA	0-1 L	5-4-1
11	11/4	@ST. LOUIS	0-2 L	5-5-1
12	11/6	TAMPA BAY	5-2 W	6-5-1
13	11/9	ANAHEIM	2-3 L*	6-5-2
14	11/11	NY ISLANDERS	2-1 W**	7-5-2
15	11/13	CALGARY	4-3 W	8-5-2
16	11/15	LOS ANGELES	6-3 W	9-5-2
17	11/17	@COLORADO	3-4 L*	9-5-3
18	11/18	@DALLAS	4-5 L*	9-5-4
19	11/20	COLUMBUS	0-3 L	9-6-4
20	11/24	CHICAGO	5-2 W	10-6-4
21	11/26	@VANCOUVER	1-6 L	10-7-4
22	11/27	@EDMONTON	4-3 W	11-7-4
23	11/30	DETROIT	3-5 L	11-8-4
24	12/2	@OTTAWA	4-0 W	12-8-4
25	12/4	@MONTREAL	1-3 L	12-9-4
26	12/6	@DETROIT	5-2 W	13-9-4
27	12/8	@PHILADELPHIA	5-4 W**	14-9-4
28	12/9	@BUFFALO	3-6 L	14-10-4
29	12/11	CHICAGO	2-1 W*	15-10-4
30	12/13	DALLAS	2-3 OT**	15-10-5
31	12/15	@NASHVILLE	2-3 L	15-11-5
32	12/16	@DALLAS	4-3 W*	16-11-5
33	12/18	@ST. LOUIS	4-1 W	17-11-5
34	12/21	EDMONTON	2-1 W	18-11-5
35	12/23	PHOENIX	4-1 W	19-11-5
36	12/27	LOS ANGELES	0-4 L	19-12-5
37	12/29	@MINNESOTA	3-5 L	19-13-5
38	12/30	@CHICAGO	5-3 W	20-13-5
39	1/1	@LOS ANGELES	1-0 W	21-13-5
40	1/3	VANCOUVER	3-4 L	21-14-5
41	1/6	BUFFALO	0-3 L	21-15-5
42	1/8	NASHVILLE	1-2 L	21-16-5
43	1/9	@ANAHEIM	0-1 L	21-17-5
44	1/11	TORONTO	2-4 L	21-18-5
45	1/13	EDMONTON	2-5 L	21-19-5
46	1/15	ST. LOUIS	4-2 W	22-19-5
47	1/17	@PHOENIX	4-2 W	23-19-5
48	1/20	@VANCOUVER	2-1 W**	24-19-5
49	1/22	MINNESOTA	4-3 W	25-19-5
50	1/26	@LOS ANGELES	2-3 OT**	25-19-6
51	2/1	PHOENIX	5-3 W	26-19-6
52	2/2	@ANAHEIM	4-3 W	27-19-6
53	2/5	@BOSTON	2-0 W	28-19-6
54	2/8	@WASHINGTON	2-0 W	29-19-6
55	2/9	@COLUMBUS	3-2 W	30-19-6
56	2/11	@NEW JERSEY	1-2 L	30-20-6
57	2/13	@FLORIDA	2-3 L	30-21-6
58	2/15	@NASHVILLE	2-1 W*	31-21-6
59	2/17	WASHINGTON	3-2 W	32-21-6
60	2/19	COLORADO	4-0 W	33-21-6
61	2/22	@DETROIT	4-3 W	34-21-6
62	2/23	@PITTSBURGH	3-2 W*	35-21-6
63	2/25	@CALGARY	4-3 W**	36-21-6
64	3/1	COLORADO	2-1 W**	37-21-6
65	3/3	DETROIT	3-1 W	38-21-6
66	3/5	DALLAS	2-3 L	38-22-6
67	3/8	NASHVILLE	3-2W*	39-22-6
68	3/10	VANCOUVER	4-5 OT**	39-22-7
69	3/12	NY RANGERS	2-3 OT**	39-22-8
70	3/14	@CHICAGO	3-6 L	39-23-8
71	3/15	@DALLAS	6-3 W	40-23-8
72	3/17	MINNESOTA	3-2 W	41-23-8
73	3/19	ST. LOUIS	5-3 W	42-23-8
74	3/23	CALGARY	6-3 W	43-23-8
75	3/24	@LOS ANGELES	3-4 OT**	43-23-9
76	3/26	@PHOENIX	4-1 W	44-23-9
77	3/31	DALLAS	6-0 W	45-23-9
78	4/2	ANAHEIM	4-2 W	46-23-9
79	4/4	LOS ANGELES	6-1 W	47-23-9
80	4/6	@ANAHEIM	2-6 L	47-24-9
81	4/8	@PHOENIX	3-4 L	47-25-9
82	4/9	PHOENIX	3-1 W	48-25-9

* — OVERTIME ** — SHOOTOUT

* — Played in Stockholm, Sweden



2009-10 SEASON REVIEW

SEASON HIGHLIGHTS

- San Jose won its second consecutive Western Conference Regular Season Championship as well as its fifth Pacific Division Championship (third straight). The Sharks also played in its second Western Conference Final (vs. Chicago).
- San Jose had a National Hockey League-best eight players in the 2010 Winter Olympics. Among those players, four (**Dan Boyle**, **Dany Heatley**, **Patrick Marleau** and **Joe Thornton**) won gold for Team Canada and **Joe Pavelski** helped Team USA win silver.
- As a team, San Jose finished amongst the NHL's top-5 in the power play (21.0, fourth), penalty kill (85.0, fifth), even strength differential (plus-32, fourth), goals per game (3.13, fourth) and faceoff percentage (55.6, first).
- The Sharks were only one of two teams to have three players with 80-plus points (**Thornton**, 89; **Marleau**, 83 and **Heatley**, 82).

MAJOR TRANSACTIONS

- Acquired D **Niclas Wallin** and a fifth round selection in the 2010 NHL Entry Draft from Carolina in exchange for a second round selection in the 2010 NHL Entry Draft (from Buffalo) on Feb. 7, 2010.
- Signed C **Manny Malhotra** on Sept. 23, 2009.
- Acquired LW **Dany Heatley** and a fifth round selection in the 2010 NHL Entry Draft from Ottawa (36th overall, Isaac MacLeod) in exchange for LW Milan Michalek, RW Jonathan Cheechoo and a second round selection in the 2010 NHL Entry Draft on Sept. 12, 2009.

PACIFIC DIVISION

	GP	W	L	OTL	GF	GA	PTS
SAN JOSE (1)	82	51	20	11	264	215	113
PHOENIX (4)	82	50	25	7	225	202	107
LOS ANGELES (6)	82	46	27	9	247	219	101
ANAHEIM (11)	82	39	32	11	238	251	89
DALLAS (12)	82	37	31	14	237	254	88

FINAL STATISTICS

P	NO	PLAYER	GP	G	A	PTS	PIM
C	19	JOE THORNTON	79	20	69	89	54
C	12	PATRICK MARLEAU	82	44	39	83	22
L	15	DANY HEATLEY	82	39	43	82	54
D	22	DAN BOYLE	76	15	43	58	70
L	29	RYAN CLOWE	82	19	38	57	131
C	8	JOE PAVELSKI	67	25	26	51	26
R	16	DEVIN SETOGUCHI	70	20	16	36	19
C	27	MANNY MALHOTRA	71	14	19	33	41
D	4	ROB BLAKE	70	7	23	30	60
D	40	KENT HUSKINS	82	3	19	22	47
D	60	*JASON DEMERS	51	4	17	21	21
R	41	JED ORTMEYER	76	8	11	19	37
C	21	SCOTT NICHOL	79	4	15	19	72
D	3	DOUGLAS MURRAY	79	4	13	17	66
D	44	MARC-EDOUARD VLASIC	64	3	13	16	33
L	64	JAMIE MCGINN	59	10	3	13	38
C	17	TORREY MITCHELL	56	2	9	11	27
C	39	*LOGAN COUTURE	25	5	4	9	6
D	7	NICLAS WALLIN	(CAR)	47	0	5	26
		(S.J.)	23	0	2	2	23
		(TOTAL)	70	0	7	7	49
R	59	BRAD STAUBITZ	47	3	3	6	110
L	68	*FRAZER MCLAREN	23	1	5	6	54
R	53	RYAN VESCE	9	3	2	5	0
C	78	*BENN FERRIERO	24	2	3	5	8
D	65	*DEREK JOSLIN	24	0	3	3	12
D	28	JAY LEACH	(MTL)	7	0	0	0
		(S.J.)	28	1	1	2	20
		(TOTAL)	35	1	1	2	25
L	45	JODY SHELLEY	36	0	3	3	78
C	36	DWIGHT HELMINEN	4	1	0	1	0
D	47	JOE CALLAHAN	1	0	1	1	0
C	48	*STEVEN ZALEWSKI	3	0	0	0	0
L	43	*JOHN MCCARTHY	4	0	0	0	0
G	1	*THOMAS GREISS	16	0	0	0	2
G	20	EVGENI NABOKOV	71	0	0	0	6

* — ROOKIE

GOALTENDERS

NO.	GOALTENDER	GP	MINS	AVG	W	L	T	EN	SO	GA	SA	SV%	G	A	PIM
20	EVGENI NABOKOV	71	4194	2.43	44	16	10	2	3	170	2168	.922	0	0	6
1	*THOMAS GREISS	16	782	2.69	7	4	1	2	0	35	399	.912	0	0	2
TOTALS		82	4998	2.51	51	20	11	4	3	209	2571	.919	0	0	8

* — ROOKIE

GAME-BY-GAME RESULTS

GA	DATE	OPPONENT	RESULT	RECORD
1	10/1	@COLORADO	2-5 L	0-1-0
2	10/3	@ANAHEIM	4-1 W	1-1-0
3	10/6	@LOS ANGELES	4-6 L	1-2-0
4	10/8	COLUMBUS	6-3 W	2-2-0
5	10/10	MINNESOTA	4-2 W	3-2-0
6	10/12	PHOENIX	0-1 L*	3-2-1
7	10/15	@WASHINGTON	1-4 L	3-3-1
8	10/17	@N.Y. ISLANDERS	4-1 W	4-3-1
9	10/19	@N.Y. RANGERS	7-3 W	5-3-1
10	10/22	@TAMPA BAY	2-5 L	5-4-1
11	10/24	@ATLANTA	4-3 W	6-4-1
12	10/25	@PHILADELPHIA	4-1 W	7-4-1
13	10/28	LOS ANGELES	2-1 W**	8-4-1
14	10/30	COLORADO	3-1 W	9-4-1
15	11/1	@CAROLINA	5-1 W	10-4-1
16	11/4	@COLUMBUS	3-2 W**	11-4-1
17	11/5	@DETROIT	1-2 L*	11-4-2
18	11/7	PITTSBURGH	5-0 W	12-4-2
19	11/10	NASHVILLE	4-3 W	13-4-2
20	11/12	DALLAS	2-3 L*	13-4-3
21	11/14	@ST. LOUIS	3-1 W	14-4-3
22	11/15	@CHICAGO	3-4 L*	14-4-4
23	11/17	@NASHVILLE	3-4 L	14-5-4
24	11/20	PHILADELPHIA	6-3 W	15-5-4
25	11/21	@ANAHEIM	3-2 W	16-5-4
26	11/25	CHICAGO	2-7 L	16-6-4
27	11/27	@EDMONTON	5-4 W**	17-6-4
28	11/29	@VANCOUVER	4-2 W	18-6-4
29	12/1	OTTAWA	5-2 W	19-6-4
30	12/3	ST. LOUIS	2-3 L**	19-6-5
31	12/5	CALGARY	1-2 L	19-7-5
32	12/9	LOS ANGELES	4-5 L*	19-7-6
33	12/11	DALLAS	2-3 L**	19-7-7
34	12/12	@PHOENIX	1-2 L	19-8-7
35	12/17	ANAHEIM	4-1 W	20-8-7
36	12/21	@DALLAS	4-2 W	21-8-7
37	12/22	@CHICAGO	3-2 W	22-8-7
38	12/26	ANAHEIM	5-2 W	23-8-7
39	12/28	PHOENIX	3-2 W**	24-8-7
40	12/30	WASHINGTON	5-2 W	25-8-7
41	12/31	@PHOENIX	3-2 W**	26-8-7
42	1/2	EDMONTON	4-1 W	27-8-7
43	1/4	LOS ANGELES	2-6 L	27-9-7
44	1/6	ST. LOUIS	2-1 W*	28-9-7
45	1/9	DETROIT	1-4 L	28-10-7
46	1/11	@LOS ANGELES	2-1 W	29-10-7
47	1/12	@PHOENIX	3-1 W	30-10-7
48	1/14	BOSTON	1-2 L**	30-10-8
49	1/16	EDMONTON	4-2 W	31-10-8
50	1/18	CALGARY	9-1 W	32-10-8
51	1/19	@LOS ANGELES	5-1 W	33-10-8
52	1/21	ANAHEIM	3-1 W	34-10-8
53	1/23	BUFFALO	5-2 W	35-10-8
54	1/28	CHICAGO	3-4 L*	35-10-9
55	1/30	MINNESOTA	5-2 W	36-10-9
56	2/2	DETROIT	2-4 L	36-11-9
57	2/4	@ST. LOUIS	4-2 W	37-11-9
58	2/6	@NASHVILLE	4-3 W	38-11-9
59	2/8	@TORONTO	3-2 W	39-11-9
60	2/10	@COLUMBUS	0-3 L	39-12-9
61	2/11	@DETROIT	3-2 W**	40-12-9
62	2/13	@BUFFALO	1-3 L	40-13-9
63	3/2	NEW JERSEY	3-4 L	40-14-9
64	3/4	MONTREAL	3-2 W	41-14-9
65	3/6	COLUMBUS	2-1 W	42-14-9
66	3/11	NASHVILLE	8-5 W	43-14-9
67	3/13	FLORIDA	2-3 L*	43-14-10
68	3/14	@ANAHEIM	2-4 L	43-15-10
69	3/16	@DALLAS	2-8 L	43-16-10
70	3/18	@VANCOUVER	2-3 L	43-17-10
71	3/19	@CALGARY	3-4 L	43-18-10
72	3/21	@EDMONTON	1-5 L	43-19-10
73	3/23	@MINNESOTA	4-1 W	44-19-10
74	3/25	DALLAS	3-0 W	45-19-10
75	3/27	VANCOUVER	4-2 W	46-19-10
76	3/28	COLORADO	4-3 W	47-19-10
77	3/31	@DALLAS	1-5 L	47-20-10
78	4/2	@MINNESOTA	3-2 W	48-20-10
79	4/4	@COLORADO	4-5 L*	48-20-11
80	4/6	@CALGARY	2-1 W	49-20-11
81	4/8	VANCOUVER	4-2 W	50-20-11
82	4/10	PHOENIX	3-2 W**	51-20-11

* — OVERTIME ** — SHOOTOUT



2008-09 SEASON REVIEW

SEASON HIGHLIGHTS

- San Jose wins first Presidents' Trophy. For the first time, the Sharks finish first in the Western Conference while winning its fourth overall and second straight Pacific Division Championship. San Jose accomplishes these feats while setting franchise records for wins (53), home wins (32) and points (117).
- Under rookie Head Coach **Todd McLellan**, San Jose gets off to the best start in National Hockey League history by recording 52 points (25-3-2) through the first 30 games. The Sharks set a franchise standard by going undefeated (20-0-2) in their first 22 home games while extending a streak from 2007-08 by not losing in regulation for 31 straight games (28-0-3).
- As a team, San Jose ranks among the NHL's top-five in road power play percentage (28.2 — No. 1 and club record), overall power play (24.2 — third), 83.3 penalty kill (fifth), 27.2 shots allowed (No. 1), 33.2 shots per game (third and club record) and 2.43 goals allowed per game (third).
- McLellan finished as a finalist for the Jack Adams Trophy (third in voting). C **Jeremy Roenick** ended his career and the season as the third-highest American-born goal scorer (513) in NHL history. RW Claude Lemieux, at the age of 43, returns to the NHL after a five-year absence to play in 18 games.

MAJOR TRANSACTIONS

- **Todd McLellan** hired as head coach on June 12, 2008.
- Acquired LW **Travis Moen** and D **Kent Huskins** from Anaheim in exchange for C Nick Bonino, G Timo Pielmeier and a fourth round selection in the 2012 NHL Entry Draft on March 4, 2009.

PACIFIC DIVISION

	GP	W	L	OTL	GF	GA	PTS
SAN JOSE (1)	82	53	18	11	257	204	117
ANAHEIM (8)	82	42	33	7	245	238	91
DALLAS (12)	82	36	35	11	230	257	83
PHOENIX (13)	82	36	39	7	208	252	79
LOS ANGELES (14)	82	34	37	11	207	234	79

FINAL STATISTICS

P	NO	PLAYER	GP	G	A	PTS	PIM
C	19	JOE THORNTON	82	25	61	86	56
C	12	PATRICK MARLEAU	76	38	33	71	18
R	16	DEVIN SETOGUCHI	81	31	34	65	25
C	8	JOE PAVELSKI	80	25	34	59	46
L	9	MILAN MICHALEK	77	23	34	57	52
D	22	DAN BOYLE	77	16	41	57	52
L	29	RYANE CLOWE	71	22	30	52	51
D	4	ROBERT BLAKE	73	10	35	45	110
D	10	CHRISTIAN EHRHOFF	77	8	34	42	63
D	44	MARC-EDOUARD VLASIC	82	6	30	36	42
R	14	JONATHAN CHEECHOO	66	12	17	29	59
R	25	MIKE GRIER	62	10	13	23	25
L	24	TRAVIS MOEN	(ANA) 63	4	7	11	77
		(S.J.)	19	3	2	5	14
		(TOTAL)	82	7	9	16	91
C	39	*TOMAS PLIHAI	64	5	8	13	22
C	27	JEREMY ROENICK	42	4	9	13	24
C	11	MARCEL GOC	55	2	9	11	18
D	21	ALEXEI SEMENOV	47	1	7	8	57
D	37	BRAD LUKOWICH	58	0	8	8	12
D	3	DOUGLAS MURRAY	75	0	7	7	38
L	64	*JAMIE MCGINN	35	4	2	6	2
D	40	KENT HUSKINS	(ANA) 33	2	4	6	27
L	43	*LUKAS KASPAR	13	2	2	4	8
L	45	JODY SHELLEY	70	2	2	4	116
R	59	*BRAD STAUBITZ	35	1	2	3	76
R	47	TOM CAVANAGH	17	1	1	2	4
R	32	CLAUDE LEMIEUX	18	0	1	1	21
G	20	EVGENI NABOKOV	62	0	1	1	12
C	40	*RILEY ARMSTRONG	2	0	0	0	2
R	53	*RYAN VESCE	10	0	0	0	4
D	65	*DEREK JOSLIN	12	0	0	0	6
G	33	BRIAN BOUCHER	22	0	0	0	2

* — ROOKIE

GOALTENDERS

NO.	GOALTENDER	GP	MINS	AVG	W	L	T	EN	SO	GA	SA	SV %	G	A	PIM
33	BRIAN BOUCHER	22	1291	2.18	12	6	3	2	2	47	563	.917	0	0	2
20	EVGENI NABOKOV	62	3686	2.44	41	12	8	0	7	150	1663	.910	0	1	12
	TOTALS	82	5000	2.39	53	18	11	2	9	199	2228	.911	0	1	14

GAME-BY-GAME RESULTS

GA	DATE	OPPONENT	RESULT	RECORD
1	10/9	ANAHEIM	4-1 W	1-0-0
2	10/11	LOS ANGELES	3-1 W	2-0-0
3	10/12	@LOS ANGELES	1-0 W	3-0-0
4	10/14	COLUMBUS	5-2 W	4-0-0
5	10/17	@ANAHEIM	0-4 L	4-1-0
6	10/18	PHILADELPHIA	5-4 W*	5-1-0
7	10/22	@PHILADELPHIA	7-6 W*	6-1-0
8	10/24	@FLORIDA	3-4 L	6-2-0
9	10/25	@TAMPA BAY	3-0 W	7-2-0
10	10/28	PITTSBURGH	2-1 W	8-2-0
11	10/30	DETROIT	4-2 W	9-2-0
12	11/2	@COLORADO	5-3 W	10-2-0
13	11/4	MINNESOTA	3-1 W	11-2-0
14	11/6	ST. LOUIS	5-4 W**	12-2-0
15	11/8	DALLAS	2-1 W	13-2-0
16	11/9	@PHOENIX	2-4 L	13-3-0
17	11/11	NASHVILLE	3-4 L*	13-3-1
18	11/13	CALGARY	6-1 W	14-3-1
19	11/16	@CHICAGO	6-5 W	15-3-1
20	11/17	@NASHVILLE	4-1 W	16-3-1
21	11/22	WASHINGTON	7-2 W	17-3-1
22	11/26	CHICAGO	3-2 W	18-3-1
23	11/28	@DALLAS	6-2 W	19-3-1
24	11/29	@PHOENIX	3-2 W	20-3-1
25	12/2	TORONTO	5-2 W	21-3-1
26	12/4	COLUMBUS	3-2 W	22-3-1
27	12/6	EDMONTON	2-3 L*	22-3-2
28	12/11	ANAHEIM	2-0 W	23-3-2
29	12/13	ST. LOUIS	5-4 W	24-3-2
30	12/15	@LOS ANGELES	3-2 W**	25-3-2
31	12/17	@COLUMBUS	1-2 L*	25-3-3
32	12/18	@DETROIT	0-6 L	25-4-3
33	12/20	NY RANGERS	3-2 W	26-4-3
34	12/23	VANCOUVER	5-0 W	27-4-3
35	12/27	@ST. LOUIS	2-3 L*	27-4-4
36	12/29	DALLAS	3-1 W	28-4-4
37	12/31	@MINNESOTA	2-3 L*	28-4-5
38	1/3	NY ISLANDERS	5-3 W	29-4-5
39	1/6	@CALGARY	2-5 L	29-5-5
40	1/9	@EDMONTON	4-1 W	30-5-5
41	1/10	@VANCOUVER	4-2 W	31-5-5
42	1/13	TAMPA BAY	7-1 W	32-5-5
43	1/15	CALGARY	2-3 L	32-6-5
44	1/17	DETROIT	6-5 W	33-6-5
45	1/20	VANCOUVER	2-1 W*	34-6-5
46	1/27	@COLORADO	3-0 W	35-6-5
47	1/29	PHOENIX	2-0 W	36-6-5
48	1/31	CHICAGO	2-4 L	36-7-5
49	2/5	CAROLINA	3-4 L*	36-7-6
50	2/7	@COLUMBUS	2-3 L*	36-7-7
51	2/10	@BOSTON	5-2 W	37-7-7
52	2/11	@PITTSBURGH	1-2 L**	37-7-8
53	2/13	@BUFFALO	5-6 L**	37-7-9
54	2/15	@NEW JERSEY	5-6 L	37-8-9
55	2/17	EDMONTON	4-2 W	38-8-9
56	2/19	LOS ANGELES	4-2 W	39-8-9
57	2/21	ATLANTA	3-1 W	40-8-9
58	2/23	@DALLAS	1-0 W	41-8-9
59	2/25	@DETROIT	1-4 L	41-9-9
60	2/26	@OTTAWA	2-1 W	42-9-9
61	2/28	@MONTREAL	2-3 L	42-10-9
62	3/3	DALLAS	1-4 L	42-11-9
63	3/5	MINNESOTA	3-4 L*	42-11-10
64	3/7	@VANCOUVER	1-3 L	42-12-10
65	3/10	@MINNESOTA	5-4 W*	43-12-10
66	3/12	@ST. LOUIS	1-3 L	43-13-10
67	3/14	LOS ANGELES	2-1 W**	44-13-10
68	3/15	@ANAHEIM	1-0 W	45-13-10
69	3/17	@PHOENIX	3-4 L	45-14-10
70	3/19	NASHVILLE	3-2 W**	46-14-10
71	3/21	DALLAS	5-2 W	47-14-10
72	3/22	COLORADO	3-1 W	48-14-10
73	3/25	@CHICAGO	5-6 L**	48-14-11
74	3/26	@NASHVILLE	2-3 L	48-15-11
75	3/28	PHOENIX	3-2 W	49-15-11
76	3/30	@CALGARY	2-1 W	50-15-11
77	4/2	@EDMONTON	2-1 W	51-15-11
78	4/4	ANAHEIM	2-5 L	51-16-11
79	4/5	@ANAHEIM	3-2 W	52-16-11
80	4/7	COLORADO	1-0 W**	53-16-11
81	4/9	PHOENIX	1-4 L	53-17-11
82	4/11	@LOS ANGELES	3-4 L	53-18-11

* — OVERTIME ** — SHOOTOUT



2016-17 SAN JOSE SHARKS MEDIA GUIDE

2007-08 SEASON REVIEW

SEASON HIGHLIGHTS

- San Jose set then-team records for most points (108) and points percentage (.659), road wins (27), most road points (58), fewest shots allowed (1,981), fewest power play goals allowed (44) and fewest regulation losses (23) in a single season.
- San Jose also set team standards for longest overall winning streak (11 games, Feb. 21, 2008 at Philadelphia through March 14, 2008 vs. St. Louis), longest road winning streak (10 games, Nov. 14, 2007 at Dallas through Dec. 31, 2007 at Minnesota), most consecutive overall games recording a point (20, Feb. 21, 2008 at Philadelphia through April 1, 2008 vs. Los Angeles) and most consecutive road games recording a point (14, Oct. 29, 2007 at Dallas through Jan. 13, 2008 at Anaheim).
- G **Evgeni Nabokov** finished second in the Vezina Trophy voting after achieving team regular season goaltending records in wins (50), appearances (77), minutes (4,561), most consecutive starts (50) and most consecutive wins (10). Nabokov also played in his second NHL All-Star Game and became the first goaltender since 2002 to stop all of the shots he faced (eight in the second).
- Coach **Ron Wilson** led San Jose to their third Pacific Division Championship, second in his tenure. He became the 11th coach to win 500 NHL games on Feb. 9, 2008 vs. Nashville. Wilson also won his 200th game as Sharks head coach on March 18, 2008 at Los Angeles, surpassing Darryl Sutter to set the record for most wins (206).

MAJOR TRANSACTIONS

- Acquired D **Brian Campbell** along with a seventh round selection in the 2008 NHL Entry Draft from Buffalo in exchange for RW Steve Bernier and a first round selection in the 2008 NHL Entry Draft on Feb. 26, 2008.
- Relieved Ron Wilson of head coaching duties on May 12, 2008.

PACIFIC DIVISION

	GP	W	L	OTL	GF	GA	PTS
SAN JOSE (2)	82	49	23	10	222	193	108
ANAHEIM (4)	82	47	27	8	205	191	102
DALLAS (5)	82	45	30	7	242	207	97
PHOENIX (12)	82	38	37	7	214	231	83
LOS ANGELES (15)	82	32	43	7	231	266	71

FINAL STATISTICS

P	NO	PLAYER	GP	G	A	PTS	PIM
C	19	JOE THORNTON	82	29	67	96	59
D	51	BRIAN CAMPBELL	(BUF)	63	5	38	43
		(S.J.)	20	3	16	19	8
		(TOTAL)	83	8	54	62	20
L	9	MILAN MICHALEK	79	24	31	55	47
C	12	PATRICK MARLEAU	78	19	29	48	33
C	8	JOE PAVELSKI	82	19	21	40	28
R	14	JONATHAN CHEECHOO	69	23	14	37	46
D	52	CRAIG RIVET	74	5	30	35	104
C	27	JEREMY ROENICK	69	14	19	33	26
R	26	**STEVE BERNIER	59	13	10	23	62
R	25	MIKE GRIER	78	9	13	22	24
D	10	CHRISTIAN EHRRHOFF	77	1	21	22	72
C	17	*TORREY MITCHELL	82	10	10	20	50
R	16	*DEVIN SETOGUCHI	44	11	6	17	8
L	34	PATRICK RISSMILLER	79	8	9	17	30
D	24	SANDIS OZOLINSH	39	3	13	16	24
D	18	MATT CARLE	62	2	13	15	26
D	44	MARC-EDOUARD VLASIC	82	2	12	14	24
D	4	KYLE MCCLAREN	61	3	8	11	84
D	3	DOUGLAS MURRAY	66	1	9	10	98
C	37	CURTIS BROWN	33	5	4	9	10
C	11	MARCEL GOC	51	5	3	8	12
L	29	RYANE CLOWE	15	3	5	8	22
L	45	JODY SHELLEY	(CBJ)	31	0	0	0
		(S.J.)	31	1	6	7	44
		(TOTAL)	62	1	6	7	135
D	21	ALEXEI SEMENOV	22	1	3	4	36
C	39	*TOMAS PLIHAL	22	2	1	3	4
G	20	EVGENI NABOKOV	77	0	2	2	12
C	47	*TOM CAVANAGH	1	0	1	1	0
D	5	**ROB DAVISON	15	0	0	0	21
C	46	*MIKE IGGULDEN	1	0	0	0	0
G	30	*DIMITRI PATZOLD	3	0	0	0	0
L	43	*LUKAS KASPAR	3	0	0	0	0
G	1	*THOMAS GREISS	3	0	0	0	0
G	33	BRIAN BOUCHER	5	0	0	0	0

* - ROOKIE

** - TRADED DURING THE SEASON (STATS ARE WITH SAN JOSE ONLY)

GOALTENDERS

NO.	GOALTENDER	GP	MINS	AVG	W	L	T	EN	SO	GA	SA	SV %	G	A	PIM
33	BRIAN BOUCHER	5	238	1.76	3	1	1	0	1	7	103	.932	0	0	0
20	EVGENI NABOKOV	77	4561	2.14	46	21	8	6	6	163	1802	.910	0	2	12
1	*THOMAS GREISS	3	129	3.26	0	1	1	0	0	7	50	.860	0	0	0
30	*DIMITRI PATZOLD	3	44	5.45	0	0	0	0	0	4	20	.800	0	0	0
TOTALS		8	5000	2.24	49	23	10	6	7	187	1981	.906	0	2	12

GAME-BY-GAME RESULTS

GA	DATE	OPPONENT	RESULT	RECORD
1	10/4	@ EDMONTON	2-3 L**	0-0-1
2	10/5	@ VANCOUVER	3-1 W	1-0-1
3	10/7	@ COLORADO	2-6 L	1-1-1
4	10/10	@ CHICAGO	2-1 W	2-1-1
5	10/13	BOSTON	1-2 L	2-2-1
6	10/15	@ VANCOUVER	4-2 W	3-2-1
7	10/18	DETROIT	2-4 L	3-3-1
8	10/20	NASHVILLE	3-0 W	4-3-1
9	10/22	@ CALGARY	4-1 W	5-3-1
10	10/26	@ DETROIT	1-5 L	5-4-1
11	10/27	@ COLUMBUS	1-2 L	5-5-1
12	10/29	@ DALLAS	4-2 W	6-5-1
13	11/2	LOS ANGELES	2-5 L	6-6-1
14	11/3	@ LOS ANGELES	3-1 W	7-6-1
15	11/7	DALLAS	1-3 L	7-7-1
16	11/9	@ ANAHEIM	2-3 L**	7-7-2
17	11/10	PHOENIX	4-1 W	8-7-2
18	11/12	PHOENIX	5-0 W	9-7-2
19	11/14	@ DALLAS	4-3 W**	10-7-2
20	11/15	@ PHOENIX	6-0 W	11-7-2
21	11/17	ANAHEIM	1-2 L**	11-7-3
22	11/24	LOS ANGELES	1-1 L	11-8-3
23	11/28	LOS ANGELES	2-3 L**	11-8-4
24	11/30	COLORADO	3-2 W	12-8-4
25	12/3	@ COLORADO	3-2 W	13-8-4
26	12/5	@ DALLAS	3-2 W	14-8-4
27	12/7	@ PHOENIX	1-0 W	15-8-4
28	12/8	BUFFALO	1-7 L	15-9-4
29	12/11	MINNESOTA	4-1 W	16-9-4
30	12/13	VANCOUVER	5-2 W	17-9-4
31	12/15	DALLAS	2-4 L	17-10-4
32	12/16	@ ANAHEIM	2-1 W	18-10-4
33	12/18	ANAHEIM	0-2 L	18-11-4
34	12/20	PHOENIX	2-3 L**	18-11-5
35	12/22	ANAHEIM	2-5 L	18-12-5
36	12/26	@ LOS ANGELES	3-2 W	19-12-5
37	12/28	@ ST. LOUIS	1-0 W	20-12-5
38	12/29	@ NASHVILLE	5-2 W	21-12-5
39	12/31	@ MINNESOTA	3-2 W	22-12-5
40	1/3	CALGARY	2-3 L*	22-12-6
41	1/5	COLUMBUS	3-2 W	23-12-6
42	1/10	VANCOUVER	3-1 W	24-12-6
43	1/12	TORONTO	3-2 W	25-12-6
44	1/13	@ ANAHEIM	3-4 L*	25-12-7
45	1/15	@ PHOENIX	3-5 L	25-13-7
46	1/17	DALLAS	2-4 L	25-14-7
47	1/19	DETROIT	3-6 L	25-15-7
48	1/22	CHICAGO	3-2 W	26-15-7
49	1/24	ST. LOUIS	4-1 W	27-15-7
50	1/29	@ EDMONTON	3-0 W	28-15-7
51	1/30	@ CALGARY	4-5 L	28-16-7
52	2/2	CHICAGO	3-2 W**	29-16-7
53	2/6	COLORADO	1-3 L	29-17-7
54	2/8	COLUMBUS	2-1 W	30-17-7
55	2/9	NASHVILLE	4-3 W	31-17-7
56	2/12	CALGARY	3-4 L*	31-17-8
57	2/14	EDMONTON	2-3 L	31-18-8
58	2/17	@ NY RANGERS	1-3 L	31-19-8
59	2/18	@ NY ISLANDERS	2-3 L	31-20-8
60	2/20	@ NEW JERSEY	2-3 L	31-21-8
61	2/21	@ PHILADELPHIA	3-1 W	32-21-8
62	2/24	@ PITTSBURGH	2-1 W**	33-21-8
63	2/27	@ COLUMBUS	4-2 W	34-21-8
64	2/29	@ DETROIT	3-2 W	35-21-8
65	3/1	@ ST. LOUIS	2-0 W	36-21-8
66	3/3	MONTREAL	6-4 W	37-21-8
67	3/5	OTTAWA	3-2 W	38-21-8
68	3/7	@ CHICAGO	3-2 W	39-21-8
69	3/9	@ MINNESOTA	3-2 W**	40-21-8
70	3/11	@ NASHVILLE	2-1 W	41-21-8
71	3/14	ST. LOUIS	4-1 W	42-21-8
72	3/16	EDMONTON	1-2 L**	42-21-9
73	3/18	@ LOS ANGELES	2-1 W	43-21-9
74	3/19	MINNESOTA	4-3 W**	44-21-9
75	3/21	ANAHEIM	2-1 W	45-21-9
76	3/25	@ PHOENIX	4-5 L*	45-21-10
77	3/27	DALLAS	3-2 W*	46-21-10
78	3/28	@ ANAHEIM	3-1 W	47-21-10
79	3/30	PHOENIX	3-1 W	48-21-10
80	4/1	LOS ANGELES	5-2 W	49-21-10
81	4/3	@ LOS ANGELES	2-4 L	49-22-10
82	4/6	@ DALLAS	2-4 L	49-23-10

* - OVERTIME

** - SHOOTOUT



2006-07 SEASON REVIEW

SEASON HIGHLIGHTS

- San Jose set a franchise record and led the League with 26 road wins. In addition, the Sharks set club marks for wins in a season (51) and points (107).
- Goaltenders **Evgeni Nabokov** (seven) and **Vesa Toskala** (four) combined to tie a San Jose record with 11 shutouts.
- Defensemen **Marc-Edouard Vlasic** and **Matt Carle** were named to the NHL All-Rookie Team. The duo became the second pair of defensive teammates in NHL history to be named to the team in the same year (1991-92 — Detroit's Nicklas Lidstrom and Vladimir Konstantinov).
- C **Patrick Marleau** broke the franchise record for most goals in franchise history (Owen Nolan, 206) with the game-winner vs. Los Angeles on Jan. 11. Marleau also surpassed Nolan's all-time marks for points (451), assists (245) and Mike Rathje's standard for games played (671).
- San Jose set an NHL record by playing in 49 consecutive games without going into overtime (surpassing Toronto's 41 in 1996-97).
- Ron Wilson** became the 13th coach in NHL history to coach in 1,000 games on March 18 at Colorado.

MAJOR TRANSACTIONS

- Acquired **D Craig Rivet** and a fifth round selection in the 2008 NHL Entry Draft from Montreal in exchange for D Josh Gorges and San Jose's first selection in the 2007 NHL Entry Draft on Feb. 25, 2007.
- Acquired RW **Bill Guerin** from St. Louis in exchange for LW Ville Nieminen, RW Jay Barriball and a first round selection in the 2007 NHL Entry Draft on Feb. 27, 2007.

PACIFIC DIVISION

	GP	W	L	OTL	GF	GA	PTS
ANAHEIM (2)	82	48	20	14	258	208	110
SAN JOSE (5)	82	51	26	5	258	199	107
DALLAS (6)	82	50	25	7	226	197	107
LOS ANGELES (14)	82	27	41	14	227	283	68
PHOENIX (15)	82	31	46	5	216	284	67

FINAL STATISTICS

P	NO	PLAYER	GP	G	A	PTS	PIM
C	19	JOE THORNTON	82	22	92	114	44
C	12	PATRICK MARLEAU	77	32	46	78	33
R	14	JONATHAN CHEECHOO	76	37	32	69	69
R	9	MILAN MICHALEK	78	26	40	66	36
R	13	BILL GUERIN	(STL)	61	28	19	47
		(S.J.)	16	8	1	9	14
		(TOTAL)	77	36	20	56	66
D	18	*MATT CARLE	77	11	31	42	30
L	29	*RYANE CLOWE	58	16	18	34	78
R	25	MIKE GRIER	81	16	17	33	43
D	10	CHRISTIAN EHRHOFF	82	10	23	33	63
R	26	STEVE BERNIER	62	15	16	31	29
C	8	*JOE PAVLESKI	46	14	14	28	18
D	44	*MARC-EDOUARD VLASIC	81	3	23	26	118
D	52	CRAIG RIVET	(MTL)	54	6	10	16
		(S.J.)	17	1	7	8	12
		(TOTAL)	71	7	17	24	69
D	22	SCOTT HANNAN	79	4	20	24	38
C	34	PATRICK RISSMILLER	79	7	15	22	22
L	7	MARK BELL	71	11	10	21	83
C	37	CURTIS BROWN	78	8	12	20	56
D	4	KYLE MCLAREN	67	5	12	17	61
C	11	MARCEL GOC	78	5	8	13	24
C	16	MARK SMITH	41	3	10	13	42
D	6	**JOSH GORGES	47	1	3	4	26
D	3	DOUGLAS MURRAY	35	0	3	3	31
G	35	VESA TOSKALA	38	0	3	3	0
D	5	ROB DAVISON	22	0	2	2	27
L	15	**VILLE NIEMINEN	30	1	1	2	14
R	29	**SCOTT PARKER	11	0	0	0	22
G	20	EVGENI NABOKOV	50	0	0	0	6
L	49	MATHIEU DARCHE	2	0	0	0	0
C	39	*TOMAS PILHAL	3	0	0	0	0

* — ROOKIE

** — TRADED DURING THE SEASON (SAN JOSE STATS ONLY)

GOALTENDERS

NO.	GOALTENDER	GP	MINS	AVG	W	L	T	EN	SO	GA	SA	SV %	%A	PIM
20	EVGENI NABOKOV	50	2778	2.29	25	16	4	4	7	106	1227	.914	0	6
35	VESA TOSKALA	38	2142	2.35	26	10	1	3	4	84	915	.908	0	3
	TOTALS	82	4947	2.39	51	26	5	7	11	197	2149	.908	0	6

GAME-BY-GAME RESULTS

GA	DATE	OPPONENT	RESULT	RECORD
1	10/5	ST. LOUIS	5-4 W*	1-0-0
2	10/7	NY ISLANDERS	2-0 W	2-0-0
3	10/9	@ CALGARY	4-1 W	3-0-0
4	10/12	@ EDMONTON	4-6 L	3-1-0
5	10/13	@ VANCOUVER	6-4 W	4-1-0
6	10/17	DALLAS	2-0 W	5-1-0
7	10/19	DETROIT	5-1 W	6-1-0
8	10/21	MINNESOTA	1-4 L	6-2-0
9	10/23	@ COLUMBUS	3-0 W	7-2-0
10	10/25	@ DETROIT	1-2 L	7-3-0
11	10/26	@ NASHVILLE	3-4 L	7-4-0
12	10/29	@ TAMPA BAY	4-2 W	8-4-0
13	10/31	@ FLORIDA	2-1 W	9-4-0
14	11/2	NY RANGERS	1-3 L	9-5-0
15	11/4	PITTSBURGH	3-2 W	10-5-0
16	11/7	MINNESOTA	3-1 W	11-5-0
17	11/9	@ LOS ANGELES	7-3 W	12-5-0
18	11/11	@ PHOENIX	2-1 W	13-5-0
19	11/13	@ LOS ANGELES	2-4 L	13-6-0
20	11/15	@ COLORADO	4-3 W	14-6-0
21	11/18	PHILADELPHIA	6-1 W	15-6-0
22	11/21	@ ANAHEIM	0-5 L	15-7-0
23	11/22	LOS ANGELES	6-3 W	16-7-0
24	11/25	NEW JERSEY	2-0 W	17-7-0
25	11/28	@ ST. LOUIS	2-0 W	18-7-0
26	11/29	@ MINNESOTA	2-1 W	19-7-0
27	12/2	@ DETROIT	3-2 W	20-7-0
28	12/4	@ DALLAS	0-1 L	20-8-0
29	12/7	COLORADO	2-5 L	20-9-0
30	12/9	NASHVILLE	3-1 W	21-9-0
31	12/11	PHOENIX	4-0 W	22-9-0
32	12/12	@ LOS ANGELES	3-1 W	23-9-0
33	12/14	LOS ANGELES	2-4 L	23-10-0
34	12/16	ANAHEIM	4-3 W	24-10-0
35	12/21	DALLAS	0-3 L	24-11-0
36	12/23	CALGARY	4-1 W	25-11-0
37	12/26	ANAHEIM	3-4 L	25-12-0
38	12/28	PHOENIX	2-3 L	25-13-0
39	12/30	@ PHOENIX	0-8 L	25-14-0
40	12/31	@ DALLAS	4-2 W	26-14-0
41	1/4	DETROIT	9-4 W	27-14-0
42	1/6	COLUMBUS	5-2 W	28-14-0
43	1/10	EDMONTON	2-3 L	28-15-0
44	1/11	@ LOS ANGELES	5-2 W	29-15-0
45	1/13	@ PHOENIX	4-1 W	30-15-0
46	1/15	COLORADO	3-1 W	31-15-0
47	1/18	PHOENIX	5-2 W	32-15-0
48	1/20	ST. LOUIS	0-1 L	32-16-0
49	1/26	@ EDMONTON	5-1 W	33-16-0
50	1/28	@ VANCOUVER	1-3 L	33-17-0
51	1/30	DALLAS	2-3 L*	33-17-1
52	2/1	DALLAS	2-4 L	33-18-1
53	2/3	CHICAGO	4-2 W	34-18-1
54	2/6	ANAHEIM	4-7 L	34-19-1
55	2/7	@ ANAHEIM	3-2 W	35-19-1
56	2/13	@ ST. LOUIS	6-5 W	36-19-1
57	2/14	@ NASHVILLE	0-5 L	36-20-1
58	2/16	@ COLUMBUS	0-3 L	36-21-1
59	2/18	@ DALLAS	2-5 L	36-22-1
60	2/21	@ WASHINGTON	3-2 W**	37-22-1
61	2/22	@ CHICAGO	2-0 W	38-22-1
62	2/24	@ CALGARY	4-7 L	38-23-1
63	2/26	ANAHEIM	2-3 L	38-24-1
64	2/28	NASHVILLE	3-4 L**	38-24-2
65	3/2	@ ANAHEIM	1-3 L	38-25-2
66	3/4	@ DALLAS	4-0 W	39-25-2
67	3/6	@ MINNESOTA	3-0 W	40-25-2
68	3/9	VANCOUVER	1-2 L*	40-25-3
69	3/11	EDMONTON	3-0 W	41-25-3
70	3/13	CHICAGO	7-1 W	42-25-3
71	3/15	@ PHOENIX	5-1 W	43-25-3
72	3/16	COLUMBUS	3-0 W	44-25-3
73	3/18	@ COLORADO	3-4 L*	44-25-4
74	3/21	@ CHICAGO	4-1 W	45-25-4
75	3/22	@ ATLANTA	5-1 W	46-25-4
76	3/24	@ CAROLINA	4-6 L	46-26-4
77	3/27	LOS ANGELES	3-1 W	47-26-4
78	3/30	PHOENIX	4-2 W	48-26-4
79	4/1	LOS ANGELES	6-2 W	49-26-4
80	4/4	@ ANAHEIM	3-2 W**	50-26-4
81	4/5	CALGARY	4-3 W	51-26-4
82	4/7	VANCOUVER	3-4 L*	51-26-5

* — OVERTIME ** — SHOOTOUT



2005-06 SEASON REVIEW

SEASON HIGHLIGHTS

- The Sharks acquired **C Joe Thornton** as part of a four-player deal with Boston on Nov. 30.
- Thornton** became the first Sharks player to win the Art Ross Trophy (scoring title) and the Hart Memorial Trophy (Most Valuable Player). Thornton was also voted as the "Sharks Player of the Year" and was a finalist for the Lester B. Pearson Award (MVP as chosen by the players).
- RW **Jonathan Cheechoo** received the Maurice "Rocket" Richard Trophy for leading the League and becoming the first Sharks player to score 50-plus goals in a season (56).
- C **Patrick Marleau** broke the franchise record for most points in a season (Owen Nolan, 84 in 1999-00) when he assisted on Cheechoo's game-winning power play goal on April 10 in Phoenix.
- San Jose set franchise records in goals scored (266), power play goals scored (91), most shots on goal (2,483) and power play percentage (18.2).

MAJOR TRANSACTIONS

- Acquired C **Joe Thornton** from Boston in exchange for D Brad Stuart, C Wayne Primeau and C Marco Sturm on Nov. 30, 2005.
- Acquired LW **Ville Nieminen** from the N.Y. Rangers in exchange for a third round selection (83rd overall) in the 2006 NHL Entry Draft on March 6, 2006.

PACIFIC DIVISION

	GP	W	L	OTL	GF	GA	PTS
DALLAS (2)	82	53	23	6	265	218	112
SAN JOSE (5)	82	44	27	11	266	242	99
ANAHEIM (6)	82	43	27	12	254	229	98
LOS ANGELES (10)	82	42	35	5	249	270	89
PHOENIX (12)	82	38	39	5	246	271	81

FINAL STATISTICS

P	NO	PLAYER	GP	G	A	PTS	PIM
C	19	JOE THORNTON (BOS)	23	9	24	33	6
		(S.J.)	58	20	72	92	55
		(TOTAL)	81	29	96	125	61
R	14	JONATHAN CHEECHOO	82	56	37	93	58
C	12	PATRICK MARLEAU	82	34	52	86	26
L	28	NILS EKMAN	77	21	36	57	54
D	42	TOM PREISSING	74	11	32	43	26
R	9	MILAN MICHALEK	81	17	18	35	45
R	26	"STEVE BERNIER	39	14	13	27	35
C	10	ALYN MCCAULEY	76	12	14	26	30
C	16	MARK SMITH	80	9	15	24	97
L	15	VILLE NIEMINEN (N.YR)	48	5	12	17	53
		(S.J.)	22	3	4	7	10
		(TOTAL)	70	8	16	24	63
D	22	SCOTT HANNAN	81	6	18	24	58
D	44	CHRISTIAN EHROFF	64	5	18	23	32
D	4	KYLE MCLAREN	77	2	21	23	66
C	37	*GRANT STEVENSON	47	10	12	22	14
C	11	*MARCEL GOC	81	8	14	22	22
L	17	SCOTT THORNTON	71	10	11	21	84
L	19	MARCO STURM	23	6	10	16	16
R	23	**NIKO DIMITRAKOS	45	4	12	16	26
D	7	**BRAD STUART	23	2	10	12	14
L	24	**JOSH LANGFELD	39	2	9	11	16
C	15	**WAYNE PRIMEAU	21	5	3	8	17
D	25	*MATT CARLE	12	3	3	6	14
C	34	PATRICK RISSMILLER	18	3	3	6	8
D	5	ROB DAVISON	69	1	5	6	76
D	6	*JOSH GORGES	49	0	6	6	31
L	29	*RYANE CLOWE	18	0	2	2	9
D	21	JIM FAHEY	21	0	2	2	14
R	27	SCOTT PARKER	10	1	0	1	38
D	41	*DOUG MURRAY	34	0	1	1	27
G	35	VESA TOSKALA	37	0	1	1	4
G	20	EVGENI NABOKOV	45	0	1	1	18
G	31	*NOLAN SCHAEFER	7	0	0	0	2

* -- ROOKIE ** -- TRADED DURING THE SEASON (SAN JOSE STATS ONLY)

GOALTENDERS

NO.	GOALTENDER	GP	MINS	AVG	W	L	T	EN	SO	GA	SA	SV %	G	A	PIM
31	*NOLAN SCHAEFER	7	352	1.88	5	1	0	1	11	138	.920	0	0	2	
35	VESA TOSKALA	37	2039	2.56	23	7	4	1	2	87	.878	.901	0	1	4
20	EVGENI NABOKOV	45	2575	3.10	16	19	7	2	1	133	.1160	.885	0	1	18
TOTALS		82	4996	2.82	44	27	11	4	5	235	2180	.892	0	2	24

EVGENI NABOKOV and NOLAN SCHAEFER shared a shutout vs. Buffalo on Dec. 2, 2005.

GAME-BY-GAME RESULTS

GA	DATE	OPPONENT	RESULT	RECORD
1	10/5	@ NASHVILLE	2-3 L	0-1-0
2	10/7	@ CHICAGO	3-6 L	0-2-0
3	10/8	@ ST. LOUIS	7-6 W	1-2-0
4	10/12	COLUMBUS	4-1 W	2-2-0
5	10/15	CHICAGO	4-3 W	3-2-0
6	10/17	@ DETROIT	2-3 L*	3-2-1
7	10/19	@ MINNESOTA	1-6 L	3-3-1
8	10/21	@ COLUMBUS	1-4 L	3-4-1
9	10/22	@ NASHVILLE	1-2 L	3-5-1
10	10/26	@ DALLAS	5-4 W*	4-5-1
11	10/28	@ LOS ANGELES	5-4 W	5-5-1
12	10/29	CALGARY	3-2 W**	6-5-1
13	11/2	NASHVILLE	3-2 W*	7-5-1
14	11/4	@ ANAHEIM	1-0 W*	8-5-1
15	11/5	MINNESOTA	1-3 L	8-6-1
16	11/8	@ COLORADO	2-5 L	8-7-1
17	11/12	DALLAS	2-3 L**	8-7-2
18	11/16	VANCOUVER	1-3 L	8-8-2
19	11/19	PHOENIX	3-4 L**	8-8-3
20	11/21	@ EDMONTON	1-2 L**	8-8-4
21	11/23	@ CALGARY	2-3 L	8-9-4
22	11/24	@ VANCOUVER	2-3 L	8-10-4
23	11/26	DETROIT	6-7 L	8-11-4
24	11/30	@ DALLAS	1-4 L	8-12-4
25	12/2	@ BUFFALO	5-0 W	9-12-4
26	12/3	@ TORONTO	5-4 W	10-12-4
27	12/6	ATLANTA	5-3 W	11-12-4
28	12/8	FLORIDA	6-2 W	12-12-4
29	12/10	CAROLINA	4-3 W	13-12-4
30	12/16	WASHINGTON	4-1 W	14-12-4
31	12/18	@ ANAHEIM	4-5 L	14-13-4
32	12/20	ANAHEIM	4-2 W	15-13-4
33	12/22	@ PHOENIX	1-2 L	15-14-4
34	12/23	ST. LOUIS	1-2 L*	15-14-5
35	12/26	@ LOS ANGELES	3-4 L	15-15-5
36	12/28	PHOENIX	4-2 L	15-16-5
37	12/30	COLORADO	5-2 W	16-16-5
38	1/3	COLUMBUS	6-3 W	17-16-5
39	1/7	LOS ANGELES	3-2 W	18-16-5
40	1/10	@ BOSTON	6-2 W	19-16-5
41	1/12	@ OTTAWA	2-0 W	20-16-5
42	1/14	@ MONTREAL	2-6 L	20-17-5
43	1/16	TAMPA BAY	3-1 W	21-17-5
44	1/19	EDMONTON	2-3 L**	21-17-6
45	1/21	@ LOS ANGELES	4-3 W*	22-17-6
46	1/24	LOS ANGELES	4-1 W	23-17-6
47	1/26	ANAHEIM	0-2 L	23-18-6
48	1/28	@ PHOENIX	2-6 L	23-19-6
49	1/30	@ DALLAS	2-3 L*	23-19-7
50	2/1	@ ANAHEIM	6-4 W	24-19-7
51	2/2	MINNESOTA	2-3 L**	24-19-8
52	2/4	ANAHEIM	0-2 L	24-20-8
53	2/6	CALGARY	3-4 L	24-21-8
54	2/8	CHICAGO	2-1 W	25-21-8
55	2/10	DALLAS	6-3 W	26-21-8
56	2/12	@ PHOENIX	5-4 W*	27-21-8
57	2/28	DETROIT	5-1 W	28-21-8
58	3/3	@ EDMONTON	2-3 L	28-22-8
59	3/4	@ CALGARY	0-2 L	28-23-8
60	3/7	@ ANAHEIM	4-5 L*	28-23-9
61	3/9	EDMONTON	5-2 W	29-23-9
62	3/11	NASHVILLE	3-2 W*	30-23-9
63	3/13	LOS ANGELES	4-3 W	31-23-9
64	3/16	ST. LOUIS	5-2 W	32-23-9
65	3/18	DALLAS	3-4 L**	32-23-10
66	3/19	COLORADO	6-5 W	33-23-10
67	3/21	@ ST. LOUIS	6-0 W	34-23-10
68	3/23	@ DETROIT	0-4 L	34-24-10
69	3/25	@ MINNESOTA	5-1 W	35-24-10
70	3/26	@ CHICAGO	5-4 W*	36-24-10
71	3/28	@ COLUMBUS	1-4 L	36-25-10
72	3/30	PHOENIX	2-5 L	36-26-10
73	4/1	PHOENIX	3-4 L*	36-26-11
74	4/3	@ DALLAS	3-2 W*	37-26-11
75	4/5	@ COLORADO	2-1 W	38-26-11
76	4/6	@ LOS ANGELES	5-0 W	39-26-11
77	4/9	DALLAS	4-1 W	40-26-11
78	4/10	@ PHOENIX	3-2 W	41-26-11
79	4/12	@ VANCOUVER	5-4 W*	42-26-11
80	4/13	VANCOUVER	5-3 W	43-26-11
81	4/15	ANAHEIM	6-3 W	44-26-11
82	4/17	LOS ANGELES	0-4 L	44-27-11

* -- OVERTIME
** -- SHOOTOUT



2003-04 SEASON REVIEW

SEASON HIGHLIGHTS

- For the first time in franchise history, the San Jose Sharks advanced to the Western Conference Finals.
- The Sharks captured their second Pacific Division title by recording a franchise-best 104 points in the regular season.
- The Sharks set records in road points (47), shutouts (11) and most wins in a calendar month (10 — March).
- San Jose set a record by playing 11 consecutive home games without a loss from Nov. 15-Dec. 29 (7-0-4-0) and by recording eight consecutive home wins from Jan. 28-March 3.
- RW **Jonathan Cheechoo** set a franchise record with nine game-winning goals on the season.
- LW **Nils Ekman** set a franchise record by compiling a plus-30 plus/minus rating for the season.
- G **Evgeni Nabokov** set a franchise record with nine shutouts.
- D **Brad Stuart** scored two goals in the last 17 seconds of regulation on April 4, 2003 vs. Los Angeles.

MAJOR TRANSACTIONS

- Acquired C **Curtis Brown** from Buffalo in a three-team trade. Traded C Brad Boyes to Boston in exchange for D Jeff Jillson. Jillson was immediately sent to Buffalo along with the Sharks ninth-round selection (ninth round eliminated after 2004 NHL Entry Draft) in the 2005 NHL Entry Draft in exchange for Brown and D **Andy Delmore**. Delmore was then traded by San Jose to Boston for future considerations (all on March 9, 2004).
- Acquired D **Jason Marshall** from Minnesota in exchange for a fifth round selection (161st overall) in the 2004 NHL Entry Draft on March 3, 2004.
- Acquired a fifth round selection (152nd overall, traded to Florida on June 27, 2004) and future considerations from Calgary in exchange for LW Lynn Loyns on Jan. 9, 2004.
- Acquired a second round selection (35th overall, D Marc-Edouard Vlasic) in the 2005 NHL Entry Draft from Calgary in exchange for G Miikka Kiprusoff on Nov. 16, 2003.

PACIFIC DIVISION

	GP	W	L	T	OTL	GF	GA	PTS
SAN JOSE (2)	82	43	21	12	6	219	183	104
DALLAS (5)	82	41	26	13	2	194	175	97
LOS ANGELES (11)	82	28	29	16	9	205	217	81
ANAHEIM (12)	82	29	35	10	8	184	213	76
PHOENIX (13)	82	22	36	18	6	188	245	68

FINAL STATISTICS

P	NO	PLAYER	GP	G	A	PTS	PIM
C	12	PATRICK MARLEAU	80	28	29	57	24
L	28	NILS EKMAN	82	22	33	55	34
R	14	JONATHAN CHEECHOO	81	28	19	47	33
C	10	ALYN MCCAULEY	82	20	27	47	28
L	19	MARCO STURM	64	21	20	41	36
C	25	VINCENT DAMPHOUSSE	82	12	29	41	66
D	7	BRAD STUART	77	9	30	39	34
L	94	ALEXANDER KOROLYUK	63	19	18	37	18
C	15	WAYNE PRIMEAU	72	9	20	29	90
L	17	SCOTT THORNTON	80	13	14	27	84
C	18	MIKE RICCI	71	7	19	26	40
C	37	CURTIS BROWN	12	2	2	4	6
R	23	*NIKO DIMITRAKOS	68	9	15	24	49
D	4	KYLE MCLAREN	64	2	22	24	60
D	22	SCOTT HANNAN	82	6	15	21	48
D	42	*TOM PREISSING	69	2	17	19	12
D	2	MIKE RATHJUE	80	2	17	19	46
D	44	*CHRISTIAN EHRRHOFF	41	1	11	12	14
R	13	TODD HARVEY	47	4	5	9	38
C	16	JASON MARSHALL	12	0	2	2	8
C	26	MARK SMITH	36	1	3	4	72
R	27	SCOTT PARKER	50	1	3	4	101
D	5	*ROB DAVISON	55	0	3	3	92
D	21	JIM FAHEY	15	0	2	2	18
R	9	*MILAN MICHALEK	2	1	0	1	4
G	35	VESA TOSKALA	28	0	1	1	2
C	24	*BRAD BOYES	1	0	0	0	2
R	32	*MIROSLAV ZALESKAK	2	0	0	0	0
C	34	*PATRICK RISSMILLER	4	0	0	0	0
G	20	EVGENI NABOKOV	59	0	0	0	14

* — ROOKIE

GOALTENDERS

NO	GOALTENDER	GP	MINS	AVG	W	L	T	EN	SO	GA	SA	SV %	G	APIM
35	VESA TOSKALA	28	1541	2.06	12	8	4	3	1	53	760	.930	0	1 2
20	EVGENI NABOKOV	59	3456	2.20	31	19	8	0	9	127	1610	.921	0	0 14
TOTALS		82	5016	2.19	43	2712	3	11	183	2373	.923	0	1	16

GAME-BY-GAME RESULTS

GA	DATE	OPPONENT	RESULT	RECORD
1	10/09	@EDMONTON	2-5 L	0-1-0-0
2	10/11	@CALGARY	2-3 L	0-2-0-0
3	10/12	@MINNESOTA	3-2 W	1-2-0-0
4	10/16	PHILADELPHIA	0-0 T	1-2-1-0
5	10/18	OTTAWA	1-4 L	1-3-1-0
6	10/21	ANAHEIM	0-2 L	1-4-1-0
7	10/23	CHICAGO	3-3 T	1-4-2-0
8	10/25	PHOENIX	4-4 T	1-4-3-0
9	10/28	@CAROLINA	0-3 L	1-5-3-0
10	10/31	@TAMPA BAY	2-2 T	1-5-4-0
11	11/01	@FLORIDA	6-2 W	2-5-4-0
12	11/02	@ATLANTA	2-2 T	2-5-5-0
13	11/05	@NEW JERSEY	2-3 O*	2-5-5-1
14	11/06	@BOSTON	5-5 T	2-5-6-1
15	11/08	@WASHINGTON	3-2 W	3-5-6-1
16	11/11	COLORADO	3-4 L	3-6-6-1
17	11/13	ST. LOUIS	3-4 O*	3-6-6-2
18	11/15	TORONTO	2-2 T	3-6-7-2
19	11/18	N.Y. RANGERS	2-2 T	3-6-8-2
20	11/21	@PHOENIX	5-0 W	4-6-8-2
21	11/22	NASHVILLE	3-1 W	5-6-8-2
22	11/26	CHICAGO	3-2 W	6-6-8-2
23	11/28	@MINNESOTA	2-1 W	7-6-8-2
24	11/30	@EDMONTON	2-1 W	8-6-8-2
25	12/02	@CALGARY	1-3 L	8-7-8-2
26	12/04	COLORADO	2-2 T	8-7-9-2
27	12/06	DALLAS	2-1 W	9-7-9-2
28	12/10	@ANAHEIM	2-3 L	9-8-9-2
29	12/11	EDMONTON	2-2 T	9-8-10-2
30	12/13	ANAHEIM	2-0 W	10-8-10-2
31	12/17	@DETROIT	2-3 O*	10-8-10-3
32	12/18	@ST. LOUIS	2-4 L	10-9-10-3
33	12/21	@ANAHEIM	2-1 W	11-9-10-3
34	12/22	ANAHEIM	2-1 W	12-9-10-3
35	12/26	LOS ANGELES	5-0 W	13-9-10-3
36	12/27	@LOS ANGELES	4-4 T	13-9-11-3
37	12/29	NASHVILLE	5-2 W	14-9-11-3
38	12/31	@COLUMBUS	1-0 W	15-9-11-3
39	1/2	@CHICAGO	1-2 L	15-10-11-3
40	1/3	@ST. LOUIS	3-1 W	16-10-11-3
41	1/5	@VANCOUVER	2-1 W	17-10-11-3
42	1/8	COLUMBUS	2-3 O*	17-10-11-4
43	1/10	ATLANTA	5-2 W	18-10-11-4
44	1/13	DALLAS	0-3 L	18-11-11-4
45	1/15	VANCOUVER	3-1 W	19-11-11-4
46	1/17	@COLORADO	2-1 W	20-11-11-4
47	1/19	DETROIT	2-1 W	21-11-11-4
48	1/21	@PHOENIX	4-2 W	22-11-11-4
49	1/22	PHOENIX	1-2 L	22-12-11-4
50	1/24	MINNESOTA	4-0 W	23-12-11-4
51	1/28	CALGARY	4-1 W	24-12-11-4
52	1/30	@DALLAS	1-3 L	24-13-11-4
53	1/31	@NASHVILLE	2-3 O*	24-13-11-5
54	2/3	FLORIDA	3-0 W	25-13-11-5
55	2/5	PHOENIX	5-0 W	26-13-11-5
56	2/10	@BUFFALO	1-2 L	26-14-11-5
57	2/11	@DETROIT	2-4 L	26-15-11-5
58	2/14	@COLUMBUS	2-1 W*	27-15-11-5
59	2/16	@PHILADELPHIA	5-2 W	28-15-11-5
60	2/18	@NASHVILLE	3-7 L	28-16-11-5
61	2/19	@CHICAGO	6-3 W	29-16-11-5
62	2/23	COLUMBUS	4-2 W	30-16-11-5
63	2/26	@VANCOUVER	2-3 O*	30-16-11-6
64	2/27	PITTSBURGH	4-2 W	31-16-11-6
65	2/29	ST. LOUIS	1-0 W	32-16-11-6
66	3/3	MONTREAL	4-3 W	33-16-11-6
67	3/5	@COLORADO	1-5 L	33-17-11-6
68	3/7	@DALLAS	0-4 L	33-18-11-6
69	3/9	MINNESOTA	3-4 L	33-19-11-6
70	3/11	N.Y. ISLANDERS	5-4 W	34-19-11-6
71	3/13	LOS ANGELES	3-1 W	35-19-11-6
72	3/16	@DALLAS	3-3 T	35-19-12-6
73	3/18	@LOS ANGELES	5-3 W	36-19-12-6
74	3/19	@ANAHEIM	4-2 W	37-19-12-6
75	3/21	EDMONTON	2-5 L	37-20-12-6
76	3/23	DETROIT	5-2 W	38-20-12-6
77	3/25	CALGARY	3-2 W	39-20-12-6
78	3/26	@PHOENIX	3-0 W	40-20-12-6
79	3/28	DALLAS	2-1 W*	41-20-12-6
80	3/31	@LOS ANGELES	3-0 W	42-20-12-6
81	4/2	VANCOUVER	1-4 L	42-21-12-6
82	4/4	LOS ANGELES	4-3 W*	43-21-12-6

* — OVERTIME



2016-17 SAN JOSE SHARKS MEDIA GUIDE

2002-03 SEASON REVIEW

SEASON HIGHLIGHTS

- Six players scored their first NHL goal — RW **Jonathan Cheechoo**, D **Jim Fahey**, LW **Lynn Loyns**, RW **Niko Dimitrakos**, D **Rob Davison** and RW **Miroslav Zalesak**.
- **Jim Fahey** led all NHL rookie defensemen in points (1-19=20), despite playing in only 43 NHL games.
- **Vincent Damphousse** became the 71st player to score 400 NHL goals with his tally on Oct. 17 at Edmonton.
- **Patrick Marleau** played in his 400th NHL game on Oct. 19 vs. Colorado, the youngest current player (23 years, 34 days) to accomplish the feat and the youngest overall since Bob Carpenter in April 1986 (22 years, 268 days).
- RW **Teemu Selanne** was voted to the starting lineup for the Western Conference at the NHL All-Star Game.
- **G Evgeni Nabokov** became the franchise leader in games played, minutes played and decisions.

MAJOR TRANSACTIONS

- **Doug Wilson** named executive vice president and general manager, May 13, 2003.
- Executive Vice President and General Manager **Dean Lombardi** relieved of his duties, March 18, 2003.
- Acquired a second round selection in the 2003 NHL Entry Draft from Boston in exchange for D Dan McGillis. Acquired C Wayne Primeau from Pittsburgh in exchange for RW Matt Bradley, March 11, 2003.
- Acquired Colorado's third and fifth round selections in the 2003 NHL Entry Draft in exchange for D Bryan Marchment, March 8, 2003.
- Acquired C **Alyn McCauley**, C **Brad Boyes** and a first round draft selection in the 2003 NHL Entry Draft from Toronto in exchange for RW Owen Nolan, March 5, 2003.
- Acquired D **Kyle McLaren** and a fourth selection round in the 2004 NHL Entry Draft from Boston in exchange for G **Jeff Hackett** and D **Jeff Jullien**. (Hackett previously acquired from Montreal in exchange for RW Niklas Sundstrom and a third round selection in the 2004 NHL Entry Draft), Jan. 23, 2003.
- Acquired D **Dan McGillis** from Philadelphia in exchange for D Marcus Ragnarsson, Dec. 6, 2002.
- Named **Ron Wilson** head coach and **Tim Hunter** and **Rob Zetter** assistant coaches, Dec. 4, 2002.
- Head Coach **Darryl Sutter** and Assistant Coaches **Rich Preston** and **Lorne Molleken** relieved of their duties, Dec. 1, 2002.

PACIFIC DIVISION

	GP	W	L	T	OTL	GF	GA	PTS
DALLAS (1)	82	46	17	15	4	245	169	111
ANAHEIM (7)	82	40	27	9	6	203	193	95
LOS ANGELES (10)	82	33	37	6	6	203	221	78
PHOENIX (11)	82	31	35	11	5	204	230	78
SAN JOSE (14)	82	28	37	9	8	214	239	73

FINAL STATISTICS

P	NO	PLAYER	GP	G	A	PTS	PIM
R	8	TEEMU SELANNE	82	28	36	64	30
C	25	VINCENT DAMPHOUSSE	82	23	38	61	66
R	12	PATRICK MARLEAU	82	28	29	57	33
R	19	MARCO STURM	82	28	20	48	16
R	11	BOWEN NOLAN	61	22	20	42	91
C	18	MIKE RICCI	75	11	23	34	53
D	2	MIKE RATHJE	82	7	22	29	48
C	10	ALYN MCCAULEY	(TOR) 64	6	9	15	16
		(SJ) 16	3	7	10	4	
		(TOTAL) 80	9	16	25	20	
D	22	SCOTT HANNAN	81	3	19	22	61
L	17	SCOTT THORNTON	41	9	12	21	41
D	21	JIM FAHEY	43	1	19	20	33
R	13	TODD HARVEY	76	3	16	7	74
L	9	ADAM GRAVES	82	9	9	18	32
C	15	WAYNE PRIMEAU (PIT)	70	5	11	16	55
		(SJ) 7	1	1	2	0	
		(TOTAL) 77	6	12	18	55	
R	14	*JONATHAN CHEECHOO	66	9	7	16	39
D	3	*DAN MCGILLIS	37	3	13	16	30
C	16	MARK SMITH	75	4	11	15	64
D	7	BRAD STUART	36	4	10	14	46
R	23	*NIKO DIMITRAKOS	21	6	7	13	3
R	24	*NIKLAS SUNDBLUND	47	2	12	22	12
D	27	*BRYAN MARCHMENT	67	2	9	11	108
D	4	KYLE MCLAREN	33	0	8	8	30
D	10	*MARCUS RAGNARSSON	25	1	7	8	30
D	5	*JEFF JILLSON	26	0	6	6	9
R	28	*MATT BRADLEY	46	2	3	5	37
L	26	*LYNN LOYNS	19	3	0	3	19
R	46	*MIROSLAV ZALESAK	10	1	2	3	0
D	38	*ROB DAVISON	15	1	2	3	22
C	41	*RYAN KRAFT	7	0	1	1	0
D	23	*ASHAWN HEINS	20	0	1	1	9
L	49	*CHAD WISEMAN	4	0	0	0	1
D	4	*JOHN JAKOPIN	12	0	0	0	11
D	53	*JESSE FIBIGER	16	0	0	0	2
G	20	EVGENI NABOKOV	55	0	0	0	10
G	29	*VESA TOSKALA	11	0	0	0	0
G	37	*MIKKKA KIPRUSOFF	22	0	0	0	0

GOALTENDERS

NO	GOALTENDER	GP	MINS	AVG	W	L	T	EN	SO	GA	SA	SV %	G	APIM
29	*VESA TOSKALA	11	537	2.35	4	3	1	21	287	.927	0	0	0	0
20	EVGENI NABOKOV	55	3227	2.71	19	28	8	5	3	146	1561	.906	0	0
37	*MIKKKA KIPRUSOFF	22	1199	3.25	5	14	0	1	65	537	.879	0	0	0
	TOTALS	82	4996	2.87	28**	45	9	7	5	239	2392	.900	0	0

KEY: * — rookie & — traded ** — includes OTL

GAME-BY-GAME RESULTS

GA	DATE	OPPONENT	RESULT	RECORD
1	10/10	DETROIT	3-6 L	0-1-0-0
2	10/12	VANCOUVER	3-5 L	0-2-0-0
3	10/17	EDMONTON	4-3 W	1-2-0-0
4	10/19	COLORADO	1-3 L	1-3-0-0
5	10/21	VANCOUVER	2-5 L	1-4-0-0
6	10/24	@ NASHVILLE	2-1 W	2-4-0-0
7	10/25	@ COLUMBUS	5-4 W	3-4-0-0
8	10/27	@ CHICAGO	2-3 L	3-5-0-0
9	10/29	@ DETROIT	2-3 L	3-6-0-0
10	10/31	@ MINNESOTA	1-2 O*	3-6-0-1
11	11/3	@ ANAHEIM	4-3 W	4-6-0-1
12	11/5	LOS ANGELES	5-2 W	5-6-0-1
13	11/7	NASHVILLE	2-2 T	5-6-1-1
14	11/9	MINNESOTA	2-4 L	5-7-1-1
15	11/11	N.Y. RANGERS	4-5 L	5-8-1-1
16	11/13	@ ATLANTA	2-3 O*	5-8-1-2
17	11/15	@ TAMPA BAY	2-4 L	5-9-1-2
18	11/16	@ FLORIDA	7-3 W	6-9-1-2
19	11/19	@ WASHINGTON	3-2 W	7-9-1-2
20	11/21	@ PHILADELPHIA	2-2 T	7-9-2-2
21	11/23	@ PITTSBURGH	1-4 L	7-10-2-2
22	11/25	@ ST. LOUIS	4-1 W	8-10-2-2
23	11/27	@ NASHVILLE	2-4 L	8-11-2-2
24	11/30	PHOENIX	2-3 L	8-12-2-2
25	12/3	@ PHOENIX	3-2 W*	9-12-2-2
26	12/6	COLUMBUS	3-2 W	10-12-2-2
27	12/7	NASHVILLE	2-4 L	10-13-2-2
28	12/12	PITTSBURGH	5-2 W	11-13-2-2
29	12/14	WASHINGTON	2-0 W	12-13-2-2
30	12/16	@ N.Y. RANGERS	1-2 O*	12-13-2-3
31	12/17	@ MONTREAL	3-1 W	13-13-2-3
32	12/19	@ OTTAWA	3-9 L	13-14-2-3
33	12/21	@ TORONTO	3-3 T	13-14-3-3
34	12/23	@ BOSTON	2-5 L	13-15-3-3
35	12/26	ANAHEIM	4-1 W	14-15-3-3
36	12/28	CHICAGO	3-3 T	14-15-4-3
37	12/30	PHILADELPHIA	2-1 W	15-15-4-3
38	1/2	DALLAS	1-3 L	15-16-4-3
39	1/4	COLORADO	1-6 L	15-17-4-3
40	1/6	EDMONTON	5-5 T	15-17-5-3
41	1/9	ST. LOUIS	1-4 L	15-18-5-3
42	1/11	VANCOUVER	3-0 W	16-18-5-3
43	1/13	@ LOS ANGELES	2-3 O*	16-18-5-4
44	1/16	BUFFALO	2-2 T	16-18-6-4
45	1/18	DALLAS	1-3 L	16-19-6-4
46	1/20	@ PHOENIX	1-3 L	16-20-6-4
47	1/22	NEW JERSEY	4-5 O*	16-20-6-5
48	1/25	MINNESOTA	4-1 W	17-20-6-5
49	1/27	@ LOS ANGELES	3-0 W	18-20-6-5
50	1/28	LOS ANGELES	3-1 W	19-20-6-5
51	1/30	ANAHEIM	3-4 L	19-21-6-5
52	2/5	CAROLINA	6-2 W	20-21-6-5
53	2/7	@ MINNESOTA	3-4 L	20-22-6-5
54	2/8	@ ST. LOUIS	1-4 L	20-23-6-5
55	2/10	@ DETROIT	4-5 L	20-24-6-5
56	2/12	@ COLUMBUS	0-1 L	20-25-6-5
57	2/14	@ CHICAGO	4-2 W	21-25-6-5
58	2/16	@ DALLAS	1-3 L	21-26-6-5
59	2/17	@ LOS ANGELES	2-3 L	21-27-6-5
60	2/19	N.Y. ISLANDERS	0-3 L	21-28-6-5
61	2/21	COLUMBUS	6-0 W	22-28-6-5
62	2/24	CALGARY	5-2 W	23-28-6-5
63	2/27	@ VANCOUVER	3-2 W	24-28-6-5
64	3/1	@ CALGARY	3-4 L	24-29-6-5
65	3/4	@ EDMONTON	1-2 L	24-30-6-5
66	3/6	MONTREAL	4-3 W*	25-30-6-5
67	3/8	@ PHOENIX	4-6 L	25-31-6-5
68	3/9	@ DALLAS	0-3 L	25-32-6-5
69	3/11	ST. LOUIS	2-4 L	25-33-6-5
70	3/13	@ ANAHEIM	2-3 O*	25-33-6-6
71	3/15	CALGARY	3-2 W	26-33-6-6
72	3/17	CHICAGO	2-3 O*	26-33-6-7
73	3/20	@ COLORADO	0-2 L	26-34-6-7
74	3/21	BOSTON	3-2 W	27-34-6-7
75	3/22	ANAHEIM	2-3 O*	27-34-6-8
76	3/24	TAMPA BAY	1-4 L	27-35-6-8
77	3/27	DETROIT	3-0 W	28-35-6-8
78	3/29	DALLAS	3-4 L	28-36-6-8
79	3/31	@ COLORADO	1-3 L	28-37-6-8
80	4/2	@ CALGARY	2-2 T	28-37-7-8
81	4/3	@ EDMONTON	3-1 T	28-37-8-8
82	4/6	PHOENIX	3-3 T	28-37-9-8

* — OVERTIME



2001-02 SEASON REVIEW

SEASON HIGHLIGHTS

- San Jose becomes just the second team in NHL history (N.Y. Islanders) to post six consecutive seasons of point improvement.
- The Sharks make the Stanley Cup Playoffs for a franchise-record sixth consecutive season.
- The Sharks win their first Pacific Division title, posting franchise records in wins (44) and points (99).
- The Sharks narrowly miss advancing to the Western Conference Finals, losing consecutive one-goal matches in Games Six and Seven to the Colorado Avalanche in the Western Conference Semifinals. The Sharks defeated the Phoenix Coyotes in the Western Conference Quarterfinals, 4-1.
- RW **Owen Nolan** becomes the Sharks all-time points leader with his 351st point as a Shark.
- The Sharks set a franchise record with a 10-game unbeaten streak (9-0-1-0) from Nov. 27-Dec. 19.
- The Sharks set a franchise record with a six-game road win streak (Dec. 6-19).
- G **Evgeni Nabokov** sets franchise records in all-time wins (58), single-season wins (37), all-time shutouts (11) single-season shutouts (seven) and became the seventh NHL goaltender (first European-born NHL goaltender) to score a goal.
- The Sharks tie a franchise record by scoring 10 goals on March 30 vs. Columbus — the most ever at home.

MAJOR TRANSACTIONS

- Acquired LW **Adam Graves**, D **Rich Pilon** and future considerations from the N.Y. Rangers in exchange for RW Mikael Samuelsson, D Christian Gosselin and a seventh round selection in the 2002 NHL Entry Draft, June 24, 2001.

PACIFIC DIVISION

	GP	W	L	T	OTL	GF	GA	PTS
SAN JOSE (3)	82	44	27	8	3	248	199	99
PHOENIX (6)	82	40	27	9	6	228	210	95
LOS ANGELES (7)	82	40	27	11	4	214	190	95
DALLAS (10)	82	36	28	13	5	215	213	90
ANAHEIM (13)	82	29	42	8	3	175	198	69

FINAL STATISTICS

P	NO	PLAYER	GP	G	A	PTS	PIM
R	11	OWEN NOLAN	75	23	43	66	93
C	25	VINCENT DAMPHOUSSE	82	20	38	58	60
R	8	TEEMU SELANNE	82	29	25	54	40
C	18	MIKE RICCI	79	19	34	53	44
C	12	PATRICK MARLEAU	79	21	23	44	40
L	17	SCOTT THORNTON	77	26	16	42	116
L	19	MARCO STURM	77	21	20	41	32
R	24	NIKLAS SUNDSTROM	73	9	30	39	50
D	20	GARY SUTER	82	6	27	33	57
L	9	ADAM GRAVES	81	17	14	31	51
D	7	BRAD STUART	82	6	23	29	39
R	28	*MATT BRADLEY	54	9	13	22	43
R	13	TODD HARVEY	69	9	13	22	73
D	27	BRYAN MARCHMENT	72	2	20	22	178
D	10	MARCUS RAGNARSSON	70	5	15	20	44
D	5	*JEFF JILLSON	48	5	13	18	29
D	2	MIKE RATHJE	52	5	12	17	48
D	22	SCOTT HANNAN	75	2	12	14	57
L	32	STEPHANE MATTEAU	55	7	4	11	15
R	15	ALEXANDER KOROLYUK	32	3	7	10	14
C	16	MARK SMITH	49	3	3	6	72
G	35	EVGENI NABOKOV	67	1	3	4	14
D	23	SHAWN HEINS	17	0	2	2	24
D	3	STEVE BANCROFT	5	0	1	1	2
G	29	*VESA TOSKALA	1	0	0	0	0
R	26	MIKE CRAIG	2	0	0	0	2
R	50	*HANNES HYVONEN	6	0	0	0	0
G	37	*MIIKKA KIPRUSOFF	20	0	0	0	4

* — ROOKIE

GOALTENDERS

NO	GOALTENDER	GP	MINS	AVG	W	L	T	EN	SO	GA	SA	SV %	G	APIM
35	*VESA TOSKALA	1	10	0.00	0	0	0	0	0	2	1.000	0	0	0
20	EVGENI NABOKOV	67	3901	2.29	37	24	5	5	7	149	1818	.918	1	3
37	*M. KIPRUSOFF	20	1037	2.49	7	6	3	2	2	43	508	.915	0	4
TOTALS		82	4973	2.40	44**	30	8	7	9	199	2335	.915	1	3

** — INCLUDES OTL

GAME-BY-GAME RESULTS

GA	DATE	OPPONENT	RESULT	RECORD
1	10/4	DETROIT	3-4 L*	0-0-0-1
2	10/6	MINNESOTA	0-0 T	0-0-1-1
3	10/11	TAMPA BAY	4-3 W	1-0-1-1
4	10/13	BOSTON	3-2 W	2-0-1-1
5	10/16	@ MINNESOTA	3-3 T	2-0-2-1
6	10/18	@ NEW JERSEY	1-6 L	2-1-2-1
7	10/20	@ N.Y. ISLANDERS	2-2 T	2-1-3-1
8	10/22	@ N.Y. RANGERS	5-1 W	3-1-3-1
9	10/23	@ BUFFALO	1-4 L	3-2-3-1
10	10/25	@ CHICAGO	2-4 L	3-3-3-1
11	10/27	COLUMBUS	2-0 W	4-3-3-1
12	10/31	@ ANAHEIM	4-2 W	5-3-3-1
13	11/1	ATLANTA	5-2 W	6-3-3-1
14	11/3	VANCOUVER	5-1 W	7-3-3-1
15	11/6	@ ST. LOUIS	4-1 W	8-3-3-1
16	11/7	@ DALLAS	2-2 T	8-3-4-1
17	11/9	@ CAROLINA	2-3 L	8-4-4-1
18	11/11	@ CHICAGO	2-3 L*	8-4-4-2
19	11/14	@ ANAHEIM	4-2 W	9-4-4-2
20	11/15	@ PHOENIX	3-5 L	9-5-4-2
21	11/17	DALLAS	2-3 L*	9-5-4-3
22	11/21	MINNESOTA	0-2 L	9-6-4-3
23	11/24	@ LOS ANGELES	1-3 L	9-7-4-3
24	11/27	NASHVILLE	3-2 W	10-7-4-3
25	11/29	PITTSBURGH	5-0 W	11-7-4-3
26	11/30	@ ANAHEIM	5-2 W	12-7-4-3
27	12/4	CALGARY	2-2 T	12-7-5-3
28	12/6	@ CALGARY	3-1 W	13-7-5-3
29	12/8	@ VANCOUVER	5-3 W	14-7-5-3
30	12/11	EDMONTON	5-4 W*	15-7-5-3
31	12/14	@ COLORADO	3-0 W	16-7-5-3
32	12/17	@ DALLAS	4-1 W	17-7-5-3
33	12/19	@ ATLANTA	4-2 W	18-7-5-3
34	12/21	@ DETROIT	0-3 L	18-8-5-3
35	12/23	@ NASHVILLE	1-1 T	18-8-6-3
36	12/26	ANAHEIM	1-2 L	18-9-6-3
37	12/28	N.Y. RANGERS	3-5 L	18-10-6-3
38	12/30	PHOENIX	2-4 L	18-11-6-3
39	1/2	PHILADELPHIA	5-2 W	19-11-6-3
40	1/4	PHOENIX	5-3 W	20-11-6-3
41	1/5	FLORIDA	6-0 W	21-11-6-3
42	1/8	ST. LOUIS	2-6 L	21-12-6-3
43	1/9	@ PHOENIX	6-5 W	22-12-6-3
44	1/12	LOS ANGELES	2-3 L	22-13-6-3
45	1/15	@ COLORADO	1-0 W*	23-13-6-3
46	1/17	N.Y. ISLANDERS	3-2 W	24-13-6-3
47	1/19	COLORADO	1-3 L	24-14-6-3
48	1/21	EDMONTON	4-3 W	25-14-6-3
49	1/23	@ DETROIT	2-2 T	25-14-7-3
50	1/24	@ COLUMBUS	2-6 L	25-15-7-3
51	1/27	@ MONTREAL	1-3 L	25-16-7-3
52	1/29	@ TORONTO	3-4 L	25-17-7-3
53	1/30	@ PITTSBURGH	6-3 W	26-17-7-3
54	2/6	CALGARY	2-0 W	27-17-7-3
55	2/8	CHICAGO	4-2 W	28-17-7-3
56	2/10	CAROLINA	4-0 W	29-17-7-3
57	2/12	@ EDMONTON	3-2 W	30-17-7-3
58	2/26	@ NASHVILLE	5-1 W	31-17-7-3
59	2/28	@ WASHINGTON	5-2 W	32-17-7-3
60	3/1	@ TAMPA BAY	2-4 L	32-18-7-3
61	3/3	@ DALLAS	1-4 L	32-19-7-3
62	3/5	NASHVILLE	0-2 L	32-20-7-3
63	3/7	OTTAWA	5-2 W	33-20-7-3
64	3/9	VANCOUVER	2-0 W	34-20-7-3
65	3/10	@ VANCOUVER	7-4 W	35-20-7-3
66	3/13	ST. LOUIS	0-2 L	35-21-7-3
67	3/15	WASHINGTON	5-4 W	36-21-7-3
68	3/16	CHICAGO	2-2 T	36-21-8-3
69	3/18	LOS ANGELES	2-3 L	36-22-8-3
70	3/20	@ EDMONTON	1-2 L	36-23-8-3
71	3/21	@ CALGARY	4-1 W	37-23-8-3
72	3/23	@ LOS ANGELES	0-3 L	37-24-8-3
73	3/26	DALLAS	3-2 W	38-24-8-3
74	3/28	COLORADO	2-3 L	38-25-8-3
75	3/30	COLUMBUS	10-2 W	39-25-8-3
76	4/2	ANAHEIM	3-1 W	40-25-8-3
77	4/4	PHOENIX	5-2 W	41-25-8-3
78	4/6	DETROIT	6-3 W	42-25-8-3
79	4/8	@ MINNESOTA	1-3 L	42-26-8-3
80	4/10	@ COLUMBUS	5-3 W	43-26-8-3
81	4/11	@ ST. LOUIS	1-4 L	43-27-8-3
82	4/13	LOS ANGELES	3-1 W	44-27-8-3

* — OVERTIME



2000-01 SEASON REVIEW

SEASON HIGHLIGHTS

- The Sharks advanced to the Stanley Cup Playoffs for a franchise-record fourth consecutive season and became just the fifth franchise in NHL history to improve its point total for the fifth consecutive season, setting franchise records for wins (40) and points (95).
- The Sharks finished with the sixth-best road record in the NHL (fourth-best in the Western Conference) and set a franchise record with a 10-game unbeaten streak on the road.
- **G Evgeni Nabokov** received the Calder Memorial Trophy as the NHL's Rookie of the Year. "Nabby" set new franchise records for wins (32), goals-against average (.219) and shutouts (six) en route to being named the "Sharks Player of the Year" and the PlayStation "Sharks Rookie of the Year." He was named to the NHL's 2001 World All-Star Team, NHL Rookie of the Month for November and December and "Sharks Player of the Month" for October and December. He's also the first NHL goaltender to reach 20 victories on the season.
- **C Vincent Damphousse** became the 58th NHL player to score 1,000 points when he assists on **LW Marco Sturm's** goal on Oct. 14 vs. Boston.
- **D Gary Suter** became the 153rd NHL player to appear in 1,000 games on Oct. 25 at Columbus. He also scored San Jose's first goal in a 3-1 win.

MAJOR TRANSACTIONS

- Acquired **D Jeff Norton** from the Pittsburgh Penguins in exchange for **D Bobby Dollas** and **G Johan Hedberg**, March 12, 2001.
- Acquired **LW Bill Lindsay** from the Calgary Flames in exchange for an eighth round pick (233rd overall, previously acquired from Minnesota) in the 2001 NHL Entry Draft, March 6, 2001.
- Acquired **RW Teemu Selanne** from Anaheim in exchange for **LW Jeff Friesen**, **G Steve Shields** and a second round selection (36th overall) in the 2003 NHL Entry Draft, March 3, 2001.
- Signed free agent **D Bobby Dollas**, Nov. 4, 2000.
- Signed **LW/C Scott Thornton** as a free agent, July 1, 2000.

PACIFIC DIVISION

	GP	W	L	T	OTL	GF	GA	PTS
DALLAS (3)	82	48	24	8	2	241	187	106
SAN JOSE (5)	82	40	27	12	3	217	192	95
LOS ANGELES (7)	82	38	28	13	3	252	228	92
PHOENIX (9)	82	35	27	17	3	214	212	90
ANAHEIM (15)	82	25	41	11	5	188	245	66

FINAL STATISTICS

P	NO	PLAYER	GP	G	A	PTS	PIM
R	8	TEEMU SELANNE (ANA)	61	26	33	59	36
		(SJ)	12	7	6	13	0
		(TOTAL)	73	33	39	72	36
C	14	PATRICK MARLEAU	81	25	27	52	22
R	11	OWEN NOLAN	57	24	25	49	75
R	24	NIKLAS SUNDBLOM	82	10	39	49	28
C	25	VINCENT DAMPHOUSSE	45	9	37	46	62
C	18	MIKE RICCI	81	22	22	44	60
L	17	SCOTT THORNTON	73	19	17	36	114
L	39	&JEFF FRIESEN	64	12	24	36	56
D	20	GARY SUTER	68	10	24	34	84
L	19	MARCO STURM	81	14	18	32	28
L	32	STEPHANE MATTEAU	80	13	19	32	41
L	15	ALEXANDER KOROLYUK	70	12	13	25	21
D	7	BRAD STUART	77	5	18	23	56
R	9	TODD HARVEY	69	10	11	21	72
D	27	BRYAN MARCHMENT	75	7	11	18	204
D	22	SCOTT HANNAN	75	3	14	17	51
D	10	MARCUS RAGNARSSON	68	3	12	15	44
L	12	BILL LINDSAY (CGY)	52	1	9	10	97
		(SJ)	16	0	4	4	29
		(TOTAL)	68	1	13	14	126
D	5	JEFF NORTON (PIT)	32	2	10	12	20
		(SJ)	10	0	1	1	8
		(TOTAL)	42	2	11	13	28
D	40	MIKE RATHJE	81	0	11	11	48
R	21	TONY GRANATO	60	4	5	9	65
D	23	SHAWN HEINS	38	3	4	7	57
C	26	JIM MONTGOMERY	28	1	6	7	19
C	16	*MARK SMITH	42	2	2	4	51
D	2	&BOBBY DOLLAS	16	1	1	2	14
R	44	*MATT BRADLEY	21	1	1	2	19
G	35	*EVGENI NABOKOV	66	0	2	2	8
L	29	PAUL KRUSE	1	0	0	0	5
C	28	*MIKEL SAMUELSSON	4	0	0	0	0
G	34	*MIKKA KIPRUSOFF	5	0	0	0	0
G	31	&STEVE SHIELDS	21	0	0	0	2

GOALTENDERS

NO	GOALTENDER	GP	MINS	AVG	W	L	T	EN	SO	GA	SA	SV	%	G	APIM
34	*MIKKA KIPRUSOFF	5	154	1.95	2	1	0	1	0	5	51	.902	0	0	0
35	*EVGENI NABOKOV	66	3700	.219	32	21	7	3	6	135	1582	.915	0	2	8
31	&STEVE SHIELDS	21	1135	2.48	6	8	5	1	2	47	531	.911	0	0	2
TOTALS		82	5008	2.30	40	30	12	5	9	192	2169	.911	0	2	10

NABOKOV and KIPRUSOFF shared a shutout vs. MTL on March 12, 2001 * - ROOKIE; & - TRADED ** - includes OTL

GAME-BY-GAME RESULTS

GA	DATE	OPPONENT	RESULT	RECORD
1	10/6	ST. LOUIS	1-4 L	0-1-0-0
2	10/12	PHOENIX	2-1 W	1-1-0-0
3	10/14	BOSTON	5-2 W	2-1-0-0
4	10/18	@ DALLAS	1-2 L	2-2-0-0
5	10/20	@ MINNESOTA	3-1 W	3-2-0-0
6	10/21	@ NASHVILLE	5-3 W	4-2-0-0
7	10/24	@ CAROLINA	3-2 W	5-2-0-0
8	10/25	@ COLUMBUS	3-1 W	6-2-0-0
9	10/28	ATLANTA	2-2 T	6-2-1-0
10	11/1	PITTSBURGH	3-2 W	7-2-1-0
11	11/4	CAROLINA	4-1 W	8-2-1-0
12	11/5	@ VANCOUVER	2-2 T	8-2-2-0
13	11/8	@ CHICAGO	3-2 W*	9-2-2-0
14	11/9	@ COLUMBUS	2-5 L	9-3-2-0
15	11/11	@ NY ISLANDERS	4-0 W	10-3-2-0
16	11/14	@ NEW JERSEY	3-2 W	11-3-2-0
17	11/15	@ DETROIT	1-4 L	11-4-2-0
18	11/18	NY ISLANDERS	5-3 W	12-4-2-0
19	11/22	CHICAGO	4-1 W	13-4-2-0
20	11/25	NEW JERSEY	2-3 L	13-5-2-0
21	11/28	MINNESOTA	4-1 W	14-5-2-0
22	11/30	ANAHEIM	3-2 W*	15-5-2-0
23	12/3	@ EDMONTON	3-3 T	15-5-3-0
24	12/4	@ CALGARY	8-0 W	16-5-3-0
25	12/6	DALLAS	2-2 T	16-5-4-0
26	12/8	VANCOUVER	1-6 L	16-6-4-0
27	12/12	NY RANGERS	3-2 W	17-6-4-0
28	12/14	COLUMBUS	2-1 W	18-6-4-0
29	12/16	@ PHOENIX	2-1 W*	19-6-4-0
30	12/18	@ WASHINGTON	5-3 W	20-6-4-0
31	12/20	@ DETROIT	2-0 W	21-6-4-0
32	12/21	@ PHILADELPHIA	3-4 L	21-7-4-0
33	12/23	@ BUFFALO	2-5 L	21-8-4-0
34	12/26	@ LOS ANGELES	2-1 W	22-8-4-0
35	12/28	EDMONTON	2-2 T	22-8-5-0
36	12/30	VANCOUVER	3-6 T	22-9-5-0
37	1/1	@ PHOENIX	3-2 W	23-9-5-0
38	1/3	CALGARY	0-1 L	23-10-5-0
39	1/4	@ COLORADO	2-2 T	23-10-6-0
40	1/6	FLORIDA	3-1 W	24-10-6-0
41	1/9	BUFFALO	2-1 W	25-10-6-0
42	1/11	ST. LOUIS	6-3 W	26-10-6-0
43	1/13	NASHVILLE	3-5 L	26-11-6-0
44	1/15	DETROIT	2-3 L	26-12-6-0
45	1/17	CALGARY	4-4 T	26-12-7-0
46	1/20	COLORADO	1-2 L	26-13-7-0
47	1/22	@ EDMONTON	2-2 T	26-13-8-0
48	1/24	EDMONTON	6-1 W	27-13-8-0
49	1/26	@ DALLAS	2-1 W	28-13-8-0
50	1/27	@ ST. LOUIS	4-3 W*	29-13-8-0
51	1/30	COLORADO	1-3 L	29-14-8-0
52	2/1	DALLAS	2-4 L	29-15-8-0
53	2/6	@ CALGARY	1-1 T	29-15-9-0
54	2/8	@ VANCOUVER	0-0 T	29-15-10-0
55	2/10	CHICAGO	3-2 W*	30-15-10-0
56	2/14	@ CHICAGO	7-0 W	31-15-10-0
57	2/16	@ NASHVILLE	2-0 W	32-15-10-0
58	2/18	@ MINNESOTA	1-3 L	32-16-10-0
59	2/20	COLUMBUS	3-2 W*	33-16-10-0
60	2/21	@ ANAHEIM	0-1 L	33-17-10-0
61	2/23	ANAHEIM	3-1 W	34-17-10-0
62	2/26	@ ST. LOUIS	2-7 L	34-18-10-0
63	2/28	@ TORONTO	1-2 L	34-19-10-0
64	3/1	@ OTTAWA	4-8 L	34-20-10-0
65	3/3	@ BOSTON	2-3 L	34-21-10-0
66	3/6	@ TAMPA BAY	1-2 L*	34-21-10-1
67	3/7	@ FLORIDA	3-3 T	34-21-11-1
68	3/10	NASHVILLE	0-3 L	34-22-11-1
69	3/12	MONTREAL	3-0 W	35-22-11-1
70	3/14	LOS ANGELES	1-4 L	35-23-11-1
71	3/17	@ LOS ANGELES	0-1 L*	35-23-11-2
72	3/18	DETROIT	4-6 L	35-24-11-2
73	3/20	@ COLORADO	1-4 L	35-25-11-2
74	3/22	OTTAWA	1-2 L	35-26-11-2
75	3/26	@ LOS ANGELES	0-0 T	35-26-12-2
76	3/27	LOS ANGELES	3-2 W*	36-26-12-2
77	3/29	ANAHEIM	7-4 W	37-26-12-2
78	3/31	@ PHOENIX	1-3 L	37-27-12-2
79	4/2	MINNESOTA	4-2 W	38-27-12-2
80	4/5	PHOENIX	3-0 W	39-27-12-2
81	4/7	DALLAS	4-5 L*	39-27-12-3
82	4/8	@ ANAHEIM	4-1 W	40-27-12-3

* - OVERTIME



1999-2000 SEASON REVIEW

SEASON HIGHLIGHTS

- Sharks upset the President's Trophy-winning St. Louis Blues in the Stanley Cup Playoffs in seven games. The team improved its points total for the fourth consecutive season, setting a new franchise mark for points (87).
- Team sets a franchise record for winning percentage (.530).
- RW **Owen Nolan** and LW **Jeff Friesen** record the Sharks first dual hat trick game on Oct. 4, 1999 to defeat the Chicago Blackhawks, 7-1.
- G **Steve Shields** is named NHL Player of the Week for Oct. 11-17, posting a 3-0-0 record, .883 GAA and a .979 save percentage. He set the franchise record for scoreless streak by a goaltender at 14:46.
- RW **Owen Nolan** was named NHL Player of the Week for Dec. 6-12 with six points (4-2-6) and a plus-5 rating in three games. He would go on to set franchise records for most points (84), goals (44), and PP goals (18) and would finish fifth in voting for the Hart Trophy as the league's MVP.
- D **Brad Stuart** was named as a finalist (second) for the Calder Memorial Trophy. He is also named to the NHL's All-Rookie Team. C **Mike Ricci** was named as a finalist (third) for the Frank J. Selke Trophy.

MAJOR TRANSACTIONS

- Named **Rich Preston** and **Cap Raeder** assistant coaches, June 24, 2000.
- To prevent the loss of G **Evgeni Nabokov** in the NHL Expansion Draft, the Sharks trade RW Jan Caloun, a ninth round selection in the 2000 NHL Entry Draft and future considerations to Columbus for future considerations and trade D Andy Sutton, a seventh round selection in 2000 and a third round selection in 2001 to Minnesota in exchange for an eighth round selection in 2001 and future considerations on June 12, 2000.
- Re-signed Head Coach **Darryl Sutter** on June 5, 2000.
- Acquired RW **Todd Harvey** and a fourth round selection in the 2001 NHL Entry Draft from the New York Rangers in exchange for RW Radek Dvorak (previously acquired from Florida in exchange for G Mike Vernon and a third round selection in the 2000 NHL Entry Draft) on Dec. 30, 1999.

PACIFIC DIVISION

	GP	W	L	T	OTL	GF	GA	PTS
DALLAS (2)	82	43	29	10	6	211	184	102
LOS ANGELES (5)	82	39	31	12	4	245	228	94
PHOENIX (6)	82	39	35	8	4	232	228	90
SAN JOSE (8)	82	35	37	10	7	225	214	87
ANAHEIM (9)	82	34	36	12	3	217	227	83

FINAL STATISTICS

P	NO	PLAYER	GP	G	A	PTS	PIM
R	11	OWEN NOLAN	78	44	40	84	110
C	25	VINCENT DAMPHOUSSE	82	21	49	70	58
L	39	JEFF FRIESEN	82	26	35	61	47
C	18	MIKE RICCI	82	20	24	44	60
C	14	PATRICK MARLEAU	81	17	23	40	36
R	24	NIKLAS STENSTROM	79	12	25	37	22
D	7	*BRAD STUART	82	10	26	36	32
R	15	ALEX KOROLYUK	57	14	21	35	35
D	20	GARY SUTER	76	6	28	34	52
L	18	MARCO STURM	74	12	15	27	22
L	32,37	STEPHANE MATTEAU	69	12	12	24	61
D	5	JEFF NORTON	62	0	20	20	49
R	9	TODD HARVEY (SJ)	40	8	4	12	78
		(NJR)	31	3	3	6	62
		(TOTAL)	71	11	7	18	140
D	10	MARCUS RAGNARSSON	63	3	13	16	38
D	40	MIKE RATHJE	66	2	14	16	31
R	21	TONY GRANATO	48	6	7	13	39
C	12	RON SUTTER	78	5	6	11	34
R	28	RONNIE STERN	67	4	5	9	151
L	26	DAVE LOWRY	32	1	4	5	18
D	27	BRYAN MARCHMENT	49	0	4	4	72
D	43	*SCOTT HANNAN	30	1	2	3	10
D	42	ANDY SUTTON	40	1	1	2	80
L	32	MURRAY CRAVEN	19	0	2	2	4
R	33	BRANT MYHRES	13	0	1	1	97
D	3	BOB ROUSE	26	0	1	1	19
G	31	STEVE SHIELDS	67	0	1	1	29
D	23	*SHAWN HEINS	1	0	0	0	2
G	35	*EVGENI NABOKOV	11	0	0	0	0
G	29	MIKE VERNON	15	0	0	0	0

GOALTENDERS

NO	GOALTENDER	GP	MINS	AVG	W	L	T	EN	SO	GA	SA	SV %	G	APIM
35	*EVGENI NABOKOV	71	414	2.17	2	2	1	2	1	15	166	.910	0	0 0
29	*MIKE VERNON	15	772	2.49	6	5	1	0	0	32	360	.911	0	0 0
31	STEVE SHIELDS	67	3797	2.56	27	30	8	3	4	162	1826	.911	0	1 29
TOTALS		82	5004	2.57	35	37	10	5	5	214	2357	.909	0	1 29

* - ROOKIE & - TRADED

GAME-BY-GAME RESULTS

GA	DATE	OPPONENT	RESULT	RECORD
1	10/2	CALGARY	5-3 W	1-0-0-0
2	10/4	CHICAGO	7-1 W	2-0-0-0
3	10/7	EDMONTON	3-2 W*	3-0-0-0
4	10/9	DALLAS	2-3 L	3-1-0-0
5	10/11	@ ANAHEIM	3-5 L	3-2-0-0
6	10/13	@ DALLAS	2-0 W	4-2-0-0
7	10/14	@ NASHVILLE	5-1 W	5-2-0-0
8	10/16	@ WASHINGTON	3-2 W	6-2-0-0
9	10/19	@ N.Y. RANGERS	2-1 W	7-2-0-0
10	10/20	@ DETROIT	3-6 L	7-3-0-0
11/10/23		BOSTON	1-3 L	7-4-0-0
12	10/24	@ LOS ANGELES	3-4 L	7-5-0-0
13	10/28	NASHVILLE	3-2 W	8-5-0-0
14	10/30	PITTSBURGH	1-1 T	8-5-1-0
15	10/31	WASHINGTON	2-1 W	9-5-1-0
16	11/3	PHOENIX	6-3 W	10-5-1-0
17	11/5	PHILADELPHIA	1-3 L	10-6-1-0
18	11/6	DALLAS	2-1 W	11-6-1-0
19	11/9	@ VANCOUVER	4-4 T	11-6-2-0
20	11/10	@ CALGARY	3-4 L*	11-7-2-1
21	11/13	@ PHILADELPHIA	2-3 L	11-8-2-1
22	11/15	@ TORONTO	2-4 L	11-9-2-1
23	11/16	@ MONTREAL	4-1 W	12-9-2-1
24	11/18	@ OTTAWA	4-1 W	13-9-2-1
25	11/20	@ ST. LOUIS	1-1 T	13-9-3-1
26	11/23	MONTREAL	2-3 L*	13-10-3-2
27	11/27	@ LOS ANGELES	1-4 L	13-11-3-2
28	11/28	NEW JERSEY	4-3 W*	14-11-3-2
29	12/1	@ DETROIT	2-4 L	14-12-3-2
30	12/2	@ PITTSBURGH	5-2 W	15-12-3-2
31	12/4	@ ST. LOUIS	2-4 L	15-13-3-2
32	12/6	TAMPA BAY	3-3 T	15-13-4-2
33	12/8	COLORADO	4-2 W	16-13-4-2
34	12/10	ATLANTA	4-1 W	17-13-4-2
35	12/14	CHICAGO	2-5 L	17-14-4-2
36	12/19	@ PHOENIX	3-4 L	17-15-4-2
37	12/20	DETROIT	3-4 L	17-16-4-2
38	12/22	LOS ANGELES	2-1 W	18-16-4-2
39	12/26	ANAHEIM	0-1 L	18-17-4-2
40	12/27	@ DALLAS	3-1 W	19-17-4-2
41	12/30	@ ST. LOUIS	1-2 L*	19-18-4-3
42	1/1	@ NASHVILLE	2-3 L	19-19-4-3
43	1/2	@ CHICAGO	4-1 W	20-19-4-3
44	1/5	@ EDMONTON	1-1 T	20-19-5-3
45	1/8	FLORIDA	2-4 L	20-20-5-3
46	1/11	ST. LOUIS	2-5 L	20-21-5-3
47	1/15	LOS ANGELES	3-2 W*	21-21-5-3
48	1/17	@ CHICAGO	4-5 L*	21-22-5-4
49	1/19	@ COLORADO	0-0 T	21-22-6-4
50	1/22	ANAHEIM	4-3 W	22-22-6-4
51	1/23	@ PHOENIX	2-3 L*	22-23-6-5
52	1/25	COLORADO	3-4 L	22-24-6-5
53	1/28	@ VANCOUVER	1-4 L	22-25-6-5
54	1/29	N.Y. ISLANDERS	2-3 L*	22-26-6-6
55	2/1	PHOENIX	0-1 L*	22-27-6-7
56	2/3	@ COLORADO	3-3 T	22-27-7-7
57	2/8	@ TAMPA BAY	8-0 W	23-27-7-7
58	2/9	@ FLORIDA	1-4 L	23-28-7-7
59	2/11	@ ATLANTA	3-0 W	24-28-7-7
60	2/13	@ NEW JERSEY	1-3 L	24-29-7-7
61	2/15	@ N.Y. ISLANDERS	4-1 W	25-29-7-7
62	2/18	@ ANAHEIM	4-4 T	25-29-8-7
63	2/23	ST. LOUIS	1-4 L	25-30-8-7
64	2/26	LOS ANGELES	6-3 W	26-30-8-7
65	2/29	ANAHEIM	2-4 L	26-31-8-7
66	3/2	NASHVILLE	4-3 W	27-31-8-7
67	3/4	CAROLINA	2-5 L	27-32-8-7
68	3/6	N.Y. RANGERS	2-1 W	28-32-8-7
69	3/8	DETROIT	1-1 T	28-32-9-7
70	3/13	CALGARY	5-3 W	29-32-9-7
71	3/15	BUFFALO	6-5 W*	30-32-9-7
72	3/17	@ ANAHEIM	2-4 L	30-33-9-7
73	3/19	@ DALLAS	3-5 L	30-34-9-7
74	3/22	VANCOUVER	4-3 W	31-34-9-7
75	3/24	PHOENIX	5-1 W	32-34-9-7
76	3/27	EDMONTON	1-2 L	32-35-9-7
77	3/29	@ LOS ANGELES	1-1 T	32-35-10-7
78	4/1	@ CALGARY	0-3 L	32-36-10-7
79	4/3	@ EDMONTON	1-0 W	33-36-10-7
80	4/5	DALLAS	5-2 W	34-36-10-7
81	4/7	@ PHOENIX	3-1 W	35-36-10-7
82	4/9	VANCOUVER	2-5 L	35-37-10-7

* - OVERTIME



2016-17 SAN JOSE SHARKS MEDIA GUIDE

1998-99 SEASON REVIEW

SEASON HIGHLIGHTS

- Tied or set six club records, including most ties (18), lowest goals-against average (2.28), fewest goals against (191), short-handed goals against (4, T-1st in NHL), and shutouts (8).
- Winning percentage of .488 tied all-time mark set in 1993-94.
- Trade deadline acquisition **C Vincent Damphousse** scores 13 points (7-6=13) in 12 games with San Jose to help boost the Sharks into the Stanley Cup Playoffs for the second consecutive season.
- Head Coach **Darryl Sutter** becomes franchise's all-time winningest coach with his 5th win at Vancouver on March 3, surpassing Kevin Constantine's 55 wins.
- RW **Owen Nolan** becomes fifth team captain in franchise history, Oct. 28, 1998.

MAJOR TRANSACTIONS

- Acquired RW **Niklas Sundstrom** and a third round selection in the 2000 NHL Entry Draft from Tampa Bay in exchange for LW Shawn Burr, D Andrei Zyuzin, LW Steve Guolla and D Bill Houlder on Aug. 4, 1999.
- Acquired C **Vincent Damphousse** from Montreal in exchange for a fifth round selection in the 1999 NHL Entry Draft, a first round selection in the 2000 NHL Entry Draft and a second round selection in the 2001 NHL Entry Draft on March 23, 1999.
- Acquired D **Jeff Norton** from Florida in exchange for LW Alex Hicks and a fifth round selection in the 1999 NHL Entry Draft on Nov. 11, 1999.
- Acquired G **Johan Hedberg** from Philadelphia in exchange for a seventh round selection in the 1999 NHL Entry Draft on July 6, 1998.

PACIFIC DIVISION

	GP	W	L	T	OTL	GF	GA	PTS
DALLAS (1)	82	51	19	12	236	168	114	695
PHOENIX (4)	82	39	31	12	205	197	90	549
ANAHEIM (6)	82	35	34	13	215	206	83	506
SAN JOSE (7)	82	31	33	18	196	191	80	.488
LOS ANGELES (11)	82	32	45	5	189	222	69	421

FINAL STATISTICS

P	NO	PLAYER	GP	G	A	PTS	PIM
L	39	JEFF FRIESE	78	22	35	57	42
C	25	V. DAMPHOUSSE (MTL) (SJ) (TOTAL)	65 12 77	22 7 19	24 6 30	36 13 49	46 4 50
R	17	JOE MURPHY	76	25	23	48	73
C	14	PATRICK MARLEAU	81	21	24	45	24
R	11	OWEN NOLAN	78	19	26	45	129
C	18	MIKE RICCI	82	13	26	39	68
L	19	MARCO STURM	78	16	22	38	52
D	2	BILL HOULDER	76	9	23	32	40
R	15	ALEX KOROLYUK	55	12	18	30	26
R	37	STEPHANE MATTEAU	68	8	15	23	73
D	5	JEFF NORTON (FLA) (SJ) (TOTAL)	3 69 72	0 4 4	0 18 18	0 22 22	2 42 44
R	22	RONNIE STERN	78	7	9	16	158
L	26	DAVE LOWRY	61	6	9	15	24
D	40	MIKE RATHJE	82	5	9	14	36
L	32	MURRAY CRAVEN	43	4	10	14	18
D	10	MARCUS RAGNARSSON	74	0	13	13	66
L	21	TONY GRANATO	35	6	6	12	54
D	3	BOB ROUSE	70	0	11	11	44
C	12	RON SUTTER	59	3	6	9	40
D	27	BRYAN MARCHMENT	59	2	6	8	101
D	4	ANDREI ZYUZIN	25	3	1	4	38
L	36	STEPHEN GUOLLA	14	2	2	4	6
D	42	ANDY SUTTON	31	0	3	3	65
C	8	JARROD SKALDE	17	1	1	2	4
C	6	*SCOTT HANNAN	5	0	2	2	6
D	9	BERNIE NICHOLLS	10	0	2	2	4
R	13	BRANTT MYHRES	30	1	0	1	116
C	33	JAMIE BAKER	1	0	1	1	0
L	7	SHAWN BURR	18	0	1	1	29
G	31	STEVE SHIELDS	37	0	1	1	6
R	25	MIKE CRAIG	1	0	0	0	0
D	20	GARY SUTER	1	0	0	0	0
G	30	SEAN GAUTHIER	1	0	0	0	0
D	23	*SHAWN HEINS	5	0	0	0	13
G	29	MIKE VERNON	49	0	0	0	8

GOALTENDERS

NO	GOALTENDER	GP	MIN	AVG	W	L	T	SO	GA
30	SEAN GAUTHIER	1	3	.00	0	0	0	0	0
31	STEVE SHIELDS	37	2162	2.22	15	11	8	4	80
29	MIKE VERNON	49	2831	2.27	16	22	10	4	107
	TOTALS	82	5016	2.28	31	33	18	8	191

* — ROOKIE

GAME-BY-GAME RESULTS

GA	DATE	OPPONENT	RESULT	RECORD
1	10/9	@ CALGARY (TOKYO)	3-3 T	0-0-1
2	10/10	CALGARY (TOKYO)	3-5 L	0-1-1
3	10/18	BOSTON	0-3 L	0-2-1
4	10/20	@ PHILADELPHIA	1-3 L	0-3-1
5	10/22	@ CHICAGO	2-2 T	0-3-2
6	10/24	@ DALLAS	1-2 L	0-4-2
7	10/28	PHOENIX	2-4 L	0-5-2
8	10/29	@ COLORADO	2-4 L	0-6-2
9	10/31	TAMPA BAY	6-1 W	1-6-2
10	11/4	DALLAS	4-0 W	2-6-2
11	11/6	@ ANAHEIM	2-2 T	2-6-3
12	11/7	ST. LOUIS	2-2 T	2-6-4
13	11/10	NASHVILLE	2-4 L	2-7-4
14	11/12	CAROLINA	3-0 W	3-7-4
15	11/18	LOS ANGELES	5-4 W	4-7-4
16	11/20	PHOENIX	1-2 L*	4-8-4
17	11/21	N.Y. RANGERS	2-2 T	4-8-5
18	11/23	@ DALLAS	2-3 L	4-9-5
19	11/25	@ CAROLINA	0-3 L	4-10-5
20	11/27	@ ST. LOUIS	4-2 W	5-10-5
21	11/29	@ DETROIT	1-4 L	5-11-5
22	12/2	DALLAS	0-3 L	5-12-5
23	12/4	DETROIT	2-2 T	5-12-6
24	12/6	ANAHEIM	1-2 L	5-13-6
25	12/9	@ DALLAS	3-3 T	5-13-7
26	12/10	@ NASHVILLE	1-2 L	5-14-7
27	12/12	WASHINGTON	2-1 W	6-14-7
28	12/15	N.Y. ISLANDERS	0-1 L	6-15-7
29	12/17	NASHVILLE	3-1 W	7-15-7
30	12/19	COLORADO	2-1 W	8-15-7
31	12/23	@ EDMONTON	5-3 W	9-15-7
32	12/26	VANCOUVER	2-0 W	10-15-7
33	12/28	PHILADELPHIA	1-1 T	10-15-8
34	12/30	@ LOS ANGELES	1-5 L	10-16-8
35	1/2	@ N.Y. ISLANDERS 4-3 W*		11-16-8
36	1/4	@ N.Y. RANGERS	3-4 L	11-17-8
37	1/5	@ NEW JERSEY	3-3 T	11-17-9
38	1/7	@ NASHVILLE	4-3 W	12-17-9
39	1/9	BUFFALO	2-2 T	12-17-10
40	1/11	LOS ANGELES	4-0 W	13-17-10
41	1/13	DALLAS	1-2 L	13-18-10
42	1/15	PITTSBURGH	3-2 W	14-18-10
43	1/16	CALGARY	3-3 T	14-18-11
44	1/18	NEW JERSEY	3-1 W	15-18-11
45	1/21	EDMONTON	3-3 T	15-18-12
46	1/26	ST. LOUIS	0-3 L	15-19-12
47	1/30	@ COLORADO	0-5 L	15-20-12
48	2/1	CHICAGO	5-1 W	16-20-12
49	2/4	@ PHOENIX	1-3 L	16-21-12
50	2/6	@ LOS ANGELES	0-2 L	16-22-12
51	2/8	@ PHOENIX	3-0 W	17-22-12
52	2/10	@ CHICAGO	5-2 W	18-22-12
53	2/11	@ ST. LOUIS	5-1 W	19-22-12
54	2/13	@ TAMPA BAY	3-1 W	20-22-12
55	2/15	@ FLORIDA	2-2 T	20-22-13
56	2/17	@ DETROIT	1-3 L	20-23-13
57	2/19	@ BUFFALO	2-4 L	20-24-13
58	2/20	@ WASHINGTON	1-3 L	20-25-13
59	2/24	VANCOUVER	1-T	20-25-14
60	2/26	@ ANAHEIM	1-3 L	20-26-14
61	2/27	ANAHEIM	1-4 L	20-27-14
62	3/1	@ CALGARY	2-1 W	21-27-14
63	3/2	@ VANCOUVER	4-3 W	22-27-14
64	3/6	CHICAGO	0-4 L	22-28-14
65	3/9	PHOENIX	4-2 W	23-28-14
66	3/12	DETROIT	2-0 W	24-28-14
67	3/13	OTTAWA	3-2 W	25-28-14
68	3/17	FLORIDA	4-2 W	26-28-14
69	3/20	@ BOSTON	2-2 T	26-28-15
70	3/22	@ MONTREAL	1-1 T	26-28-16
71	3/24	@ TORONTO	8-5 W	27-28-16
72	3/26	@ OTTAWA	1-1 T	27-28-17
73	3/28	@ EDMONTON	2-5 L	27-29-17
74	3/31	COLORADO	2-3 L	27-30-17
75	4/2	@ VANCOUVER	7-0 W	28-30-17
76	4/3	VANCOUVER	5-2 W	29-30-17
77	4/6	@ PHOENIX	1-0 W	30-30-17
78	4/8	@ LOS ANGELES	2-3 L	30-31-17
79	4/9	@ ANAHEIM	4-1 W	31-31-17
80	4/12	EDMONTON	4-5 L*	31-32-17
81	4/16	LOS ANGELES	0-2 L	31-33-17
82	4/17	ANAHEIM	3-3 T	31-33-18

* — OVERTIME



1997-98 SEASON REVIEW

SEASON HIGHLIGHTS

- Set a franchise record for most wins (34).
- Sharks qualify for the Stanley Cup Playoffs after a two-year absence.
- Posted a seven-game unbeaten streak, April 1-6 (4-0-3).
- LW **Jeff Friesen** (63 points) became the youngest NHL player (21 years old) ever to lead his team in scoring.
- Team posts second-highest point total ever (78) (34-38-10).

MAJOR TRANSACTIONS

- Acquired a first round selection (third overall, D Brad Stuart) and second round selection (29th overall, RW Jonathan Cheechoo) in the 1998 NHL Entry Draft from Nashville in exchange for San Jose's first round selection (second overall) and second round selection (85th overall) in the 1998 NHL Entry Draft.
- Acquired G **Steve Shields** and a fourth round selection in the 1998 NHL Entry Draft from Buffalo Sabres in exchange for G Kay Whitmore, a second round selection in the 1998 (from Colorado) and future considerations on June 26, 1998.
- Acquired D **Bryan Marchment** and D **David Shaw** from Tampa Bay in exchange for LW Andrei Nazarov and Tampa Bay's option to swap first round picks in the 1998 NHL Entry Draft on March 24, 1998.
- Acquired C **Mike Ricci** and a second round selection in the 1998 NHL Entry Draft from Colorado in exchange for RW Sean Donovan and a first round selection in the 1998 NHL Entry Draft on Nov. 20, 1997.
- Acquired G **Mike Vernon** from Detroit in exchange for second round draft selections in the 1998 and 1999 NHL Entry Drafts on Aug. 18, 1997.
- Acquired LW **Stephane Matteau** from St. Louis in exchange for C Darren Turcotte on July 25, 1997.
- Acquired LW **Murray Craven** from Chicago in exchange for LW Petri Varis and a sixth round selection in the 1998 NHL Entry Draft on July 24, 1997.

PACIFIC DIVISION

	GP	W	L	T	OTL	GF	GA	PTS
COLORADO (2)	82	39	26	17	231	205	95	579
LOS ANGELES (5)	82	38	33	11	227	225	87	530
EDMONTON (7)	82	35	37	10	215	224	80	488
SAN JOSE (8)	82	34	38	10	210	216	78	476
CALGARY (11)	82	26	41	15	217	252	67	409
ANAHEIM (12)	82	26	43	13	205	261	65	396
VANCOUVER (13)	82	25	43	14	224	273	64	390

FINAL STATISTICS

P	NO	PLAYER	GP	G	A	PTS	PIM
L	39	JEFF FRIESEN	79	31	32	63	40
R	15	JOHN MACLEAN	(NJ) 26	3	8	11	14
		(SJ) 51	13	19	32	28	
		(TOTAL) 77	16	27	43	4	
R	11	OWEN NOLAN	75	14	27	41	144
C	14	*PATRICK MARLEAU	74	13	19	32	14
D	2	BILL HOULDER	82	7	25	32	48
L	19	*MARCO STURM	74	10	20	30	40
L	37	STEPHANE MATTEAU	73	15	14	29	60
L	22	MURRAY CRAVEN	67	12	17	29	25
C	9	BERNIE NICHOLLS	60	6	22	28	26
C	18	MIKE RICCI	(COL) 6	0	4	4	2
		(SJ) 59	9	14	23	30	
		(TOTAL) 65	9	18	27	32	
R	21	TONY GRANATO	59	16	9	25	70
D	10	MARCUS RAGNARSSON	79	5	20	25	65
R	17	JOE MURPHY	(STL) 27	4	9	13	22
		(SJ) 10	5	4	9	14	
		(TOTAL) 37	9	13	22	36	
D	5	*TODD GILL	64	8	13	21	31
D	40	MIKE RATHJE	81	3	12	15	59
D	20	*ANDREI ZVUZIN	56	6	7	13	66
D	27	BRYAN MARCHMENT	(EDM) 27	0	4	5	48
		(TB) 22	2	4	6	43	
		(SJ) 12	0	3	3	43	
		(TOTAL) 61	2	11	13	144	
L	28	SHAWN BURR	42	6	6	12	50
C	33	HARTY MCSORLEY	56	2	10	12	140
C	16	JARROD SKALDE	(SJ) 22	4	6	10	14
		(CHI) 4	0	1	1	2	
		(DAL) 1	0	0	0	0	
		(CHI) 3	0	0	0	2	
		(TOTAL) 30	4	7	11	18	
D	5	DOUG BODGER	28	4	6	10	32
D	43	AL IAFRATE	51	2	7	9	28
C	12	RON SUTTER	27	2	7	9	22
L	26	DAVE LOWRY	(FLA) 7	0	0	0	2
		(SJ) 50	4	4	8	51	
		(TOTAL) 57	4	4	8	53	
C	25	VIKTOR KOZLOV	18	5	2	7	2
R	12	SHEAN DONOVAN	20	3	3	6	22
R	27	*ALEXANDER KOROLYUK	19	2	3	5	6
D	7	*RICHARD BRENNAN	11	1	2	3	2
L	17	STEPHEN GIUOLIA	7	1	0	1	0
L	62	ANDREI NAZAROV	40	1	1	2	112
G	29	MIKE VERNON	62	0	2	2	24
L	24	BARRY POTOMSKI	9	0	1	1	30
G	30	JASON MUZZATTI	(NYR) 6	0	0	0	10
		(SJ) 1	0	0	0	0	
		(TOTAL) 7	0	0	0	10	
D	5	KEN SUTTON	(NJ) 13	0	0	0	6
		(SJ) 8	0	0	0	15	
		(TOTAL) 21	0	0	0	21	
G	32	KELLY HRUDEY	28	0	0	0	2
C	16	DODY WOOD	8	0	0	0	40
L	34	NIKLAS ANDERSSON	5	0	0	0	2

GOALTENDERS

NO	GOALTENDER	GP	MIN	AVG	W	L	T	SO	GA
29	MIKE VERNON	62	3564	2.46	30	22	8	5	146
32	KELLY HRUDEY	28	1360	2.74	4	16	2	1	62
30	JASON MUZZATTI	1	27	4.44	0	0	0	0	2
TOTALS		82	4973	2.61	34	38	10	7	216

* — ROOKIE

& — TRADED

GAME-BY-GAME RESULTS

GA	DATE	OPPONENT	RESULT	RECORD
1	10/1	EDMONTON	3-5 L	0-1-0
2	10/4	CHICAGO	3-2 W	1-1-0
3	10/7	OTTAWA	0-1 L	1-2-0
4	10/9	@ COLORADO	2-3 L	1-3-0
5	10/11	BOSTON	5-2 W	2-3-0
6	10/13	PHILADELPHIA	2-3 L*	2-4-0
7	10/16	NY ISLANDERS	2-5 L	2-5-0
8	10/19	@ PHOENIX	3-5 L	2-6-0
9	10/22	PITTSBURGH	2-5 L	2-7-0
10	10/25	@ NEW JERSEY	4-3 W	3-7-0
11	10/27	@ N.Y. ISLANDERS	2-1 W	4-7-0
12	10/29	@ DETROIT	3-4 L	4-8-0
13	10/31	@ CHICAGO	3-5 L	4-9-0
14	11/1	@ ST. LOUIS	0-2 L	4-10-0
15	11/4	TORONTO	0-0 T	4-10-1
16	11/7	MONTREAL	3-4 L	4-11-1
17	11/8	TAMPA BAY	3-1 W	5-11-1
18	11/10	@ ANAHEIM	6-4 W	6-11-1
19	11/12	VANCOUVER	2-5 L	6-12-1
20	11/13	@ LOS ANGELES	3-6 L	6-13-1
21	11/15	PHOENIX	2-3 L	6-14-1
22	11/18	ANAHEIM	4-2 W	7-14-1
23	11/20	@ PHILADELPHIA	3-0 W	8-14-1
24	11/22	@ WASHINGTON	5-2 W	9-14-1
25	11/24	@ MONTREAL	2-2 T	9-14-2
26	11/25	@ TORONTO	1-3 L	9-15-2
27	11/28	NEW JERSEY	2-4 L	9-16-2
28	11/30	@ EDMONTON	1-6 L	9-17-2
29	12/1	@ CALGARY	2-3 L*	9-18-2
30	12/4	@ VANCOUVER	3-2 W	10-18-2
31	12/10	WASHINGTON	3-3 T	10-18-3
32	12/12	@ DALLAS	1-0 W	11-18-3
33	12/14	@ CHICAGO	2-1 W	12-18-3
34	12/16	DETROIT	5-1 W	13-18-3
35	12/18	VANCOUVER	0-0 T	13-18-4
36	12/21	@ ANAHEIM	4-2 W	14-18-4
37	12/26	PHOENIX	0-4 L	14-19-4
38	12/29	@ TAMPA BAY	1-2 L	14-20-4
39	12/30	@ FLORIDA	2-2 T	14-20-5
40	1/2	@ DETROIT	4-1 W	15-20-5
41	1/3	@ BOSTON	0-3 L	15-21-5
42	1/6	ST. LOUIS	1-5 L	15-22-5
43	1/10	BUFFALO	5-2 W	16-22-5
44	1/12	DALLAS	1-3 L	16-23-5
45	1/14	LOS ANGELES	2-4 L	16-24-5
46	1/15	@ COLORADO	2-2 T	16-24-6
47	1/21	CALGARY	7-1 W	17-24-6
48	1/23	EDMONTON	3-2 W	18-24-6
49	1/24	FLORIDA	1-1 T	18-24-7
50	1/27	ANAHEIM	4-2 W	19-24-7
51	1/29	CHICAGO	0-3 L	19-25-7
52	1/31	COLORADO	5-2 W	20-25-7
53	2/2	NY RANGERS	2-3 L	20-26-7
54	2/4	@ EDMONTON	3-0 W	21-26-7
55	2/5	@ CALGARY	2-4 L	21-27-7
56	2/7	@ VANCOUVER	3-6 L	21-28-7
57	2/26	ST. LOUIS	3-1 W	22-28-7
58	2/28	@ EDMONTON	1-4 L	22-29-7
59	3/3	CAROLINA	1-3 L	22-30-7
60	3/5	DETROIT	5-4 W	23-30-7
61	3/6	@ ANAHEIM	3-0 W	24-30-7
62	3/9	TORONTO	3-2 W	25-30-7
63	3/11	@ N.Y. RANGERS	3-5 L	25-31-7
64	3/12	@ BUFFALO	1-3 L	25-32-7
65	3/14	@ CAROLINA	2-1 W	26-32-7
66	3/16	LOS ANGELES	2-1 W	27-32-7
67	3/18	DALLAS	1-3 L	27-33-7
68	3/21	COLORADO	0-2 L	27-34-7
69	3/22	@ PHOENIX	1-3 L	27-35-7
70	3/24	LOS ANGELES	3-4 L	27-36-7
71	3/26	@ LOS ANGELES	5-2 W	28-36-7
72	3/28	@ DALLAS	4-1 W	29-36-7
73	3/30	@ ST. LOUIS	2-6 L	29-37-7
74	4/1	@ PITTSBURGH	3-2 W	30-37-7
75	4/2	@ OTTAWA	3-3 T	30-37-8
76	4/4	@ TORONTO	5-3 W	31-37-8
77	4/7	CALGARY	6-0 W	32-37-8
78	4/9	ANAHEIM	4-2 W	33-37-8
79	4/11	VANCOUVER	1-1 T	33-37-9
80	4/15	@ CALGARY	3-3 T	33-37-10
81	4/16	@ COLORADO	1-4 L	33-38-10
82	4/18	CALGARY	4-1 W	34-38-10

* — OVERTIME



2016-17 SAN JOSE SHARKS MEDIA GUIDE

1996-97 SEASON REVIEW

SEASON HIGHLIGHTS

- **C Bernie Nicholls** played in his NHL 1,000th game at St. Louis on Oct. 20.
- **D Todd Gill** named fourth team captain in franchise history on Dec. 3.
- Sharks achieve their 100th consecutive sellout on Dec. 17 as 17,442 see the Sharks play hosts to Toronto.
- The 47th NHL All-Star Game was played at San Jose Arena on Jan. 18. Sharks are represented by RW **Owen Nolan** and LW **Tony Granato**, who was selected as the commissioner's special selection for the Western Conference. Granato is named a starter on the Western Conference squad and Nolan recorded a hat trick.
- **Tony Granato** became the first player in franchise history to win a major postseason NHL award by receiving the Bill Masterton Memorial Trophy on June 21. The trophy is presented annually by the Professional Hockey Writers' Association to "the National Hockey League player who best exemplifies the qualities of perseverance, sportsmanship and dedication to hockey."

MAJOR TRANSACTIONS

- Acquired **G Ed Belfour** from Chicago in exchange for **G Chris Tetteri**, RW **Ulf Dahlen** and **D Michal Sykora** on Jan. 25, 1997.
- Signed **C Ron Sutter** on Oct. 12, 1996.
- Acquired **D Marty McSorley** from New York Rangers in exchange for **D Jay More**, **C Brian Swanson** and fourth round draft selection in 1998 on Aug. 20, 1996.
- Signed free agent **LW Tony Granato** on Aug. 15, 1996.
- Signed free agent **C Bernie Nicholls** on July 30, 1996.
- Signed free agent **G Kelly Hrudey** on July 18, 1996.
- Acquired Chicago's 1996 first round draft selection (21st overall, **LW Marco Sturm**) in exchange for two 1996 second round draft selections on June 22, 1996.
- Acquired **D Al Iafate** from Boston in exchange for RW **Jeff Odgers** and fifth round draft selection in 1996 on June 21, 1996.
- Acquired **D Todd Gill** from Toronto in exchange for **C Jamie Baker** and fifth round draft selection in 1996 on June 14, 1996.
- **Al Sims** named as head coach on June 6, 1996.

PACIFIC DIVISION

	GP	W	L	T	OTL	GF	GA	PTS
COLORADO (1)	82	49	24	9	277	205	107	652
ANAHEIM (4)	82	36	33	13	245	233	85	518
EDMONTON (7)	82	36	37	9	252	247	81	494
VANCOUVER (9)	82	35	40	7	257	273	77	470
CALGARY (10)	82	32	41	9	214	239	73	445
LOS ANGELES (12)	82	28	43	11	214	268	67	409
SAN JOSE (13)	82	27	47	8	211	278	62	378

FINAL STATISTICS

P	NO	PLAYER	GP	G	A	PTS	PIM
R	11	OWEN NOLAN	72	31	32	63	155
C	39	JEFF FRIESE	82	28	34	62	75
C	9	BERNIE NICHOLLS	65	12	33	45	63
L	25	VIKTOR KOZLOV	78	16	25	41	40
L	21	TONY GRANATO	76	25	15	40	159
C	8	DARREN TURCOTTE	65	16	21	37	16
L	62	ANDRE NAZAROV	60	12	15	27	222
L	17	STEPHEN GUOLLA	43	3	8	21	14
D	23	TODD GILL	79	0	21	21	101
R	22	ULF DAHLEN	43	8	11	19	8
D	4	GREG HAWGOOD	63	6	12	18	69
D	10	MARCUS RAGNARSSON	69	3	14	17	63
D	33	MARTY MCSORLEY	57	4	12	16	186
D	3	DOUG BODGER	81	1	15	16	64
R	42	SHEAN DONOVAN	73	9	6	15	42
D	43	AL IAFATE	38	6	9	15	91
C	12	RON SUTTER	78	5	7	12	65
L	22	BOB ERREY	(DET)	30	3	6	27
		(SJ)	30	3	6	9	27
		(TOTAL)	66	4	8	12	47
D	44	VLASTIMIL KROUPA	35	2	6	8	12
D	40	MIKE RATHJE	31	0	8	8	21
D	6	MICHAL SYKORA	35	2	5	7	59
C	16	BODY WOOD	43	3	9	0	193
L	7	VILLE PELTONEN	28	2	3	5	0
R	18	CHRIS TANCILL	25	4	0	4	8
R	19	TIM HUNTER	46	0	4	4	135
L	14	RAY WHITNEY	12	0	2	2	4
R	36	TODD EREN	51	0	2	2	162
D	5	JASON WIDMER	2	0	1	1	0
C	25	ALEXEI YEGOROV	2	0	1	1	0
C	28	IAIN FRASER	2	0	0	0	2
R	91	JAN CALOUN	2	0	0	0	0
G	31	WADE FLAHERTY	7	0	0	0	0
D	26	CHRIS LIPUMA	8	0	0	0	22
G	20	ED BELFOUR	(CHI)	33	0	0	0
		(SJ)	13	0	0	0	8
		(TOTAL)	46	0	0	0	34
G	32	KELLY HRUDEY	48	0	0	0	0
G	30	CHRIS TERRERI	22	0	0	0	0

GOALTENDERS

NO	GOALTENDER	GP	MINS	AVG	W	L	T	SO	GA
30	CHRIS TERRERI	22	1200	2.75	6	10	3	0	55
32	KELLY HRUDEY	48	2631	3.19	16	24	5	0	140
20	ED BELFOUR (CHI)	33	1966	2.69	11	15	6	1	88
	(SJ)	13	757	3.41	3	9	0	1	43
	(TTL)	46	2723	2.89	14	24	6	1	131
31	WADE FLAHERTY	7	359	5.18	2	4	0	0	31
	TOTALS	82	4970	3.36	27	47	8	1	278

* - ROOKIE

GAME-BY-GAME RESULTS

GA	DATE	OPPONENT	RESULT	RECORD
1	10/5	NY ISLANDERS	2-2 T	0-0-1
2	10/6	@ LOS ANGELES	7-6 W*	1-0-1
3	10/8	@ COLORADO	0-6 L	1-1-1
4	10/10	@ PHOENIX	1-4 L	1-2-1
5	10/12	BOSTON	3-5 L	1-3-1
6	10/16	FLORIDA	3-3 T	1-3-2
7	10/18	@ ANAHEIM	4-1 W	2-3-2
8	10/20	@ ST. LOUIS	3-2 W	3-3-2
9	10/22	@ TORONTO	3-4 L	3-4-2
10	10/24	@ NEW JERSEY	1-3 L	3-5-2
11	10/26	@ NY ISLANDERS	2-2 T	3-5-3
12	10/27	@ CHICAGO	6-2 W	4-5-3
13	10/30	CALGARY	3-1 W	5-5-3
14	11/1	@ ANAHEIM	3-4 L	5-6-3
15	11/2	MONTREAL	4-3 W*	6-6-3
16	11/6	COLORADO	1-4 L	6-7-3
17	11/8	DALLAS	3-1 W	7-7-3
18	11/12	HARTFORD	3-4 L	7-8-3
19	11/15	@ DETROIT	1-5 L	7-9-3
20	11/16	@ PHILADELPHIA	2-2 T	7-9-4
21	11/18	@ BOSTON	2-4 L	7-10-4
22	11/21	DETROIT	1-6 L	7-11-4
23	11/23	ANAHEIM	0-3 L	7-12-4
24	11/27	CHICAGO	3-2 W	8-12-4
25	11/29	EDMONTON	2-4 L	8-13-4
26	12/1	@ ST. LOUIS	4-3 W	9-13-4
27	12/4	@ DALLAS	2-1 W	10-13-4
28	12/7	TAMPA BAY	3-4 L	10-14-4
29	12/11	WASHINGTON	3-2 W	11-14-4
30	12/13	PITTSBURGH	0-4 L	11-15-4
31	12/17	TORONTO	3-6 L	11-16-4
32	12/20	@ WASHINGTON	2-3 L	11-17-4
33	12/21	@ PITTSBURGH	1-3 L	11-18-4
34	12/23	@ DALLAS	2-1 W	12-18-4
35	12/26	VANCOUVER	6-1 W	13-18-4
36	12/28	@ EDMONTON	3-5 L	13-19-4
**	12/29	@ VANCOUVER	PPD TO 1/20/97	
37	12/31	@ CALGARY	5-1 W	14-19-4
38	1/2	PHILADELPHIA	1-4 L	14-20-4
39	1/4	CALGARY	3-4 L	14-21-4
40	1/7	BUFFALO	1-1 T	14-21-5
41	1/9	ST. LOUIS	3-4 L	14-22-5
42	1/11	@ EDMONTON	2-1 W	15-22-5
43	1/13	PHOENIX	5-4 W	16-22-5
44	1/20	@ VANCOUVER	1-6 L	16-23-5
45	1/22	LOS ANGELES	7-2 W	17-23-5
46	1/24	NEW JERSEY	1-3 L	17-24-5
47	1/27	@ VANCOUVER	2-5 L	17-25-5
48	1/29	@ EDMONTON	1-3 L	17-26-5
49	1/30	@ CALGARY	6-3 W	18-26-5
50	2/1	COLORADO	2-1 W	19-26-5
51	2/3	CHICAGO	2-4 L	19-27-5
52	2/5	LOS ANGELES	3-2 W	20-27-5
53	2/8	@ OTTAWA	3-3 T	20-27-6
54	2/10	@ MONTREAL	2-4 L	20-28-6
55	2/12	@ DETROIT	1-7 L	20-29-6
56	2/13	@ CHICAGO	3-7 L	20-30-6
57	2/16	@ BUFFALO	2-6 L	20-31-6
58	2/18	DALLAS	3-1 W	21-31-6
59	2/20	VANCOUVER	1-6 L	21-31-6
60	2/23	@ TAMPA BAY	3-4 L	21-32-6
61	2/25	@ FLORIDA	2-2 T	21-32-7
62	2/28	@ HARTFORD	3-2 W	22-32-7
63	3/1	@ TORONTO	2-3 L	22-33-7
64	3/3	@ NY RANGERS	4-5 L*	22-34-7
65	3/6	OTTAWA	2-0 W	23-35-7
66	3/9	NY RANGERS	1-2 L	23-36-7
67	3/11	ST. LOUIS	3-4 L	23-37-7
68	3/14	PHOENIX	1-4 L	23-38-7
69	3/15	DETROIT	4-7 L	23-39-7
70	3/19	@ CALGARY	2-4 L	23-40-7
71	3/20	@ VANCOUVER	2-1 W	24-40-7
72	3/22	@ LOS ANGELES	1-2 L	24-41-7
73	3/24	EDMONTON	1-5 L	24-42-7
74	3/26	TORONTO	1-2 L	24-43-7
75	3/28	EDMONTON	4-3 W	25-43-7
76	4/1	@ PHOENIX	1-7 L	25-44-7
77	4/2	ANAHEIM	5-5 T	25-44-8
78	4/4	COLORADO	7-6 W*	26-44-8
79	4/7	VANCOUVER	2-3 L	26-45-8
80	4/9	@ COLORADO	4-1 W	27-45-8
81	4/11	ANAHEIM	3-4 L	27-46-8
82	4/12	@ LOS ANGELES	1-4 L	27-47-8

* - OVERTIME



1995-96 SEASON REVIEW

SEASON HIGHLIGHTS

- RW **Owen Nolan** represented the Sharks at the 1995-96 NHL All-Star Game in Boston on Jan. 20, 1996.
- Rookie **C Alexei Yegorov** became the first Sharks player to record a hat trick in the first game which he has ever scored a goal, accomplishing the feat in Calgary on Feb. 20, 1996.
- On the third goal of his hat trick on Feb. 20, **Yegorov** also posted the 1,000th goal in Sharks history, assisted by LW **Viktor Kozlov** and Nolan.
- **D Marcus Ragnarsson** was leading candidate for the Calder Memorial Trophy, presented annually to the NHL's top rookie.
- Sharks sold out all 41 home games.
- Owner **George Gund** received the prestigious Lester Patrick Trophy, awarded for outstanding service and contributions to hockey in the United States. Gund was one of three (Milt Schmidt and Ken Morrow) who were honored on May 1, 1996.

MAJOR TRANSACTIONS

- Acquired **C Darren Turcotte** and a second round selection in the 1996 NHL Entry Draft from Winnipeg in exchange for **C Craig Janney**, March 18, 1996.
- Acquired a second and fourth round selection in the 1996 NHL Entry Draft from Florida in exchange for **RW Ray Sheppard**, March 16, 1996.
- Named **Jim Willey** head coach and announced dismissal of Head Coach Kevin Constantine, Dec. 2, 1995.
- Acquired **D Doug Bodger** from Buffalo in exchange for **LW Vaclav Varada**, rights to **RW Martin Spahnell**, Philadelphia's fourth round pick in 1996 NHL Entry Draft and one of Philadelphia's two first round selections in the 1996 NHL Entry Draft, Nov. 16, 1995.
- Acquired one of Philadelphia's two first round selections in 1996 NHL Entry Draft, Philadelphia's fourth round pick in 1996 NHL Entry Draft and rights to **RW Martin Spahnell** in exchange for **RW Pat Falloon**, Nov. 16, 1995.
- Acquired **RW Owen Nolan** from Colorado in exchange for **D Sandis Ozolins**, Oct. 26, 1995.
- Acquired **RW Ray Sheppard** from Detroit in exchange for **C Igor Larionov**, Oct. 24, 1995.

PACIFIC DIVISION

	GP	W	L	T	GF	GA	PTS	P/PCT
COLORADO (2)	82	47	25	10	326	240	104	.634
CALGARY (6)	82	34	37	11	241	240	79	.482
VANCOUVER (7)	82	32	35	15	278	278	79	.482
ANAHEIM (9)	82	35	39	8	234	247	78	.479
EDMONTON (10)	82	30	44	8	240	304	68	.415
LOS ANGELES (12)	82	24	40	18	256	302	66	.402
SAN JOSE (13)	82	20	55	7	252	357	47	.287

FINAL STATISTICS

P	NO	PLAYER	GP	G	A	PTS	PIM
R	11	OWEN NOLAN (COL)	9	4	4	8	9
		(SJ)	72	29	32	61	137
		(TOTAL)	81	33	36	69	146
C	29	CRAIG JANNEY	71	13	49	62	26
L	39	JEFF FRIESEN	79	15	31	46	42
R	26	RAY SHEPPARD	51	27	19	46	10
C	9	DARREN TURCOTTE (WPG)	59	16	16	32	26
		(SJ)	9	6	5	11	4
		(TOTAL)	68	22	21	43	30
R/L	8	KEVIN MILLER	68	22	20	42	41
L/R	14	RAY WHITNEY	60	17	24	41	16
D	33	*MARCUS RAGNARSSON	71	8	31	39	42
C	13	JAMIE BAKER	77	16	17	33	79
R	22	ULF DAHLEN	59	16	12	28	27
D	3	DOUG BODGER (BUF)	5	16	5	18	18
		(SJ)	57	4	19	23	50
		(TOTAL)	73	4	24	28	68
R	18	CHRIS TANCILL	45	7	16	23	20
R	42	*SHEAN DONOVAN	74	13	8	21	39
D	38	MICHAEL SYKORA	79	4	16	20	54
D	34	YVES RACINE (MTL)	25	0	3	3	26
		(SJ)	32	1	16	17	28
		(TOTAL)	57	1	19	20	54
L	25	*VIKTOR KOZLOV	62	6	13	19	6
R	36	JEFF OGGERS	78	12	4	16	192
L	23	ANDREI NAZAROV	42	7	7	14	62
L	37	*VILLE PELTONEN	31	2	11	13	14
R	43	*JAN CALOUN	11	8	3	11	0
C	16	*DODD WOOD	32	3	6	9	138
D	4	JAY MEYER	74	2	7	9	147
D	4	VLASTIMIL KROUPA	27	1	7	8	18
D	2	JIM KYTE	27	1	7	8	146
D	40	MIKE RATHJE	27	0	7	7	14
C	48	*ALEXEI YEGOROV	9	3	2	5	2
D	41	TOM PEDERSON	60	1	4	5	40
G	30	CHRIS TERRERI (NJ)	46	0	0	0	0
		(SJ)	46	0	5	3	26
		(TOTAL)	50	0	5	5	4
R	21	DAVE BROWN	37	3	1	4	46
D	6	SANDIS OZOLINS	7	1	3	4	4
R	17	PAT FALLOON	9	3	0	3	4
D	28	IGOR LARIONOV	4	1	1	2	0
D	18	SERGEI BAUTIN	1	0	0	0	2
G	29	*GEOFF SARJEANT	4	0	0	0	2
G	32	ARTURS IRBE	22	0	0	0	4
G	31	WADE FLAHERTY	24	0	0	0	0

GOALTENDERS

NO	GOALTENDER	GP	MINS	AVG	W	L	T	SO	GA
30	CHRIS TERRERI (SJ)	46	2516	3.70	13	29	1	0	155
	(NJ)	4	210	2.57	3	0	0	0	9
	(TTL)	50	2726	3.61	16	29	1	0	164
32	ARTURS IRBE	22	1112	4.59	4	12	4	0	85
31	WADE FLAHERTY	24	1137	4.85	3	12	1	0	92
29	*GEOFF SARJEANT	4	171	4.91	0	2	1	0	140
	TOTALS	82	4959	4.32	20	55	7	0	357

* - ROOKIE

GAME-BY-GAME RESULTS

GA	DATE	OPPONENT	RESULT	RECORD
1	10/7	CHICAGO	3-4 L	0-1-0
2	10/12	BOSTON	6-6 T	0-1-1
3	10/14	VANCOUVER	6-7 L	0-2-1
4	10/17	@ TORONTO	2-7 L	0-3-1
5	10/19	@ WINNIPEG	3-3 T	0-3-2
6	10/22	@ EDMONTON	1-1 T	0-3-3
7	10/25	WINNIPEG	1-6 L	0-4-3
8	10/28	DALLAS	3-4 L	0-5-3
91	0/30	@ VANCOUVER	3-4 L	0-6-3
10	10/31	N.Y. RANGERS	3-5 L	0-7-3
11	11/2	NEW JERSEY	3-3 T	0-7-4
12	11/4	ST. LOUIS	7-3 W	1-7-4
13	11/7	@ HARTFORD	3-7 L	1-8-4
14	11/8	@ BUFFALO	2-7 L	1-9-4
15	11/10	PITTSBURGH	1-9 L	1-10-4
16	11/11	DETROIT	2-5 L	1-11-4
17	11/14	N.Y. ISLANDERS	3-5 L	1-12-4
18	11/16	@ ST. LOUIS	1-3 L	1-13-4
19	11/17	@ DALLAS	1-2 L	1-14-4
20	11/19	@ CHICAGO	3-2 W	2-14-4
21	11/21	@ WASHINGTON	2-3 L	2-15-4
22	11/22	@ DETROIT	2-5 L	2-16-4
23	11/25	VANCOUVER	7-2 W	3-16-4
24	11/29	CALGARY	3-5 L	3-17-4
25	12/1	@ VANCOUVER	2-7 L	3-18-4
26	12/2	WASHINGTON	5-3 W	4-18-4
27	12/5	@ COLORADO	2-12 L	4-19-4
28	12/7	WINNIPEG	5-3 W	5-19-4
29	12/9	EDMONTON	2-4 L	5-20-4
30	12/12	OTTAWA	2-1 W	6-20-4
31	12/14	TORONTO	1-4 L	6-21-4
32	12/16	@ ST. LOUIS	2-3 L	6-22-4
33	12/17	@ DALLAS	2-4 L	6-23-4
34	12/19	@ ANAHEIM	7-4 W	7-23-4
35	12/22	LOS ANGELES	4-3 W	8-23-4
36	12/26	COLORADO	1-5 L	8-24-4
37	12/29	@ ANAHEIM	2-4 L	8-25-4
38	1/3	PHILADELPHIA	1-3 L	8-26-4
39	1/5	LOS ANGELES	2-5 L	8-27-4
40	1/6	@ LOS ANGELES	5-7 L	8-28-4
41	1/8	FLORIDA	2-5 L	8-29-4
42	1/10	@ N.Y. RANGERS	4-7 L	8-30-4
43	1/11	@ NEW JERSEY	2-1 W	9-30-4
44	1/13	@ PITTSBURGH	10-8 W	10-30-4
45	1/16	@ FLORIDA	1-4 L	10-31-4
46	1/17	@ TAMPA BAY	4-6 L	10-32-4
47	1/24	@ DETROIT	2-4 L	10-33-4
48	1/25	@ CHICAGO	1-2 L	10-34-4
49	1/27	COLORADO	3-4 L*	10-35-4
50	1/30	HARTFORD	8-2 W	11-35-4
51	2/1	LOS ANGELES	6-6 T	11-35-5
52	2/3	CHICAGO	1-4 L	11-36-5
53	2/5	TORONTO	6-4 W	12-36-5
54	2/10	@ LOS ANGELES	6-1 W	13-36-5
55	2/12	@ MONTREAL	0-3 L	13-37-5
56	2/14	@ TORONTO	3-4 L	13-38-5
57	2/15	@ OTTAWA	2-2 T	13-38-6
58	2/17	@ N.Y. ISLANDERS	2-4 L	13-39-6
59	2/20	@ CALGARY	3-5 L	13-40-6
60	2/23	@ VANCOUVER	1-3 L	13-41-6
61	2/25	@ ANAHEIM	3-4 L	13-42-6
62	2/26	MONTREAL	7-4 W	14-42-6
63	3/1	TAMPA BAY	3-7 L	14-43-6
64	3/3	CALGARY	1-5 L	14-44-6
65	3/5	@ COLORADO	5-3 W	15-44-6
66	3/6	DALLAS	1-2 L	15-45-6
67	3/8	@ EDMONTON	2-4 L	15-46-6
68	3/10	BUFFALO	6-4 W	16-46-6
69	3/13	EDMONTON	3-8 L	16-47-6
70	3/15	ST. LOUIS	2-4 L	16-48-6
71	3/17	@ PHILADELPHIA	2-8 L	16-49-6
72	3/18	@ BOSTON	3-3 T	16-49-7
73	3/20	@ WINNIPEG	7-1 W	17-49-7
74	3/22	@ CALGARY	2-1 W*	18-49-7
75	3/28	COLORADO	3-8 L	18-50-7
76	3/31	ANAHEIM	2-4 L	18-51-7
77	4/2	DETROIT	6-3 W	19-51-7
78	4/4	EDMONTON	5-3 W	20-51-7
79	4/6	@ COLORADO	1-5 L	20-52-7
80	4/7	ANAHEIM	3-5 L	20-53-7
81	4/10	@ LOS ANGELES	2-6 L	20-54-7
82	4/12	CALGARY	0-6 L	20-55-7

* - OVERTIME



1994-95 SEASON REVIEW

SEASON HIGHLIGHTS

- NHL season postponed from October 1994-January 1995 due to labor strife.
- San Jose opened the shortened season by winning five of their first six games.
- Sharks qualified for the playoffs as the Western Conference's No. 7 seed. They advanced to the Western Conference Semifinals for the second consecutive season after stunning Calgary in a dramatic double overtime Game Seven thriller.

MAJOR TRANSACTIONS

- Acquired a 1995 sixth round selection from Florida in exchange for LW Gaetan Duchesne, April 7, 1995.
- Acquired RW **Kevin Miller** from St. Louis in exchange for C Todd Elik, March 30, 1995.
- Acquired C **Craig Janney** and other considerations from St. Louis in exchange for D Jeff Norton, a fourth round selection in 1997 and future considerations, March 6, 1995.
- Acquired a 1998 fifth round selection and future considerations from Florida in exchange for LW Johan Garpenlov, March 3, 1995.
- Acquired a 1995 fifth round selection from Detroit in exchange for LW Bob Errey, Feb. 27, 1995.
- Acquired a 1997 fourth round selection from Chicago in exchange for G Jimmy Waite, Feb. 6, 1995.

PACIFIC DIVISION

	GP	W	L	T	GF	GA	PTS	P/PCT
CALGARY (3)	48	24	17	7	163	135	55	.573
VANCOUVER (6)	48	18	18	12	153	148	48	.500
SAN JOSE (7)	48	19	25	4	129	161	42	.438
LOS ANGELES (9)	48	16	23	9	142	174	41	.427
EDMONTON (11)	48	17	27	4	136	183	38	.396
ANAHEIM (12)	48	16	27	5	125	164	37	.385

FINAL STATISTICS

P	NO	PLAYER	GP	G	A	PTS	PIM
R	22	ULF DAHLEN	46	11	23	34	11
C	15	CRAIG JANNEY	(STL) 8	2	5	7	0
		(SJ) 27	5	15	20	10	
		(TOTAL) 35	7	20	27	10	
L	39	*JEFF FRIESEN	48	15	10	25	14
C	14	RAY WHITNEY	39	13	12	25	14
D	6	SANDIS OZOLINSH	48	9	16	25	30
R	24	SERGEI MAKAROV	43	10	14	24	40
C	7	IGOR LARIONOV	33	4	20	24	14
R	8	KEVIN MILLER	(STL) 15	2	5	7	0
		(SJ) 21	6	7	13	13	
		(TOTAL) 36	8	12	20	13	
R	17	PAT FALLOON	46	12	7	19	25
C	27	TODD ELIK	22	7	10	17	18
D	41	TOM PEDERSON	47	5	11	16	31
R	18	CHRIS TANCILL	26	3	11	14	10
C	13	JAMIE BAKER	43	7	4	11	22
D	8	JEFF NORTON	20	1	9	10	39
D	40	MIKE RATHJE	42	2	7	9	29
L	11	GAETAN DUCHESNE	33	2	7	9	16
L	23	*ANDREI NAZAROV	26	3	5	8	94
R	36	JEFF ODGERS	48	4	3	7	117
D	2	JIM KYTE	18	2	5	7	33
D	4	JAY MORE	45	0	6	6	71
D	3	ILYA BYAKIN	13	0	5	5	14
D	38	*MICHAL SYKORA	16	0	4	4	10
L	12	BOB ERREY	13	2	2	4	27
C	9	VYACHESLAV BUTSAYEV	6	2	0	2	0
L	47	*VIKTOR KOZLOV	16	2	0	2	2
C	16	*DODY WOOD	9	1	1	2	29
D	26	VLASTIMIL KROUPA	14	0	2	2	16
D	44	SHAWN CRONIN	29	0	2	2	61
L	10	JOHAN GARPENLOV	13	1	1	2	2
G	31	WADE FLAHERTY	18	0	1	1	0
R	42	*SHEAN DONOVAN	14	0	0	0	6
G	32	ARTURS IRBE	38	0	0	0	4

GOALTENDERS

NO	GOALTENDER	GP	MINS	AVG	W	L	T	SO	GA
31	WADE FLAHERTY	18	852	3.10	5	6	1	1	44
32	ARTURS IRBE	38	2043	3.26	14	19	3	4	111
	TOTALS	48	2904	3.33	19	25	4	5	161

* — ROOKIE

GAME-BY-GAME RESULTS

GA	DATE	OPPONENT	RESULT	RECORD
1	1/20	ST. LOUIS	2-5 L	0-1-0
2	1/21	TORONTO	3-2 W	1-1-0
3	1/25	WINNIPEG	4-0 W	2-1-0
4	1/28	DALLAS	3-2 W	3-1-0
5	1/30	CHICAGO	2-1 W	4-1-0
6	2/2	@ DALLAS	2-1 W	5-1-0
7	2/4	@ WINNIPEG	3-3 T	5-1-1
8	2/6	@ TORONTO	3-7 L	5-2-1
9	2/7	@ DETROIT	0-6 L	5-3-1
10	2/10	@ EDMONTON	1-5 L	5-4-1
11	2/11	@ VANCOUVER	1-1 T	5-4-2
12	2/15	VANCOUVER	3-1 W	6-4-2
13	2/17	@ LOS ANGELES	2-0 W	7-4-2
14	2/18	ANAHEIM	3-6 L	7-5-2
15	2/20	@ CHICAGO	2-3 L	7-6-2
16	2/22	@ ST. LOUIS	3-4 L	7-7-2
17	2/24	CALGARY	0-3 L	7-8-2
18	2/26	VANCOUVER	1-5 L	7-9-2
19	2/28	@ VANCOUVER	4-3 W	8-9-2
20	3/2	@ TORONTO	4-3 W	9-9-2
21	3/4	@ WINNIPEG	2-4 L	9-10-2
22	3/8	EDMONTON	2-5 L	9-11-2
...	3/10	DETROIT POSTPONED TO 4/5/95		
23	3/15	TORONTO	1-2 L	9-12-2
24	3/17	@ EDMONTON	3-5 L	9-13-2
25	3/19	@ CALGARY	5-3 W	10-13-2
26	3/21	CHICAGO	3-7 L	10-14-2
27	3/23	ANAHEIM	3-6 L	10-15-2
28	3/25	@ LOS ANGELES	3-1 W	11-15-2
29	3/26	LOS ANGELES	3-7 L	11-16-2
30	3/28	WINNIPEG	6-5 W*	12-16-2
31	3/31	@ ST. LOUIS	1-4 L	12-17-2
32	4/2	@ ANAHEIM	4-5 L	12-18-2
33	4/5	DETROIT	3-5 L	12-19-2
34	4/7	EDMONTON	5-0 W	13-19-2
35	4/9	@ EDMONTON	5-2 W	14-19-2
36	4/10	@ CALGARY	3-8 L	14-20-2
37	4/12	@ CHICAGO	3-2 W	15-20-2
38	4/13	@ DETROIT	0-3 L	15-21-2
39	4/16	LOS ANGELES	2-0 W	16-21-2
40	4/17	@ ANAHEIM	0-3 L	16-22-2
41	4/19	@ DALLAS	5-5 T	16-23-3
42	4/23	DETROIT	1-5 L	16-23-3
43	4/25	CALGARY	2-3 L	16-24-3
44	4/26	@ ANAHEIM	5-2 W	17-24-3
45	4/28	LOS ANGELES	4-0 W	18-24-3
46	4/30	ST. LOUIS	3-4 L	18-25-3
47	5/1	DALLAS	3-1 W	19-25-3
48	5/3	VANCOUVER	3-3 T	19-25-4

* — OVERTIME



1993-94 SEASON REVIEW

SEASON HIGHLIGHTS

- Sharks finished 33-35-16 (82 points) and make first playoff appearance in club history. This marks the greatest single-season turnaround in NHL history — 58 points better than 1992-93's output of 24 points (11-71-2).
- G Arturs Irbe and D Sandis Ozolinsh participated in the NHL All-Star Game at New York's Madison Square Garden.
- Team recorded nine-game unbeaten streak (7-0-2).
- Rookie Head Coach Kevin Constantine finishes second in voting for Jack Adams Award (NHL Coach of the Year).
- Irbe sets NHL record for most minutes played in a season (4,412).
- Team upsets first-seed Detroit in opening round of Stanley Cup Playoffs before falling to Toronto in seven games.
- RW Sergei Makarov becomes the first 30-goal scorer in franchise history.

MAJOR TRANSACTIONS

- Acquired D Jeff Norton from N.Y. Islanders in exchange for 1994 a third round draft pick on June 20, 1993.
- Acquired LW Gaetan Duchesne from Dallas in exchange for 1994 a sixth round draft pick on June 20, 1993.
- Acquired RW Ulf Dahlen from Dallas in exchange for D Doug Zmolek and D Mike Lalor on March 19, 1994.
- Acquired C Todd Elik off waivers from Edmonton on Oct. 26, 1993.
- Signed free agents C Jamie Baker on Aug. 18, 1993 and LW Bob Errey on Aug. 17, 1993.

PACIFIC DIVISION

	GP	W	L	T	GF	GA	PTS
CALGARY (4)	84	42	29	13	302	256	97
VANCOUVER (7)	84	41	40	3	279	276	85
SAN JOSE (8)	84	33	35	16	252	265	82
ANAHEIM (9)	84	33	46	5	229	251	71
LOS ANGELES (10)	84	27	45	12	294	322	66
EDMONTON (11)	84	25	45	14	261	305	64

FINAL STATISTICS

P	NO	PLAYER	GP	G	A	PTS	PIM	
R	22	ULF DAHLEN	(DAL)	65	19	38	57	10
		(SJ)	13	6	6	12	0	
		(TOTAL)	78	25	44	69	10	
R	24	SERGEI MAKAROV		80	30	38	68	78
C	27	TODD ELIK	(EDM)	4	0	0	0	6
		(SJ)	75	25	41	66	89	
		(TOTAL)	79	25	41	66	95	
D	6	SANDIS OZOLINSH		81	26	38	64	24
C	7	IGOR LARIONOV		60	18	38	56	40
R	17	PAT FALLOON		83	22	31	53	18
L	10	JOHAN GARPENLOV		80	18	35	53	28
L	14	RAY WHITNEY		61	14	26	40	14
D	8	JEFF NORTON		64	7	33	40	36
R	37	ROB GAUDREAU		84	15	20	35	28
L	12	BOB ERREY		64	12	18	30	126
L	11	GAETAN DUCHESNE		84	12	18	30	28
D	41	TOM PEDERSON		74	6	19	25	31
C	9	V. BUTSAYEV	(PHI)	47	12	9	21	58
		(SJ)	12	0	2	2	10	
		(TOTAL)	59	12	11	23	68	
R	36	JEFF ODGERS		81	13	8	21	222
C	13	JAMIE BAKER		65	12	5	17	38
D	40	*MIKE RATHJE		47	1	9	10	59
C	33	DALE CRAIGWELL		58	3	6	9	16
D	4	JAY MORE		49	1	6	7	63
D	38	*MICHAL SYKORA		22	1	4	5	14
L	50	JAROSLAV OTEVREL		9	3	2	5	2
C	47	MIKE SULLIVAN		26	2	2	4	4
D	19	DOUG ZMOLEK		68	0	4	4	122
C	20	KIP MILLER		11	2	2	4	6
D	26	*VLASTIMIL KROUPA		27	1	3	4	20
D	2	ROB ZETTLER		42	0	3	3	65
D	44	SHAWN CRONIN		34	0	2	2	76
G	32	ARTURS IRBE		74	0	2	2	16
D	5	MIKE LALOR		23	0	2	2	8
C	43	JEFF MCLEAN		6	1	0	1	0
C	9	GARY EMMONS		3	1	0	1	0
C	27	DAVE CAPUANO		4	0	1	1	0
L	23	*ANDREI NAZAROV		1	0	0	0	0
L	25	DAVE MALEY		19	0	0	0	30
R	15	DAVID BRUCE		2	0	0	0	0
G	29	JIM WAITE		15	0	0	0	6

GOALTENDERS

NO	GOALTENDER	GP	MINS	AVG	W	L	T	SO	GA
32	ARTURS IRBE	74	4412	2.84	30	28	16	3	209
29	JIMMY WAITE	15	697	4.30	3	7	0	0	50
	TOTALS	84	5125	3.10	33	35	16	3	265

* — ROOKIE

GAME-BY-GAME RESULTS

GA	DATE	OPPONENT	RESULT	RECORD
1	10/06	@ EDMONTON	2-3 L	0-1-0
2	10/07	@ CALGARY	2-6 L	0-2-0
3	10/10	@ LOS ANGELES	2-5 L	0-3-0
4	10/14	CALGARY	1-2 L	0-4-0
5	10/16	BOSTON	1-1 T	0-4-1
6	10/19	ST. LOUIS	1-4 L	0-5-1
7	10/21	@ ST. LOUIS (@ SAC)	2-5 L	0-6-1
8	10/23	VANCOUVER	4-6 L	0-7-1
9	10/24	@ VANCOUVER	2-3 L	0-8-1
10	10/26	EDMONTON	3-1 W	1-8-1
11	10/28	ANAHEIM	4-3 W	2-8-1
12	10/30	WASHINGTON	2-4 L	2-9-1
13	10/31	@ ANAHEIM	2-1 W*	3-9-1
14	11/2	PITTSBURGH	3-3 T	3-9-2
15	11/5	DALLAS	4-2 W	4-9-2
16	11/7	NEW JERSEY	1-2 L	4-10-2
17	11/9	TORONTO	2-2 T	4-10-3
18	11/11	@ DALLAS	0-4 L	4-11-3
19	11/13	@ NEW JERSEY	4-2 W	5-11-3
20	11/14	@ N.Y. RANGERS	3-3 T	5-11-4
21	11/16	@ WASHINGTON	2-1 W	6-11-4
22	11/18	@ BOSTON	1-3 L	6-12-4
23	11/20	@ HARTFORD	3-2 W	7-12-4
24	11/21	@ BUFFALO	5-6 L	7-13-4
25	11/23	DETROIT	6-4 W	8-13-4
26	11/26	@ ANAHEIM	4-3 W	9-13-4
27	11/27	ANAHEIM	1-0 W	10-13-4
28	12/3	WINNIPEG	3-3 T	10-13-5
29	12/5	FLORIDA	2-1 W	11-13-5
30	12/7	TAMPA BAY	1-3 L	11-14-5
31	12/11	@ DETROIT	3-5 L	11-15-5
32	12/12	@ CHICAGO	1-2 L	11-16-5
33	12/15	ST. LOUIS	1-3 L	11-17-5
34	12/17	@ EDMONTON	2-4 L	11-18-5
35	12/19	@ QUEBEC	5-7 L	11-19-5
36	12/22	@ TORONTO	2-2 T	11-19-6
37	12/23	@ CHICAGO	3-5 L	11-20-6
38	12/28	CALGARY	3-3 T	11-20-7
39	12/31	@ VANCOUVER	3-2 W	12-20-7
40	1/2/94	@ EDMONTON	4-4 T	12-20-8
41	1/4	MONTREAL	2-2 T	12-20-9
42	1/6	DETROIT	3-10 L	12-21-9
43	1/11	LOS ANGELES	2-2 T	12-21-10
44	1/12	@ ANAHEIM	5-2 W	13-21-10
45	1/15	HARTFORD	8-2 W	14-21-10
46	1/17	CALGARY	3-2 W	15-21-10
47	1/25	N.Y. RANGERS	3-8 L	15-22-10
48	1/28	@ FLORIDA	3-3 T	15-22-11
49	1/29	@ TAMPA BAY	2-1 W	16-22-11
50	2/1	@ N.Y. ISLANDERS	4-5 L	16-23-11
51	2/3	@ PHILADELPHIA	3-2 W*	17-23-11
52	2/5	@ ST. LOUIS	3-4 L	17-24-11
53	2/6	@ DALLAS	7-1 W	18-24-11
54	2/8	CHICAGO (@ SAC)	4-3 W	19-24-11
55	2/11	CHICAGO	4-3 W	20-24-11
56	2/13	CHICAGO	1-0 W	21-24-11
57	2/15	PHILADELPHIA	4-6 L	21-25-11
58	2/17	QUEBEC	2-8 L	21-26-11
59	2/19	LOS ANGELES	4-3 W	22-26-11
60	2/21	DALLAS	3-6 L	22-27-11
61	2/23	@ MONTREAL	1-3 L	22-28-11
62	2/24	@ OTTAWA	4-6 L	22-29-11
63	2/26	@ DETROIT	0-2 L	22-30-11
64	2/28	@ WINNIPEG	3-3 T	22-30-12
65	3/3	EDMONTON	4-2 W	23-30-12
66	3/6	ANAHEIM	6-0 W	24-30-12
67	3/8	BUFFALO	4-4 T	24-30-13
68	3/10	N.Y. ISLANDERS	4-3 W	25-30-13
69	3/12	@ CALGARY	0-2 L	25-31-13
70	3/17	OTTAWA	1-2 L	25-32-13
71	3/19	@ LOS ANGELES	1-2 L	25-33-13
72	3/20	LOS ANGELES	6-6 T	25-33-14
73	3/22	@ PITTSBURGH	2-2 T	25-33-15
74	3/24	@ TORONTO	2-1 W	26-33-15
75	3/25	@ WINNIPEG	8-3 W	27-33-15
76	3/27	@ ST. LOUIS	4-3 W	28-33-15
77	3/29	WINNIPEG	9-4 W	29-33-15
78	3/31	TORONTO	5-3 W	30-33-15
79	4/2	VANCOUVER	7-4 W	31-33-15
80	4/5	@ LOS ANGELES	2-1 W	32-33-15
81	4/7	@ VANCOUVER	2-3 L	32-34-15
82	4/8	@ CALGARY	2-5 L	32-35-15
83	4/10	VANCOUVER	3-1 W	33-35-15
84	4/13	EDMONTON	2-2 T	33-35-16

* — OVERTIME



1992-93 SEASON REVIEW

SEASON HIGHLIGHTS

- **G Arturs Irbe** records first shutout in team history. He blanks the Kings, 6-0, at the Cow Palace on Nov. 17.
- **RW Rob Gaudreau** scores 19 points (14-5-19) from Dec. 3-29 and is named NHL's December Rookie of the Month — the Sharks first League-wide award.
- **Gaudreau** recorded the first Sharks head trick on Dec. 3 vs. Hartford.
- **C Kelly Kisio** represented San Jose at the NHL All-Star Game in Montreal, posting a goal and an assist for the Campbell Conference team.
- Sharks tied the NHL record for most consecutive losses (17) from Jan. 4 through Feb. 12.
- Sharks played last regular season game at the Cow Palace on April 10 vs. Los Angeles before moving to San Jose Arena for 1993-94.
- Sharks finished the season 11-71-2, establishing NHL record for most losses in single season.

MAJOR TRANSACTIONS

- Acquired LW **Michel Picard** from Hartford in exchange for future considerations on Oct. 9, 1992.
- Traded LW **Yvon Corriveau** to Hartford in exchange for future considerations originally acquired on Oct. 9, 1992 deal with Whalers (LW **Michel Picard**) on Jan. 21, 1993.
- Acquired LW **Yvon Corriveau** from Washington and C **Igor Larionov** from Vancouver in NHL Waiver Draft on Oct. 4, 1992.

SMYTHE DIVISION

	GP	W	L	T	GF	GA	PTS
VANCOUVER	84	46	29	9	346	278	101
CALGARY	84	43	30	11	322	282	97
LOS ANGELES	84	39	35	10	338	340	88
WINNIPEG	84	40	37	7	322	320	87
EDMONTON	84	26	50	8	242	337	60
SAN JOSE	84	11	71	2	218	414	24

FINAL STATISTICS

P	NO	PLAYER	GP	G	A	PTS	PIM
C	11	KELLY KISIO	78	26	52	78	90
L	10	JOHAN GARPENLOV	79	22	44	66	56
R	37	*ROB GAUDREAU	59	23	20	43	18
C	12	DEAN EVASON	84	12	19	31	132
C	17	PAT FALLON	41	14	14	28	12
R	36	JEFF ODGERS	66	12	15	27	253
D	6	*SANDIS OZOLINS	37	7	16	23	40
R	39	*ED COURTENAY	39	7	13	20	10
D	41	*TOM PEDERSON	44	7	13	20	31
D	24	DOUG WILSON	42	3	17	20	40
L	18	MARK PEDERSON	(PHI)	14	3	4	7
		(SJ)	27	7	3	10	22
		(TOTAL)	41	10	7	17	28
L	20	JOHN CARTER	55	7	9	16	81
D	19	*DOUG ZMOLEK	84	5	10	15	229
C	47	MIKE SULLIVAN	81	6	8	14	30
D	3	DAVID WILLIAMS	40	1	11	12	49
D	4	JAY MORE	73	5	6	11	179
C	14	*RAY WHITNEY	26	4	6	10	4
C	9	BRIAN LAWTON	21	2	8	10	12
L	11	YVON CORRIVEAU	20	3	7	10	0
L	14	DAVE SNUGGERUD	25	4	5	9	14
L	25	DAVID MALEY	(EDM)	13	1	1	2
		(SJ)	43	1	6	7	126
		(TOTAL)	56	2	7	9	155
C	27	HUBIE McDONOUGH	30	6	2	8	6
D	21	PETER AHOLA	(LA)	8	1	1	2
		(PIT)	22	0	1	1	14
		(SJ)	20	2	3	5	16
		(TOTAL)	50	3	5	8	36
L	8	LARRY DEPALMA	20	2	6	8	41
D	5	NEIL WILKINSON	59	1	7	8	96
C	26	PETRI SKIRKO	17	4	3	7	6
C	16	PERRY BERGEZAN	28	3	4	7	28
L	28	*J-FRANCOIS QUINTIN	14	2	5	7	4
D	2	ROB ZETTLER	14	0	7	7	150
R	26	ROBIN BAWA	42	5	0	5	47
R	22	LYNDON BYERS	18	4	1	5	122
L	15	DAVID BRUCE	17	2	3	5	33
L	44	MICHEL PICARD	25	4	0	4	24
C	33	DALE CRAIGWELL	8	3	1	4	4
C	9	JON MORRIS	(NJ)	2	0	0	0
		(SJ)	13	0	3	3	6
		(TOTAL)	15	0	3	3	6
C	45	*DODY WOOD	13	1	1	2	71
L	42	*JAROSLAV OTEVREL	7	0	2	2	0
D	29	DEAN KOLSTAD	10	0	2	2	12
C	40	*MARK BEAUFAT	5	1	0	1	0
D	45	*CLAUDIO SCREMIN	4	0	1	1	4
D	38	PAT MACLEOD	13	0	1	1	10
G	1	BRIAN HAYWARD	18	0	1	1	2
G	30	JEFF HACKETT	36	0	1	1	4
G	31	*WADE FLAHERTY	1	0	0	0	0
R	7	MIKHAIL KRAVETS	1	0	0	0	0
G	32	*ARTURS IRBE	36	0	0	0	10

GOALTENDERS

NO	GOALTENDER	GP	MIN	AVG	W	L	T	SO	GA
32	*ARTURS IRBE	36	2074	4.11	7	26	0	1	142
31*	WADE FLAHERTY	1	60	5.00	0	1	0	1	5
30	JEFF HACKETT	36	2000	5.28	2	30	1	0	176
1	BRIAN HAYWARD	18	930	5.55	2	14	1	0	86
	TOTALS	84	5077	4.89	11	71	2	1	414

* — ROOKIE

GAME-BY-GAME RESULTS

GA	DATE	OPPONENT	RESULT	RECORD
1	10/8	WINNIPEG	4-3 W*	1-0-0
2	10/10	DETROIT	3-6 L	1-1-0
3	10/12	@ LOS ANGELES	1-2 L	1-2-0
4	10/15	BOSTON	2-8 L	1-3-0
5	10/17	CALGARY	2-6 L	1-4-0
6	10/21	@ MONTREAL	4-8 L	1-5-0
7	10/23	@ BUFFALO	4-5 L	1-6-0
8	10/24	@ TORONTO	1-5 L	1-7-0
9	10/26	@ ST. LOUIS	1-4 L	1-8-0
10	10/28	@ DETROIT	3-4 L	1-9-0
11	11/30	@ TAMPA BAY	2-1 W	2-9-0
12	11/1	@ CHICAGO	4-4 T	2-9-1
13	11/5	BUFFALO	7-5 W	3-9-1
14	11/7	NEW JERSEY	1-6 L	3-10-1
15	11/8	LOS ANGELES	4-11 L	3-11-1
16	11/10	@ VANCOUVER	2-6 L	3-12-1
17	11/12	EDMONTON	3-4 L	3-13-1
18	11/14	VANCOUVER	2-5 L	3-14-1
19	11/17	LOS ANGELES	6-0 W	4-14-1
20	11/19	TORONTO	0-2 L	4-15-1
21	11/21	CHICAGO	1-2 L	4-16-1
22	11/25	@ CALGARY	4-3 W*	5-16-1
23	11/27	@ WINNIPEG	2-3 L*	5-17-1
24	11/28	@ MINNESOTA	3-10 L	5-18-1
25	12/1	EDMONTON	1-3 L	5-19-1
26	12/3	HARTFORD	5-7 L	5-20-1
27	12/5	PITTSBURGH	4-9 L	5-21-1
28	12/9	@ VANCOUVER	3-8 L	5-22-1
29	12/10	ST. LOUIS	2-3 L	5-23-1
30	12/12	QUEBEC	7-8 L*	5-24-1
31	12/16	TAMPA BAY	4-5 L*	5-25-1
32	12/18	@ VANCOUVER	1-8 L	5-26-1
33	12/19	VANCOUVER	3-6 L	5-27-1
34	12/21	@ WINNIPEG	4-5 L	5-28-1
35	12/23	@ EDMONTON	2-4 L	5-29-1
36	12/26	LOS ANGELES	7-2 W	6-29-1
37	12/29	@ VANCOUVER	5-7 L	6-30-1
38	12/30	PHILADELPHIA	2-6 L	6-31-1
39	1/2	VANCOUVER	2-2 T	6-31-2
40	1/4	@ MONTREAL (@SAC)	1-4 L	6-32-2
41	1/5	MONTREAL	1-2 L	6-33-2
42	1/8	@ TORONTO	1-5 L	6-34-2
43	1/10	@ OTTAWA	2-3 L	6-35-2
44	1/12	@ WINNIPEG	1-4 L	6-36-2
45	1/15	@ DETROIT	3-6 L	6-37-2
46	1/16	@ QUEBEC	1-4 L	6-38-2
47	1/18	@ BOSTON	3-4 L	6-39-2
48	1/21	@ HARTFORD	2-4 L	6-40-2
49	1/23	@ TAMPA BAY	1-5 L	6-41-2
50	1/26	@ LOS ANGELES	1-7 L	6-42-2
51	1/29	CHICAGO	2-4 L	6-43-2
52	1/30	CALGARY	4-5 L	6-44-2
53	2/1	TAMPA BAY	4-5 L	6-45-2
54	2/3	MINNESOTA	3-7 L	6-46-2
55	2/10	@ CALGARY	1-13 L	6-47-2
56	2/12	@ EDMONTON	0-6 L	6-48-2
57	2/14	@ WINNIPEG	3-2 W	7-48-2
58	2/16	WASHINGTON	3-4 L	7-49-2
59	2/18	WINNIPEG	5-3 W	8-49-2
60	2/20	N.Y. RANGERS	4-6 L	8-50-2
61	2/22	N.Y. (@SAC)	0-4 L	8-51-2
62	2/23	CALGARY	3-6 L	8-52-2
63	2/25	TORONTO	0-5 L	8-53-2
64	2/27	@ CALGARY	4-5 L	8-54-2
65	2/28	@ EDMONTON	1-4 L	8-55-2
66	3/2	OTTAWA	3-2 W	9-55-2
67	3/7	EDMONTON	6-3 W	10-55-2
68	3/9	@ MINNESOTA	2-4 L	10-56-2
69	3/11	@ ST. LOUIS	2-5 L	10-57-2
70	3/14	DETROIT	1-4 L	10-58-2
71	3/16	N.Y. ISLANDERS	0-6 L	10-59-2
72	3/19	@ N.Y. RANGERS	1-8 L	10-60-2
73	3/21	@ WASHINGTON	3-5 L	10-61-2
74	3/23	@ PITTSBURGH	2-7 L	10-62-2
75	3/25	@ PHILADELPHIA	2-5 L	10-63-2
76	3/27	@ N.Y. ISLANDERS	3-7 L	10-64-2
77	3/29	@ NEW JERSEY	0-5 L	10-65-2
78	4/1	WINNIPEG	5-9 L	10-66-2
79	4/3	CALGARY	2-3 L*	10-67-2
80	4/4	CALGARY	3-4 L	10-68-2
81	4/6	EDMONTON	5-2 W	11-68-2
82	4/8	@ LOS ANGELES	1-2 L	11-69-2
83	4/10	LOS ANGELES	2-3 L*	11-70-2
84	4/15	@ CALGARY	3-7 L	11-71-2

* — OVERTIME



1991-92 SEASON REVIEW

SEASON HIGHLIGHTS

- **Sharks** record first-ever franchise victory in a 4-3 decision vs. Calgary on Oct. 8. **C Kelly Kisio** scored game-winner.
- **Sharks** record first road victory on Nov. 30 with 2-1 win at Calgary.
- **D Doug Wilson** becomes first Sharks player to represent San Jose in an NHL All-Star Game on Jan. 18.
- **Sharks** inaugural season interrupted from April 1-11 by first League-wide players strike.
- **The Kansas City Blades**, the **Sharks** International Hockey League development affiliate, capture the Turner Cup (IHL Championship) after recording professional hockey's best record in 1991-92 (56-22-4).

MAJOR TRANSACTIONS

- Acquired **D Doug Wilson** from Chicago in exchange for **D Kerry Toporowski** and a second round selection in 1992 NHL Entry Draft on Sept. 6, 1991.
- Acquired **C Dean Evason** from Hartford in exchange for **D Dan Keczer** on Oct. 2, 1991.
- Acquired **LW Johan Garpenlov** from Detroit in exchange for **D Bob McGill** and eighth round selection in 1992 NHL Entry Draft (acquired earlier from Vancouver), March 10, 1992.

SMYTHE DIVISION

	GP	W	L	T	GF	GA	PTS
VANCOUVER	80	42	26	12	285	250	96
LOS ANGELES	80	35	31	14	287	296	84
EDMONTON	80	36	34	10	295	297	82
WINNIPEG	80	33	32	15	251	244	81
CALGARY	80	31	37	12	296	305	74
SAN JOSE	80	17	58	5	219	359	39

FINAL STATISTICS

P	NO	PLAYER	GP	G	A	PTS	PIM
R	17	*PAT FALLOON	79	25	34	59	16
L	19	BRIAN MULLEN	72	18	28	46	66
L	15	DAVID BRUCE	60	22	16	38	46
C	9	BRIAN LAWTON	59	15	22	37	42
C	11	KELLY KISIO	48	11	26	37	54
D	24	DOUG WILSON	44	9	19	28	26
D	3	*DAVID WILLIAMS	56	3	25	28	40
C	8	DEAN EVASON	74	11	15	26	99
R	7	WAYNE PRESLEY	47	8	14	22	76
C	16	PERRY BEREZAN	66	12	7	19	30
C	47	*MIKE SULLIVAN	64	8	11	19	15
D	5	NEIL WILKINSON	60	4	15	19	107
L	18	DAVE SNUGGERUD	(BUF)	55	3	15	18
		(SJ)	11	0	1	1	4
		(TOTAL)	66	3	16	19	40
D	4	*JAY MORE	46	4	13	17	85
L	14	STEVE BOZEK	58	8	8	16	27
C	33	*DALE CRAIGWELL	32	5	11	16	8
D	38	*PAT MACLEOD	37	5	11	16	4
L	22	PAUL FENTON	60	11	4	15	33
L	6	KEN HAMMOND	46	5	1	15	82
C	10	TONY HRKAC	22	2	10	12	4
L	10	JOHAN GARPENLOV	(DET)	16	1	1	2
		(SJ)	12	5	6	11	4
		(TOTAL)	28	6	7	13	8
D	23	*LINK GAETZ	48	6	6	12	326
L	27	PERRY ANDERSON	48	4	8	12	143
R	36	*JEFF ODGERS	61	7	4	11	217
D	2	ROB ZETTLER	74	1	8	9	99
L	37	DON BARBER	(WPG)	11	0	3	3
		(QUE)	2	0	0	0	0
		(SJ)	12	1	3	4	2
		(TOTAL)	25	1	6	7	6
L	28	*J.F. QUINTIN	8	3	0	3	0
D	25	BOB MCGILL	62	3	1	4	70
C	43	*RAY WHITNEY	2	0	3	3	0
L	21	CRAIG COXE	10	2	0	2	19
D	13	*RICK LESSARD	8	0	2	2	16
G	30	JEFF HACKETT	42	0	2	2	8
L	22	MIKE MCHUGH	8	1	0	1	14
C	16	MARK PAVELICH	2	0	1	1	4
L	44	KEVIN EVANS	5	0	1	1	25
G	32	*ARTURS IRBE	13	0	1	1	0
D	34	*MICHAEL COLMAN	15	0	1	1	32
G	35	JARMO MYLLYS	27	0	1	1	2
R	26	*PETER LAPPIN	1	0	0	0	0
R	40	MIKHAIL KRAVETS	1	0	0	0	0
G	31	*WADE FLAHERTY	3	0	0	0	0
L	20	JOHN CARTER	4	0	0	0	0
R	39	*ED COURTENAY	5	0	0	0	0
G	1	BRIAN HAYWARD	7	0	0	0	14
D	45	*CLAUDIO SCREMIN	13	0	0	0	25

GOALTENDERS

NO	GOALTENDER	GP	MINS	AVG	W	L	T	SO	GA
30	JEFF HACKETT	42	2314	3.84	11	27	1	0	148
31	*WADE FLAHERTY	3	178	4.38	0	3	0	0	13
32	*ARTURS IRBE	13	645	4.47	2	6	3	0	48
1	BRIAN HAYWARD	7	305	4.92	1	4	0	0	25
35	JARMO MYLLYS	27	1374	5.02	3	18	1	0	115
TOTALS		80	4829	4.46	17	58	5	0	359

* — ROOKIE

GAME-BY-GAME RESULTS

GA	DATE	OPPONENT	RESULT	RECORD
1	10/4	@VANCOUVER	3-4 L	0-1-0
2	10/5	VANCOUVER	2-5 L	0-2-0
310/8	10/10	CALGARY	4-3 W	1-2-0
4	10/10	WINNIPEG	4-5 L	1-3-0
5	10/12	@ST. LOUIS	3-6 L	1-4-0
6	10/13	@CHICAGO	3-7 L	1-5-0
7	10/16	@LOS ANGELES	5-8 L	1-6-0
8	10/17	MINNESOTA	2-8 L	1-7-0
9	10/19	BOSTON	1-4 L	1-8-0
10	10/23	@HARTFORD	0-3 L	1-9-0
11	10/25	@BUFFALO	1-3 L	1-10-0
12	10/26	@NEW JERSEY	0-9 L	1-11-0
13	10/29	@N.Y. ISLANDERS	4-8 L	1-12-0
14	10/31	@PHILADELPHIA	2-5 L	1-13-0
15	11/2	@QUEBEC	3-6 L	1-14-0
16	11/4	@TORONTO	1-4 L	1-15-0
17	11/8	EDMONTON	6-2 W	2-15-0
18	11/9	N.Y. ISLANDERS	4-3 W	3-15-0
19	11/12	BUFFALO	1-7 L	3-16-0
20	11/14	DETROIT	3-3 T	3-16-1
21	11/16	@VANCOUVER	0-1 L	3-17-1
22	11/19	LOS ANGELES	2-3 L*	3-18-1
23	11/22	TORONTO	1-3 L	3-19-1
24	11/23	@LOS ANGELES	4-6 L	3-20-1
25	11/26	VANCOUVER	4-1 W	4-20-1
26	11/29	@EDMONTON	4-4 T	4-20-2
27	11/30	@CALGARY	2-1 W	5-20-2
28	12/3	LOS ANGELES	3-2 W*	6-20-2
29	12/5	PITTSBURGH	0-8 L	6-21-2
30	12/8	@EDMONTON	1-3 L	6-22-2
31	12/10	WINNIPEG	3-3 T	6-22-3
32	12/12	EDMONTON	6-3 W	7-22-3
33	12/14	MINNESOTA	2-3 L	7-23-3
34	12/16	@ N.Y. RANGERS	3-4 L*	7-24-3
35	12/17	@ PITTSBURGH	2-10 L	7-25-3
36	12/19	@ ST. LOUIS	0-4 L	7-26-3
37	12/21	QUEBEC	4-1 W	8-26-3
38	12/26	@LOS ANGELES	3-5 L	8-27-3
39	12/28	VANCOUVER	2-3 L	8-28-3
40	1/3	PHILADELPHIA	3-1 W	9-28-3
41	1/4	MONTREAL	0-1 L*	9-29-3
42	1/7	@VANCOUVER	1-4 L	9-30-3
43	1/8	@CALGARY	3-10 L	9-31-3
44	1/11	@MINNESOTA	4-7 L	9-32-3
45	1/12	@WINNIPEG	4-3 W	10-32-3
46	1/14	@LOS ANGELES	3-3 T	10-32-4
47	1/21	@ EDMONTON	2-9 L	10-33-4
48	1/24	CALGARY	2-3 L	10-34-4
49	1/25	EDMONTON	5-2 W	11-34-4
50	1/28	N.Y. RANGERS	2-4 L	11-35-4
51	1/30	ST. LOUIS	2-4 L	11-36-4
52	2/2	@WINNIPEG	0-6 L	11-37-4
53	2/4	HARTFORD	6-5 W	12-37-4
54	2/5	CHICAGO	5-2 W	13-37-4
55	2/9	@WASHINGTON	2-6 L	13-38-4
56	2/12	@MONTREAL	1-6 L	13-39-4
57	2/14	@BUFFALO	6-7 L	13-40-4
58	2/15	@DETROIT	1-1 L	13-41-4
59	2/18	WASHINGTON	2-4 L	13-42-4
60	2/21	VANCOUVER	3-5 L	13-43-4
61	2/23	CALGARY	2-4 L	13-44-4
62	2/26	QUEBEC	7-4 W	14-44-4
63	2/28	MONTREAL	3-3 T	14-44-5
64	3/1	PHILADELPHIA	0-1 L	14-45-5
65	3/4	LOS ANGELES	3-4 L	14-46-5
66	3/6	PITTSBURGH	3-7 L	14-47-5
67	3/8	TORONTO	4-1 W	15-47-5
68	3/10	@ CHICAGO	1-5 L	15-48-5
69	3/11	@ WINNIPEG	0-3 L	15-49-5
70	3/14	NEW JERSEY	3-2 W	16-49-5
71	3/17	DETROIT	4-5 L	16-50-5
72	3/19	@ CALGARY	1-3 L	16-51-5
73	3/21	@ HARTFORD	5-4 W	17-51-5
74	3/23	@ BOSTON	6-7 L	17-52-5
75	3/24	@ NEW JERSEY	3-4 L	17-53-5
76	3/26	@ N.Y. ISLANDERS	4-7 L	17-54-5
77	3/29	@ WINNIPEG	5-6 L	17-55-5

PLAY SUSPENDED 4/1 THRU 4/11 BECAUSE OF NHL PLAYERS' ASSOCIATION STRIKE

78	4/12	@ EDMONTON	4-6 L	17-56-5
79	4/15	CALGARY	3-4 L	17-57-5
80	4/16	WINNIPEG	3-5 L	17-58-5

* — OVERTIME





@SANJOSESHARKS | SJSHARKS.COM

PLAYOFFS



STANLEY CUP
FINAL





2016 NHL PLAYOFF SUMMARY

FIRST ROUND

EASTERN CONFERENCE

Washington defeated Philadelphia, 4-2

Pittsburgh defeated NY Rangers, 4-1

Tampa Bay defeated Detroit, 4-1

NY Islanders defeated Florida, 4-2

WESTERN CONFERENCE

San Jose defeated Los Angeles, 4-1

Nashville defeated Anaheim, 4-3

Dallas defeated Minnesota, 4-2

St. Louis defeated Chicago, 4-3

SECOND ROUND

EASTERN CONFERENCE

Tampa Bay defeated NY Islanders, 4-1

Pittsburgh defeated Washington, 4-2

WESTERN CONFERENCE

San Jose defeated Nashville, 4-3

St. Louis defeated Dallas, 4-3

CONFERENCE FINALS

EASTERN CONFERENCE

Pittsburgh defeated Tampa Bay, 4-3

WESTERN CONFERENCE

San Jose defeated St. Louis, 4-2

STANLEY CUP FINAL

Pittsburgh defeated San Jose, 4-2





ALL-TIME SHARKS PLAYOFF SCORING

PLAYERS CURRENTLY ON SHARKS ROSTER IN **BOLD**

RNK	POS	NO	PLAYER	GP	G	A	PTS	+/-	PIM	PP	SH	GW	OT	S	PCTG
1	C	12,14	Patrick Marleau	171	65	51	116	-7	75	22	4	16	4	445	14.61
2	C	19	Joe Thornton	121	21	82	103	-15	85	7	0	6	1	265	7.92
3	C	8	Joe Pavelski	105	40	39	79	4	36	17	0	11	3	341	11.73
4	C	39	Logan Couture	80	28	38	66	1	21	10	0	6	1	217	12.90
5	D	22	Dan Boyle	62	11	37	48	-13	38	5	0	2	0	184	5.98
6	L	29	Ryane Clowe	68	18	27	45	-3	97	5	0	1	0	157	11.46
7	C	25	Vincent Damphousse	53	15	23	38	-6	68	5	3	3	0	119	12.61
8	R	14	Jonathan Cheechoo	58	16	19	35	8	32	3	0	3	0	158	10.13
9	R	88	Brent Burns	47	12	21	33	7	47	6	0	0	0	154	7.79
10	C	18	Mike Ricci	59	14	19	33	8	26	4	0	2	0	77	18.18
11	C	7	Igor Larionov	25	6	21	27	-5	12	0	0	0	0	46	13.04
12	R	11	Owen Nolan	40	15	12	27	-10	54	4	2	5	0	146	10.27
13	D	44	Marc-Edouard Vlasic	108	3	23	26	15	30	1	0	0	0	121	2.48
14	R	16	Devin Setoguchi	48	14	10	24	-7	22	4	0	3	3	152	9.21
15	D	2,40	Mike Rathje	71	9	14	23	-14	45	7	0	0	0	61	14.75
16	R	15	Dany Heatley	32	5	17	22	-9	28	1	0	0	0	92	5.43
17	D	43,22, 27	Scott Hannan	76	1	18	19	11	83	1	0	1	0	91	1.10
18	R	22	Ulf Dahlen	25	11	6	17	-16	0	6	0	2	1	55	20.00
19	R	24	Sergei Makarov	25	11	5	16		8	3	0	2	0	34	32.35
20	C	48	Tomas Hertl	27	8	8	16	5	6	2	0	1	0	69	11.59
21	R	9	Milan Michalek	39	10	6	16	9	18	3	0	2	0	93	10.75
22	D	6	Sandis Ozolinsh	25	3	12	15	-10	14	1	0	0	0	38	7.89
23	C/L	39,19	Jeff Friesen	34	5	10	15	-15	30	1	0	0	0	72	6.94
24	D	5,8	Jeff Norton	38	1	14	15	4	39	0	0	0	0	41	2.44
25	D	10,44	Christian Ehrhoff	38	2	13	15	2	40	1	0	1	0	68	2.94
26	C/L	19	Marco Sturm	38	6	9	15	-4	12	0	0	1	0	72	8.33
27	L	17	Scott Thornton	41	10	5	15	4	42	0	0	1	0	76	13.16
28	L/R	15,94	Alexander Korolyuk	34	6	8	14	-2	18	2	0	2	0	62	9.68
29	D	7	Brad Stuart	64	4	10	14	-10	29	1	0	0	0	70	5.71
30	R	42	Joel Ward	24	7	6	13	2	16	1	0	1	0	35	20.00
31	D	41	Tom Pederson	24	1	11	12	-20	10	0	1	0	0	48	2.08
32	R	27	Joonas Donskoi	24	6	6	12	0	4	0	0	2	1	35	17.14
33	L/C	14	Ray Whitney	25	4	8	12	-7	10	0	0	1	1	31	12.90
34	R	24	Niklas Sundstrom	30	1	11	12	1	10	0	0	0	0	31	3.23
35	D	52	Craig Rivet	24	2	9	11	-3	34	1	0	0	0	38	5.26
36	D	20	Gary Suter	25	2	9	11	-4	20	1	0	1	0	55	3.64
37	C	17	Torrey Mitchell	55	2	9	11	-8	30	1	0	0	0	86	2.33
38	L	10	Johan Garpenlov	14	4	6	10	0	6	0	0	2	0	23	17.39
39	C	27	Todd Elik	14	5	5	10	-5	12	1	0	0	0	45	11.11
40	R	8	Teemu Selanne	18	5	5	10		4	2	0	1	0	40	12.50
41	R	37, 32	Stephane Matteau	35	2	8	10	-2	16	0	0	0	0	33	6.06
42	D	4	Kyle McLaren	43	0	10	10	-3	30	0	0	0	0	26	0.00
43	D	61	Justin Braun	48	3	7	10	4	28	0	0	1	0	59	5.08
44	D	41, 3	Douglas Murray	57	2	8	10	-10	46	0	0	0	0	64	3.13
45	R	23	Nicholas Dimitrakos	15	1	8	9	2	8	0	0	1	1	22	4.55
46	D	9	Ian White	17	1	8	9	3	8	1	0	0	0	40	2.50
47	C	50	Chris Tierney	24	5	4	9	8	6	0	0	0	0	15	33.33
48	C	13	Jamie Baker	25	5	4	9	-8	42	0	0	2	0	33	15.15
49	D	25	Matthew Carle	33	2	7	9	4	8	1	0	1	0	32	6.25
50	D	60, 5	Jason Demers	39	3	6	9	-6	32	1	0	0	0	44	6.82
51	D	10,33	Marcus Ragnarsson	41	1	8	9	0	40	0	0	0	0	37	2.70
52	D	42	Tom Preissing	22	1	7	8	0	4	0	0	0	0	25	4.00
53	L	83	Matt Nieto	23	3	5	8	5	8	0	0	0	0	29	10.34

ALL-TIME SHARKS PLAYOFF SCORING

RNK	POS	NO	PLAYER	GP	G	A	PTS	+/-	PIM	PP	SH	GW	OT	S	PCTG
54	C	68	Melker Karlsson	24	5	3	8	3	10	0	0	1	0	25	20.00
55	C	57,11	Marcel Goc	37	3	5	8	3	8	0	0	1	0	38	7.89
56	C	57	Tommy Wingels	45	2	6	8	4	38	0	0	1	0	59	3.39
57	C	15	Craig Janney	11	3	4	7	-13	4	0	0	1	0	17	17.65
58	D	51	Brian Campbell	13	1	6	7	3	4	0	0	0	0	22	4.55
59	R	20	Kyle Wellwood	18	1	6	7	6	0	0	0	0	0	18	5.56
60	R	26	Steve Bernier	22	1	6	7	6	10	1	0	1	0	29	3.45
61	R	17	Pat Falloon	25	4	3	7	-8	6	0	0	0	0	32	12.50
62	L	28	Nils Ekman	27	2	5	7	-4	16	1	0	0	0	53	3.77
63	C	34	Patrick Rissmiller	30	3	4	7		10	0	0	1	1	42	7.14
64	D	2	Bill Houlder	12	4	2	6	2	6	3	0	0	0	16	25.00
65	R	27	Jeremy Roenick	18	2	4	6		14	1	0	0	0	31	6.45
66	L	15	James Sheppard	18	2	4	6	2	10	0	0	0	0	21	9.52
67	D	4	Rob Blake	21	2	4	6	-5	14	0	0	0	0	64	3.13
68	D	4	Jay More	24	0	6	6	-4	38	0	0	0	0	16	0.00
69	D	27	Bryan Marchment	40	3	3	6	5	38	0	0	0	0	49	6.12
70	R/C	13,9	Todd Harvey	46	2	4	6	-2	30	1	0	0	0	35	5.71
71	C	9	Bernie Nicholls	6	0	5	5	-2	8	0	0	0	0	6	0.00
72	R	15	John MacLean	6	2	3	5	1	4	1	0	0	0	18	11.11
73	R	17	Joe Murphy	12	1	4	5		24	1	0	0	0	31	3.23
74	L	11	Gaetan Duchesne	14	1	4	5	-2	12	0	0	0	0	17	5.88
75	L	12	Bob Errey	14	3	2	5	-3	10	1	0	0	0	12	25.00
76	D	7	Paul Martin	24	0	5	5	8	6	0	0	0	0	17	0.00
77	R	25	Mike Grier	30	2	3	5	-3	35	0	0	0	0	61	3.28
78	L	9	Adam Graves	12	3	1	4	-2	6	0	0	2	0	15	20.00
79	L	13	Raffi Torres	12	3	1	4	2	20	0	0	2	1	18	16.67
80	C	10	Alyn McCauley	17	2	2	4	0	6	0	0	0	0	15	13.33
81	R	21	Tony Granato	23	2	2	4	0	20	0	0	0	0	27	7.41
82	D	7	Niclas Wallin	24	1	3	4		12	0	0	1	0	26	3.85
83	C	16	Mark Smith	24	4	0	4	4	21	1	0	1	0	33	12.12
84	C	69, 10	Andrew Desjardins	26	2	2	4	3	43	0	0	0	0	21	9.52
85	C	37	Curtis Brown	35	0	4	4	-6	24	0	0	0	0	38	0.00
86	L	9	Martin Havlat	7	2	1	3		8	1	0	1	1	16	12.50
87	C	15	Wayne Primeau	17	1	2	3	-7	4	0	0	0	0	28	3.57
88	L	15,26	Dave Lowry	19	1	2	3	0	24	0	0	0	0	10	10.00
89	D	26,44	Vlastimil Kroupa	20	1	2	3	-11	25	0	0	1	0	9	11.11
90	C	12	Ron Sutter	24	1	2	3	-2	28	0	0	0	0	28	3.57
91	R	18	Mike Brown	6	1	1	2	1	26	0	0	0	0	4	25.00
92	D	5	Rob Davison	6	0	2	2	0	4	0	0	0	0	3	0.00
93	C/L	22	Murray Craven	6	1	1	2	-2	0	0	0	0	0	6	16.67
94	R	13	Bill Guerin	9	0	2	2	-3	12	0	0	0	0	22	0.00
95	C	23	Scott Gomez	9	0	2	2	0	6	0	0	0	0	12	0.00
96	L	15	Ville Nieminen	11	0	2	2		24	0	0	0	0	18	0.00
97	D	2	Jim Kyte	11	0	2	2		14	0	0	0	0	8	0.00
98	L/R	18	Chris Tancill	11	1	1	2	-7	8	0	0	0	0	16	6.25
99	D	52	Matt Irwin	13	1	1	2	-5	4	0	0	0	0	22	4.55
100	C	37	TJ Galiardi	14	1	1	2	0	12	0	0	1	0	20	5.00
101	R	37	Rob Gaudreau	14	2	0	2		0	1	1	0	0	14	14.29
102	C	9	Dainius Zubrus	14	1	1	2	1	6	0	0	0	0	11	9.09
103	R	36	Jeff Odgers	22	1	1	2	-2	34	0	0	0	0	11	9.09
104	D	4	Brenden Dillon	24	0	2	2	-5	11	0	0	0	0	19	0.00
105	C	21	Scott Nichol	30	1	1	2	-8	43	0	0	0	0	29	3.45
106	G	35,20	Evgeni Nabokov	80	0	2	2	0	6	0	0	0	0	0	0.00
107	D	5	Colin White	3	1	0	1	0	0	0	0	0	0	1	100.00
108	R	41	Jed Ortmeyer	4	0	1	1		0	0	0	0	0	2	0.00



ALL-TIME SHARKS PLAYOFF SCORING

PLAYOFFS



Mike Vernon

RNK	POS	NO	PLAYER	GP	G	A	PTS	+/-	PIM	PP	SH	GW	OT	S	PCTG
109	R	34	Daniel Winnik	5	0	1	1	1	6	0	0	0	0	3	0.00
110	D	20	Andrei Zyuzin	6	1	0	1	-2	14	0	0	1	1	6	16.67
111	D	43	Al Iafrate	6	1	0	1	-4	10	1	0	0	0	10	10.00
112	R	42	Shean Donovan	7	0	1	1	-3	6	0	0	0	0	7	0.00
113	R	36	Dwight Helminen	7	1	0	1	0	4	0	0	0	0	5	20.00
114	R	78	Benn Ferriero	8	1	0	1	0	6	0	0	1	1	3	33.33
115	R	22	Ronnie Stern	9	1	0	1	-3	17	0	0	0	0	14	7.14
116	L	55	Ben Eager	10	1	0	1	-2	41	0	0	0	0	11	9.09
117	D	6	Josh Gorges	11	0	1	1		4	0	0	0	0	6	0.00
118	G	29	Mike Vernon	11	0	1	1	0	0	0	0	0	0	0	0.00
119	C	27	Manny Malhotra	15	1	0	1		0	1	0	0	0	37	2.70
120	D	6	Jason Marshall	17	0	1	1	1	25	0	0	0	0	13	0.00
121	D	40	Kent Huskins	20	0	1	1	-4	8	0	0	0	0	5	0.00
122	L	64	Jamie McGinn	22	0	1	1	1	38	0	0	0	0	14	0.00
123	D	44	Shawn Cronin	23	1	0	1	-2	25	0	0	0	0	6	16.67
124	C	16	Nick Spaling	24	0	1	1	1	6	0	0	0	0	15	0.00
125	G	31	Antti Niemi	40	0	1	1	0	0	0	0	0	0	0	0.00
126	R	32	Claude Lemieux	1	0	0	0	0	0	0	0	0	0	1	0.00
127	G	32	Kelly Hrudey	1	0	0	0	0	0	0	0	0	0	0	0.00
128	G	33	Brian Boucher	1	0	0	0	0	0	0	0	0	0	0	0.00
129	G	1	Thomas Greiss	1	0	0	0	0	0	0	0	0	0	0	0.00
130	L	10	Brad Winchester	1	0	0	0	0	0	0	0	0	0	0	0.00
131	G	34	James Reimer	1	0	0	0	0	0	0	0	0	0	0	0.00
132	C	26	Michal Handzus	2	0	0	0	0	0	0	0	0	0	4	0.00
133	D	21	Alexei Semenov	2	0	0	0	0	2	0	0	0	0	3	0.00
134	D	23	Shawn Heins	2	0	0	0		0	0	0	0	0	2	0.00
135	G	29	Jim Waite	2	0	0	0	0	0	0	0	0	0	0	0.00
136	D	21	Jim Fahey	2	0	0	0	0	0	0	0	0	0	0	0.00
137	G	30	Antero Niittymaki	2	0	0	0	0	0	0	0	0	0	0	0.00
138	G	32	Alex Stalock	3	0	0	0	0	0	0	0	0	0	0	0.00
139	C	18	Dominic Moore	3	0	0	0		5	0	0	0	0	5	0.00
140	C	46	Tim Kennedy	3	0	0	0	0	2	0	0	0	0	0	0.00
141	L	39	Tomas Plihal	4	0	0	0	1	0	0	0	0	0	9	0.00
142	L	7	Mark Bell	4	0	0	0	-2	2	0	0	0	0	2	0.00
143	D	5	Jeff Jillson	4	0	0	0	0	0	0	0	0	0	2	0.00

ALL-TIME SHARKS PLAYOFF SCORING

RNK	POS	NO	PLAYER	GP	G	A	PTS	+/-	PIM	PP	SH	GW	OT	S	PCTG
144	G	37,34	Miikka Kiprusoff	4	0	0	0	0	0	0	0	0	0	0	0.00
145	C	37	Grant Stevenson	5	0	0	0	-1	4	0	0	0	0	6	0.00
146	L/R	8,12	Kevin Miller	6	0	0	0	-3	2	0	0	0	0	7	0.00
147	D	37	Brad Lukowich	6	0	0	0	1	0	0	0	0	0	6	0.00
148	L	12	Bill Lindsay	6	0	0	0	0	16	0	0	0	0	4	0.00
149	L	28	Shawn Burr	6	0	0	0	-1	8	0	0	0	0	4	0.00
150	D	3	Bob Rouse	6	0	0	0	-1	6	0	0	0	0	4	0.00
151	L	24	Travis Moen	6	0	0	0	-4	2	0	0	0	0	4	0.00
152	L	62,23	Andrei Nazarov	6	0	0	0	0	9	0	0	0	0	3	0.00
153	C	37	Adam Burish	6	0	0	0	0	4	0	0	0	0	9	0.00
154	L	45	Jody Shelley	7	0	0	0	-1	2	0	0	0	0	1	0.00
155	G	31	Wade Flaherty	7	0	0	0	0	0	0	0	0	0	0	0.00
156	L	38	Bracken Kearns	7	0	0	0	-1	2	0	0	0	0	4	0.00
157	R	28	Matt Bradley	10	0	0	0	0	0	0	0	0	0	4	0.00
158	G	35	Vesa Toskala	11	0	0	0	0	0	0	0	0	0	0	0.00
159	R	10	Jamal Mayers	12	0	0	0	-3	12	0	0	0	0	5	0.00
160	G	31	Steve Shields	13	0	0	0	0	0	0	0	0	0	0	0.00
161	G	32	Arturs Irbe	20	0	0	0	0	16	0	0	0	0	0	0.00
162	D	46	Roman Polak	24	0	0	0	-5	15	0	0	0	0	24	0.00
163	G	31	Martin Jones	24	0	0	0	0	0	0	0	0	0	0	0.00

ALL-TIME SHARKS PLAYOFF GOALTENDING

NO.	GOALTENDER	GPI	MINS	AVG	W	L	EN	SO	GA	SA	SPCT.	G	A	PIM
33	Brian Boucher	1	2	0.00	0	0	1	0	0	0	.000	0	0	0
30	Antero Niittymäki	2	91	0.66	1	0	0	0	1	30	0.967	0	0	0
34	Miikka Kiprusoff	4	157	1.91	1	1	1	0	5	81	0.938	0	0	0
32	Alex Stalock	3	117	2.05	0	1	1	0	4	56	0.929	0	0	0
34	James Reimer	1	29	2.07	0	0	1	0	1	7	0.857	0	0	0
31	Martin Jones	24	1473	2.16	14	10	1	3	53	684	0.923	0	0	0
35, 20	Evgeni Nabokov	80	4820	2.29	40	38	6	7	184	2118	0.913	0	2	6
29	Mike Vernon	11	669	2.42	4	7	1	1	27	310	0.913	0	1	0
35	Vesa Toskala	11	686	2.45	6	5	0	1	28	311	0.910	0	0	0
31	Antti Niemi	40	2340	2.79	19	20	5	0	109	1151	0.905	0	1	0
32	Kelly Hrudey	1	20	3.00	0	0	0	0	1	6	0.833	0	0	0
1	Thomas Greiss	1	40	3.00	0	0	0	0	2	28	0.929	0	0	0
31	Steve Shields	13	756	3.33	5	8	1	0	42	359	0.883	0	0	0
32	Arturs Irbe	20	1122	4.12	9	11	1	0	77	583	0.868	0	0	16
29	Jim Waite	2	40	4.50	0	0	0	0	3	17	0.824	0	0	0
31	Wade Flaherty	7	377	4.93	2	3	0	0	31	221	0.860	0	0	0



ALL-TIME SHARKS PLAYOFF LEADERS

PLAYERS CURRENTLY ON SHARKS ROSTER IN **BOLD**

GAMES PLAYED

RNK	PLAYER	GP
1	Patrick Marleau	171
2	Joe Thornton	121
3	Marc-Edouard Vlasic	108
4	Joe Pavelski	105
5	Logan Couture	80
	Evgeni Nabokov	80
7	Scott Hannan	76
8	Mike Rathje	71
9	Ryane Clowe	68
10	Brad Stuart	64

GOALS

RNK	PLAYER	G
1	Patrick Marleau	65
2	Joe Pavelski	40
3	Logan Couture	28
4	Joe Thornton	21
5	Ryane Clowe	18
6	Jonathan Cheechoo	16
7	Vincent Damphousse	15
	Owen Nolan	15
9	Mike Ricci	14
	Devin Setoguchi	14

ASSISTS

RNK	PLAYER	A
1	Joe Thornton	82
2	Patrick Marleau	51
3	Joe Pavelski	39
4	Logan Couture	38
5	Dan Boyle	37
6	Ryane Clowe	27
7	Vincent Damphousse	23
	Marc-Edouard Vlasic	23
9	Brent Burns	21
	Igor Larionov	21

POINTS

RNK	PLAYER	PTS
1	Patrick Marleau	116
2	Joe Thornton	103
3	Joe Pavelski	79
4	Logan Couture	66
5	Dan Boyle	48
6	Ryane Clowe	45
7	Vincent Damphousse	38

8	Jonathan Cheechoo	35
9	Brent Burns	33
	Mike Ricci	33

PLUS/MINUS

RNK	PLAYER	+/-
1	Marc-Edouard Vlasic	15
2	Scott Hannan	11
3	Milan Michalek	9
4	Jonathan Cheechoo	8
	Mike Ricci	8
	Chris Tierney	8
	Paul Martin	8
8	Brent Burns	7
9	Kyle Wellwood	6
	Steve Bernier	6

PENALTY MINUTES

RNK	PLAYER	PIM
1	Ryane Clowe	97
2	Joe Thornton	85
3	Scott Hannan	83
4	Patrick Marleau	75
5	Vincent Damphousse	68
6	Owen Nolan	54
7	Brent Burns	47
8	Douglas Murray	46
9	Mike Rathje	45
10	Andrew Desjardins	43
	Scott Nichol	43

POWER-PLAY GOALS

RNK	PLAYER	PP
1	Patrick Marleau	22
2	Joe Pavelski	17
3	Logan Couture	10
4	Joe Thornton	7
	Mike Rathje	7
6	Brent Burns	6
	Ulf Dahlen	6
8	Ryane Clowe	5
	Vincent Damphousse	5
	Dan Boyle	5

SHORTHANDED GOALS

RNK	PLAYER	SH
1	Patrick Marleau	4
2	Vincent Damphousse	3
3	Owen Nolan	2
4	Rob Gaudreau	1
	Tom Pederson	1

ALL-TIME SHARKS PLAYOFF LEADERS



GAME-WINNING GOALS

RNK	PLAYER	GW
1	Patrick Marleau	16
2	Joe Pavelski	11
3	Logan Couture	6
	Joe Thornton	6
5	Owen Nolan	5
6	Vincent Damphousse	3
	Devin Setoguchi	3
	Jonathan Cheechoo	3
9	Joonas Donskoi	2
	Ten others tied with	2

SHOTS

RNK	PLAYER	S
1	Patrick Marleau	445
2	Joe Pavelski	341
3	Joe Thornton	265
4	Logan Couture	217
5	Dan Boyle	184
6	Jonathan Cheechoo	158
7	Ryane Clowe	157
8	Brent Burns	154
9	Devin Setoguchi	152
10	Owen Nolan	146

OVERTIME GOALS

RNK	PLAYER	OT
1	Patrick Marleau	4
2	Joe Pavelski	3
	Devin Setoguchi	3
4	Logan Couture	1
	Joe Thornton	1
	Joonas Donskoi	1
	Eight others tied with	1

SHOOTING PERCENTAGE (MIN. 30 SHOTS)

RNK	PLAYER	PCTG
1	Sergei Makarov	32.4
2	Ulf Dahlen	20.0
	Joel Ward	20.0
4	Mike Ricci	18.2
5	Joonas Donskoi	17.1
6	Jamie Baker	15.2
7	Mike Rathje	14.8
8	Patrick Marleau	14.6
9	Scott Thornton	13.2
10	Igor Larionov	13.0



ALL-TIME SHARKS GOALTENDING LEADERS

CURRENT SHARKS ON ROSTER IN **BOLD**



Evgeni Nabokov

PLAYOFFS

GAMES PLAYED

RANK	GOALTENDER	GPI
1	Evgeni Nabokov	80
2	Antti Niemi	40
3	Martin Jones	24
4	Arturs Irbe	20
5	Steve Shields	13
6	Mike Vernon	11
	Vesa Toskala	11
8	Wade Flaherty	7
9	Miikka Kiprusoff	4
10	Alex Stalock	3

GOALS-AGAINST AVERAGE

(MIN. 120 MINUTES)			
RANK	GOALTENDER	MINS	AVG
1	Miikka Kiprusoff	157	1.91
2	Martin Jones	1473	2.16
3	Evgeni Nabokov	4820	2.29
4	Mike Vernon	669	2.42
5	Vesa Toskala	686	2.45
6	Antti Niemi	2340	2.79
7	Steve Shields	756	3.33
8	Arturs Irbe	1122	4.12
9	Wade Flaherty	377	4.93

MINUTES

RANK	GOALTENDER	MINS
1	Evgeni Nabokov	4820
2	Antti Niemi	2340
3	Martin Jones	1473
4	Arturs Irbe	1122
5	Steve Shields	756
6	Vesa Toskala	686
7	Mike Vernon	669
8	Wade Flaherty	377
9	Miikka Kiprusoff	157
10	Alex Stalock	117

WINS

RANK	GOALTENDER	W
1	Evgeni Nabokov	40
2	Antti Niemi	19
3	Martin Jones	14
4	Arturs Irbe	9
5	Vesa Toskala	6
6	Steve Shields	5
7	Mike Vernon	4
8	Wade Flaherty	2
9	Antero Niittymäki	1
10	Miikka Kiprusoff	1



2016-17 SAN JOSE SHARKS MEDIA GUIDE

ALL-TIME SHARKS GOALTENDING LEADERS

CURRENT SHARKS ON ROSTER IN **BOLD**

PLAYOFFS



Arturs Irbe

GOALS ALLOWED

RANK	GOALTENDER	GA
1	Evgeni Nabokov	184
2	Antti Niemi	109
3	Arturs Irbe	77
4	Martin Jones	53
5	Steve Shields	42
6	Wade Flaherty	31
7	Vesa Toskala	28
8	Mike Vernon	27
9	Miikka Kiprusoff	5
10	Alex Stalock	4

SHOTS AGAINST

RANK	GOALTENDER	SA
1	Evgeni Nabokov	2118
2	Antti Niemi	1151
3	Martin Jones	684
4	Arturs Irbe	583
5	Steve Shields	359
6	Vesa Toskala	311
7	Mike Vernon	310
8	Wade Flaherty	221
9	Miikka Kiprusoff	81
10	Alex Stalock	56

EMPTY NET GOALS

RANK	GOALTENDER	EN
1	Evgeni Nabokov	6
2	Antti Niemi	5
3	Martin Jones	1
	Arturs Irbe	1
	Steve Shields	1
	Mike Vernon	1
	Miikka Kiprusoff	1
	Brian Boucher	1
	Alex Stalock	1
	James Reimer	1

SAVE PERCENTAGE

(MIN. 120 MINUTES)		
RANK	GOALTENDER	SPCT.
1	Miikka Kiprusoff	0.938
2	Martin Jones	0.923
3	Evgeni Nabokov	0.913
4	Mike Vernon	0.913
5	Vesa Toskala	0.910
6	Antti Niemi	0.905
7	Steve Shields	0.883
8	Arturs Irbe	0.868
9	Wade Flaherty	0.860

SHUTOUTS

RANK	GOALTENDER	SO
1	Evgeni Nabokov	7
2	Martin Jones	3
3	Mike Vernon	1
	Vesa Toskala	1

ASSISTS

RANK	GOALTENDER	A
1	Evgeni Nabokov	2
2	Mike Vernon	1
	Antti Niemi	1

PENALTY MINUTES

RANK	GOALTENDER	PIM
1	Arturs Irbe	16
2	Evgeni Nabokov	6



SHARKS ALL-TIME PLAYOFF RECORDS



Tommy Wingels

UPDATED THROUGH 2016 PLAYOFFS

GOALS

- MOST GOALS, GAME AT HOME** — 7 (1 time, most recent — 4/20/14 vs. Los Angeles [7-2 W^{OT}])
- MOST GOALS, GAME ON ROAD** — 7, 4/30/99 at Colorado (7-3 W)
- MOST GOALS AGAINST, GAME AT HOME** — 9, 5/11/95 vs. Calgary (2-9 L)
- MOST GOALS AGAINST, GAME ON ROAD** — 8, 5/4/02 at Colorado (2-8 L)
- MOST GOALS, GAME BY BOTH TEAMS AT HOME** — 11 (3 times, most recent — 4/16/10 vs. Colorado [6-5 W^{OT}])
- MOST GOALS, GAME BY BOTH TEAMS ON ROAD** — 11, (4 times, most recent — 4/19/11 at Los Angeles [6-5 W])
- FEWEST GOALS, GAME AT HOME** — 0 (5 times, most recent — 4/26/14 vs. Los Angeles [0-3 L])
- FEWEST GOALS, GAME ON ROAD** — 0 (14 times, most recent—5/23/13 at Los Angeles [0-3 L])
- FEWEST GOALS ALLOWED, GAME AT HOME** — 0 (6 times, most recent—5/19/16 vs. St. Louis [3-0 W])
- FEWEST GOALS ALLOWED, GAME ON ROAD** — 0, (6 times, most recent — 5/17/16 at St. Louis [4-0 W])
- FEWEST GOALS BY BOTH TEAMS, GAME AT HOME** — 1 (2 times, most recent — 4/08/04 vs. St. Louis [1-0 W OT])
- FEWEST GOALS BY BOTH TEAMS, GAME ON ROAD** — 1, (6 times, most recent — 4/11/10 at Colorado [0-1 L OT])
- EARLIEST GOAL FROM START OF GAME, FOR** — :28, 4/14/11 vs. Los Angeles (3-2 W), Dany Heatley
- EARLIEST GOAL FROM START OF 2ND PERIOD, FOR** — :28 (1 time, most recent-4/30/14 vs. Los Angeles [1-5 L], Matt Irwin)
- EARLIEST GOAL FROM START OF 3RD PERIOD, FOR** — :16, 5/23/16 at St. Louis (6-3 W), Joe Pavelski
- EARLIEST GOAL FROM START OF OVERTIME, FOR** — 1:05, 5/2/08 vs. Dallas (3-2 W OT), Joe Pavelski
- EARLIEST GOAL FROM START OF GAME, AGAINST** — :20, 5/11/04 vs. Calgary (1-4 L), Marcus Nilson
- EARLIEST GOAL FROM START OF 2ND PERIOD, AGAINST** — :21, 4/23/00 vs. St. Louis (2-6 L), Scott Young
- EARLIEST GOAL FROM START OF 3RD PERIOD, AGAINST** — :12, 5/14/06 vs. Edmonton (3-6 L), Shawn Horcoff
- EARLIEST GOAL FROM START OF OVERTIME, AGAINST** — :51, 4/18/10 at Colorado (0-1 L^{OT}), Ryan O'Reilly
- FASTEST 2 GOALS, FOR** — :08, 4/30/98 at Dallas (2-3 L); John MacLean, Ron Sutter
- FASTEST 3 GOALS, FOR** — 1:19, 4/29/10 vs. Detroit (4-3 W); Joe Pavelski, Dany Heatley, Devin Setoguchi
- FASTEST 4 GOALS, FOR** — 8:49, 4/22/08 vs. Calgary (5-3 W); Jeremy Roenick, Jeremy Roenick, Joe Pavelski, Devin Setoguchi
- FASTEST 2 GOALS, AGAINST** — :12, 5/04/02 at Colorado (2-8 L); Eric Messier, Dan Hinote
- FASTEST 3 GOALS, AGAINST** — 1:36, 4/28/94 at Detroit (1-7 L); Steve Chiasson, Ray Sheppard, Slava Kozlov
- FASTEST 4 GOALS, AGAINST** — 3:01, 4/28/94 at Detroit (1-7 L); Steve Chiasson, Ray Sheppard, Slava Kozlov, Steve Yzerman



SHARKS ALL-TIME PLAYOFF RECORDS

PLAYOFFS

FASTEST 5 GOALS, AGAINST — 13:10, 5/6/10 at Detroit (1-7 L); Todd Bertuzzi, Johan Franzen (3 consecutive), Valtteri Filppula

FASTEST 6 GOALS, AGAINST — 17:25, 5/6/10 at Detroit (1-7 L); Todd Bertuzzi, Johan Franzen (3 consecutive), Valtteri Filppula, Brian Rafalski

MOST CONSECUTIVE GOALS GAME, FOR — 5, (4 times, most recent, 4/20/14 vs. Los Angeles [7-2 W])

MOST CONSECUTIVE GOALS GAME, AGAINST — 6, (2 times, most recent, 5/6//10 at Detroit [1-7 L])

MOST GOALS FOR, PERIOD AT HOME — 4, 4/20/14 vs. Los Angeles (7-2 W), 3rd period

MOST GOALS FOR, PERIOD ON ROAD — 5, 4/19/11 at Los Angeles (6-5 W), 2nd period

MOST GOALS AGAINST, PERIOD AT HOME — 5, 4/23/00 vs. St. Louis [2-6 L], 2nd period)

MOST GOALS AGAINST, PERIOD ON ROAD — 5, 5/6/10 at Detroit [1-7 L]; 1st period)

WIDEST MARGIN OF VICTORY, HOME — 5, 2 times, most recent, 5/12/16 vs. Nashville (5-0 W)

WIDEST MARGIN OF VICTORY, ROAD — 4, 2 times, most recent, 5/17/16 at St. Louis (4-0 W)

WIDEST MARGIN OF DEFEAT, HOME — 7, 5/11/95 vs. Calgary (2-9 L)

WIDEST MARGIN OF DEFEAT, ROAD — 6 (3 times, most recent — 5/6/10 at Detroit [1-7 L])

POINTS

MOST POINTS, GAME — 19, 4/20/14 at Los Angeles (7-2 W^{OT})

MOST POINTS AGAINST, GAME — 23 (2 times, most recent — 5/11/95 vs. Calgary [2-9 L])

MOST POINTS, GAME BY BOTH TEAMS — 31, 4/19/11 at Los Angeles (6-5 W^{OT}), LA 13, S.J. 18)

FEWEST POINTS, GAME — 0 (17 times, most recent—4/26/14 at Los Angeles [0-3 L])

FEWEST POINTS AGAINST, GAME — 0 (12 times, most recent— 5/19/16 vs. St. Louis [3-0 W])

FEWEST POINTS, GAME BY BOTH TEAMS — 1, 4/18/10 at Colorado [0-1 L^{OT}]; COL 1, S.J. 0

SHOTS

MOST SHOTS, GAME AT HOME — 52, (2 times, most recent — 4/16/10 vs. Colorado [6-5 W^{OT}])

MOST SHOTS, GAME ON ROAD — 62, 5/4/08 at Dallas (1-2 L 4OT)

MOST SHOTS FACED, GAME AT HOME — 49, 5/2/07 vs. Detroit (2-3 L OT)



Logan Couture



SHARKS ALL-TIME PLAYOFF RECORDS

PLAYOFFS



Rob Blake

MOST SHOTS FACED, GAME ON ROAD — 60, 5/19/95 at Calgary (5-4 W 2OT)
MOST SHOTS, GAME BY BOTH TEAMS AT HOME — 89, 5/09/04 vs. Calgary (3-4 L OT); S.J. 52, CGY 37
MOST SHOTS, GAME BY BOTH TEAMS ON ROAD — 117, 5/4/08 at Dallas (1-2 L 4OT); SJ 62, DAL 55
FEWEST SHOTS, GAME AT HOME — 12, 5/25/95 vs. Detroit (2-6 L)
FEWEST SHOTS, GAME ON ROAD — 15, 5/21/95 at Detroit (0-6 L)
FEWEST SHOTS FACED, GAME AT HOME — 13, 5/22/11 vs. Vancouver (2-4 L)
FEWEST SHOTS FACED, GAME ON ROAD — 10, 4/15/08 at Calgary (3-2 W)
FEWEST SHOTS, GAME BY BOTH TEAMS AT HOME — **38, 2 times, most recent, 5/19/16 (3-0 W); SJ 16, STL 22**
FEWEST SHOTS, GAME BY BOTH TEAMS ON ROAD — 37, 4/30/00 at Dallas (0-1 L); DAL 19, SJ 18
MOST SHOTS, PERIOD AT HOME — 27, 4/10/08 vs. Calgary (2-0 W) 2nd period
MOST SHOTS, PERIOD ON ROAD — 23 (1 time, most recent — 4/22/14 at Los Angeles [4-3 W^{OT}], 3rd period)
MOST SHOTS, OT AT HOME — 14, 4/14/11 vs. Los Angeles (3-2 W OT, 14:44)
MOST SHOTS, OT ON ROAD — 31, 5/4/08 at Dallas (1-2 L 4OT, 69:03)
MOST SHOTS FACED, PERIOD AT HOME — 18, 3 times, most recent — 4/26/14 vs. Los Angeles (0-3 L), 1st period
MOST SHOTS FACED, PERIOD ON ROAD — 21, 5/23/95 at Detroit (2-6 L); 1st period
MOST SHOTS FACED, OT AT HOME — 12, (2 times, most recent — 5/2/07 vs. Detroit [2-3 L OT]; 16:04)
MOST SHOTS FACED, OT ON ROAD — 32, 5/4/08 at Dallas (1-2 L [4OT]) 69:03 4 OT
FEWEST SHOTS, PERIOD AT HOME — **2 (4 times, most recent, 6/12/16 vs. Pittsburgh [1-3 L]; 3rd period**
FEWEST SHOTS, PERIOD ON ROAD — 2, (3 times, most recent 4/11/07 at Nashville [5-4 W 2 OT]; 3rd period)
FEWEST SHOTS, OT AT HOME — 0, 4/25/08 vs. Dallas (2-3 L OT), 64:39
FEWEST SHOTS, OT ON ROAD — 0, 5/12/94 at Toronto (2-3 L OT), 68:53
FEWEST SHOTS FACED, PERIOD AT HOME — 1 (2 times, most recent — 4/16/01 vs. St. Louis [3-6 L], 3rd period)
FEWEST SHOTS FACED, PERIOD ON ROAD — 2, (2 times, most recent — 4/15/08 at Calgary (3-2 W), 1st period
FEWEST SHOTS FACED, OT AT HOME — 0 (2 times, most recent — 5/18/13 vs. Los Angeles [2-1 W OT], 1st over-time)
FEWEST SHOTS FACED, OT ON ROAD — 0, (2 times, most recent — 4/25/11 at Los Angeles [4-3 W^{OT}])
LARGEST MARGIN OUTSHOOTING, HOME — 30, (2 times, most recent 4/23/11 vs. Los Angeles (1-3 L)

SHARKS ALL-TIME PLAYOFF RECORDS

PLAYOFFS

- LARGEST MARGIN OUTSHOOTING, ROAD** — 34, 4/18/10 at Colorado (0-1 L^{OT})
- LARGEST MARGIN OUTSHOT, HOME** — 24, 5/25/95 vs. Detroit (2-6 L)
- LARGEST MARGIN OUTSHOT, ROAD** — 30, 5/19/95 at Calgary (5-4 W 2OT)

SPECIAL TEAMS

- MOST PPG FOR, GAME AT HOME** — 3, (5 times, most recent - 4/20/16 vs. Los Angeles [3-2 W])
- MOST PPG FOR, GAME ON ROAD** — 3, 4/23/06 at Nashville [3-0 W]
- MOST PPG AGAINST, GAME AT HOME** — 3, (3 times, most recent - 4/6/12 vs. St. Louis [3-4 L])
- MOST PPG AGAINST, GAME ON ROAD** — 4, (2 times, most recent - 4/21/06 at Nashville [3-4 L])
- MOST PPG, GAME BY BOTH TEAMS AT HOME** — 5, 5/20/11 vs. Vancouver (4-3 W); S.J. 3, VAN 2
- MOST PPG, GAME BY BOTH TEAMS ON ROAD** — 5, (2 times, most recent - 5/18/11 [3-7 L]); VAN 3, S.J. 2
- MOST PP ATTEMPTS FOR, GAME AT HOME** — 14, 4/26/98 vs. Dallas (4-1 W)
- MOST PP ATTEMPTS FOR, GAME ON ROAD** — 10 4/23/06 at Nashville (3-0 W)
- MOST PP ATTEMPTS AGAINST, GAME AT HOME** — 9, 4/23/00 vs. St. Louis (2-6 L)
- MOST PP ATTEMPTS AGAINST, GAME ON ROAD** — 15, 4/24/98 at Dallas (2-5 L)
- MOST PP ATTEMPTS, GAME BY BOTH TEAMS AT HOME** — 20, 4/10/04 vs. St. Louis (3-1 W); STL 7, S.J. 13
- MOST PP ATTEMPTS, GAME BY BOTH TEAMS ON ROAD** — 19, (2 times, most recent — 4/23/06 at Nashville (3-0 W); NSH 9, S.J. 10)
- MOST SHG, GAME** — 2, 4/30/99 at Colorado (7-3 W); Vincent Damphousse (2)
- MOST SHG ALLOWED, GAME** — 2 - (3 times, most recent - 5/5/00 vs. Dallas (4-5 L); Guy Carbonneau, Sergei Zubov)
- MOST SHG, PERIOD** — 2, 4/30/99 at Colorado (7-3 W); Vincent Damphousse (2), 3rd period
- MOST SHG ALLOWED, PERIOD** — 2 (2 times, most recent — 5/11/95 vs. Calgary [2-9 L]; Mike Sullivan, Ron Stern), 1st period
- MOST PENALTIES FOR, GAME AT HOME** — 15, 5/6/94 vs. Toronto (5-2 W); 57 PIM
- MOST PENALTIES FOR, GAME ON ROAD** — 21, 4/24/98 at Dallas (2-5 L); 72 PIM
- MOST PENALTIES AGAINST, GAME AT HOME** — 20, 4/26/98 vs. Dallas (4-1 W); 75 PIM
- MOST PENALTIES AGAINST, GAME ON ROAD** — 16, 4/14/12 at St. Louis (0-3 L); 68 PIM
- MOST PIM FOR, GAME AT HOME** — 57, 5/6/94 vs. Toronto (5-2 W); 15 Penalties
- MOST PIM FOR, GAME ON ROAD** — 72, 4/24/98 at Dallas (2-5 L); 21 Penalties
- MOST PIM AGAINST, GAME AT HOME** — 75, 4/26/98 vs. Dallas (4-1 W); 20 Penalties
- MOST PIM AGAINST, GAME ON ROAD** — 68, 4/14/12 at St. Louis (0-3 L); 16 Penalties
- FEWEST PENALTIES FOR, GAME AT HOME** — 0, 5/16/10 vs. Chicago (1-2 L); 0 PIM
- FEWEST PENALTIES FOR, GAME ON ROAD** — 1, (4 times, most recent, 4/22/16 at Los Angeles [6-3 W]), 2 PIM
- FEWEST PENALTIES AGAINST, GAME AT HOME** — 2, 4/9/08 vs. Calgary (2-3 L); 4 PIM
- FEWEST PENALTIES AGAINST, GAME ON ROAD** — 1, 2 times, most recent, 6/1/16 at Pittsburgh [1-2 L], 2 PIM
- FEWEST PIM FOR, GAME AT HOME** — 0, 5/16/10 vs. Chicago (1-2 L); 0 Penalties
- FEWEST PIM FOR, GAME ON ROAD** — 2, (4 times, most recent, 4/22/16 at Los Angeles [6-3 W]), 1 Penalty
- FEWEST PIM AGAINST, GAME AT HOME** — 4, 4/9/08 vs. Calgary (2-3 L); 2 Penalties
- FEWEST PIM AGAINST, GAME ON ROAD** — 2, 2 times, most recent, 6/1/16 at Pittsburgh [1-2 L], 1 Penalty
- MOST PENALTY MINUTES, GAME BY BOTH TEAMS, HOME** — 125, 5/6/94 vs. Toronto (5-2 W); TOR 68, S.J. 57
- MOST PENALTY MINUTES, GAME BY BOTH TEAMS, ROAD** — 132, 4/14/12 at St. Louis (0-3 L); STL 68, S.J. 64



Raffi Torres



SHARKS ALL-TIME PLAYOFF RECORDS

- FEWEST PENALTY MINUTES, GAME BY BOTH TEAMS, HOME** — 6, 2 times, most recent, 5/19/16 vs. St. Louis [3-0 W], SJ 2, STL 4
- FEWEST PENALTY MINUTES, GAME BY BOTH TEAMS, ROAD** — 6, 2 times, most recent, 6/1/16 at Pittsburgh [1-2 L^{OT}], SJ SJ 4, PIT 2
- FEWEST PENALTIES, GAME BY BOTH TEAMS, HOME** — 3, 2 times, most recent, 5/19/16 vs. St. Louis [3-0 W], SJ 1, STL 2
- FEWEST PENALTIES, GAME BY BOTH TEAMS, ROAD** — 3, 2 times, most recent, 6/1/16 at Pittsburgh [1-2 L^{OT}], SJ 2, PIT 1
- MOST PENALTIES, GAME BY BOTH TEAMS, HOME** — 33, 5/6/94 vs. Toronto (5-2 W); TOR 18, S.J. 15
- MOST PENALTIES, GAME BY BOTH TEAMS, ROAD** — 33, 4/24/98 at Dallas (2-5 L); DAL 12, S.J. 21
- MOST CONSECUTIVE GAMES SCORING PPG** — 5, (2 times, most recent — 5/6/10 at Detroit thru 5/21/10 at Chicago)
- MOST CONSECUTIVE GAMES NOT SCORING PPG** — 6, 4/12/01 thru 4/21/01 vs. St. Louis
- MOST CONSECUTIVE GAMES ALLOWING PPG** — 8, 4/12/00 thru 4/25/00 vs. St. Louis, 4/28/00 vs. Dallas
- MOST CONSECUTIVE GAMES NOT ALLOWING PPG** — 4, (3 times, most recent — 5/25/16 vs. St. Louis thru 6/4/16 vs. Pittsburgh)
- MOST CONSECUTIVE CHANCES NOT SCORING PPG** — 23, 4/12/01 (1st period) thru 4/21/01 (3rd period) vs. St. Louis
- MOST CONSECUTIVE CHANCES NOT ALLOWING PPG** — 20, 4/22/04 (2nd period) vs. Colorado thru 5/04/04 at Colorado (2nd period)
- LONGEST SHUTOUT STREAK** - 178:14, 4/24/02 vs. Colorado (1st period) thru 4/28/04 at Colorado (OT, 5:15)
- LONGEST CONSECUTIVE SCORELESS STREAK** — 172:59, 5/4/08 at Dallas (3rd period) thru 4/19/09 vs. Anaheim (2nd period)

INDIVIDUAL

- MOST POINTS, GAME** — 4 (4 times, most recent—Logan Couture [2-2=4]; 5/5/13 vs. Vancouver [5-2 W])
- MOST GOALS, GAME** — 3, (5 times, most recent — Devin Setoguchi, 5/4/11 vs. Detroit [4-3 W OT])
- MOST ASSISTS, GAME** — 3 (17 times, most recent — Joe Thornton, 5/23/16 vs. St. Louis [6-3 W])
- MOST PPG, GAME** — 2, (8 times, most recent — Brent Burns, 5/17/16 at St. Louis [4-0 W])
- MOST SHG, GAME** — 2, Vincent Damphousse, 4/30/99 at Colorado (7-3 W)
- MOST SHOTS, GAME** — 11, (2 times, most recent Joe Pavelski, 4/30/14 vs. Los Angeles (1-5 L))
- MOST PENALTIES, GAME** — 6, Ben Eager, 5/18/11 at Vancouver (3-7 L); 20 PIM
- MOST PIM, GAME** — 24, Owen Nolan, 4/24/98 at Dallas (2-5 L); 5 Penalties
- BEST PLUS/MINUS, GAME** — +4 (5 times, most recent — Brent Burns, 5/25/16 vs. St. Louis [5-2 W])
- WORST PLUS/MINUS, GAME** — -6, Craig Janney, 5/11/95 vs. Calgary (2-9 L)
- MOST CONSECUTIVE GAMES, GOAL** — 5, Joe Pavelski, 4/20/10 at Colorado thru 5/2/10 vs. Detroit
- MOST CONSECUTIVE GAMES, ASSIST** — 7 (2 times, most recent — Joe Thornton, 4/16/07 vs. Nashville thru 5/2/07 vs. Detroit)
- MOST CONSECUTIVE GAMES, POINT** — 8 (3 times, most recent — Patrick Marleau, 5/2/10 vs. Detroit thru 5/23/10 at Chicago)
- FASTEST 2 GOALS, FOR** — 1:34, Patrick Marleau, 4/22/04 vs. Colorado (5-2 W)
- FASTEST 3 GOALS, FOR** — 22:21, Patrick Marleau, 4/22/04 vs. Colorado (5-2 W)
- MOST POINTS, PERIOD** — 3 (7 times, most recent — Logan Couture [1-2=3], 6/9/16 at Pittsburgh [4-2 W] 1st period)
- MOST GOALS, PERIOD** — 2 (15 times, most recent — Chris Tierney, 5/9/16 at Nashville [3-4 L^{OT}], 1st period)
- MOST ASSISTS, PERIOD** — 3, Mike Ricci, 4/28/99 at Colorado (4-2 W) 3rd period
- MOST PPG, PERIOD** — 2, Logan Couture, 5/5/13 vs. Vancouver [5-2 W], 3rd period
- MOST SHG, PERIOD** — 2, Vincent Damphousse, 4/30/99 at Colorado (7-3 W) 3rd period
- MOST SHOTS, PERIOD** — 8, 5/2/10 vs. Detroit (4-3 W), 3rd period
- MOST PENALTIES, PERIOD** — 4, Ben Eager (16 PIM), 5/18/11 at Vancouver (3-7 L); 3rd Period
- MOST PIM, PERIOD** — 20, Owen Nolan (20 PIM) 4/24/98 at Dallas (2-5 L), 3rd period
- FASTEST 2 GOALS, AGAINST** — :16, Sami Salo, 5/22/11 vs. Vancouver (2-4 L)
- FASTEST 3 GOALS, AGAINST** — 3:26, Johan Franzen, 5/6/10 at Detroit (1-7 L)



SHARKS ALL-TIME PLAYOFF RECORDS

PLAYOFFS

FASTEST 4 GOALS, AGAINST — 39:43, Johan Franzen, 5/6/10 at Detroit (1-7 L)

MOST POINTS BY OPPONENT, GAME — 6, Johan Franzen [4-2=6], 5/6/10 at Detroit (1-7)

MOST GOALS BY OPPONENT, GAME — 4, (2 times, most recent — Johan Franzen, 5/6/10 at Detroit [1-7 L])

MOST ASSISTS BY OPPONENT, GAME — 4 (5 times, most recent — Henrik Sedin, 5/22/11 vs. Vancouver [2-4 L])

MOST PPG BY OPPONENT, GAME — 2 (5 times, most recent — Troy Brouwer, 5/21/16 vs. St. Louis [3-6 L])

MOST SHG BY OPPONENT, GAME — 1 (numerous times, most recent — Kyle Brodziak, 5/21/16 vs. St. Louis [3-6 L])

MOST SHOTS BY OPPONENT, GAME — 11 — Kevin Shattenkirk, 4/12/12 at St. Louis (3-2 W 2OT)

MOST PENALTIES BY OPPONENT, GAME — 6, (2 times, most recent — Chris Simon, 5/13/04 at Calgary [3-0 W]; 23 minutes)

MOST PIM BY OPPONENT, GAME — 23, Chris Simon, (6 penalties) 5/13/04 at Calgary (3-0 W)

BEST PLUS/MINUS BY OPPONENT, GAME — +6, Theoren Fleury, 5/11/95 vs. Calgary (2-9 L)

WORST PLUS/MINUS BY OPPONENT, GAME — -4 (3 times, most recent — Brad Richardson, 4/25/11 at Los Angeles [4-3 W])

MOST POINTS BY OPPONENT, PERIOD — 4, (2 times, most recent — Johan Franzen (3-1=4), 5/6/10 at Detroit (1-7 L), 1st period)

MOST GOALS BY OPPONENT, PERIOD — 3, Johan Franzen, 5/6/10 at Detroit (1-7 L), 1st period

MOST ASSISTS BY OPPONENT, PERIOD — 3 (4 times, most recent — Henrik Sedin [0-3=3], 5/22/11 vs. Vancouver [2-4 L], 2nd period)

MOST PPG BY OPPONENT, PERIOD — 2, Sami Salo, 5/22/11 vs. Vancouver (2-4 L); 2nd Period

MOST SHG BY OPPONENT, PERIOD — 1 (numerous times, most recent — Kyle Brodziak, 5/21/16 vs. St. Louis [3-6 L]), 2nd period

MOST SHOTS BY OPPONENT, PERIOD — 6 (2 times, most recent — Dino Ciccarelli, 5/23/95 at Detroit [2-6 L]; 1st period)

MOST PENALTIES BY OPPONENT, PERIOD — 4, (4 times, most recent — Chris Simon, 5/13/04 at Calgary [3-0 W]; 23 minutes) 3rd period

MOST PIM BY OPPONENT, PERIOD — 22, Jarome Iginla (3 penalties), 5/13/04 at Calgary (3-0 W); 3rd period



ALL-TIME SHARKS PLAYOFF RECORDS

PLAYOFFS



Martin Jones

GOALTENDER

MOST MINUTES, GAME — 129:03, Evgeni Nabokov, 5/4/08 at Dallas (1-2 L 4 OT)

FEWEST GOALS ALLOWED, GAME — 0 (12 times, most recent — Martin Jones, 5/19/16 vs. St. Louis [3-0 W])

MOST GOALS ALLOWED, GAME — 8 (2 times, most recent — Evgeni Nabokov, 5/4/02 at Colorado [2-8 L])

MOST SHOTS FACED, GAME — 60, Wade Flaherty, 5/19/95 at Calgary (5-4 W 2OT)

MOST SHOTS FACED, PERIOD — 21, Arturs Irbe, 5/23/95 at Detroit (2-6 L) 1st period

FEWEST SHOTS FACED, GAME — 10, Evgeni Nabokov, 4/15/08 at Calgary (3-2 W)

FEWEST SHOTS FACED, PERIOD (Min. 18 minutes) — 0, Miikka Kiprusoff, 4/16/01 vs. St. Louis (3-6 L)

MOST SAVES, GAME — 56, Wade Flaherty, 5/19/95 at Calgary (5-4 W 2OT)

MOST SAVES, PERIOD — 18, (3 times, most recent — Antti Niemi, 5/10/11 at Detroit [1-3 L]; 1st period

MOST PENALTIES, GAME — 1 (4 times, most recent — Evgeni Nabokov, 5/16/04 at Calgary [4-1 W]; 2 PIM)

MOST PIM, GAME — 10, Arturs Irbe, 5/15/95 at Calgary (0-5 L), 1 Penalty

MOST POINTS, GAME — 1 (2 times, most recent — Evgeni Nabokov [0-1=2], 5/1/02 at Colorado [6-3 W])

LONGEST SHUTOUT STREAK — Evgeni Nabokov, 178:14, 4/24/02 vs. Colorado (1st period) thru 4/28/04 at Colorado (OT, 5:15)

MOST MINUTES, GAME BY OPPONENT — 129:03, Marty Turco, 5/4/08 at Dallas (1-2 L 4 OT)

FEWEST GOALS ALLOWED, GAME BY OPPONENT — 0 (16 times, most recent— Jaroslav Halak & Brian Elliott, 4/14/12 at St. Louis [0-3 L])

MOST GOALS ALLOWED, GAME BY OPPONENT — 7, (1 time, most recent — Jonathan Quick, 4/20/14 at Los Angeles [7-2 W])

MOST SHOTS FACED, GAME BY OPPONENT — 62, Marty Turco, 5/04/08 at Dallas (1-2 L 4 OT)

MOST SHOTS FACED, PERIOD BY OPPONENT — 27, Miikka Kiprusoff, 4/10/08 vs. Calgary (2-0 W), 2nd period

FEWEST SHOTS FACED, GAME BY OPPONENT — 12, Mike Vernon, 5/25/95 vs. Detroit (1-6 L)

FEWEST SHOTS FACED, PERIOD BY OPPONENT (Min. 18 minutes) — 2 (7 times, most recent — Matt Murray, 6/12/16 vs. Pittsburgh [1-3 L])

MOST SAVES, GAME BY OPPONENT — 61, Marty Turco, 5/04/08 at Dallas (1-2 L 4 OT)

MOST SAVES, PERIOD BY OPPONENT — 25, Miikka Kiprusoff, 4/10/08 vs. Calgary (2-0 W), 2nd period

MOST PENALTIES, GAME BY OPPONENT — 2, (2 times, most recent — Ed Belfour, 5/5/00 vs. Dallas (4-5 L), 4 PIM)

MOST PIM, GAME BY OPPONENT — 12, Ed Belfour, 4/26/98 vs. Dallas (4-1 W), 2 Penalties

MOST POINTS, GAME BY OPPONENT — 1 (5 times, most recent — Pekka Rinne (0-1=1), 5/9/16 at Nashville [3-4 L OT])



SHARKS ALL-TIME PLAYOFF RECORD

SERIES	WON	LOST	GP	W	L	GF	GA
35	17	18	206	102	104	535	595

SHARKS PLAYOFF RECORD BY TEAMS

ANAHEIM DUCKS

SERIES	WON	LOST	GP	W	L	GF	GA	PP	PK
2008-09 WQF	0	1	6	2	4	10	18	4/24	18/23
TOTALS	0	1	6	2	4	10	18	4/24	18/23

2008-09 WQF - Anaheim defeated San Jose, 4-2

ARIZONA/PHOENIX COYOTES

SERIES	WON	LOST	GP	W	L	GF	GA	PP	PK
2001-02 WQF	1	0	5	4	1	13	7	2/24	24/25
TOTALS	1	0	5	4	1	13	7	2/24	24/25

2001-02 WQF - San Jose defeated Phoenix, 4-1

CALGARY FLAMES

SERIES	WON	LOST	GP	W	L	GF	GA	PP	PK
2007-08 WQF	1	0	7	4	3	19	17	6/31	16/22
2003-04 WCF	0	1	6	2	4	12	16	3/25	21/23
1994-95 WQF	1	0	7	4	3	26	35	6/31	24/31
TOTALS	2	1	20	10	10	57	68	15/87	61/76

1994-95 WQF - San Jose defeated Calgary, 4-3

2003-04 WCF - Calgary defeated San Jose, 4-2

2007-08 WQF - San Jose defeated Calgary, 4-3

CHICAGO BLACKHAWKS

SERIES	WON	LOST	GP	W	L	GF	GA	PP	PK
2009-10 WCF	0	1	4	0	4	7	13	4/13	10/12
TOTALS	0	1	4	0	4	7	13	4/13	10/12

2009-10 WCF - Chicago defeated San Jose, 4-0



SHARKS PLAYOFF RECORD BY TEAMS

COLORADO AVALANCHE

SERIES	WON	LOST	GP	W	L	GF	GA	PP	PK
2009-10 WQF	1	0	6	4	2	19	11	5/26	13/15
2003-04 WSF	1	0	6	4	2	14	7	4/25	24/27
2001-02 WSF	0	1	7	3	4	21	25	3/21	19/23
1998-99 WQF	0	1	6	2	4	17	19	7/41	35/42
TOTALS	2	2	25	13	12	71	62	19/113	91/107

1998-99 WQF - Colorado defeated San Jose, 4-2

2001-02 WSF - Colorado defeated San Jose, 4-3

2003-04 WSF - San Jose defeated Colorado, 4-2

2009-10 WQF - San Jose defeated Colorado, 4-2

DALLAS STARS

SERIES	WON	LOST	GP	W	L	GF	GA	PP	PK
2007-08 WSF	0	1	6	2	4	11	15	2/25	17/22
1999-00 WQF	0	1	5	1	4	7	15	4/28	16/21
1997-98 WSF	0	1	6	2	4	12	16	6/36	31/38
TOTALS	0	3	17	5	12	30	46	12/89	64/81

1997-98 WQF - Dallas defeated San Jose, 4-2

1999-00 WSF - Dallas defeated San Jose, 4-1

2007-08 WSF - Dallas defeated San Jose, 4-2

DETROIT RED WINGS

SERIES	WON	LOST	GP	W	L	GF	GA	PP	PK
2010-11 WSF	1	0	7	4	3	18	18	5/28	24/28
2009-10 WSF	1	0	5	4	1	15	17	6/31	19/23
2006-07 WSF	0	1	6	2	4	9	13	2/27	20/25
1994-95 WSF	0	1	4	0	4	6	24	3/17	9/15
1993-94 WQF	1	0	7	4	3	21	27	6/36	30/35
TOTALS	3	2	29	14	15	69	99	22/139	102/126

1993-94 WQF - San Jose defeated Detroit, 4-3

1994-95 WSF - Detroit defeated San Jose, 4-0

2006-07 WSF - Detroit defeated San Jose, 4-2

2009-10 WSF - San Jose defeated Detroit, 4-1

2010-11 WSF - San Jose defeated Detroit, 4-3

EDMONTON OILERS

SERIES	WON	LOST	GP	W	L	GF	GA	PP	PK
2005-06 WSF	0	1	6	2	4	12	19	2/35	24/29
TOTALS	0	1	6	2	4	12	19	2/35	24/29

2005-06 WSF - Edmonton defeated San Jose, 4-2

LOS ANGELES KINGS

SERIES	WON	LOST	GP	W	L	GF	GA	PP	PK
2015-16 1st Round	1	0	5	4	1	16	11	5/21	11/14
2013-14 1st Round	0	1	7	3	4	22	26	4/32	6/24
2012-13 WSF	0	1	7	3	4	10	14	4/26	15/20
2010-11 WQF	1	0	6	4	2	20	20	2/23	19/24
TOTALS	1	2	25	14	11	68	71	15/102	51/82

2010-11 WQF - San Jose defeated Los Angeles, 4-2

2012-13 WSF - Los Angeles defeated San Jose, 4-3

2013-14 FR - Los Angeles defeated San Jose, 4-3

2015-16 FR - San Jose defeated Los Angeles, 4-1



SHARKS PLAYOFF RECORD BY TEAMS

PLAYOFFS



Raffi Torres and Joe Thornton

NASHVILLE PREDATORS

SERIES	WON	LOST	GP	W	L	GF	GA	PP	PK
2015-16 2nd Round	1	0	7	4	3	25	17	8/21	3/20
2006-07 WQF	1	0	5	4	1	16	14	2/30	19/22
2005-06 WQF	1	0	5	4	1	17	10	9/37	26/34
TOTALS	3	0	17	12	5	48	41	19/88	48/76

2006-07 WQF - San Jose defeated Nashville, 4-1

2005-06 WQF - San Jose defeated Nashville, 4-1

2015-16 SR - San Jose defeated Nashville, 4-3

PITTSBURGH PENGUINS

SERIES	WON	LOST	GP	W	L	GF	GA	PP	PK
2015-16 SCF	0	1	6	2	4	12	15	1/12	3/13
TOTALS	0	1	6	2	4	12	15	1/12	3/13

2015-16 SCF - Pittsburgh defeated San Jose, 4-2

ST. LOUIS BLUES

SERIES	WON	LOST	GP	W	L	GF	GA	PP	PK
2015-16 WCF	1	0	6	4	2	22	13	4/21	13/17
2011-12 WQF	0	1	5	1	4	8	14	2/17	12/18
2003-04 WQF	1	0	5	4	1	12	9	3/31	23/24
2000-01 WQF	0	1	6	2	4	11	16	0/22	22/27
1999-00 WQF	1	0	7	4	3	20	22	6/35	31/39
TOTALS	2	2	23	11	12	51	61	11/105	88/108

1999-00 WQF - San Jose defeated St. Louis, 4-3

2000-01 WQF - St. Louis defeated San Jose, 4-2

2003-04 WQF - San Jose defeated St. Louis, 4-1

2011-12 WQF - St. Louis defeated San Jose, 4-1

2015-16 WCF - San Jose defeated St. Louis, 4-2



SHARKS PLAYOFF RECORD BY TEAMS

TORONTO MAPLE LEAFS

SERIES	WON	LOST	GP	W	L	GF	GA	PP	PK
1993-94 WSF	0	1	7	3	4	21	26	3/38	18/26
TOTALS	0	1	7	3	4	21	26	3/38	18/26

1993-94 WSF - Toronto defeated San Jose, 4-3

VANCOUVER CANUCKS

SERIES	WON	LOST	GP	W	L	GF	GA	PP	PK
2012-13 WQF	1	0	4	4	0	15	8	7/24	8/10
2010-11 WCF	0	1	5	1	4	13	20	7/22	15/24
TOTALS	1	1	9	5	4	28	28	14/46	23/34

2010-11 WCF - Vancouver defeated San Jose, 4-1

2012-13 WQF - San Jose defeated Vancouver 4-0

SCF = Stanley Cup Final

WCF = Western Conference Final

WQF/FR = Western Conference Quarter Finals/First Round

WSF/SR = Western Conference Semi Finals/Second Round

SHARKS OVERTIME PLAYOFF GAMES (41)

RECORD: 21-21 (Home: 10-8; Road: 11-13)

DATE	SERIES/ GAME #	VS.	SITE	GWG	TIME	SCORE	SERIES WINNER
5/12/94	WSF/6	TOR	Maple Leaf Gardens	Mike Gartner	8:53	2-3 L	Toronto 4-3
5/09/95	WQF/2	CGY	Saddledome	Ulf Dahlen	12:21	5-4 W	San Jose, 4-3
5/19/95	WQF/7	CGY	Saddledome	Ray Whitney	21:54 2OT	5-4 W	San Jose, 4-3
4/28/98	WQF/4	DAL	San Jose Arena	Andrei Zyuzin	6:31	1-0 W	Dallas, 4-2
5/02/98	WQF/6	DAL	San Jose Arena	Mike Keane	3:43	2-3 L	Dallas, 4-2
4/24/99	WQF/2	COL	San Jose Arena	Milan Hejduk	7:53	1-2 L	Colorado, 4-2
5/03/99	WQF/6	COL	San Jose Arena	Milan Hejduk	13:12	2-3 L	Colorado, 4-2
4/21/01	WQF/5	STL	Savvis Center	Bryce Salvador	9:54	2-3 L	St. Louis, 4-2
5/13/02	WSF/6	COL	Compaq Center	Peter Forsberg	2:47	1-2 L	Colorado, 4-3
4/08/04	WQF/1	STL	HP Pavilion	Niko Dimitrakos	9:16	1-0 W	San Jose, 4-1
4/28/04	WSF/4	COL	Pepsi Center	Joe Sakic	5:15	0-1 L	San Jose, 4-2
5/01/04	WSF/5	COL	HP Pavilion	Joe Sakic	1:54	1-2 L	San Jose, 4-2
5/09/04	WCF/1	CGY	HP Pavilion	Steve Montador	18:43	3-4 L	Calgary, 4-2
5/10/06	WSF/3	EDM	Rexall Place	Shawn Horcoff	42:24 3OT	2-3 L	Edmonton, 4-2
4/11/07	WQF/1	NSH	Nashville Arena	Patrick Rissmiller	28:14 2OT	5-4 W	San Jose, 4-1
5/2/07	WSF/4	DET	HP Pavilion	Mathieu Schneider	16:04	2-3 L	Detroit, 4-2
4/25/08	WSF/1	DAL	HP Pavilion	Brenden Morrow	4:39	2-3 L	Dallas, 4-2
4/29/08	WSF/3	DAL	American Airlines Center	Mattias Norstrom	4:37	1-2 L	Dallas, 4-2
5/2/08	WSF/5	DAL	HP Pavilion	Joe Pavelski	1:05	3-2 W	Dallas, 4-2
5/4/08	WSF/6	DAL	American Airlines Center	Brenden Morrow	69:03 4OT	1-2 L	Dallas, 4-2
4/25/09	WQF/5	ANA	HP Pavilion	Patrick Marleau	6:02	3-2 W	Anaheim, 4-2
4/16/10	WQF/2	COL	HP Pavilion	Devin Setoguchi	5:22	6-5 W	San Jose, 4-2
4/18/10	WQF/3	COL	Pepsi Center	Ryan O'Reilly	0:51	0-1 L	San Jose, 4-2
4/20/10	WQF/4	COL	Pepsi Center	Joe Pavelski	10:24	2-1 W	San Jose, 4-2
5/4/10	WSF/3	DET	Joe Louis Arena	Patrick Marleau	7:07	4-3 W	San Jose, 4-1
5/21/10	WCF/3	CHI	United Center	Dustin Byfuglien	12:24	2-3 L	Chicago, 4-0
4/14/11	WQF/1	LA	HP Pavilion	Joe Pavelski	14:44	3-2 W	San Jose, 4-2
4/19/11	WQF/3	LA	Staples Center	Devin Setoguchi	3:09	6-5 W	San Jose, 4-2
4/25/11	WQF/6	LA	Staples Center	Joe Thornton	2:22	4-3 W	San Jose, 4-2
4/29/11	WSF/1	DET	HP Pavilion	Benn Ferriero	7:03	2-1 W	San Jose, 4-3
5/4/11	WSF/3	DET	Joe Louis Arena	Devin Setoguchi	9:21	4-3 W	San Jose, 4-3
5/24/11	WCF/5	VAN	Rogers Arena	Kevin Bieksa	30:18 2OT	2-3 L	Vancouver, 4-1
4/12/12	WQF/1	STL	Scottrade Center	Martin Havlat	23:34 2OT	3-2 W	St. Louis, 4-1
5/3/13	WQF/2	VAN	Rogers Arena	Raffi Torres	5:31	3-2 W	San Jose, 4-0



2016-17 SAN JOSE SHARKS MEDIA GUIDE

PLAYOFFS

SHARKS OVERTIME PLAYOFF GAMES (41)

DATE	SERIES/ GAME #	VS.	SITE	GWG	TIME	SCORE	SERIES WINNER
5/7/13	WQF/4	VAN	HP Pavilion	Patrick Marleau	13:18	4-3 W	San Jose, 4-0
5/23/13	WSF/3	LAK	HP Pavilion	Logan Couture	1:29	2-1 W	Los Angeles, 4-3
4/22/14	FR/3	LAK	Staples Center	Patrick Marleau	6:20	4-3 W	Los Angeles, 4-3
4/18/16	FR/3	LAK	SAP Center	Tanner Pearson	3:47	1-2 L	San Jose, 4-1
5/5/16	SR/4	NSH	Bridgestone Arena	Mike Fisher	51:12 3OT	3-4 L	San Jose, 4-3
5/9/16	SR/6	NSH	Bridgestone Arena	Viktor Arvidsson	2:03	3-4 L	San Jose, 4-3
6/1/16	SCF/2	PIT	CONSOL Energy Center	Conor Sheary	2:35	1-2 L	Pittsburgh, 4-2
6/4/16	SCF/3	PIT	SAP Center	Joonas Donskoi	12:18	3-2 W	Pittsburgh, 4-2

SHARKS PLAYOFF HAT TRICKS (5)

DATE	SERIES/ GAME #	VS.	SITE	SCORER	SCORE	SERIES WINNER
5/6/94	WSF/3	TOR	San Jose Arena	Ulf Dahlen	5-2 W	Toronto, 4-3
4/10/04	WQF/2	STL	HP Pavilion	Patrick Marleau	3-1 W	San Jose, 4-1
4/22/04	WSF/1	COL	HP Pavilion	Patrick Marleau	5-2 W	San Jose, 4-2
4/27/06	WQF/4	NSH	HP Pavilion	Patrick Marleau	5-4 W	San Jose, 4-1
5/4/11	WSF/3	DET	Joe Louis Arena	Devin Setoguchi	4-3 W OT	San Jose, 4-3

OPPONENT PLAYOFF HAT TRICKS (5)

DATE	SERIES/ GAME #	VS.	SITE	SCORER	SCORE	SERIES WINNER
5/11/95	WQF/3	CGY	San Jose Arena	Mike Sullivan	2-9 L	San Jose, 4-3
5/13/95	WQF/4	CGY	San Jose Arena	Theoren Fleury (4 G)	4-6 L	San Jose, 4-3
4/23/00	WQF/6	STL	San Jose Arena	Scott Young	2-6 L	San Jose, 4-3
4/12/04	WQF/3	STL	Savvis Center	Mike Sillinger	1-4 L	San Jose, 4-1
5/6/10	WSF/4	DET	Joe Louis Arena	Johan Franzen (4 G)	1-7 L	San Jose, 4-1



Joonas Donskoi



SHARKS PLAYOFF SHUTOUTS (12)

DATE	SERIES/ GAME #	VS.	SITE	GOALTENDER	SAVES	SCORE	SERIES WINNER
4/28/98	WQF/4	DAL	San Jose Arena	Mike Vernon	26	1-0 OT	Dallas, 4-2
4/14/01	WQF/2	STL	Savvis Center	Evgeni Nabokov	28	1-0	St. Louis, 4-2
4/09/04	WQF/1	STL	HP Pavilion	Evgeni Nabokov	26	1-0 OT	San Jose, 4-1
4/26/04	WSF/3	COL	Pepsi Center	Evgeni Nabokov	33	1-0	San Jose, 4-2
5/13/04	WCF/3	CGY	Pengrowth Saddledome	Evgeni Nabokov	34	3-0	Calgary, 4-2
4/23/06	WQF/2	NSH	Gaylord Entertainment Center	Vesa Toskala	25	3-0	San Jose, 4-1
4/26/07	WSF/1	DET	Joe Louis Arena	Evgeni Nabokov	34	2-0	Detroit, 4-2
4/10/08	WQF/2	CGY	HP Pavilion	Evgeni Nabokov	21	2-0	San Jose, 4-3
4/22/10	WQF/5	COL	HP Pavilion	Evgeni Nabokov	28	5-0	San Jose, 4-2
5/12/16	SR/7	NSH	SAP Center	Martin Jones	20	5-0	San Jose, 4-3
5/17/16	WCF/2	STL	Scottrade Center	Martin Jones	26	4-0	San Jose, 4-2
5/19/16	WCF/3	STL	SAP Center	Martin Jones	22	3-0	San Jose, 4-2

OPPONENT PLAYOFF SHUTOUTS (19)

DATE	SERIES/ GAME #	VS.	SITE	GOALTENDER	SAVES	SCORE	SERIES WINNER
4/20/94	WQF/2	DET	Joe Louis Arena	Chris Osgood	22	0-4 L	San Jose, 4-3
5/15/95	WQF/5	CGY	Saddledome	Trevor Kidd	25	0-5 L	San Jose, 4-3
5/21/95	WSF/1	DET	Joe Louis Arena	Mike Vernon	15	0-6 L	Detroit, 4-0
4/28/00	WSF/1	DAL	Reunion Arena	Ed Belfour	18	0-4 L	Dallas, 4-2
4/30/00	WSF/2	DAL	Reunion Arena	Ed Belfour	19	0-1 L	Dallas, 4-2
5/15/02	WSF/6	COL	Pepsi Center	Patrick Roy	27	0-1 L	Colorado, 4-3
4/28/04	WSF/4	COL	Pepsi Center	David Aebischer	27	0-1 L OT	San Jose, 4-2
5/15/04	WCF/5	CGY	HP Pavilion	Miikka Kiprusoff	19	0-3 L	Calgary, 4-2
5/17/06	WSF/6	EDM	Rexall Place	Dwayne Roloson	24	0-2 L	Edmonton, 4-2
5/7/07	WSF/6	DET	HP Pavilion	Dominik Hasek	28	0-2 L	Detroit, 4-2
4/20/08	WQF/6	CGY	Pengrowth Saddledome	Miikka Kiprusoff	21	0-2 L	San Jose, 4-3
4/16/09	WQF/1	ANA	HP Pavilion	Jonas Hiller	35	0-2 L	Anaheim, 4-2
4/23/09	WQF/4	ANA	Honda Center	Jonas Hiller	31	0-4 L	Anaheim, 4-2
4/18/10	WQF/3	COL	Pepsi Center	Craig Anderson	51	0-1 L OT	San Jose, 4-2
4/16/11	WQF/2	LA	HP Pavilion	Jonathan Quick	34	0-4 L	San Jose, 4-2
4/14/12	WQF/2	STL	Scottrade Center	J. Halak/B. Elliott	29	0-3 L	St. Louis, 4-1
5/14/13	WSF/1	LAK	Staples Center	Jonathan Quick	35	0-2 L	Los Angeles, 4-3
5/23/13	WSF/5	LAK	Staples Center	Jonathan Quick	24	0-3 L	Los Angeles, 4-3
4/26/14	WFR/5	LAK	SAP Center	Jonathan Quick	30	0-3 L	Los Angeles, 4-3



Vesa Toskala

SHARKS PLAYOFF SCORING LEADERS BY YEAR

YEAR	GOALS	ASSISTS	POINTS	PIM
2015-16	Joe Pavelski (14)	Logan Couture (20)	Logan Couture (30)	Tommy Wingels (21)
2013-14	Patrick Marleau (3)	Patrick Marleau (4) Joe Pavelski James Sheppard Dan Boyle	Patrick Marleau (7)	Andrew Desjardins (31)
2012-13	Logan Couture (5) Patrick Marleau	Joe Pavelski (8) Joe Thornton	Joe Pavelski (12)	Brent Burns (8)
2011-12	Joe Thornton (2) Martin Havlat Ryane Clowe	Joe Thornton (3) Logan Couture	Joe Thornton (5)	Douglas Murray (19)
2010-11	Logan Couture (7) Patrick Marleau Devin Setoguchi	Joe Thornton (14)	Joe Thornton (17)	Ben Eager (41)
2009-10	Joe Pavelski (9)	Dan Boyle (12)	Joe Pavelski (17)	Ryane Clowe (28)
2008-09	Patrick Marleau (2) Dan Boyle	Joe Thornton (4)	Joe Thornton (5)	Jeremy Roenick (12)
2007-08	Ryane Clowe (5) Joe Pavelski	Joe Thornton (8)	Joe Thornton (10)	Craig Rivet (16)
2006-07	Ryane Clowe (4) Milan Michalek	Joe Thornton (10)	Joe Thornton (11)	Scott Hannan (33)
2005-06	Patrick Marleau (9)	Joe Thornton (7)	Patrick Marleau (14)	Ville Nieminen (24)
2003-04	Patrick Marleau (8)	Niko Dimitrakos (8)	Vincent Damphousse (14)	Jason Marshall (25)
2001-02	Patrick Marleau (6) Owen Nolan Vincent Damphousse Niklas Sundstrom	Mike Ricci (6) Todd Harvey Scott Hannan Marcus Ragnarsson	Patrick Marleau (11)	Vincent Damphousse (12)
2000-01	Scott Thornton (3) Mike Ricci Niklas Sundstrom	Stephane Matteau (3)	Stephane Matteau (4)	Bill Lindsay (16)
1999-00	Owen Nolan (8)	Vincent Damphousse (7)	Owen Nolan (10)	Vincent Damphousse (16)
1998-99	Vincent Damphousse (2) Bill Houlder	Jeff Norton (7)	Jeff Norton (7)	Jeff Friesen (14)
1997-98	John MacLean (2) Owen Nolan	Bernie Nicholls (5)	John MacLean (5)	Owen Nolan (26)
1994-95	Ulf Dahlen (5) Mike Rathje	Igor Larionov (8)	Ulf Dahlen (9)	Jeff Odgers (23)
1993-94	Sergei Makarov (8)	Igor Larionov (13)	Igor Larionov (18)	Jay More (32)

SHARKS PLAYOFF GOALTENDING LEADERS BY YEAR

YEAR	GAMES PLAYED	DECISIONS	WINS	SAVES
2015-16	Martin Jones (24)	Martin Jones (24)	Martin Jones (14)	Martin Jones (631)
2013-14	Antti Niemi (6)	Antti Niemi (6)	Antti Niemi (3)	Antti Niemi (145)
2012-13	Antti Niemi (11)	Antti Niemi (11)	Antti Niemi (7)	Antti Niemi (277)
2011-12	Antti Niemi (5)	Antti Niemi (5)	Antti Niemi (1)	Antti Niemi (138)
2010-11	Antti Niemi (18)	Antti Niemi (17)	Antti Niemi (8)	Antti Niemi (538)
2009-10	Evgeni Nabokov (15)	Evgeni Nabokov (15)	Evgeni Nabokov (8)	Evgeni Nabokov (369)
2008-09	Evgeni Nabokov (6)	Evgeni Nabokov (6)	Evgeni Nabokov (2)	Evgeni Nabokov (155)
2007-08	Evgeni Nabokov (13)	Evgeni Nabokov (13)	Evgeni Nabokov (6)	Evgeni Nabokov (333)
2006-07	Evgeni Nabokov (11)	Evgeni Nabokov (11)	Evgeni Nabokov (6)	Evgeni Nabokov (323)
2005-06	Vesa Toskala (11)	Vesa Toskala (11)	Vesa Toskala (6)	Vesa Toskala (311)
2003-04	Evgeni Nabokov (17)	Evgeni Nabokov (17)	Evgeni Nabokov (10)	Evgeni Nabokov (431)
2001-02	Evgeni Nabokov (12)	Evgeni Nabokov (12)	Evgeni Nabokov (7)	Evgeni Nabokov (291)
2000-01	Evgeni Nabokov (4)	Evgeni Nabokov (4) Miikka Kiprusoff (1)	Evgeni Nabokov (1)	Evgeni Nabokov (93)
1999-00	Steve Shields (12)	Steve Shields (12)	Steve Shields (5)	Steve Shields (287)
1998-99	Mike Vernon (5)	Mike Vernon (5)	Mike Vernon (2)	Mike Vernon (172)
1997-98	Mike Vernon (6)	Mike Vernon (6)	Mike Vernon (2)	Mike Vernon (124)
1994-95	Wade Flaherty (7)	Arturs Irbe (6) Arturs Irbe (2)	Wade Flaherty (2)	Wade Flaherty (190)
1993-94	Arturs Irbe (14)	Arturs Irbe (14)	Arturs Irbe (7)	Arturs Irbe (349)



SHARKS ALL-TIME PLAYOFF SPECIAL TEAMS



PLAYOFFS

YEAR		PP	PCT.	RANK	PK	PCT.	RANK
2015-16	Overall	18/75	24.0%	5th NHL	51/64	79.7%	8th NHL
	Home	9/37	24.3	5th NHL	19/25	76.0%	10th NHL
	Road	9/38	23.7%	5th NHL	32/39	82.0%	10th NHL
2013-14	Overall	4/32	12.5%	12th NHL	18/24	75.0%	14th NHL
	Home	2/20	10%	13th NHL	9/11	81.8%	T-10th NHL
	Road	2/12	16.7%	9th NHL	9/13	69.2%	14th NHL
2012-13	Overall	11/50	22.0%	3rd NHL	23/30	76.7%	11th NHL
	Home	10/29	34.5%	1st NHL	10/12	83.3%	10th NHL
	Road	1/21	4.8%	12th NHL	13/18	72.2%	13th NHL
2011-12	Overall	2/17	11.8%	14th NHL	12/18	66.7%	15th NHL
	Home	1/8	12.5%	11th NHL	3/7	42.9%	16th NHL
	Road	1/9	11.1%	12th NHL	9/11	81.8%	11th NHL
2010-11	Overall	14/73	19.2%	9th NHL	58/76	76.3%	12th NHL
	Home	6/44	13.6%	13th NHL	27/36	75.0%	13th NHL
	Road	8/29	27.6%	3rd NHL	31/40	77.5%	14th NHL
2009-10	Overall	14/71	19.7%	9th NHL	40/49	81.6%	6th NHL
	Home	11/42	26.2%	5th NHL	23/26	88.5%	3rd NHL
	Road	3/29	10.3%	13th NHL	17/23	73.9%	15th NHL
2008-09	Overall	4/24	16.7%	8th NHL	18/23	78.3%	11th NHL
	Home	1/15	6.7%	14th NHL	7/9	77.8%	10th NHL
	Road	3/9	33.3%	1st NHL	11/14	78.6%	13th NHL
2007-08	Overall	8/56	14.3%	12th NHL	33/44	75.0%	14th NHL
	Home	5/31	16.1%	11th NHL	19/26	73.1%	13th NHL
	Road	3/25	12.0%	12th NHL	14/18	77.8%	11th NHL
2006-07	Overall	4/57	7.0%	14th NHL	39/47	83.0%	10th NHL
	Home	1/25	4.0%	15th NHL	14/18	77.8%	14th NHL
	Road	3/32	9.4%	10th NHL	25/29	86.2%	7th NHL

SHARKS ALL-TIME PLAYOFF SPECIAL TEAMS

PLAYOFFS

YEAR		PP	PCT.	RANK	PK	PCT.	RANK
2005-06	Overall	11/72	15.3%	10th NHL	50/62	80.6%	10th NHL
	Home	5/34	14.7%	10th NHL	20/25	80.0%	11th NHL
	Road	6/38	15.8%	7th NHL	30/37	81.1%	11th NHL
2003-04	Overall	11/81	13.6%	7th NHL	66/72	91.7%	3rd NHL
	Home	7/51	13.7%	8th NHL	34/36	94.4%	4th NHL
	Road	4/30	13.6%	6th NHL	32/36	88.9%	9th NHL
2001-02	Overall	5/48	10.4%	12th NHL	43/48	89.6%	3rd NHL
	Home	4/27	14.8%	9th NHL	18/20	90.0%	5th NHL
	Road	1/21	4.8%	15th NHL	25/28	89.3%	4th NHL
2000-01	Overall	0/22	0.0%	16th NHL	22/27	81.4%	10th NHL
	Home	0/12	0.0%	16th NHL	8/12	66.7%	16th NHL
	Road	0/10	0.0%	16th NHL	14/15	93.3%	2nd NHL
1999-00	Overall	10/63	15.9%	7th NHL	48/61	78.7%	13th NHL
	Home	5/27	18.5%	8th NHL	21/25	84.0%	9th NHL
	Road	5/36	13.9%	9th NHL	27/36	75.0%	14th NHL
1998-99	Overall	7/41	17.1%	7th NHL	35/42	83.3%	9th NHL
	Home	2/18	11.1%	12th NHL	14/18	77.8%	12th NHL
	Road	5/23	21.7%	4th NHL	21/24	87.5%	6th NHL
1997-98	Overall	6/36	16.7%	4th NHL	31/38	81.6%	13th NHL
	Home	4/20	20.0%	3rd NHL	7/8	87.5%	T-5th NHL
	Road	2/16	12.5%	9th NHL	24/30	80.0%	12th NHL
1994-95	Overall	9/48	18.8%	8th NHL	33/46	71.7%	14th NHL
	Home	4/24	16.7%	7th NHL	18/21	85.7%	4th NHL
	Road	5/24	20.8%	4th NHL	15/25	60.0%	16th NHL
1993-94	Overall	9/74	12.2%	11th NHL	48/61	78.7%	11th NHL
	Home	7/36	19.4%	7th NHL	18/22	81.8%	T-11th NHL
	Road	2/38	5.3%	T-13th NHL	30/39	76.9%	13th NHL
Totals	Overall	125/833	15.0%		599/744	80.5%	
	Home	73/443	16.5%		261/321	81.3%	
	Road	52/390	13.3%		338/423	79.9%	





SHARKS PLAYOFF RESULTS BY YEAR

YEAR	PLAYOFF SERIES	RESULT
2015-16	First Round	SAN JOSE (#3 seed) defeated Los Angeles (#2 seed), 4-1
	Second Round	SAN JOSE (#3 seed) defeated Nashville (WC1 seed), 4-3
	Western Final	SAN JOSE (#3 seed) defeated St. Louis (#2 seed), 4-2
	Stanley Cup Final	Pittsburgh (#2 seed) defeated SAN JOSE (#3 seed), 4-2
2013-14	Western First Round	Los Angeles (#3 seed) defeated SAN JOSE (#2 seed), 4-3
2012-13	Western Quarterfinals	SAN JOSE (#6 seed) defeated Vancouver (#3 seed), 4-0
	Western Semifinals	Los Angeles (#5 seed) defeated SAN JOSE (#6 seed), 4-3
2011-12	Western Quarterfinals	St. Louis (#2 seed) defeated SAN JOSE (#7 seed), 4-1
2010-11	Western Quarterfinals	SAN JOSE (#2 seed) defeated Los Angeles (#7 seed), 4-2
	Western Semifinals	SAN JOSE (#2 seed) defeated Detroit (#3 seed), 4-3
	Western Conference Finals	Vancouver (#1 seed) defeated SAN JOSE (#2 seed), 4-1
2009-10	Western Quarterfinals	SAN JOSE (#1 seed) defeated Colorado (#8 seed), 4-2
	Western Semifinals	SAN JOSE (#1 seed) defeated Detroit (#5 seed), 4-1
	Western Conference Finals	Chicago (#2 seed) defeated SAN JOSE (#1 seed), 4-0
2008-09	Western Quarterfinals	Anaheim (#8 seed) defeated SAN JOSE (#1 seed), 4-2
2007-08	Western Quarterfinals	SAN JOSE (#2 seed) defeated Calgary (#7 seed), 4-3
	Western Semifinals	Dallas (#5 seed) defeated SAN JOSE (#2 seed), 4-2
2006-07	Western Quarterfinals	SAN JOSE (#5 seed) defeated Nashville (#4 seed), 4-1
	Western Semifinals	Detroit (#1 seed) defeated SAN JOSE (#5 seed), 4-2
2005-06	Western Quarterfinals	SAN JOSE (#5 seed) defeated Nashville (#4 seed), 4-1
	Western Semifinals	Edmonton (#8 seed) defeated SAN JOSE (#5 seed), 4-2
2003-04	Western Quarterfinals	SAN JOSE (#2 seed) defeated St. Louis (#7 seed), 4-1
	Western Semifinals	SAN JOSE (#2 seed) defeated Colorado (#4 seed), 4-2
	Western Conference Finals	Calgary (#6 seed) defeated SAN JOSE (#2 seed), 4-2
2001-02	Western Quarterfinals	SAN JOSE (#3 seed) defeated Phoenix (#6 seed), 4-1
	Western Semifinals	Colorado (#2 seed) defeated SAN JOSE (#3 seed), 4-3
2000-01	Western Quarterfinals	St. Louis (#4 seed) defeated SAN JOSE (#5 seed), 4-2
1999-00	Western Quarterfinals	SAN JOSE (#8 seed) defeated St. Louis (#1 seed), 4-3
	Western Semifinals	Dallas (#2 seed) defeated SAN JOSE (#8 seed), 4-1
1998-99	Western Quarterfinals	Colorado (#2 seed) defeated SAN JOSE (#7 seed), 4-2
1997-98	Western Quarterfinals	Dallas (#1 seed) defeated SAN JOSE (#8 seed), 4-2
1994-95	Western Quarterfinals	SAN JOSE (#7 seed) defeated Calgary (#2 seed), 4-3
	Western Semifinals	Detroit (#1 seed) defeated SAN JOSE (#7 seed), 4-0
1993-94	Western Quarterfinals	SAN JOSE (#8 seed) defeated Detroit (#1 seed), 4-3
	Western Semifinals	Toronto (#3 seed) defeated SAN JOSE (#8 seed), 4-3

PLAYOFFS





SHARKS WHEN FACING ELIMINATION

DATE	OPPONENT	SITE	ROUND/ GAME #	SCORE	GWG
4/30/94	Detroit	Joe Louis Arena	WQF/#7	3-2 W	Baker
5/14/94	Toronto	Maple Leaf Gardens	WSF/#7	2-4 L	Osborne
5/17/95	Calgary	San Jose Arena	WQF/#6	5-3 W	Janney
5/19/95	Calgary	Saddledome	WQF/#7	5-4 W OT	Whitney
5/27/95	Detroit	San Jose Arena	WSF/#4	2-6 L	Brown
5/02/98	Dallas	San Jose Arena	WQF/#6	2-3 L OT	Keane
5/03/99	Colorado	San Jose Arena	WQF/#6	2-3 L OT	Hejduk
4/25/00	St. Louis	Kiel Center	WQF/#7	3-1 W	Nolan
5/07/00	Dallas	Reunion Arena	WSF/#5	1-4 L	Thornton
4/21/01	St. Louis	Compaq Center	WQF/#6	1-2 L	Demitra
5/15/02	Colorado	Pepsi Center	WSF/#7	0-1 L	Forsberg
5/19/04	Calgary	Pengrowth Saddledome	WCF/#6	1-3 L	Gelinas
5/17/06	Edmonton	Rexall Place	WSF/#6	0-2 L	Horcoff
5/7/07	Detroit	HP Pavilion	WSF/#6	0-2 L	Samuelsson
4/22/08	Calgary	HP Pavilion	WQF/#7	5-3 W	Pavelski
4/30/08	Dallas	American Airlines Center	WSF/#4	2-1 W	Michalek
5/2/08	Dallas	HP Pavilion	WSF/#5	3-2 W OT	Pavelski
5/4/08	Dallas	American Airlines Center	WSF/#6	1-2 L 4OT	Morrow
4/25/09	Anaheim	HP Pavilion	WQF/#5	3-2 W OT	Marleau
4/27/09	Anaheim	Honda Center	WQF/#6	1-4 L	Selanne
5/23/10	Chicago	United Center	WCF/#4	2-4 L	Byfuglien
5/12/11	Detroit	HP Pavilion	WSF/#7	3-2 W	Marleau
5/24/11	Vancouver	Rogers Arena	WCF/#5	2-3 L 2OT	Bieksa
4/21/12	St. Louis	Scottrade Center	WQF/#5	1-3 L	Perron
5/26/13	Los Angeles	HP Pavilion	WSF/#6	2-1 W	Galiardi
5/28/13	Los Angeles	Staples Center	WSF/#7	1-2 L	Williams
4/30/14	Los Angeles	SAP Center	FR/#7	1-5 L	Kopitar
5/12/16	Nashville	SAP Center	SR/#7	5-0 W	Pavelski
6/9/16	Pittsburgh	CONSOL Energy Center	SCF/#5	4-2 W	Karlsson
6/12/16	Pittsburgh	SAP Center	SCF/#6	1-3 L	Letang

Possible Playoff Elimination Games Played: 30

Team Record: 12-18 Home: 7-6 Road: 5-12



OPPONENTS WHEN FACING ELIMINATION

DATE	OPPONENT	SITE	ROUND/ GAME #	SCORE	GWG
4/28/94	Detroit	Joe Louis Arena	WQF/#6	7-1 W	Chiasson
4/30/94	Detroit	Joe Louis Arena	WQF/#7	2-3 L	Baker
5/12/94	Toronto	Maple Leaf Gardens	WSF/#6	3-2 W OT	Gartner
5/14/94	Toronto	Maple Leaf Gardens	WSF/#7	4-2 W	Osborne
5/19/95	Calgary	Saddledome	WQF/#7	4-5 L OT	Whitney
4/21/00	St. Louis	Kiel Center	WQF/#5	5-3 W	Pronger
4/23/00	St. Louis	San Jose Arena	WQF/#6	6-2 W	Hecht
4/25/00	St. Louis	Kiel Center	WSF/#7	1-3 L	Nolan
4/26/02	Phoenix	Compaq Center	WQF/#5	1-4 L	Graves
5/13/02	Colorado	Compaq Center	WSF/#6	2-1 W	Forsberg
5/15/02	Colorado	Pepsi Center	WSF/#7	1-0 W	Forsberg
4/15/04	St. Louis	HP Pavilion	WQF/#5	1-3 L	Smith
4/28/04	Colorado	Pepsi Center	WSF/#4	1-0 W OT	Sakic
5/01/04	Colorado	HP Pavilion	WSF/#5	2-1 W OT	Sakic
5/04/04	Colorado	Pepsi Center	WSF/#6	1-3 L	Goc
4/30/06	Nashville	Gaylord Ent. Center	WQF/#5	2-1 L	Marleau
4/20/07	Nashville	Nashville Arena	WQF/#5	3-2 L	Marleau
4/20/08	Calgary	Pengrowth Saddledome	WQF/#6	2-0 W	Nolan
4/22/08	Calgary	HP Pavilion	WQF/#7	3-5 L	Pavelski
4/24/10	Colorado	Pepsi Center	WQF/#6	2-5 L	Pavelski
5/6/10	Detroit	Joe Louis Arena	WSF/#4	7-1 W	Zetterberg
5/8/10	Detroit	HP Pavilion	WSF/#5	1-2 L	Marleau
4/23/11	Los Angeles	HP Pavilion	WQF/#5	3-1 W	Clifford
4/25/11	Los Angeles	Staples Center	WQF/#6	3-4 L	Thornton
5/6/11	Detroit	Joe Louis Arena	WSF/#4	4-3 W	Helm
5/8/11	Detroit	HP Pavilion	WSF/#5	4-3 W	Holmstrom
5/10/11	Detroit	Joe Louis Arena	WSF/#6	3-1 W	Filppula
5/12/11	Detroit	HP Pavilion	WSF/#7	2-3 L	Marleau
5/7/13	Vancouver	HP Pavilion	WQF/#4	3-4 L	Marleau
5/28/13	Los Angeles	Staples Center	WSF/#7	2-1 W	Williams
4/24/14	Los Angeles	Staples Center	FR/#4	6-3 W	Toffoli
4/26/14	Los Angeles	SAP Center	FR/#5	3-0 W	Toffoli
4/28/14	Los Angeles	Staples Center	FR/#6	4-1 W	Williams
4/30/14	Los Angeles	SAP Center	FR/#7	5-1 W	Kopitar
4/22/16	Los Angeles	Staples Center	FR/#5	3-6 L	Donskoi
5/9/16	Nashville	Bridgestone Arena	SR/#6	4-3 W OT	Arvidsson
5/12/16	Nashville	SAP Center	SR/#7	0-5 L	Pavelski
5/25/16	St. Louis	SAP Center	WCF/#6	2-5 L	Ward

Possible Playoff Elimination Games Played: 38

Opponents Record: 21-17 Home: 15-10 Road: 6-7

SHARKS PLAYOFF RECORD BY GAME OF SERIES

GAME ONE

DATE	OPPONENT	ROUND	LOCATION	SCORE	OT	GWG	GOALTENDERS (SJ/OPP)
4/18/94	Detroit	WQF	Joe Louis Arena	5-4 W	-	Kroupa	Irbe/Essensa
5/2/94	Toronto	WSF	Maple Leaf Gardens	3-2 W	-	Garpenlov	Irbe/Potvin
5/7/95	Calgary	WQF	Saddledome	5-4 W	-	Baker	Irbe/Tabaracci-KIDD
5/21/95	Detroit	WSF	Joe Louis Arena	0-6 L	-	Ciccarelli	Flaherty/Vernon
4/22/98	Dallas	WQF	Reunion Arena	1-4 L	-	Lind	Vernon/Belfour
4/24/99	Colorado	WQF	San Jose Arena	1-3 L	-	Ozolinish	Vernon/Roy
4/12/00	St. Louis	WQF	Kiel Center	3-5 L	-	Pronger	Shields/Turek
4/28/00	Dallas	WSF	Reunion Arena	0-4 L	-	Gavey	Shields/Belfour
4/12/01	St. Louis	WQF	Savvis Center	1-3 L	-	Young	Nabokov/Turek
4/12/02	Phoenix	WQF	Compaq Center	2-1 W	-	Marleau	Nabokov/Burke
5/1/02	Colorado	WSF	Pepsi Center	6-3 W	-	Marleau	Nabokov/Roy
4/08/04	St. Louis	WQF	HP Pavilion	1-0 W OT	9:16	Dimitrakos	Nabokov/Osgood
4/22/04	Colorado	WSF	HP Pavilion	5-2 W	-	Hannan	Nabokov/AEBISCHER-Salo
5/09/04	Calgary	WCF	HP Pavilion	3-4 L OT	18:43	Montador	Nabokov/Kiprusoff
4/21/06	Nashville	WQF	Gaylord Ent. Center	3-4 L	-	Hall	Toskala/Mason
5/7/06	Edmonton	WSF	HP Pavilion	2-1 W	-	Ehrhoff	Toskala/Roloson
4/11/07	Nashville	WQF	Nashville Arena	5-4 W (2OT)	28:14	Rissmiller	Nabokov/Vokoun
4/26/07	Detroit	WSF	Joe Louis Arena	2-0 W	-	Carle	Nabokov/Hasek
4/9/08	Calgary	WQF	HP Pavilion	2-3 L	-	Yelle	Nabokov/Kiprusoff
4/25/08	Dallas	WSF	HP Pavilion	2-3 L OT	4:39	Morrow	Nabokov/Turco
4/16/09	Anaheim	WQF	HP Pavilion	0-2 L	-	S. Niedermayer	Nabokov/Hiller
4/14/10	Colorado	WQF	HP Pavilion	1-2 L	-	Stewart	Nabokov/Anderson
4/29/10	Detroit	WSF	HP Pavilion	4-3 W	-	Pavelski	Nabokov/Howard
5/16/10	Chicago	WCF	HP Pavilion	1-2 L	-	Byfuglien	Nabokov/Niemi
4/14/11	Los Angeles	WQF	HP Pavilion	3-2 W	14:44	Pavelski	Niemi/Quick
4/29/11	Detroit	WSF	HP Pavilion	2-1 W	7:03	Ferriero	Niemi/Howard
5/15/11	Vancouver	WCF	Rogers Arena	2-3 L	-	H. Sedin	Niemi/Luongo
4/12/12	St. Louis	WQF	Scottrade Center	3-2 W (2OT)	23:34	Havlat	Niemi/Halak
5/1/13	Vancouver	WQF	Rogers Arena	3-1 W	-	Boyle	Niemi/Luongo
5/14/13	Los Angeles	WSF	Staples Center	0-2 L	-	Voynov	Niemi/Quick
4/17/14	Los Angeles	FR	SAP Center	6-3 W	-	Torres	Niemi/QUICK-Jones
4/14/16	Los Angeles	FR	Staples Center	4-3 W	-	Pavelski	Jones/Quick
4/29/16	Nashville	SR	SAP Center	5-2 W	-	Ward	Jones/RINNE-Hutton
5/15/16	St. Louis	WCF	Scottrade Center	1-2 L	-	Lehtera	Jones/Elliott
5/30/16	Pittsburgh	SCF	CONSOL Energy Center	2-3 L	-	Bonino	Jones/Murray

All-Time Game One Record: 18-17 Home: 9-7 Road 9-10



SHARKS PLAYOFF RECORD BY GAME OF SERIES

GAME TWO

DATE	OPPONENT	ROUND	LOCATION	SCORE	OT	GWG	GOALTENDERS (SJ/OPP)
4/20/94	Detroit	WQF	Joe Louis Arena	0-4 L	-	Burr	Irbe/Osgood
5/4/94	Toronto	WSF	Maple Leaf Gardens	1-5 L	-	Gartner	Irbe/Potvin
5/9/95	Calgary	WQF	Saddledome	5-4 W OT	12:21	Dahlen	Irbe/Kidd
5/23/95	Detroit	WSF	Joe Louis Arena	2-6 L	-	Yzerman	Irbe/Vernon
4/24/98	Dallas	WQF	Reunion Arena	2-5 L	-	Verbeek	VERNON-Hrudey/Belfour
4/26/99	Colorado	WQF	San Jose Arena	1-2 L OT	7:53	Hejduk	Vernon/Roy
4/15/00	St. Louis	WQF	Kiel Center	4-2 W	-	Ricci	Shields/Turek
4/30/00	Dallas	WSF	Reunion Arena	0-1 L	-	Modano	Shields/Belfour
4/14/01	St. Louis	WQF	Savvis Center	1-0 W	-	Thornton	Nabokov/Turek
4/20/02	Phoenix	WQF	Compaq Center	1-3 L	-	Briere	Nabokov/Burke
5/4/02	Colorado	WSF	Pepsi Center	2-8 L	-	Forsberg	NABOKOV-Kiprusoff/Roy
4/10/04	St. Louis	WQF	HP Pavilion	3-1 W	-	Marleau	Nabokov-OSGOOD/Divis
4/24/04	Colorado	WSF	HP Pavilion	4-1 W	-	Marleau	Nabokov/Aebischer
5/11/04	Calgary	WCF	HP Pavilion	1-4 L	-	Donovan	Nabokov/Kiprusoff
4/23/06	Nashville	WQF	Gaylord Ent. Center	3-0 W	-	Cheechoo	Toskala/Mason
5/8/06	Edmonton	WSF	HP Pavilion	2-1 W	-	J. Thornton	Toskala/Roloson
4/13/07	Nashville	WQF	Nashville Arena	2-5 L	-	Dumont	Nabokov/Vokoun
4/28/07	Detroit	WSF	Joe Louis Arena	2-3 L	-	Datsyuk	Nabokov/Hasek
4/10/08	Calgary	WQF	HP Pavilion	2-0 W	-	Pavelski	Nabokov/Kiprusoff
4/27/08	Dallas	WSF	HP Pavilion	2-5 L	-	Modano	NABOKOV-Boucher/Turco
4/19/09	Anaheim	WQF	HP Pavilion	2-3 L	-	Miller	Nabokov/Hiller
4/16/10	Colorado	WQF	HP Pavilion	6-5 W OT	5:22	Setoguchi	Nabokov/Anderson
5/2/10	Detroit	WSF	HP Pavilion	4-3 W	-	Thornton	Nabokov/Howard
5/18/10	Chicago	WCF	HP Pavilion	2-4 L	-	Toews	Nabokov/Niemi
4/16/11	Los Angeles	WQF	HP Pavilion	0-4 L	-	Johnson	Niemi/Quick
5/1/11	Detroit	WSF	HP Pavilion	2-1 W	-	Wallin	Niemi/Howard
5/18/11	Vancouver	WCF	Rogers Arena	3-7 L	-	Higgins	NIEMI-Niittymaki/Luongo
4/14/12	St. Louis	WQF	Scottrade Center	0-3 L	-	Sobotka	Niemi/HALAK-Elliott
5/3/13	Vancouver	WQF	Rogers Arena	3-2 W OT	5:31	Torres	Niemi/Luongo
5/16/13	Los Angeles	WSF	Staples Center	3-4 L	-	Lewis	Niemi/Quick
4/20/14	Los Angeles	FR	SAP Center	7-2 W	-	Braun	Niemi/QUICK-Jones
4/16/16	Los Angeles	FR	Staples Center	2-1 W		Couture	Jones/Quick
5/1/16	Nashville	SR	SAP Center	3-2 W		Thornton	Jones/Rinne
5/17/16	St. Louis	WCF	Scottrade Center	4-0 W		Wingels	Jones/Elliott
6/1/16	Pittsburgh	SCF	CONSOL Energy Center	1-2 L OT	2:35	Sheary	Jones/Murray

All-Time Game Two Record: 16-19 Home: 9-7 Road: 7-12

SHARKS PLAYOFF RECORD BY GAME OF SERIES

GAME THREE

DATE	OPPONENT	ROUND	LOCATION	SCORE	OT	GWG	GOALTENDERS (S/J/OPP)
4/22/94	Detroit	WQF	San Jose Arena	2-3 L	-	Burr	Irbe/Osgood
5/6/94	Toronto	WSF	San Jose Arena	5-2 W	-	Dahlen	Irbe/POTVIN-Rhodes
5/11/95	Calgary	WQF	San Jose Arena	2-9 L	-	Sullivan	IRBE-Flaherty/Kidd
5/25/95	Detroit	WSF	San Jose Arena	2-6 L	-	S. Kozlov	Flaherty,Vernon
4/26/98	Dallas	WQF	San Jose Arena	4-1 W	-	Nolan	Vernon/BELFOUR-Fernandez
4/28/99	Colorado	WQF	McNichols Arena	4-2 W	-	Sturm	Vernon/Roy
4/17/00	St. Louis	WQF	San Jose Arena	2-1 W	-	Nolan	Shields/Turek
5/2/00	Dallas	WSF	San Jose Arena	2-1 W	-	Nolan	Shields/Belfour
4/16/01	St. Louis	WQF	Compaq Center	3-6 L	-	Drake	NABOKOV-Kiprusoff/Turek
4/22/02	Phoenix	WQF	America West Arena	4-1 W	-	Graves	Nabokov/Burke
5/6/02	Colorado	WSF	Compaq Center	6-4 W	-	Marleau	Nabokov/Roy
4/12/04	St. Louis	WQF	Savvis Center	1-4 L	-	Drake	Nabokov/Osgood
4/26/04	Colorado	WSF	Pepsi Center	1-0 W	-	Damphousse	Nabokov/Aebischer
5/13/04	Calgary	WCF	Pengrowth Saddledome	3-0 W	-	Damphousse	Nabokov/Kiprusoff
4/25/06	Nashville	WQF	HP Pavilion	4-1 W	-	Bernier	Toskala/Mason
5/10/06	Edmonton	WSF	Rexall Place	2-3 L (3 OT)	42:24	Horcoff	Toskala/Roloson
4/16/07	Nashville	WQF	HP Pavilion	3-1 W	-	Clowe	Nabokov/Vokoun
4/30/07	Detroit	WSF	HP Pavilion	2-1 W	-	Cheechoo	Nabokov/Hasek
4/13/08	Calgary	WQF	Pengrowth Saddledome	3-4 L	-	Nolan	Nabokov/Kiprusoff/JOSEPH
4/29/08	Dallas	WSF	American Airlines Center	1-2 L OT	4:37	Norstrom	Nabokov/Turco
4/21/09	Anaheim	WQF	Honda Center	4-3 W	-	Marleau	Nabokov/Hiller
4/18/10	Colorado	WQF	Pepsi Center	0-1 L OT	0:54	O'Reilly	Nabokov/Anderson
5/4/10	Detroit	WSF	Joe Louis Arena	4-3 W OT	7:07	Marleau	Nabokov/Howard
5/21/10	Chicago	WCF	United Center	2-3 L OT	12:24	Byfuglien	Nabokov/Niemi
4/19/11	Los Angeles	WQF	Staples Center	6-5 W OT	3:09	Setoguchi	Niemi-NIITYMAKI/Quick
5/4/11	Detroit	WSF	Joe Louis Arena	4-3 W OT	9:21	Setoguchi	Niemi/Howard
5/20/11	Vancouver	WCF	HP Pavilion	4-3 W	-	Boyle	Niemi/Luongo
4/16/12	St. Louis	WQF	HP Pavilion	3-4 L	-	Steen	Niemi/Elliott
5/5/13	Vancouver	WQF	HP Pavilion	5-2 W	-	Couture	Niemi/SCHNEIDER-Luongo
5/18/13	Los Angeles	WSF	HP Pavilion	2-1 W OT	1:29	Couture	Niemi/Quick
4/22/14	Los Angeles	FR	Staples Center	4-3 W OT	6:20	Marleau	Niemi/Quick
4/18/16	Los Angeles	FR	SAP Center	1-2 L OT	3:47	Pearson	Jones/Quick
5/3/16	Nashville	SR	Bridgestone Arena	1-4 L		Weber	Jones/Rinne
5/19/16	St. Louis	WCF	SAP Center	3-0 W		Hertl	Jones/ELLIOTT-Allen
6/4/16	Pittsburgh	SCF	SAP Center	3-2 W OT	12:18	Donskoi	Jones/Murray

All-Time Game Three Record: 22-13 Home: 13-6 Road: 9-7



SHARKS PLAYOFF RECORD BY GAME OF SERIES

GAME FOUR

DATE	OPPONENT	ROUND	LOCATION	SCORE	OT	GWG	GOALTENDERS (SJ/OPP)
4/23/94	Detroit	WQF	San Jose Arena	4-3 W	-	Makarov	Irbe/Osgood
5/8/94	Toronto	WSF	San Jose Arena	3-8 L	-	Clark	IRBE-Waite/Potvin
5/13/95	Calgary	WQF	San Jose Arena	4-6 L	-	Reichel	Irbe/Kidd
5/27/95	Detroit	WSF	San Jose Arena	2-6 L*	-	Brown	Flaherty/Vernon
4/28/98	Dallas	WQF	San Jose Arena	1-0 W OT	6:31	Zyuzin	Vernon/Belfour
4/30/99	Colorado	WQF	McNichols Arena	7-3 W	-	Korolyuk	Vernon/ROY, Billington
4/19/00	St. Louis	WQF	San Jose Arena	3-2 W	-	Suter	Shields/Turek
5/5/00	Dallas	WSF	San Jose Arena	5-4 L	-	Nieuwendyk	Shields/Belfour
4/17/01	St. Louis	WQF	Compaq Center	3-2 W	-	Nolan	Kiprusoff/Turek
4/24/02	Phoenix	WQF	America West Arena	2-1 W	-	Ricci	Nabokov/Burke
5/8/02	Colorado	WSF	Compaq Center	1-4 L	-	Sakic	Nabokov/Roy
4/13/04	St. Louis	WQF	Savvis Center	4-3 W	-	Korolyuk	Nabokov/Osgood
4/28/04	Colorado	WSF	Pepsi Center	0-1 L OT	5:15	Sakic	Nabokov/Aebischer
5/16/04	Calgary	WCF	Pengrowth Saddledome	4-1 W	-	Dampousse	Nabokov/KIPRUSOFF-Turek
4/27/06	Nashville	WQF	HP Pavilion	5-4 W	-	Marleau	Toskala/Mason
5/12/06	Edmonton	WSF	Rexall Place	3-6 L	-	J. Smith	Toskala/Rolason
4/18/07	Nashville	WQF	HP Pavilion	3-2 W	-	Michalek	Nabokov/Vokoun
5/2/07	Detroit	WSF	HP Pavilion	2-3 L OT	16:04	Schneider	Nabokov/Hasek
4/15/08	Calgary	WQF	Pengrowth Saddledome	3-2 W	-	Thornton	Nabokov/Kiprusoff
4/30/08	Dallas	WSF	American Airlines Center	2-1 W	-	Michalek	Nabokov/Turco
4/23/09	Anaheim	WQF	Honda Center	0-4 L	-	Ryan	Nabokov/Hiller
4/20/10	Colorado	WQF	Pepsi Center	2-1 W OT	10:24	Pavelski	Nabokov/Anderson
5/6/10	Detroit	WSF	Joe Louis Arena	1-7 L	-	Zetterberg	NABOKOV-Greiss/Howard
5/23/10	Chicago	WCF	United Center	2-4 L*	-	Byfuglien	Nabokov/Niemi
4/21/11	Los Angeles	WQF	Staples Center	6-3 W	-	Thornton	Niemi/Quick
5/6/11	Detroit	WSF	Joe Louis Arena	3-4 L	-	Helm	Niemi/Howard
5/22/11	Vancouver	WCF	HP Pavilion	2-4 L	-	Salo	Niemi/Luongo
4/19/12	St. Louis	WQF	HP Pavilion	1-2 L	-	McDonald	Niemi/Elliott
5/7/13	Vancouver	WQF	HP Pavilion	4-3 W OT*	13:18	Marleau	Niemi/Schneider
5/21/13	Los Angeles	WSF	HP Pavilion	2-1 W	-	Couture	Niemi/Quick
4/24/14	Los Angeles	FR	Staples Center	3-6 L	-	Toffoli	NIEMI-Stalock/Quick
4/20/16	Los Angeles	FR	SAP Center	3-2 W	-	Marleau	Jones-Quick
5/5/16	Nashville	SR	Bridgestone Arena	3-4 L (3OT)	51:12	Fisher	Jones-Rinne
5/21/16	St. Louis	WCF	SAP Center	3-6 L	-	Brodziak	JONES-Reimer/Allen
6/6/16	Pittsburgh	SCF	SAP Center	1-3 L	-	Malkin	Jones/Murray

All-Time Game Four Record: 17-18 Home: 9-10 Road: 8-8

SHARKS PLAYOFF RECORD BY GAME OF SERIES

GAME FIVE

DATE	OPPONENT	ROUND	LOCATION	SCORE	OT	GWG	GOALTENDERS (SJ/OPP)
4/26/94	Detroit	WQF	San Jose Arena	6-4 W	-	Garpenlov	Irbe/OSGOOD-Essensa
5/10/94	Toronto	WSF	San Jose Arena	5-2 W	-	Makarov	Irbe/Potvin
5/15/95	Calgary	WQF	Saddledome	0-5 L	-	Nieuwendyk	IRBE-Flaherty/ Kidd
4/30/98	Dallas	WQF	Reunion Arena	2-3 L	-	Modano	Vernon/Belfour
5/1/99	Colorado	WQF	McNichols Arena	2-6 L	-	Sakic	Shields/Roy
4/21/00	St. Louis	WQF	Kiel Center	3-5 L	-	Pronger	Shields/Turek
5/7/00	Dallas	WSF	Reunion Arena	1-4 L*	-	Thornton	Shields/Belfour
4/19/01	St. Louis	WQF	Savvis Center	2-3 L OT	9:54	Salvador	Kiprusoff/Turek
4/26/02	Phoenix	WQF	Compaq Center	4-1 W*	-	Graves	Nabokov/Burke
5/11/02	Colorado	WSF	Pepsi Center	5-3 W	-	Selanne	Nabokov/Roy
4/15/04	St. Louis	WQF	HP Pavilion	3-1 W	-	Smith	Nabokov/ Osgood
5/01/04	Colorado	WSF	HP Pavilion	1-2 L OT	1:54	Sakic	Nabokov/ Aebischer
5/17/04	Calgary	WCF	HP Pavilion	0-3 L	-	Iginla	Nabokov/ Kiprusoff
4/30/06	Nashville	WQF	Gaylord Ent. Center	2-1 W*	-	Marleau	Toskala/Mason
5/14/06	Edmonton	WSF	HP Pavilion	3-6 L	-	Pisani	Toskala/Roloson
4/20/07	Nashville	WQF	Nashville Arena	3-2 W*	-	Marleau	Nabokov/ Vokoun
5/5/07	Detroit	WSF	Joe Louis Arena	1-4 L	-	Datsyuk	Nabokov/Hasek
4/17/08	Calgary	WQF	HP Pavilion	4-3 W	-	Cheechoo	Nabokov/ Kiprusoff
5/2/08	Dallas	WSF	HP Pavilion	3-2 W OT	1:05	Pavelski	Nabokov/Turco
4/25/09	Anaheim	WQF	HP Pavilion	3-2 W OT	6:02	Marleau	Nabokov/Hiller
4/22/10	Colorado	WQF	HP Pavilion	5-0 W	-	Couture	Nabokov/ ANDERSON-Budaj
5/8/10	Detroit	WSF	HP Pavilion	2-1 W*	-	Marleau	Nabokov/ Howard
4/23/11	Los Angeles	WQF	HP Pavilion	1-3 L	-	Clifford	NIEMI-Nittymaki/ Quick
5/8/11	Detroit	WSF	HP Pavilion	3-4 L	-	Holmstrom	Niemi/Howard
5/24/11	Vancouver	WCF	Rogers Arena	2-3 L 2 OT*	30:18	Biekse	Niemi/Luongo
4/21/12	St. Louis	WQF	Scottrade Center	1-3 L*	-	Perron	Niemi/Elliott
5/23/13	Los Angeles	WSF	Staples Center	0-3 L	-	Kopitar	Niemi/Quick
4/26/14	Los Angeles	FR	SAP Center	0-3 L	-	Toffoli	NIEMI/Stalock
4/22/16	Los Angeles	FR	Staples Center	6-3 W*	-	Donskoi	Jones/Quick
5/7/16	Nashville	SR	SAP Center	5-1 W	-	Pavelski	Jones/RINNE-Hutton
5/23/16	St. Louis	WCF	Scottrade Center	6-3 W	-	Pavelski	Jones/Allen
6/9/16	Pittsburgh	SCF	CONSOL Energy Center	4-2 W	-	Karlsson	Jones/Murray

All-Time Game Five Record: 16-16 Home: 10-6 Road: 6-11



SHARKS PLAYOFF RECORD BY GAME OF SERIES

GAME SIX

DATE	OPPONENT	ROUND	LOCATION	SCORE	OT	GWG	GOALTENDERS (SJ/OPP)
4/28/94	Detroit	WQF	Joe Louis Arena	1-7 L	-	Chiasson	IRBE-Waite/Osgood
5/12/94	Toronto	WSF	Maple Leaf Gardens	2-3 L OT	8:53	Gartner	Irbe/Potvin
5/17/95	Calgary	WQF	San Jose Arena	5-3 W	-	Janney	Flaherty/Kidd
5/2/98	Dallas	WQF	San Jose Arena	2-3 L OT*	3:43	Keane	Vernon/Belfour
5/3/99	Colorado	WQF	San Jose Arena	2-3 L OT	13:12	Hejduk	Vernon/Roy
4/23/00	St. Louis	WQF	San Jose Arena	2-6 L	-	Hecht	SHIELDS-Nabokov/Turek
4/21/01	St. Louis	WQF	Compaq Center	1-2 L*	-	Demitra	Nabokov/Turek
5/13/02	Colorado	WSF	Compaq Center	1-2 L OT	2:47	Forsberg	Nabokov/Roy
5/04/04	Colorado	WSF	Pepsi Center	3-1 W*	-	Goc	Nabokov/Aebischer
5/19/04	Calgary	WCF	Pengrowth Saddledome	1-3 L*	-	Gelinas	Nabokov/Kiprusoff
5/17/06	Edmonton	WSF	Rexall Place	0-2 L*	-	Peca	Toskala/Roloson
5/7/07	Detroit	WSF	HP Pavilion	0-2 L*	-	Samuelsson	Nabokov/Hasek
4/20/08	Calgary	WQF	Pengrowth Saddledome	0-2 L	-	Nolan	Nabokov/Kiprusoff
5/4/08	Dallas	WSF	American Airlines Center	1-2 L (4 OT)*	69:03	Morrow	Nabokov/Turco
4/27/09	Anaheim	WQF	Honda Center	1-4 L*	-	Selanne	Nabokov/Hiller
4/24/10	Colorado	WQF	Pepsi Center	5-2 W*	-	Pavelski	Nabokov/Anderson
4/25/11	Los Angeles	WQF	Staples Center	4-3 OT*	2:22	Thornton	Niemi/Quick
5/10/11	Detroit	WSF	Joe Louis Arena	1-3 L	-	Filppula	Niemi/Howard
5/26/13	Los Angeles	WSF	HP Pavilion	2-1 W	-	Galiardi	Niemi/Quick
4/28/14	Los Angeles	FR	Staples Center	1-4 L	-	Williams	Stalock/Quick
5/9/16	Nashville	SR	Bridgestone Arena	3-4 L OT	2:03	Arvidsson	Jones/Rinne
5/25/16	St. Louis	WCF	SAP Center	5-2 W*	-	Ward	Jones/Elliott
6/12/16	Pittsburgh	SCF	SAP Center	1-3 L*	-	Letang	Jones/Murray

All-Time Game Six Record: **6-17** Home: **3-7** Road: **3-10**

GAME SEVEN

DATE	OPPONENT	ROUND	LOCATION	SCORE	OT	GWG	GOALTENDERS (SJ/OPP)
4/30/94	Detroit	WQF	Joe Louis Arena	3-2 W	-	Baker	Irbe/Osgood
5/14/94	Toronto	WSF	Maple Leaf Gardens	2-4 L	-	Osborne	Irbe/Potvin
5/19/95	Calgary	WQF	Saddledome	5-4 W (2 OT)	21:54	Whitney	Flaherty/Kidd
4/25/00	St. Louis	WQF	Kiel Center	3-1 W	-	Nolan	Shields/Turek
5/15/02	Colorado	WSF	Pepsi Center	0-1 L	-	Forsberg	Nabokov/Roy
4/22/08	Calgary	WQF	HP Pavilion	5-3 W	-	Pavelski	Nabokov/KIPRUSOFF-Joseph
5/12/11	Detroit	WSF	HP Pavilion	3-2 W	-	Marleau	Niemi/Howard
5/28/13	Los Angeles	WSF	Staples Center	1-2 L	-	Williams	Niemi/Quick
4/30/14	Los Angeles	FR	SAP Center	1-5 L	-	Kopitar	Niemi/Quick
5/12/16	Nashville	SR	SAP Center	5-0 W	-	Pavelski	Jones/RINNE-Hutton

All-Time Game Seven Record: **6-4** Home: **3-1** Road: **3-3**

SCF = Stanley Cup Final

WCF = Western Conference Final

WQF/FR = Western Conference Quarterfinals/First Round

WSF/SR = Western Conference Semifinals/Second Round

2016 SHARKS PLAYOFF SUMMARY

WESTERN CONFERENCE FIRST ROUND SAN JOSE SHARKS VS. LOS ANGELES KINGS SHARKS SUMMARY: WON-4 LOST-1

DATE	SCORE	ATT.	GOALTENDERS	GW GOAL
APRIL 14	SHARKS 4; @KINGS 3	18,230	JONES/QUICK	JOE PAVELSKI
APRIL 16	SHARKS 2; @KINGS 1	18,514	JONES/QUICK	LOGAN COUTURE
APRIL 18	@SHARKS 1; KINGS 2 OT	17,562	JONES/QUICK	TANNER PEARSON
APRIL 20	@SHARKS 3; KINGS 2	17,562	JONES/QUICK	PATRICK MARLEAU
APRIL 22	SHARKS 6; @KINGS 3	18,543	JONES/QUICK	JOONAS DONSKOI

GOALS BY PERIOD	1ST	2ND	3RD	OT	TOTAL	SHOTS BY PERIOD	1ST	2ND	3RD	OT	TOTAL
SHARKS	5	6	5	0	16	SHARKS	46	55	29	3	133
KINGS	2	5	3	1	11	KINGS	35	46	42	2	125

INDIVIDUAL SCORING

PLAYER	GP	G	A	PTS	+/-	PIM	PP	SH	GW	OT	EN	S	PCTG
BRENT BURNS	5	2	6	8	1	0	1	0	0	0	0	19	10.5
JOE PAVELSKI	5	5	1	6	2	0	2	0	1	0	0	14	35.7
LOGAN COUTURE	5	1	5	6	-2	0	1	0	1	0	0	8	12.5
PATRICK MARLEAU	5	1	3	4	0	0	1	0	1	0	0	8	12.5
JOEL WARD	5	0	4	4	0	6	0	0	0	0	0	6	0.0
JOONAS DONSKOI	5	2	1	3	-2	0	0	0	1	0	0	6	33.3
JOE THORNTON	5	1	2	3	2	0	0	0	0	0	0	7	14.3
TOMAS HERTL	5	1	1	2	4	2	0	0	0	0	0	8	12.5
MELKER KARLSSON	5	1	0	1	1	2	0	0	0	0	1	5	20.0
MATT NIETO	5	1	0	1	0	4	0	0	0	0	0	7	14.3
CHRIS TIERNEY	5	1	0	1	2	4	0	0	0	0	0	4	25.0
JUSTIN BRAUN	5	0	1	1	1	0	0	0	0	0	0	2	0.0
PAUL MARTIN	5	0	1	1	4	0	0	0	0	0	0	5	0.0
MARC-EDOUARD VLASIC	5	0	1	1	2	2	0	0	0	0	0	9	0.0
BRENDEN DILLON	5	0	0	0	-1	0	0	0	0	0	0	4	0.0
ROMAN POLAK	5	0	0	0	0	2	0	0	0	0	0	6	0.0
NICK SPALING	5	0	0	0	0	6	0	0	0	0	0	4	0.0
TOMMY WINGELS	5	0	0	0	1	2	0	0	0	0	0	11	0.0

POWER PLAY: 5-21 (23.8%) PENALTY KILLING: 11-14 (78.6%)

GOALTENDING SHARKS	GP	MIN	W-L-T	SO	GA	SA	SV	GAA	SV%
MARTIN JONES	5	303	4-1-0	0	11	125	114	2.18	.912



2016 SHARKS PLAYOFF SUMMARY

WESTERN CONFERENCE SECOND ROUND SAN JOSE SHARKS VS. NASHVILLE PREDATORS SUMMARY FOR SHARKS - WON: 4 LOST: 3

PLAYOFFS

DATE	SCORE	ATT.	GOALTENDERS	GW GOAL
APRIL 29	@SHARKS 5; PREDATORS 2	17,026	JONES/RINNE, HUTTON	LOGAN COUTURE
MAY 1	@SHARKS 3; PREDATORS 2	17,562	JONES/RINNE	JOE THORNTON
MAY 3	SHARKS 1; @PREDATORS 4	17,163	JONES/RINNE	SHEA WEBER
MAY 5	SHARKS 3; @PREDATORS 4 OT	17,188	JONES/RINNE	MIKE FISHER
MAY 7	@SHARKS 5; PREDATORS 1	17,562	JONES/RINNE, HUTTON	JOE PAVELSKI
MAY 9	SHARKS 3; @PREDATORS 4 OT	17,292	JONES/RINNE	VIKTOR ARVIDSSON
MAY 12	@SHARKS 5; PREDATORS 0	17,562	JONES/RINNE, HUTTON	JOE PAVELSKI

GOALS BY PERIOD	1ST	2ND	3RD	OT	TOTAL	SHOTS BY PERIOD	1ST	2ND	3RD	OT	TOTAL
SHARKS	8	5	12	0	25	SHARKS	70	62	53	26	211
PREDATORS	4	4	7	2	17	PREDATORS	58	64	75	20	217

INDIVIDUAL SCORING

PLAYER	GP	G	A	PTS	+/-	PIM	PP	SH	GW	OT	EN	S	PCTG
LOGAN COUTURE	7	6	5	11	4	0	3	0	1	0	1	24	25.0
JOE THORNTON	7	2	6	8	0	6	1	0	1	0	1	11	18.2
JOE PAVELSKI	7	4	3	7	-1	2	2	0	2	0	0	25	16.0
BRENT BURNS	7	2	5	7	2	6	1	0	0	0	0	24	8.3
MARC-EDOUARD VLASIC	7	0	7	7	5	4	0	0	0	0	0	16	0.0
PATRICK MARLEAU	7	3	2	5	-1	0	0	0	0	0	0	14	21.4
JOONAS DONSKOI	7	1	3	4	4	4	0	0	0	0	0	11	9.1
CHRIS TIERNEY	7	2	1	3	1	0	0	0	0	0	0	4	50.0
JOEL WARD	7	2	1	3	3	6	0	0	0	0	0	10	20.0
TOMAS HERTL	7	1	2	3	1	0	1	0	0	0	0	20	5.0
MELKER KARLSSON	7	1	1	2	-2	4	0	0	0	0	0	8	12.5
JUSTIN BRAUN	7	0	2	2	0	4	0	0	0	0	0	11	0.0
PAUL MARTIN	7	0	2	2	0	0	0	0	0	0	0	3	0.0
MATT NIETO	6	0	2	2	1	4	0	0	0	0	0	5	0.0
TOMMY WINGELS	5	1	0	1	1	2	0	0	0	0	1	6	16.7
NICK SPALING	7	0	1	1	0	0	0	0	0	0	0	4	0.0
BRENDEN DILLON	7	0	0	0	-2	6	0	0	0	0	0	9	0.0
ROMAN POLAK	7	0	0	0	-1	4	0	0	0	0	0	5	0.0
DAINIUS ZUBRUS	3	0	0	0	0	0	0	0	0	0	0	1	0.0

POWER PLAY: 8-21 (38.1%) PENALTY KILLING: 17-20 (85.0%)

GOALTENDING SHARKS	GP	MIN	W-L-T	SO	GA	SA	SV	GAA	SV%
MARTINJONES	7	473	4-3-0	1	17	217	200	2.16	.922

2016 SHARKS PLAYOFF SUMMARY

WESTERN CONFERENCE FINAL SAN JOSE SHARKS VS. ST. LOUIS BLUES SUMMARY FOR SHARKS - WON: 4 LOST: 2

PLAYOFFS

DATE	SCORE	ATT.	GOALTENDERS	GW GOAL
MAY 15	SHARKS 1; @ BLUES 2	19,483	JONES/ELLIOTT	JORI LEHTERA
MAY 17	SHARKS 4; @BLUES 0	19,596	JONES/ELLIOTT	TOMMY WINGELS
MAY 19	@SHARKS 3; BLUES 0	17,562	JONES/ELLIOTT, ALLEN	TOMAS HERTL
MAY 21	@SHARKS 3; BLUES 6	17,562	REIMER, JONES/ALLEN	KYLE BRODZIAK
MAY 23	SHARKS 6; @BLUES 3	19,372	JONES/ALLEN	JOE PAVELSKI
MAY 25	@SHARKS 5; BLUES 2	17,562	JONES/ELLIOTT, ALLEN	JOEL WARD

GOALS BY PERIOD	1ST	2ND	3RD	OT	TOTAL	SHOTS BY PERIOD	1ST	2ND	3RD	OT	TOTAL
SHARKS	5	5	12	0	22	SHARKS	54	57	49	0	160
BLUES	5	4	4	0	13	BLUES	56	42	47	0	145

INDIVIDUAL SCORING

PLAYER	GP	G	A	PTS	+/-	PIM	PP	SH	GW	OT	EN	S	PCTG
JOE PAVELSKI	6	4	5	9	4	0	1	0	1	0	0	22	18.2
LOGAN COUTURE	6	1	6	7	3	8	0	0	0	0	1	16	6.2
JOE THORNTON	6	0	7	7	4	2	0	0	0	0	0	7	0.0
TOMAS HERTL	6	3	2	5	4	2	0	0	1	0	0	17	17.6
BRENT BURNS	6	2	3	5	5	2	2	0	0	0	0	17	11.8
JOEL WARD	6	4	0	4	0	2	1	0	1	0	1	9	44.4
CHRIS TIERNEY	6	2	1	3	2	2	0	0	0	0	1	4	50.0
MARC-EDOUARD VLASIC	6	1	2	3	6	2	0	0	0	0	0	11	9.1
PATRICK MARLEAU	6	0	3	3	3	6	0	0	0	0	0	7	0.0
JOONAS DONSKOI	6	2	0	2	0	0	0	0	0	0	0	8	25.0
DAINIUS ZUBRUS	6	1	1	2	2	0	0	0	0	0	1	6	16.7
PAUL MARTIN	6	0	2	2	4	2	0	0	0	0	0	8	0.0
MELKER KARLSSON	6	1	0	1	2	0	0	0	0	0	0	6	16.7
TOMMY WINGELS	6	1	0	1	2	17	0	0	1	0	0	5	20.0
JUSTIN BRAUN	6	0	1	1	6	2	0	0	0	0	0	9	0.0
BRENDEN DILLON	6	0	0	0	-1	5	0	0	0	0	0	2	0.0
ROMAN POLAK	6	0	0	0	-1	9	0	0	0	0	0	3	0.0
NICK SPALING	6	0	0	0	0	0	0	0	0	0	0	3	0.0

Power Play: 4-21 (19.0%)

Penalty Killing: 13-17 (76.5%)

GOALTENDING SHARKS	GP	MIN	W-L-T	SO	GA	SA	SV	GAA	SV%
MARTIN JONES	6	327	4-2-0	2	11	137	126	2.02	.920
JAMES REIMER	1	29	0-0-0	0	1	7	6	2.06	.857



2016 SHARKS PLAYOFF SUMMARY

STANLEY CUP FINAL SAN JOSE SHARKS VS. PITTSBURGH PENGUINS SHARKS SUMMARY: WON-2 LOST-4

PLAYOFFS

DATE	SCORE	ATT.	GOALTENDERS	GW GOAL
MAY 30	SHARKS 2; @PENGUINS 3	18,596	JONES/MURRAY	NICK BONINO
JUNE 1	SHARKS 1; @PENGUINS 2 OT	18,655	JONES/MURRAY	CONOR SHEARY
JUNE 4	@SHARKS 3; PENGUINS 2 OT	17,562	JONES/MURRAY	JOONAS DONSKOI
JUNE 6	@SHARKS 1; PENGUINS 3	17,562	JONES/MURRAY	EVGENI MALKIN
JUNE 9	SHARKS 4; @PENGUINS 2	18,680	JONES/MURRAY	MELKER KARLSSON
JUNE 12	@SHARKS 1; PENGUINS 3	17,562	JONES/MURRAY	KRIS LETANG

GOALS BY PERIOD	1ST	2ND	3RD	OT	TOTAL	SHOTS BY PERIOD	1ST	2ND	3RD	OT	TOTAL
SHARKS	4	3	4	1	12	SHARKS	35	52	46	6	139
PENGUINS	7	4	3	1	15	PENGUINS	70	61	65	10	206

INDIVIDUAL SCORING

PLAYER	GP	G	A	PTS	+/-	PIM	PP	SH	GW	OT	EN	S	PCTG
LOGAN COUTURE	6	2	4	6	0	0	0	0	0	0	0	17	11.8
MELKER KARLSSON	6	2	2	4	2	4	0	0	1	0	0	6	33.3
BRENT BURNS	6	1	3	4	3	4	0	0	0	0	0	17	5.9
JUSTIN BRAUN	6	2	1	3	0	0	0	0	0	0	0	6	33.3
JOONAS DONSKOI	6	1	2	3	-2	0	0	0	1	1	0	10	10.0
JOE THORNTON	6	0	3	3	-4	2	0	0	0	0	0	9	0.0
JOEL WARD	6	1	1	2	-1	2	0	0	0	0	0	10	10.0
BRENDEN DILLON	6	0	2	2	-1	0	0	0	0	0	0	4	0.0
CHRIS TIERNEY	6	0	2	2	3	0	0	0	0	0	0	3	0.0
PATRICK MARLEAU	6	1	0	1	2	2	0	0	0	0	0	12	8.3
JOE PAVELSKI	6	1	0	1	-4	2	0	0	0	0	1	13	7.7
TOMAS HERTL	2	1	0	1	-1	0	1	0	0	0	0	5	20.0
MARC-EDOUARD VLASIC	6	0	1	1	1	4	0	0	0	0	0	4	0.0
PAUL MARTIN	6	0	0	0	-2	4	0	0	0	0	0	1	0.0
ROMAN POLAK	6	0	0	0	-3	0	0	0	0	0	0	10	0.0
NICK SPALING	6	0	0	0	1	0	0	0	0	0	0	4	0.0
TOMMY WINGELS	6	0	0	0	0	0	0	0	0	0	0	1	0.0
MATT NIETO	5	0	0	0	1	0	0	0	0	0	0	3	0.0
DAINIUS ZUBRUS	5	0	0	0	-1	6	0	0	0	0	0	4	0.0

POWER PLAY: 1-12 (8.3%)

PENALTY KILLING: 10-13 (76.9%)

GOALTENDING SHARKS	GP	MIN	W-L-T	SO	GA	SA	SV	GAA	SV%
MARTIN JONES	6	370	2-4-0	0	14	205	191	2.27	.932



2016-17 SAN JOSE SHARKS MEDIA GUIDE

2014 SHARKS PLAYOFF SUMMARY

WESTERN CONFERENCE FIRST ROUND LOS ANGELES KINGS (#3) VS. SAN JOSE SHARKS (#2) SHARKS SUMMARY: WON-3 LOST-4

PLAYOFFS

DATE	SCORE	ATT.	GOALTENDERS	GW GOAL
APRIL 17	@ SHARKS 6; KINGS 3	17,562	NIEMI/QUICK, JONES	RAFFI TORRES
APRIL 20	@ SHARKS 7; KINGS 2	17,562	NIEMI/QUICK, JONES	JUSTIN BRAUN
APRIL 22	SHARKS 4; @ KINGS 3 OT	18,390	NIEMI/QUICK	PATRICK MARLEAU
APRIL 24	SHARKS 3; @KINGS 6	18,376	NIEMI, STALOCK/QUICK	TYLER TOFFOLI
APRIL 26	@ SHARKS 0; KINGS 3	17,562	NIEMI, STALOCK/QUICK	TYLER TOFFOLI
APRIL 28	SHARKS 1; @ KINGS 4	18,384	STALOCK/QUICK	JUSTIN WILLIAMS
APRIL 30	@ SHARKS 1; KINGS 5	17,562	NIEMI/QUICK	ANZE KOPITAR

GOALS BY PERIOD	1ST	2ND	3RD	OT	TOTAL	SHOTS BY PERIOD	1ST	2ND	3RD	OT	TOTAL
SHARKS	5	9	7	1	22	SHARKS	84	80	83	1	248
KINGS	6	8	12	0	26	KINGS	77	70	71	5	223

INDIVIDUAL SCORING

PLAYER	GP	G	A	PTS	+/-	PIM	PP	SH	GW	OT	EN	S	PCTG
PATRICK MARLEAU	7	3	4	7	0	2	0	0	1	1	0	25	12
JOE PAVELSKI	7	2	4	6	-3	2	1	0	0	0	0	27	7.4
JAMES SHEPPARD	7	2	4	6	3	6	0	0	0	0	0	10	20
MATTHEW NIETO	7	2	3	5	3	0	0	0	0	0	0	14	14.3
TOMAS HERTL	7	2	3	5	-3	2	0	0	0	0	0	19	10.5
DAN BOYLE	7	0	4	4	-1	8	0	0	0	0	0	17	0
JOE THORNTON	7	2	1	3	-6	8	1	0	0	0	0	16	12.5
RAFFI TORRES	7	2	1	3	3	18	0	0	1	0	0	6	33.3
BRENT BURNS	7	2	1	3	-5	23	1	0	0	0	0	33	6.1
MARC-EDOUARD VLASIC	5	1	2	3	0	0	1	0	0	0	0	10	10
LOGAN COUTURE	7	1	2	3	0	7	0	0	0	0	0	18	5.6
TOMMY WINGELS	7	0	3	3	-2	4	0	0	0	0	0	13	0
MIKE BROWN	6	1	1	2	1	26	0	0	0	0	0	4	25
JUSTIN BRAUN	7	1	1	2	1	7	0	0	1	0	0	7	14.3
SCOTT HANNAN	7	0	2	2	1	0	0	0	0	0	0	7	0
ANDREW DESJARDINS	7	0	2	2	0	31	0	0	0	0	0	3	0
MATT IRWIN	2	1	0	1	-1	0	0	0	0	0	0	4	25
JASON DEMERS	7	0	1	1	-4	12	0	0	0	0	0	10	0
MARTY HAVLAT	1	0	0	0	-1	0	0	0	0	0	0	1	0
ALEX STALOCK	3	0	0	0	0	0	0	0	0	0	0	0	0
ANTTI NIEMI	6	0	0	0	0	0	0	0	0	0	0	0	0
BRAD STUART	7	0	0	0	1	0	0	0	0	0	0	4	0

POWER PLAY: 4-32 (12.5%)

PENALTY KILLING: 18-24 (75.0%)

GOALTENDING SHARKS	GP	MIN	GA	AVG	EN	SO	W	L	SHOTS	SAVE%
ANTTI NIEMI	6	305	19	3.74	2	0	3	3	164	0.884
ALEX STALOCK	3	117	4	2.05	1	0	0	1	56	0.929



2013 SHARKS PLAYOFF SUMMARY

WESTERN CONFERENCE QUARTERFINALS

VANCOUVER CANUCKS (#3) VS. SAN JOSE SHARKS (#6)

SHARKS SUMMARY: WON-4 LOST-0

PLAYOFFS

DATE	SCORE	ATT.	GOALTENDERS	GW GOAL
MAY 1	SHARKS 3; @ CANUCKS 1	18,910	NIEMI/LUONGO	DAN BOYLE
MAY 3	SHARKS 3; @ CANUCKS 2 OT	19,500	NIEMI/LUONGO	RAFFI TORRES
MAY 5	@ SHARKS 5; CANUCKS 2	17,562	NIEMI/SCHNEIDER, LUONGO	LOGAN COUTURE
MAY 7	@ SHARKS 4; CANUCKS 3 OT	17,562	NIEMI/SCHNEIDER	PATRICK MARLEAU

GOALS BY PERIOD	1ST	2ND	3RD	OT	TOTAL	SHOTS BY PERIOD	1ST	2ND	3RD	OT	TOTAL
SHARKS	4	2	7	2	15	SHARKS	49	36	41	20	146
CANUCKS	1	2	5	0	8	CANUCKS	40	39	38	9	126

INDIVIDUAL SCORING

SHARKS	GP	G	A	TP	+/-	PM	PP	SH	GW	GT	EN	S	PCTG
JOE PAVELSKI	4	4	4	8	1	0	3	0	0	0	0	21	19
LOGAN COUTURE	4	3	5	8	-1	0	3	0	1	0	0	11	27.3
JOE THORNTON	4	1	5	6	3	0	0	0	0	0	0	14	7.1
PATRICK MARLEAU	4	4	1	5	2	2	1	0	1	0	0	20	20
DAN BOYLE	4	1	3	4	1	0	0	0	1	0	0	11	9.1
BRENT BURNS	4	1	2	3	-1	2	0	0	0	0	0	12	8.3
TOMMY WINGELS	4	0	2	2	1	4	0	0	0	0	0	8	0
SCOTT HANNAN	4	0	2	2	1	0	0	0	0	0	0	3	0
RAFFI TORRES	4	1	0	1	1	0	0	0	1	0	0	10	10
JUSTIN BRAUN	4	0	1	1	-1	0	0	0	0	0	0	4	0
MARC-EDOUARD VLASIC	4	0	1	1	1	2	0	0	0	0	0	2	0
BRAD STUART	4	0	1	1	2	0	0	0	0	0	0	3	0
MATT IRWIN	4	0	1	1	0	4	0	0	0	0	0	5	0
ADAM BURISH	4	0	0	0	0	2	0	0	0	0	0	5	0
ANDREW DESJARDINS	4	0	0	0	1	6	0	0	0	0	0	4	0
JAMES SHEPPARD	4	0	0	0	0	0	0	0	0	0	0	3	0
TJ GALIARDI	4	0	0	0	0	2	0	0	0	0	0	7	0
SCOTT GOMEZ	2	0	0	0	0	2	0	0	0	0	0	2	0
TIM KENNEDY	1	0	0	0	0	0	0	0	0	0	0	0	0
MARTIN HAVLAT	1	0	0	0	0	0	0	0	0	0	0	1	0

POWER PLAY: 7-24 (29.2%) PENALTY KILLING: 8-10 (80.0%)

GOALTENDING SHARKS	GP	MIN	GA	Avg	EN	SO	W	L	SHOTS	SAVE%
ANTTI NIEMI	4	258	8	1.86	0	0	4	0	126	.937

2013 SHARKS PLAYOFF SUMMARY

WESTERN CONFERENCE SEMIFINALS LOS ANGELES KINGS (#5) VS. SAN JOSE SHARKS (#6) SHARKS SUMMARY: WON-3 LOST-4

DATE	SCORE	ATT.	GOALTENDERS	GW GOAL
MAY 14	SHARKS 0; @ KINGS 2	18,118	NIEMI/QUICK	SLAVA VOYNOV
MAY 16	SHARKS 3; @ KINGS 4	18,118	NIEMI/QUICK	TREVOR LEWIS
MAY 18	@ SHARKS 2; KINGS 1 OT	17,562	NIEMI/QUICK	LOGAN COUTURE
MAY 21	@ SHARKS 2; KINGS 1	17,562	NIEMI/QUICK	LOGAN COUTURE
MAY 23	SHARKS 0; @ KINGS 3	18,118	NIEMI/QUICK	ANZE KOPITAR
MAY 26	@ SHARKS 2; KINGS 1	17,562	NIEMI/QUICK	TJ GALIARDI
MAY 28	SHARKS 1; @ KINGS 2	18,118	NIEMI/QUICK	JUSTIN WILLIAMS

GOALS BY PERIOD	1ST	2ND	3RD	OT	TOTAL	SHOTS BY PERIOD	1ST	2ND	3RD	OT	TOTAL
SHARKS	3	4	2	1	10	SHARKS	67	65	71	2	205
KINGS	3	6	5	0	14	KINGS	47	58	68	0	173

INDIVIDUAL SCORING

SHARKS	GP	G	A	TP	+/-	PM	PP	SH	GW	GT	EN	S	PCTG
JOE PAVELSKI	7	0	4	4	-1	0	0	0	0	0	0	15	0.0
JOE THORNTON	7	1	3	4	2	2	1	0	0	0	0	11	9.1
DAN BOYLE	7	2	2	4	-4	2	1	0	0	0	0	15	13.3
LOGAN COUTURE	7	2	1	3	-5	0	2	0	2	0	0	22	9.1
PATRICK MARLEAU	7	1	2	3	-2	0	0	0	0	0	0	21	4.8
SCOTT HANNAN	7	0	2	2	0	4	0	0	0	0	0	6	0.0
BRAD STUART	7	1	1	2	1	2	0	0	0	0	0	7	14.3
TJ GALIARDI	7	1	1	2	1	4	0	0	1	0	0	12	8.3
SCOTT GOMEZ	7	0	2	2	0	4	0	0	0	0	0	10	0.0
BRENT BURNS	7	1	0	1	0	6	0	0	0	0	0	19	5.3
MARC-EDOUARD VLASIC	7	1	0	1	1	4	0	0	0	0	0	9	11.1
TOMMY WINGELS	7	0	0	0	0	2	0	0	0	0	0	12	0.0
BRACKEN KEARNS	7	0	0	0	-1	2	0	0	0	0	0	4	0.0
MATT IRWIN	7	0	0	0	-4	0	0	0	0	0	0	13	0.0
JUSTIN BRAUN	7	0	0	0	0	0	0	0	0	0	0	10	0.0
ANDREW DESJARDINS	7	0	0	0	0	0	0	0	0	0	0	5	0.0
JAMES SHEPPARD	7	0	0	0	-1	4	0	0	0	0	0	8	0.0
ADAM BURISH	2	0	0	0	0	2	0	0	0	0	0	4	0.0
TIM KENNEDY	2	0	0	0	0	2	0	0	0	0	0	0	0.0
MARTIN HAVLAT	1	0	0	0	0	0	0	0	0	0	0	0	0.0
JASON DEMERS	1	0	0	0	0	2	0	0	0	0	0	0	0.0
RAFFI TORRES	1	0	0	0	-2	2	0	0	0	0	0	2	0.0

POWER PLAY: 4-26 (15.4%)

PENALTY KILLING: 15-20 (75.0%)

GOALTENDING SHARKS	GP	MIN	GA	Avg	EN	SO	W	L	SHOTS	SAVE%
ANTTI NIEMI	7	415	13	1.88	1	0	3	4	172	.924



2012 SHARKS PLAYOFF SUMMARY

WESTERN CONFERENCE QUARTERFINALS

ST. LOUIS BLUES (#2) VS. SAN JOSE SHARKS (#7)

SHARKS SUMMARY: WON-1 LOST-4

PLAYOFFS

DATE	SCORE	ATT.	GOALTENDERS	GW GOAL
APRIL 12	SHARKS 3; @ BLUES 2 2OT	19,333	NIEMI/HALAK	MARTY HAVLAT
APRIL 14	SHARKS 0; @ BLUES 3	19,500	NIEMI/HALAK, ELLIOTT	V. SOBOTKA
APRIL 16	@ SHARKS 3; BLUES 4	17,562	NIEMI/ELLIOTT	ALEXANDER STEEN
APRIL 19	@ SHARKS 1; BLUES 2	17,562	NIEMI/ELLIOTT	ANDY McDONALD
APRIL 21	SHARKS 1; @ BLUES 3	19,490	NIEMI/ELLIOTT	DAVID PERRON

Goals by Period	1st	2nd	3rd	OT	Total	Shots by Period	1st	2nd	3rd	OT	Total
SHARKS	1	2	4	1	8	SHARKS	33	51	49	11	144
BLUES	3	3	8	0	14	BLUES	46	56	37	14	153

INDIVIDUAL SCORING

SHARKS	GP	G	A	TP	+/-	PM	PP	SH	GW	GT	EN	S	PCTG
JOE THORNTON	5	2	3	5	2	2	0	0	0	0	0	15	13.3
LOGAN COUTURE	5	1	3	4	-1	0	0	0	0	0	0	19	5.3
MARTIN HAVLAT	5	2	1	3	-1	8	1	0	1	1	0	15	13.3
RYANE CLOWE	5	0	3	3	-3	0	0	0	0	0	0	10	0
BRENT BURNS	5	1	1	2	2	4	1	0	0	0	0	13	7.7
DAN BOYLE	5	0	2	2	0	4	0	0	0	0	0	9	0
ANDREW DESJARDINS	5	1	0	1	1	2	0	0	0	0	0	5	20
COLIN WHITE	3	1	0	1	0	0	0	0	0	0	0	1	100
TORREY MITCHELL	5	0	1	1	0	6	0	0	0	0	0	3	0
TOMMY WINGELS	5	0	1	1	1	7	0	0	0	0	0	3	0
DANIEL WINNIK	5	0	1	1	1	6	0	0	0	0	0	3	0
JUSTIN BRAUN	5	0	0	0	-2	15	0	0	0	0	0	9	0
PATRICK MARLEAU	5	0	0	0	-1	4	0	0	0	0	0	9	0
DOUGLAS MURRAY	5	0	0	0	-1	19	0	0	0	0	0	1	0
JOE PAVELSKI	5	0	0	0	-3	5	0	0	0	0	0	13	0
MARC-EDOUARD VLASIC	5	0	0	0	-2	2	0	0	0	0	0	4	0
JASON DEMERS	3	0	0	0	-1	2	0	0	0	0	0	2	0
TJ GALIARDI	3	0	0	0	-1	6	0	0	0	0	0	1	0
DOMINIC MOORE	3	0	0	0	-1	5	0	0	0	0	0	5	0
MICHAL HANDZUS	2	0	0	0	0	0	0	0	0	0	0	4	0
BRAD WINCHESTER	1	0	0	0	0	0	0	0	0	0	0	0	0

POWER PLAY: 2-17 (11.8%)

PENALTY KILLING: 12-18 (66.7%)

GOALTENDING SHARKS	GP	MIN	GA	Avg	EN	SO	W	L	SHOTS	SAVE%
ANTTI NIEMI	5	318	13	2.45	1	0	1	4	151	.914

2011 SHARKS PLAYOFF SUMMARY

WESTERN CONFERENCE QUARTERFINALS LOS ANGELES KINGS (#7) VS. SAN JOSE SHARKS (#2) SHARKS SUMMARY: WON-4 LOST-2

DATE	SCORE	ATT.	GOALTENDERS	GW GOAL
APRIL 14	@ SHARKS 3; KINGS 2 OT	17,562	NIEMI/QUICK	JOE PAVELSKI
APRIL 16	@ SHARKS 0; KINGS 4	17,562	NIEMI/QUICK	JACK JOHNSON
APRIL 19	SHARKS 6; @ KINGS 5 OT	18,216	NIITYMAKI, NIEMI/QUICK	D. SETOGUCHI
APRIL 21	SHARKS 6; @ KINGS 3	18,234	NIEMI/QUICK	JOE THORNTON
APRIL 23	@ SHARKS 1; KINGS 3	17,562	NIITYMAKI, NIEMI/QUICK	K. CLIFFORD
APRIL 25	SHARKS 6; @ KINGS 5 OT	18,118	NIEMI/QUICK	JOE THORNTON

GOALS BY PERIOD	1ST	2ND	3RD	OT	TOTAL	SHOTS BY PERIOD	1ST	2ND	3RD	OT	TOTAL
SHARKS	1	12	4	3	20	SHARKS	84	73	55	17	229
KINGS	8	8	4	0	20	KINGS	42	72	46	9	169

INDIVIDUAL SCORING

SHARKS	GP	G	A	TP	+/-	PM	PP	SH	GW	GT	EN	S	PCTG
RYANE CLOWE	6	4	3	7	2	8	2	0	0	0	0	16	25.0
LOGAN COUTURE	6	2	3	5	1	0	0	0	0	0	0	20	10.0
PATRICK MARLEAU	6	2	3	5	2	0	0	0	0	0	0	22	9.1
JOE THORNTON	6	2	3	5	1	4	0	0	2	1	0	11	18.2
IAN WHITE	5	0	5	5	4	4	0	0	0	0	0	9	0.0
JOE PAVELSKI	6	3	1	4	4	0	0	0	1	1	0	28	10.7
DANY HEATLEY	6	2	2	4	-1	2	0	0	0	0	0	16	12.5
TORREY MITCHELL	6	1	3	4	3	0	0	0	0	0	0	15	6.7
KYLE WELLWOOD	6	1	3	4	6	0	0	0	0	0	0	9	11.1
JASON DEMERS	6	2	1	3	0	6	0	0	0	0	0	10	20.0
DAN BOYLE	6	0	3	3	-1	4	0	0	0	0	0	19	0.0
NICLAS WALLIN	6	0	3	3	1	10	0	0	0	0	0	10	0.0
DEVIN SETOGUCHI	6	1	1	2	-2	4	0	0	1	1	0	22	4.5
DOUGLAS MURRAY	6	0	1	1	1	2	0	0	0	0	0	9	0.0
MARC-EDOUARD VLASIC	6	0	1	1	2	0	0	0	0	0	0	5	0.0
JAMAL MAYERS	6	0	0	0	-3	12	0	0	0	0	0	2	0.0
SCOTT NICHOL	6	0	0	0	-3	12	0	0	0	0	0	3	0.0
BEN EAGER	4	0	0	0	-2	7	0	0	0	0	0	2	0.0
JAMIE MCGINN	2	0	0	0	-1	15	0	0	0	0	0	0	0.0
JUSTIN BRAUN	1	0	0	0	-1	0	0	0	0	0	0	1	0.0

POWER PLAY: 2-23 (8.7%)

PENALTY KILLING: 19-24 (79.2%)

GOALTENDING SHARKS	GP	MIN	GA	Avg	EN	SO	W	L	SHOTS	SAVE%
ANTTI NIEMI	6	286	19	3.99	0	0	3	2	139	.863
ANTERO NIITYMAKI	2	91	1	0.66	0	0	1	0	30	.967



2011 SHARKS PLAYOFF SUMMARY

WESTERN CONFERENCE SEMIFINALS DETROIT RED WINGS (#3) VS. SAN JOSE SHARKS (#2) SHARKS SUMMARY: WON-4 LOST-3

DATE	SCORE	ATT.	GOALTENDERS	GW GOAL
APRIL 29	@ SHARKS 2; RED WINGS 1 OT	17,562	NIEMI/HOWARD	BENN FERRIERO
MAY 1	@ SHARKS 2; RED WINGS 1	17,562	NIEMI/HOWARD	NICLAS WALLIN
MAY 4	SHARKS 4; @ RED WINGS 3 OT	20,066	NIEMI/HOWARD	DEVIN SETOGUCHI
MAY 6	SHARKS 3; @ RED WINGS 4	20,066	NIEMI/HOWARD	DARREN HELM
MAY 8	@ SHARKS 3; RED WINGS 4	17,562	NIEMI/HOWARD	TOMAS HOLMSTROM
MAY 10	SHARKS 1; @ RED WINGS 3	20,066	NIEMI/HOWARD	VAL FLIPPULA
MAY 12	@ SHARKS 3; RED WINGS 2	17,562	NIEMI/HOWARD	PATRICK MARLEAU

GOALS BY PERIOD	1ST	2ND	3RD	OT	TOTAL	SHOTS BY PERIOD	1ST	2ND	3RD	OT	TOTAL
SHARKS	6	3	7	2	18	SHARKS	78	78	80	10	246
RED WINGS	5	4	9	0	18	RED WINGS	85	82	72	8	247

INDIVIDUAL SCORING

SHARKS	GP	G	A	TP	+/-	PM	PP	SH	GW	GT	EN	S	PCTG
DAN BOYLE	7	2	6	8	-1	2	0	0	0	0	0	27	7.4
LOGAN COUTURE	7	4	3	7	2	2	0	0	0	0	0	27	14.8
DEVIN SETOGUCHI	7	5	1	6	-1	8	3	0	1	1	0	27	18.5
JOE THORNTON	7	0	6	6	-3	10	0	0	0	0	0	17	0.0
RYANE CLOWE	6	0	6	6	4	10	0	0	0	0	0	13	0.0
DANY HEATLEY	7	1	3	4	-1	6	0	0	0	0	0	17	5.9
JOE PAVELSKI	7	2	1	3	0	6	1	0	0	0	0	18	11.1
KYLE WELLWOOD	7	0	3	3	1	0	0	0	0	0	0	4	0.0
IAN WHITE	7	1	1	2	1	4	1	0	0	0	0	19	5.3
BENN FERRIERO	7	1	0	1	0	6	0	0	1	1	0	2	50.0
PATRICK MARLEAU	7	1	0	1	-1	2	0	0	1	0	0	21	4.8
NICLAS WALLIN	7	1	0	1	1	0	0	0	1	0	0	10	10.0
TORREY MITCHELL	7	0	1	1	-1	6	0	0	0	0	0	11	0.0
JASON DEMERS	7	0	0	0	-1	2	0	0	0	0	0	10	0.0
DOUGLAS MURRAY	7	0	0	0	-2	2	0	0	0	0	0	8	0.0
SCOTT NICHOL	7	0	0	0	-3	2	0	0	0	0	0	4	0.0
MARC-EDOUARD VLASIC	7	0	0	0	0	4	0	0	0	0	0	8	0.0
BEN EAGER	4	0	0	0	0	12	0	0	0	0	0	2	0.0
JAMAL MAYERS	2	0	0	0	-1	0	0	0	0	0	0	0	0.0
JAMIE MCGINN	2	0	0	0	0	0	0	0	0	0	0	1	0.0

POWER PLAY: 5-28 (17.9%) PENALTY KILLING: 24-28 (85.7%)

GOALTENDING SHARKS	GP	MIN	GA	Avg	EN	SO	W	L	SHOTS	SAVE%
ANTTI NIEMI	7	432	17	2.36	1	0	4	3	246	.931

2011 SHARKS PLAYOFF SUMMARY

WESTERN CONFERENCE FINAL VANCOUVER CANUCKS (#1) VS. SAN JOSE SHARKS (#2) SHARKS SUMMARY: WON-1 LOST-4

DATE	SCORE	ATT.	GOALTENDERS	GW GOAL
MAY 15	SHARKS 2; @ CANUCKS 3	18,860	NIEMI/LUONGO	HENRIK SEDIN
MAY 18	SHARKS 3; @ CANUCKS 7	18,860	NIEMI/LUONGO	CHRIS HIGGINS
MAY 20	@ SHARKS 4; CANUCKS 3	17,562	NIEMI/LUONGO	DAN BOYLE
MAY 22	@ SHARKS 2; CANUCKS 4	17,562	NIEMI/LUONGO	SAMI SALO
MAY 24	SHARKS 2; @ CANUCKS 3 (2 OT)	18,860	NIEMI/LUONGO	KEVIN BIEKSA

GOALS BY PERIOD	1ST	2ND	3RD	OT	TOTAL	SHOTS BY PERIOD	1ST	2ND	3RD	OT	TOTAL
SHARKS	6	2	5	0	13	SHARKS	64	53	52	20	189
CANUCKS	3	5	11	1	20	CANUCKS	44	51	44	14	153

INDIVIDUAL SCORING

SHARKS	GP	G	A	TP	+/-	PM	PP	SH	GW	GT	EN	S	PCTG
PATRICK MARLEAU	5	4	3	7	-2	7	3	0	0	0	0	16	25.0
JOE THORNTON	5	1	5	6	-3	2	0	0	0	0	0	20	5.0
DAN BOYLE	5	2	3	5	-5	2	2	0	1	0	0	21	9.5
JOE PAVELSKI	5	0	3	3	-3	4	0	0	0	0	0	12	0.0
RYANE CLOWE	5	2	0	2	-1	14	1	0	0	0	0	10	20.0
LOGAN COUTURE	5	1	1	2	-1	0	1	0	0	0	0	17	5.9
DEVIN SETOGUCHI	5	1	1	2	-4	0	0	0	0	0	0	16	6.2
MARC-EDOUARD VLASIC	5	0	2	2	2	0	0	0	0	0	0	5	0.0
IAN WHITE	5	0	2	2	-2	0	0	0	0	0	0	12	0.0
ANDREW DESJARDINS	3	1	0	1	1	4	0	0	0	0	0	4	25.0
BEN EAGER	2	1	0	1	0	22	0	0	0	0	0	7	14.3
DANY HEATLEY	5	0	1	1	0	4	0	0	0	0	0	14	0.0
KENT HUSKINS	5	0	1	1	1	2	0	0	0	0	0	2	0.0
JAMIE MCGINN	3	0	1	1	1	15	0	0	0	0	0	2	0.0
TORREY MITCHELL	5	0	0	0	-2	4	0	0	0	0	0	7	0.0
DOUGLAS MURRAY	5	0	0	0	-6	4	0	0	0	0	0	10	0.0
NICLAS WALLIN	5	0	0	0	0	0	0	0	0	0	0	4	0.0
KYLE WELLWOOD	5	0	0	0	-1	0	0	0	0	0	0	5	0.0
JAMAL MAYERS	4	0	0	0	1	0	0	0	0	0	0	3	0.0
SCOTT NICHOL	2	0	0	0	-1	12	0	0	0	0	0	1	0.0
BENN FERRIERO	1	0	0	0	0	0	0	0	0	0	0	1	0.0

POWER PLAY: 7-22 (31.8%)

PENALTY KILLING: 15-24 (62.5%)

GOALTENDING SHARKS	GP	MIN	GA	Avg	EN	SO	W	L	SHOTS	SAVE%
ANTTI NIEMI	5	326	20	3.68	0	0	1	4	153	.869



2010 SHARKS PLAYOFF SUMMARY

WESTERN CONFERENCE QUARTERFINALS COLORADO AVALANCHE (#8) VS. SAN JOSE SHARKS (#1) SHARKS SUMMARY: WON-4 LOST-2

PLAYOFFS

DATE	SCORE	ATT.	GOALTENDERS	GW GOAL
APRIL 14	@ SHARKS 1; AVALANCHE 2	17,562	NABOKOV/ANDERSON, BUDAJ	CHRIS STEWART
APRIL 16	@ SHARKS 6; AVALANCHE 5 OT	17,562	NABOKOV/ANDERSON	DEVIN SETOGUCHI
APRIL 18	SHARKS 0; @ AVALANCHE 1 OT	18,007	NABOKOV/ANDERSON	RYAN O'REILLY
APRIL 20	SHARKS 2; @ AVALANCHE 1 OT	18,007	NABOKOV/ANDERSON	JOE PAVELSKI
APRIL 22	@ SHARKS 5; AVALANCHE 0	17,562	NABOKOV/ANDERSON	LOGAN COUTURE
APRIL 24	SHARKS 5; @ AVALANCHE 2	18,007	NABOKOV/ANDERSON	JOE PAVELSKI

GOALS BY PERIOD	1ST	2ND	3RD	OT	TOTAL	SHOTS BY PERIOD	1ST	2ND	3RD	OT	TOTAL
SHARKS	3	6	8	2	19	SHARKS	70	79	78	18	245
AVALANCHE	1	6	3	1	11	AVALANCHE	41	50	47	11	149

INDIVIDUAL SCORING

SHARKS	GP	G	A	TP	+/-	PM	PP	SH	GW	GT	EN	S	PCTG
JOE PAVELSKI	6	5	3	8	6	4	1	0	2	1	0	25	20.0
RYANE CLOWE	6	1	7	8	6	0	0	0	0	0	0	22	4.5
DEVIN SETOGUCHI	6	3	3	6	4	4	1	0	1	1	1	33	9.1
DAN BOYLE	6	2	4	6	5	0	1	0	0	0	0	15	13.3
DOUGLAS MURRAY	6	1	4	5	4	0	0	0	0	0	1	2	50.0
DANY HEATLEY	5	0	4	4	-1	0	0	0	0	0	0	15	0.0
PATRICK MARLEAU	6	1	2	3	-2	6	1	0	0	0	0	24	4.2
JOE THORNTON	6	0	3	3	-4	0	0	0	0	0	0	15	0.0
LOGAN COUTURE	6	2	0	2	2	0	0	0	1	0	0	6	33.3
ROB BLAKE	6	1	1	2	1	8	0	0	0	0	0	21	4.8
SCOTT NICHOL	6	1	1	2	2	8	0	0	0	0	0	13	7.7
MANNY MALHOTRA	6	1	0	1	0	0	1	0	0	0	0	24	4.2
DWIGHT HELMINEN	4	1	0	1	1	0	0	0	0	0	0	5	20.0
JASON DEMERS	6	0	1	1	-1	6	0	0	0	0	0	5	0.0
TORREY MITCHELL	6	0	1	1	0	0	0	0	0	0	0	8	0.0
MARC-EDOUARD VLASIC	6	0	1	1	1	0	0	0	0	0	0	6	0.0
JED ORTMEYER	2	0	1	1	1	0	0	0	0	0	0	1	0.0
KENT HUSKINS	6	0	0	0	-1	2	0	0	0	0	0	1	0.0
JAMIE MCGINN	6	0	0	0	2	6	0	0	0	0	0	4	0.0
NICLAS WALLIN	1	0	0	0	0	0	0	0	0	0	0	0	0.0

POWER PLAY: 5-26 (19.2%) PENALTY KILLING: 13-15 (86.7%)

GOALTENDING SHARKS	GP	MIN	GA	Avg	EN	SO	W	L	SHOTS	SAVE%
EVGENI NABOKOV	6	375	11	1.76	0	1	4	2	149	.926



2010 SHARKS PLAYOFF SUMMARY

WESTERN CONFERENCE SEMIFINALS
DETROIT RED WINGS (#5) VS. SAN JOSE SHARKS (#1)
SHARKS SUMMARY: WON-4 LOST-1

DATE	SCORE	ATT.	GOALTENDERS	GW GOAL
APRIL 29	@ SHARKS 4; RED WINGS 3	17,562	NABOKOV/HOWARD	JOE PAVELSKI
MAY 2	@ SHARKS 4; RED WINGS 3	17,562	NABOKOV/HOWARD	JOE THORNTON
MAY 4	SHARKS 4; @ RED WINGS 3 OT	20,066	NABOKOV/HOWARD	PATRICK MARLEAU
MAY 6	SHARKS 1; @ RED WINGS 7	20,066	NABOKOV, GREISS/HOWARD	JOHAN FRANZEN
MAY 8	@ SHARKS 2; RED WINGS 1	17,562	NABOKOV/HOWARD	PATRICK MARLEAU

GOALS BY PERIOD	1ST	2ND	3RD	OT	TOTAL	SHOTS BY PERIOD	1ST	2ND	3RD	OT	TOTAL
SHARKS	6	2	6	1	15	SHARKS	59	42	59	6	166
RED WINGS	10	5	2	0	17	RED WINGS	46	56	53	5	160

INDIVIDUAL SCORING

SHARKS	GP	G	A	TP	+/-	PM	PP	SH	GW	GT	EN	S	PCTG
JOE THORNTON	5	3	5	8	-2	16	1	0	1	0	0	10	30.0
JOE PAVELSKI	5	4	3	7	1	2	4	0	1	0	0	27	14.8
DANY HEATLEY	5	2	5	7	-2	10	1	0	0	0	0	16	12.5
PATRICK MARLEAU	4	2	2	4	1	2	0	0	2	1	0	18	11.1
DAN BOYLE	5	0	3	3	-4	6	0	0	0	0	0	23	0.0
JASON DEMERS	5	0	3	3	0	2	0	0	0	0	0	3	0.0
DEVIN SETOGUCHI	5	2	0	2	1	0	0	0	0	0	0	11	18.2
RYANE CLOWE	5	1	1	2	-1	12	0	0	0	0	0	10	10.0
LOGAN COUTURE	5	1	0	1	0	2	0	0	0	0	0	7	14.3
TORREY MITCHELL	5	0	1	1	-4	2	0	0	0	0	0	7	0.0
DOUGLAS MURRAY	5	0	1	1	-3	6	0	0	0	0	0	5	0.0
MARC-EDOUARD VLASIC	5	0	1	1	0	4	0	0	0	0	0	6	0.0
ROB BLAKE	5	0	0	0	0	0	0	0	0	0	0	6	0.0
KENT HUSKINS	5	0	0	0	-1	4	0	0	0	0	0	1	0.0
MANNY MALHOTRA	5	0	0	0	0	0	0	0	0	0	0	6	0.0
JAMIE MCGINN	5	0	0	0	-1	2	0	0	0	0	0	4	0.0
SCOTT NICHOL	5	0	0	0	-2	9	0	0	0	0	0	5	0.0
DWIGHT HELMINEN	3	0	0	0	-1	4	0	0	0	0	0	0	0.0
JED ORTMAYER	2	0	0	0	-2	0	0	0	0	0	0	1	0.0
NICLAS WALLIN	1	0	0	0	0	0	0	0	0	0	0	0	0.0

POWER PLAY: 6-31 (19.4%) PENALTY KILLING: 19-23 (82.6%)

GOALTENDING SHARKS	GP	MIN	GA	Avg	EN	SO	W	L	SHOTS	SAVE%
EVGENI NABOKOV	5	267	15	3.37	0	0	4	1	132	.886
THOMAS GREISS	1	40	2	3.00	0	0	0	0	28	.929



2010 SHARKS PLAYOFF SUMMARY

WESTERN CONFERENCE FINAL

CHICAGO BLACKHAWKS (#2) VS. SAN JOSE SHARKS (#1)

SHARKS SUMMARY: WON-0 LOST-4

DATE	SCORE	ATT.	GOALTENDERS	GW GOAL
MAY 16	@ SHARKS 1; BLACKHAWKS 2	17,562	NABOKOV/NIEMI	DUSTIN BYFUGLIEN
MAY 18	@ SHARKS 2; BLACKHAWKS 4	17,562	NABOKOV/NIEMI	JONATHAN TOEWS
MAY 21	SHARKS 2; @ BLACKHAWKS 3 OT	22,311	NABOKOV/NIEMI	DUSTIN BYFUGLIEN
MAY 23	SHARKS 2; @ BLACKHAWKS 4	22,224	NABOKOV/NIEMI	DUSTIN BYFUGLIEN

GOALS BY PERIOD	1ST	2ND	3RD	OT	TOTAL	SHOTS BY PERIOD	1ST	2ND	3RD	OT	TOTAL
SHARKS	2	3	2	0	7	SHARKS	41	48	42	5	136
BLACKHAWKS	1	6	5	1	13	BLACKHAWKS	37	42	37	11	127

INDIVIDUAL SCORING

SHARKS	GP	G	A	TP	+/-	PM	PP	SH	GW	GT	EN	S	PCTG
PATRICK MARLEAU	4	5	1	6	-2	0	2	1	0	0	0	14	35.7
DAN BOYLE	4	0	5	5	-2	2	0	0	0	0	0	9	0.0
DANY HEATLEY	4	0	2	2	-4	6	0	0	0	0	0	14	0.0
JOE PAVELSKI	4	0	2	2	-1	0	0	0	0	0	0	13	0.0
LOGAN COUTURE	4	1	0	1	-1	2	0	0	0	0	0	5	20.0
JASON DEMERS	4	1	0	1	1	0	1	0	0	0	0	4	25.0
DOUGLAS MURRAY	4	0	1	1	-2	2	0	0	0	0	0	7	0.0
DEVIN SETOGUCHI	4	0	1	1	-2	2	0	0	0	0	0	14	0.0
JOE THORNTON	4	0	1	1	-5	2	0	0	0	0	0	10	0.0
MARC-EDOUARD VLASIC	4	0	1	1	-1	0	0	0	0	0	0	3	0.0
ROB BLAKE	4	0	0	0	-1	2	0	0	0	0	0	11	0.0
RYANE CLOWE	4	0	0	0	-1	16	0	0	0	0	0	10	0.0
KENT HUSKINS	4	0	0	0	-3	0	0	0	0	0	0	1	0.0
MANNY MALHOTRA	4	0	0	0	-1	0	0	0	0	0	0	7	0.0
JAMIE MCGINN	4	0	0	0	0	0	0	0	0	0	0	3	0.0
TORREY MITCHELL	4	0	0	0	-1	0	0	0	0	0	0	6	0.0
SCOTT NICHOL	4	0	0	0	-1	0	0	0	0	0	0	3	0.0
NICLAS WALLIN	4	0	0	0	-3	2	0	0	0	0	0	2	0.0

POWER PLAY: 3-14 (21.4%) PENALTY KILLING: 8-11 (72.7%)

GOALTENDING SHARKS	GP	MIN	GA	Avg	EN	SO	W	L	SHOTS	SAVE%
EVGENI NABOKOV	4	248	12	2.90	1	0	0	4	126	.905

2009 SHARKS PLAYOFF SUMMARY

WESTERN CONFERENCE QUARTERFINALS ANAHEIM DUCKS (#8) VS. SAN JOSE SHARKS (#1) SHARKS SUMMARY: WON-2 LOST-4

DATE	SCORE	ATT.	GOALTENDERS	GW GOAL
APRIL 16	@ SHARKS 0; DUCKS 2	17,496	NABOKOV/HILLER	SCOTT NIEDERMAYER
APRIL 19	@ SHARKS 2; DUCKS 3	17,496	NABOKOV/HILLER	BOBBY RYAN
APRIL 21	SHARKS 4; @ DUCKS 3	16,277	NABOKOV/HILLER	PATRICK MARLEAU
APRIL 23	SHARKS 0; @ DUCKS 4	16,830	NABOKOV/HILLER	BOBBY RYAN
APRIL 25	@ SHARKS 3; DUCKS 2 OT	17,496	NABOKOV/HILLER	PATRICK MARLEAU
APRIL 27	SHARKS 1; @ DUCKS 4	17,174	NABOKOV/HILLER	TEEMU SELANNE

GOALS BY PERIOD	1ST	2ND	3RD	OT	TOTAL	SHOTS BY PERIOD	1ST	2ND	3RD	OT	TOTAL
SHARKS	4	3	2	1	10	SHARKS	82	74	67	7	230
DUCKS	4	5	9	0	18	DUCKS	48	58	47	3	156

INDIVIDUAL SCORING

SHARKS	GP	G	A	TP	+/-	PM	PP	SH	GW	GT	EN	S	PCTG
JOE THORNTON	6	1	4	5	-3	5	1	0	0	0	0	17	5.9
DAN BOYLE	6	2	2	4	-1	8	1	0	0	0	0	18	11.1
ROBERT BLAKE	6	1	3	4	-5	4	0	0	0	0	0	26	3.8
PATRICK MARLEAU	6	2	1	3	0	8	1	0	2	1	0	12	16.7
DEVIN SETOGUCHI	6	1	2	3	-1	2	0	0	0	0	0	17	5.9
JONATHAN CHEECHOO	6	1	1	2	1	4	0	0	0	0	0	17	5.9
RYANE CLOWE	6	1	1	2	-4	8	0	0	0	0	0	11	9.1
MILAN MICHALEK	6	1	0	1	-3	2	1	0	0	0	0	20	5.0
JEREMY ROENICK	6	0	1	1	-1	12	0	0	0	0	0	11	0
JOE PAVELSKI	6	0	1	1	-3	9	0	0	0	0	0	18	0
MARC-EDOUARD VLASIC	6	0	1	1	-6	0	0	0	0	0	0	5	0
CLAUDE LEMIEUX	1	0	0	0	0	0	0	0	0	0	0	1	0
JODY SHELLEY	1	0	0	0	0	0	0	0	0	0	0	0	0
TORREY MITCHELL	4	0	0	0	-1	2	0	0	0	0	9	0	0
MIKE GRIER	6	0	0	0	-2	6	0	0	0	0	0	8	0
BRAD LUKOWICH	6	0	0	0	1	0	0	0	0	0	0	6	0
EVGENI NABOKOV	6	0	0	0	0	0	0	0	0	0	0	0	0
DOUGLAS MURRAY	6	0	0	0	-1	9	0	0	0	0	0	3	0
TRAVIS MOEN	6	0	0	0	-4	2	0	0	0	0	0	4	0
MARCEL GOC	6	0	0	0	-2	2	0	0	0	0	0	7	0
CHRISTIAN EHRRHOFF	6	0	0	0	-2	2	0	0	0	0	0	20	0

POWER PLAY: 4-24 (16.7%) PENALTY KILLING: 5-23 (78.3%)

GOALTENDING SHARKS	GP	MIN	GA	Avg	EN	SO	W	L	SHOTS	SAVE%
EVGENI NABOKOV	6	362	17	2.82	1	0	2	4	155	.890



2008 SHARKS PLAYOFF SUMMARY

WESTERN CONFERENCE QUARTERFINALS CALGARY FLAMES (#7) VS. SAN JOSE SHARKS (#2) SHARKS SUMMARY: WON-4 LOST-3

DATE	SCORE	ATT.	GOALTENDERS	GW GOAL
APRIL 9	@ SHARKS 2; FLAMES 3	17,496	NABOKOV/KIPRUSOFF	STEPHANE YELLE
APRIL 10	@ SHARKS 2; FLAMES 0	17,496	NABOKOV/KIPRUSOFF	JOE PAVELSKI
APRIL 13	SHARKS 3; @ FLAMES 4	19,289	NABOKOV/KIPRUSOFF, JOSEPH	OWEN NOLAN
APRIL 15	SHARKS 3; @ FLAMES 2	19,289	NABOKOV/KIPRUSOFF	JOE THORNTON
APRIL 17	@ SHARKS 4; FLAMES 3	17,496	NABOKOV/KIPRUSOFF	JONATHAN CHEECHOO
APRIL 20	SHARKS 0; @ FLAMES 2	19,289	NABOKOV/KIPRUSOFF	OWEN NOLAN
APRIL 22	@ SHARKS 5; FLAMES 3	17,496	NABOKOV/JOSEPH, KIPRUSOFF	JOE PAVELSKI

GOALS BY PERIOD	1ST	2ND	3RD	OT	TOTAL	SHOTS BY PERIOD	1ST	2ND	3RD	OT	TOTAL
SHARKS	5	9	5	0	19	SHARKS	57	106	66	0	229
FLAMES	6	6	5	0	17	FLAMES	52	58	52	0	162

INDIVIDUAL SCORING

SHARKS	GP	G	A	TP	+/-	PM	PP	SH	GW	GT	EN	S	PCTG
RYANE CLOWE	7	4	4	8	1	8	2	0	0	0	0	30	13.3
JOE PAVELSKI	7	3	4	7	3	0	1	0	2	0	0	27	11.1
JOE THORNTON	7	2	5	7	1	0	1	0	1	0	0	14	14.3
PATRICK MARLEAU	7	2	4	6	0	2	0	0	0	0	0	24	8.3
JONATHAN CHEECHOO	7	3	2	5	1	2	0	0	1	0	0	18	16.7
JEREMY ROENICK	6	2	2	4	0	0	1	0	0	0	0	7	28.6
BRIAN CAMPBELL	7	0	3	3	-1	0	0	0	0	0	0	11	0.0
CRAIG RIVET	7	0	3	3	-1	6	0	0	0	0	0	13	0.0
CHRISTIAN EHRHOFF	4	0	3	3	4	6	0	0	0	0	0	6	0.0
DOUGLAS MURRAY	7	1	1	2	0	0	0	0	0	0	0	11	9.1
DEVIN SETOGUCHI	4	1	1	2	0	0	0	0	0	0	0	7	14.3
TORREY MITCHELL	7	1	0	1	0	8	1	0	0	0	0	10	10.0
MIKE GRIER	7	0	1	1	1	0	0	0	0	0	0	13	0.0
MARC-EDOUARD VLASIC	7	0	1	1	3	0	0	0	0	0	0	10	0.0
MILAN MICHALEK	7	0	0	0	2	2	0	0	0	0	0	7	0.0
MATT CARLE	6	0	0	0	1	4	0	0	0	0	0	2	0.0
JODY SHELLEY	6	0	0	0	-1	2	0	0	0	0	0	1	0.0
KYLE MCLAREN	5	0	0	0	-2	6	0	0	0	0	0	0	0.0
PATRICK RISSMILLER	5	0	0	0	-1	4	0	0	0	0	0	12	0.0
CURTIS BROWN	4	0	0	0	-2	2	0	0	0	0	0	2	0.0
MARCEL GOC	1	0	0	0	1	0	0	0	0	0	0	1	0.0
ALEXEI SEMENOV	1	0	0	0	0	0	0	0	0	0	0	3	0.0

POWER PLAY: 6-31 (19.4%) PENALTY KILLING: 16-22 (72.7%)

GOALTENDING SHARKS	GP	MIN	GA	Avg	EN	SO	W	L	SHOTS	SAVE%
EVGENI NABOKOV	7	416	17	2.45	0	1	4	3	162	.895

2008 SHARKS PLAYOFF SUMMARY

WESTERN CONFERENCE SEMIFINALS DALLAS STARS (#5) VS. SAN JOSE SHARKS (#2) SHARKS SUMMARY: WON-2 LOST-4

PLAYOFFS

DATE	SCORE	ATT.	GOALTENDERS	GW GOAL
APRIL 25	@ SHARKS 2; STARS 3 OT	17,496	NABOKOV/TURCO	BRENDEN MORROW
APRIL 27	@ SHARKS 2; STARS 5	17,496	NABOKOV, BOUCHER/TURCO	MIKE MODANO
APRIL 29	SHARKS 1; @ STARS 2 OT	18,532	NABOKOV/TURCO	MATTIAS NORSTROM
APRIL 30	SHARKS 2; @ STARS 1	18,584	NABOKOV/TURCO	MILAN MICHALEK
May 2	@ SHARKS 3; STARS 2 OT	17,496	NABOKOV/TURCO	JOE PAVELSKI
May 4	SHARKS 1; @ STARS 2 4OT	18,532	NABOKOV/TURCO	BRENDEN MORROW

GOALS BY PERIOD	1ST	2ND	3RD	OT	TOTAL	SHOTS BY PERIOD	1ST	2ND	3RD	OT	TOTAL
SHARKS	2	3	5	1	11	SHARKS	49	53	49	35	186
STARS	1	6	5	3	15	STARS	40	46	46	40	172

INDIVIDUAL SCORING

SHARKS	GP	G	A	TP	+/-	PM	PP	SH	GW	GT	EN	S	PCTG
MILAN MICHALEK	6	4	0	4	3	2	1	0	1	0	0	16	25.0
BRIAN CAMPBELL	6	1	3	4	4	4	0	0	0	0	0	11	9.1
JONATHAN CHEECHOO	6	1	2	3	2	2	0	0	0	0	0	16	6.2
CRAIG RIVET	6	0	3	3	3	10	0	0	0	0	0	4	0.0
JOE THORNTON	6	0	3	3	2	2	0	0	0	0	0	15	0.0
PATRICK MARLEAU	6	2	0	2	-2	0	0	2	0	0	0	21	9.5
JOE PAVELSKI	6	2	0	2	0	0	1	0	1	1	0	17	11.8
CHRISTIAN EHRHOFF	6	0	2	2	-3	8	0	0	0	0	0	3	0.0
TORREY MITCHELL	6	0	2	2	-2	2	0	0	0	0	0	10	0.0
RYANE CLOWE	6	1	0	1	-3	4	0	0	0	0	0	11	9.1
JEREMY ROENICK	6	0	1	1	0	2	0	0	0	0	0	13	0.0
MATT CARLE	5	0	1	1	-1	0	0	0	0	0	0	5	0.0
MIKE GRIER	6	0	0	0	-3	2	0	0	0	0	0	9	0.0
DOUGLAS MURRAY	6	0	0	0	0	2	0	0	0	0	0	8	0.0
MARC-EDOUARD VLASIC	6	0	0	0	-5	0	0	0	0	0	0	5	0.0
DEVIN SETOGUCHI	5	0	0	0	-2	2	0	0	0	0	0	5	0.0
TOMAS PLIHAL	4	0	0	0	1	0	0	0	0	0	0	9	0.0
CURTIS BROWN	3	0	0	0	0	2	0	0	0	0	0	3	0.0
MARCEL GOC	3	0	0	0	0	2	0	0	0	0	0	4	0.0
PATRICK RISSMILLER	3	0	0	0	-2	0	0	0	0	0	0	1	0.0
ALEXEI SEMENOV	1	0	0	0	0	2	0	0	0	0	0	0	0.0

POWER PLAY: 2-25 (8.0%) PENALTY KILLING: 17-22 (77.3%)

GOALTENDING SHARKS	GP	MIN	GA	Avg	EN	SO	W	L	SHOTS	SAVE%
EVGENI NABOKOV	6	437	14	1.92	0	0	2	4	171	.918
BRIAN BOUCHER	1	2	0	0.00	1	0	0	0	0	.000



2007 SHARKS PLAYOFF SUMMARY

WESTERN CONFERENCE QUARTERFINALS SAN JOSE SHARKS (#5) VS. NASHVILLE PREDATORS (#4) SHARKS SUMMARY: WON-4 LOST-1

DATE	SCORE	ATT.	GOALTENDERS	GW GOAL
APRIL 11	SHARKS 5; @ PREDATORS 4 OT	17,113	NABOKOV/VOKOUN	P. RISSMILLER
APRIL 13	SHARKS 2; @ PREDATORS 5	17,113	NABOKOV/VOKOUN	J-P DUMONT
APRIL 16	@ SHARKS 3; PREDATORS 2	17,496	NABOKOV/VOKOUN	RYANE CLOWE
APRIL 18	@ SHARKS 3; PREDATORS 1	17,496	NABOKOV/VOKOUN	M. MICHALEK
APRIL 20	SHARKS 3; @ PREDATORS 2	17,113	NABOKOV/VOKOUN	P. MARLEAU

GOALS BY PERIOD	1ST	2ND	3RD	OT	TOTAL	SHOTS BY PERIOD	1ST	2ND	3RD	OT	TOTAL
SHARKS	4	8	3	1	16	SHARKS	56	57	36	14	163
PREDATORS	3	7	4	0	14	PREDATORS	40	38	39	17	134

INDIVIDUAL SCORING

SHARKS	GP	G	A	TP	+/-	PM	PP	SH	GW	GT	EN	S	PCTG
PATRICK MARLEAU	5	3	3	6	0	0	1	0	1	0	0	17	17.6
JOE THORNTON	5	0	6	6	2	0	0	0	0	0	0	11	0.0
CRAIG RIVET	5	2	3	5	-3	8	1	0	0	0	0	17	11.8
MILAN MICHALEK	5	4	0	4	1	2	0	0	1	0	0	15	26.7
RYANE CLOWE	5	3	0	3	0	17	0	0	1	0	0	5	60.0
MATT CARLE	5	1	2	3	2	0	0	0	0	0	0	8	12.5
JONATHAN CHEECHOO	5	0	3	3	2	0	0	0	0	0	0	12	0.0
MIKE GRIER	5	1	1	2	-1	25	0	0	0	0	0	23	4.3
PATRICK RISSMILLER	5	1	1	2	0	0	0	0	1	1	0	7	14.3
CHRISTIAN EHRHOFF	5	0	2	2	3	2	0	0	0	0	0	8	0.0
BILL GUERIN	5	0	2	2	-1	10	0	0	0	0	0	15	0.0
SCOTT HANNAN	5	0	2	2	3	17	0	0	0	0	0	1	0.0
JOE PAVELSKI	3	1	0	1	2	0	0	0	0	0	0	5	20.0
STEVE BERNIER	5	0	1	1	2	2	0	0	0	0	0	6	0.0
CURTIS BROWN	5	0	1	1	0	2	0	0	0	0	0	4	0.0
MARCEL GOC	5	0	1	1	1	2	0	0	0	0	0	4	0.0
KYLE MCLAREN	5	0	1	1	1	4	0	0	0	0	0	2	0.0
MARC-EDOUARD VLASIC	5	0	1	1	2	0	0	0	0	0	0	1	0.0
MARK BELL	2	0	0	0	-1	2	0	0	0	0	0	2	0.0

POWER PLAY: 2-30 (6.7%) PENALTY KILLING: 19-22 (86.4%)

GOALTENDING SHARKS	GP	MIN	GA	Avg	EN	SO	W	L	SHOTS	SAVE%
EVGENI NABOKOV	5	327	13	2.39	0	0	4	1	133	.902

2007 SHARKS PLAYOFF SUMMARY

WESTERN CONFERENCE SEMIFINALS SAN JOSE SHARKS (#5) VS. DETROIT RED WINGS (#1) SHARKS SUMMARY: WON-2 LOST-4

DATE	SCORE	ATT.	GOALTENDERS	GW GOAL
APRIL 26	SHARKS 2; @ RED WINGS 0	18,712	NABOKOV/HASEK	MATT CARLE
APRIL 28	SHARKS 2; @ RED WINGS 3	19,113	NABOKOV/HASEK	PAVEL DATSYUK
APRIL 30	@ SHARKS 2; RED WINGS 1	17,496	NABOKOV/HASEK	J. CHEECHOO
MAY 2	@ SHARKS 2; RED WINGS 3 OT	17,496	NABOKOV/HASEK	M. SCHNEIDER
MAY 5	SHARKS 1; @ RED WINGS 4	19,937	NABOKOV/HASEK	PAVEL DATSYUK
MAY 7	@ SHARKS 0; RED WINGS 2	17,496	NABOKOV/HASEK	M. SAMUELSSON

GOALS BY PERIOD	1ST	2ND	3RD	OT	TOTAL	SHOTS BY PERIOD	1ST	2ND	3RD	OT	TOTAL
SHARKS	6	2	1	0	9	SHARKS	55	32	51	6	144
RED WINGS	4	3	5	1	13	RED WINGS	59	59	60	12	190

INDIVIDUAL SCORING

SHARKS	GP	G	A	TP	+/-	PM	PP	SH	GW	GT	EN	S	PCTG
JOE THORNTON	6	1	4	5	0	10	0	0	0	0	0	12	8.3
JONATHAN CHEECHOO	6	3	0	3	-1	6	1	0	1	0	0	15	20.0
RYANE CLOWE	6	1	2	3	-2	0	0	0	0	0	0	9	11.1
KYLE MCLAREN	6	0	3	3	-3	6	0	0	0	0	0	5	0.0
MARCEL GOC	6	2	0	2	2	2	0	0	0	0	0	12	16.7
MATT CARLE	6	1	1	2	1	0	1	0	1	0	0	4	25.0
MIKE GRIER	6	1	1	2	2	2	0	0	0	0	0	8	12.5
MILAN MICHALEK	6	0	2	2	2	2	0	0	0	0	0	12	0.0
PATRICK RISSMILLER	6	0	2	2	1	0	0	0	0	0	0	11	0.0
CURTIS BROWN	6	0	1	1	1	0	0	0	0	0	0	6	0.0
STEVE BERNIER	6	0	0	0	0	0	0	0	0	0	0	9	0.0
CHRISTIAN EHRHOFF	6	0	0	0	-2	4	0	0	0	0	0	4	0.0
SCOTT HANNAN	6	0	0	0	1	16	0	0	0	0	0	5	0.0
PATRICK MARLEAU	6	0	0	0	-5	2	0	0	0	0	0	11	0.0
CRAIG RIVET	6	0	0	0	-2	10	0	0	0	0	0	4	0.0
MARC-EDOUARD VLASIC	6	0	0	0	3	2	0	0	0	0	0	2	0.0
BILL GUERIN	4	0	0	0	-2	2	0	0	0	0	0	7	0.0
JOE PAVELSKI	3	0	0	0	0	0	0	0	0	0	0	1	0.0
MARK SMITH	3	0	0	0	0	4	0	0	0	0	0	7	0.0
MARK BELL	2	0	0	0	-1	0	0	0	0	0	0	0	0.0

POWER PLAY: 2-27 (7.4%) PENALTY KILLING: 20-25 (80.0%)

GOALTENDING SHARKS	GP	MIN	GA	AVG	EN	SO	W	L	SHOTS	SAVE%
EVGENI NABOKOV	6	374	13	1.90	0	1	2	4	190	.932



2006 SHARKS PLAYOFF SUMMARY

WESTERN CONFERENCE QUARTERFINALS

SAN JOSE SHARKS (#5) VS. NASHVILLE PREDATORS (#4)

SHARKS SUMMARY: WON-4 LOST-1

PLAYOFFS

DATE	SCORE	ATT.	GOALTENDERS	GW GOAL
APRIL 21	SHARKS 3; @ PREDATORS 4	17,113	TOSKALA/MASON	ADAM HALL
APRIL 23	SHARKS 3; @ PREDATORS 0	16,707	TOSKALA/MASON	J. CHEECHOO
APRIL 25	@ SHARKS 4; PREDATORS 1	17,496	TOSKALA/MASON	STEVE BERNIER
APRIL 27	@ SHARKS 5; PREDATORS 4	17,496	TOSKALA/MASON	P. MARLEAU
APRIL 30	SHARKS 2; @ PREDATORS 1	16,061	TOSKALA/MASON	P. MARLEAU

GOALS BY PERIOD	1ST	2ND	3RD	OT	TOTAL	SHOTS BY PERIOD	1ST	2ND	3RD	OT	TOTAL
SHARKS	6	7	4	0	17	SHARKS	60	59	52	0	171
PREDATORS	5	1	4	0	10	PREDATORS	45	46	46	0	137

INDIVIDUAL SCORING

SHARKS	GP	G	A	TP	+/-	PM	PP	SH	GW	GT	EN	S	PCTG
PATRICK MARLEAU	5	7	1	8	1	4	4	0	2	0	0	18	38.9
TOM PREISSING	5	0	6	6	1	2	0	0	0	0	0	7	0.0
CHRISTIAN EHRHOFF	5	0	5	5	3	12	0	0	0	0	0	12	0.0
JONATHAN CHEECHOO	5	2	2	4	0	4	1	0	1	0	0	25	8.0
JOE THORNTON	5	0	4	4	-2	4	0	0	0	0	0	10	0.0
MARK SMITH	5	3	0	3	3	2	1	0	0	0	0	19	15.8
STEVE BERNIER	5	1	2	3	2	6	1	0	1	0	0	10	10.0
MATT CARLE	5	0	3	3	1	0	0	0	0	0	0	8	0.0
NILS EKMAN	5	1	1	2	-2	2	1	0	0	0	0	14	7.1
MILAN MICHALEK	5	1	1	2	2	6	1	0	0	0	0	13	7.7
MARCEL GOC	5	0	2	2	2	0	0	0	0	0	0	2	0.0
KYLE McLAREN	5	0	2	2	2	4	0	0	0	0	0	1	0.0
PATRICK RISSMILLER	5	1	0	1	2	0	0	0	0	0	0	3	33.3
SCOTT THORNTON	5	1	0	1	0	2	0	0	0	0	0	8	12.5
SCOTT HANNAN	5	0	1	1	2	2	0	0	0	0	0	5	0.0
VILLE NIEMINEN	5	0	1	1	1	20	0	0	0	0	0	10	0.0
ALYN McCaULEY	4	0	1	1	1	2	0	0	0	0	0	4	0.0
JOSH GORGES	5	0	0	0	1	2	0	0	0	0	0	2	0.0
GRANT STEVENSON	1	0	0	0	0	2	0	0	0	0	0	0	0.0

POWER PLAY: 9-37 (24.3%) PENALTY KILLING: 26-32 (81.2%)

GOALTENDING SHARKS	GP	MIN	GA	Avg	EN	SO	W	L	SHOTS	SAVE%
VESA TOSKALA	5	298	10	2.01	0	1	4	1	137	.927

WESTERN CONFERENCE SEMIFINALS

2006 SHARKS PLAYOFF SUMMARY

SAN JOSE SHARKS (#5) VS. EDMONTON OILERS (#8) SHARKS SUMMARY: WON-2 LOST-4

DATE	SCORE	ATT.	GOALTENDERS	GW GOAL
MAY 7	@ SHARKS 2; OILERS 1	17,496	TOSKALA/ROLOSON	C. EHRHOFF
MAY 8	@ SHARKS 2; OILERS 1	17,496	TOSKALA/ROLOSON	J. THORNTON
MAY 10	SHARKS 2; @ OILERS 3 3OT	16,839	TOSKALA/ROLOSON	S. HORCOFF
MAY 12	SHARKS 3; @ OILERS 6	16,839	TOSKALA-NABOKOV/ ROLOSON	J. SMITH
MAY 14	@ SHARKS 3; OILERS 6	17,496	TOSKALA/ROLOSON	F. PISANI
MAY 17	SHARKS 0; @ OILERS 2	16,839	TOSKALA/ROLOSON	M. PECA

GOALS BY PERIOD	1ST	2ND	3RD	OT	TOTAL	SHOTS BY PERIOD	1ST	2ND	3RD	OT	TOTAL
SHARKS	4	6	2	0	12	SHARKS	50	56	51	18	175
OILERS	5	4	9	1	19	OILERS	63	31	33	30	177

INDIVIDUAL SCORING

SHARKS	GP	G	A	TP	+/-	PM	PP	SH	GW	GT	EN	S	PCTG
PATRICK MARLEAU	6	2	4	6	1	4	0	0	0	0	0	20	10.0
JONATHAN CHEECHOO	6	2	3	5	-1	4	0	0	0	0	0	21	9.5
JOE THORNTON	6	2	3	5	-2	8	1	0	1	0	0	13	15.4
CHRISTIAN EHRHOFF	6	2	1	3	-1	6	1	0	1	0	0	15	13.3
STEVE BERNIER	6	0	3	3	2	2	0	0	0	0	0	4	0.0
MILAN MICHALEK	4	0	3	3	2	2	0	0	0	0	0	10	0.0
NILS EKMAN	6	1	1	2	0	6	0	0	0	0	0	10	10.0
PATRICK RISSMILLER	6	1	1	2	-1	6	0	6	0	0	0	8	12.5
TOM PREISSING	6	1	0	1	-1	2	0	0	0	0	0	11	9.1
SCOTT THORNTON	6	1	0	1	-1	4	0	0	0	0	0	15	6.7
MARCEL GOC	6	0	1	1	-2	0	0	0	0	0	0	7	0.0
JOSH GORGES	6	0	1	1	-2	2	0	0	0	0	0	4	0.0
KYLE McLAREN	6	0	1	1	0	0	0	0	0	0	0	6	0.0
VILLE NIEMINEN	6	0	1	1	-2	4	0	0	0	0	0	8	0.0
MATT CARLE	6	0	0	0	0	4	0	0	0	0	0	5	0.0
SCOTT HANNAN	6	0	0	0	-2	4	0	0	0	0	0	7	0.0
MARK SMITH	6	0	0	0	-1	4	0	0	0	0	0	4	0.0
GRANT STEVENSON	4	0	0	0	-1	2	0	0	0	0	0	6	0.0
ALYN McCAULEY	2	0	0	0	-1	2	0	0	0	0	0	0	0.0
RYANE CLOWE	1	0	0	0	-1	0	0	0	0	0	0	0	0.0
ROB DAVISON	1	0	0	0	0	0	0	0	0	0	0	1	0.0

POWER PLAY: 2-35 (5.7%) PENALTY KILLING: 24-30 (80.0%)

GOALTENDING SHARKS	GP	MIN	GA	AVG	EN	SO	W	L	SHOTS	SAVE%
VESA TOSKALA	6	388	18	2.78	0	0	2	4	174	.897
EVGENI NABOKOV	1	12	1	5.17	0	0	0	0	4	.750



2004 SHARKS PLAYOFF SUMMARY

WESTERN CONFERENCE QUARTERFINALS SAN JOSE SHARKS (#2) VS. ST. LOUIS BLUES (#7) SHARKS SUMMARY: WON-4 LOST-1

DATE	SCORE	ATT.	GOALTENDERS	GW GOAL
APRIL 8	@ SHARKS 1; BLUES 0 OT	17,496	NABOKOV/OSGOOD	N. DIMITRAKOS
APRIL 10	@ SHARKS 3; BLUES 1	17,496	NABOKOV/OSGOOD, DIVIS	P. MARLEAU
APRIL 12	SHARKS 1; @ BLUES 4	19,023	NABOKOV/OSGOOD	D. DRAKE
APRIL 13	SHARKS 4; @ BLUES 3	19,452	NABOKOV/OSGOOD	A. KOROLYUK
APRIL 15	@ SHARKS 3; BLUES 1	17,496	NABOKOV/OSGOOD	M. SMITH

GOALS BY PERIOD	1ST	2ND	3RD	OT	TOTAL	SHOTS BY PERIOD	1ST	2ND	3RD	OT	TOTAL
SHARKS	3	4	4	1	12	SHARKS	38	34	41	4	117
BLUES	2	2	5	0	9	BLUES	37	52	37	2	128

INDIVIDUAL SCORING

SHARKS	GP	G	A	TP	+/-	PM	PP	SH	GW	GT	EN	S	PCTG
PATRICK MARLEAU	5	3	1	4	-2	2	2	1	1	0	0	13	23.1
VINCENT DAMPHOUSSE	5	0	4	4	-2	0	0	0	0	0	0	8	0.0
SCOTT THORNTON	4	2	1	3	0	6	0	0	0	0	0	6	33.3
JONATHAN CHEECHOO	5	1	2	3	3	4	0	0	0	0	0	8	12.5
ALEXANDER KOROLYUK	5	2	0	2	0	2	1	0	1	0	0	14	14.3
NIKO DIMITRAKOS	5	1	1	2	0	6	0	0	1	1	0	6	16.7
MIKE RICCI	5	1	1	2	3	2	0	0	0	0	0	4	25.0
BRAD STUART	5	1	1	2	-1	4	0	0	0	0	0	7	14.3
SCOTT HANNAN	5	0	2	2	1	8	0	0	0	0	0	7	0.0
KYLE MCLAREN	5	0	2	2	0	4	0	0	0	0	0	1	0.0
MARK SMITH	4	1	0	1	1	0	0	0	1	0	0	1	100.0
CURTIS BROWN	5	0	1	1	0	0	0	0	0	0	0	7	0.0
TODD HARVEY	5	0	1	1	1	0	0	0	0	0	0	1	0.0
JASON MARSHALL	5	0	1	1	0	6	0	0	0	0	0	5	0.0
TOM PREISSING	5	0	1	1	1	0	0	0	0	0	0	6	0.0
MIKE RATHJE	5	0	1	1	1	4	0	0	0	0	0	3	0.0
MARCEL GOC	1	0	1	1	1	0	0	0	0	0	0	0	0.0
NILS EKMAN	5	0	0	0	-2	2	0	0	0	0	0	10	0.0
WAYNE PRIMEAU	5	0	0	0	-2	2	0	0	0	0	0	9	0.0
ALYN MCCAULEY	1	0	0	0	0	0	0	0	0	0	0	1	0.0

POWER PLAY: 3-31 (9.7%) PENALTY KILLING: 21-22 (95.5%)

GOALTENDING SHARKS	GP	MIN	GA	Avg	EN	SO	W	L	SHOTS	SAVE%
EVGENI NABOKOV	5	308	8	1.56	1	1	4	1	127	.937



2016-17 SAN JOSE SHARKS MEDIA GUIDE

2004 SHARKS PLAYOFF SUMMARY

WESTERN CONFERENCE SEMIFINALS SAN JOSE SHARKS (#2) VS. COLORADO AVALANCHE (#4) SHARKS SUMMARY: WON-4 LOST-2

PLAYOFFS

DATE	SCORE	ATT.	GOALTENDERS	GW GOAL
APRIL 22	@ SHARKS 5; AVALANCHE 2	17,496	NABOKOV/SALO	SCOTT HANNAN
APRIL 24	@ SHARKS 4; AVALANCHE 1	17,496	NABOKOV/AEBISCHER	P. MARLEAU
APRIL 26	SHARKS 1; @ AVALANCHE 0	18,007	NABOKOV/AEBISCHER	V. DAMPHOUSSE
APRIL 28	SHARKS 0; @ AVALANCHE 1 OT	18,007	NABOKOV/AEBISCHER	JOE SAKIC
MAY 1	@ SHARKS 1; AVALANCHE 2 OT	17,496	NABOKOV/AEBISCHER	JOE SAKIC
MAY 4	SHARKS 3; @ AVALANCHE 1	18,007	NABOKOV/AEBISCHER	MARCEL GOC

GOALS BY PERIOD	1ST	2ND	3RD	OT	TOTAL	SHOTS BY PERIOD	1ST	2ND	3RD	OT	TOTAL
SHARKS	4	7	3	0	14	SHARKS	61	42	40	4	147
AVALANCHE	1	2	2	2	7	AVALANCHE	40	68	50	7	165

INDIVIDUAL SCORING

SHARKS	GP	G	A	TP	+/-	PM	PP	SH	GW	GT	EN	S	PCTG
VINCENT DAMPHOUSSE	6	5	2	7	5	8	2	0	1	0	0	15	33.3
NIKO DIMITRAKOS	6	0	7	7	4	0	0	0	0	0	0	12	0.0
PATRICK MARLEAU	6	4	2	6	6	2	1	0	1	0	0	17	23.5
JONATHAN CHEECHOO	6	2	3	5	1	6	1	0	0	0	0	13	15.4
BRAD STUART	6	0	3	3	4	7	0	0	0	0	0	8	0.0
SCOTT HANNAN	6	1	1	2	5	10	1	0	1	0	0	11	9.1
MIKE RICCI	6	0	2	2	0	2	0	0	0	0	0	3	0.0
WAYNE PRIMEAU	6	1	0	1	-1	2	0	0	0	0	1	12	8.3
MARCEL GOC	1	1	0	1	1	0	0	0	1	0	0	1	100.0
CURTIS BROWN	6	0	1	1	0	14	0	0	0	0	0	7	0.0
NILS EKMAN	6	0	1	1	-1	2	0	0	0	0	0	13	0.0
ALEXANDER KOROLYUK	6	0	1	1	-1	6	0	0	0	0	0	15	0.0
KYLE MCLAREN	6	0	1	1	1	0	0	0	0	0	0	4	0.0
MIKE RATHJE	6	0	1	1	1	4	0	0	0	0	0	2	0.0
JASON MARSHALL	6	0	0	0	0	6	0	0	0	0	0	3	0.0
MARK SMITH	6	0	0	0	1	11	0	0	0	0	0	2	0.0
TODD HARVEY	5	0	0	0	0	0	0	0	0	0	0	4	0.0
TOM PREISSING	5	0	0	0	0	0	0	0	0	0	0	1	0.0
ALYN MCCAULEY	4	0	0	0	-1	0	0	0	0	0	0	3	0.0
SCOTT THORNTON	2	0	0	0	0	0	0	0	0	0	0	1	0.0
JIM FAHEY	1	0	0	0	0	0	0	0	0	0	0	0	0.0

POWER PLAY: 5-25 (20.0%) PENALTY KILLING: 24-27 (88.9%)

GOALTENDING SHARKS	GP	MIN	GA	Avg	EN	SO	W	L	SHOTS	SAVE%
EVGENI NABOKOV	6	367	7	1.14	0	1	4	2	165	.958



2004 SHARKS PLAYOFF SUMMARY

WESTERN CONFERENCE FINALS SAN JOSE SHARKS (#2) VS. CALGARY FLAMES (#6) SHARKS SUMMARY: WON-2 LOST-4

DATE	SCORE	ATT.	GOALTENDERS	GW GOAL
MAY 9	@ SHARKS 3; FLAMES 4 OT	17,496	NABOKOV/KIPRUSOFF	STEVE MONTADOR
MAY 11	@ SHARKS 1; FLAMES 4	17,496	NABOKOV/KIPRUSOFF	SHEAN DONOVAN
MAY 13	SHARKS 3; @ FLAMES 0	19,289	NABOKOV/KIPRUSOFF	V. DAMPHOUSSE
MAY 16	SHARKS 4; @ FLAMES 2	19,289	NABOKOV/KIPRUSOFF, TUREK	V. DAMPHOUSSE
MAY 17	@ SHARKS 0; FLAMES 3	17,496	NABOKOV/KIPRUSOFF	JAROME IGINLA
MAY 19	SHARKS 1; @ FLAMES 3	19,289	NABOKOV/KIPRUSOFF	MARTIN GELINAS

GOALS BY PERIOD	1ST	2ND	3RD	OT	TOTAL	SHOTS BY PERIOD	1ST	2ND	3RD	OT	TOTAL
SHARKS	0	9	3	0	12	SHARKS	48	55	36	12	151
FLAMES	7	3	5	1	16	FLAMES	56	50	59	5	170

INDIVIDUAL SCORING

SHARKS	GP	G	A	TP	+/-	PM	PP	SH	GW	GT	EN	S	PCTG
ALEXANDER KOROLYUK	6	3	1	4	1	2	1	0	0	0	1	13	23.1
MIKE RATHJE	6	1	3	4	-1	5	0	0	0	0	0	9	11.1
VINCENT DAMPHOUSSE	6	2	1	3	-3	12	1	0	2	0	0	14	14.3
ALYN MCCAULEY	6	2	1	3	1	2	0	0	0	0	0	7	28.6
JONATHAN CHEECHOO	6	1	1	2	0	0	0	0	0	0	0	13	7.7
TODD HARVEY	6	1	1	2	-4	2	0	0	0	0	0	6	16.7
PATRICK MARLEAU	6	1	1	2	-4	2	1	0	0	0	0	15	6.7
SCOTT HANNAN	6	0	2	2	1	4	0	0	0	0	0	7	0.0
WAYNE PRIMEAU	6	0	2	2	-4	0	0	0	0	0	0	7	0.0
ROB DAVISON	5	0	2	2	0	4	0	0	0	0	0	2	0.0
NILS EKMAN	5	0	2	2	1	4	0	0	0	0	0	6	0.0
MIKE RICCI	6	1	0	1	2	0	0	0	0	0	0	6	16.7
BRAD STUART	6	0	1	1	-7	2	0	0	0	0	0	13	0.0
SCOTT THORNTON	6	0	1	1	1	16	0	0	0	0	0	8	0.0
CURTIS BROWN	6	0	0	0	-5	4	0	0	0	0	0	9	0.0
JASON MARSHALL	6	0	0	0	1	13	0	0	0	0	0	5	0.0
KYLE MCLAREN	5	0	0	0	-2	6	0	0	0	0	0	7	0.0
NIKO DIMITRAKOS	4	0	0	0	-2	2	0	0	0	0	0	4	0.0
MARCEL GOC	3	0	0	0	-1	0	0	0	0	0	0	0	0.0
JIM FAHEY	1	0	0	0	0	0	0	0	0	0	0	0	0.0
TOM PREISSING	1	0	0	0	-1	0	0	0	0	0	0	0	0.0

POWER PLAY: 3-25 (12.0%) PENALTY KILLING: 21-23 (91.3%)

GOALTENDING SHARKS	GP	MIN	GA	Avg	EN	SO	W	L	SHOTS	SAVE%
EVGENI NABOKOV	6	378	15	2.38	1	1	2	4	169	.911

2002 SHARKS PLAYOFF SUMMARY

WESTERN CONFERENCE QUARTERFINALS SAN JOSE SHARKS (#3) VS. PHOENIX COYOTES (#6) SHARKS SUMMARY: WON-4 LOST-1

DATE	SCORE	ATT.	GOALTENDERS	GW GOAL
APRIL 17	@ SHARKS 2; COYOTES 1	17,496	NABOKOV/BURKE	PATRICK MARLEAU
APRIL 20	@ SHARKS 1; COYOTES 3	17,496	NABOKOV/BURKE	DANIEL BRIERE
APRIL 22	SHARKS 4; @ COYOTES 1	16,210	NABOKOV/BURKE	ADAM GRAVES
APRIL 24	SHARKS 2; @ COYOTES 1	16,210	NABOKOV/BURKE	MIKE RICCI
APRIL 26	@ SHARKS 4; COYOTES 1	17,496	NABOKOV/BURKE	ADAM GRAVES

GOALS BY PERIOD	1ST	2ND	3RD	OT	TOTAL	SHOTS BY PERIOD	1ST	2ND	3RD	OT	TOTAL
SHARKS	3	5	5	0	13	SHARKS	36	59	38	0	133
COYOTES	1	4	2	0	7	COYOTES	42	56	36	0	134

INDIVIDUAL SCORING

SHARKS	GP	G	A	TP	+/-	PM	PP	SH	GW	GT	EN	S	PCTG
PATRICK MARLEAU	5	3	3	6	4	2	0	0	1	0	0	8	37.5
VINCENT DAMPHOUSSE	5	2	1	3	-1	6	1	0	0	0	0	8	25
ADAM GRAVES	5	2	1	3	-1	2	0	0	2	0	0	9	22.2
MIKE RICCI	5	2	1	3	4	0	0	0	1	0	0	8	25
SCOTT THORNTON	5	1	2	3	2	4	0	0	0	0	0	8	12.5
MARCO STURM	5	2	0	2	3	2	0	0	0	0	0	13	15.4
MIKE RATHJE	5	1	1	2	3	4	1	0	0	0	0	2	50
STEPHANE MATTEAU	3	0	2	2	2	0	0	0	0	0	0	0	0
SCOTT HANNAN	5	0	2	2	1	6	0	0	0	0	0	2	0
TODD HARVEY	5	0	2	2	3	8	0	0	0	0	0	8	0
OWEN NOLAN	5	0	2	2	-2	0	0	0	0	0	0	17	0
TEEMU SELANNE	5	0	2	2	2	2	0	0	0	0	0	9	0
NIKLAS SUNDSTROM	5	0	2	2	2	6	0	0	0	0	0	5	0
BRYAN MARCHMENT	5	0	1	1	1	4	0	0	0	0	0	7	0
EVGENI NABOKOV	5	0	1	1	0	2	0	0	0	0	0	0	0
GARY SUTER	5	0	1	1	2	6	0	0	0	0	0	16	0
MATT BRADLEY	3	0	0	0	0	0	0	0	0	0	0	2	0
JEFF JILLSON	4	0	0	0	0	0	0	0	0	0	0	2	0
MARCUS RAGNARSSON	5	0	0	0	1	6	0	0	0	0	0	6	0
BRAD STUART	5	0	0	0	3	4	0	0	0	0	0	3	0

POWER PLAY: 0-22 (0%) PENALTY KILLING: 22-27 (81.4%)

GOALTENDING SHARKS	GP	MIN	GA	Avg	EN	SO	W	L	SHOTS	SAVE%
EVGENI NABOKOV	5	299	7	1.40	0	0	4	1	134	.948



2002 SHARKS PLAYOFF SUMMARY

WESTERN CONFERENCE SEMIFINALS
SAN JOSE SHARKS (#3) VS. COLORADO AVALANCHE
(#2)
SHARKS SUMMARY: WON-3 LOST-4

DATE	SCORE	ATT.	GOALTENDERS	GW GOAL
MAY 1	SHARKS 6; @ AVALANCHE 3	18,007	NABOKOV/ROY	PATRICK MARLEAU
MAY 4	SHARKS 2; @ AVALANCHE 8	18,007	NABOKOV, KIPRUSOFF/ROY	PETER FORSBERG
MAY 6	@ SHARKS 6; AVALANCHE 4	17,496	NABOKOV/ROY	PATRICK MARLEAU
MAY 8	@ SHARKS 1; AVALANCHE 4	17,496	NABOKOV/ROY	JOE SAKIC
MAY 11	SHARKS 5; @ AVALANCHE 3	18,007	NABOKOV/ROY	TEEMU SELANNE
MAY 13	@ SHARKS 1; AVALANCHE 2 OT	17,496	NABOKOV/ROY	PETER FORSBERG
MAY 15	SHARKS 0; @ AVALANCHE 1	18,007	NABOKOV/ROY	PETER FORSBERG

GOALS BY PERIOD	1ST	2ND	3RD	OT	TOTAL	SHOTS BY PERIOD	1ST	2ND	3RD	OT	TOTAL
SHARKS	3	8	10	0	21	SHARKS	63	56	70	1	190
AVALANCHE	4	14	6	1	25	AVALANCHE	57	81	52	1	191

INDIVIDUAL SCORING

SHARKS	GP	G	A	TP	+/-	PM	PP	SH	GW	GT	EN	S	PCTG
OWEN NOLAN	7	3	4	7	0	8	0	0	0	0	2	29	10.3
MIKE RICCI	7	2	5	7	2	4	0	0	0	0	0	9	22.2
TEEMU SELANNE	7	5	1	6	-5	0	2	0	1	0	0	26	19.2
PATRICK MARLEAU	7	3	2	5	-1	4	1	0	2	0	0	13	23.1
NIKLAS SUNDSTROM	7	1	4	5	1	0	0	0	0	0	0	12	8.3
VINCENT DAMPHOUSSE	7	0	5	5	0	6	0	0	0	0	0	9	0
MARCUS RAGNARSSON	7	1	3	4	-2	6	0	0	0	0	0	6	16.7
SCOTT THORNTON	7	2	1	3	1	2	0	0	0	0	0	15	13.3
MARCO STURM	7	1	2	3	-4	0	0	0	0	0	0	18	5.6
BRAD STUART	7	0	3	3	-2	4	0	0	0	0	0	9	0
GARY SUTER	7	0	3	3	0	2	0	0	0	0	0	6	0
MIKE RATHJE	7	0	2	2	2	2	0	0	0	0	0	8	0
ADAM GRAVES	7	1	0	1	-1	4	0	0	0	0	0	6	16.7
BRYAN MARCHMENT	7	1	0	1	-2	6	0	0	0	0	1	4	25
STEPHANE MATTEAU	7	1	0	1	-1	2	0	0	0	0	0	5	20
EVGENI NABOKOV	7	0	1	1	0	0	0	0	0	0	0	0	0
MATT BRADLEY	7	0	0	0	0	0	0	0	0	0	0	2	0
SCOTT HANNAN	7	0	0	0	-2	6	0	0	0	0	0	8	0
TODD HARVEY	7	0	0	0	0	4	0	0	0	0	0	5	0

POWER PLAY: 3-21 (14.3%) PENALTY KILLING: 19-23 (82.6%)

GOALTENDING SHARKS	GP	MIN	GA	Avg	EN	SO	W	L	SHOTS	SAVE%
EVGENI NABOKOV	7	413	24	3.49	1	0	3	4	188	.872
MIKKA KIPRUSOFF	1	8	0	0.00	0	0	0	0	2	100.0

2001 SHARKS PLAYOFF SUMMARY

WESTERN CONFERENCE QUARTERFINALS SAN JOSE SHARKS (#5) VS. ST. LOUIS BLUES (#4) SHARKS SUMMARY: WON-2 LOST-4

DATE	SCORE	ATT.	GOALTENDERS	GW GOAL
April 12	@ BLUES 3; SHARKS 1	19,407	TUREK/NABOKOV	SCOTT YOUNG
April 14	@ BLUES 0; SHARKS 1	19,534	TUREK/NABOKOV	SCOTT THORNTON
April 16	BLUES 6; @ SHARKS 3	17,496	TUREK/Nabokov, Kiprusoff	DALLAS DRAKE
April 17	BLUES 2; @ SHARKS 3	17,496	TUREK/KIPRUSOFF	OWEN NOLAN
April 19	@ BLUES 3; SHARKS 2 OT	19,853	TUREK/KIPRUSOFF	BRYCE SALVADOR
April 21	BLUES 2; @ SHARKS 1	17,496	TUREK/NABOKOV	PAVOL DEMITRA

GOALS BY PERIOD	1ST	2ND	3RD	OT	TOTAL	SHOTS BY PERIOD	1ST	2ND	3RD	OT	TOTAL
SHARKS	2	6	3	0	11	SHARKS	51	62	46	2	161
BLUES	5	5	5	1	16	BLUES	59	63	51	10	183

INDIVIDUAL SCORING

SHARKS	GP	G	A	TP	+/-	PM	PP	SH	GW	GT	EN	S	PCTG
STEPHANE MATTEAU	6	1	3	4	1	0	0	0	0	0	0	6	16.7
SCOTT THORNTON	6	3	0	3	1	8	0	0	1	0	0	15	20.0
VINCENT DAMPHOUSSE	6	2	1	3	-1	14	0	1	0	0	0	15	13.3
MIKE RICCI	6	0	3	3	-1	0	0	0	0	0	0	10	.0
NIKLAS SUNDSTROM	6	0	3	3	1	2	0	0	0	0	0	5	.0
PATRICK MARLEAU	6	2	0	2	1	4	0	0	0	0	0	12	16.7
OWEN NOLAN	6	1	1	2	-5	8	0	0	1	0	0	26	3.8
TEEMU SELANNE	6	0	2	2	2	2	0	0	0	0	0	5	.0
MARCO STURM	6	0	2	2	-2	0	0	0	0	0	0	7	.0
TONY GRANATO	4	1	0	1	0	0	0	0	0	0	0	5	20.0
BRAD STUART	5	1	0	1	0	0	0	0	0	0	0	4	25.0
BRYAN MARCHMENT	5	0	1	1	3	2	0	0	0	0	0	10	.0
MARCUS RAGNARSSON	5	0	1	1	0	8	0	0	0	0	0	5	.0
SCOTT HANNAN	6	0	1	1	-1	6	0	0	0	0	0	20	.0
JEFF NORTON	6	0	1	1	-2	2	0	0	0	0	0	3	.0
MIKE RATHJE	6	0	1	1	2	4	0	0	0	0	0	5	.0
GARY SUTER	1	0	0	0	0	0	0	0	0	0	0	0	.0
SHAWN HEINS	2	0	0	0	-1	0	0	0	0	0	0	2	.0
ALEXANDER KOROLYUK	2	0	0	0	0	0	0	0	0	0	0	0	.0
TODD HARVEY	6	0	0	0	0	8	0	0	0	0	0	2	.0
BILL LINDSAY	6	0	0	0	0	16	0	0	0	0	0	4	.0

POWER PLAY: 0-22 (0%) PENALTY KILLING: 22-27 (81.4%)

GOALTENDING SHARKS	GP	MIN	GA	AVG	EN	SO	W	L	SHOTS	SAVE%
EVGENI NABOKOV	4	218	10	2.75	0	1	1	3	103	.903
MIikka KIPRUSOFF	3	149	5	2.01	1	0	1	1	79	.937



2000 SHARKS PLAYOFF SUMMARY

WESTERN CONFERENCE QUARTERFINALS SAN JOSE SHARKS (#8) VS. ST. LOUIS BLUES (#1) SHARKS SUMMARY: WON-4 LOST-3

DATE	SCORE	ATT.	GOALTENDERS	GW GOAL
April 12	@ BLUES 5; SHARKS 3	20,199	TUREK/SHIELDS	CHRIS PRONGER
April 15	@ BLUES 2; SHARKS 4	20,337	TUREK/SHIELDS	MIKE RICCI
April 17	BLUES 1; @ SHARKS 2	17,483	TUREK/SHIELDS	OWEN NOLAN
April 19	BLUES 2; @ SHARKS 3	17,483	TUREK/SHIELDS	GARY SUTER
April 21	@ BLUES 5; SHARKS 3	20,361	TUREK/SHIELDS	CHRIS PRONGER
April 23	BLUES 6; @ SHARKS 2	17,483	TUREK/SHIELDS, Nabokov	JOCHEN HECHT
April 25	@ BLUES 1; SHARKS 3	20,418	TUREK/SHIELDS	OWEN NOLAN

GOALS BY PERIOD	1ST	2ND	3RD	OT	TOTAL	SHOTS BY PERIOD	1ST	2ND	3RD	OT	TOTAL
SHARKS	8	5	7	0	20	SHARKS	51	67	44	0	162
BLUES	8	8	6	0	22	BLUES	62	55	78	0	195

INDIVIDUAL SCORING

SHARKS	GP	G	A	TP	+/-	PM	PP	SH	GW	GT	EN	S	PCTG
OWEN NOLAN	7	6	2	8	0	4	2	1	2	0	1	20	30.0
GARY SUTER	7	2	3	5	-4	12	1	0	1	0	0	16	12.5
VINCENT DAMPHOUSSE	7	0	5	5	0	8	0	0	0	0	0	14	.0
MIKE RICCI	7	3	1	4	-3	2	2	0	1	0	0	10	30.0
MIKE RATHJE	7	1	3	4	4	2	0	0	0	0	0	5	20.0
JEFF FRIESEN	6	2	1	3	-1	8	0	0	0	0	0	8	25.0
DAVE LOWRY	7	1	2	3	1	4	0	0	0	0	0	6	16.7
MARCO STURM	7	1	2	3	0	6	0	0	0	0	0	10	10.0
MARCUS RAGNARSSON	7	0	3	3	4	8	0	0	0	0	0	4	.0
BRYAN MARCHMENT	7	2	0	2	3	4	0	0	0	0	0	14	14.3
ALEXANDER KOROLYUK	5	0	2	2	2	6	0	0	0	0	0	7	.0
STEPHANE MATTEAU	7	0	2	2	-1	8	0	0	0	0	0	11	.0
RON SUTTER	7	0	2	2	2	2	0	0	0	0	0	6	.0
RONNIE STERN	2	1	0	1	0	9	0	0	0	0	0	3	33.3
BRAD STUART	7	1	0	1	-6	4	1	0	0	0	0	6	16.7
TONY GRANATO	7	0	1	1	3	10	0	0	0	0	0	9	.0
NIKLAS SUNDSTROM	7	0	1	1	-2	2	0	0	0	0	0	6	.0
PATRICK MARLEAU	1	0	0	0	-2	0	0	0	0	0	0	0	.0
TODD HARVEY	7	0	0	0	-1	4	0	0	0	0	0	3	.0
JEFF NORTON	7	0	0	0	1	7	0	0	0	0	0	4	.0

POWER PLAY: 6-35 (17.1%) PENALTY KILLING: 31-39 (79.5%)

GOALTENDING SHARKS	GP	MIN	GA	AVG	EN	SO	W	L	SHOTS	SAVE%
STEVE SHIELDS	7	398	21	3.17	1	0	4	3	184	.886
EVGENI NABOKOV	1	20	0	0.00	0	0	0	0	10	1.000

2000 SHARKS PLAYOFF SUMMARY

WESTERN CONFERENCE SEMIFINALS SAN JOSE SHARKS (#8) VS. DALLAS STARS (#2) SHARKS SUMMARY: WON-1 LOST-4

PLAYOFFS

DATE	SCORE	ATT.	GOALTENDERS	GW GOAL
APRIL 28	@ STARS 4; SHARKS 0	17,001	BELFOUR/SHIELDS	AARON GAVEY
APRIL 30	@ STARS 1; SHARKS 0	17,001	BELFOUR/SHIELDS	MIKE MODANO
MAY 2	STARS 1; @ SHARKS 2	17,483	BELFOUR/SHIELDS	OWEN NOLAN
MAY 5	STARS 5; @ SHARKS 4	17,483	BELFOUR/SHIELDS	JOE NIEUWENDYK
MAY 7	@ STARS 4; SHARKS 1	17,001	BELFOUR/SHIELDS	SCOTT THORNTON

GOALS BY PERIOD	1ST	2ND	3RD	OT	TOTAL	SHOTS BY PERIOD	1ST	2ND	3RD	OT	TOTAL
STARS	8	3	4	0	15	STARS	49	46	44	0	139
SHARKS	2	4	1	0	7	SHARKS	42	41	50	0	133

INDIVIDUAL SCORING

SHARKS	GP	G	A	TP	+/-	PM	PP	SH	GW	GT	EN	S	PCTG
VINCENT DAMPHOUSSE	5	1	2	3	-5	8	1	0	0	0	0	14	.71
OWEN NOLAN	3	2	0	2	-2	2	0	1	1	0	0	12	16.7
MIKE RICCI	5	2	0	2	0	0	1	0	0	0	0	10	20.0
PATRICK MARLEAU	4	1	1	2	-1	2	1	0	0	0	0	4	25.0
GARY SUTER	5	0	2	2	-2	0	0	0	0	0	0	17	.0
TODD HARVEY	5	1	0	1	-1	4	1	0	0	0	0	6	16.7
SCOTT HANNAN	1	0	1	1	0	0	0	0	0	0	0	2	.0
ALEXANDER KOROLYUK	4	0	1	1	-1	0	0	0	0	0	0	6	.0
BRYAN MARCHMENT	4	0	1	1	-1	8	0	0	0	0	0	2	.0
JEFF FRIESEN	5	0	1	1	-3	2	0	0	0	0	0	14	.0
JEFF NORTON	5	0	1	1	-2	0	0	0	0	0	0	7	.0
MARCO STURM	5	0	1	1	0	0	0	0	0	0	0	6	.0
NIKLAS SUNDSTROM	5	0	1	1	-1	0	0	0	0	0	0	3	.0
RONNIE STERN	1	0	0	0	-2	2	0	0	0	0	0	1	.0
STEPHANE MATTEAU	3	0	0	0	-1	0	0	0	0	0	0	5	.0
TONY GRANATO	5	0	0	0	-2	4	0	0	0	0	0	6	.0
DAVE LOWRY	5	0	0	0	-1	2	0	0	0	0	0	1	.0
MARCUS RAGNARSSON	5	0	0	0	-1	2	0	0	0	0	0	3	.0
MIKE RATHJE	5	0	0	0	-3	6	0	0	0	0	0	3	.0
BRAD STUART	5	0	0	0	-5	2	0	0	0	0	0	6	.0
RON SUTTER	5	0	0	0	-2	8	0	0	0	0	0	5	.0

POWER PLAY: 4-28 (14.3%) PENALTY KILLING: 17-22 (77.3%)

GOALTENDING SHARKS	GP	MIN	GA	AVG	EN	SO	W	L	SHOTS	SAVE%
STEVE SHIELDS	5	298	15	3.02	0	0	1	4	139	.892



1999 SHARKS PLAYOFF SUMMARY

WESTERN CONFERENCE QUARTERFINALS

SAN JOSE SHARKS (#7) VS. COLORADO AVALANCHE (#2)

SHARKS SUMMARY: WON-2 LOST-4

PLAYOFFS

DATE	SCORE	ATT.	GOALTENDERS	GW GOAL
April 24*	AVALANCHE 3; @ SHARKS 1	17,483	ROY/VERNON	SANDIS OZOLINSH
April 26*	AVALANCHE 2; @ SHARKS 1 OT	17,483	ROY/VERNON	MILAN HEJDUK
April 28	@ AVALANCHE 2; SHARKS 4	16,061	ROY/VERNON	MARCO STURM
April 30	@ AVALANCHE 3; SHARKS 7	16,061	ROY, Billington/VERNON	A. KOROLYUK
May 1	@ AVALANCHE 6; SHARKS 2	16,051	ROY/SHIELDS	JOE SAKIC
May 3	AVALANCHE 3; @ SHARKS 2 OT	17,483	ROY/VERNON	MILAN HEJDUK

* Games 1 and 2 were shifted to San Jose due to the tragedy at Columbine High School in Littleton, colo.

GOALS BY PERIOD	1ST	2ND	3RD	OT	TOTAL	SHOTS BY PERIOD	1ST	2ND	3RD	OT	TOTAL
AVALANCHE	3	9	5	2	19	AVALANCHE	56	74	65	13	208
SHARKS	1	4	12	0	17	SHARKS	49	66	69	7	191

INDIVIDUAL SCORING

SHARKS	GP	G	A	TP	+/-	PM	PP	SH	GW	GT	EN	S	PCTG
JEFF NORTON	6	0	7	7	5	10	0	0	0	0	0	3	.0
VINCENT DAMPHOUSSE	6	3	2	5	1	6	0	2	0	0	0	22	13.6
MIKE RICCI	6	2	3	5	1	10	1	0	0	0	0	9	22.2
JEFF FRIESEN	6	2	2	4	-1	14	1	0	0	0	0	20	10.0
MARCO STURM	6	2	2	4	1	4	0	0	1	0	0	15	13.3
ALEXANDER KOROLYUK	6	1	3	4	-3	2	0	0	1	0	0	7	14.3
BILL HOULDER	6	3	0	3	2	4	3	0	0	0	0	8	37.5
PATRICK MARLEAU	6	2	1	3	-1	4	2	0	0	0	0	7	28.6
JOE MURPHY	6	0	3	3	4	0	0	0	0	0	0	21	.0
TONY GRANATO	6	1	1	2	-1	2	0	0	0	0	0	5	20.0
OWEN NOLAN	6	1	1	2	6	0	0	0	0	1	0	26	3.8
MIKE VERNON	5	0	1	1	0	0	0	0	0	0	0	0	.0
MARCUS RAGNARSSON	6	0	1	1	-4	6	0	0	0	0	0	9	.0
DAVE LOWRY	1	0	0	0	0	0	0	0	0	0	0	0	.0
STEPHANE MATTEAU	5	0	0	0	-3	6	0	0	0	0	0	4	.0
BRYAN MARCHMENT	6	0	0	0	4	0	0	0	0	0	0	7	.0
MIKE RATHJE	6	0	0	0	-6	4	0	0	0	0	0	4	.0
BOB ROUSE	6	0	0	0	-1	6	0	0	0	0	0	4	.0
RONNIE STERN	6	0	0	0	-1	6	0	0	0	0	0	10	.0
RON SUTTER	6	0	0	0	-1	4	0	0	0	0	0	10	.0

POWER PLAY: 7-41 (17.1%) PENALTY KILLING: 35-42 (83.3%)

GOALTENDING SHARKS	GP	MIN	GA	AVG	EN	SO	W	L	SHOTS	SAVE%
MIKE VERNON	5	321	13	2.40	0	0	2	3	172	.924
STEVE SHIELDS	1	60	6	6.00	0	0	0	1	36	.833



2016-17 SAN JOSE SHARKS MEDIA GUIDE

1998 SHARKS PLAYOFF SUMMARY

WESTERN CONFERENCE QUARTERFINALS SAN JOSE SHARKS (#8) VS. DALLAS STARS (#1) SHARKS SUMMARY: WON-2 LOST-4

PLAYOFFS

DATE	SCORE	ATT.	GOALTENDERS	GW GOAL
APRIL 22	@ STARS 4; SHARKS 1	16,928	VERNON/BELFOUR	JUHA LIND
APRIL 24	@ STARS 5; SHARKS 2	16,928	HRUDEY, VERNON/ BELFOUR	PAT VERBEEK
APRIL 26	STARS 1; @ SHARKS 4	17,483	VERNON/BELFOUR, FERNANDEZ	OWEN NOLAN
APRIL 28	STARS 0; @ SHARKS 1 OT	17,483	VERNON/BELFOUR	ANDREI ZYUZIN
APRIL 30	@ STARS 3; SHARKS 2	16,928	VERNON/BELFOUR	MIKE MODANO
MAY 2	STARS 3; @ SHARKS 2 OT	17,483	VERNON/BELFOUR	MIKE KEANE

GOALS BY PERIOD	1ST	2ND	3RD	OT	TOTAL	SHOTS BY PERIOD	1ST	2ND	3RD	OT	TOTAL
SHARKS	2	5	4	1	12	SHARKS	41	48	38	4	131
STARS	6	6	3	1	16	STARS	55	46	41	3	145

INDIVIDUAL SCORING

SHARKS	GP	G	A	TP	+/-	PM	PP	SH	GW	GT	EN	S	PCTG
JOHN MACLEAN	6	2	3	5	1	4	1	0	0	0	0	18	11.1
BERNIE NICHOLLS	6	0	5	5	-2	8	0	0	0	0	0	6	.0
OWEN NOLAN	6	2	2	4	-1	26	2	0	1	0	0	16	12.5
MIKE RICCI	6	1	3	4	0	6	0	0	0	0	0	8	12.5
BILL HOULDER	6	1	2	3	0	2	0	0	0	0	0	8	12.5
MURRAY CRAVEN	6	1	1	2	-2	0	0	0	0	0	0	6	16.7
JOE MURPHY	6	1	1	2	-1	20	1	0	0	0	0	10	10.0
AL IAFRATE	6	1	0	1	-4	10	1	0	0	0	0	10	10.0
MIKE RATHJE	6	1	0	1	-3	6	1	0	0	0	0	2	50.0
RON SUTTER	6	1	0	1	-1	14	0	0	0	0	0	7	14.3
ANDREI ZYUZIN	6	1	0	1	-2	14	0	0	1	1	0	6	16.7
STEPHANE MATTEAU	4	0	1	1	1	0	0	0	0	0	0	2	.0
PATRICK MARLEAU	5	0	1	1	-1	0	0	0	0	0	0	2	.0
JEFF FRIESEN	6	0	1	1	-1	2	0	0	0	0	0	9	.0
TONY GRANATO	1	0	0	0	0	0	0	0	0	0	0	2	.0
MARCO STURM	2	0	0	0	-2	0	0	0	0	0	0	3	.0
SHAWN BURR	6	0	0	0	-1	8	0	0	0	0	0	4	.0
DAVE LOWRY	6	0	0	0	0	18	0	0	0	0	0	3	.0
BRYAN MARCHMENT	6	0	0	0	1	10	0	0	0	0	0	5	.0
MARCUS RAGNARSSON	6	0	0	0	2	4	0	0	0	0	0	4	.0
MIKE VERNON	6	0	0	0	0	0	0	0	0	0	0	0	.0
KELLY HRUDEY	1	0	0	0	0	0	0	0	0	0	0	0	.0

POWER PLAY: 6-36 (16.7%) PENALTY KILLING 31-38 (81.6%)

GOALTENDING SHARKS	GP	MIN	GA	AVG	EN	SO	W	L	SHOTS	SAVE%
MIKE VERNON	6	348	14	2.41	1	1	2	4	138	.899
KELLY HRUDEY	1	20	1	3.00	0	0	0	1	6	.833



1995 SHARKS PLAYOFF SUMMARY

WESTERN CONFERENCE QUARTERFINALS CALGARY FLAMES (#2) VS. SAN JOSE SHARKS (#7) SHARKS SUMMARY: WON-4 LOST-3

DATE	SCORE	ATT.	GOALTENDERS	GW GOAL
MAY 7	@ FLAMES 4; SHARKS 5	15,624	TABARACCI, KIDD/IRBE	JAMIE BAKER
MAY 9	@ FLAMES 4; SHARKS 5; OT	16,389	KIDD/IRBE	ULF DAHLEN
MAY 11	FLAMES 9; @ SHARKS 2	17,190	KIDD/FLAHERTY, IRBE	MIKE SULLIVAN
MAY 13	FLAMES 6; @ SHARKS 4	17,190	KIDD/IRBE	ROBERT REICHEL
MAY 15	@ FLAMES 5; SHARKS 0	18,298	KIDD/FLAHERTY, IRBE	JOE NIEUWENDYK
MAY 17	FLAMES 3; @ SHARKS 5	17,190	KIDD/FLAHERTY	CRAIG JANNEY
MAY 19	@ FLAMES 4; SHARKS 5; 2 OT	20,230	KIDD/FLAHERTY	RAY WHITNEY

GOALS BY PERIOD	1ST	2ND	3RD	OT	TOTAL	SHOTS BY PERIOD	1ST	2ND	3RD	OT	TOTAL
SHARKS	7	11	6	2	26	SHARKS	41	67	66	16	190
FLAMES	13	7	15	0	35	FLAMES	91	61	84	23	259

INDIVIDUAL SCORING

SHARKS	GP	G	A	TP	+/-	PM	PP	SH	GW	GT	EN	S	PCTG
ULF DAHLEN	7	4	3	7	-6	0	2	0	1	1	0	16	25.0
CRAIG JANNEY	7	3	4	7	-9	4	0	0	1	0	0	17	17.6
RAY WHITNEY	7	2	4	6	2	0	0	0	1	1	0	13	15.4
IGOR LARIONOV	7	1	5	6	-1	2	0	0	0	0	0	15	6.7
MIKE RATHJE	7	3	2	5	-7	4	3	0	0	0	0	13	23.1
SERGEI MAKAROV	7	2	3	5	-1	4	0	0	0	0	0	5	40.0
JEFF FRIESEN	7	1	4	5	-3	4	0	0	0	0	0	16	6.3
TOM PEDERSON	6	0	5	5	-10	6	0	0	0	0	0	13	.0
PAT FALLOON	7	3	1	4	-2	0	0	0	0	0	0	20	15.0
JAMIE BAKER	7	2	2	4	-2	10	0	0	1	0	0	12	16.7
SANDIS OZOLINSH	7	3	0	3	-7	4	1	0	0	0	0	12	25.0
JEFF ODGERS	7	1	1	2	1	4	0	0	0	0	0	3	33.3
CHRIS TANCILL	7	1	1	2	-1	0	0	0	0	0	0	11	9.1
JAY MORE	7	0	2	2	6	6	0	0	0	0	0	7	.0
SHEAN DONOVAN	3	0	1	1	-1	0	0	0	0	0	0	2	.0
JIM KYTE	7	0	1	1	3	12	0	0	0	0	0	7	.0
VLASTIMIL KROUPA	2	0	0	0	-1	0	0	0	0	0	0	2	.0
KEVIN MILLER	4	0	0	0	-2	0	0	0	0	0	0	2	.0
ARTURS IRBE	5	0	0	0	0	10	0	0	0	0	0	0	.0
ANDREI NAZAROV	6	0	0	0	0	9	0	0	0	0	0	3	.0
SHAWN CRONIN	7	0	0	0	2	5	0	0	0	0	0	1	.0

POWER PLAY: 6-31 (19.4%) PENALTY KILLING: 24-31 (77.4%)

GOALTENDING SHARKS	GP	MIN	GA	AVG	EN	SO	W	L	SHOTS	SAVE%
ARTURS IRBE	5	256	21	4.92	1	0	2	3	138	.848
WADE FLAHERTY	4	197	13	3.96	0	0	2	0	120	.892



1995 SHARKS PLAYOFF SUMMARY

WESTERN CONFERENCE SEMIFINALS
DETROIT RED WINGS (#1) VS. SAN JOSE SHARKS (#7)
SHARKS SUMMARY: WON-0 LOST-4

DATE	SCORE	ATT.	GOALTENDERS	GW GOAL
MAY 21	@ RED WINGS 6; SHARKS 0	19,875	VERNON/FLAHERTY	DINO CICCARELLI
MAY 23	@ RED WINGS 6; SHARKS 2	19,875	VERNON/IRBE	STEVE YZERMAN
MAY 25	RED WINGS 6; @ SHARKS 2	17,190	VERNON/FLAHERTY	VYACHESLAV KOZLOV
MAY 27	RED WINGS 6; @ SHARKS 2	17,190	VERNON/FLAHERTY	DOUG BROWN

GOALS BY PERIOD	1ST	2ND	3RD	OT	TOTAL	SHOTS BY PERIOD	1ST	2ND	3RD	OT	TOTAL
RED WINGS	10	6	8	0	24	RED WINGS	55	61	31	0	147
SHARKS	0	2	4	0	6	SHARKS	25	16	20	0	61

INDIVIDUAL SCORING

SHARKS	GP	G	A	TP	+/-	PM	PP	SH	GW	GT	EN	S	PCTG
IGOR LARIONOV	4	0	3	3	-3	0	0	0	0	0	0	4	.0
MIKE RATHJE	4	2	0	2	-8	0	2	0	0	0	0	5	40.0
RAY WHITNEY	4	2	0	2	-5	2	0	0	0	0	0	2	100.0
ULF DAHLEN	4	1	1	2	-7	0	1	0	0	0	0	3	33.3
JAY MORE	4	0	2	2	-6	0	0	0	0	0	0	4	.0
SANDIS OZOLINSH	4	0	2	2	-6	2	0	0	0	0	0	3	.0
SERGEI MAKAROV	4	1	0	1	-2	0	0	0	0	0	0	3	33.3
JEFF FRIESEN	4	0	1	1	-6	0	0	0	0	0	0	5	.0
JIM KYTE	4	0	1	1	-4	2	0	0	0	0	0	1	.0
SHAWN CRONIN	2	0	0	0	0	0	0	0	0	0	0	0	.0
KEVIN MILLER	2	0	0	0	-1	2	0	0	0	0	0	5	.0
JAMIE BAKER	4	0	0	0	-5	2	0	0	0	0	0	8	.0
SHEAN DONOVAN	4	0	0	0	-2	6	0	0	0	0	0	5	.0
PAT FALLOON	4	0	0	0	-4	0	0	0	0	0	0	4	.0
CRAIG JANNEY	4	0	0	0	-4	0	0	0	0	0	0	0	.0
VLASTIMIL KROUPA	4	0	0	0	-2	4	0	0	0	0	0	1	.0
JEFF ODGERS	4	0	0	0	-1	19	0	0	0	0	0	2	.0
TOM PEDERSON	4	0	0	0	-4	2	0	0	0	0	0	1	.0
CHRIS TANCILL	4	0	0	0	-6	8	0	0	0	0	0	5	.0

POWER PLAY: 3-17 (17.6%) PENALTY KILLING: 9-15 (60.0%)

GOALTENDING SHARKS	GP	MIN	GA	AVG	EN	SO	W	L	SHOTS	SAVE%
WADE FLAHERTY	3	180	18	6.00	0	0	0	3	101	.822
ARTURS IRBE	1	60	6	6.00	0	0	0	1	46	.870



1994 SHARKS PLAYOFF SUMMARY

WESTERN CONFERENCE QUARTERFINALS DETROIT RED WINGS (#1) VS. SAN JOSE SHARKS (#8) SHARKS SUMMARY: WON-4 LOST-3

DATE	SCORE	ATT.	GOALTENDERS	GW GOAL
APRIL 18	@ RED WINGS 4; SHARKS 5	19,778	ESSENSA/IRBE	VLASTIMIL KROUPA
APRIL 20	@ RED WINGS 4; SHARKS 0	19,875	OSGOOD/IRBE	SHAWN BURR
APRIL 22	RED WINGS 3; @ SHARKS 2	17,190	OSGOOD/IRBE	SHAWN BURR
APRIL 23	RED WINGS 3; @ SHARKS 4	17,190	OSGOOD/IRBE	SERGEI MAKAROV
APRIL 26	RED WINGS 4; @ SHARKS 6	17,190	ESSENSA, OSGOOD/IRBE	J. GARPENLOV
APRIL 28	@ RED WINGS 7; SHARKS 1	19,875	OSGOOD/IRBE, WAITE	STEVE CHIASSON
APRIL 30	@ RED WINGS 2; SHARKS 3	19,875	OSGOOD/IRBE	JAMIE BAKER

GOALS BY PERIOD	1ST	2ND	3RD	OT	TOTAL	SHOTS BY PERIOD	1ST	2ND	3RD	OT	TOTAL
RED WINGS	11	8	8	0	27	RED WINGS	74	79	65	0	218
SHARKS	7	6	8	0	21	SHARKS	47	60	46	0	153

INDIVIDUAL SCORING

SHARKS	GP	G	A	TP	+/-	PM	PP	SH	GW	GT	EN	S	PCTG
IGOR LARIONOV	7	2	8	10	-5	4	0	0	0	0	0	10	20.0
SERGEI MAKAROV	7	6	0	6	-3	4	3	0	1	0	0	14	42.9
JOHAN GARPENLOV	7	2	3	5	-5	6	0	0	1	0	0	8	25.0
TODD ELIK	7	1	4	5	-1	8	0	0	0	0	0	15	6.7
SANDIS OZOLINSH	7	0	5	5	-4	0	0	0	0	0	0	12	.0
ULF DAHLEN	7	3	1	4	0	0	2	0	0	0	0	12	25.0
TOM PEDERSON	7	1	3	4	-1	2	0	1	0	0	0	18	5.6
JAMIE BAKER	7	2	1	3	-1	4	0	0	1	0	0	7	28.6
JEFF NORTON	7	0	3	3	-4	12	0	0	0	0	0	15	.0
BOB ERREY	7	1	1	2	0	2	0	0	0	0	0	5	20.0
VLASTIMIL KROUPA	7	1	1	2	-2	2	0	0	1	0	0	4	25.0
GAETAN DUCHESNE	7	0	2	2	1	8	0	0	0	0	0	5	.0
RAY WHITNEY	7	0	2	2	-4	2	0	0	0	0	0	11	.0
SHAWN CRONIN	7	1	0	1	-2	6	0	0	0	0	0	1	100.0
ROB GAUDREAU	7	1	0	1	0	0	1	0	0	0	0	6	16.7
PAT FALLOON	7	0	1	1	-3	4	0	0	0	0	0	4	.0
JAY MORE	7	0	1	1	-2	12	0	0	0	0	0	3	.0
JEFF ODGERS	4	0	0	0	-1	2	0	0	0	0	0	3	.0
ARTURS IRBE	7	0	0	0	0	4	0	0	0	0	0	0	.0

POWER PLAY: 6-36 (16.7%) PENALTY KILLING: 30-35 (85.7%)

GOALTENDING SHARKS	GP	MIN	GA	AVG	EN	SO	W	L	SHOTS	SAVE%
ARTURS IRBE	7	399	26	3.91	0	0	4	3	210	.876
JIM WAITE	1	20	1	3.00	0	0	0	0	8	.875

1994 SHARKS PLAYOFF SUMMARY

WESTERN CONFERENCE SEMIFINALS

TORONTO MAPLE LEAFS (#2) VS. SAN JOSE SHARKS (#8)

SHARKS SUMMARY: WON-3 LOST-4

DATE	SCORE	ATT.	GOALTENDERS	GW GOAL
MAY 2	@ MAPLE LEAFS 2; SHARKS 3	15,728	POTVIN/IRBE	JOHAN GARPENLOV
MAY 4	@ MAPLE LEAFS 5; SHARKS 1	15,728	POTVIN/IRBE	MIKE GARTNER
MAY 6	MAPLE LEAFS 2; @ SHARKS 5	17,190	POTVIN, RHODES/IRBE	ULF DAHLEN
MAY 8	MAPLE LEAFS 8; @ SHARKS 3	17,190	POTVIN/IRBE, WAITE	WENDEL CLARK
MAY 10	MAPLE LEAFS 2; @ SHARKS 5	17,190	POTVIN/IRBE	SERGEI MAKAROV
MAY 12	@ MAPLE LEAFS 3; SHARKS 2 OT	15,728	POTVIN/IRBE	MIKE GARTNER
MAY 14	@ MAPLE LEAFS 4; SHARKS 2	15,728	POTVIN/IRBE	MARK OSBORNE

GOALS BY PERIOD	1ST	2ND	3RD	OT	TOTAL	SHOTS BY PERIOD	1ST	2ND	3RD	OT	TOTAL
MAPLE LEAFS	9	9	7	1	26	MAPLE LEAFS	65	64	68	1	198
SHARKS	5	8	8	0	21	SHARKS	60	75	52	0	187

INDIVIDUAL SCORING

SHARKS	GP	G	A	TP	+/-	PM	PP	SH	GW	GT	EN	S	PCTG
IGOR LARIONOV	7	3	5	8	4	6	0	0	0	0	0	17	17.6
TODD ELIK	7	4	1	5	-4	4	1	0	0	0	0	30	13.3
JOHAN GARPENLOV	7	2	3	5	5	0	0	0	1	0	0	15	13.3
SANDIS OZOLINSH	7	0	5	5	7	8	0	0	0	0	0	11	.0
ULF DAHLEN	7	3	1	4	-3	0	1	0	1	0	0	24	12.5
SERGEI MAKAROV	7	2	2	4	5	0	0	0	1	0	0	12	16.7
BOB ERREY	7	2	1	3	-3	8	1	0	0	0	0	7	28.6
GAETAN DUCHESNE	7	1	2	3	-3	4	0	0	0	0	0	12	8.3
JEFF NORTON	7	1	2	3	8	8	0	0	0	0	0	9	11.1
TOM PEDERSON	7	0	3	3	-5	0	0	0	0	0	0	16	.0
JAMIE BAKER	7	1	1	2	0	26	0	0	0	0	0	6	16.7
PAT FALLOON	7	1	1	2	1	2	0	0	0	0	0	4	25.0
RAY WHITNEY	7	0	2	2	0	6	0	0	0	0	0	5	.0
ROB GAUDREAU	7	1	0	1	-1	0	0	1	0	0	0	8	12.5
JAY MORE	6	0	1	1	-2	20	0	0	0	0	0	2	.0
VLASTIMIL KROUPA	7	0	1	1	-6	19	0	0	0	0	0	2	.0
MIKE RATHJE	1	0	0	0	1	0	0	0	0	0	0	0	.0
SHAWN CRONIN	7	0	0	0	-2	14	0	0	0	0	0	4	.0
ARTURS IRBE	7	0	0	0	0	2	0	0	0	0	0	0	.0
JEFF ODGERS	7	0	0	0	-1	9	0	0	0	0	0	3	.0

POWER PLAY: 3-38 (7.9%) PENALTY KILLING: 18-26 (69.2%)

GOALTENDING SHARKS	GP	MIN	GA	AVG	EN	SO	W	L	SHOTS	SAVE%
ARTURS IRBE	7	407	24	3.54	0	0	3	4	189	.873
JIM WAITE	1	20	2	6.00	0	0	0	0	9	.778





NATIONAL HOCKEY LEAGUE

NEW YORK

1185 Avenue of the Americas
New York, NY 10036
O: 212-789-2000
F: 212-789-2020

TORONTO

50 Bay St., 11th Floor
Toronto, ON M5J 2X8
O: 416-359-7900
F: 416-981-2779

MONTREAL

1800 McGill College Ave., Suite 2600
Montreal, QC H3A 3J6
O: 514-841-9220
F: 514-841-1070

NHL DIRECTORY

Commissioner: Gary B. Bettman

Deputy Commissioner: William Daly

Senior Executive Vice President of Hockey

Operations: Colin Campbell



Gary B. Bettman



William Daly



Colin Campbell

NHL COMMUNICATIONS (@PR_NHL)

GARY MEAGHER, Executive Vice President, Communications
O: 416-359-7960, C: 416-729-4700, gmeagher@nhl.com

FRANK BROWN, Group Vice President, Communications
O: 212-789-2042, C: 347-853-4390, fbrown@nhl.com
* Commissioner's Office requests

JAMEY HORAN, Group Vice President, Event Communications & Player Development O: 212-789-2785, C: 646-652-9981, jhoran@nhl.com
* Deputy Commissioner requests and event/player development inquiries

JOHN DELLAPINA, Group Vice President, Communications
O: 212-789-2115, C: 917-363-7988, jdellapina@nhl.com
* Department of Player Safety requests and general hockey inquiries

BENNY ERCOLANI, Statistician & Information Officer
O: 416-359-7963, C: 416-729-5666, bercolani@nhl.com

GREG INGLIS, Senior Director, News Services
O: 212-789-2065, C: 347-853-2461, ginglis@nhl.com
* Editorial content/research

NIRVA MILOD, Director, Communications
O: 212-789-2123, C: 917-715-6187, nmilord@nhl.com
* Corporate communications and entertainment publicity

JENNIFER MOAD, Director, Communications
O: 416-359-7961, C: 416-527-2852, jmoad@nhl.com

* Hockey Operations and Officiating requests

CHRIS WOJCIK, Director, Event Communications & Player Development
O: 212-789-2097, C: 646-285-7711, cwojick@nhl.com
* Event inquiries

JULIE YOUNG, Director, Communications
O: 416-359-7964, C: 416-605-3550, jyoung@nhl.com

DAVID KEON, Senior Manager, Communications
O: 416-359-7962, C: 416-729-5665, dkeon@nhl.com
* International credentials

CHRIS ACKROYD, Manager, Communications
O: 437-777-9296, C: 416-702-4645, cackroyd@nhl.com
* In-game communications

TREVOR BJERGSO, Manager, Communications
O: 416-359-7965, C: 416-540-5306, tbjergso@nhl.com
* Social media inquiries and Central Scouting requests

BRENDON CROSSMAN, Manager, Communications
O: 416-359-7903, C: 416-702-4645, bcrossman@nhl.com
* In-game communications

JASMINE GHAFOR, Manager, Communications
O: 416-359-7968, C: 647-808-4876, jghafour@nhl.com
* Corporate communications

JOSH BERNSTEIN, Coordinator, Communications
O: 212-789-2609, jbp@nhl.com
* Editorial content/research and Morning Skate

NICOLE BUCKLEY, Coordinator, Event Communications & Player Development
O: 212-789-2066, nicbuckley@nhl.com
* Event credentials

JEFF DAY, Coordinator, Event Communications & Player Development
O: 212-789-2108, jday@nhl.com

GINA MORRA, Assistant, Event Communications & Player Development
O: 212-789-2690, gmorra@nhl.com



2016-17 NHL OFFICIALS

REFEREES

NAME	NUMBER
------	--------

Brenk, Jacob*	42
Charron, Francis	6
Chmielewski, Tom*	43
Dwyer, Gord	19
Furlatt, Eric	27
Hanson, Trevor	31
Hebert, Ghislain	22
Hebert, Jean	15
Jackson, Dave	8
Joannette, Marc	25
Kowal, Tom	32
Kozari, Steve	40
L'Ecuier, Frederick	17
Lambert, Pierre*	47
Lee, Chris	28
Leggo, Mike	3
Lewis, Dave*	46
Luxmore, Thomas John	21
MacDougall, Peter*	45
McCauley, Wes	4
McIsaac, Jon	2
Meier, Brad	34
Morton, Dean	36
Nicholson, Kendrick	30
O'Halloran, Dan	13
O'Rourke, Dan	9
Peel, Tim	20
Pochmara, Brian	16
Pollock, Kevin	33
Rank, Garrett	7
Rehman, Kyle	10
Romasko, Evgeny*	39
Rooney, Chris	5
Schlenker, Chris*	48
Skilliter, Graham	24
South, Furman*	44
St. Pierre, Justin	12
St-Laurent, Francois	38
Sutherland, Kelly	11
Voss, Cameron*	41
Walsh, Ian	29
Watson, Brad	23

*Minor league officials



LINESMEN

NAME	NUMBER	NAME	NUMBER
Alphonso, Shandon	52	Mach, Brian	78
Amell, Derek	75	MacPherson, Matt	83
Barton, Steve	59	Miller, Steve	89
Berg, Devin	87	Murchison, Kiel	79
Brisebois, David	96	Murphy, Brian	93
Cameron, Lonnie	74	Murray, Jonny	95
Cherrey, Scott	50	Nagy, Kory*	97
Cormier, Michel	76	Nansen, Derek	70
Daisy, Ryan*	81	Nowak, Tim	77
Devorski, Greg	54	Pancich, Bryan	94
Driscoll, Scott	68	Racicot, Pierre	65
Galloway, Ryan	82	Rody, Vaughan	73
Gawryletz, Brandon	64	Sericolo, Anthony	84
Gibbons, Ryan	58	Sharrers, Jay	57
Gibbs, Darren	66	Shewchyk, Mark	92
Grandt, John*	98	Wheler, Mark	56
Henderson, Don	91		
Heyer, Shane	55	*Minor league officials	
Knorr, Trent	63		
Kovachik, Brad	71		



NHL TROPHIES

HART MEMORIAL TROPHY: An annual award to “the player adjudged to be the most valuable to his team.” Winner selected in a poll by the Professional Hockey Writers’ Association in all NHL cities at the end of the regular season schedule. **2016 Winner: Patrick Kane, Chicago Blackhawks**

ART ROSS TROPHY: An annual award to “the player who leads the League in scoring points at the end of the regular season.” **2016 Winner: Patrick Kane, Chicago Blackhawks**

MAURICE “ROCKET” RICHARD TROPHY: The Maurice “Rocket” Richard Trophy, a gift to the National Hockey League from the Montreal Canadiens, is presented to the player finishing the regular season as the League’s goal-scoring leader. During his 18-year career with the Canadiens from 1942-43 through 1959-60, Richard was the first player in NHL history to score 50 goals in a season and 500 for his career. He was the League’s top goal-scorer five times, played on eight Stanley Cup Champions and was inducted into the Hockey Hall of Fame in 1961. **2016 Winner: Alex Ovechkin, Washington Capitals**

CALDER MEMORIAL TROPHY: An annual award to “the player selected as the most proficient in his first year of competition in the National Hockey League.” Winner selected in a poll by the Professional Hockey Writers’ Association at the end of the regular season schedule. To be eligible for this award, a player cannot have competed in more than 25 games in any single preceding season nor in six or more games in each of any two preceding seasons in any major professional league. Beginning in 1990-91, to be eligible for this award, a player must not have attained his 26th birthday by September 15 of the season in which he is eligible. **2016 Winner: Artemi Panarin, Chicago Blackhawks**

JAMES NORRIS MEMORIAL TROPHY: An annual award to “the defense player who demonstrates throughout the season the greatest all-round ability in the position.” Winner selected by a poll of the Professional Hockey Writers’ Association at the end of the regular schedule. **2016 Winner: Drew Doughty, Los Angeles Kings**

VEZINA TROPHY: An annual award to “the goalkeeper adjudged to be the best at his position” as voted by the general managers of each NHL club. Until the 1981-82 season, the goalkeeper(s) of the team allowing the fewest number of goals during the regular season were awarded the Vezina Trophy. **2016 Winner: Braden Holtby, Washington Capitals**

LADY BYNG MEMORIAL TROPHY: An annual award to “the player adjudged to have exhibited the best type of sportsmanship and gentlemanly conduct combined with a high standard of playing ability.” Winner selected in poll by the Professional Hockey Writers’ Association at the end of the regular schedule. **2016 Winner: Anze Kopitar, Los Angeles Kings**

FRANK J. SELKE TROPHY: An annual award to “the forward who best excels in the defensive aspects of the game.” Winner selected in a poll by the Professional Hockey Writers’ Association at the end of the regular schedule. **2016 Winner: Anze Kopitar, Los Angeles Kings**

CONN SMYTHE TROPHY: An annual award to “the most valuable player for his team in the playoffs.” Winner selected by the Professional Hockey Writers’ Association at the conclusion of the final game in the Stanley Cup Finals. **2016 Winner: Sidney Crosby, Pittsburgh Penguins**

WILLIAM M. JENNINGS TROPHY: Since the 1981-82 season, an annual award to “the goalkeeper(s) having played a minimum of 25 games for the team with the fewest goals scored against it.” **2016 Winner: Frederik Andersen & John Gibson, Anaheim Ducks**



JACK ADAMS AWARD: An annual award presented by the National Hockey League Broadcasters' Association to "the NHL coach adjudged to have contributed the most to his team's success." Poll taken at the conclusion of the regular season. **2016 Winner: Barry Trotz, Washington Capitals**

BILL MASTERTON MEMORIAL TROPHY: An annual award under the trusteeship of the Professional Hockey Writers' Association to "the NHL player who best exemplifies the qualities of perseverance, sportsmanship and dedication to hockey." The winner is chosen by a poll among the PWhA at the conclusion of the regular season. **2016 Winner: Jaromir Jagr, Florida Panthers**

LESTER PATRICK TROPHY: An annual award "for outstanding service to hockey in the United States." Eligible recipients are players, officials, coaches, executives and referees. Winner selected by an award committee consisting of the Commissioner of the NHL, an NHL Governor, a representative of the N.Y. Rangers, a member of the Hockey Hall of Fame Builder's section, a member of the Hockey Hall of Fame Player's section, a member of the U.S. Hockey Hall of Fame, a member of the NHL Broadcasters' Association and a member of the Professional Hockey Writers' Association. Each except the League Commissioner is rotated annually. **2016 Winner: TBA**

KING CLANCY MEMORIAL AWARD: An annual award to "the player who best exemplifies leadership qualities on-and-off the ice and has made a noteworthy humanitarian contribution in his community." **2016 Winner: Henrik Sedin, Vancouver Canucks**

TED LINDSAY AWARD: Known as the Lester B. Pearson Award until 2010, this annual award is presented to the NHL's outstanding player as selected by the members of the National Hockey League Players' Association. **2016 Winner: Patrick Kane, Chicago Blackhawks**

PRESIDENTS' TROPHY: An annual award presented to the club finishing the regular season with the best overall record. **2016 Winner: Washington Capitals**

MESSIER LEADERSHIP AWARD: The Mark Messier NHL Leadership Award has been awarded since 2006-07 and is awarded "to the player who exemplifies great leadership qualities to his team, on and off the ice during the regular season." Suggestions for nominees are solicited from fans, clubs and NHL personnel, but the selection of the three finalists and the ultimate winner is made by Messier, one of the finest leaders in NHL history; the six-time Stanley Cup champion is one of three players to have captained three teams (Edmonton, N.Y. Rangers, Vancouver). **2016 Winner: Shea Weber, Nashville Predators**

GENERAL MANAGER OF THE YEAR: An annual award presented to recognize the work of the league's general managers, voting for this award is conducted among the 30 club general managers and a panel of NHL executives, print and broadcast media at the conclusion of the regular season. **2016 Winner: Jim Rutherford, Pittsburgh Penguins**

NHL FOUNDATION AWARD: The NHL Foundation Player Award is awarded annually to the National Hockey League (NHL) player "who applies the core values of (ice) hockey—commitment, perseverance and teamwork—to enrich the lives of people in his community." **2016 Winner: Mark Giordano, Calgary Flames**



2016-17 SAN JOSE SHARKS MEDIA GUIDE



ANAHEIM DUCKS

HONDA CENTER

2695 E. Katella Ave.
Anaheim, Calif. 92806
Phone: 714-940-2900
Fax: 714-940-2953

PRACTICE FACILITY

The Rinks - Anaheim ICE
300 West Lincoln Ave.
Anaheim, Calif. 92805
Phone: 714-535-7465

AHL AFFILIATE

San Diego Gulls



John Gibson

G.M.: Bob Murray
Coach: Randy Carlyle
P.R.: Alex Gilchrist, Steve Hoern, Keren Lynch
Press Box: 714-704-2623

FAST FACTS

LAST SHARKS WIN: Oct. 10, 2015 (Anaheim 0 @ Sharks 2)
LAST ANAHEIM WIN: Feb. 2, 2016 (Sharks 2 @ Anaheim 3)
LAST SHARKS SHUTOUT: Oct. 10, 2015 (Anaheim 0 @ Sharks 2) (Martin Jones)
LAST ANAHEIM SHUTOUT: Dec. 14, 2015 (Sharks 0 @ Anaheim 1) (John Gibson)
LAST SHARKS WIN AT HOME: Oct. 10, 2016 (Anaheim 0 @ Sharks 2)
LAST ANAHEIM WIN AT HOME: Feb. 2, 2016 (Sharks 2 @ Anaheim 3)
LAST SHARKS WIN AT ANAHEIM: Dec. 31, 2014 (Sharks 3 @ Anaheim 0)
LAST ANAHEIM WIN AT SHARKS: Nov. 8, 2015 (Anaheim 1 @ Sharks 0)
LAST SHARKS OVERTIME WIN AT HOME: Nov. 30, 2000 (Anaheim 2 @ Sharks 3 OT)
LAST ANAHEIM OVERTIME WIN AT HOME: Dec. 22, 2014 (Sharks 2 @ Anaheim 3 OT)
LAST SHARKS OVERTIME WIN AT ANAHEIM: Nov. 4, 2005 (Sharks 1 @ Anaheim 0 OT)
LAST ANAHEIM OVERTIME WIN AT SHARKS: Nov. 9, 2010 (Anaheim 3 @ Sharks 2 OT)
LAST SHARKS SHOOTOUT WIN: Nov. 30, 2013 (Anaheim 3 @ Sharks 4 OT)
LAST SHARKS SHOOTOUT LOSS: Nov. 17, 2007 (Anaheim 3 @ Sharks 2 OT)
MOST GOALS BY SHARKS: 7, 2 times, MR, Mar. 29, 2001 (Anaheim 4 @ Sharks 7)
MOST GOALS BY ANAHEIM: 7, MR, Feb. 6, 2007 (Anaheim 7 @ Sharks 4)
MOST GOALS BY BOTH TEAMS: 11, 2 times, MR, Feb. 6, 2007 (Anaheim 7 @ Sharks 4)
LAST SHARKS HAT TRICK: Jonathan Cheechoo, Apr. 15, 2006 (Anaheim 3 @ Sharks 6)
LAST ANAHEIM HAT TRICK: Corey Perry, April 6, 2011 (Sharks 2 @ Anaheim 6)
LAST SHARKS PENALTY SHOT: Torrey Mitchell (Unsuccessful: Jean-Sebastien Giguere), Dec. 17, 2009 (Sharks 4 @ Anaheim 1)
LAST ANAHEIM PENALTY SHOT: Todd Bertuzzi (Unsuccessful: Evgeni Nabokov), Dec. 22, 2007 (Anaheim 5 @ Sharks 2)

ALL-TIME SAN JOSE VS. ANAHEIM

VS ANAHEIM	W	L	T	OL
SJ ALL-TIME Record	65	50	4	8
SJ HOME	33	25	2	3
SJ ROAD	32	25	2	5

2015-16 RESULTS

DATE	SITE	W	L	OT	SJ	OPP
10/10/2015	H	1	0	0	2	0
11/7/2015	H	0	1	0	0	1
12/4/2015	A	0	1	0	0	1
2/2/2016	A	0	1	0	2	3

2015-16 DUCKS LEADERS

GOALS	Corey Perry, 34
ASSISTS	Ryan Getzlaf, 50
POINTS	Ryan Getzlaf, 63
SHOTS	Ryan Kesler & Corey Perry, 215
GAA	John Gibson, 2.07
WINS	Frederik Andersen, 22
SHUTOUTS	John Gibson, 4
SAVE %	John Gibson, 92.0
RECORD	46-25-11, 103 pts. 1st/Pacific Division 4th/Western Conference

2016 PLAYOFFS

WESTERN FIRST ROUND: Lost to Nashville, 4-3

NOTES

- On April 15, 2006, Jonathan Cheechoo recorded his fifth hat trick of the 2005-06 season, his third against Anaheim, as the Sharks defeated the Ducks, 6-3.
- On March 28, 2008, the San Jose Sharks defeated the Ducks, 3-1, to capture the 2007-08 Pacific Division Championship. Joe Pavelski helped set up all three Sharks goals.
- On Dec. 26, 2009, Patrick Marleau scored his 300th and 301st NHL goals in a 5-2 win.
- On Nov. 30, 2013, San Jose defeated Anaheim 4-3 in the shootout to cap off a 5-0-0 homestand, their first perfect five-game homestand in franchise history. Joe Thornton extended his point-scoring streak to five games (2-5=7) and Patrick Marleau scored his 15th career shorthanded goal, becoming the Sharks franchise leader in shorthanded goals.
- On Jan. 29, 2015, Joe Thornton surpassed Phil Housley to claim sole possession of 37th place on the NHL's All-Time Points List with two assists while the Sharks received six goals from six different players en route to a 6-3 victory against the Anaheim Ducks.
- On Oct. 10, 2015, Patrick Marleau scored two goals and moved into 55th place on the all-time NHL goal list while Martin Jones recorded his first shutout as a Shark in a 2-0 win over Anaheim in the home opener.



ARIZONA COYOTES

GILA RIVER ARENA

9400 W. Maryland Ave.
Glendale, AZ 85305
Phone: 623-772-3200
Fax: 623-872-2000

PRACTICE FACILITY

Ice Den
9375 E. Bell Road
Scottsdale, AZ 85260
Phone: 480-585-7465

AHL AFFILIATE

Tucson Roadrunners



Max Domi

G.M.: Jon Chayka
Coach: Dave Tippett
P.R.: Rich Nairn, Greg Dillard,
Jeffrey Sanders
Press Box: 623-772-3598

FAST FACTS

LAST SHARKS WIN: Apr. 9, 2016 (Arizona 0 @ Sharks 1)
LAST ARIZONA WIN: Mar. 17, 2016 (Sharks 1 @ Arizona 3)
LAST SHARKS SHUTOUT: Apr. 9, 2016 (Arizona @ Sharks 1)
(Martin Jones)
LAST ARIZONA SHUTOUT: Feb. 9, 2013 (Arizona 1 @ Sharks 0 SO) (Mike Smith)
LAST SHARKS WIN AT HOME: Apr. 9, 2016 (Arizona 0 @ Sharks 1)
LAST ARIZONA WIN AT HOME: Apr. 4, 2015 (Sharks 3 @ Arizona 5)
LAST SHARKS WIN AT ARIZONA: Mar. 17, 2016 (Sharks 1 @ Arizona 3)
LAST ARIZONA WIN AT SHARKS: Nov. 22, 2014 (Arizona 4 @ Sharks 3 SO)
LAST SHARKS OVERTIME WIN AT HOME: Mar. 28, 1995 (Winnipeg 5 @ Sharks 6 OT)
LAST ARIZONA OVERTIME WIN AT HOME: Mar. 25, 2008 (Sharks 4 @ Arizona 5 OT)
LAST SHARKS OVERTIME WIN AT ARIZONA: Feb. 12, 2006 (Sharks 5 @ Arizona 4 OT)
LAST ARIZONA OVERTIME WIN AT SHARKS: Nov. 22, 2014 (Arizona 4 @ Sharks 3 SO)
LAST SHARKS SHOOTOUT WIN: Dec. 27, 2013 (Sharks 4 @ Arizona 3 SO)
LAST SHARKS SHOOTOUT LOSS: Nov. 22, 2014 (Arizona 4 @ Sharks 3 SO)
MOST GOALS BY SHARKS: 9, Mar. 29, 1994 (Winnipeg 4 @ Sharks 9)
MOST GOALS BY ARIZONA: 9, April 1, 1993 (Winnipeg 9 @ Sharks 5)
MOST GOALS BY BOTH TEAMS: 14, April 1, 1993 (Winnipeg 9 @ Sharks 5)
LAST SHARKS HAT TRICK: Joe Pavelski, Feb. 13, 2015 (Sharks 4 @ Arizona 2)
LAST ARIZONA HAT TRICK: Jeremy Roenick, Dec. 30, 2006 (Sharks 0 @ Arizona 8)
LAST SHARKS PENALTY SHOT: Joe Pavelski (Unsuccessful: Mikael Tellqvist), Nov. 12, 2007 (Phoenix 0 @ Sharks 5)
LAST ARIZONA PENALTY SHOT: None

ALL-TIME SAN JOSE VS. ARIZONA:

VS ARIZONA	W	L	T	OL
SJ ALL-TIME Record	69	48	7	10
SJ HOME	37	17	4	8
SJ ROAD	32	31	3	2

2015-16 RESULTS

DATE	SITE	W	L	OT	SJ	OPP
1/21/2016	A	1	0	0	3	1
2/13/2016	H	1	0	0	4	1
3/17/2016	A	0	1	0	1	3
3/20/2016	H	1	0	0	3	0
4/9/2016	H	1	0	0	1	0

2015-16 COYOTES LEADERS

GOALS	Shane Doan, 28
ASSISTS	Oliver Ekman-Larsson & Shane Doan, 34
POINTS	Oliver Ekman-Larsson, 55
SHOTS	Oliver Ekman-Larsson, 228
GAA	Mike Smith, 2.63
WINS	Louis Domingue & Mike Smith, 14
SHUTOUTS	Mike Smith, 3
SAVE %	Mike Smith, 0.916
RECORD	35-39-8, 78 pts. 4th/Pacific Division 10th/Western Conference

2016 PLAYOFFS

Did not qualify

NOTES

- On April 10, 2006, Jonathan Cheechoo became the first Shark to post 50 goals in a season.
- On Nov. 10, 2007, Jeremy Roenick scored his 500th goal, making him the 40th player all-time and just the third American-born player to reach that plateau.
- On Jan. 17, 2011, Patrick Marleau played in his 1,000th NHL game and scored a goal in a 4-2 Sharks win.
- On April 8, 2011, Joe Thornton recorded his 1,000th NHL point at 9:27 of the third period in a 4-3 loss.
- On Oct. 8, 2011, the Sharks six goals tied a franchise record for most goals scored in a home opener, set in 2009-10 in a 6-3 victory over the Columbus Blue Jackets. Dan Rusanowsky called his 1,500th game as the Sharks radio play-by-play man.
- On April 12, 2014, Joe Pavelski scored twice, including his 40th goal of the season as the Sharks won their regular season finale 3-2.
- On Feb. 13, 2015, Joe Pavelski scored three goals and Joe Thornton tallied three assists to rally the Sharks from a 2-0 deficit and defeat the Arizona Coyotes 4-2.
- On Mar. 20, 2016, Brent Burns set a new franchise record for points by a defenseman in a single season (65 points) in a 3-0 shutout win over Arizona.



2016-17 SAN JOSE SHARKS MEDIA GUIDE



BOSTON BRUINS

TD GARDEN

100 Legends Way
Boston, Mass. 02114
Phone: 617-624-2327
Fax: 617-523-7184

PRACTICE FACILITY

Warrior Ice Arena
80 Guest Street
Brighton, Mass. 02135
Phone: 617-927-7467
Wilmington, Mass. 01887

AHL AFFILIATE

Providence Bruins



David Krejci

President: Cam Neely

G.M.: Don Sweeney

Coach: Claude Julien

P.R.: Matt Chmura, Eric Tosi, Heidi Holland

Press Box: 617-624-2900

FAST FACTS

LAST SHARKS WIN: Mar. 5, 2016 (Boston 2 @ Sharks 3)

LAST BOSTON WIN: Oct. 21, 2014 (Sharks 3 @ Boston 5)

LAST SHARKS SHUTOUT: Feb. 5, 2011 (Sharks 2 @ Boston 0) (Antti Niemi)

LAST BOSTON SHUTOUT: Jan. 11, 2014 (Boston 1 @ Sharks 0) (Tuukka Rask)

LAST SHARKS WIN AT HOME: Mar. 5, 2016 (Boston 2 @ Sharks 3)

LAST BOSTON WIN AT HOME: Oct. 21, 2014 (Sharks 3 @ Boston 5)

LAST SHARKS WIN AT BOSTON: Nov. 17, 2015 (Sharks 5 @ Boston 4)

LAST SHARKS WIN AT SHARKS: Jan. 11, 2014 (Boston 1 @ Sharks 0)

LAST SHARKS OVERTIME WIN AT HOME: None

LAST BOSTON OVERTIME WIN AT HOME: None

LAST SHARKS OVERTIME WIN AT ANAHEIM: None

LAST BOSTON OVERTIME WIN AT SHARKS: None

LAST SHARKS SHOOTOUT WIN: None

LAST SHARKS SHOOTOUT LOSS: Jan. 14, 2010 (Boston 2 @ Sharks 1 SO)

MOST GOALS BY SHARKS: 7, Dec. 4, 2014 (Boston 4 @ Sharks 7)

MOST GOALS BY BOSTON: 8, Oct. 15, 1992 (Boston 8 @ Sharks 2)

MOST GOALS BY BOTH TEAMS: 13, Mar. 23, 1992 (Sharks 6 @ Boston 7)

LAST SHARKS HAT TRICK: None

LAST BOSTON HAT TRICK: None

LAST SHARKS PENALTY SHOT: Patrick Marleau (Unsuccessful: Steve Shields), Mar. 21, 2003 (Boston 2 @ Sharks 3)

LAST BOSTON PENALTY SHOT: Rick Tocchet (Unsuccessful: Geoff Sarjeant), Mar. 18, 1996 (Sharks 3 @ Boston 3)

ALL-TIME SAN JOSE VS. BOSTON:

VS BOSTON	W	L	T	OL
SJ ALL-TIME Record	12	16	5	1
SJ HOME	7	7	2	1
SJ ROAD	5	9	3	0

2015-16 RESULTS

DATE	SITE	W	L	OT	SJ	OPP
11/17/2015	A	1	0	0	5	4
3/15/2016	H	1	0	0	3	2

2015-16 BRUINS LEADERS

GOALS	Brad Marchand, 37
ASSISTS	David Krejci, 46
POINTS	Patrice Bergeron, 68
SHOTS	Patrice Bergeron, 282
GAA	Tuukka Rask, 2.56
WINS	Tuukka Rask, 31
SHUTOUTS	Tuukka Rask, 4
SAVE %	Tuukka Rask, 0.915
RECORD	42-31-9, 93 pts. 4th/Atlantic Division 9th/Eastern Conference

2016 PLAYOFFS

Did not qualify

NOTES

- The Sharks are 6-4-1 against the Bruins since Joe Thornton was traded to the Sharks, in nine games against his former team, Joe Thornton has 5 points (3-4-7), 19 PIM, and a plus-four rating.
- On Nov. 6, 2003, Vesa Toskala set career marks in shots faced (52) and saves (47) in a 5-5 tie.
- On Jan. 10, 2006, the Sharks defeated the Bruins in Boston for the first time in franchise history. It was Joe Thornton's first game against his former team following the Nov. 30, 2005 trade to San Jose. Thornton was ejected at 5:13 of the first period for cross-checking Hal Gill.
- On Feb. 10, 2009, Joe Thornton scored his first goal against Boston in his second game since being traded from the Bruins in 2005.
- On Jan. 11, 2014, 2014, Finnish Olympic teammates Antti Niemi and Tuukka Rask turned in goaltending gems in a 1-0 Boston victory. The Sharks were held without a goal for only the second time this season. Niemi made 21 saves, and Tommy Wingels had 10 hits during the game.
- On Dec. 4, 2014, the Sharks got two goals apiece from three different players, scoring seven goals in total, to win 7-4 and set a new franchise record for goals against the Boston Bruins.
- On Mar. 15, 2016, Joonas Donskoi scored the game-winning goal on the power play and Brent Burns tied Sandis Ozolinsh for most goals (26) and points (64) in a season by a Sharks defenseman in a 3-2 victory.



BUFFALO SABRES

FIRST NIAGARA CENTER

One Seymour H. Knox III
Plaza

Buffalo, N.Y. 14203

Phone: 716-855-4100

Fax: 716-855-4162

PRACTICE FACILITY

HARBORCENTER

100 Washington Street

Buffalo, N.Y. 14203

AHL AFFILIATE

Rochester Americans



Jack Eichel

G.M.: Tim Murray

Coach: Dan Bylsma

P.R.: Chris Bandura, Ian Ott,

Chris Dierken

Press Box: 716-855-4536

FAST FACTS

LAST SHARKS WIN: Nov. 14, 2015 (Sharks 2 @ Buffalo 1 OT)

LAST BUFFALO WIN: Feb. 26, 2016 (Buffalo 3 @ Sharks 1)

LAST SHARKS SHUTOUT: Dec. 2, 2005 (Sharks 5 @ Buffalo 0) (Evgeni Nabokov and Nolan Schaefer)

LAST BUFFALO SHUTOUT: Mar. 1, 2012 (Buffalo 1 @ Sharks 0) (Ryan Miller)

LAST SHARKS WIN AT HOME: Jan. 23, 2010 (Buffalo 2 @ Sharks 5)

LAST BUFFALO WIN AT HOME: Nov. 18, 2014 (Sharks 1 @ Buffalo 4)

LAST SHARKS WIN AT BUFFALO: Nov. 14, 2015 (Sharks 2 @ Buffalo 1 OT)

LAST BUFFALO WIN AT SHARKS: Feb. 22, 2016 (Buffalo 3 @ Sharks 1)

LAST SHARKS OVERTIME WIN AT HOME: Mar. 15, 2000 (Buffalo 5 @ Sharks 6 OT)

LAST BUFFALO OVERTIME WIN AT HOME: None

LAST SHARKS OVERTIME WIN AT BUFFALO: Nov. 14, 2015 (Sharks 2 @ Buffalo 1 OT)

LAST BUFFALO OVERTIME WIN AT SHARKS: None

LAST SHARKS SHOOTOUT WIN: None

LAST SHARKS SHOOTOUT LOSS: Nov. 5, 2013 (Buffalo 5 @ Sharks 4 SO)

MOST GOALS BY SHARKS: 7, Nov. 5, 1992 (Buffalo 5 @ Sharks 7)

MOST GOALS BY BUFFALO: 7, 4 times, MR, Dec. 8, 2007 (Buffalo 7 @ Sharks 1)

MOST GOALS BY BOTH TEAMS: 13, Feb. 14, 1992 (Sharks 6 @ Buffalo 7)

LAST SHARKS HAT TRICK: None

LAST BUFFALO HAT TRICK: Donald Audette, Nov. 8, 1995 (Sharks 2 @ Buffalo 7)

LAST SHARKS PENALTY SHOT: None

LAST BUFFALO PENALTY SHOT: None

ALL-TIME SAN JOSE VS. BUFFALO

VS BUFFALO	W	L	T	OL
SJ ALL-TIME Record	8	21	4	2
SJ HOME	6	6	4	1
SJ ROAD	2	15	0	1

2015-16 RESULTS

DATE	SITE	W	L	OT	SJ	OPP
11/14/2015	A	1	0	0	2	1
2/26/2016	H	0	1	0	1	3

2015-16 SABRES LEADERS

GOALS	Tyler Ennis, 20
ASSISTS	Matt Moulson, 28
POINTS	Tyler Ennis, 46
SHOTS	Tyler Ennis, 185
GAA	Anders Lindback, 2.76
WINS	Jhonas Enroth, 13
SHUTOUTS	Jhonas Enroth, 1
SAVE %	Anders Lindback, 0.924
RECORD	23-51-8, 54 pts. 8th/Atlantic Division 16th/Eastern Conference

2016 PLAYOFFS

Did not qualify

NOTES

- Prior to the 2007-08 season, the Sharks had only lost once on home ice to Buffalo. That one and only loss came on Nov. 12, 1991 at the Cow Palace, until the 2007-08 season where the visiting Sabres beat the Sharks 7-1 for their second win on the road in the series.
- On Nov. 5, 1992, Larry DePalma and Dave Snuggerud each scored goals seven seconds apart, setting a franchise record for the fastest two goals in a 7-5 win.
- On Dec. 2, 2005, Joe Thornton made his debut for San Jose, tallying two assists. Evgeni Nabokov and Nolan Schaefer shared a shutout, the first shutout ever between the two teams. The Sharks pulled out a 5-0 victory, their first ever win in Buffalo.
- On November 5, 2013, San Jose broke a franchise record for most 50+ shot games in a single season (four) but fell 5-4 to Buffalo in the shootout.
- On Nov. 14, 2015, Joe Pavelski recorded his 500th point, Patrick Marleau scored the game-winning goal in overtime and the Sharks earned a 2-1 victory, their first win Buffalo since 2005.



2016-17 SAN JOSE SHARKS MEDIA GUIDE



CALGARY FLAMES

SCOTIABANK SADDLEDOME

P.O. Box 1540, Station M
Calgary, Alberta T2P 3B9
Phone: 403-777-4646
Fax: 403-777-2171

AHL AFFILIATE

Stockton Heat

G.M.: Brad Treliving
Coach: Bob Hartley
P.R.: Peter Hanlon, Sean Kelso, Greger Buer
Press Box: 403-264-0636



Mark Giordano

FAST FACTS

LAST SHARKS WIN: Mar. 7, 2016 (Sharks 2 @ Calgary 1 OT)
LAST CALGARY WIN: Feb. 11, 2016 (Calgary 6 @ Sharks 5 SO)
LAST SHARKS SHUTOUT: Jan. 24, 2012 (Sharks 1 @ Calgary 0) (Antti Niemi)
LAST CALGARY SHUTOUT: Nov. 26, 2014 (Calgary 2 @ Sharks 0) (Karri Ramo)
LAST SHARKS WIN AT HOME: Nov. 29, 2015 (Calgary 2 @ Sharks 5)
LAST CALGARY WIN AT HOME: Dec. 8, 2015 (Sharks 2 @ Calgary 4)
LAST SHARKS WIN AT CALGARY: Mar. 7, 2016 (Sharks 2 @ Calgary 1 OT)
LAST CALGARY WIN AT SHARKS: Feb. 1, 2016 (Calgary 6 @ Sharks 5 SO)
LAST SHARKS OVERTIME WIN AT HOME: Oct. 29, 2005 (Calgary 2 @ Sharks 3 SO)
LAST CALGARY OVERTIME WIN AT HOME: Mar. 13, 2012 (Sharks 2 @ Calgary 3 OT)
LAST SHARKS OVERTIME WIN AT CALGARY: Mar. 7, 2016 (Sharks 2 @ Calgary 1 OT)
LAST CALGARY OVERTIME WIN AT SHARKS: Jan. 17, 2015 (Calgary 4 @ Sharks 3 OT)
LAST SHARKS SHOOTOUT WIN: Jan. 17, 2012 (Calgary 1 @ Sharks 2 SO)
LAST SHARKS SHOOTOUT LOSS: Feb. 11, 2016 (Calgary 6 @ Sharks 5 SO)
MOST GOALS BY SHARKS: 9, Jan. 18, 2010 (Calgary 1 @ Sharks 9)
MOST GOALS BY CALGARY: 13, Feb. 10, 1993 (Sharks 1 @ Calgary 13)
MOST GOALS BY BOTH TEAMS: 14, Feb. 10, 1993 (Sharks 1 @ Calgary 13)
LAST SHARKS HAT TRICK: Alexei Yegorov, Feb. 20, 1996 (Sharks 3 @ Calgary 5)
LAST CALGARY HAT TRICK: Olli Jokinen, Feb. 8, 2012 (Calgary 4 @ Sharks 3)
LAST SHARKS PENALTY SHOT: Brent Burns (Unsuccessful: Karri Ramo), Oct. 19, 2013 (Calgary 3 @ Sharks 6)
LAST CALGARY PENALTY SHOT: Tony Amonte (Unsuccessful: Nolan Schaefer), Oct. 29, 2005 (Calgary 2 @ Sharks 3 SO)

ALL-TIME SAN JOSE VS. CALGARY:

VS CALGARY	W	L	T	OL
SJ ALL-TIME Record	46	51	8	7
SJ HOME	25	23	4	4
SJ ROAD	21	28	4	3

2015-16 RESULTS

DATE	SITE	W	L	OT	SJ	OPP
11/28/2015	H	1	0	0	5	2
12/8/2015	A	0	1	0	2	4
1/11/2016	A	1	0	0	5	4
2/11/2016	H	0	0	1	5	6
3/7/2016	A	1	0	0	2	1

2015-16 FLAMES LEADERS

GOALS	Johnny Gaudreau, 30
ASSISTS	Johnny Gaudreau, 48
POINTS	Johnny Gaudreau, 78
SHOTS	Johnny Gaudreau, 217
GAA	Karri Ramo, 2.63
WINS	Karri Ramo, 17
SHUTOUTS	Karri Ramo, Jonas Hiller and Joni Ortio, 1
SAVE %	Karri Ramo, 0.909
RECORD	35-40-7, 77 pts. 5th/Pacific Division 12th/Western Conference

2016 PLAYOFFS

Did not qualify

NOTES

- On Oct. 8, 1991, San Jose won their first-ever game in franchise history against the Flames, 4-3.
- On Nov. 30, 1991, San Jose posted their first-ever franchise road victory.
- On Feb. 24, 2007, Patrick Marleau skated in his 700th NHL game (becoming the eighth youngest skater in NHL history to do so).
- On April 5, 2007, Joe Thornton had two assists in a 4-3 win to give him 90, making him only the third player in NHL history to have back-to-back 90-assist seasons (Wayne Gretzky, 12 in a row from 1980-81 through 1991-92, and Mario Lemieux, 1988-89 and 1997-98).
- On Mar. 24, 2014, the Sharks earned a valuable point as they qualified for the Stanley Cup Playoffs for the 10th consecutive season.
- On Nov. 12, 2013, San Jose held the Flames to 13 total shots in the game, which tied a franchise record for fewest shots against on the road in franchise history.
- On Jan. 20, 2014, Joe Thornton passed Bobby Hull for 48th place on the NHL's all-time points list (1,171) with a helper while three Sharks defensemen tallied assists in the game.
- On Dec. 6, 2014, Patrick Marleau tied Glenn Anderson for 24th all-time on the NHL's game-winning goals list with his 82nd game-winner to beat the Flames 3-2.
- On Mar. 7, 2016, Martin Jones made a career-high 47 saves and the Sharks stole a 2-1 overtime victory over the Flames on a Joe Pavelski game-winner 19 seconds into the extra session.



CAROLINA HURRICANES

PNC ARENA

1400 Edwards Mill Road
Raleigh, N.C. 27607
Phone: 919-467-7825
Fax: 919-462-0123

PRACTICE FACILITY

Raleigh Center Ice
912 Hodges St.
Raleigh, N.C. 27608
Phone: 919-754-0441

AHL AFFILIATE

Charlotte Checkers



Jordan Staal

G.M.: Ron Francis
Coach: Bill Peters
P.R.: Mike Sundheim, Kyle Hanlin
Press Box: 919-861-2300
Exts.: 6531, 6562, 6563, 6564

FAST FACTS

LAST SHARKS WIN: Oct. 24, 2015 (Carolina 2 @ Sharks 5)
LAST CAROLINA WIN: Feb. 19, 2016 (Sharks 2 @ Carolina 5)
LAST SHARKS SHUTOUT: Nov. 16, 2014 (Sharks 2 @ Carolina 0) (Troy Grosenick)
LAST CAROLINA SHUTOUT: Oct. 28, 2003 (Sharks 0 @ Carolina 3) (Kevin Weekes)
LAST SHARKS WIN AT HOME: Oct. 24, 2015 (Carolina 2 @ Sharks 5)
LAST CAROLINA WIN AT HOME: Feb. 19, 2016 (Sharks 2 @ Carolina 5)
LAST SHARKS WIN AT CAROLINA: Nov. 16, 2014 (Sharks 2 @ Carolina 0)
LAST CAROLINA WIN AT SHARKS: Feb. 7, 2015 (Carolina 5 @ Sharks 4)
LAST SHARKS OVERTIME WIN AT HOME: None
LAST CAROLINA OVERTIME WIN AT HOME: None
LAST SHARKS OVERTIME WIN AT CAROLINA: None
LAST CAROLINA OVERTIME WIN AT SHARKS: Mar. 4, 2013 (Carolina 3 @ Sharks 2 OT)
LAST SHARKS SHOOTOUT WIN: None
LAST SHARKS SHOOTOUT LOSS: Feb. 5, 2009 (Carolina 4 @ Sharks 3)
MOST GOALS BY SHARKS: 8, 2 times, MR, Jan. 30, 1996 (Hartford 2 @ Sharks 8)
MOST GOALS BY CAROLINA: 7, 2 times, MR, Nov. 7, 1995 (Hartford 7 @ Sharks 3)
MOST GOALS BY BOTH TEAMS: 12, Dec. 3, 1992 (Hartford 7 @ Sharks 5)
LAST SHARKS HAT TRICK: Joel Ward, Oct. 24, 2015 (Hartford 2 @ Sharks 8)
LAST CAROLINA HAT TRICK: Josef Vasicek, Oct. 28, 2003 (Sharks 0 @ Carolina 3)
LAST SHARKS PENALTY SHOT: None
LAST CAROLINA PENALTY SHOT: Matt Cullen (Successful: Evgeni Nabokov), Feb. 5, 2009 (Carolina 4 @ Sharks 3)

ALL-TIME SAN JOSE VS. CAROLINA:

VS CAROLINA	W	L	T	OL
SJ ALL-TIME Record	16	16	0	2
SJ HOME	9	6	0	2
SJ ROAD	7	10	0	0

2015-16 RESULTS

DATE	SITE	W	L	OT	SJ	OPP
10/24/2015	H	1	0	0	5	2
2/19/2016	A	0	1	0	2	5

2015-16 HURRICANES LEADERS

GOALS Jeff Skinner, 28
ASSISTS Jordan Staal & Elias Lindholm, 28
POINTS Jeff Skinner, 51
SHOTS Jeff Skinner, 258
GAA Cam Ward, 2.41
WINS Cam Ward, 23
SHUTOUTS Eddie Lack, 2
SAVE % Cam Ward, 0.909
RECORD 35-31-16, 86 pts.
6th/Metropolitan Division
10th/Eastern Conference

2016 PLAYOFFS

Did not qualify

NOTES

- On Dec. 3, 1992, Rob Gaudreau scored the first hat trick in Sharks history.
- On Dec. 10, 2005, Joe Thornton set a new franchise record for consecutive multi-point games (five), as the Sharks defeated the Hurricanes 4-3.
- On November 1, 2009, Logan Couture recorded his first NHL point (an assist).
- On Nov. 16, 2014, rookie goaltender Troy Grosenick, in his first career NHL start, stopped all 45 Carolina shots en route to a 2-0 Sharks victory.
- On Oct. 24, 2015, Joel Ward recorded a hat trick, including his 100th career goal and ten different Sharks had points in a 5-2 Sharks victory.



2016-17 SAN JOSE SHARKS MEDIA GUIDE



CHICAGO BLACKHAWKS

UNITED CENTER

1901 W. Madison St.
Chicago, IL 60612
Phone: 312-455-7000
Fax: 312-455-7041

PRACTICE FACILITY

Johnny's IceHouse West
2550 W. Madison
Chicago, IL 60612
Phone: 312-243-4441

AHL AFFILIATE

Rockford IceHogs



Duncan Keith

V.P./G.M.: Stan Bowman
Coach: Joel Quenneville
P.R.: Adam Rogovin, John Steinmiller, Meghan Bower, Will Chukerman
Press Box: No dedicated number

FAST FACTS

LAST SHARKS WIN: Feb. 9, 2016 (Sharks 2 @ Chicago 0)
LAST CHICAGO WIN: Dec. 20, 2015 (Sharks 3 @ Chicago 4 OT)
LAST SHARKS SHUTOUT: Feb. 9, 2016 (Sharks 2 @ Chicago 0) (Martin Jones)
LAST CHICAGO SHUTOUT: Mar. 6, 1999 (Chicago 4 @ Sharks 0) (Jocelyn Thibault)
LAST SHARKS WIN AT HOME: Jan. 31, 2015 (Chicago 0 @ Sharks 2)
LAST CHICAGO WIN AT HOME: Dec. 20, 2015 (Sharks 3 @ Chicago 4 OT)
LAST SHARKS WIN AT CHICAGO: Dec. 20, 2015 (Sharks 2 @ Chicago 0)
LAST CHICAGO WIN AT SHARKS: Nov. 28, 2015 (Chicago 5 @ Sharks 2)
LAST SHARKS OVERTIME WIN AT HOME: Dec. 11, 2010 (Chicago 1 @ Sharks 2 OT)
LAST CHICAGO OVERTIME WIN AT HOME: Dec. 20, 2015 (Sharks 3 @ Chicago 4 OT)
LAST SHARKS OVERTIME WIN AT CHICAGO: Mar. 26, 2006 (Sharks 5 @ Chicago 4 OT)
LAST CHICAGO OVERTIME WIN AT SHARKS: Jan. 28, 2010 (Chicago 4 @ Sharks 3 OT)
LAST SHARKS SHOOTOUT WIN: Feb. 1, 2014 (Chicago 1 @ Sharks 2 SO)
LAST SHARKS SHOOTOUT LOSS: Mar. 25, 2009 (Sharks 5 @ Chicago 6 SO)
MOST GOALS BY SHARKS: 7, 3 times, MR, Mar. 13, 2007 (Chicago 1 @ Sharks 7)
MOST GOALS BY CHICAGO: 7, 4 times, MR, Nov. 25, 2009 (Chicago 7 @ Sharks 2)
MOST GOALS BY BOTH TEAMS: 11, 2 times, MR, Mar. 25, 2009 (Sharks 5 @ Chicago 6)
LAST SHARKS HAT TRICK: Bill Guerin, Mar. 13, 2007 (Chicago 1 @ Sharks 7)
LAST CHICAGO HAT TRICK: Tyler Arnason, Dec. 28, 2002 (Chicago 3 @ Sharks 3 OT)
LAST SHARKS PENALTY SHOT: None
LAST CHICAGO PENALTY SHOT: Patrick Sharp (Successful: Antti Niemi), Nov. 17, 2013 (Sharks 1 @ Chicago 5)

ALL-TIME SAN JOSE VS. CHICAGO:

VS CHICAGO	W	L	T	OL
SJ ALL-TIME Record	46	32	5	8
SJ HOME	26	14	3	2
SJ ROAD	20	18	2	6

2015-16 RESULTS

DATE	SITE	W	L	OT	SJ	OPP
11/25/2015	H	0	1	0	2	5
12/20/2015	A	0	0	1	3	4
2/9/2016	A	1	0	0	2	0

2015-16 BLACKHAWKS LEADERS

GOALS	Patrick Kane, 46
ASSISTS	Patrick Kane, 60
POINTS	Patrick Kane, 106
SHOTS	Patrick Kane, 287
GAA	Corey Crawford, 2.37
WINS	Corey Crawford, 35
SHUTOUTS	Corey Crawford, 7
SAVE %	Corey Crawford, 0.924
RECORD	47-26-9, 103 pts. 3rd/Central Division 3rd/Western Conference

2016 PLAYOFFS

WESTERN FIRST ROUND: Lost to St. Louis, 4-3

NOTES

- On Oct. 4, 1999, in a 7-1 victory, Owen Nolan and Jeff Friesen had hat tricks, the first multiple hat trick game in franchise history...
- On Feb. 3, 2007, Vesa Toskala became the first Sharks goaltender to record a multi-point game with two assists...
- On Dec. 22, 2009, the Sharks pulled out a 3-2 win in Chicago despite being outshot by the largest margin in franchise history (33), 47-14.
- On March 14, 2011, Logan Couture became just the 23rd rookie to score 20-plus road goals.
- On January 15, 2012, Tommy Wingels scored his first NHL goal in his home state in a 4-3 loss to the Blackhawks.
- On Jan. 31, 2015, Antti Niemi, on his 31st birthday and the 31st day of January, against fellow Fin Antti Raanta (who wears #31 like Niemi), made 31 saves to capture his 31st career shutout against his former team in a 2-0 Sharks victory.
- On Feb. 9, 2016, Patrick Marleau scored the game-winner on the power play, Joe Thornton recorded two points (1g, 1a) and Martin Jones made 33 saves as the Sharks shutout the Blackhawks 2-0 and earned their first regulation victory in the Windy City since 2010.



COLORADO AVALANCHE

PEPSI CENTER

1000 Chopper Circle
Denver, Colo. 80204
Phone: 303-405-1100
Fax: 303-893-0614

PRACTICE FACILITY

South Suburban
Family Sports Center
6901 S. Peoria St.
Centennial, Colo. 80112

AHL AFFILIATE

San Antonio Rampage



Tyson Barrie

**Exec. VP of Hockey
Operations and General
Manager:** Joe Sakic
Coach: Jared Bednar
P.R.: Jean Martineau,
Brendan McNicholas
Press Box: 303-575-1926

FAST FACTS

LAST SHARKS WIN: Jan. 26, 2016 (Colorado 1 @ Sharks 6)
LAST COLORADO WIN: Feb. 24, 2016 (Sharks 3 @ Colorado 4 SO)
LAST SHARKS SHUTOUT: Jan. 26, 2013 (Colorado 0 @ Sharks 4) (Antti Niemi)
LAST COLORADO SHUTOUT: April 7, 2009 (Colorado 0 @ Sharks 1 SO) (Peter Budaj)
LAST SHARKS WIN AT HOME: Jan. 26, 2016 (Colorado 1 @ Sharks 6)
LAST COLORADO WIN AT HOME: Feb. 24, 2016 (Sharks 3 @ Colorado 4 SO)
LAST SHARKS WIN AT COLORADO: Nov. 1, 2015 (Sharks 4 @ Colorado 3)
LAST COLORADO WIN AT SHARKS: Dec. 28, 2015 (Colorado 6 @ Sharks 3)
LAST SHARKS OVERTIME WIN AT HOME: April 4, 1997 (Colorado 6 @ Sharks 7 OT)
LAST COLORADO OVERTIME WIN AT HOME: Mar. 10, 2013 (Sharks 2 @ Colorado 3)
LAST SHARKS OVERTIME WIN AT COLORADO: Jan. 15, 2002 (Sharks 1 @ Colorado 0 OT)
LAST COLORADO OVERTIME WIN AT SHARKS: Jan. 27, 1996 (Colorado 4 @ Sharks 3 OT)
LAST SHARKS SHOOTOUT WIN: Oct. 28, 2014 (Sharks 3 @ Colorado 2 SO)
LAST SHARKS SHOOTOUT LOSS: Feb. 24, 2016 (Sharks 3 @ Colorado 4 SO)
MOST GOALS BY SHARKS: 7, 3 times, MR, Apr. 4, 1997 (Colorado 6 @ Sharks 7 OT)
MOST GOALS BY COLORADO: 12, Dec. 5, 1995 (Sharks 2 @ Colorado 12)
MOST GOALS BY BOTH TEAMS: 15, Dec. 12, 1992 (Quebec 8 @ Sharks 7)
LAST SHARKS HAT TRICK: Martin Havlat, Apr. 11, 2014 (Colorado 1 @ Sharks 5)
LAST COLORADO HAT TRICK: Steven Reinprecht, Jan. 4, 2002 (Colorado 6 @ Sharks 1)
LAST SHARKS PENALTY SHOT: Mike Grier (Unsuccessful: Jose Theodore), Dec. 7, 2006 (Colorado 5 @ Sharks 2)
LAST COLORADO PENALTY SHOT: None

ALL-TIME SAN JOSE VS. COLORADO:

VS COLORADO	W	L	T	OL
SJ ALL-TIME Record	39	38	5	6
SJ HOME	25	19	1	0
SJ ROAD	14	19	4	6

2015-16 RESULTS

DATE	SITE	W	L	OT	SJ	OPP
11/1/2015	A	1	0	0	4	3
12/28/2015	H	0	1	0	3	6
1/26/2016	H	1	0	0	6	1
2/24/2016	A	0	0	1	3	4

2015-16 AVALANCHE LEADERS

GOALS	Matt Duchene, 30
ASSISTS	Carl Soderberg, 39
POINTS	Matt Duchene, 59
SHOTS	Nathan MacKinnon, 245
GAA	Semyon Varlamov, 2.81
WINS	Semyon Varlamov, 27
SHUTOUTS	Semyon Varlamov & Reto Berra, 2
SAVE %	Semyon Varlamov, .914
RECORD	39-39-4, 82 pts. 6th/Central Division 9th/Western Conference

2016 PLAYOFFS

Did not qualify

NOTES

- On Nov. 8, 2005, Avalanche C Pierre Turgeon became the 34th player in NHL history to score 500 career NHL goals.
- On Dec. 30, 2005, Nils Ekman tied a franchise record with four assists as the Sharks defeated the Avalanche with a 5-2 win.
- On March 18, 2007, Ron Wilson became the 13th head coach in NHL history to reach the 1,000 game mark in a Sharks overtime loss to the Avs.
- On March 26, 2012, Joe Pavelski scored his 300th career point (two goals), Dan Boyle scored his 500th point (two assists), Andrew Desjardins got the game-winner, and all four Sharks lines scored a goal in a 5-1 thrashing of the Avalanche.
- On Jan. 26, 2013, Patrick Marleau scored at least two goals in his fourth straight game, tying a record for most consecutive multi-goal games to start a season set in 1917-18 by Cy Denneny of the Ottawa Senators, as the Sharks shutout the Avalanche 4-0. Matt Irwin scored his first career NHL goal and Thomas Greiss recorded his first NHL shutout.
- On Mar. 10, 2013, Patrick Marleau scored his 400th career goal, becoming the 30th player in NHL history to score his first 400 goals with one team, in a 3-2 Sharks overtime loss.
- On Nov. 1, 2015, Brent Burns scored two goals and Joe Pavelski extended his goal-scoring streak to four games (matched a career-high) in a 4-3 win over Colorado.



2016-17 SAN JOSE SHARKS MEDIA GUIDE



COLUMBUS BLUE JACKETS

NATIONWIDE ARENA

200 W. Nationwide Blvd.
Columbus, Ohio 43215
Phone: 614-246-4625
Fax: 614-246-4007

PRACTICE FACILITY

OhioHealth Ice Haus
200 W. Nationwide Blvd.
Columbus, Ohio 43215
Phone: 614-246-3380

AHL AFFILIATE

Lake Erie Monsters



Brandon Saad

G.M.: Jarmo Kekalainen
Coach: John Tortorella
P.R.: Todd Sharrock, Karen Davis, Glenn Odebralski
Press Box: 614-246-3251/3252

FAST FACTS

LAST SHARKS WIN: Nov. 22, 2015 (Sharks 5 @ Columbus 3)
LAST COLUMBUS WIN: Nov. 3, 2015 (Columbus 5 @ Sharks 2)
LAST SHARKS SHUTOUT: Jan. 31, 2012 (Columbus 0 @ Sharks 6) (Antti Niemi)
LAST COLUMBUS SHUTOUT: Apr. 9, 2013 (Sharks 0 @ Columbus 4) (Sergei Bobrovsky)
LAST SHARKS WIN AT HOME: Feb. 7, 2014 (Columbus 2 @ Sharks 3)
LAST COLUMBUS WIN AT HOME: Nov. 15, 2014 (Sharks 1 @ Columbus 2)
LAST SHARKS WIN AT COLUMBUS: Nov. 22, 2015 (Sharks 5 @ Columbus 3)
LAST COLUMBUS WIN AT SHARKS: Nov. 3, 2015 (Columbus 5 @ Sharks 2)
LAST SHARKS OVERTIME WIN AT HOME: Feb. 8, 2008 (Columbus 1 @ Sharks 2 OT)
LAST COLUMBUS OVERTIME WIN AT HOME: Feb. 7, 2009 (Sharks 2 @ Columbus 3 OT)
LAST SHARKS OVERTIME WIN AT COLUMBUS: Feb. 14, 2004 (Sharks 2 @ Columbus 1 OT)
LAST COLUMBUS OVERTIME WIN AT SHARKS: Oct. 9, 2010 (Columbus 3 @ Sharks 2 OT)
LAST SHARKS SHOOTOUT WIN: Mar. 13, 2014 (Sharks 4 @ Columbus 3 SO)
LAST SHARKS SHOOTOUT LOSS: None
MOST GOALS BY SHARKS: 10, Mar. 30, 2002 (Columbus 2 @ Sharks 10)
MOST GOALS BY COLUMBUS: 6, 3 times, MR, Feb. 11, 2013 (Sharks 2 @ Columbus 6)
MOST GOALS BY BOTH TEAMS: 12, Mar. 30, 2002 (Columbus 2 @ Sharks 10)
LAST SHARKS HAT TRICK: Dany Heatley, Oct. 8, 2009 (Columbus 3 @ Sharks 6)
LAST COLUMBUS HAT TRICK: Jeff Carter, Feb. 21, 2012 (Sharks 3 @ Columbus 6)
LAST SHARKS PENALTY SHOT: Dany Heatley (Successful: Mathieu Garon), Oct. 8, 2009 (Columbus 3 @ Sharks 6)
LAST COLUMBUS PENALTY SHOT: Rick Nash (Unsuccessful: Evgeni Nabokov), Feb. 8, 2008 (Columbus 1 @ Sharks 2)

ALL-TIME SAN JOSE VS. COLUMBUS:

VS COLUMBUS	W	L	T	OL
SJ ALL-TIME Record	33	16	0	4
SJ HOME	20	4	0	2
SJ ROAD	13	12	0	2

2015-16 RESULTS

DATE	SITE	W	L	OT	SJ	OPP
11/3/2015	H	0	1	0	2	5
11/22/2015	A	1	0	0	5	3

2015-16 BLUE JACKETS LEADERS

GOALS	Brandon Saad, 31
ASSISTS	Alexander Wennberg, 32
POINTS	Cam Atkinson & Brandon Saad, 53
SHOTS	Brandon Saad, 233
GAA	Joonas Korpisalo, 2.60
WINS	Sergei Bobrovsky, 16
SHUTOUTS	Sergei Bobrovsky, 1
SAVE %	Joonas Korpisalo, 0.920
RECORD	34-40-8, 76 pts. 8th/Metropolitan Division 15th/Eastern Conference

2016 PLAYOFFS

Did not qualify

NOTES

- On Oct. 25, 2000, Gary Suter scored the franchise's first goal against the Blue Jackets in his 1,000th career game, a 3-1 win.
- On March 30, the Sharks scored 10 goals to set a new franchise record for most goals during a Sharks home game in 10-2 win.
- On Jan. 6, 2007, Patrick Marleau tied the franchise record for goals (206) as the Sharks defeated the Columbus Blue Jackets 5-2. In that game, Ryane Clowe scored his first career hat trick.
- On March 16, 2007, the Sharks tied a franchise record for wins in a season (44) and team shutouts in a season (11)...Joe Thornton's goal in the first period set a new Sharks franchise record for most points in a season (94), previously held by Jonathan Cheechoo (93 points in 2005-06)...
- On Feb. 9, 2011, Patrick Marleau scored his 20th goal of the season (the game-winner) to mark the 10th time he has reached the 20-goal plateau in his career.
- On January 5, 2012, Joe Thornton, in his 500th game as a Shark, scored the game-winner in a 2-1 victory over Columbus.
- On Feb. 7, 2014, Sharks Head Coach Todd McLellan coached his 435th game with the Sharks, surpassing Darryl Sutter for the most games coached in franchise history.
- On Nov. 22, 2015, The Sharks swept a six-game road trip for the first time in team history with a 5-3 comeback win over the Blue Jackets. Nine different San Jose skaters recorded a point and Brenden Dillon potted the game-winner.



DALLAS STARS

AMERICAN AIRLINES CENTER

2500 Victory Way
Dallas, Texas 75219
Phone: 214-222-3687

PRACTICE FACILITY

Dr Pepper StarCenter, Frisco
2601 Avenue of the Stars
Frisco, Texas 75034
Phone: 214-387-5500
Fax: 214-387-5610

AHL AFFILIATE

Texas Stars



John Klingberg

G.M.: Jim Nill

Coach: Lindy Ruff

P.R.: Tom Holy, Joe Calvillo,
Ben Fromstein

FAST FACTS

LAST SHARKS WIN: Jan. 16, 2016 (Dallas 3 @ Sharks 4 OT)
LAST DALLAS WIN: Mar. 26, 2016 (Dallas 4 @ Sharks 2)
LAST SHARKS SHUTOUT: Mar. 31, 2012 (Dallas 0 @ Sharks 3)
(Antti Niemi)
LAST DALLAS SHUTOUT: Dec. 21, 2006 (Sharks 0 @ Dallas 3)
(Marty Turco)
LAST SHARKS WIN AT HOME: Jan. 16, 2016 (Dallas 3 @ Sharks 4 OT)
LAST DALLAS WIN AT HOME: Oct. 31, 2015 (Sharks 3 @ Dallas 5)
LAST SHARKS WIN AT DALLAS: Feb. 19, 2015 (Sharks 5 @ Dallas 2)
LAST DALLAS WIN AT SHARKS: Mar. 26, 2016 (Dallas 4 @ Sharks 2)
LAST SHARKS OVERTIME WIN AT HOME: Jan. 16, 2016 (Dallas 3 @ Sharks 4 OT)
LAST DALLAS OVERTIME WIN AT HOME: Nov. 18, 2010 (Sharks 4 @ Dallas 5 OT)
LAST SHARKS OVERTIME WIN AT DALLAS: Dec. 16, 2010 (Sharks 4 @ Dallas 3 OT)
LAST DALLAS OVERTIME WIN AT SHARKS: Nov. 17, 2001 (Dallas 3 @ Sharks 2 OT)
LAST SHARKS SHOOTOUT WIN: Dec. 21, 2013 (Dallas 2 @ Sharks 3 SO)
LAST SHARKS SHOOTOUT LOSS: Oct. 17, 2013 (Sharks 3 @ Dallas 4 SO)
MOST GOALS BY SHARKS: 7, Feb. 6, 1994 (Sharks 7 @ Dallas 1)
MOST GOALS BY DALLAS: 10, Nov. 28, 1992 (Sharks 3 @ Minnesota 10)
MOST GOALS BY BOTH TEAMS: 13, Nov. 28, 1992 (Sharks 3 @ Minnesota 10)
LAST SHARKS HAT TRICK: Mike Ricci, Apr. 7, 2001 (Dallas 5 @ Sharks 4 OT)
LAST DALLAS HAT TRICK: Tyler Seguin, Nov. 8, 2014 (Sharks 5 @ Dallas 3)
LAST SHARKS PENALTY SHOT: Patrick Marleau (Unsuccessful: Marty Turco), Dec. 29, 2008 (Sharks 3 @ Dallas 1)
LAST DALLAS PENALTY SHOT: Sergei Zubov (Unsuccessful: Evgeni Nabokov), Nov. 7, 2007 (Dallas 3 @ Sharks 1)

ALL-TIME SAN JOSE VS. DALLAS

VS DALLAS	W	L	T	OL
SJ ALL-TIME Record	53	49	5	13
SJ HOME	26	25	1	9
SJ ROAD	27	24	4	4

2015-16 RESULTS

DATE	SITE	W	L	OT	SJ	OPP
10/31/2015	A	0	1	0	3	5
1/16/2016	H	1	0	0	4	3
3/26/2016	H	0	1	0	2	4

2015-16 STARS LEADERS

GOALS	Jamie Benn, 41
ASSISTS	Jamie Benn & John Klingberg, 48
POINTS	Jamie Benn, 89
SHOTS	Tyler Seguin, 278
GAA	Antti Niemi, 2.67
WINS	Antti Niemi & Kari Lehtonen, 25
SHUTOUTS	Antti Niemi, 3
SAVE %	Kari Lehtonen, 0.906
RECORD	50-23-9, 109 pts. 1st/Central Division 1st/Western Conference

2016 PLAYOFFS

WESTERN FIRST ROUND: Defeated Minnesota, 4-2
WESTERN SECOND ROUND: Lost to St. Louis, 4-3

NOTES

- On Nov. 4, 1998, San Jose recorded a franchise-low nine shots in a game, but won, 4-0.
- On Nov. 30, 2005, during the pre-game skate, the Sharks acquired Joe Thornton from Boston in exchange for Marco Sturm, Brad Stuart and Wayne Primeau.
- On Dec. 31, 2006, Patrick Marleau passed Owen Nolan for first on San Jose's all-time list for assists (246) while Joe Thornton scored his 200th goal in San Jose's 4-2 win.
- On February 2, 2012, San Jose won 77% of its faceoffs (the fourth best by any NHL team since the lockout) and set a new franchise record for scoreless streak by an opponent(s) of 190:51 in a 5-1 victory over Dallas.
- On March 31, 2012, Joe Pavelski scored his 30 and 31st goals, becoming the new team leader in goals for the season and only the ninth Shark in franchise history to hit the 30-goal mark as the Sharks won 3-0 over Dallas.
- On Apr. 23, 2013, the Sharks clinched a playoff spot for the ninth straight season.
- On Jan. 16, 2015, Marc-Edouard Vlasic recorded the first multi-goal game of his career, Dylan DeMelo tallied his first NHL point and Tomas Hertl scored the game-winning goal as the Sharks won a 4-3 overtime thriller.

DETROIT
RED WINGS

JOE LOUIS ARENA

19 Steve Yzerman Drive
Detroit, Mich. 48226
Phone: 313-471-7000 Fax:
313-567-0296

AHL AFFILIATE

Grand Rapids Griffins

G.M.: Ken Holland

Coach: Jeff Blashill

P.R.: Todd Beam, Kyle

Kujawa, Alex DiFilippo

Press Box: 313-471-7957



Gustav Nyquist

FAST FACTS

LAST SHARKS WIN: Nov. 13, 2015 (Sharks 3 @ Detroit 2)

LAST DETROIT WIN: Jan. 7, 2016 (Detroit 2 @ Sharks 1)

LAST SHARKS SHUTOUT: Oct. 21, 2013 (Sharks 1 @ Detroit 0 SO) (Antti Niemi)

LAST DETROIT SHUTOUT: Dec. 18, 2009 (Sharks 0 @ Detroit 5) (Ty Conklin)

LAST SHARKS WIN AT HOME: Jan. 9, 2014 (Detroit 1 @ Sharks 4)

LAST DETROIT WIN AT HOME: Feb. 19, 2012 (Sharks 2 @ Detroit 3)

LAST SHARKS WIN AT DETROIT: Nov. 13, 2015 (Sharks 3 @ Detroit 2)

LAST DETROIT WIN AT SHARKS: Jan. 7, 2016 (Detroit 2 @ Sharks 1)

LAST SHARKS OVERTIME WIN AT HOME: Mar. 17, 2012 (Detroit 2 @ Sharks 3 OT)

LAST DETROIT OVERTIME WIN AT HOME: Oct. 17, 2005 (Sharks 2 @ Detroit 3 OT)

LAST SHARKS OVERTIME WIN AT DETROIT: None

LAST DETROIT OVERTIME WIN AT SHARKS: Oct. 4, 2001 (Detroit 4 @ Sharks 3 OT)

LAST SHARKS SHOOTOUT WIN: Oct. 21, 2013 (Sharks 1 @ Detroit 0 SO)

LAST SHARKS SHOOTOUT LOSS: Feb. 28, 2013 (Detroit 2 @ Sharks 1 SO)

MOST GOALS BY SHARKS: 9, Jan. 4, 2007 (Detroit 4 @ Sharks 9)

MOST GOALS BY DETROIT: 11, Feb. 15, 1991 (Sharks 1 @ Detroit 11)

MOST GOALS BY BOTH TEAMS: 13, Jan. 4, 2007 (Detroit 4 @ Sharks 9)

LAST SHARKS HAT TRICK: Patrick Marleau, Apr. 6, 2002 (Detroit 3 @ Sharks 6)

LAST DETROIT HAT TRICK: Mathieu Schneider, Nov. 26, 2005 (Detroit 7 @ Sharks 6)

LAST SHARKS PENALTY SHOT: Nils Ekman (Unsuccessful: Manny Legace), Feb. 28, 2006 (Detroit 1 @ Sharks 5)

LAST DETROIT PENALTY SHOT: Igor Larionov (Successful: Arturs Irbe), Nov. 22, 1995 (Sharks 2 @ Detroit 5)

ALL-TIME SAN JOSE VS. DETROIT:

VS DETROIT	W	L	T	OL
SJ ALL-TIME Record	31	48	4	5
SJ HOME	19	21	3	2
SJ ROAD	12	27	1	3

2015-16 RESULTS

DATE	SITE	W	L	OT	SJ	OPP
11/13/2015	A	1	0	0	3	2
1/7/2016	H	0	1	0	1	2

2015-16 RED WINGS LEADERS

GOALS	Dylan Larkin, 23
ASSISTS	Henrik Zetterberg, 37
POINTS	Henrik Zetterberg, 50
SHOTS	Dylan Larkin, 221
GAA	Petr Mrazek, 2.33
WINS	Petr Mrazek, 27
SHUTOUTS	Petr Mrazek, 4
SAVE %	Petr Mrazek, 0.921
RECORD	41-30-11, 93 pts. 3rd/Atlantic Division 8th/Eastern Conference

2016 PLAYOFFS

EASTERN FIRST ROUND: Lost to Tampa Bay, 4-1

NOTES

- On April 6, 2002, in a 6-3 victory, Patrick Marleau recorded the Sharks first hat trick against the Red Wings (and first of his career).
- On Feb. 11, 2004, Mike Ricci played in his 1,000th NHL game.
- On Feb. 28, 2006, The Sharks scored a franchise record five power play goals in a 5-1 win.
- On Jan. 4, 2007, Patrick Marleau became the team's all-time scoring leader, surpassing Owen Nolan's 451 points, with a four-point game (a goal and three assists).
- On Nov. 5 2009, rookie Logan Couture scored his first NHL goal in a 2-1 shootout loss.
- On Nov. 30, 2010 at HP Pavilion: Joe Thornton recorded his 500th point in a Sharks uniform (assist) in a 5-3 loss.
- On Mar. 28, 2013, Antti Niemi set a franchise record by becoming the first goaltender to record shutouts on consecutive days (3/27 vs. Anaheim), and both teams combined for one penalty and two PIM's to set a franchise record for fewest combined penalties and penalty minutes in a home game. The Sharks were held without a power play opportunity for only the fourth time in franchise history.



EDMONTON OILERS

ROGERS PLACE

10220 104 Ave
Edmonton, Alberta T5J 0H6
Phone: 780-414-4000
Fax: 780-409-5848

TEAM OFFICES/MAILING ADDRESS

300, 10214-104 Avenue NW
Edmonton, Alberta T5J 0H6

AHL AFFILIATE

Bakersfield Condors

ECHL AFFILIATE

Norfolk Admirals



Connor McDavid

G.M.: Peter Chiarelli
Coach: Todd McLellan
P.R.: J.J. Hebert, Shawn May, Andre Brin
Press Box: 780-409-3780

FAST FACTS

LAST SHARKS WIN: Mar. 8, 2016 (Sharks 3 @ Edmonton 0)
LAST EDMONTON WIN: Mar. 24, 2016 (Edmonton 6 @ Sharks 3)
LAST SHARKS SHUTOUT: Mar. 8, 2016 (Sharks 3 @ Edmonton 0) (James Reimer)
LAST EDMONTON SHUTOUT: Jan. 29, 2014 (Sharks 0 @ Edmonton 3) (Ben Scrivens)
LAST SHARKS WIN AT HOME: Jan. 14, 2016 (Edmonton 1 @ Sharks 2 SO)
LAST EDMONTON WIN AT HOME: Dec. 9, 2015 (Sharks 3 @ Edmonton 4 OT)
LAST SHARKS WIN AT EDMONTON: Mar. 8, 2016 (Sharks 3 @ Edmonton 0)
LAST EDMONTON WIN AT SHARKS: Mar. 24, 2016 (Edmonton 6 @ Sharks 3)
LAST SHARKS OVERTIME WIN AT HOME: Jan. 14, 2016 (Edmonton 1 @ Sharks 2 SO)
LAST EDMONTON OVERTIME WIN AT HOME: Dec. 9, 2015 (Sharks 3 @ Edmonton 4 OT)
LAST SHARKS OVERTIME WIN AT EDMONTON: None
LAST EDMONTON OVERTIME WIN AT SHARKS: Dec. 6, 2008 (Edmonton 3 @ Sharks 2 OT)
LAST SHARKS SHOOTOUT WIN: Jan. 14, 2016 (Edmonton 1 @ Sharks 2 SO)
LAST SHARKS SHOOTOUT LOSS: Feb. 2, 2015 (Edmonton 2 @ Sharks 1 SO)
MOST GOALS BY SHARKS: 6, 6 times, MR, Jan. 22, 2013 (Sharks 6 @ Edmonton 3)
MOST GOALS BY EDMONTON: 9, Jan. 21, 1992 (Sharks 2 @ Edmonton 9)
MOST GOALS BY BOTH TEAMS: 11, 2 times, MR, Mar. 13, 1996 (Edmonton 8 @ Sharks 3)
LAST SHARKS HAT TRICK: Joe Pavelski, Mar. 25, 2014 (Sharks 5 @ Edmonton 2)
LAST EDMONTON HAT TRICK: Ryan Smyth, Oct. 12, 2006 (Sharks 4 @ Edmonton 6)
LAST SHARKS PENALTY SHOT: Jeff Friesen (Unsuccessful: Dominic Roussel), Jan. 24, 2001 (Edmonton 1 @ Sharks 6)
LAST EDMONTON PENALTY SHOT: Mike Comrie (Unsuccessful: Vesa Toskala), Apr. 3, 2003 (Sharks 3 @ Edmonton 3)

ALL-TIME SAN JOSE VS. EDMONTON

VS EDMONTON	W	L	T	OL
SJ ALL-TIME Record	50	39	12	9
SJ HOME	29	15	6	5
SJ ROAD	21	24	6	4

2015-16 RESULTS

DATE	SITE	W	L	OT	SJ	OPP
12/9/2015	A	0	0	1	3	4
1/14/2016	H	1	0	0	2	1
3/8/2016	A	1	0	0	3	0
3/24/2016	H	0	1	0	3	6

2015-16 OILERS LEADERS

GOALS	Taylor Hall, 26
ASSISTS	Taylor Hall, 39
POINTS	Taylor Hall, 65
SHOTS	Taylor Hall, 286
GAA	Cam Talbot, 2.55
WINS	Cam Talbot, 21
SHUTOUTS	Cam Talbot, 3
SAVE %	Cam Talbot, 0.917
RECORD	31-43-8, 70 pts. 7th/Pacific Division 14th/Western Conference

2016 PLAYOFFS

Did not qualify

NOTES

- On Feb. 12, 2000, the Sharks played their first penalty-free game in team history...
- On Feb. 17, 2009, Patrick Marleau recorded his 600th career point with goal number 31 of the season. Marleau later scored his fourth short-handed goal of the season, bringing his career point tally to 601 in a 4-2 win.
- On Jan. 22, 2013, the Sharks scored six goals in the first period, setting franchise records for fastest six goals to start a game (19:20), most goals for in a single period on the road (6), most goals allowed by an opposing goaltender in a period (Devyn Dubnyk), and tying the franchise mark for most power play goals in a period (3).
- On Mar. 20, 2013, Marc-Edouard Vlasic played in his 500th NHL game, becoming the 74th player to achieve that mark at or before the age of 25, in the Sharks 4-3 shootout victory.
- On Jan. 29, 2014, the Sharks fired 59 shots on net to set a franchise record for most shots in a single game, but Oilers goaltender Ben Scrivens stopped them all to register a shutout in a 3-0 victory over San Jose. The Sharks also set a new franchise mark for shot differential (59 shots for, 27 shots against, +32 shot differential) in the loss.
- On Dec. 10, 2014, Barclay Goodrow scored his first career NHL goal and Melker Karlsson became the 28th player in Sharks franchise history to record a point in his NHL debut as the Sharks beat the Oilers 5-2.
- On Jan. 14, 2016, Joe Pavelski scored the game-winner in the shootout and Martin Jones made 24 saves as the Sharks skated off with a 2-1 victory in former Head Coach Todd McLellan's return to SAP Center.



FLORIDA PANTHERS

BB&T CENTER

One Panther Parkway
Sunrise, Fla. 33323
Phone: 954-835-7000
Fax: 954-835-7700

PRACTICE FACILITY

Panthers IceDen
3299 Sportsplex Drive
Coral Springs, Fla. 33065
Phone: 954-341-9956

AHL AFFILIATE

Springfield Thunderbirds

**Jaromir Jagr**

G.M.: Dale Tallon

Coach: Gerard Gallant

P.R.: Adelyn Biedenbach,

Mike Lewis, Chrissy Parente

Press Box: 954-835-7753

FAST FACTS

LAST SHARKS WIN: Feb. 18, 2016 (Sharks 2 @ Florida 1 SO)
LAST FLORIDA WIN: Nov. 20, 2014 (Florida 3 @ Sharks 2 SO)
LAST SHARKS SHUTOUT: Jan. 16, 2014 (Sharks 3 @ Florida 0) (Alex Stalock)
LAST FLORIDA SHUTOUT: None
LAST SHARKS WIN AT HOME: Nov. 5, 2015 (Florida 2 @ Sharks 5)
LAST FLORIDA WIN AT HOME: Nov. 11, 2014 (Sharks 1 @ Florida 4)
LAST SHARKS WIN AT FLORIDA: Feb. 18, 2016 (Sharks 2 @ Florida 1 SO)
LAST FLORIDA WIN AT SHARKS: Nov. 20, 2014 (Florida 3 @ Sharks 2 SO)
LAST SHARKS OVERTIME WIN AT HOME: None
LAST FLORIDA OVERTIME WIN AT HOME: None
LAST SHARKS OVERTIME WIN AT FLORIDA: Nov. 5, 2015 (Sharks 2 @ Florida 1 SO)
LAST FLORIDA OVERTIME WIN AT SHARKS: Jan. 13, 2010 (Florida 3 @ Sharks 2 OT)
LAST SHARKS SHOOTOUT WIN: Feb. 18, 2016 (Sharks 2 @ Florida 1 SO)
LAST SHARKS SHOOTOUT LOSS: Nov. 20, 2014 (Florida 3 @ Sharks 2 SO)
MOST GOALS BY SHARKS: 7, Nov. 16, 2002 (Sharks 7 @ Florida 3)
MOST GOALS BY FLORIDA: 5, 2 times, MR, Dec. 3, 2011 (Florida 5 @ Sharks 3)
MOST GOALS BY BOTH TEAMS: 10, Nov. 16, 2002 (Sharks 7 @ Florida 3)
LAST SHARKS HAT TRICK: Alyn McCauley, Nov. 1, 2003 (Sharks 6 @ Florida 2)
LAST FLORIDA HAT TRICK: None
LAST SHARKS PENALTY SHOT: Patrick Marleau (Unsuccessful: Roberto Luongo), Nov. 20, 2014 (Florida 3 @ Sharks 2 SO)
LAST FLORIDA PENALTY SHOT: None

ALL-TIME SAN JOSE VS. FLORIDA:

VS FLORIDA	W	L	T	OL
SJ ALL-TIME Record	12	9	7	2
SJ HOME	7	4	2	2
SJ ROAD	5	5	5	0

2015-16 RESULTS

DATE	SITE	W	L	OT	SJ	OPP
11/5/2015	H	1	0	0	5	2
2/18/2016	A	1	0	0	2	1

2015-16 PANTHERS LEADERS

GOALS	Jaromir Jagr, 27
ASSISTS	Jussi Jokinen, 42
POINTS	Jaromir Jagr, 66
SHOTS	Aaron Ekblad, 182
GAA	Roberto Luongo, 2.35
WINS	Roberto Luongo, 35
SHUTOUTS	Roberto Luongo, 4
SAVE %	Roberto Luongo, 0.922
RECORD	47-26-9, 103 pts. 1st/Atlantic Division 3rd/Eastern Conference

2016 PLAYOFFS

EASTERN FIRST ROUND: Lost to NY Islanders, 4-2

NOTES

- On March 7, 2001, Scott Thornton posted his first career hat trick against Florida in a 3-3 tie.
- On Nov. 1, 2003, Alyn McCauley posted his first career hat trick (and first career multi-goal game) in a 6-2 win.
- On Dec. 8, 2005, the Sharks scored five or more goals in four consecutive games for the first time in franchise history in defeating the Panthers 6-2. On the same day, Patrick Marleau set two franchise records: most points in a four-game span (12) and four consecutive three-point games.
- On Mar 18, 2014, the Sharks set a franchise record for most shots in a period with 29 in the 3rd.
- On Jan. 16, 2014, Alex Stalock made 24 saves to secure his first career shutout and lead the Sharks to a 3-0 victory.
- On Nov. 5, 2015, Joe Thornton passed Jean Ratelle for 35th place on the NHL all-time points list and 11 different Sharks recorded a point in a 5-2 victory.



LOS ANGELES KINGS

STAPLES CENTER

1111 S. Figueroa St.
Los Angeles, Calif. 90015
Phone: 213-742-7100

PRACTICE FACILITY

Toyota Sports Center
555 N. Nash St.
El Segundo, Calif. 90245
Phone: 310-535-4500
Fax: 310-535-4507

AHL AFFILIATE

Ontario Reign



Anze Kopitar

Pres/G.M.: Dean Lombardi

Coach: Darryl Sutter

P.R.: Mike Altieri, Jeff Moeller,
Mike Kalinowski, Eddie
Fischermann

FAST FACTS

LAST SHARKS WIN: Mar. 29, 2016 (Los Angeles 2 @ Sharks 5)

LAST LOS ANGELES WIN: Jan. 24, 2016 (Los Angeles 3 @ Sharks 2 OT)

LAST SHARKS SHUTOUT: Oct. 8, 2014 (Sharks 4 @ Los Angeles 0) (Antti Niemi)

LAST LOS ANGELES SHUTOUT: Jan. 27, 2014 (Los Angeles 1 @ Sharks 0) (Jonathan Quick)

LAST SHARKS WIN AT HOME: Mar. 29, 2016 (Los Angeles 2 @ Sharks 5)

LAST LOS ANGELES WIN AT HOME: Apr. 11, 2015 (Sharks 1 @ Los Angeles 4)

LAST SHARKS WIN AT LOS ANGELES: Dec. 22, 2015 (Sharks 5 @ Los Angeles 3)

LAST LOS ANGELES WIN AT SHARKS: Jan. 24, 2016 (Los Angeles 3 @ Sharks 2 OT)

LAST SHARKS OVERTIME WIN AT HOME: Apr. 7, 2012 (Los Angeles 2 @ Sharks 3 OT)

LAST LOS ANGELES OVERTIME WIN AT HOME: Oct. 30, 2013 (Sharks 3 @ Los Angeles 4)

LAST SHARKS OVERTIME WIN AT LOS ANGELES: Jan. 21, 2006 (Sharks 4 @ Los Angeles 3 OT)

LAST LOS ANGELES OVERTIME WIN AT SHARKS: Jan. 24, 2016 (Los Angeles 3 @ Sharks 2 OT)

LAST SHARKS SHOOTOUT WIN: Nov. 27, 2013 (Los Angeles 2 @ Sharks 3)

LAST SHARKS SHOOTOUT LOSS: Mar. 24, 2011 (Sharks 3 @ Los Angeles 4 SO)

MOST GOALS BY SHARKS: 7, 4 times, MR, Nov. 9, 2006 (Sharks 7 @ Los Angeles 3)

MOST GOALS BY LOS ANGELES: 11, Nov. 8, 1992 (Los Angeles 11 @ Sharks 4)

MOST GOALS BY BOTH TEAMS: 15, Nov. 8, 1992 (Los Angeles 11 @ Sharks 4)

LAST SHARKS HAT TRICK: Jonathan Cheechoo, Apr. 1, 2007 (Los Angeles 2 @ Sharks 6)

LAST LOS ANGELES HAT TRICK: Mike Donnelly, Nov. 8, 1992 (Los Angeles 11 @ Sharks 4)

LAST SHARKS PENALTY SHOT: Tommy Wingels
(Unsuccessful: Jonathan Bernier), Mar. 16, 2013 (Sharks 2 @ Los Angeles 5)

LAST LOS ANGELES PENALTY SHOT: Ladislav Nagy
(Unsuccessful: Evgeni Nabokov), Nov. 24, 2007 (Los Angeles 2 @ Sharks 1)

ALL-TIME SAN JOSE VS. LOS ANGELES:

VS LOS ANGELES	W	L	T	OL
SJ ALL-TIME Record	72	54	7	8
SJ HOME	44	21	3	3
SJ ROAD	28	33	4	5

2015-16 RESULTS

DATE	SITE	W	L	OT	SJ	OPP
10/7/2015	A	1	0	0	5	1
10/22/2015	H	0	1	0	1	4
12/22/2015	A	1	0	0	5	3
1/24/2016	H	0	0	1	2	3
3/28/2016	H	1	0	0	5	2

2015-16 KINGS LEADERS

GOALS	Tyler Toffoli, 31
ASSISTS	Anze Kopitar, 49
POINTS	Anze Kopitar, 74
SHOTS	Jeff Carter, 242
GAA	Jonathan Quick, 2.22
WINS	Jonathan Quick, 40
SHUTOUTS	Jonathan Quick, 5
SAVE %	Jonathan Quick, 0.918
RECORD	48-28-6, 102 pts. 2nd/Pacific Division 5th/Western Conference

2016 PLAYOFFS

WESTERN FIRST ROUND: Lost to San Jose, 4-1

NOTES

- * On Nov. 22, 2006, Joe Pavelski, who was called up from Worcester earlier in the day, scored his first NHL goal in his first NHL game. The same night, rookie defenseman Marc-Edouard Vlasic scored his first NHL goal and recorded his first multi-point game (1-1=2).
- * On Dec. 12, 2006, Patrick Marleau set a Sharks franchise record for most games played in a 3-1 win. Marleau skated in his 672nd game, passing Mike Rathje on the all-time games played list.
- * On Jan. 11, 2007, Patrick Marleau became the all-time leading goal scorer in Sharks history as the Sharks defeated the Kings, 5-2.
- * On April 1, 2007, Joe Thornton set a franchise record for assists in a period with four and tied a franchise record for most assists in a game (four).
- * On April 4, 2011, the Sharks clinched the Pacific Division for the fourth consecutive season and sixth time as Joe Thornton recorded a goal and an assist (points No. 998 and 999). His 20th goal of the season gave him 11 consecutive seasons of 20 goals or more, the second longest active streak in the NHL next to Calgary's Jarome Iginla (12).
- * On Apr. 3, 2014, the Sharks set a franchise record with 52 hits in a potential first-round playoff preview.
- * On Feb. 21, 2015, Sharks and Kings played in the third largest outdoor game in NHL history and first-ever outdoor game in Northern California, where Los Angeles would prevail 2-1.
- * On Mar. 29, 2016, Joe Thornton scored the game-winning goal on the power-play, Justin Braun registered his first career two-goal game and Martin Jones made 30 saves as the Sharks clinched a playoff berth with a 5-2 win over the Kings.



2016-17 SAN JOSE SHARKS MEDIA GUIDE



MINNESOTA WILD

XCEL ENERGY CENTER

199 West Kellogg Boulevard
(arena address)
317 Washington Street
(mailing address)
St. Paul, Minn. 55012
Phone: 651-602-6000
Fax: 651-293-9574

PRACTICE FACILITY

Braemar Arena
7501 Ikola Way
Edina, MN 55439
Phone: 952-822-9500

AHL AFFILIATE

Iowa Wild



Ryan Suter

G.M.: Chuck Fletcher

Coach: Mike Yeo

P.R.: Aaron Sickman, Carly

Peters, Megan Kogut

Press Box: 651-726-

8600/8601

FAST FACTS

LAST SHARKS WIN: Apr. 5, 2016 (Sharks 3 @ Minnesota 0)
LAST MINNESOTA WIN: Dec. 12, 2015 (Minnesota 2 @ Sharks 0)
LAST SHARKS SHUTOUT: Apr. 5, 2016 (Sharks 3 @ Minnesota 0) (James Reimer)
LAST MINNESOTA SHUTOUT: Dec. 12, 2015 (Minnesota 2 @ Sharks 0) (Darcy Kuemper)
LAST SHARKS WIN AT HOME: Jan. 23, 2016 (Minnesota 3 @ Sharks 4)
LAST MINNESOTA WIN AT HOME: Dec. 8, 2013 (Sharks 1 @ Minnesota 3)
LAST SHARKS WIN AT MINNESOTA: Apr. 5, 2016 (Sharks 3 @ Minnesota 0)
LAST MINNESOTA WIN AT SHARKS: Dec. 12, 2015 (Minnesota 2 @ Sharks 0)
LAST SHARKS OVERTIME WIN AT HOME: None
LAST MINNESOTA OVERTIME WIN AT HOME: Oct. 31, 2002 (Sharks 1 @ Minnesota 2 OT)
LAST SHARKS OVERTIME WIN AT MINNESOTA: Jan. 6, 2015 (Sharks 4 @ Minnesota 3 OT)
LAST MINNESOTA OVERTIME WIN AT SHARKS: Mar. 5, 2009 (Minnesota 4 @ Sharks 3 OT)
LAST SHARKS SHOOTOUT WIN: Oct. 30, 2014 (Sharks 3 @ Minnesota 4 SO)
LAST SHARKS SHOOTOUT LOSS: Jan. 10, 2012 (Sharks 4 @ Minnesota 5 SO)
MOST GOALS BY SHARKS: 6, Apr. 18, 2013 (Minnesota 1 @ Sharks 6)
MOST GOALS BY MINNESOTA: 6, Oct. 19, 2005 (Sharks 1 @ Minnesota 6)
MOST GOALS BY BOTH TEAMS: 9, 2 times, MR, Jan. 10, 2012 (Sharks 4 @ Minnesota 5)
LAST SHARKS HAT TRICK: None
LAST MINNESOTA HAT TRICK: Brian Rolston, Nov. 5, 2005 (Minnesota 3 @ Sharks 1)
LAST SHARKS PENALTY SHOT: Andrew Desjardins (Unsuccessful: Niklas Backstrom), Mar. 23, 2013 (Sharks 0 @ Minnesota 2)
LAST MINNESOTA PENALTY SHOT: James Shepard (Unsuccessful: Evgeni Nabokov), Apr. 2, 2010 (Sharks 3 @ Minnesota 2)

ALL-TIME SAN JOSE VS. MINNESOTA:

VS MINNESOTA	W	L	T	OL
SJ ALL-TIME Record	32	16	2	6
SJ HOME	19	7	1	2
SJ ROAD	13	9	1	4

2015-16 RESULTS

DATE	SITE	W	L	OT	SJ	OPP
12/12/2015	H	0	1	0	0	2
1/23/2016	H	1	0	0	4	3
4/5/2016	A	1	0	0	3	0

2015-16 WILD LEADERS

GOALS	Zach Parise, 25
ASSISTS	Ryan Suter, 43
POINTS	Mikko Koivu, 56
SHOTS	Zach Parise, 234
GAA	Devan Dubnyk, 2.33
WINS	Devan Dubnyk, 32
SHUTOUTS	Devan Dubnyk, 5
SAVE %	Devan Dubnyk, 0.918
RECORD	38-33-11, 87 pts. 5th/Central Division 8th/Western Conference

2016 PLAYOFFS

WESTERN FIRST ROUND: Lost to Dallas, 4-2

NOTES

- On March 5, 2009, the Sharks had no penalties for the entire game, the third time that has happened in franchise history (first time at home).
- On Jan. 10, 2012, Patrick Marleau recorded his 800th NHL point, assisting on Dan Boyle's goal, in a 5-4 SO loss to the Wild.
- On Jan. 25, 2014, Joe Thornton scored twice, including the overtime, game-winning goal, while Patrick Marleau scored as well to help push the Sharks winning streak to six games. Thornton and Marleau provided the Sharks offense just one day after each signing three-year contract extensions.
- On Oct. 30, 2014, Mirco Mueller scored his first career NHL goal in a 4-3 loss in Minnesota.
- On Apr. 5, 2016, Patrick Marleau (2 goals) and Logan Couture (1 goal, 1 assist) each tallied two points as James Reimer made 29 saves in a 3-0 shutout of the Wild. The win set a Sharks franchise record for most road wins in a single season (28).



MONTREAL CANADIENS

BELL CENTRE

1909 avenue des Canadiens-de-Montreal
Montreal, Quebec H3B 5E8
Phone: 514-932-2582
Fax: 514-932-8285

PRACTICE FACILITY

Bell Sports Complex
8000 Blvd Leduc
Brossard, Quebec J4Y 0E9
Phone: 450-926-2887 #224
Fax: 450-926-2885

AHL AFFILIATE

St. John's Icecaps



Brendan Gallagher

G.M.: Marc Bergevin

Coach: Michel Therrien

P.R.: Donald Beauchamp,
Dominick Saillant, Francois
Marchand, Sylvie Lambert,
Carl Lavigne

Press Box: 514-989-2872

FAST FACTS

LAST SHARKS WIN: Feb. 29, 2016 (Montreal 2 @ Sharks 6)
LAST MONTREAL WIN: Mar. 21, 2015 (Sharks 0 @ Montreal 2)
LAST SHARKS SHUTOUT: Mar. 2, 2015 (Montreal 0 @ Sharks 4) (Alex Stalock)
LAST MONTREAL SHUTOUT: Mar. 21, 2015 (Sharks 0 @ Montreal 2) (Carey Price)
LAST SHARKS WIN AT HOME: Feb. 29, 2016 (Montreal 2 @ Sharks 6)
LAST MONTREAL WIN AT HOME: Mar. 21, 2015 (Sharks 0 @ Montreal 2)
LAST SHARKS WIN AT MONTREAL: Dec. 15, 2015 (Sharks 3 @ Montreal 1)
LAST MONTREAL WIN AT SHARKS: Nov. 23, 1999 (Montreal 3 @ Sharks 2 OT)
LAST SHARKS OVERTIME WIN AT HOME: Nov. 2, 1996 (Montreal 3 @ Sharks 4 OT)
LAST MONTREAL OVERTIME WIN AT HOME: None
LAST SHARKS OVERTIME WIN AT MONTREAL: None
LAST MONTREAL OVERTIME WIN AT SHARKS: Nov. 23, 1999 (Montreal 3 @ Sharks 2 OT)
LAST SHARKS SHOOTOUT WIN: Dec. 1, 2011 (Montreal 3 @ Sharks 4 SO)
LAST SHARKS SHOOTOUT LOSS: None
MOST GOALS BY SHARKS: 7, Feb. 26, 1996 (Montreal 4 @ Sharks 7)
MOST GOALS BY MONTREAL: 8, Oct. 21, 1992 (Sharks 4 @ Montreal 8)
MOST GOALS BY BOTH TEAMS: 12, Oct. 21, 1992 (Sharks 4 @ Montreal 8)
LAST SHARKS HAT TRICK: None
LAST MONTREAL HAT TRICK: Stephane LeBeau, Feb. 12, 1992 (Sharks 1 @ Montreal 6)
LAST SHARKS PENALTY SHOT: Dan Boyle (Unsuccessful: Carey Price), Mar. 4, 2010 (Montreal 2 @ Sharks 3)
LAST MONTREAL PENALTY SHOT: None

ALL-TIME SAN JOSE VS. MONTREAL:

VS MONTREAL	W	L	T	OL
SJ ALL-TIME Record	15	14	4	1
SJ HOME	11	3	2	1
SJ ROAD	4	11	2	0

2015-16 RESULTS

DATE	SITE	W	L	OT	SJ	OPP
12/15/2015	A	1	0	0	3	1
2/29/2016	H	1	0	0	6	2

2015-16 CANADIENS LEADERS

GOALS

Max Pacioretty & Alex Galchenyuk, 30

ASSISTS

P.K. Subban, 45

POINTS

Max Pacioretty, 64

SHOTS

Max Pacioretty, 303

GAA

Mike Condon, 2.71

WINS

Mike Condon, 21

SHUTOUTS

Carey Price, 2

SAVE %

Mike Condon, .903

RECORD

38-38-6, 82 pts.
6th/Atlantic Division
13th/Eastern Conference

2015 PLAYOFFS

EASTERN FIRST ROUND: Defeated Ottawa, 4-2

EASTERN SECOND ROUND: Lost to Tampa Bay, 4-2

NOTES

- On Jan. 27, 2002, Sergei Berezin scored Montreal's second goal, the 10,000th home goal for the Canadiens.
- On Jan. 14, 2006, the Sharks lost a 6-2 decision to the Canadiens, the only Eastern Conference opponent to defeat the Sharks in 2005-06.
- On Mar. 8, 2014, Antti Niemi became the first goaltender since Martin Biron (2001-02) to shut out the Canadiens twice in one season.
- On Mar. 2, 2015, the Sharks shutout the Canadiens for the third consecutive game in a row dating back to the 2013-14 season, winning 4-0.
- On Feb. 29, 2016, Joe Thornton, Brent Burns (recorded his 400th NHL point) and Joe Pavelski all had three point nights in a 6-2 thumping of the Canadiens.



2016-17 SAN JOSE SHARKS MEDIA GUIDE



NASHVILLE PREDATORS

BRIDGESTONE ARENA

501 Broadway
Nashville, Tenn. 37203
Phone: 615-770-2300
Fax: 615-770-2309

PRACTICE FACILITY

Centennial Sportsplex
222 25th Avenue North
Nashville, Tenn. 37203
Phone: 615-862-8480

AHL AFFILIATE

Milwaukee Admirals



Roman Josi

G.M.: David Poile
Coach: Peter Laviolette
P.R.: Kevin Wilson, Brian Verdi, Natalie Aronson, Brooks Bratten
Press Box: 615-770-2165

FAST FACTS

LAST SHARKS WIN: Apr. 2, 2016 (Sharks 3 @ Nashville 2 SO)
LAST NASHVILLE WIN: Feb. 6, 2016 (Sharks 2 @ Nashville 6)
LAST SHARKS SHUTOUT: Mar. 12, 2015 (Nashville 0 @ Sharks 2) (Antti Niemi)

LAST NASHVILLE SHUTOUT: Apr. 5, 2014 (Nashville 3 @ Sharks 0) (Carter Hutton)

LAST SHARKS WIN AT HOME: Mar. 12, 2015 (Nashville 0 @ Sharks 2)

LAST NASHVILLE WIN AT HOME: Feb. 6, 2016 (Sharks 2 @ Nashville 6)

LAST SHARKS WIN AT NASHVILLE: Apr. 2, 2016 (Sharks 3 @ Nashville 2 SO)

LAST NASHVILLE WIN AT SHARKS: Oct. 28, 2015 (Nashville 2 @ Sharks 1)

LAST SHARKS OVERTIME WIN AT HOME: Mar. 8, 2011 (Nashville 2 @ Sharks 3 OT)

LAST NASHVILLE OVERTIME WIN AT HOME: Feb. 12, 2013 (Sharks 0 @ Nashville 1 OT)

LAST SHARKS OVERTIME WIN AT NASHVILLE: Apr. 2, 2016 (Sharks 3 @ Nashville 2 SO)

LAST NASHVILLE OVERTIME WIN AT SHARKS: Nov. 5, 2011 (Nashville 4 @ Sharks 3 OT)

LAST SHARKS SHOOTOUT WIN: Apr. 2, 2016 (Sharks 3 @ Nashville 2 SO)

LAST SHARKS SHOOTOUT LOSS: Feb. 2, 2013 (Nashville 2 @ Sharks 1 SO)

MOST GOALS BY SHARKS: 8, Mar. 11, 2010 (Nashville 5 @ Sharks 8)

MOST GOALS BY NASHVILLE: 7, Feb. 18, 2004 (Sharks 3 @ Nashville 7)

MOST GOALS BY BOTH TEAMS: 13, Mar. 11, 2010 (Nashville 5 @ Sharks 8)

LAST SHARKS HAT TRICK: Jonathan Cheechoo, Feb. 9, 2008 (Nashville 3 @ Sharks 4)

LAST NASHVILLE HAT TRICK: Steve Sullivan, Feb. 18, 2004 (Sharks 3 @ Nashville 7)

LAST SHARKS PENALTY SHOT: None

LAST NASHVILLE PENALTY SHOT: Martin Erat (Unsuccessful: Evgeni Nabokov), Feb. 28, 2007 (Nashville 4 @ Sharks 3 SO)

ALL-TIME SAN JOSE VS. NASHVILLE:

VS NASHVILLE	W	L	T	OL
SJ ALL-TIME Record	32	24	2	6
SJ HOME	19	8	1	4
SJ ROAD	13	16	1	2

2015-16 RESULTS

DATE	SITE	W	L	OT	SJ	OPP
10/28/2015	H	0	1	0	1	2
2/6/2016	A	0	1	0	2	6
4/2/2016	A	1	0	0	3	2

2015-16 PREDATORS LEADERS

GOALS	Filip Forsberg, 33
ASSISTS	Roman Josi, 47
POINTS	Filip Forsberg, 64
SHOTS	James Neal, 268
GAA	Pekka Rinne, 2.48
WINS	Pekka Rinne, 34
SHUTOUTS	Pekka Rinne, 4
SAVE %	Pekka Rinne, 0.908
RECORD	41-27-14, 96 pts. 4th/Central Division 7th/Western Conference

2016 PLAYOFFS

WESTERN FIRST ROUND: Defeated Anaheim, 4-3
WESTERN SECOND ROUND: Lost to San Jose, 4-3

NOTES

- On Nov. 10, 1998, Mike Rathje scored the first Sharks goal in team history against Nashville.
- On Oct. 24, 2002, Jonathan Cheechoo scored his first NHL goal - the game-winner - in a 2-1 victory.
- On Feb. 9, 2008, Ron Wilson coached his 500th victory of his career and Jeremy Roenick played in his 1,300th NHL game.
- Nov. 11, 2008 at HP Pavilion: The Sharks set a franchise record for shots in a game with 57.
- On March 11, 2010, the Sharks tied a franchise record by scoring six goals in the third period in an 8-5 win. Joe Pavelski tied a franchise record with four points in the third period.
- On March 8, 2011, Patrick Marleau became the first Shark to record three, overtime-winning goals in the same season with his game-winner in a 3-2 decision.
- Mar. 2, 2013, Joe Thornton scored his 1,100th career point, assisting on power play goals by Dan Boyle and Joe Pavelski, in a 2-1 regulation victory.



NEW JERSEY DEVILS

PRUDENTIAL CENTER

25 Lafayette Street
Newark, N.J. 07102
Phone: 973-757-6100
Fax: 973-757-6399

PRACTICE FACILITY

Barnabas Health Hockey
House at Prudential Center
25 Lafayette Street
Newark, N.J. 07102
Phone: 973-757-6100
Fax: 973-757-6399

AHL AFFILIATE

Albany Devils



Cory Schneider

G.M.: Ray Shero
Coach: John Hynes
P.R.: Pete Albiezt, James Stolfi
Press Box: 973-757-2913, 973-757-6595

FAST FACTS

LAST SHARKS WIN: Oct. 16, 2015 (Sharks 2 @ New Jersey 1 SO)
LAST NEW JERSEY WIN: Mar. 10, 2016 (New Jersey 3 @ Sharks 0)
LAST SHARKS SHUTOUT: Nov. 25, 2006 (New Jersey 0 @ Sharks 2) (Evgeni Nabokov)
LAST NEW JERSEY SHUTOUT: Mar. 10, 2016 (New Jersey 3 @ Sharks 0) (Keith Kinkaid)
LAST SHARKS WIN AT HOME: Nov. 23, 2013 (New Jersey 1 @ Sharks 2)
LAST NEW JERSEY WIN AT HOME: Feb. 11, 2011 (Sharks 1 @ New Jersey 2)
LAST SHARKS WIN AT NEW JERSEY: Oct. 16, 2015 (Sharks 2 @ New Jersey 1 SO)
LAST NEW JERSEY WIN AT SHARKS: Mar. 10, 2016 (New Jersey 3 @ Sharks 0)
LAST SHARKS OVERTIME WIN AT HOME: Nov. 28, 1999 (New Jersey 3 @ Sharks 4 OT)
LAST NEW JERSEY OVERTIME WIN AT HOME: Nov. 5, 2003 (Sharks 2 @ New Jersey 3 OT)
LAST SHARKS OVERTIME WIN AT NEW JERSEY: None
LAST NEW JERSEY OVERTIME WIN AT SHARKS: Jan. 22, 2003 (New Jersey 5 @ Sharks 4 OT)
LAST SHARKS SHOOTOUT WIN: Oct. 16, 2015 (Sharks 2 @ New Jersey 1 SO)
LAST SHARKS SHOOTOUT LOSS: None
MOST GOALS BY SHARKS: 5, 2 times, MR, Oct. 27, 2010 (New Jersey @ Sharks 5)
MOST GOALS BY NEW JERSEY: 9, Oct. 26, 1991 (Sharks 0 @ New Jersey 9)
MOST GOALS BY BOTH TEAMS: 11, Feb. 15, 2009 (Sharks 5 @ New Jersey 6)
LAST SHARKS HAT TRICK: Joe Thornton, Oct. 27, 2010 (New Jersey 2 @ Sharks 5)
LAST NEW JERSEY HAT TRICK: Patrick Elias, Oct. 18, 2001 (Sharks 1 @ New Jersey 6)
LAST SHARKS PENALTY SHOT: Patrick Marleau (Unsuccessful: Cory Schneider), Oct. 16, 2015 (Sharks 2 @ New Jersey 1 SO)
LAST NEW JERSEY PENALTY SHOT: Zach Parise (Successful: Antti Niemi), Oct. 21, 2011 (Sharks 4 @ New Jersey 3 SO)

ALL-TIME SAN JOSE VS. NEW JERSEY:

VS NEW JERSEY	W	L	T	OL
SJ ALL-TIME Record	14	17	2	2
SJ HOME	6	8	1	1
SJ ROAD	8	9	1	1

2015-16 RESULTS

DATE	SITE	W	L	OT	SJ	OPP
10/16/2015	A	1	0	0	2	1
3/10/2016	H	0	1	0	0	3

2015-16 DEVILS LEADERS

GOALS Kyle Palmieri & Adam Henrique, 30
ASSISTS Travis Zajac, 28
POINTS Kyle Palmieri, 57
SHOTS Kyle Palmieri, 222
GAA Cory Schneider, 2.15
WINS Cory Schneider, 27
SHUTOUTS Cory Schneider, 4
SAVE % Cory Schneider, 0.924
RECORD 38-36-8, 84 pts.
7th/Metropolitan Division
12th/Eastern Conference

2016 PLAYOFFS

Did not qualify

NOTES

- Joe Thornton has 44 points (18-26-44) in 36 games vs. New Jersey.
- On Nov. 25, 2006, the Sharks shutout the Devils for the first time in 23 meetings behind goals from Joe Thornton and Mike Grier. Evgeni Nabokov had 24 saves for the shutout.
- On Oct. 27, 2010, Joe Thornton had a hat trick and a career-high five points in a 5-2 Sharks win.
- On October 21, 2011, Joe Thornton recorded a goal and an assist in his 1,000th career NHL game in the Sharks 4-3 shootout win.
- On Jan. 19, 2015, Joe Thornton tied Niklas Lidstrom for 21st place on the NHL's All-Time Assist List and surpassed Norm Ullman to take sole possession of 38th place on the NHL's All-Time Points List.



NEW YORK ISLANDERS

BARCLAYS CENTER

620 Atlantic Ave.
Brooklyn, NY 11217
Phone: (917) 618-6100

PRACTICE FACILITY

Northwell Health Ice Center
200 Merrick Avenue
East Meadow, NY 11554
Phone: 516-501-6700

AHL AFFILIATE

Bridgeport Sound Tigers

**Brock Nelson**

G.M.: Garth Snow

Coach: Jack Capuano

P.R.: Kimber Auerbach, Jesse Eisenberg, Kelly Keogh

Press Box: 516-501-6792

FAST FACTS

LAST SHARKS WIN: Nov. 1, 2014 (Islanders 1 @ Sharks 3)
LAST ISLANDERS WIN: Nov. 10, 2015 (Islanders 4 @ Sharks 2)
LAST SHARKS SHUTOUT: Oct. 7, 2006 (Islanders 0 @ Sharks 2) (Evgeni Nabokov)
LAST ISLANDERS SHUTOUT: Feb. 19, 2003 (Sharks 0 @ Islanders 3) (Garth Snow)
LAST SHARKS WIN AT HOME: Nov. 1, 2014 (Islanders 1 @ Sharks 3)
LAST ISLANDERS WIN AT HOME: Oct. 17, 2015 (Sharks 3 @ Islanders 6)
LAST SHARKS WIN AT ISLANDERS: Mar. 14, 2014 (Sharks 4 @ Islanders 3)
LAST ISLANDERS WIN AT SHARKS: Nov. 10, 2015 (Islanders 4 @ Sharks 2)
LAST SHARKS OVERTIME WIN AT HOME: None
LAST ISLANDERS OVERTIME WIN AT HOME: None
LAST SHARKS OVERTIME WIN AT ISLANDERS: Oct. 29, 2011 (Sharks 3 @ Islanders 2 OT)
LAST ISLANDERS OVERTIME WIN AT SHARKS: Jan. 29, 2000 (Islanders 3 @ Sharks 2 OT)
LAST SHARKS SHOOTOUT WIN: Nov. 11, 2009 (Islanders 1 @ Sharks 2 SO)
LAST SHARKS SHOOTOUT LOSS: Oct. 16, 2014 (Sharks 3 @ Islanders 4 SO)
MOST GOALS BY SHARKS: 5, 3 times, MR, Jan. 3, 2009 (Islanders 3 @ Sharks 5)
MOST GOALS BY ISLANDERS: 8, Oct. 29, 1991 (Sharks 4 @ Islanders 8)
MOST GOALS BY BOTH TEAMS: 12, Oct. 29, 1991 (Sharks 4 @ Islanders 8)
LAST SHARKS HAT TRICK: None
LAST ISLANDERS HAT TRICK: Zigmund Palffy, Oct. 16, 1997 (Islanders 5 @ Sharks 2)
LAST SHARKS PENALTY SHOT: None
LAST ISLANDERS PENALTY SHOT: Mikhail Grabovski (Unsuccessful: Alex Stalock), Oct. 17, 2016 (Sharks 3 @ Islanders 6)

ALL-TIME SAN JOSE VS. NEW YORK:

VS NEW YORK	W	L	T	OL
SJ ALL-TIME Record	16	13	3	3
SJ HOME	9	6	1	2
SJ ROAD	7	7	2	1

2015-16 RESULTS

DATE	SITE	W	L	OT	SJ	OPP
10/17/2015	A	0	1	0	3	6
11/10/2015	H	0	1	0	2	4

2015-16 ISLANDERS LEADERS

GOALS	John Tavares, 33
ASSISTS	Kyle Okposo, 42
POINTS	John Tavares, 70
SHOTS	John Tavares, 250
GAA	Jaroslav Halak, 2.30
WINS	Thomas Greiss, 23
SHUTOUTS	Jaroslav Halak, 23
SAVE %	Thomas Greiss, 0.925
RECORD	45-27-10, 100 pts. 4th/Metropolitan Division 5th/Eastern Conference

2016 PLAYOFFS

EASTERN FIRST ROUND: Defeated Florida, 4-2

EASTERN SECOND ROUND: Lost to Tampa Bay, 4-1

NOTES

- The Sharks are 12-3-1-2 in the last 18 meetings with the Islanders
- The Sharks have seen 10 different Islanders goaltenders in the last 14 meetings...
- On October 17, 2009, Evgeni Nabokov appeared in his 500th career game and earned the win, stopping 31 shots. Ryan Vesce scored his first NHL goal which proved to be the game winner.
- On Mar 14, 2014, the Sharks avoided taking any penalties in a 4-3 win over the Islanders.
- On Oct. 17, 2015, Nikolay Goldobin scored his first NHL goal and Dylan DeMelo made his NHL debut in a 6-3 loss.



NEW YORK RANGERS

MADISON SQUARE GARDEN

14th Floor, Two Pennsylvania Plaza
New York, N.Y. 10121
Phone: 212-465-6486
Fax: 212-465-6494

PRACTICE FACILITY

MSG Training Center
711 Old Saw Mill River Road
Tarrytown, N.Y. 10591

AHL AFFILIATE

Hartford Wolf Pack



Mats Zuccarello

G.M.: Jeff Gorton
Coach: Alain Vigneault
P.R.: John Rosasco, Ryan Nissan, Lindsay Hayes, Michael Rappaport
Press Box: 212-465-6761

FAST FACTS

LAST SHARKS WIN: Mar. 20, 2016 (Rangers 1 @ Sharks 4)
LAST RANGERS WIN: Oct. 19, 2015 (Sharks 0 @ Rangers 4)
LAST SHARKS SHUTOUT: Mar. 16, 2014 (Sharks 1 @ Rangers 0) (Antti Niemi)
LAST RANGERS SHUTOUT: Oct. 19, 2015 (Sharks 0 @ Rangers 4) (Antti Raanta)
LAST SHARKS WIN AT HOME: Oct. 8, 2013 (Rangers 2 @ Sharks 9)
LAST RANGERS WIN AT HOME: Oct. 19, 2015 (Sharks 0 @ Rangers 4)
LAST SHARKS WIN AT RANGERS: Mar. 16, 2014 (Sharks 1 @ Rangers 0)
LAST RANGERS WIN AT SHARKS: Jan. 10, 2015 (Rangers 1 @ Sharks 3)
LAST SHARKS OVERTIME WIN AT HOME: None
LAST RANGERS OVERTIME WIN AT HOME: Dec. 16, 2002 (Sharks 1 @ Rangers 2 OT)
LAST SHARKS OVERTIME WIN AT RANGERS: None
LAST RANGERS OVERTIME WIN AT SHARKS: None
LAST SHARKS SHOOTOUT WIN: None
LAST SHARKS SHOOTOUT LOSS: Mar. 12, 2011 (Rangers 3 @ Sharks 2 SO)
MOST GOALS BY SHARKS: 7, Oct. 19, 2009 (Sharks 7 @ Rangers 3)
MOST GOALS BY RANGERS: 8, 2 times, MR, Jan. 25, 1994 (Rangers 8 @ Sharks 3)
MOST GOALS BY BOTH TEAMS: 11, 2 times, MR, Jan. 10, 1996 (Sharks 4 @ Rangers 7)
LAST SHARKS HAT TRICK: Tomas Hertl, Oct. 8, 2013 (Rangers 2 @ Sharks 9)
LAST RANGERS HAT TRICK: None
LAST SHARKS PENALTY SHOT: Patrick Marleau (Successful: Dan Blackburn), Nov. 11, 2002 (Rangers 5 @ Sharks 4)
LAST RANGERS PENALTY SHOT: None

ALL-TIME SAN JOSE VS. NEW YORK:

VS NEW YORK	W	L	T	OL
SJ ALL-TIME Record	9	21	3	2
SJ HOME	5	11	2	1
SJ ROAD	4	10	1	1

2015-16 RESULTS

DATE	SITE	W	L	OT	SJ	OPP
10/19/2015	A	0	1	0	0	4
3/19/2016	H	1	0	0	4	1

2015-16 RANGERS LEADERS

GOALS	Derick Brassard, 27
ASSISTS	Keith Yandle, 42
POINTS	Mats Zuccarello, 61
SHOTS	Derek Stepan, 192
GAA	Henrik Lundqvist, 2.48
WINS	Henrik Lundqvist, 35
SHUTOUTS	Henrik Lundqvist, 4
SAVE %	Henrik Lundqvist, 0.920
RECORD	46-27-9, 101 pts. 3rd/Metropolitan Division 4th/Eastern Conference

2016 PLAYOFFS

EASTERN FIRST ROUND: Lost to Pittsburgh, 4-1

NOTES

- On Feb. 17, 2008, Joe Thornton recorded his 500th assist of his career.
- On Nov. 11, 2002, Patrick Marleau scored on his first career penalty shot attempt in a 5-4 loss at San Jose against goaltender Dan Blackburn.
- On Oct. 8, 2013, buoyed by a four-goal performance by rookie forward Tomas Hertl, the Sharks routed New York 9-2 to break the nine-goal barrier for only the sixth time in franchise history. Hertl's four goals led him to become the fourth-youngest player in NHL history to score four or more goals and tied the franchise record of most goals in a single game (Owen Nolan, 12/19/95 @ Anaheim). Along with Hertl's performance, Sharks forward Matt Nieto registered his first NHL point and goal, finishing with three points (1-2=3) and Jason Demers set a career high in points and assists (0-3=3).
- On Jan. 10, 2015, Melker Karlsson tied the Sharks franchise record for consecutive games goal-scoring streak for rookies set by Jeff Friesen during the 1994-95 season with 5 goals in as many games played.
- On Mar. 20, 2016, The Sharks bombarded Henrik Lundqvist with a season-high 52 shots and Tomas Hertl set a career-high with three assists as San Jose routed New York 4-1.

OTTAWA
SENATORS

CANADIAN TIRE CENTRE

1000 Palladium Drive
Ottawa, Ontario K2V 1A5
Phone: 613-599-0250
Fax: 613-599-5562

PRACTICE FACILITY

Sensplex
1565 Maple Grove Road
Ottawa, Ontario K2V 1A3
Phone: 613-599-0363

AHL AFFILIATE

Binghamton Senators



Mike Hoffman

G.M.: Pierre Dorion
Coach: Guy Boucher
P.R.: Brian Morris, Chris Moore
Press Box: 613-599-0436

FAST FACTS

LAST SHARKS WIN: Oct. 27, 2013 (Sharks 5 @ Ottawa 2)
LAST OTTAWA WIN: Jan. 18, 2016 (Ottawa 4 @ Sharks 3 (SO))
LAST SHARKS SHUTOUT: Dec. 2, 2010 (Sharks 4 @ Ottawa 0) (Antti Niemi)
LAST OTTAWA SHUTOUT: Oct. 7, 1997 (Ottawa 1 @ Sharks 0) (Damien Rhodes)
LAST SHARKS WIN AT HOME: Oct. 12, 2013 (Ottawa 2 @ Sharks 3)
LAST OTTAWA WIN AT HOME: Dec. 18, 2015 (Sharks 2 @ Ottawa 4)
LAST SHARKS WIN AT OTTAWA: Oct. 27, 2013 (Sharks 5 @ Ottawa 2)
LAST OTTAWA WIN AT SHARKS: Feb. 28, 2015 (Ottawa 4 @ Sharks 3 SO)
LAST SHARKS OVERTIME WIN AT HOME: Mar. 5, 2008 (Ottawa 2 @ Sharks 3 OT)
LAST OTTAWA OVERTIME WIN AT HOME: None
LAST SHARKS OVERTIME WIN AT OTTAWA: None
LAST OTTAWA OVERTIME WIN AT SHARKS: Feb. 28, 2015 (Ottawa 4 @ Sharks 3 SO)
LAST SHARKS SHOOTOUT WIN: None
LAST SHARKS SHOOTOUT LOSS: Jan. 18, 2016 (Ottawa 4 @ Sharks 3 SO)
MOST GOALS BY SHARKS: 5, 3 times, MR, Oct. 27, 2013 (Sharks 5 @ Ottawa 2)
MOST GOALS BY OTTAWA: 9, Dec. 19, 2002 (Sharks 3 @ Ottawa 9)
MOST GOALS BY BOTH TEAMS: 12, Dec. 19, 2002 (Sharks 3 @ Ottawa 9)
LAST SHARKS HAT TRICK: None
LAST OTTAWA HAT TRICK: Daniel Alfredsson, Mar. 1, 2001 (Sharks 4 @ Ottawa 8)
LAST SHARKS PENALTY SHOT: None
LAST OTTAWA PENALTY SHOT: Zack Smith (Successful: Alex Stalock), Jan. 18, 2016 (Ottawa 4 @ Sharks 3 SO)

ALL-TIME SAN JOSE VS. OTTAWA:

VS OTTAWA	W	L	T	OL
SJ ALL-TIME Record	13	12	4	1
SJ HOME	8	6	0	1
SJ ROAD	5	6	4	0

2015-16 RESULTS

DATE	SITE	W	L	OT	SJ	OPP
12/18/2015	A	0	1	0	2	4
1/18/2016	H	0	0	1	3	4

2015-16 SENATORS LEADERS

GOALS	Mike Hoffman, 29
ASSISTS	Erik Karlsson, 66
POINTS	Erik Karlsson, 82
SHOTS	Erik Karlsson, 248
GAA	Craig Anderson, 2.78
WINS	Craig Anderson, 31
SHUTOUTS	Craig Anderson, 4
SAVE %	Craig Anderson, 0.916
RECORD	38-35-9, 85 pts. 5th/Atlantic Division 11th/Eastern Conference

2016 PLAYOFFS

Did not qualify

NOTES

- On Dec. 19, 2002, Mike Ricci played in his 900th career NHL game.
- On Dec. 1, 2009, Patrick Marleau played in his 900th career game and scored two goals, including the game-winner, in a 5-2 win.
- On Dec. 2, 2010, Justin Braun scored his first NHL goal.
- On Oct. 12, 2013, Tomas Hertl became the first player to seven goals in his first five NHL games since the Edmonton Oilers' Blair McDonald did it in 1979-80.
- On Oct. 27, 2013, goaltender Alex Stalock made 38 saves and earned the victory in his first career NHL start.
- On Jan. 18, 2016, Joe Thornton passed Stan Mikita for 17th place on the all-time NHL assist list but the Sharks dropped a 4-3 decision to the Senators in the first game ever decided in a shootout between the two teams.



PHILADELPHIA FLYERS

WELLS FARGO CENTER

3601 S. Broad St.
Philadelphia, Pa. 19148
Phone: 215-465-4500
Fax: 215-218-7837

PRACTICE FACILITY

The Virtua Center
Flyers Skate Zone
601 Laurel Oak Road
Voorhees, N.J. 08043
Phone: 856-309-4444

AHL AFFILIATE

Lehigh Valley Phantoms



Jakub Voracek

President: Paul Holmgren

G.M.: Ron Hextall

Coach: Dave Hakstol

P.R.: Zack Hill, Joe Sivilie,
Brian Smith

Press Box: 215-336-3600
x 2115

FAST FACTS

LAST SHARKS WIN: Dec. 30, 2015 (Philadelphia 2 @ Sharks 4)

LAST PHILADELPHIA WIN: Feb. 3, 2014 (Philadelphia 5 @ Sharks 2)

LAST SHARKS SHUTOUT: Nov. 19, 2015 (Sharks 1 @ Philadelphia 0 OT) (Martin Jones)

LAST PHILADELPHIA SHUTOUT: Oct. 16, 2003 (Philadelphia 0 @ Sharks 0) (Jeff Hackett)

LAST SHARKS WIN AT HOME: Dec. 30, 2015 (Philadelphia 2 @ Sharks 4)

LAST PHILADELPHIA WIN AT HOME: Dec. 21, 2000 (Sharks 3 @ Philadelphia 4)

LAST SHARKS WIN AT PHILADELPHIA: Nov. 19, 2015 (Sharks 1 @ Philadelphia 0 OT)

LAST PHILADELPHIA WIN AT SHARKS: Feb. 3, 2014 (Philadelphia 5 @ Sharks 2)

LAST SHARKS OVERTIME WIN AT HOME: Oct. 18, 2008 (Philadelphia 4 @ Sharks 5 OT)

LAST PHILADELPHIA OVERTIME WIN AT HOME: None

LAST SHARKS OVERTIME WIN AT PHILADELPHIA: Nov. 19, 2015 (Sharks 1 @ Philadelphia 0 OT)0

LAST PHILADELPHIA OVERTIME WIN AT SHARKS: Oct. 13, 1997 (Philadelphia 3 @ Sharks 2 OT)

LAST SHARKS SHOOTOUT WIN: Mar. 28, 2015 (Sharks 3 @ Philadelphia 2 SO)

LAST SHARKS SHOOTOUT LOSS: None

MOST GOALS BY SHARKS: 7, 2 times, MR, Feb. 27, 2014 (Sharks 7 @ Philadelphia 3)

MOST GOALS BY PHILADELPHIA: 8, Mar. 17, 1996 (Sharks 2 @ Philadelphia 8)

MOST GOALS BY BOTH TEAMS: 13, Oct. 22, 2008 (Sharks 7 @ Philadelphia 6 SO)

LAST SHARKS HAT TRICK: Joe Pavelski, Feb. 27, 2014 (Sharks 7 @ Philadelphia 3)

LAST PHILADELPHIA HAT TRICK: John LeClair, Mar. 17, 1996 (Sharks 2 @ Philadelphia 8)

LAST SHARKS PENALTY SHOT: None

LAST PHILADELPHIA PENALTY SHOT: None

ALL-TIME SAN JOSE VS. PHILADELPHIA:

VS PHILADELPHIA	W	L	T	OL
SJ ALL-TIME Record	19	14	4	0
SJ HOME	9	8	2	0
SJ ROAD	10	6	2	0

2015-16 RESULTS

DATE	SITE	W	L	OT	SJ	OPP
11/19/2015	A	1	0	0	1	0
12/30/2015	H	1	0	0	4	2

2015-16 FLYERS LEADERS

GOALS	Wayne Simmonds, 32
ASSISTS	Claude Giroux, 45
POINTS	Claude Giroux, 67
SHOTS	Claude Giroux, 241
GAA	Steve Mason, 2.51
WINS	Steve Mason, 23
SHUTOUTS	Steve Mason, 4
SAVE %	Steve Mason, 0.918
RECORD	41-27-14, 96 pts. 5th/Metropolitan Division 7th/Eastern Conference

2016 PLAYOFFS

EASTERN FIRST ROUND: Lost to Washington, 4-2

NOTES

- On Oct. 22, 2008, the Sharks scored a franchise record four goals in the first period at Philadelphia.
- On Feb. 3, 2014, Matt Nieto had his first career two-goal game, scoring twice in the first period, but San Jose surrendered four goals in the third and final frame in a 5-2 loss to the Flyers.
- On Feb. 27, 2014, Joe Pavelski recorded his second hat trick of the season, the second of his career, while Logan Couture and Raffi Torres each tallied two goals in their return to the lineup from injury in a 7-3 Sharks win.
- On Nov. 19, 2015, Melker Karlsson scored the game-winning goal in overtime, Martin Jones made 34 saves and San Jose won their eighth straight game on Philadelphia ice in a 1-0 shutout of the Flyers.



2016-17 SAN JOSE SHARKS MEDIA GUIDE



PITTSBURGH PENGUINS

CONSOL ENERGY CENTER

1001 Fifth Avenue
Pittsburgh, PA 15219
Phone: 412-642-1300

PRACTICE FACILITY

UPMC Lemieux
Sports Complex
8000 Cranberry Springs Dr
Cranberry Township, PA
16066
Phone: 724-900-2799

AHL AFFILIATE

Wilkes-Barre/Scranton
Penguins



Phil Kessel

G.M.: Jim Rutherford

Coach: Mike Sullivan

P.R.: Jennifer Bullano, Jason
Seidling

FAST FACTS

LAST SHARKS WIN: Nov. 21, 2015 (Sharks 3 @ Pittsburgh 1)
LAST PITTSBURGH WIN: Dec. 1, 2015 (Pittsburgh 5 @ Sharks 1)
LAST SHARKS SHUTOUT: Nov. 7, 2009 (Pittsburgh 0 @ Sharks 5) (Evgeni Nabokov)
LAST PITTSBURGH SHUTOUT: Dec. 13, 1996 (Pittsburgh 4 @ Sharks 0) (Patrick Lalime)
LAST SHARKS WIN AT HOME: Mar. 9, 2015 (Pittsburgh 1 @ Sharks 2 SO)
LAST PITTSBURGH WIN AT HOME: Mar. 29, 2015 (Sharks 2 @ Pittsburgh 3 SO)
LAST SHARKS WIN AT PITTSBURGH: Nov. 21, 2015 (Sharks 3 @ Pittsburgh 1)
LAST PITTSBURGH WIN AT SHARKS: Dec. 1, 2015 (Pittsburgh 5 @ Sharks 1)
LAST SHARKS OVERTIME WIN AT HOME: None
LAST PITTSBURGH OVERTIME WIN AT HOME: None
LAST SHARKS OVERTIME WIN AT PITTSBURGH: Feb. 23, 2011 (Sharks 3 @ Pittsburgh 2 OT)
LAST PITTSBURGH OVERTIME WIN AT SHARKS: None
LAST SHARKS SHOOTOUT WIN: Mar. 9, 2015 (Pittsburgh 1 @ Sharks 2 SO)
LAST SHARKS SHOOTOUT LOSS: Mar. 29, 2015 (Sharks 2 @ Pittsburgh 3 SO)
MOST GOALS BY SHARKS: 10, Jan. 13, 1996 (Sharks 10 @ Pittsburgh 8)
MOST GOALS BY PITTSBURGH: 10, Dec. 17, 1991 (Sharks 2 @ Pittsburgh 10)
MOST GOALS BY BOTH TEAMS: 18, Jan. 13, 1996 (Sharks 10 @ Pittsburgh 8)
LAST SHARKS HAT TRICK: Ray Sheppard, Jan. 13, 1996 (Sharks 10 @ Pittsburgh 8)
LAST PITTSBURGH HAT TRICK: Ron Francis, Nov. 10, 1995 (Pittsburgh 9 @ Sharks 1)
LAST SHARKS PENALTY SHOT: None
LAST PITTSBURGH PENALTY SHOT: Martin Straka (Unsuccessful: Evgeni Nabokov), Nov. 1, 2000 (Pittsburgh 2 @ Sharks 3)

ALL-TIME SAN JOSE VS. PITTSBURGH:

VS PITTSBURGH	W	L	T	OL
SJ ALL-TIME Record	18	12	3	2
SJ HOME	11	7	2	0
SJ ROAD	7	5	1	2

2015-16 RESULTS

DATE	SITE	W	L	OT	SJ	OPP
11/21/2015	A	1	0	0	3	1
12/1/2015	H	0	1	0	1	5

2015-16 PENGUINS LEADERS

GOALS	Sidney Crosby, 36
ASSISTS	Kris Letang, 51
POINTS	Sidney Crosby, 85
SHOTS	Phil Kessel, 274
GAA	Marc-Andre Fleury, 2.29
WINS	Marc-Andre Fleury, 35
SHUTOUTS	Marc-Andre Fleury, 5
SAVE %	Marc-Andre Fleury, 0.921
RECORD	48-26-8, 104 pts. 2nd/Metropolitan Division 2nd/Eastern Conference

2016 PLAYOFFS

EASTERN FIRST ROUND: Defeated NY Rangers, 4-1
EASTERN SECOND ROUND: Defeated Washington, 4-2
EASTERN FINAL: Defeated Tampa Bay, 4-3
STANLEY CUP FINAL: Defeated San Jose, 4-2

NOTES

- On Jan. 13, 1996, the Sharks netted a franchise-record 10 goals in a game (tied on 3/30/02 vs. Columbus at home) in a 10-8 win.
- On Nov. 23, 2002, marked the first time the Sharks went without a power play the entire game against Pittsburgh home or away.
- On Feb. 27, 2004, Vincent Damphousse played in his 229th consecutive game, breaking the franchise record (228) previously held by Mike Ricci.
- On Mar. 6, 2014, the Sharks rallied from behind twice (2-0 and 3-2) to beat the Penguins 5-3. Brent Burns matched his career-high of 17 goals set in 2010-11, and Patrick Marleau moved into a tie with Alexei Kovalev for 68th place on the all-time NHL goal scoring list.
- On Nov. 21, 2015, Patrick Marleau became the 83rd player in NHL history to record 1,000 points and Martin Jones made 38 saves in a 3-1 win over the Penguins.



ST. LOUIS BLUES

SCOTTRADE CENTER

1401 Clark Ave
St. Louis, Mo. 63103
Phone: 314-622-2500
Fax: 314-622-2582

PRACTICE FACILITY

St. Louis Mills Ice Zone
5555 St. Louis Mills Road
Hazelwood, MO. 63042

AHL AFFILIATE

Chicago Wolves



Vladimir Tarasenko

G.M.: Doug Armstrong

Coach: Ken Hitchcock

P.R.: Mike Caruso, Rich Jankowski, Dan O'Neill

FAST FACTS

LAST SHARKS WIN: Feb. 22, 2016 (Sharks 6 @ St. Louis 3)
LAST ST. LOUIS WIN: Mar. 22, 2016 (St. Louis 1 @ Sharks 0)
LAST SHARKS SHUTOUT: Mar. 1, 2008 (Sharks 2 @ St. Louis 0) (Brian Boucher)
LAST ST. LOUIS SHUTOUT: Mar. 22, 2016 (St. Louis 1 @ Sharks 0) (Brian Elliott)
LAST SHARKS WIN AT HOME: Dec. 20, 2014 (St. Louis 2 @ Sharks 3 OT)
LAST ST. LOUIS WIN AT HOME: Jan. 8, 2015 (Sharks 2 @ St. Louis 7)
LAST SHARKS WIN AT ST. LOUIS: Feb. 22, 2016 (Sharks 6 @ St. Louis 3)
LAST ST. LOUIS WIN AT SHARKS: Mar. 22, 2016 (St. Louis 1 @ Sharks 0)
LAST SHARKS OVERTIME WIN AT HOME: Dec. 20, 2014 (St. Louis 2 @ Sharks 3 OT)
LAST ST. LOUIS OVERTIME WIN AT HOME: Dec. 30, 1999 (Sharks 1 @ St. Louis 2 OT)
LAST SHARKS OVERTIME WIN AT ST. LOUIS: None
LAST ST. LOUIS OVERTIME WIN AT SHARKS: Mar. 9, 2013 (St. Louis 4 @ Sharks 3 OT)
LAST SHARKS SHOOTOUT WIN: Nov. 6, 2008 (St. Louis 4 @ Sharks 5 SO)
LAST SHARKS SHOOTOUT LOSS: Dec. 3, 2009 (St. Louis 3 @ Sharks 2 SO)
MOST GOALS BY SHARKS: 7, 2 times, MR, Oct. 8, 2005 (Sharks 7 @ St. Louis 6)
MOST GOALS BY ST. LOUIS: 7, 3 times, MR, Jan. 8, 2015 (Sharks 2 @ St. Louis 7)
MOST GOALS BY BOTH TEAMS: 13, Oct. 8, 2005 (Sharks 7 @ St. Louis 6)
LAST SHARKS HAT TRICK: Brent Burns, Nov. 29, 2013 (St. Louis 3 @ Sharks 6)
LAST ST. LOUIS HAT TRICK: T.J. Oshie, Jan. 3, 2015 (St. Louis 7 @ Sharks 2)
LAST SHARKS PENALTY SHOT: Patrick Marleau (Successful: Hannu Toivonen), Mar. 14, 2008 (St. Louis 1 @ Sharks 4)
LAST ST. LOUIS PENALTY SHOT: David Backes (Successful: Antero Niittymäki), Dec. 18, 2010 (Sharks 4 @ St. Louis 1)

ALL-TIME SAN JOSE VS. ST. LOUIS:

VS ST. LOUIS	W	L	T	OL
SJ ALL-TIME Record	38	46	2	6
SJ HOME	15	23	1	4
SJ ROAD	23	23	1	2

2015-16 RESULTS

DATE	SITE	W	L	OT	SJ	OPP
2/4/2016	A	1	0	0	3	1
2/22/2016	A	1	0	0	6	3
3/22/2016	H	0	1	0	0	1

2015-16 BLUES LEADERS

GOALS	Vladimir Tarasenko, 40
ASSISTS	Paul Stastny, 39
POINTS	Vladimir Tarasenko, 74
SHOTS	Vladimir Tarasenko, 292
GAA	Brian Elliot, 2.07
WINS	Jake Allen, 26
SHUTOUTS	Jake Allen, 6
SAVE %	Brian Elliot, 0.930
RECORD	49-24-9, 107 pts. 2nd/Central Division 2nd/Western Conference

2016 PLAYOFFS

WESTERN FIRST ROUND: Defeated Chicago, 4-3
WESTERN SECOND ROUND: Defeated Dallas, 4-3
WESTERN FINAL: Lost to San Jose, 4-2

NOTES

- Brent Burns is the only Sharks player to post a hat trick against the Blues.
- On Nov. 4, 1995, San Jose scored five goals in 13 minutes and 13 seconds setting a franchise record for fastest five goals scored in a game.
- On Feb. 29, 2004, Evgeni Nabokov recorded his eighth shutout of the season, setting a new single-season career and franchise record, also marking his NHL milestone 25th career shutout.
- On March 14, 2008, The Sharks completed the season series sweep over the Blues with a 4-1 victory and set a franchise record for consecutive wins with their 11th in a row.
- On Oct. 15, 2013, in an early season game between two undefeated teams, San Jose scored the first five goals to coast to a 6-2 victory. The Sharks 6-0-0 start, combined with their 7-0-0 start last season, made them the first NHL team to win their first six games in consecutive seasons.
- On Dec. 20, 2014, a tightly contested match-up saw Marc-Edouard Vlasic score the game-tying goal with 21 seconds left in regulation, with the assist coming from Joe Thornton who tied Phil Esposito on the NHL's all-time assist list with 873 in his career. Brent Burns scored the game-winning goal on the power play in overtime.
- On Feb. 22, 2016, three different players recorded two goals in a game (Tomas Hertl, Logan Couture and Joe Thornton) for the fourth time in franchise history, as the Sharks doubled up the Blues 6-3 in St. Louis.



2016-17 SAN JOSE SHARKS MEDIA GUIDE



TAMPA BAY LIGHTNING

AMALIE ARENA

401 Channelside Drive
Tampa, Fla. 33602
Phone: 813-301-6500
Fax: 813-301-1487

PRACTICE FACILITY

Ice Sports Forum
10222 Elizabeth Place
Brandon, Fla. 33619
Phone: 813-684-7825
Fax: 813-655-0642

AHL AFFILIATE

Syracuse Crunch



Nikita Kucherov

G.M.: Steve Yzerman
Coach: Jon Cooper
P.R.: Bill Wickett, Brian
Breseman, Trevor van
Knotsenburg
Press Box: 813-301-6873,
6874

FAST FACTS

LAST SHARKS WIN: Feb. 16, 2016 (Sharks 4 @ Tampa Bay 2)
LAST TAMPA BAY WIN: Dec. 5, 2015 (Tampa Bay 4 @ Sharks 3)

LAST SHARKS SHUTOUT: Oct. 25, 2008 (Sharks 3 @ Tampa Bay 0) (Brian Boucher)

LAST TAMPA BAY SHUTOUT: None

LAST SHARKS WIN AT HOME: Nov. 21, 2013 (Tampa Bay 1 @ Sharks 4)

LAST TAMPA BAY WIN AT HOME: Feb. 16, 2012 (Sharks 5 @ Tampa Bay 6 OT)

LAST SHARKS WIN AT TAMPA BAY: Feb. 16, 2016 (Sharks 4 @ Tampa Bay 2)

LAST TAMPA BAY WIN AT SHARKS: Dec. 5, 2015 (Tampa Bay 4 @ Sharks 3)

LAST SHARKS OVERTIME WIN AT HOME: None

LAST TAMPA BAY OVERTIME WIN AT HOME: Feb. 16, 2012 (Sharks 5 @ Tampa Bay 6 OT)

LAST SHARKS OVERTIME WIN AT TAMPA BAY: None

LAST TAMPA BAY OVERTIME WIN AT SHARKS: Dec. 16, 1992 (Tampa Bay 5 @ Sharks 4 OT)

LAST SHARKS SHOOTOUT WIN: None

LAST SHARKS SHOOTOUT LOSS: None

MOST GOALS BY SHARKS: 8, Feb. 8, 2000 (Sharks 8 @ Tampa Bay 0)

MOST GOALS BY TAMPA BAY: 7, Mar. 1, 1996 (Tampa Bay 7 @ Sharks 3)

MOST GOALS BY BOTH TEAMS: 11, Feb. 16, 2012 (Sharks 5 @ Tampa Bay 6 OT)

LAST SHARKS HAT TRICK: Joe Pavelski, Jan. 18, 2014 (Sharks 5 @ Tampa Bay 4)

LAST TAMPA BAY HAT TRICK: Martin St. Louis, Jan. 18, 2014 (Sharks 5 @ Tampa Bay 4)

LAST SHARKS PENALTY SHOT: None

LAST TAMPA BAY PENALTY SHOT: Martin St. Louis (Unsuccessful: Evgeni Nabokov), Mar. 24, 2003 (Tampa Bay 4 @ Sharks 1)

ALL-TIME SAN JOSE VS. TAMPA BAY:

VS TAMPA BAY	W	L	T	OL
SJ ALL-TIME Record	17	15	2	2
SJ HOME	8	8	1	0
SJ ROAD	9	7	1	2

2015-16 RESULTS

DATE	SITE	W	L	OT	SJ	OPP
12/5/2015	H	0	1	0	3	4
2/16/2016	A	1	0	0	4	2

2015-16 LIGHTNING LEADERS

GOALS	Steven Stamkos, 36
ASSISTS	Victor Hedman, 37
POINTS	Nikita Kucherov, 66
SHOTS	Steven Stamkos, 216
GAA	Ben Bishop, 2.06
WINS	Ben Bishop, 35
SHUTOUTS	Ben Bishop, 6
SAVE %	Ben Bishop, 0.926
RECORD	46-31-5, 97 pts. 2nd/Atlantic Division 6th/Eastern Conference

2016 PLAYOFFS

EASTERN FIRST ROUND: Defeated Detroit, 4-1
EASTERN SECOND ROUND: Defeated NY Islanders, 4-1
EASTERN FINAL: Lost to Pittsburgh, 4-3

NOTES

- On Dec. 21, 2011, with a 7-2 thrashing of Tampa Bay, San Jose set a new season-high for goals in a game and a franchise record for five fastest goals from the start of a game (14:47), breaking the old mark of 18:50 set in Chicago on Oct. 27, 1996.
- On Nov. 21, 2013, the Sharks exploded for five goals to defeat Tampa Bay 5-1. Antti Niemi made 36 stops, Tommy Wingels had a multi-goal game (the first of his career), Logan Couture set a career-high for assists in a game (3), and Patrick Marleau had a three point night (1-2=3) in the victory.
- On Jan. 18, 2014, Joe Pavelski scored his first career hat trick, a natural hat trick in the second period, as the Sharks overcame a four-goal performance from Martin St. Louis to sweep the season series vs. Tampa Bay. Brent Burns played in his 600th career NHL game.
- On Feb. 15, 2015, Brent Burns and Logan Couture each scored for the Sharks, with Couture moving past Ryane Clowe for 9th place on San Jose's all-time points list and Joe Thornton moving into a tie with Dale Hawerchuk for 20th place on the NHL's all-time assist list.
- On Feb. 16, 2016, Matt Nieto scored the game-winner and Marc-Edouard Vlasic tied the longest point streak for a defenseman in franchise history (eight games) with an assist as the Sharks doubled up the Lightning 4-2 in Tampa.



TORONTO MAPLE LEAFS

AIR CANADA CENTRE

50 Bay Street, Suite 500
Toronto, Ontario M5J 2L2
Phone: 416-815-5700
Fax: 416-359-9331

PRACTICE FACILITY

MasterCard Centre For
Hockey Excellence
400 Kipling Ave.
Etobicoke, Ontario M8V 3L1
Phone: 416-815-6070

AHL AFFILIATE

Toronto Marlies



Milan Michalek

G.M.: Lou Lamoriello
Coach: Mike Babcock
P.R.: Steve Keogh, Scott
McNaughton, Ian Meagher
Press Box: 416-815-5702

FAST FACTS

LAST SHARKS WIN: Jan. 9, 2016 (Toronto 0 @ Sharks 7)
LAST TORONTO WIN: Jan. 11, 2011 (Toronto 4 @ Sharks 2)
LAST SHARKS SHUTOUT: Jan. 9, 2016 (Toronto 0 @ Sharks 7) (Martin Jones)
LAST TORONTO SHUTOUT: Nov. 4, 1997 (Toronto 0 @ Sharks 0) (Glenn Healy and Marcel Cousineau)
LAST SHARKS WIN AT HOME: Jan. 9, 2016 (Toronto 0 @ Sharks 7)
LAST TORONTO WIN AT HOME: Jan. 29, 2002 (Sharks 3 @ Toronto 4)
LAST SHARKS WIN AT TORONTO: Dec. 18, 2015 (Sharks 5 @ Toronto 4 OT)
LAST TORONTO WIN AT SHARKS: Jan. 11, 2011 (Toronto 4 @ Sharks 2)
LAST SHARKS OVERTIME WIN AT HOME: None
LAST TORONTO OVERTIME WIN AT HOME: None
LAST SHARKS OVERTIME WIN AT TORONTO: Dec. 18, 2015 (Sharks 5 @ Toronto 4 OT)
LAST TORONTO OVERTIME WIN AT SHARKS: None
LAST SHARKS SHOOTOUT WIN: None
LAST SHARKS SHOOTOUT LOSS: None
MOST GOALS BY SHARKS: 8, Mar. 24, 1999 (Sharks 8 @ Toronto 5)
MOST GOALS BY TORONTO: 7, 2 times, MR, Oct. 17, 1995 (Sharks 2 @ Toronto 7)
MOST GOALS BY BOTH TEAMS: 13, Mar. 24, 1999 (Sharks 8 @ Toronto 5)
LAST SHARKS HAT TRICK: None
LAST TORONTO HAT TRICK: None
LAST SHARKS PENALTY SHOT: Chris Tierney (Unsuccessful: Jonathan Bernier), Dec. 17, 2015 (Sharks 5 @ Toronto 4 OT)
LAST TORONTO PENALTY SHOT: Mats Sundin (Successful: Arturs Irbe), Mar. 15, 1995 (Toronto 2 @ Sharks 1)

ALL-TIME SAN JOSE VS. TORONTO:

VS TORONTO	W	L	T	OL
SJ ALL-TIME Record	20	20	5	0
SJ HOME	10	8	3	0
SJ ROAD	10	12	2	0

2015-16 RESULTS

DATE	SITE	W	L	OT	SJ	OPP
12/17/2015	A	1	0	0	5	4
1/9/2016	H	1	0	0	7	0

2015-16 MAPLE LEAFS LEADERS

GOALS	PA Parenteau, 20
ASSISTS	Nazem Kadri, 28
POINTS	Nazem Kadri, 45
SHOTS	Nazem Kadri, 260
GAA	James Reimer, 2.49
WINS	Jonathan Bernier, 12
SHUTOUTS	Jonathan Bernier, 3
SAVE %	James Reimer, 0.918
RECORD	29-42-11, 69 pts. 8th/Atlantic Division 16th/Eastern Conference

2016 PLAYOFFS

Did not qualify

NOTES

- The Sharks are 9-1-0-0 in the last 10 games versus Toronto.
- On Jan. 11, 2011, Ron Wilson won his 600th career NHL game as a head coach.
- On Mar. 11, 2014, in a 6-2 victory over Toronto, Marc-Edouard Vlasic became the first Sharks player in franchise history to finish two games with a +5; Andrew Desjardings played in his 200th career game; and Joe Pavelski recorded his 400th NHL point on the first of his 3-points (2-1=3).
- On Mar. 19, 2015, Tomas Hertl, Logan Couture, Melker Karlsson, and Tommy Wingels all scored goals as the Sharks dominated the Maple Leafs 4-1; Joe Thornton became the 16th player in NHL history to accrue 350+ goals and 900+ assists.
- On Jan. 15, 2015, Patrick Marleau passed Daniel Alfredsson on the NHL's All-Time Goals List and moved into a tie with Joe Sakic and Pierre Turgeon on the NHL's All-Time Game-Winning Goals List, as the Sharks beat the Maple Leafs 3-1.



2016-17 SAN JOSE SHARKS MEDIA GUIDE



VANCOUVER CANUCKS

ROGERS ARENA

89 West Georgia
Vancouver, British Columbia
V6B 0N8
Phone: 604-899-7400
Fax: 604-899-4640

PRACTICE FACILITY

Rogers Arena

AHL AFFILIATE

Utica Comets



Bo Horvat

President, Hockey

Operations: Trevor Linden

G.M.: Jim Benning

Coach: Willie Desjardins

P.R.: Chris Brumwell, Ben Brown, Stephanie Maniago, Alfred De Vera

FAST FACTS

LAST SHARKS WIN: Mar. 29, 2016 (Sharks 4 @ Vancouver 1)
LAST VANCOUVER WIN: Mar. 31, 2016 (Vancouver 4 @ Sharks 2)
LAST SHARKS SHUTOUT: Dec. 23, 2008 (Vancouver 0 @ Sharks 5) (Evgeni Nabokov)
LAST VANCOUVER SHUTOUT: Feb. 8, 2001 (Sharks 0 @ Vancouver 0) (Bob Essensa)
LAST SHARKS WIN AT HOME: Oct. 10, 2013 (Vancouver 1 @ Sharks 4)
LAST VANCOUVER WIN AT HOME: Jan. 21, 2012 (Sharks 3 @ Vancouver 4)
LAST SHARKS WIN AT VANCOUVER: Mar. 29, 2016 (Sharks 4 @ Vancouver 1)
LAST VANCOUVER WIN AT SHARKS: Mar. 31, 2016 (Vancouver 4 @ Sharks 2)
LAST SHARKS OVERTIME WIN AT HOME: Jan. 20, 2009 (Vancouver 1 @ Sharks 2 OT)
LAST VANCOUVER OVERTIME WIN AT HOME: Feb. 26, 2004 (Sharks 2 @ Vancouver 3 OT)
LAST SHARKS OVERTIME WIN AT VANCOUVER: Apr. 12, 2006 (Sharks 5 @ Vancouver 4 OT)
LAST VANCOUVER OVERTIME WIN AT SHARKS: Dec. 28, 2011 (Vancouver 3 @ Sharks 2 OT)
LAST SHARKS SHOOTOUT WIN: Mar. 5, 2013 (Sharks 3 @ Vancouver 2 SO)
LAST SHARKS SHOOTOUT LOSS: Mar. 10, 2011 (Vancouver 5 @ Sharks 4 SO)
MOST GOALS BY SHARKS: 7, 4 times, MR, Mar. 10, 2002 (Sharks 7 @ Vancouver 4)
MOST GOALS BY VANCOUVER: 8, 2 times, MR, Dec. 18, 1992 (Sharks 1 @ Vancouver 8)
MOST GOALS BY BOTH TEAMS: 13, Oct. 14, 1995 (Vancouver 7 @ Sharks 6)
LAST SHARKS HAT TRICK: Vincent Damphousse, Apr. 3, 1999 (Vancouver 2 @ Sharks 5)
LAST VANCOUVER HAT TRICK: Markus Naslund, Oct. 21, 2002 (Vancouver 5 @ Sharks 2)
LAST SHARKS PENALTY SHOT: Joe Pavelski (Unsuccessful: Ryan Miller), Dec. 30, 2014 (Vancouver 3 @ Sharks 1)
LAST VANCOUVER PENALTY SHOT: Pavel Bure (Successful: Mike Vernon), Nov. 12, 1997 (Vancouver 5 @ Sharks 2)

ALL-TIME SAN JOSE VS. VANCOUVER:

VS VANCOUVER	W	L	T	OL
SJ ALL-TIME Record	46	46	9	5
SJ HOME	23	23	5	4
SJ ROAD	23	23	4	1

2015-16 RESULTS

DATE	SITE	W	L	OT	SJ	OPP
2/28/2016	A	1	0	0	4	1
3/3/2016	A	1	0	0	3	2
3/5/2016	H	0	1	0	2	4
3/29/2016	A	1	0	0	4	1
3/31/2016	H	0	1	0	2	4

2015-16 CANUCKS LEADERS

GOALS	Daniel Sedin, 28
ASSISTS	Henrik Sedin, 44
POINTS	Daniel Sedin, 61
SHOTS	Daniel Sedin, 258
GAA	Ryan Miller, 2.70
WINS	Ryan Miller, 17
SHUTOUTS	Ryan Miller, 1
SAVE %	Ryan Miller, 0.916
RECORD	31-38-13, 75 pts. 6th/Pacific Division 5th/Western Conference

2016 PLAYOFFS

Did not qualify

NOTES

- Joe Thornton has 53 points (14-39-53) and 35 PIM in 45 GP vs. Vancouver.
- On Nov. 5, 2000, Scott Thornton scored two goals in 22 seconds, then the fastest mark for two goals by one player.
- On Nov. 3, 2001, the Sharks scored three goals (Jeff Jillson, Scott Thornton and Marco Sturm) in 36 seconds -- a franchise record for the fastest three goals scored.
- On March 10, 2002, Evgeni Nabokov scored an unassisted power play goal in the Sharks 7-4 victory.
- On Jan. 27, 2013, Sharks Head Coach Todd McLellan becomes the second fastest head coach to reach 200 career NHL wins (doing so in 333 games) and the Sharks set a new franchise record for best start to the season by improving to 5-0-0 with a 4-1 victory over the Canucks.
- On Oct. 10, 2013, the Sharks advanced to 4-0-0 on the season with a 4-1 victory in Vancouver as Matt Pelech scored his first NHL goal which ended up being the game-winner. It was the Sharks third straight game that the game-winner came from a player who scored his first NHL goal.
- On Mar. 3, 2015, Joe Thornton picked up two assists to move into 19th place on the NHL's all-time assist list in a 6-2 Sharks victory.
- On Mar. 29, 2016, Logan Couture recorded the first hat trick of his career and James Reimer made 23 saves as the Sharks won their eighth straight game on Vancouver ice in a 4-1 victory.



WASHINGTON CAPITALS

VERIZON CENTER

601 F St. NW
Washington, D.C. 20004
Phone: 202-266-2200
Fax: 202-266-2360

PRACTICE FACILITY

Kettler Capitals Iceplex
627 N. Glebe Road
Suite 850
Arlington, Va. 22203
Phone: 202-266-2200

AHL AFFILIATE

Hershey Bears



T.J. Oshie

G.M.: Brian MacLellan
Coach: Bruce Boudreau
P.R.: Sergey Kochanov, Pace
Sagester, Megan Eichenberg
Press Box: 202-628-3200
x7600

FAST FACTS

LAST SHARKS WIN: Mar. 12, 2016 (Washington 2 @ Sharks 5)

LAST WASHINGTON WIN: Feb. 2, 2015 (Washington 5 @
Sharks 4 OT)

LAST SHARKS SHUTOUT: Feb. 8, 2011 (Sharks 2 @
Washington 0) (Antti Niemi)

LAST WASHINGTON SHUTOUT: None

LAST SHARKS WIN AT HOME: Mar. 12, 2016 (Washington 2
@ Sharks 5)

LAST WASHINGTON WIN AT HOME: Feb. 20, 1999 (Sharks 1
@ Washington 3)

LAST SHARKS WIN AT WASHINGTON: Oct. 13, 2015 (Sharks
5 @ Washington 0)

LAST WASHINGTON WIN AT SHARKS: Feb. 2, 2015
(Washington 5 @ Sharks 4 OT)

LAST SHARKS OVERTIME WIN AT HOME: None

LAST WASHINGTON OVERTIME WIN AT HOME: None

LAST SHARKS OVERTIME WIN AT WASHINGTON: None

LAST WASHINGTON OVERTIME WIN AT SHARKS: Feb. 2,
2015 (Washington 5 @ Sharks 4 OT)

LAST SHARKS SHOOTOUT WIN: Oct. 14, 2014 (Sharks 6 @
Washington 5 SO)

LAST SHARKS SHOOTOUT LOSS: Mar. 22, 2014 (Washington
3 @ Sharks 2 SO)

MOST GOALS BY SHARKS: 7, Nov. 22, 2008 (Washington 2
@ Sharks 7)

MOST GOALS BY WASHINGTON: 6, Feb. 9, 1992 (Sharks 2 @
Washington 6)

MOST GOALS BY BOTH TEAMS: 11, Oct. 14, 2014 (Sharks 6 @
Washington 5 SO)

LAST SHARKS HAT TRICK: Todd Harvey, Dec. 18, 2000
(Sharks 5 @ Washington 3)

LAST WASHINGTON HAT TRICK: John Druce, Feb. 9, 1992
(Sharks 2 @ Washington 6)

LAST SHARKS PENALTY SHOT: Joe Thornton (Successful:
Michal Neuvirth), Dec. 30, 2009 (Washington 2 @ Sharks 5)

LAST WASHINGTON PENALTY SHOT: Jay Beagle
(Unsuccessful: Martin Jones), Mar. 12, 2016 (Washington 2
@ Sharks 5)

ALL-TIME SAN JOSE VS. WASHINGTON:

VS WASHINGTON	W	L	T	OL
SJ ALL-TIME Record	25	9	1	2
SJ HOME	12	3	1	2
SJ ROAD	13	6	0	0

2015-16 RESULTS

DATE	SITE	W	L	OT	SJ	OPP
10/13/2015	A	1	0	0	5	0
3/12/2016	H	1	0	0	5	2

2015-16 CAPITALS LEADERS

GOALS	Alex Ovechkin, 50
ASSISTS	Evgeny Kuznetsov, 77
POINTS	Evgeny Kuznetsov, 77
SHOTS	Alex Ovechkin, 398
GAA	Braden Holtby, 2.20
WINS	Braden Holtby, 48
SHUTOUTS	Braden Holtby, 3
SAVE %	Braden Holtby, 0.922
RECORD	56-18-8, 120 pts. 1st/Metropolitan Division 1st/Eastern Conference

2016 PLAYOFFS

EASTERN FIRST ROUND: Defeated Philadelphia, 4-2

EASTERN SECOND ROUND: Lost to Pittsburgh, 4-2

NOTES

- On Dec. 18, 2000, Todd Harvey scored the franchise's 2,000th goal in a 5-3 victory.
- On Dec. 30, 2009, in a 5-2 Sharks win, the Sharks attempted and converted two penalty shots for the first time in franchise history (Clowe and Thornton). The last time this occurred in the NHL was Feb. 11, 1982 (Van @ Det, Thomas Gradin and Ivan Hlinka for Vancouver).
- On Jan. 7, 2012, three defensemen scored in a single game for just the fifth time in franchise history as the Sharks (Demers, Burns, Vlasic) defeated Washington, 5-2.
- On Feb. 11, 2015, Joe Thornton moved past Peter Stastny for 36th on the NHL's All-Time Points list with a goal and an assist.

WINNIPEG
JETS

MTS CENTRE

345 Graham Avenue
Winnipeg, MB R3C 5S5
Phone: 204-987-7825 Fax:
204-926-5555

PRACTICE FACILITY

MTS Iceplex
3969 Portage Avenue
Winnipeg, MB R3K 2H2
Phone: 204-837-7539
Media: 204-926-5570
Fax: 204-926-5885

AHL AFFILIATE

Manitoba Moose



Bryan Little

G.M.: Kevin Cheveldayoff

Coach: Paul Maurice

P.R.: Scott Brown, Keegan
Goodrich, Scott Unger

Press Box: 204-926-5577

FAST FACTS

LAST SHARKS WIN: Jan. 13, 2016 (Sharks 4 @ Winnipeg 1)
LAST WINNIPEG WIN: Apr. 7, 2016 (Winnipeg 5 @ Sharks 4)
LAST SHARKS SHUTOUT: Oct. 4, 2014 (Winnipeg 0 @ Sharks 3) (Alex Stalock)
LAST WINNIPEG SHUTOUT: None
LAST SHARKS WIN AT HOME: Oct. 4, 2014 (Winnipeg 0 @ Sharks 3)
LAST WINNIPEG WIN AT HOME: Mar. 17, 2015 (Sharks 2 @ Winnipeg 5)
LAST SHARKS WIN AT WINNIPEG: Jan. 13, 2016 (Sharks 4 @ Winnipeg 1)
LAST WINNIPEG WIN AT SHARKS: Apr. 7, 2016 (Winnipeg 5 @ Sharks 4)
LAST SHARKS OVERTIME WIN AT HOME: None
LAST WINNIPEG OVERTIME WIN AT HOME: Nov. 13, 2002 (Sharks 2 @ Atlanta 3 OT)
LAST SHARKS OVERTIME WIN AT WINNIPEG: None
LAST WINNIPEG OVERTIME WIN AT SHARKS: None
LAST SHARKS SHOOTOUT WIN: None
LAST SHARKS SHOOTOUT LOSS: Nov. 10, 2013 (Sharks 4 @ Winnipeg 5 SO)
MOST GOALS BY SHARKS: 5, 4 times, MR, Mar. 22, 2007 (Sharks 5 @ Atlanta 1)
MOST GOALS BY WINNIPEG: 4, Oct. 16, 2010 (Atlanta 4 @ Sharks 2)
MOST GOALS BY BOTH TEAMS: 8, Dec. 6, 2005 (Atlanta 3 @ Sharks 5)
LAST SHARKS HAT TRICK: Jonathan Cheechoo, Mar. 22, 2007 (Sharks 5 @ Atlanta 1)
LAST WINNIPEG HAT TRICK: None
LAST SHARKS PENALTY SHOT: None
LAST WINNIPEG PENALTY SHOT: None

ALL-TIME SAN JOSE VS. WINNIPEG:

VS WINNIPEG	W	L	T	OL
SJ ALL-TIME Record	13	3	2	2
SJ HOME	7	2	1	0
SJ ROAD	6	1	1	2

2015-16 RESULTS

DATE	SITE	W	L	OT	SJ	OPP
1/2/2016	H	0	1	0	1	4
1/12/2016	A	1	0	0	4	1
4/7/2016	H	0	1	0	4	5

2015-16 JETS LEADERS

GOALS	Mark Scheifele, 29
ASSISTS	Blake Wheeler, 52
POINTS	Blake Wheeler, 78
SHOTS	Blake Wheeler, 256
GAA	Connor Hellebuyck, 2.34
WINS	Ondrej Pavelec & Connor Hellebuyck, 13
SHUTOUTS	Connor Hellebuyck, 2
SAVE %	Connor Hellebuyck, 0.918
RECORD	35-39-8, 78 pts. 7th/Central Division 11th/Western Conference

2016 PLAYOFFS


Did not play.

NOTES

- On Jan. 10, 2004, the Sharks set a franchise record for most consecutive games recording a point at home (13, 8-0-3-2).
- On Dec. 6, 2005, with three assists in the game, C Patrick Marleau tied a franchise record for most points (1-8=9) in a three-game span set in Dec. 1992 by Kelly Kisio.
- On Feb. 21, 2009, Jeremy Roenick recorded his 700th career assist.
- On Jan. 23, 2014, along with scoring his 19th goal in 21 games, Pavelski became the second player in Sharks history to score game-winning goals in three consecutive games and extended his point-scoring streak to four games (7-1=8).
- On Mar. 27, 2014, Joe Thornton played in his 1200th career game.
- On Oct. 11, 2014, the 2014-15 home-opener will go down in history as Alex Stalock and the Sharks shutout the Jets 3-0. On top of it being the first time the Sharks have started out the season with back-to-back shutouts, San Jose also became the 6th team in NHL history to start out the season with back-to-back shutouts. It was also the first time since November of 2006 that the Sharks had posted back-to-back shutouts with two different goalies (Evgeni Nabokov on Nov. 25 and Vesa Toskala on Nov. 28).



GENERAL





FAN DEVELOPMENT

The San Jose Sharks fan development department is committed to providing high quality, Sharks-specific hockey experiences for all ages and abilities in an effort to cultivate, nurture and create new hockey fans. Working in conjunction with Sharks Sports & Entertainment business operations and the hockey operations department, the programming platform incorporates hands-on instruction, interactive experiences and leverages mascot, player, coaching and executive integration. Through fan development efforts, the professional message of a fun and safe environment is delivered in order to positively impact the long-term, well-being of the Sharks franchise. Current programs include:

SAN JOSE SHARKS SUMMER HOCKEY SCHOOLS

Every year, the San Jose Sharks conduct Sharks Summer Hockey Schools at Sharks Ice at San Jose. These camps include both a youth and an adult hockey series. An elite staff of professional instructors from the Sharks organization brings considerable expertise to hundreds of hockey players each summer. The 2014 Summer Hockey School staff was led by Roy Sommer, head coach of the Worcester Sharks, the Sharks top developmental affiliate in the American Hockey League. In addition to Sommer, camp instructors included Worcester's video coach assistant, Charlie Townsend, and former Sharks players Curtis Brown, Kyle McLaren, Mike Rathje and Owen Nolan. Other current and former Sharks players, as well as S.J. Sharkie, also appeared during the summer camp sessions. For more information, call 408-999-6706 or visit: <http://www.sharksiceatsanjose.com/hockey/SharksSummerHockeySchools.asp>



SCHOLARSHIP PROGRAM

BAY AREA ALL-STAR SCHOLARSHIP TEAM (BAASST)

The Bay Area All-Star Scholarship Team program is a partnership established between the San Jose Sharks, Golden State Warriors, Oakland A's, Oakland Raiders, San Francisco Giants, San Jose Earthquakes and San Francisco 49ers. Each participating team has contributed to the scholarship program in a collective effort to assist Bay Area high school students in achieving their goal of higher education. This unique partnership is the first of its kind in professional sports. Since its inception, over \$340,000 has been awarded to local student athletes to be applied toward their college education.

BAASST scholarships are awarded each year to seven successful students residing within the Bay Area's nine counties. All public high schools within this area are provided with detailed information about the scholarship opportunity and are encouraged to nominate two male and two female students for this prestigious award. Established in 1996, the BAASST program aims to honor college-bound seniors who achieve a minimum GPA of 3.0, demonstrate a good work ethic and display leadership qualities both in academics and athletics.

Each recipient receives a \$3,000 scholarship. The students are also invited to attend a game at each team's home arena/stadium. The scholarship recipients, their guests and team representatives are provided game tickets, food and beverages and are recognized in a special ceremony during each game. For more information, contact Tim Howell at thowell@sharkssports.net.

PROGRAMS

SAN JOSE SHARKS FINATICAL KIDS CLUB

The FINatical Kids Club (FKC), a club for Sharks fans 16-and-under, was established during the 2005-06 season and has sold out every season since then. Beginning with 500 members in its inaugural year, FKC has grown to more than 1,800 members and features young San Jose Sharks from all across the United States and Canada.

For one low price, members will receive a custom FKC merchandise package. In addition to the great merchandise, members have access to the FINatical Kids Club website through www.sjsharkie.com and www.sjsharks.com. FKC members also have access to exclusive events hosted by the club, discounted ticket offers and plenty of opportunities to win autographed memorabilia.

To join S.J. Sharkie in the most exciting kids club in the NHL, visit sjsharks.com/fkc or email FINaticalKidsClub@sjsharks.com for more information.

READING IS COOL PRESENTED BY COMERICA BANK

In 2014-15 the Sharks Foundation and Comerica Bank proudly presented Reading Is Cool, a literacy program directed at all public K-6 grade classrooms in Santa Clara, Newark, Fremont and Union City. During the season Reading Is Cool reached nearly 40,000 kids in more than 1,300 classrooms. The program featured motivational monthly awards, classroom visits from S.J. Sharkie and opportunities to attend Sharks home games.



HIGH SCHOOL WRITERS DAY

Each season the Sharks host their annual High School Writers Day - an event which gives aspiring high school students the opportunity to experience what it is like to be a professional journalist.

The experience includes: access to professional athletes, staff and/or team beat writers, a press room meal, a behind the scenes tour of SAP Center and a press box view of the game. At the conclusion of the event, the participants write a recap of their experience, with one winner being selected to receive a special prize package. This unique event is open to journalism students (juniors and seniors only) enrolled in a Santa Clara County High School.

LITTLE SHARKS PRESENTED BY HOCKEY GIANT

Little Sharks presented by Hockey Giant is a "Learn to Play" ice hockey program for kids ages 4-8 with no prior organized hockey experience. A registration fee of \$125 includes four (4), ADM (American Development Model) Style instructed lessons and head-to-toe equipment that they get to keep after completing the program. The purpose of the program is to make ice hockey an accessible sport to those who may have normally had reservations due to the initial sticker shock of joining the sport without knowing whether or not their child will enjoy it.

Little Sharks runs in multiple Northern California rinks and each class holds a maximum of 40 participants. In its first year, five rinks hosted Little Sharks for a total of 200 kids. In 2015-16 Little Sharks plans to reach eight rinks for a total of 320 participants.

KAISER PERMANENTE FUTURE SHARKS

For nearly 15 years youth hockey players from Northern California (12 and under) have had the rare opportunity to skate on the same surface as NHL players through the Kaiser Permanente Future Sharks program. During the first intermission of select Sharks home games in 2015-2016, local youth hockey teams will be given the chance to display their skills and talent in front of thousands of Sharks fans at SAP Center.

Participating clubs can dress 12 players and are given the option to play either a two-minute hockey game or a 6-on-6 shootout during the intermission. Each team consists of six (6) skaters and one (1) goalie, substitutes are not allowed. Clubs will receive a limited number of game tickets for the players and their guests courtesy of Kaiser Permanente and the Sharks.

For more information, please contact Tim Howell at thowell@sharkssports.net.

SHARKS & PARKS PRESENTED BY KAISER PERMANENTE

In 1991 the Sharks created Sharks & Parks, a street hockey program that provided schools, community centers and youth organizations with street hockey equipment, coaching tools and instruction in order to generate an interest in hockey and make it more accessible to local youth. The program was so successful that the NHL adopted it as a league-wide initiative the following year with 33 programs run by various NHL and American Hockey League (AHL) teams throughout the United States and Canada.

The street hockey program that has already reached tens of thousands of youth, can be played either indoors or outdoors. In order for centers and schools to run a fun and rewarding program, the Sharks provide street hockey equipment and instructional material, such as administrator manuals for coaches and playbooks for kids, all free of charge.

The Sharks & Parks season typically kickoffs with the Sharks & Parks tournament in the Fall, coinciding with the beginning of the Sharks season and culminates in the Spring. For more information about Sharks & Parks, please email Tim Howell at thowell@sharkssports.net or visit the community section on sjsharks.com.



SHARKS FOUNDATION

MISSION & BACKGROUND

The Sharks Foundation is dedicated to enhancing the lives of youth and families in our community with an emphasis in the areas of education, health and safety and character development. The Sharks Foundation supplies emergency aid when appropriate, executes unique and relevant programming, supports the advancement of youth hockey and provides financial support and resources to organizations that enrich the lives of those in need.



In 1994 the San Jose Sharks created the official charitable arm of the team, the Sharks Foundation. Each year the Foundation partners with individuals, corporations and funding partners in the community, who support its efforts to improve the lives of youth and families in the Bay Area. Funds received are allocated to the Foundation's annual grant process and numerous programs. During the 2015-16 season, the Sharks Foundation donated a franchise-record \$1.6 million in funding to support the Bay Area. Since its inception in 1994 the Foundation has given nearly \$10.2 million to hundreds of high-performing non-profit organizations serving youth and families in need.

GRANT PROGRAM & FUNDRAISERS

The Sharks Foundation provides financial assistance to 501(c)(3) organizations in Santa Clara County that focus on education, health and safety or character development. Through the annual grant process, organizations are selected to receive grants ranging from \$30,000 to \$50,000. During the 2015-16 season the Sharks Foundation issued grants to 24 recipients for a total give of \$565,000.

2015-16 GRANT RECIPIENTS

AchieveKids, Advent Group Ministries, Alearn, Assistance League of San Jose, Boys & Girls Clubs of Silicon Valley, Downtown College Prep, Family Supportive Housing, Inc., George Mark Children's House, LifeMoves, Loved Twice, Lucile Packard Foundation for Children's Health, My New Red Shoes, Palo Alto Medical Foundation, Parent Institute for Quality Education, Project Access, San Jose Jazz, San Jose Museum of Art, Sunnyvale Community Services, Third Street Community Center, Triton Museum of Art, Unity Care Group, Via Services, Inc., Vista Center for the Blind and Visually Impaired, Youth Science Institute

FITNESS FACEOFF POWERED BY KAISER PERMANENTE

Each year the Foundation hosts a day of exercise, activities geared toward a healthy lifestyle and fundraising at the annual Fitness Faceoff powered by Kaiser Permanente. The event offers 5K and 10K walk/run courses and the Rosendin Electric Kids Fun Run and accommodates all ages and skill levels. All courses start and finish at the home of the Sharks, SAP Center. This fundraiser also includes a Health Festival showcasing a variety of health and fitness vendors and fun activities for the entire family.

Net proceeds from Fitness Faceoff powered by Kaiser Permanente benefit the Sharks Foundation. Fitness Faceoff is currently scheduled for the Fall of 2016.

SHARKS AND STRIKES BOWLING FUNDRAISER

Once a year Sharks players, coaches, broadcasters and alumni enjoy an evening of fun and friendly competition at the Sharks Foundation's Sharks and Strikes bowling fundraiser. On top of bowling alongside their favorite Sharks celebrities, guests are treated to complimentary appetizers and receive a commemorative gift.

Net proceeds from Sharks and Strikes benefit the Sharks Foundation. Sharks and Strikes is currently scheduled for the Fall of 2016.

SAMPLING WITH THE SHARKS WINE TASTING FUNDRAISER

Attendees of Sampling with the Sharks are able to enjoy some of the finest wines from throughout Northern California, while mingling with Sharks players, coaches, alumni and broadcasters. Annually 300 guests attend this fundraiser, which is one of the Foundation's most popular and successful events each season. Sampling with the Sharks includes complimentary wine tastings and appetizers, premier auctions featuring one-of-a-kind experiences, and autographed memorabilia.

Net proceeds from Sampling with the Sharks benefit the Sharks Foundation. Sampling with the Sharks is currently scheduled for the Winter of 2017.

SHARK FOR A DAY FANTASY CAMP PRESENTED BY HOCKEYGIAN

If you have ever dreamed of being a Sharks player or wondered how your game would stack up against NHLers, you now have the chance. Once a year the Sharks Foundation hosts Shark for a Day Fantasy Camp, which gives fans the rare opportunity to share the ice with Sharks alumni and experience a day-in-the-life of a professional hockey player.

Participants skate alongside Sharks alumni in a regulation game on the ice at SAP Center, are given official team gear and are hosted in a suite to watch the Sharks game with their fellow campers and much more.

Net proceeds from Shark for a Day Fantasy Camp benefit the Sharks Foundation. Shark for a Day Fantasy Camp is currently scheduled for the Spring of 2017.



IN-GAME AUCTIONS, MYSTERY PUCKS & 50/50 RAFFLE

At every Sharks home game, the Sharks Foundation hosts an in-game auction at the Sharks Foundation Booth located outside Section 118 on the Concourse Level, featuring unique Sharks memorabilia. Several specialty auctions, which use a blind bid format, also take place throughout the season and include themed jerseys.

The Foundation holds several Mystery Puck fundraisers at specific home games during the year. On each designated Mystery Puck date, a limited number of themed pucks are sold on the Concourse Level at both the North and South entrances for \$20 each. Every puck is signed by a player and then wrapped so the player's identity remains a surprise until after the purchase.

Net proceeds from in-game auctions and Mystery Puck sales benefit the Sharks Foundation.

New in 2016-17, the Sharks Foundation will host a 50/50 Raffle at all Sharks home games. With the purchase of a 50/50 raffle ticket, one lucky fan has the opportunity to win half of the gross proceeds raised at each game, with the remaining proceeds benefitting the Sharks Foundation and local non-profit organizations. 50/50 Raffle sellers will be visible in bright colored shirts and aprons at designated selling areas, as well as 50/50 kiosks.

COMMUNITY OUTREACH EVENTS

HOLIDAY ASSIST PARTY

The Sharks Foundation's annual Holiday Assist Party provides the San Jose Sharks team and organization with the opportunity to delight in the spirit of the holiday season and give back to the community in a big way. Every December, San Jose Unified School District Healthy Start Family Resource Center pairs Sharks players, coaches, management and front office staff with underserved San Jose families to help them fulfill their holiday wish lists. In addition to the gift exchange, families are treated to an exciting evening of holiday activities, including arts and crafts and ice skating. In 2015 the Sharks Foundation was able to host 39 families at Sharks Ice San Jose.

COLLECTION DRIVES

The Sharks Foundation teams up with a variety of non-profit groups throughout the year to host collection drives for families and individuals in need. Drives during the 2015-16 season included: Muscular Dystrophy Association's Summer Camp Collection Drive, Second Harvest Food Bank Holiday Food Drive, U.S. Marine Corps Reserve Toys for Tots Toy Drive, Operation Care and Comfort's Military Care Package Collection Drive, Stanford Blood Center Save a Life Blood Drive and Loved Twice/Help a Mother Out's Newborn Baby Clothing and Diaper Collection Drive.



LEGACY PROJECTS

In addition to grants, fundraisers, community outreach events and programs, the Sharks Foundation has partnered with various organizations to help improve the quality of life in San Jose, including: KaBOOM! Playground Builds (2016, 2015, 2014), Tech Museum of Innovation's Field Trip Days at the Tech in partnership with SAP (2016), Santa Clara Valley Medical Center's new Women and Children's Center (2014), Rotary PlayGarden (2013), Sharks Pediatric Clinic at Valley Health Center Tully (2012) and numerous blacktop resurfacing projects, including the most recent at KIPP Heartwood Academy (2016).

PROGRAMS

The Goals for Kids program was established in partnership with the Koret Foundation and Taube Philanthropies as a way to support local non-profit organizations and celebrate each on-ice accomplishment. For every San Jose Sharks goal scored, \$1,000 is contributed to a running sum of funds which is then evenly distributed amongst the Goals for Kids beneficiaries at the end of the season. In 2015-16 a total of \$316,000 was dedicated back into the community.

2015-16 GOALS FOR KIDS SPONSORS & BENEFICIARIES

Sponsors: The Koret Foundation, Taube Philanthropies

Beneficiaries: Child Advocates of Silicon Valley, City Year San Jose/Silicon Valley, JW House, Loaves & Fishes Family Kitchen, Make-A-Wish Greater Bay Area and Silicon Valley Children's Fund.



S.J. SHARKIE



In 2016-17, S.J. Sharkie enters his 25th NHL season and 26th year as the Sharks beloved mascot.

A consistent and familiar presence at every Sharks home game, Sharkie has the enviable task of entertaining a sold out crowd in San Jose night in and night out, performing a variety of humorous, exciting, death-defying and unique stunts and acts. Sharkie's nightly performances range from rappelling from SAP Center at San Jose's rafters to speeding across the ice on his four-wheel, all-terrain vehicle.

Since his NHL debut in January 1992, Sharkie has become one of the most recognized mascots in the universe. He's a highly respected figure both inside and outside of SAP Center and throughout the hockey community.

This lovable mascot makes more than 450 public appearances each year, and makes a splash at any event. During the 2015-16 season, Sharkie's events ranged from birthday parties to flower deliveries, bar mitzvahs to weddings, corporate events and charity fundraisers. In the past, he has escorted a high school student to her senior prom and acted as the ring bearer at a wedding ceremony. Aptly coined as "The Hardest Working Fish in Sports," Sharkie has been selected to represent the team at the NHL All-Star Game an amazing 17 times (as of 2016) and assisted in dropping the ceremonial first puck at the 1997 All-Star Game in San Jose.

In 2012, the Cartoon Network selected him as the "Most Awesome Mascot" in all of sports at their Hall Of Game awards show, the first hockey mascot to win the award.

Sharkie serves as the face of several Sharks community initiatives, including Reading Is Cool, Sharks and Parks, Little Sharks and the FINatival Kids club. Besides his countless public appearances, Sharkie is involved with numerous Bay Area charities, and spends countless hours on behalf of the Sharks Foundation by lending a "fin" to their programs, fundraisers, meetings and projects throughout the year (sharksfoundation.org).

Sharkie's popularity has "spawned" his very own merchandise line and website, the first website ever devoted solely to a professional mascot (sjsharkie.com). You can follow Sharkie on his very own social network pages as well (Twitter: @sjsharkie, Facebook: \sjsharkie, Instagram: @officialsjsharkie, and Snapchat: @theSJSharkie).

For more information on the fun loving fish, his appearance descriptions and opportunities for in-game events, please visit sjsharkie.com



SAP CENTER AT SAN JOSE

GENERAL



NORTHERN CALIFORNIA'S TOP ENTERTAINMENT VENUE

SAP Center at San Jose continues to be recognized as the biggest success story in the revitalization of downtown San Jose. With its distinctive 10-story glass pyramid entry and unique stainless steel façade, the facility has been the place to be and be seen in the Bay Area for the last two decades. Located in the heart of Silicon Valley, SAP Center is an exemplification of the architectural excellence and technological innovation that defines the area.

Guests entering SAP Center enjoy the latest in audio and video technology to enhance their event viewing experience. Most noticeable to the eyes is the high resolution LED center hung scoreboard — one of the largest in North America. The arena bowl features a full-color moving LED fascia display (also known as a ribbon board). For the ears, there is a state-of-the-art digital sound system with acoustical enhancements throughout the bowl.

In addition to the San Jose Sharks, Sharks Sports & Entertainment currently manages the business operations of several entities. As arena managers, Sharks Sports & Entertainment operates and manages SAP Center at San Jose, including the booking of all events in the building. Since its opening in 1993, SAP Center at San Jose has hosted a who's who of music history, including Paul McCartney, The Rolling Stones, Bruce Springsteen, Barbra Streisand, Bob Dylan, Beyonce, Elton John, Garth Brooks, Jay-Z, The Three Tenors (Plácido Domingo, Luciano Pavarotti and Jose Carreras), Madonna, Lady Gaga, Prince, The Eagles and U2. SAP Center at San Jose has also hosted world-class, championship sporting events, including: the 2016 Stanley Cup Final; the 2016 Women's Gymnastics Olympic Trials; three NCAA Men's Basketball Western Regional Finals; 2003-07 Pac-10 Women's Basketball Tournament; 1999 NCAA Women's Basketball Final Four; 1996 and 2012 U.S. Figure Skating Championships; and 2012 Olympic Trials - Men and Women's Gymnastics. In 2018, the highly sought-after U.S. Figure Skating Championships and the NCAA Men's Basketball West Regional return to SAP Center.

International superstars such as Adele, Justin Timberlake, the Rolling Stones, Katy Perry, Barbra Streisand and Jay-Z have performed before capacity crowds at SAP Center at San Jose, which continues to set the standard for sports and entertainment venues worldwide. Pollstar Magazine consistently ranks SAP Center as a Top-Five venue in the United States and Top-10 venue in the world in terms of non-sports tickets sold during the past 10 years.

"SAP Center is a hub for sports, entertainment and culture in Silicon Valley," Sam Yen, SAP Chief Design Officer said. "SAP is a proud partner of the arena, as well as the 2016 NHL Western Conference Champion San Jose Sharks. These partnerships continue to grow and engage the community by immersing fans with innovative experiences that bring them closer to the live action. The unveiling of the 'Greatest Moments' Fan Wall this Spring is



SAP center at san jose

the latest addition to the venue, helping celebrate the Sharks 25th anniversary and drawing attention from local and visiting fans alike. SAP will continue to implement the latest technology to enhance the fan experience and transform the SAP Center."

SAP CENTER AT SAN JOSE

FACTS AND FIGURES

SITE AND BUILDING INFORMATION

Site Location: 525 W. Santa Clara St., San Jose, CA 95113

Site Area: Approximately 17 acres

Building Dimensions: Length — 425 feet-by-425 feet; Height — 117 feet

Internal Space: 450,000 square feet

Exterior: Concrete; space frame steel truss; ribbed stainless steel siding; 10-story glass pyramid entry

Seating Capacity: 20,000 maximum; Basketball — 18,543; Multi-purpose — 16-20,000; Hockey — 17,562

Parking: Approximately 1,800 spaces on site; up to 8,000 spaces within a 5-10 minute walk

Executive Suites: 66 (Concourse 22, Penthouse 44)

Penthouse Terrace Group

Entertainment Areas: 3

Cost: \$162.5 million (\$132.5 million funded by City of San Jose; \$30 million funded by San Jose Arena Management)

Project Developer: Redevelopment Agency of San Jose

Owner: City of San Jose

Builder: Perini Building Company, Western Division

Construction Manager: HuntCor Inc.

Architect: Sink Combs Dethlefs

Arena Operator: San Jose Arena Management

Original Name: San Jose Arena; Re-named Compaq Center at San Jose, March 27, 2001; Re-named HP Pavilion at San Jose, Nov. 30, 2002; Re-named SAP Center at San Jose, July 9, 2013

Primary Tenant: San Jose Sharks

Groundbreaking: June 26, 1990

First Event: Ringling Brothers and Barnum & Bailey Circus, Sept. 8, 1993

First Hockey Game: San Jose Sharks vs. New York Islanders preseason game, Sept. 30, 1993

Days To Build: 540 days

SHARKS TICKET INFORMATION

PURCHASING TICKETS

SAP Center at San Jose — The Ticket Office is open:

- Monday – Friday / 10am – 3pm
- Closed Saturday, Sunday, Holidays
- Open for all SAP Center at San Jose events two hours before scheduled time

Tickets to all SAP Center at San Jose events are available at the SAP Center Ticket Office, all Ticketmaster retail locations throughout the Bay Area, online at Ticketmaster.com or charge by phone at 1-800-745-3000.

Group Ticket Information: 408-999-5757

Season Ticket and Partial Season Plan Information: 408-999-5757

SEATING MAP



SEATING LOCATION

- VIP Club Glass
- Skyline Club
- Premium Glass
- End/Corner Club
- Premium Lower – Goal
- Premium Lower
- Lower Reserved – Attack End
- Lower Reserved
- Lower Reserved – Goal
- Upper Rim
- Premium Upper Skyline
- Premium Upper Corner – Attack End
- Premium Upper Corner
- Premium Upper Goal – Attack End
- Premium Upper Goal
- Mid Upper Corner
- Upper Skyline
- Upper Corner – Attack End
- Upper Corner
- Mid Upper Goal
- Upper Goal – Attack End
- Upper Goal



SAN JOSE JUNIOR SHARKS

Headquartered at Sharks Ice in San Jose, the Jr. Sharks are a youth hockey organization whose mission is to provide a fun atmosphere that fosters a lasting love for the game of hockey. The organization currently has 27 travelling club teams and 38 in-house teams that serve boys and girls aged 7 to 19. Together the travel and house teams have approximately 1,000 youth hockey participants. Additionally, the San Jose Jr. Sharks are one of 21 USA Hockey Model Clubs in the entire nation.

STAFF & PHILOSOPHY

Led by Sharks Ice Director of Hockey Robert Savoie and Junior Sharks Director Curtis Brown, the Jr. Sharks coaching staff is dedicated to teaching, in addition to hockey skills, essential life lessons such as discipline, teamwork, and accountability. Balancing family, school, and hockey can be a challenging task, but the coaching staff takes great pride in developing outstanding citizens as well as hockey players.

Along with Brown, numerous other NHL players and personnel are involved with the program. Former Sharks defensemen Kyle McLaren and Mike Rathje are a part of the coaching staff, and other Sharks alumni such as Owen Nolan and Evgeni Nabokov help out from time to time.

Surrounding players with these core values and excellent hockey minds has paid off. Each year the organization has more players as tryouts, greater retention of players, and more families coming to the rink. This has strengthened the fabric of hockey culture in the Bay Area and led to rapid growth.

NOTABLE ALUMNI

Along with boasting an impressive list of alumni who have played in the NCAA and various leagues around the world, the Jr. Sharks have developed numerous professional players. Notable alumni who played or are playing in NHL organizations include: Corbin McPherson (New Jersey), Jason Platt (Edmonton), Viktor Tikhonov (Chicago), Alec Martinez (Los Angeles), Brett Sutter (Los Angeles), Casey Wellman (Washington), Spencer Dillon (Florida), and Matt Tennynson (Carolina).

MOVING FORWARD

Registered USA Hockey players in the Pacific region has increased by over 240% since the San Jose Sharks entered the NHL in the early 90's. In fact, Sharks Ice alone currently makes up 28% of USA Hockey registered hockey players in California. This type of growth is exciting but does present a unique set of challenges when trying to find ice time for more and more players each year. That's a good problem to have.

The true strength of a sustainable hockey community lies in the steady increase of new players each season, an asset the Jr. Sharks have been blessed with. Opportunities for expansion are always possible as long as demand is there. More families coming to the rink means demand is only expected to grow.

With numerous tournaments scheduled at Sharks Ice, and alumni finding success, players realize they can progress to the next stage of their hockey career and stay in the Bay Area. Scouts at both the collegiate and professional level don't consider California to be "non-traditional" anymore.

The tradition is just beginning.



RADIO/TV INFORMATION



TELEVISION BROADCASTS

Comcast SportsNet California, the home of “Authentic Bay Area Sports,” is the Sharks exclusive regional cable television broadcast partner.

CSN will broadcast 71 of the team's games, with 11 games set to be broadcast nationally on NBC Sports Network.

Long-time play-by-play announcer Randy Hahn (@sharkvoice) will once again serve as the voice for CSN California's broadcasts. The eight-time Regional Emmy Award winner will be accompanied by former Sharks forward Jamie Baker (@Bakes_Jamie13). Drawing from his 10-year experience as a National Hockey League player, including three seasons with the Sharks (1993-96), Baker enters his third season as the Sharks television color analyst.

Returning for all Sharks home games this season is the “Inside The Glass” position on the Sharks bench, where Baker will provide viewers with an up-close-and-personal vantage point for Sharks broadcasts on CSN California, bringing fans closer than ever to the action of Sharks hockey.

Toyota CSN California's Sharks Pregame Live will lead viewers right to the drop of the puck with a breakdown of the day's matchup, insightful analysis, and interviews with Sharks coaches and players. Immediately following Sharks games on CSN California, Sharks Postgame Live will provide in-depth game analysis, complete game highlights, a live look at Coach Peter DeBoer's press conference, interviews from the dressing room and player reaction, and a preview of the next game. The shows will be anchored by 13-time Regional Emmy Award winner Brodie Brazil (@brodiebrazilCSN) and 12-year NHL veteran Curtis Brown, with additional analysis provided by Randy Hahn, Jamie Baker and Bret Hedican (@BretHedican).

Each month of the 2016-17 NHL season, Sharks Central (formerly Shark Byte) – a half-hour program hosted by Brodie Brazil – will give fans an inside look at the Sharks both on and off the ice. Visit CSNCalifornia.com for air dates and times.



RADIO BROADCASTS

On the radio dial at 98.5 FM KFOX and the Sharks Radio Network, veteran radio play-by-play announcer Dan Rusanowsky (@DanRusanowsky) will return for his 26th consecutive season as the “Voice of the Sharks.” Hedican, the former Stanley Cup champion also returns, and will call the majority of the team's 82 games.

Sharks alumnus and Stanley Cup champion David Maley (@males8) will also join Rusanowsky throughout the 2016-17 season on the Sharks radio network, along with other Sharks alumni.

All Sharks Radio Network game coverage begins with the popular 30-minute pre-game show, “Sharks Warm-Up,” followed by another popular segment, “Coach's Chalkboard,” and the game broadcast. Following the game, fans get a recap of the night's action on the “Sharks Extra” post-game show.

hAffiliate stations bring Sharks radio action throughout Northern California, with a full list of schedules available at www.sjsharksradio.net. Games are also available on SiriusXM satellite radio, smartphone apps such as the Sharks app, the KFOX app, TuneIn Radio, etc., and the Internet all season long.





RADIO/TV INFORMATION

2016-17 SHARKS RADIO NETWORK

STATION	CITY
KFOX 98.5 FM	San Jose-San Francisco-Oakland (flagship station)
KATA (1340 AM / 92.7 FM)	Eureka-Arcata
KESP (970 AM)	Modesto-Stockton
KHTK (1140 AM / 105.1 HD3)	Sacramento
KFIG (ESPN 940 AM) / KFPT (790 AM)	Fresno-Clovis
KRKC (1490 AM / 104.9 FM)	King City
KXBX (1270 AM / 96.5 FM)	Lakeport
KVON (1440 AM)	Napa
KRBQ (102.1 HD2)	SF Bay Area Alternate (KFOX)
sjsharks.com	Official Internet site of the San Jose Sharks
SiriusXM	Official Satellite Radio Provider of the NHL



RANDY HAHN

TELEVISION PLAY-BY-PLAY BROADCASTER

Experienced broadcaster Randy Hahn provides Bay Area hockey fans with all the play-by-play action for Sharks games on Comcast SportsNet California. Hahn, who enters his 24th full season with the club, served in the same capacity on selected telecasts during San Jose's first two seasons (1991-93). He was recognized at the Sharks 25th Anniversary Gala as one of five employees who has been with the organization since the team's inaugural season.

Hahn, who called his 1,500th National Hockey League game on Jan. 16, 2016 against Dallas, has captured eight Northern California Emmy Awards in the "On Camera Talent Play-by-Play" category.

Hahn was featured as the primary play-by-play voice on the hockey video game, NHL 2K11 and recently held a role in the Oscar-winning, Pixar motion picture, "Inside Out."

Hahn has more than 40 years of sports broadcast experience, including a unique first assignment when he was just 16 years old - calling the "paw-by-paw" action of a dog sled race in the Yukon Territory in 1974. He continues to be a versatile broadcaster, having done play-by-play on television and radio, anchoring radio sports shows and serving as television studio host for various sports programs. Hahn became the interim co-host of San Francisco CBS-5's "Evening Magazine" in February 2005, working alongside popular Bay Area personality Malou Nubla.

A native of Edmonton, Alberta, Hahn's other hockey broadcast experience came as studio host of Los Angeles Kings games on the Prime Ticket cable network before joining the Sharks. Early in his career, he was a member of the radio broadcast teams of both the Vancouver Canucks and Edmonton Oilers, in addition to performing various broadcast roles in those cities.

Hahn is also an experienced soccer announcer. He called matches on ABC and ESPN during the 1994 World Cup. From 1982-92, he was the play-by-play voice of the North American and Major Indoor Soccer League's San Diego Sockers. Hahn also announced the 1990 World Cup, the 1991 Women's World Cup and has called the action for USA National Team soccer games on SportsChannel and for Major League Soccer's Kansas City Wizards. From 1991-94, Hahn was a studio anchor for SportsChannel Chicago's nightly highlight show and worked on broadcasts for collegiate basketball, baseball, volleyball and gymnastics. Hahn has been a play-by-play broadcaster for Arena Football League games on FSN.

In 1990, as a resident of San Jose, Hahn was instrumental in helping bring a NHL franchise to the Bay Area, serving as vice president of Pro Hockey San Jose - a grassroots, non-profit corporation formed for the purpose of attracting an NHL franchise to the new multi-purpose venue being built in downtown San Jose.

Hahn is actively involved in charity work in the Bay Area, especially with The American Cancer Society Silicon Valley, The First Tee of Tri Valley program, The Fallen Heroes, The Aubri Brown Club and the Have a Ball Foundation.



JAMIE BAKER

TELEVISION COLOR ANALYST

Former Sharks forward and NHL veteran Jamie Baker returns to the Sharks broadcast team for his 12th season in hockey, and third season as television color commentator. Drawing from his 10-year experience as a National Hockey League player, including three seasons with the Sharks (1993-96), Baker, who has occasionally filled in as the color commentator on Sharks television broadcasts in previous seasons, will tandem with and accentuate long-time television announcer Randy Hahn's play-by-play calls, explaining the finer details and insights of the game.

Baker will continue to appear on Comcast SportsNet California's "Sharks Pregame Live" and "Sharks Postgame Live" programs. Baker's high-energy personality, enthusiasm and excellent knowledge of the NHL have greatly enhanced Sharks broadcasts over the past eleven seasons. In addition, his dedication to grassroots marketing has helped expand the ever-growing youth hockey population in the Bay Area.

Known for his speed, grit and tenacity as a player, Baker was always at his best when the game was on the line.

Following an outstanding college career at St. Lawrence University, Baker went on to play in parts of 10 NHL seasons, including three with the Sharks (1993-96). In 404 games with Quebec, Ottawa, San Jose and Toronto, he tallied 150 points (71 goals, 79 assists). Baker also appeared in 25 Stanley Cup Playoff games with the Sharks, posting nine points (five goals, four assists) and 42 penalty minutes.

Baker is still recognized for scoring one of the biggest goals in Sharks franchise history. As a member of the 1993-94 Sharks, a team just one year removed from an NHL-record 71 losses, the team posted the largest turnaround in NHL history the following season. The team improved by 58 points and earned a berth in the Stanley Cup Playoffs. As the No. 8 seed, San Jose drew the Presidents' Trophy-winning Detroit Red Wings. Baker scored the game-winning, series-clinching goal in Game 7 against Chris Osgood, allowing the Sharks to become the first eighth-seeded NHL team to defeat a No. 1 seed. The victory is also viewed by many as the "flash point" for turning San Jose into a hockey-passionate city.



DAN RUSANOWSKY

RADIO PLAY-BY-PLAY BROADCASTER

Veteran Radio Play-by-Play Announcer Dan Rusanowsky returns for his 26th consecutive season as the "Voice of the Sharks" on Classic Rock KFOX 98.5 FM and the multi-station Sharks Radio Network, which provides coverage of all games for hockey fans in Northern California and parts of Nevada and Oregon.

A 37-year veteran of hockey broadcasting at all levels, Rusanowsky is one of the club's most recognizable figures, both on-and-off the ice. He's responsible for producing all radio broadcasts, directs and administers the Sharks Radio Network, and oversees the relationship with flagship station KFOX 98.5 FM. A versatile performer, he also contributes to Sharks Magazine, the team's official game program, and sjsharks.com with regularly featured columns and broadcast reports. He appears regularly on KFOX, the flagship's sister station, 95.7 "The Game," and other regional stations to talk about the Sharks and the NHL.

An active, year-round member of the Bay Area broadcasting community, Rusanowsky's resume also includes television work. A motor racing enthusiast, he currently appears on Comcast SportsNet Bay Area's "Race Week" program with commentary on Formula One, IndyCar, NASCAR, and NHRA. He has joined the Indianapolis Motor Speedway Radio Network's live broadcast of the GoPro Indy Grand Prix of Sonoma and other races since 2011. He was a member of the San Jose Grand Prix's closed circuit track telecast team, covering Champ Car and all support series in front of more than 150,000 fans per year from 2005-07. He has called the action on San Jose Earthquakes soccer telecasts for Comcast SportsNet, and on KLIV 1590. He was the TV voice of the now-defunct Continental Indoor Soccer League's San Jose Grizzlies and worked the "CISL Game of the Week" for Prime Network. He provided the call of Roller Hockey International telecasts, including the Oakland Skates and the 1995 Murphy Cup Champion San Jose Rhinos. He also makes regular appearances on Sharks television features.

Rusanowsky has served as a guest host on "95.7 The Game," KNBR 680 and 1050 AM, as well as the nationally syndicated "Sports Byline USA/Sports Overnight America" programs. He has brought his voice to radio and television commercials, video games, feature films and corporate video programs over the years. He hosted "Dan's Dugout" on Oakland Athletics radio broadcasts in 1993, and ventured back into the baseball world in the summer of 2005 with "Dan's Diamond Notes," a regular weekly segment which aired during KFOX's top-rated morning program. Rusanowsky was injured in a serious automobile accident on Nov. 25, 2000, ending a continuous broadcast streak of regular season and playoff games at 774. He called his 1,800th Sharks regular season game on October 22, 2015 versus Los Angeles and has been behind the microphone for all 205 playoff games in Sharks history.



DAN RUSANOWSKY CONTINUED

Born in Milford, Conn., Rusanowsky is one of a select few play-by-play announcers who have been tapped by NHL Radio to announce the "Game of the Week." He was on the broadcast team for NHL Radio's production of the 1997 NHL All-Star Game in San Jose and has presented feature work on the League's network broadcasts. Along with his broadcasting duties, Rusanowsky makes numerous public speaking appearances in the community. He serves on the executive board of the Silicon Valley Monterey Bay Council, Boy Scouts of America and serves on the advisory boards for the Boys and Girls Clubs of Silicon Valley and Services for Brain Injury. As co-chair of the annual Ultimate Fantasy Hockey Playoffs Draft (through 2010), more than \$450,000 was raised to benefit the Foundation Fighting Blindness. He also works with many other community organizations and is an active member of the NHL Broadcaster's Association.

Before arriving in the Bay Area, Rusanowsky provided the radio play-by-play call for the American Hockey League's New Haven Nighthawks (1986-91) and was the voice of St. Lawrence University's NCAA Division I hockey program from 1979-86. He received a bachelor's degree at St. Lawrence and subsequently earned his M.B.A. at Clarkson University.

In 2013, Rusanowsky was inducted into the Bay Area Radio Hall of Fame in the sports category.



BRET HEDICAN

RADIO COLOR ANALYST

2006 Stanley Cup Winner and 17-year NHL veteran Bret Hedican enters his third season as the team's radio color analyst. Hedican will work alongside venerable play-by-play announcer Dan Rusanowsky, adding his well-respected analysis on the team's flagship station, 98.5 FM KFOX and the Sharks Radio Network.

Hedican joins the Sharks broadcast team full-time after spending the five seasons as a pre-game, post-game and analyst for Comcast SportsNet California's coverage of Sharks hockey and "Inside the Glass" analyst for NBCSN. He will continue to appear on both shows throughout the season. Working with Rusanowsky, Hedican will provide expert, first-hand knowledge of the nuances and inner workings of the game.

Hedican also provided radio color commentary for Westwood One's coverage of the 2014 men's and women's Olympic hockey tournament in Sochi.

A respected and knowledgeable voice, Hedican was a defenseman in the National Hockey League for 17 seasons with the St. Louis Blues, Vancouver Canucks, Florida Panthers, Carolina Hurricanes and Anaheim Ducks spanning over 1,000 regular season games. He was a key member of the Carolina Hurricanes 2006 Stanley Cup-winning team, playing in all 25 playoff games and scoring 11 points. Bret has appeared in three Stanley Cup Finals, twice with Carolina and once with Vancouver.

Hedican is also a two-time member of the United States men's Olympic hockey team (1992, 2006). After a stellar collegiate career at St. Cloud State University, his number 24 was retired by the university in 2010.

Currently, he sits on the board of the Always Dream Foundation, where they inspire underserved children to reach for their dreams through innovative reading programs and by advancing the cause of early childhood literacy.



DAVID MALEY

RADIO COLOR ANALYST

David Maley, a Stanley Cup Champion and veteran of nine NHL seasons including two with San Jose, will provide color analysis for selected games during the 2016-17 season. Known during his playing career as a physical, hard-hitting forward, Maley has been a winner at every level of professional and amateur hockey. He was a Minnesota High School State Champion and as a scholarship athlete at the University of Wisconsin, he was an important component to the Badgers team that would capture the 1983 NCAA Division I title.

In nine NHL seasons, Maley compiled 124 points (43 goals, 81 assists), 1,043 PIM and played in 466 NHL games with Montreal, New Jersey, Edmonton, San Jose and the New York Islanders. In addition, he appeared in 46 Stanley Cup Playoff games, winning Lord Stanley's cup in 1987 as a member of the Montreal Canadiens.

A huge proponent and supporter of youth hockey in the Bay Area, Maley founded Rollin' Ice at the Santa Clara County Fairgrounds in 1996, which became the Bay Area's premier inline hockey facility. He then opened Silver Creek Sportsplex, a multi-faceted sports and fitness destination featuring 240,000 square feet of state-of-the-art sports and fitness facilities. In 2008, he founded the Silver Creek Sportsplex Foundation, which assists families in need that are passionate about keeping their kids involved in sports and fitness activities.

Maley has served on the board of the Police Activities League (PAL) and founded the Dream On Foundation, both of which gives youth a chance to participate in sports that they could otherwise not afford.



SHARKS PRIMARY BROADCASTERS THROUGH THE YEARS

Jamie Baker (radio color analyst, 2005-2014; television color analyst, 2014-present)

Chris Collins (radio color analyst, 1993-97)

Randy Hahn (television play-by-play, 1993-present)

Bret Hedican (radio color analyst, 2014-present)

Dennis Hull (radio and television color analyst, 1991-92)

Steve Konroyd (television color analyst, 1997-00)

Dave Maley (radio color analyst, 2015-present)

Marty McSorley (television color analyst, 2006-07)

Drew Remenda (radio color analyst, 1997-00; television color analyst, 2000-06 and 2007-2014)

Dan Rusanowsky (radio play-by-play, 1991-present)

Joe Starkey (television play-by-play, 1991-93)

Pete Stemkowski (television color analyst, 1993-97; radio color analyst, 2000-04)



MEDIA INFORMATION

ACCESS:

The San Jose Sharks organization and Media Relations Department strive to make its players, coaches, management and other personnel available in a timely and responsible fashion to all accredited members of the media.

NON-GAME DAY PRACTICE LOCATIONS:

On non-game days, the Sharks almost exclusively practice at Sharks Ice at San Jose, located at 1500 S. 10th Street (at the intersection of Alma). The Sharks skate on the facility's South Rink. The South Rink has a media workroom accessible via the staircase at the top of the bleachers. All media are required to enter the media workroom through the entrance at the top of the bleachers. No one will be allowed entry through the Sharks offices.

Visiting teams may skate at Sharks Ice at San Jose or at SAP Center, depending on the availability of SAP Center. Visiting team typically practice on the North or East rink when skating at Sharks Ice.

Unless notified otherwise, ALL morning skates take place at SAP Center.

INTERNET ACCESS:

SAP CENTER AT SAN JOSE: Our press box and press room have complimentary AT&T wireless and hardwired Ethernet high-speed Internet ports (for hardwire access, use Ethernet chords in press box, orange-colored ports in the press room). For wireless access, simply choose the attwifi network, agree to the terms and you should be online. There is no password needed for this network. If you have any problems gaining access to the Internet, please let us know.

SHARKS ICE AT SAN JOSE: Use the iceguest wireless network and the passcode of "stanleys." In the Sharks media work room at Sharks Ice, there are also hard-wired Ethernet cables for Internet access.

MEDIA ENTRANCE:

The media entrance to SAP Center is through the 24-hour Security Entrance, located at the rear of SAP Center, next to but not in the gated loading ramp.

CREDENTIALS:

Credentials will be delivered to the visiting team's media relations representative upon their arrival at SAP Center or can be picked up directly by visiting the San Jose locker room following the Sharks morning skate. In the event your team is playing back-to-back games, we will leave your passes at the media entrance (24-hour Security Entrance).

PARKING:

Anyone requesting parking privileges should contact Scott Emmert at semmert@sharkssports.net. Media parking is in Lots A, B & C which are behind SAP Center. Once confirmed that you have been added to the SAP Center media parking list, just give your name to the gate attendant at either the Santa Clara Street or Julian Avenue entrances.

GAME NOTES/STATISTICS/NEWS CLIPPINGS:

The Sharks Media Relations department will provide hard copy, up-to-date Game Notes, NHL statistics and press clippings at the morning skate. However, in an effort to reduce the amount of paper waste, we will only be printing a very limited number of hard copies at game time. All of these reports can be found electronically in PDF format on the Sharks Media Resources web page. In the event you absolutely need a hard copy during the game, please let one of us know and we will get them delivered to you.

MORNING SKATE MEDIA ACCESS:

The Sharks, on most mornings, will go on the ice between 10:15 and 10:30 a.m. and typically skate no longer than 15-20 minutes. If there are specific players you need to speak with, we ask that you arrive at the Sharks dressing room no later than 10:15 a.m. so that we can ensure they are available in the event the team has an optional skate.

The Sharks dressing room will open after the first player leaves the ice from the morning skate. Sharks Head Coach Peter DeBoer will address the media following all player access, in front of the SAP banner outside the Sharks dressing room.

PRE-GAME/IN-GAME TELEVISION INTERVIEW REQUESTS:

If you need to request a Sharks pre-tape or intermission interview, we ask that you please let us know by the conclusion of the Sharks morning skate so that we can ensure the availability of your guest. Your requests can be made in person at SAP Center or through Ben Guerrero at bguerrero@sharkssports.net.

PREGAME MEDIA ACCESS:

Sharks players and coaches may be made available to credentialed members of the media two-and-a-half hours before game time. For example, pregame media access for a 7:30 p.m. home game would likely be at 5 p.m. Media members who wish to utilize this media access window MUST contact the Sharks Media Relations Department in advance with their interview requests.



MEDIA INFORMATION

POST-GAME MEDIA ACCESS:

The Sharks dressing room will open approximately five minutes following the conclusion of the game. To reach the Sharks dressing room, proceed down the North elevator to the 1st floor. Upon exiting, walk down the hallway and turn right down the main corridor. Follow that corridor to the main entrance to the Sharks dressing room (large wooden door).

To access the visitor's dressing room, proceed down the North elevator to the 1st floor. Upon exiting, walk down the hallway and turn left. A SAP Center staff member will provide direction to on how to reach the visitor's dressing room entrance.

OFFICIALS ROOM:

The officials' locker room is off-limits to the media. Should a comment or interpretation from the game's referee or NHL supervisor be needed, contact a member of the Sharks Media Relations Department and a pool reporter may be assigned.

PHOTOGRAPHERS:

Only those photographers on assignment from a recognized, approved media outlet will be allowed access to designated photography locations at rink level and in overhead positions. Priority will be given to local dailies, wire service photographers and local TV crews (for non-televised games) and one ice-level photography position will be reserved for Sharks team photographers. Additional photography positions are determined on a priority basis as determined by the Sharks Media Relations director. In cases of increased photographer (i.e. playoffs) attendance, positions will be assigned by the Sharks Media Relations Department. In all cases, photographers should check in with a media relations representative in the press room before game time. Because of very limited photography locations and NHL Images regulations, it is not possible to accommodate freelance photographers.

PRE-GAME MEAL:

For a \$10 fee, a media meal will be served in the Press Room beginning 2 ½ hours prior to game time. The Press Room is located on the North side of SAP Center on Level 1, near the hallway to the visitor's dressing room. Dining room usage is limited to those presenting valid Sharks or NHL Team Management passes. It is impossible to accommodate family members, friends, guests or others. Any abuse of dining room privileges may cause forfeiture of a media pass. Limited refreshments are also available during intermissions as well as in the press box during games.

PRESS BOX/BROADCAST LOCATIONS:

The press box and broadcast locations at SAP Center can be accessed by taking the North elevator (just outside the Press Room). Take the elevator to the 4th floor. Upon exiting, make an immediate left u-turn thru the white double doors. Open the single door on the right and proceed up two short flights of stairs, where you will enter the press box. Media seating charts will be posted in the press box.

TELEPHONE SERVICE:

A limited number of telephones are available for media use in the press box. To get an outside line, dial "9."

TV VIEWING/GAME REPLAYS:

A high-definition television should be viewable from any seat in the press box. HD TV's are also available to monitor the game in the Press Room should media choose to work there in the 3rd period. Anyone wishing to view a replay of an event during the game should visit the Sharks Media Relations Staff at center ice in the press box.

POST-GAME INFORMATION:

Following the game, final copies of the "Game" and "Event Summary" will be made available in the main press box and Press Room. We will also send you via e-mail our "Quick Notes" document recapping key details/notes from the game, along with quotes from home and visiting team players and coaches. Requests to be added to this email list can be made in person at SAP Center or through Nick Carrillo at ncarrillo@sharkssports.net.

If you have any questions or need further assistance, please don't hesitate to contact us.

Thanks and we look forward to working with you!



SAN JOSE BARRACUDA

2016-17 MEDIA GUIDE



2015-16 SAN JOSE BARRACUDA – THE INAUGURAL YEAR OF THE FRANCHISE IN SAN JOSE.



presented by BARRACUDA NETWORKS

2016-17 SCHEDULE

OCTOBER						
SUN	MON	TUE	WED	THU	FRI	SAT
						1
2	3	4	5	6	7	8
9	10	11	12	13	14	15 STK 7:30
16	17	18	19	20	21	22 ONT 6:00
23	24	25	26	27	28 BAK 7:00	29 BAK 1:15
30	31					

NOVEMBER						
SUN	MON	TUE	WED	THU	FRI	SAT
		1	2	3	4	5 SA 1:15
6 SA 3:00	7	8	9	10	11 TEX 5:30	12 TEX 5:00
13	14	15 SA 10:30 AM	16	17	18 SD 7:00	19 STK 7:00
20	21	22 BAK 7:00	23	24	25 BAK 6:00	26 ONT 6:00
27	28	29	30			

DECEMBER						
SUN	MON	TUE	WED	THU	FRI	SAT
				1	2	3 SA 5:00
4 SA 1:00	5	6	7	8 STK 7:00	9	10 SD 1:15
11 SD 3:00	12	13	14	15	16	17 BAK 7:00
18 ONT 3:00	19	20 STK 1:15	21	22	23	24
25	26 STK 5:00	27	28 BAK 7:00	29	30 BAK 7:00	31 BAK 6:00

HOME	AWAY
------	------

DATES AND TIMES ARE SUBJECT TO CHANGE

GET TICKETS AT
SJBARRACUDA.COM/TICKETS



JANUARY						
SUN	MON	TUE	WED	THU	FRI	SAT
1	2	3	4 SA 7:00	5	6 MIL 7:00	7 TUC 1:15
8	9	10	11	12	13 ONT 7:00	14 STK 1:30
15	16 BAK 6:00	17	18	19	20 SD 7:00	21 ONT 6:00
22	23	24	25 STK 7:00	26	27 BR 4:00	28 MIL 4:00
29	30	31				

FEBRUARY						
SUN	MON	TUE	WED	THU	FRI	SAT
			1	2	3 MB 5:00	4 MB 5:00
5	6	7	8 SD 7:00	9	10	11 BAK 6:00
12 ONT 5:00	13	14 TUC 7:00	15	16	17 STK 7:30	18 ONT 6:00
19	20 TEX 3:00	21	22	23	24 TUC 6:05	25 TUC 6:05
26	27	28				

MARCH						
SUN	MON	TUE	WED	THU	FRI	SAT
			1 TEX 7:00	2	3	4 STK 7:30
5 SD 5:00	6	7	8 SD 7:00	9	10	11 BR 6:00
12 SD 1:15	13	14 BAK 7:00	15	16	17 STK 7:00	18 STK 7:30
19	20	21	22 SD 7:00	23	24	25 TUC 7:05
26 TUC 4:05	27	28	29	30	31 MB 7:00	

APRIL						
SUN	MON	TUE	WED	THU	FRI	SAT
						1 MB 7:00
2	3	4	5 ONT 7:00	6	7	8 STK 7:30
9 STK 3:00	10	11	12 TUC 7:00	13	14 TUC 7:00	15 BAK 6:00
16	17	18	19	20	21	22
23	24	25	26	27	28	29
30						



SAN JOSE BARRACUDA FRONT OFFICE



SAP Center

525 West Santa Clara Street
San Jose, CA 95113
(408) 287-7070; (800) 366-4423
SJBARRACUDA.COM
FACEBOOK.COM/SJBARRACUDA
TWITTER: @SJBARRACUDA

SAN JOSE BARRACUDA

EXECUTIVE STAFF

Governor John Tortora
Vice President/Alternate Governor. Jon Gustafson

HOCKEY OPERATIONS

General Manager & Alternate Governor Joe Will
Head Coach. Roy Sommer
Assistant Coach Ryan Mougengel
Video Coach and Hockey Operations Coordinator. Nick Gialdini
Development Coach (Defenseemen) Bryan Marchment
Development Coach (Forwards) Mike Ricci
Development Coach (Goalies) Evgeni Nabokov
Head Athletic Trainer Quentin Higgins
Head Equipment Manager Adam Dexter
Strength and Conditioning Coordinator. Marcello Martinelli
Assistant Equipment Manager John Peters

BUSINESS OPERATIONS

Game Presentation Manager Daniel Bell
Media Relations & Broadcasting Manager. Nick Nollenberger
Marketing Coordinator. Tyler Hadfield
Digital Media Coordinator. Ann Frazier
Fan Development Coordinator Joey Goldstein
Account Services Manager Rachelle Hill
Sales Manager, Corporate Partnerships Riley Danford
Service Manager, Corporate Partnerships. Seth DeWitt
Ticket Sales Account Executive Maria Brandone



BARRACUDA FRONT OFFICE

SAN JOSE BARRACUDA



JON GUSTAFSON

VICE PRESIDENT, SHARKS ICE LLC, SHARKS MINOR HOLDINGS (SAN JOSE BARRACUDA)

Jon Gustafson enters his fifth season as Vice President of Sharks Ice and the San Jose Barracuda.

In his role, Gustafson oversees all business operations for the San Jose Barracuda of the American Hockey League, including ticket sales, marketing, corporate partnerships, public and community relations, and serves as San Jose's Governor for the AHL. Jon also sits on the executive committee for the American Hockey League.

He is also responsible for overseeing all areas of operation for the Sharks Ice family of ice rinks, including Sharks Ice at San Jose, Sharks Ice at Fremont and the Oakland Ice Center, operated by Sharks Ice.

Since 2000, Gustafson, 48, has served as Vice President and General Manager of the family of Sharks Ice rinks. Under his leadership, the operation has grown from one facility with two ice sheets to three facilities with seven ice sheets and increased revenues ten-fold. In June of 2013, the Jr. Sharks youth ice hockey program, which was founded by Gustafson and operates out of Sharks Ice, was named as a USA Hockey Model Program, one of only a handful of programs in the U.S. to receive the honor.

Gustafson, who serves on the board of directors for USA Hockey, works closely with organizations such as USA Hockey, USHL, NAHL, ISI and USF to bring national and world hockey events to San Jose. In April of 2016, Sharks Ice hosted the 2016 USA Hockey Boys Tier 1 U-16 and U-18 National Championships, the latest in a long line of national events to select the facility as the home for their events. In 2009, Gustafson was named the International Ice Skating Institute's "Facility Operator of the Year."

From 1996-1999, Gustafson served as general manager and vice president of operations for the San Jose Rhinos of Roller Hockey International (RHI). The team, which played their home games at SAP Center at San Jose, won the Murphy Cup as league champions in 1995 and Gustafson was named RHI "Executive of the Year" in 1999.

A former goaltender, Gustafson spent five seasons playing with various teams in the AHL, ECHL, CHL, WCHL and IHL. On April 15, 1992, he dressed as the back-up goaltender to Grant Fuhr for the Toronto Maple Leafs at Maple Leaf Gardens in a 4-2 win over the New York Rangers. The Fort Frances, Ontario native also played collegiately for four seasons at Colorado College.

BARRACUDA HOCKEY OPERATIONS



ROY SOMMER

HEAD COACH

The Oakland native returns for his 19th season behind the bench of San Jose's top development affiliate and his 21st season overall with the Sharks organization. In his 18 seasons as head coach, Sommer has compiled a 648-589-48-68-59 (W-L-T-OTL-SOL) record in the regular season and has reached the postseason nine times, including reaching the Atlantic Division Finals in two of the last

eight seasons.

San Jose dressed 20 players during the 2015-16 season that developed under Sommer's tutelage. In fact, 38 players have made their NHL debuts with the Sharks over the last 10 seasons -- including Justin Braun, Chris Tierney, Dylan DeMelo, Tommy Wingels, and Melker Karlsson.

Roy Sommer picked up record breaking win 637 to surpass Fred "Bun" Cook (636 wins) for the most wins in AHL history in 4-2 win over the Ontario Reign on February 10, 2016 at the SAP Center at San Jose. He also surpassed Frank Mathers (1,256 games coached) for the most games coached in AHL history on March 26, 2014 in Worcester's 5-3 victory in Lewiston, ME over the Portland Pirates. Sommer has coached 1,412 AHL games - all with the SJ Sharks AHL affiliates. In total, he has coached 1,746 total games in the AHL and ECHL.

In 2011-12, Roy became just the 4th head coach in AHL history to reach the 500 wins plateau after a 3-2 shootout victory at Hershey on February 11, 2012.

In 2010-11, Sommer became just the 4th head coach in AHL history to reach the 1,000 games plateau after a 3-1 victory at Springfield on January 14, 2011 and seven players made their NHL debut with the San Jose Sharks.

In 2009-10, Sommer led Worcester to a franchise record 49 wins and captured the regular season Atlantic Division title. He won his 400th game as an AHL head coach after a 4-1 victory over Springfield at the DCU Center on Nov. 1, 2009.

As head coach for San Jose's top development team, Sommer has coached more than 90 players who've spent time in the National Hockey League, including forward Logan Couture, who was named the 2010-11 PlayStation "Sharks Rookie of the Year."

Sommer, 58, began coaching San Jose's top development affiliates in 1998-99 with the AHL's Kentucky Thoroughblades. He coached the T-Blades for three seasons before San Jose relocated their AHL team to Cleveland.



In his first season with Kentucky, the Thoroughblades registered franchise records for most regular season wins (44), most road wins (21) and total points (98) in a season while posting the AHL's fifth-best record. This success came despite having 17 players promoted to the NHL during the season.

From 1999-2001, Sommer's club went 84-50-21-5 to capture two consecutive Mid-Atlantic Division titles and went to the Calder Cup Playoffs each season. Sommer's success was recognized during the 1999-00 season with his selection as the head coach for the Canadian All-Star Team, where his squad

toppled PlanetUSA, 8-3. Before being named head coach of the Thoroughblades in 1998, Sommer spent two seasons (1996-98) as an assistant coach with the San Jose Sharks. With San Jose, Sommer was responsible for pre-scouting upcoming opponents for their offensive and defensive tendencies, line combinations and special teams tactics. In addition, he assisted in running practices and provided special on-ice extended workouts with scratched players and those rehabilitating injuries.

Before Sommer joined San Jose, he was head coach of the ECHL's Richmond Renegades from 1991-96 and was named 1995-96 Coach of the Year after leading his team to a league best 46-11-13 mark and a league record 105 points in capturing the Brabham Cup (best regular season record). Sommer led the Renegades to the Riley Cup (league championship) in 1994-95 after posting a 41-20-7 regular season record. In addition, he served as head coach of the ECHL's East All-Star Team in 1994-95 and the North All-Star Team in 1995-96.

Sommer's additional ice hockey coaching experience includes assistant coaching stints with the Albany Choppers and Muskegon Lumberjacks of the International Hockey League and working with USA Hockey as an assistant coach at several evaluation camps for 16- and 17-year-old players.

In 1998, he served as head coach and general manager for the silver-medal winning Team USA (4-1-0 record) at the International Ice Hockey Federation In-Line Hockey World Championships in Anaheim. Sommer's squads won gold medals in each of the first two tournaments (1996 in St. Paul, Minn. and 1997 in Anaheim) and posted undefeated records each year. His three-year coaching mark at this prestigious tournament stands at 17-1-0.

The former Bay Area youth hockey player coached Roller Hockey International's San Jose Rhinos for three seasons (1994-96), including capturing the Murphy Cup (league championship) in 1995. In addition, Sommer served as head coach for RHI's 1996 Western Conference All-Star Team.

Before stepping behind the bench, Sommer played nine seasons of professional ice hockey. A sixth round selection by the Toronto Maple Leafs in 1977, Sommer played in the Leafs system as well as those of the St. Louis Blues, Edmonton Oilers, New Jersey Devils and Pittsburgh Penguins. The highlight of Sommer's NHL career came during the 1980-81 season when, as a teammate of Wayne Gretzky, Sommer scored a goal in his NHL debut with the Edmonton Oilers.

Sommer was captain of the Wichita Wind from 1980-83 and again with Muskegon in 1986-87. Sommer, who played left wing and center, was a member of the AHL Calder Cup Champion Maine Mariners in 1983-84 and helped lead Muskegon to the 1985-86 IHL title (Turner Cup). He played his junior hockey for the Spruce Grove Mets, which won the 1975 Centennial Cup, and for the Calgary Centennials. Sommer was a member of the United States National Team at the World Junior Championships in 1976-77.

Sommer resides in San Jose, CA. with his wife Melissa and their three children: Marley, Castan and Kira.



ALL-TIME AMERICAN HOCKEY LEAGUE COACHING WINS

1. Roy Sommer	1998-current	18th season	1,412GP	648 WINS
2. Fred "Bun" Cook	1937-56	19 seasons	1,171GP	636 WINS
3. Frank Mathers	1956-85	18 seasons	1,256GP	610 WINS
4. John Paddock	1981-2009	16 seasons	1,125GP	589 WINS



BARRACUDA HOCKEY OPERATIONS

**RYAN MOUGENEL****ASSISTANT COACH**

Ryan Mougénel enters his third season as assistant coach for the San Jose's top affiliate, his second with the San Jose Barracuda. Mougénel will play an integral role in assisting Head Coach Roy Sommer in all coaching duties including video breakdown, player assessment and scouting.

Mougénel joined the Sharks organization in 2014-15 after spending the 2013-14 season as the assistant coach of the Hershey Bears. Before Hershey, he had a four-year stint as head coach of the ECHL's Las Vegas Wranglers and posted a 151-111-10-16 record which included appearances in the Kelly Cup playoffs during all four seasons from 2009 to 2013, including the 2012 Western Conference championship.

The native of Scarborough, Ontario last playing action came during the 2002-03 season, when he posted 35 points (15-20-35) in 53 games with the ECHL's Atlantic City Boardwalk Bullies where he captured the 2003 Kelly Cup championship. In 180 regular-season games with ECHL Hampton Roads, Chesapeake, Jackson and Atlantic City from 1997- 2003, Mougénel totaled 105 points (46 goals, 59 assists) and 271 penalty minutes. He also played 95 games in the former International Hockey League with the Quebec Rafales and Cleveland Lumberjacks, and played 20 games in the AHL with the Rochester Americans in the 1999-2000 season.

The 40-year-old played junior hockey with Owen Sound (OHL) and Kitchener (OHL) and currently resides in San Jose, CA. with his wife Kimberly and daughters Reese and Sloane.

**NICK GIALDINI****VIDEO COACH AND HOCKEY OPERATIONS ASSISTANT**

Nick Gialdini enters his first season as video coach for the Barracuda after spending the past three seasons assisting the Sharks scouting department in various capacities.

Gialdini joined the Sharks organization after playing hockey in the Jr. Sharks youth hockey system. He spent nine years as a youth hockey coach, most recently with the Jr. Sharks 18AAA team, and has served as high school hockey coordinator for four years at Sharks Ice at San Jose.

Gialdini, a San Jose native, graduated from San Jose State University in 2016 where he played one season of club hockey, appearing in the ACHA Division 2 National Championships.

**ADAM DEXTER****HEAD EQUIPMENT MANAGER**

Adam Dexter enters his first season as head equipment manager for the Barracuda. He spent the previous four seasons with the Orlando Solar Bears of the ECHL.

Dexter began his career as head equipment manager with the University of Alaska, Anchorage men's ice hockey team from 2003-2005. He then spent five years as assistant equipment manager with stints in the ECHL and Central Hockey League prior to joining the Adirondack Phantoms, the then Philadelphia Flyers AHL affiliate.

Dexter hails from Anchorage, Alaska and has over 800 games of pro experience including a stint with the Philadelphia Flyers organization. The bachelor enjoys the outdoors, fly-fishing, golf, and spends his off-season at his cabin in Alaska.



BARRACUDA HOCKEY OPERATIONS

**JOHN PETERS****ASSISTANT EQUIPMENT MANAGER**

John Peters begins his first season as assistant equipment manager. Peters recently served as the assistant equipment manager with Arizona State University of the NCAA. He also served as head equipment manager for three seasons with ASU when the team played in the American Collegiate Hockey Association (ACHA).

**QUENTIN HIGGINS****HEAD ATHLETIC TRAINER**

After 2 seasons with the Atlanta Gladiators of the ECHL, Quentin Higgins joins the Barracuda as head athletic trainer.

Quentin's previous pro hockey experience also includes being an Athletic Trainer and Strength Coach for the Las Vegas Wranglers of the ECHL, and Head Athletic Trainer for the Norfolk Admirals of the AHL. Quentin has also served as a Strength and Conditioning Coach at Colgate University along with interning as a Strength Coach at University of Iowa.

Originally from Nashville, TN, Higgins played for Metro Jets of the CSHL, Thornhill Rattlers of the OJHL, and Springfield Spirit of the NAHL. Higgins received his bachelor's degree in Strength and Conditioning from the University of Findlay and his master's degree from Weber State in Athletic Training and is a certified strength coach.

**MARCELLO MARTINELLI****STRENGTH AND CONDITIONING COORDINATOR**

Marco Martinelli enters his first season as strength and conditioning coordinator for the Barracuda after spending the past three seasons as the strength and conditioning coordinator at Golden Valley High School and assisting Mike Potenza and the Sharks strength and conditioning department in various capacities.

Prior to joining the Sharks, Marco worked as an intern for the Stanford Sports Performance department in 2011. He also worked as a sports performance coach for Velocity Sports Performance in San Diego, CA from 2012-2013.

The Merced, CA native graduated from Fresno State University with a degree in kinesiology in 2010. He currently resides in Morgan Hill, CA with his wife.

**MARLEY SOMMER****LOCKER ROOM ATTENDANT**

Marley "Moe" Sommer returns for his second season as the locker room attendant for the San Jose Barracuda after spending the last several years with the San Jose Barracuda/Worcester Sharks equipment staff in various capacities. Sommer has also assisted the equipment staff for the Shrewsbury, MA High School men's hockey and football teams.

Sommer, a 24-year-old native of Minot, ND has sung the national anthem prior to a Worcester Sharks game and enjoys watching all sports while eating gummy bears.



RADIO / TV

**NICK NOLLENBERGER****MEDIA RELATIONS AND BROADCASTING MANAGER**

Nick Nollenberger enters his first season as the media relations and broadcasting manager for San Jose's top affiliate.

A 10-year San Jose Jr. Sharks alum, Nollenberger spent the past season as the Director of Broadcast and Media Relations for the Odessa Jackalopes of the North American Hockey League (NAHL).

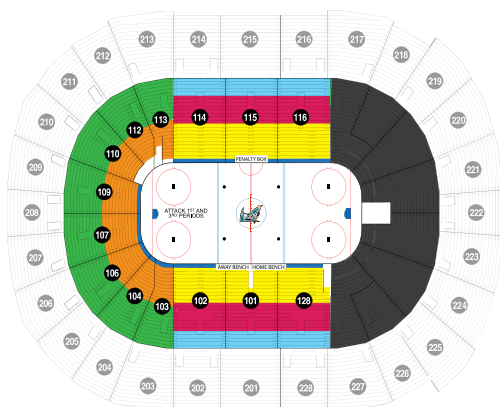
Before Odessa, Nollenberger served as the Assistant Director of Broadcast and Media Relations for one season with the Kannapolis Intimidators, Class 'A' affiliate of the Chicago White Sox.

The Santa Cruz, CA native graduated from the University of Arizona in 2014, earning a degree in Broadcast Journalism. While at the U of A, Nollenberger served as the radio voice for the school's hockey team for three seasons.

Nick will broadcast all Barracuda games on ahlive.com, and a majority on 1220 AM KDOW.



SEATING MAP

**LOCATION**

- GLASS
- VIP SIDELINE
- PREMIUM SIDELINE
- PREMIUM LOWER
- RESERVED SIDELINE
- GENERAL ADMISSION



IN THE COMMUNITY

The San Jose Barracuda raised over \$110,000 for various charitable causes throughout the Santa Clara County community during the 2015-16 season. Some of the highlights included:

Over 600 pounds of food was collected in part with a Barracuda food drive held on December 12th. All of the food was later donated to School Health Clinics of Santa Clara County where a number of families were able to put together a great holiday meal.

Gifts and Goals – Barracuda player toy drive. In its first season, Barracuda forward Ryan Carpenter rallied his teammates to participate by purchasing toys for children from School Health Clinics of Santa Clara County. Through this event, Barracuda players treated several families to a hockey game and over \$2,000 worth of toys.

The Barracuda also held a Warm Clothing Drive at the end of December where everyone who brought a new or lightly used item of clothing received a ticket to a future Barracuda game. In all, hundreds of clothing items were donated to Sacred Heart Community Services to benefit those in need.

Over \$14,000 was raised for the Aubri Brown Club during the 1st ever Barracuda Star Wars Night on March 13th.

The Barracuda hosted many other fundraisers throughout the season for several local groups including: Defending the Blue Line, Cancer CAREpoint, the Surfrider Foundation, the Junior Sharks organization and many others.

The highlight of the 2015-16 season was when San Jose Barracuda forward Ryan Carpenter received the AHL's Yanick Dupre Memorial Award for Specialty Man of the Year. Each season, every AHL team nominates one player who demonstrates the greatest commitment to charitable organizations and his community throughout the year.

Additionally, Barracuda players, staff and Frenzy made over 250 community appearances to schools, hospitals, hockey rinks, and special events throughout San Jose and greater Santa Clara County.





IN THE COMMUNITY

COMMUNITY PROGRAMS:

BARRACUDA MATH CLASS

Barracuda Math Class now enters its second season in local schools throughout Santa Clara County. The program teaches students about the game of hockey while allowing them to simultaneously practice their everyday math skills. To date, Barracuda players and Frenzy have visited over 2,500 students in over 100 classrooms at 30 different schools. At each visit, students receive a school kit with supplies for the year, an autographed photo and a ticket to a future Barracuda game.

HOCKEY 101

Constructed with the help of Ryan Carpenter, Hockey 101 is an assembly based program that brings Barracuda players and staff to schools and youth sports organizations throughout Santa Clara County to promote the game of hockey. Through this program, children get hands on hockey experience where they learn some of hockey's fundamental skills including shooting, passing and stickhandling.

'CUDA KIDS CLUB

The 'Cuda Kids Club is an exclusive program for Barracuda fans ages 12 and under. For just \$10, fans can sign up and receive a number of amazing benefits. This season, Kids Club members will receive a personalized member card, a Barracuda t-shirt, a free ticket to a future Barracuda game and invites to a number of Kids Club only events. The first 500 members who sign up for the 'Cuda Kids Club this season will also receive a limited edition Barracuda bobblehead.



SAP CENTER AT SAN JOSE

The San Jose Barracuda will call the SAP Center home for all 34 regular season home games during the 2016-17 season following a successful season and a post-season appearance during their inaugural campaign. The SAP Center at San Jose continues to be recognized as the biggest success story in the revitalization of downtown San Jose. For two decades, the facility, with its distinctive 10-story glass pyramid entry and unique stainless steel façade, has been the "place to be and be seen" in the South Bay. Located in the heart of Silicon Valley, SAP Center is an exemplification of the architectural excellence and technological innovation that defines the area. The SAP Center is also the home for the San Jose Sharks.












2016-17 AMERICAN HOCKEY LEAGUE DIVISION ALIGNMENT

EASTERN CONFERENCE

ATLANTIC DIVISION









	Bridgeport Sound Tigers (NYI)
	Lehigh Valley Phantoms (PHI)
	Wilkes-Barre /Scranton Penguins (PIT)
	Springfield Thunderbirds (FLA)
	Hartford Wolf Pack (NYR)
	Hershey Bears (WSH)
	Providence Bruins (BOS)

NORTH DIVISION









	Albany Devils (NJD)
	Rochester Americans (BUF)
	Binghamton Senators (OTT)
	Toronto Marlies (TOR)
	Utica Comets (VAN)
	St. John's IceCaps (MTL)
	Syracuse Crunch (TBL)

WESTERN CONFERENCE

CENTRAL DIVISION

	Iowa Wild (MIN)
	Cleveland Monsters (CBJ)
	Rockford IceHogs (CHI)
	Charlotte Checkers (CAR)
	Manitoba Moose (WPG)
	Chicago Wolves (STL)
	Milwaukee Admirals (NSH)
	Grand Rapids Griffins (DET)

PACIFIC DIVISION

	Texas Stars (DAL)
	San Antonio Rampage (COL)
	San Diego Gulls (ANA)
	San Jose Barracuda (SJS)
	Ontario Reign (LAK)
	Stockton Heat (CGY)
	Bakersfield Condors (EDM)
	Tucson Roadrunners (ARI)



2015-16 AHL STANDINGS

EASTERN CONFERENCE

RANK ATLANTIC	GP	W	L	OTL	SOL	PTS	PCT	GF	GA	PIM
1 y Hershey Bears	76	43	21	5	7	98	0.645	259	220	1083
2 x Providence Bruins	76	41	22	9	4	95	0.625	238	198	967
3 x Wilkes-Barre/Scranton Penguins	76	43	27	4	2	92	0.605	230	203	1170
4 x Portland Pirates	76	41	27	6	2	90	0.592	215	207	973
5 x Bridgeport Sound Tigers	76	40	29	4	3	87	0.572	209	220	1412
6 Hartford Wolf Pack	76	41	32	3	0	85	0.559	202	199	754
7 Lehigh Valley Phantoms	76	34	35	4	3	75	0.493	215	222	1012
8 Springfield Falcons	76	26	42	3	5	60	0.395	194	265	1050

RANK EAST	GP	W	L	OTL	SOL	PTS	PCT	GF	GA	PIM
1 y Toronto Marlies	76	54	16	5	1	114	0.75	294	191	936
2 x Albany Devils	76	46	20	8	2	102	0.671	212	167	1232
3 x Utica Comets	76	38	26	8	4	88	0.579	224	217	1051
4 Syracuse Crunch	76	32	29	11	4	79	0.52	213	240	1319
5 St. John's IceCaps	76	32	33	8	3	75	0.493	208	239	1203
6 Rochester Americans	76	34	38	3	1	72	0.474	199	249	971
7 Binghamton Senators	76	31	38	6	1	69	0.454	204	241	1371

WESTERN CONFERENCE

RANK NORTH	GP	W	L	OTL	SOL	PTS	PCT	GF	GA	PIM
1 y Milwaukee Admirals	76	48	23	3	2	101	0.664	224	193	1045
2 x Lake Erie Monsters	76	43	22	6	5	97	0.638	211	188	1162
3 x Rockford IceHogs	76	40	22	10	4	94	0.618	214	205	1292
4 x Grand Rapids Griffins	76	44	30	1	1	90	0.592	238	195	1096
5 Charlotte Checkers	76	36	32	3	5	80	0.526	214	229	1078
6 Chicago Wolves	76	33	35	5	3	74	0.487	194	228	1230
7 Manitoba Moose	76	26	41	4	5	61	0.401	180	250	1077
8 Iowa Wild	76	24	41	5	6	59	0.388	169	225	933

RANK PACIFIC	GP	W	L	OTL	SOL	PTS	PCT	GF	GA	PIM
1 y Ontario Reign	68	44	19	4	1	93	0.684	192	138	1103
2 x San Diego Gulls	68	39	23	4	2	84	0.618	208	200	1239
3 x Texas Stars	76	40	25	8	3	91	0.599	277	246	878
4 x San Jose Barracuda	68	31	26	8	3	73	0.537	198	193	852
5 Bakersfield Condors	68	31	28	7	2	71	0.522	212	222	953
6 Stockton Heat	68	32	32	2	2	68	0.5	194	224	1055
7 San Antonio Rampage	76	33	35	8	0	74	0.487	213	240	1136

x = clinched playoff position

y = clinched division title



ALL-TIME STATISTICS

SAN JOSE BARRACUDA

NO.	POS	SKATERS	YEARS	GP	G	A	PTS	+/-	PIM
40	RW	Ryan Carpenter	2015-16	66	18	37	55	20	33
11	LW	Bryan Lerg	2015-16	64	21	30	51	-8	37
17	LW	John McCarthy	2015-16	67	16	29	45	6	22
82	LW	Nikolay Goldobin	2015-16	60	21	23	44	-9	18
84	RW	Trevor Parkes	2015-16	68	18	23	41	4	73
89	RW	Barclay Goodrow	2015-16	57	20	19	39	10	43
86	RW	Jeremy Langlois	2015-16	68	12	22	34	-3	26
47	D	Joakim Ryan	2015-16	66	2	26	28	11	26
3	D	Karl Stollery	2015-16	67	6	18	24	0	65
38	LW	Michael Haley	2015-16	41	12	11	23	6	52
55	RW	Petter Emanuelsson	2015-16	58	11	12	23	17	8
70	D	Gus Young	2015-16	68	3	13	16	8	59
53	RW	Nikita Jevpalovs	2015-16	60	5	9	14	-18	12
21	LW	Jeremy Morin	2015-16	18	5	9	14	0	12
77	C	Scott Timmins	2015-16	45	4	7	11	-6	14
63	D	Julius Bergman	2015-16	60	3	8	11	0	40
41	D	Mirco Mueller	2015-16	50	1	10	11	7	35
21	RW	Ben Smith	2015-16	14	8	2	10	-1	4
45	D	Mark Cundari	2015-16	34	3	5	8	-7	29
74	D	Dylan DeMelo	2015-16	15	0	6	6	0	2
54	RW	Greger Hanson	2015-16	17	2	2	4	4	11
50	C	Chris Tierney	2015-16	2	1	2	3	3	0
72	RW	Daniel Doremus	2015-16	20	1	2	3	-3	8
51	D	Patrick McNally	2015-16	35	1	2	3	9	17
68	C	Melker Karlsson	2015-16	4	0	2	2	0	0
73	RW	Chris Crane	2015-16	9	0	2	2	-1	4
79	LW	Alex Gallant	2015-16	27	1	0	1	0	122
54	LW	Jordan Sims	2015-16	2	0	1	1	1	2
65	C	Gary Steffes	2015-16	2	0	1	1	-1	2
52	LW	Adame Helewka	2015-16	3	0	1	1	1	0
49	C	Mike Aviani	2015-16	4	0	1	1	0	0
56	RW	Alex Schoenborn	2015-16	1	0	0	0	0	0
65	LW	Jesse Mychan	2015-16	2	0	0	0	0	4
35	G	Joel Rumpel	2015-16	2	0	0	0	0	0
32	G	Alex Stalock	2015-16	2	0	0	0	0	0
67	LW	Vincent Arseneau	2015-16	5	0	0	0	-3	7
80	D	Matt Tennyson	2015-16	5	0	0	0	2	0
75	D	Michael Brodzinski	2015-16	6	0	0	0	-11	6
43	D	Rick Pinkston	2015-16	6	0	0	0	2	5
13	LW	Raffi Torres	2015-16	6	0	0	0	-1	5
71	RW	Jon Martin	2015-16	8	0	0	0	1	2
23	LW	Frazer McLaren	2015-16	14	0	0	0	-2	23
1	G	Troy Grosenick	2015-16	28	0	0	0	0	2
30	G	Aaron Dell	2015-16	40	0	0	0	0	2

RK	GOAL TENDER	GP	MIN	GA	SO	GAA	W	L	OT	SA	SVS	SAV%
1	Alex Stalock	2	122	4	0	1.96	2	0	0	57	53	.930
2	Aaron Dell	40	2281	92	4	2.42	17	16	6	1186	1094	.922
3	Joel Rumpel	2	120	5	0	2.51	1	0	1	42	37	.881
4	Troy Grosenick	28	1574	83	0	3.16	11	10	4	781	698	.894



KNOWING THE WAY TO NHL

In 2015-16, the San Jose Sharks had 13 players on their roster that played in the AHL within San Jose's development system. Since the San Jose Sharks entered the National Hockey League in 1991, 158 players split their seasons in the NHL and their top minor league affiliate. The following is a season-by-season list of players who've split their season between the Sharks' top minor league affiliate and San Jose.

Note: "GP" indicates the number of games played with the San Jose Sharks that season.

2015-16 San Jose Barracuda	GP
RW Ryan Carpenter	1
D Dylan DeMelo	45
RW Barclay Goodrow	14
G Alex Stalock	13
C Micheal Haley	16
LW Nikolay Goldobin	9
C Melker Karlsson	65
C Bryan Lerg	6
D Mirco Mueller	11
C John McCarthy	1
RW Ben Smith	6
D Matt Tennyson	29
C Chris Tierney	79



Chris Tierney

2014-15 Worcester Sharks	GP
RW Adam Burish	20
D Taylor Fedun	7
RW Barclay Goodrow	60
G Troy Grosenick	2
C Micheal Haley	4
C Freddie Hamilton	1
RW Eriah Hayes	4
C Tomas Hertl	82
C Melker Karlsson	53
C Tyler Kennedy	25
C Bryan Lerg	2
D Mirco Mueller	39
C James Sheppard	57
D Karl Stollery	5
RW Daniil Tarasov	5
D Matt Tennyson	27
C Chris Tierney	43

2013-14 Worcester Sharks	GP
C Freddie Hamilton	11
RW Eriah Hayes	15
LW Bracken Kearns	25
C John McCarthy	36
LW Matt Nieto	66
RW Matt Pelech	6

2012-13 Worcester Sharks	GP
G Thomas Greiss	6
D Matt Irwin	38
C Bracken Kearns	1
LW Tim Kennedy	13
LW Frazer McLaren	1
RW Matt Pelech	2
D Nick Petrecki	1
C James Sheppard	32
G Alex Stalock	2
D Matt Tennyson	4

2011-12 Worcester Sharks	GP
D Justin Braun	66
RW Benn Ferriero	35
LW John McCarthy	10
LW Frazer McLaren	7
C Andrew Murray	39
RW Tommy Wingels	33

2010-11 Worcester Sharks	GP
D Justin Braun	38
C Andrew Desjardins	17
RW Benn Ferriero	33
LW Brandon Mashinter	13
LW John McCarthy	37
LW Jamie McGinn	49
LW Frazer McLaren	9
D Mike Moore	6
G Alex Stalock	1
RW Tommy Wingels	5

2009-10 Worcester Sharks	GP
D Joe Callahan	1
C Logan Couture	25
D Jason Demers	51
C Benn Ferriero	24
C Dwight Helminen	4
D Derek Joslin	24
LW John McCarthy	4
LW Jamie McGinn	59
LW Frazer McLaren	23
C Torrey Mitchell	56
RW Ryan Vesce	9
C Steven Zalewski	3

2008-09 Worcester Sharks	GP
RW Riley Armstrong	2
C Tom Cavanagh	17
D Derek Joslin	12
LW Lukas Kaspar	13
LW Jamie McGinn	35
RW Claude Lemieux	18
RW Brad Staubitz	35
RW Ryan Vesce	10

2007-08 Worcester Sharks	GP
C Tom Cavanagh	1
G Thomas Greiss	3
C Mike Iggulden	1
LW Lukas Kaspar	3
D Sandis Ozolinsh	39
G Dimitri Patzold	3
LW Tomas Plihal	22
RW Devin Setoguchi	44
D Marc-Edouard Vlasic	82
2006-07 Worcester Sharks	GP
RW Steve Bernier	62
D Matt Carle	77
RW Mathieu Darche	2
D Josh Gorges	47
D Douglas Murray	35
C Joe Pavelski	46
LW Tomas Plihal	3

2005-06 Cleveland Barons	GP
RW Steve Bernier	39
LW Ryane Clowe	18
D Matt Carkner	1
D Josh Gorges	49
D Douglas Murray	34
LW Pat Rissmiller	68
G Nolan Schaefer	7
RW Grant Stevenson	47
G Vesa Toskala	37



2003-04 Cleveland Barons	GP
RW Jonathan Cheechoo	66
D Rob Davison	15
C Niko Dimitrakos	21
D Jim Fahey	43
D Jesse Fibiger	16
D John Jakopin	12
D Jeff Jillson	26
LW Ryan Kraft	7
F Lynn Loynes	19
G Vesa Toskala	11
LW Chad Wiseman	4
C Miroslav Zalesak	10

2002-03 Cleveland Barons	GP
RW Brad Boyes	1
C Niko Dimitrakos	68
D Christian Ehrhoff	41
D Jim Fahey	15
RW Todd Harvey	47
F Lynn Loynes	2
LW Milan Michalek	2
LW Pat Rissmiller	4
C Miroslav Zalesak	2

2001-02 Cleveland Barons	GP
RW Hannes Hyvonen	6
D Jeff Jillson	48
G Miikka Kiprusoff	20
RW Mike Craig	2
D Steve Bancroft	5
G Vesa Toskala	1
2000-01 Kentucky Thoroughblades GP	
D Steve Bancroft	5
RW Matt Bradley	54
G Miikka Kiprusoff	20
C Mark Smith	49
G Vesa Toskala	1

1999-00 Kentucky Thoroughblades GP	
D Scott Hannan	30
D Shawn Heins	1
LW Brantt Myhres	13
G Evgeni Nabokov	11
D Andy Sutton	40

1998-99 Kentucky Thoroughblades GP	
LW Shawn Burr	18
RW Mike Craig	1
G Sean Gauthier	1
C Steve Guolla	53
D Scott Hannan	5
D Shawn Heins	5
RW Alexander Korolyuk	55
L Brantt Myhres	30
C Jarrod Skalde	17
D Andy Sutton	31
D Andrei Zyuzin	25

1997-98 Kentucky Thoroughblades GP	
LW Niklas Andersson	5
D Rich Brennan	11
C Steve Guolla	7
RW Alexander Korolyuk	19
G Jason Muzzatti	1
C Jarrod Skalde	22
D Andrei Zyuzin	56

1996-97 Kentucky Thoroughblades GP	
RW Jan Caloun	2
RW Shean Donovan	73
G Wade Flaherty	7
C Iain Fraser	2
C Steve Guolla	43
D Vlastimil Kroupa	35
D Chris LiPuma	8
F Ville Peltonen	28
RW Chris Tancill	25
LW Ray Whitney	12
D Jason Widmer	2
RW Alexei Yegorov	2

1995-96 Kansas City Blades	GP
D Sergei Bautin	1
RW Jan Caloun	11
RW Shean Donovan	74
G Arturs Irbe	22
C Viktor Kozlov	62
D Vlastimil Kroupa	27
LW Andrei Nazarov	42
F Ville Peltonen	31
D Mike Rathje	27
G Geoff Sarjeant	4
RW Chris Tancill	45
RW Alexei Yegorov	9

1994-95 Kansas City Blades	GP
C Vyacheslav Butsayev	6
D Ilya Byakin	13
RW Shean Donovan	14
C Viktor Kozlov	16
D Vlastimil Kroupa	14
LW Andrei Nazarov	26
D Mike Rathje	42
D Michal Sykora	36
RW Chris Tancill	26
LW Dody Wood	9

1993-94 Kansas City Blades	GP
LW David Bruce	2
C Dale Craigwell	58
C Gary Emmons	3
D Vlastimil Kroupa	27
C Jeff McLean	6
C Kip Miller	11
D Jayson More	49
LW Andrei Nazarov	1
LW Jaroslav Otevrel	9
D Tom Pederson	74
D Mike Rathje	47
C Mike Sullivan	26
D Michal Sykora	22

1992-93 Kansas City Blades	GP
RW Robin Bawa	42
C Mark Beaufait	5
C Perry Berezan	28
LW Lyndon Byers	18
RW John Carter	55
LW Ed Courtenay	39
C Dale Craigwell	8
LW Larry DePalma	20
G Wade Flaherty	1
RW Rob Gaudreau	59
G Arturs Irbe	36
D Dean Kolstad	10
RW Mikhail Kravets	1
LW Brian Lawton	21
D Pat MacLeod	13
LW Jaroslav Otevrel	7
D Tom Pederson	44
LW Michel Picard	25
LW J.F. Quintin	14
D Claudio Scremin	4
LW Ray Whitney	26
D David Williams	40
LW Dody Wood	13

1991-92 Kansas City Blades	GP
LW David Bruce	60
RW John Carter	4
D Mike Colman	15
R Ed Courtenay	5
C Craig Cox	10
C Dale Craigwell	32
LW Kevin Evans	5
G Wade Flaherty	3
G Brian Hayward	7
G Arturs Irbe	13
RW Mikhail Kravets	1
RW Peter Lappin	1
D Rick Lessard	8
D Pat MacLeod	37
D Jayson More	46
G Jarmo Myllys	27
RW Jeff Odgers	61
LW J.F. Quintin	8
D Claudio Scremin	13
C Mike Sullivan	64
D David Williams	56



ALL-TIME PLAYOFF STATISTICS

SAN JOSE BARRACUDA

NO	YEARS	NAME	POS	GP	G	A	PTS	+/-	PIM
47	2016	Joakim Ryan	D	4	0	3	3	-1	0
82	2016	Nikolay Goldobin	LW	4	2	0	2	-2	4
40	2016	Ryan Carpenter	RW	4	1	1	2	3	2
86	2016	Jeremy Langlois	RW	4	1	1	2	2	0
30	2016	Aaron Dell	G	4	0	2	2	0	0
53	2016	Nikita Jevpalovs	RW	3	1	0	1	-2	0
11	2016	Bryan Lerg	LW	4	1	0	1	-2	0
89	2016	Barclay Goodrow	RW	4	0	1	1	2	0
75	2016	Michael Brodzinski	D	1	0	0	0	-2	2
60	2016	Rourke Chartier	C	1	0	0	0	-1	0
79	2016	Alex Gallant	LW	1	0	0	0	-1	5
1	2016	Troy Grosenick	G	1	0	0	0	0	0
62	2016	Kevin Labanc	RW	1	0	0	0	-2	0
23	2016	Frazer McLaren	LW	1	0	0	0	0	2
80	2016	Matt Tennyson	D	1	0	0	0	0	2
49	2016	Gabryel Boudreau	LW	2	0	0	0	-2	0
51	2016	Patrick McNally	D	2	0	0	0	0	0
71	2016	Jon Martin	RW	3	0	0	0	-2	0
63	2016	Julius Bergman	D	4	0	0	0	-2	4
17	2016	John McCarthy	LW	4	0	0	0	-5	0
21	2016	Jeremy Morin	LW	4	0	0	0	-1	2
41	2016	Mirco Mueller	D	4	0	0	0	0	4
84	2016	Trevor Parkes	RW	4	0	0	0	-2	19
3	2016	Karl Stollery	D	4	0	0	0	-4	0
77	2016	Scott Timmins	C	4	0	0	0	2	0
70	2016	Gus Young	D	4	0	0	0	1	0

ALL-TIME PLAYOFF GOALTENDER STATISTICS

YEARS	NAME	GP	MIN	GA	SO	GAA	W	L	T	SA	SVS	SAV%
2016	Troy Grosenick	1	4	0	0	0.00	0	0	0	4	4	1.000
2016	Aaron Dell	4	231	10	0	2.59	1	3	0	146	136	.932



SAN JOSE BARRACUDA ANNUAL AWARDS

TEAM MVP

2016 - Ryan Carpenter

THREE STARS AWARD

2016 - Aaron Dell

ROOKIE OF THE YEAR

2016 - Nikolay Goldobin

BARRACUDA UNSUNG HERO AWARD

2016 - Joakim Ryan

PLUS-MINUS LEADER

2016 - Ryan Carpenter, plus-20

MAN OF THE YEAR (COMMUNITY)

2016 - Ryan Carpenter

ALL-STAR SELECTIONS

2016 - Barclay Goodrow, Ryan Carpenter

AHL WINNERS/HONORS

2016 - Ryan Carpenter (AHL Yanick Dupre Man Of The Year Award)



Aaron Dell

SAN JOSE BARRACUDA



Ryan Carpenter & Barclay Goodrow



FRENZY

Meet Frenzy, the official mascot of the San Jose Barracuda. Created by SJ Sharkie in his secret hideout, Frenzy can be found at all Barracuda home games as well as in and around San Jose at a number of community events. School visits, youth hockey practices, birthday parties and private functions are just a few of the many places Frenzy will go. For more information visit sjbarracuda.com/frenzy.





ECHL AFFILIATE

THE ALLEN AMERICANS

The 2016-17 campaign marks the third season the 2015-16 Kelly Cup Champion Allen Americans will serve as the ECHL development affiliate of the San Jose Sharks.

Nine players suited up for both the Allen Americans and the San Jose Barracuda last season including San Jose Sharks draft selections Alex Schoenborn and Chris Crane.

Last season, the Americans recorded 41 wins and 98 points and won the ECHL Championship in a six game series versus the Wheeling Nailers. Right wing Chad Costello led the ECHL in total points for the second consecutive season with 103 points (24g, 79a), was voted the 2015-16 ECHL MVP, and named Playoff MVP.



Allen Americans

200 East Stacy Road, Suite 1350
Allen, TX 75002
(972) 912-1000
www.allenamericans.com

OPERATIONS STAFF

President Matt Canavan
General Manager and Head Coach. Steve Martinson
Assistant Coaches Erik Adams and Kevin Colley
Vice President of Broadcasting and Media Relations Tommy Daniels

MISCELLANEOUS:

Radio Flagship station. Hot 107.3 FM
Colors Red, white, blue
Home Ice Allen Event Center
Capacity. 6,200



“The Allen Americans are absolutely thrilled to have the opportunity to continue our affiliation with the San Jose Sharks and San Jose Barracuda. The partnership has a proven and successful history and we are looking forward to another great season for all three organizations, fans and communities.” — Matt Canavan



GENERAL MEDIA INFORMATION

CREDENTIAL INFO — Press seating for San Jose Barracuda home games at the SAP Center At San Jose is available to accredited media in the press box located on the north side of the building's upper level. Single-game credentials must be requested no later than 5 p.m. the day before a game. Requests must be made to **Nick Nollenberger** via E-mail at nnollenberger@sjbarracuda.com or by calling **408-999-5826**. Credentials are valid for the press room (building's first level), press box and both teams' postgame locker rooms.

KEY NUMBERS

Barracuda Main Office — 408-287-7070

Nick Nollenberger
Media Relations and Broadcasting Manager
408-999-5826
Fax — 408-999-5822
nnollenberger@sjbarracuda.com

MEDIA PARKING — parking is extremely limited and must be reserved at least 24 hours before game time.

MEDIA ENTRANCE — All media must enter SAP Center for Barracuda games via the security entrance, located at the rear of the building, next to but not in the loading dock.

LOCKER ROOM ACCESS — Team locker rooms will open 10 minutes after the game. The officials' locker room is off-limits to the media.

PRESS ROOM — Media possessing season credentials or those granted single-game credentials are invited to have a meal before the game in the press room, located on the lower level of the SAP Center. The press room will open two (2) hours before game time. Dining room usage is limited to those presenting valid Barracuda or AHL Team Management passes. Any abuse to dining room privileges may cause forfeiture of a media pass.

SERVICES — Pregame game notes, lineups, press releases, complete statistics and other pertinent information will be furnished by the Barracuda Public Relations Department and will be available in the Press Room two hours before game time.



#SHARKSFORLIFE

