



# SAN JOSE SHARKS

2017-18 MEDIA GUIDE



# 2017-18 SAN JOSE SHARKS MEDIA GUIDE

## CRITICAL DATES

### 2017-18 NHL KEY DATES

#### SEPTEMBER

- 14 Training camps open
- 16 Preseason schedule begins

#### OCTOBER

- 3 Opening day playing rosters set (5 p.m. ET)
- 4 Opening night of 2017-18 NHL regular season (4 games)

#### NOVEMBER

- 1 Hockey Fights Cancer Awareness Month
- 13 Hockey Hall of Fame Induction Ceremony (Toronto, Ont.): Inductees: Dave Andreychuk, Danielle Goyette, Paul Kariya, Mark Recchi, Teemu Selanne (Player category); Clare Drake, Jeremy Jacobs (Builder category); Cam Cole, Dave Strader (Media honorees).
- 17 NHL General Managers' Meeting (Le Windsor Hotel, Montreal, Que.)
- 26 NHL Founders Day (1917)

#### DECEMBER

- 1 Signing deadline for Group 2 free agents (5 p.m. ET)
- 13 U.S. Hockey Hall of Fame Induction (Inductees: Kevin Collins, Jack Parker, Ben Smith, Ron Wilson, Scott Young) and Celebration of Lester Patrick (Recipients: TBA) (Boston, Mass.)
- 19 100th Anniversary of League's first games played
- 19-27 Holiday roster freeze in effect: For all players on an NHL active roster, injured reserve, or with non-roster and injured non-roster status as of midnight (local time) Dec. 19, a roster freeze shall apply through midnight (local time) Dec. 27, with respect to waivers, trades and loans, subject to the exceptions provided for in CBA Article 16.5 (d).
- 24-26 Holiday break (no scheduled practices - dressing rooms closed)
- 26-Jan. 5 IIHF World Junior Championship (Orchard Park/Bufalo, NY)

#### JANUARY

- 1 2018 Bridgestone NHL Winter Classic\*: Buffalo Sabres at New York Rangers (Citi Field, New York, NY)
- Week of 15th NHL Central Scouting Mid-Season Rankings release
- 25 CHL/NHL Top Prospects Game (Guelph, Ont.)
- 26-29 NHL All-Star Break (no games played)
- 26-28 No scheduled practices - dressing rooms closed
- 27-29 2018 NHL All-Star Weekend (Amalie Arena, Tampa Bay, Fla.)
- 30 NHL regular season resumes

#### FEBRUARY

- 1 Hockey Is for Everyone Month
- 26 2018 NHL Trade Deadline (3 p.m. ET)

#### MARCH

- 1 NHL Green Month
- 2-4 Hockey Week Across America (USA Hockey)
- 19-21 NHL General Managers' Meeting (Boca Raton, Fla.)

#### APRIL

- 5-7 NCAA Frozen Four (Xcel Energy Center, Saint Paul, Minn.)
- 7 Last day of regular season
- Week of 9th NHL Central Scouting Final Rankings release
- 11 Stanley Cup Playoffs begin
- 19-29 IIHF Under-18 World Championship (Chelyabinsk/Magnitogorsk, Russia)
- TBA 2018 NHL Draft Lottery

#### MAY

- 4-20 IIHF World Championship (Copenhagen/Herning, Denmark)
- 17-27 CHL Memorial Cup (Brandt Centre, Regina, Sask.)
- 27-June 2 2018 NHL Scouting Combine (Buffalo, N.Y.)

#### JUNE

- 13 Last possible day for 2018 Stanley Cup Final
- 22-23 2018 NHL Draft™ (American Airlines Center, Dallas, Tex.)
- TBA 2018 NHL Awards

#### JULY

- 1 Free agency begins (12 p.m. ET)
- 5 Deadline for player-elected salary arbitration notification (5 p.m. ET)
- 6 Deadline for club-elected salary arbitration notification (5 p.m. ET)
- 20-Aug. 4 Salary arbitration hearings held

#### AUGUST

- 6 Deadline for salary arbitration decisions to be rendered

### CREDITS

The 2017-18 San Jose Sharks Media Guide was written, designed, edited and produced by the San Jose Sharks Media Relations Department.



**Executive Editor** Ben Guerrero  
**Layout and Design** Audrey Minagawa, Caitlynn Steinberg

**Assistant Editors** Scott Emmert, Nick Carrillo, Joanna Schimmel

**Principal Photographers** Rocky Widner, Don Smith

**Special Thanks To** Doug Wilson, Joe Will, Dan Rusanowsky, Jim Sparaco, Stephanie Dubin, Tim Patnode, Missy Zielinski, Curtis Brown and Randy Robles and Bob Waterman at Elias Sports Bureau

©2017-18 San Jose Sharks and Sharks Sports & Entertainment.



# SAN JOSE SHARKS 2017-18 SCHEDULE

SEASON SCHEDULE

**SEPTEMBER**

| SU | M  | T             | W  | TH            | F  | S             |
|----|----|---------------|----|---------------|----|---------------|
|    |    |               |    |               | 1  | 2             |
| 3  | 4  | 5             | 6  | 7             | 8  | 9             |
| 10 | 11 | 12            | 13 | 14            | 15 | 16            |
| 17 | 18 | 19 ANA 7:00PM | 20 | 21 VGK 7:30PM | 22 | 23 ARI 6:00PM |
| 24 | 25 | 26            | 27 | 28 ANA 7:00PM | 29 | 30 ARI 7:00PM |

**OCTOBER**

| SU           | M             | T             | W            | TH            | F             | S              |
|--------------|---------------|---------------|--------------|---------------|---------------|----------------|
| 1 VGK 5:00PM | 2             | 3             | 4 PHI 7:30PM | 5             | 6             | 7 LAK 7:30PM   |
| 8            | 9             | 10            | 11           | 12 BUF 7:30PM | 13            | 14 NYI 7:00PM  |
| 15           | 16            | 17 MTL 7:30PM | 18           | 19            | 20 NJD 4:00PM | 21 NYI 4:00PM  |
| 22           | 23 NYR 4:00PM | 24            | 25           | 26 BOS 4:00PM | 27            | 28 BUF 10:00AM |
| 29           | 30 TOR 7:30PM | 31            |              |               |               |                |

**NOVEMBER**

| SU            | M             | T             | W             | TH            | F             | S             |
|---------------|---------------|---------------|---------------|---------------|---------------|---------------|
|               |               |               | 1 NSH 7:30PM  | 2             | 3             | 4 ANA 7:30PM  |
| 5             | 6             | 7             | 8 TBL 7:30PM  | 9             | 10            | 11 VAN 7:00PM |
| 12 LAK 7:30PM | 13            | 14            | 15            | 16 FLA 7:30PM | 17            | 18 BOS 7:30PM |
| 19            | 20 ANA 7:30PM | 21            | 22 ARI 6:00PM | 23            | 24 VGK 3:00PM | 25 WPG 7:00PM |
| 26            | 27            | 28 PHI 4:00PM | 29            | 30            |               |               |

**DECEMBER**

| SU            | M             | T  | W  | TH            | F             | S             |
|---------------|---------------|----|----|---------------|---------------|---------------|
|               |               |    |    |               | 1 FLA 4:30PM  | 2 TBL 4:00PM  |
| 3             | 4 WSH 4:00PM  | 5  | 6  | 7 CAR 7:30PM  | 8             | 9 OTT 7:00PM  |
| 10 MIN 6:00PM | 11            | 12 | 13 | 14 CGY 6:00PM | 15 VAN 7:00PM | 16            |
| 17            | 18 EDM 6:00PM | 19 | 20 | 21 VAN 7:30PM | 22            | 23 LAK 7:00PM |
| 24            | 25            | 26 | 27 | 28 CGY 7:30PM | 29            | 30            |
| 31 DAL 5:00PM |               |    |    |               |               |               |

**JANUARY**

| SU            | M             | T             | W             | TH            | F            | S             |
|---------------|---------------|---------------|---------------|---------------|--------------|---------------|
|               | 1             | 2 MTL 4:30PM  | 3             | 4 TOR 4:00PM  | 5 OTT 4:30PM | 6             |
| 7 WPG 12:00PM | 8             | 9             | 10            | 11            | 12           | 13 ARI 7:30PM |
| 14            | 15 LAK 1:00PM | 16 ARI 6:00PM | 17            | 18 COL 6:00PM | 19           | 20 PIT 5:00PM |
| 21 ANA 6:00PM | 22            | 23 WPG 7:30PM | 24            | 25 NYR 7:30PM | 26 ALL       | 27 STAR       |
| 28 BREAK      | 29            | 30 PIT 4:00PM | 31 DET 5:00PM |               |              |               |

**FEBRUARY**

| SU            | M  | T             | W  | TH            | F             | S             |
|---------------|----|---------------|----|---------------|---------------|---------------|
|               |    |               |    | 1             | 2 CBJ 4:00PM  | 3             |
| 4 CAR 10:00AM | 5  | 6 COL 6:00PM  | 7  | 8 VGK 7:30PM  | 9             | 10 EDM 7:00PM |
| 11 ANA 5:00PM | 12 | 13 ARI 7:30PM | 14 | 15 VAN 7:30PM | 16            | 17            |
| 18 DAL 5:00PM | 19 | 20 STL 5:00PM | 21 | 22 NSH 5:00PM | 23 CHI 5:30PM | 24            |
| 25 MIN 5:00PM | 26 | 27 EDM 7:30PM | 28 |               |               |               |

**MARCH**

| SU           | M             | T             | W             | TH            | F             | S             |
|--------------|---------------|---------------|---------------|---------------|---------------|---------------|
|              |               |               |               | 1 CHI 7:00PM  | 2             | 3             |
| 4 CBJ 4:00PM | 5             | 6             | 7             | 8 STL 7:30PM  | 9             | 10 WSH 1:00PM |
| 11           | 12 DET 7:30PM | 13            | 14 EDM 6:30PM | 15            | 16 CGY 6:00PM | 17 VAN 7:00PM |
| 18           | 19            | 20 NJD 7:30PM | 21            | 22 VGK 7:00PM | 23            | 24 CGY 1:00PM |
| 25           | 26 CHI 5:30PM | 27 STL 5:00PM | 28            | 29 NSH 5:00PM | 30            | 31 VGK 7:30PM |

**APRIL**

| SU | M  | T            | W  | TH           | F  | S            |
|----|----|--------------|----|--------------|----|--------------|
| 1  | 2  | 3 DAL 7:30PM | 4  | 5 COL 7:30PM | 6  | 7 MIN 7:30PM |
| 8  | 9  | 10           | 11 | 12           | 13 | 14           |
| 15 | 16 | 17           | 18 | 19           | 20 | 21           |
| 22 | 23 | 24           | 25 | 26           | 27 | 28           |
| 29 | 30 |              |    |              |    |              |

DATES AND TIMES ARE SUBJECT TO CHANGE. GET TICKETS AT SJSHARKS.COM/TICKETS

**SJSHARKS.COM**

PRE-SEASON HOME AWAY

\* All games broadcast on 98.5 KFOX and the Sharks Radio Network  
 \*All games televised on NBC Sports California except the following dates:  
**NBCSN:** Oct. 4 vs. Philadelphia, Oct. 17 vs. Montreal, Nov. 1 vs. Nashville, Nov. 8 vs. Tampa Bay, March 1 vs. Chicago, and March 22 vs. Vegas  
**NBC Sports California Plus:** April 3 vs. Dallas, April 5 vs. Colorado, and April 7 vs. Minnesota

**FOLLOW THE SHARKS ALL SEASON LONG AT:**  
**TW:** @SanJoseSharks **FB:** facebook.com/SanJoseSharks  
**IG:** @sanjosharks **Snapchat:** sanjosharks



## ABOUT SHARKS SPORTS & ENTERTAINMENT

Sharks Sports & Entertainment, the parent company of the San Jose Sharks, aims to operate a Stanley Cup-caliber hockey team each and every season, leverage the organization's core competencies of arena and hockey management to provide world-class sports and entertainment to San Jose, and grow the game of hockey throughout the Bay Area.

In addition to the San Jose Sharks, Sharks Sports & Entertainment currently manages the business operations of several entities. As arena managers, Sharks Sports & Entertainment operates and manages SAP Center at San Jose, including the booking of all events in the building. Since its grand opening in September of 1993, SAP Center at San Jose has hosted a "who's who" of music history, including Paul McCartney, Adele, The Rolling Stones, Barbra Streisand, Katy Perry, Garth Brooks, Beyonce, Elton John, Jay-Z, The Three Tenors (Placido Domingo, Luciano Pavarotti and Jose Carreras), Madonna, Lady Gaga, Prince, The Eagles and U2. SAP Center at San Jose has also hosted world-class, championship sporting events, including: the 2016 Stanley Cup Final; the 2016 Women's Gymnastics Olympic Trials; three NCAA Men's Basketball Western Regional Finals; 2003-07 Pac-10 Women's Basketball Tournament; 1999 NCAA Women's Basketball Final Four; 1996 and 2012 U.S. Figure Skating Championships; and 2012 Olympic Trials – Men and Women's Gymnastics. In 2018, the highly sought-after U.S. Figure Skating Championships will return to SAP Center.

Sharks Sports & Entertainment also owns and operates the American Hockey League's (AHL) San Jose Barracuda, the San Jose Sharks top development hockey affiliate, which relocated to San Jose in 2015. Formerly the Worcester Sharks, the Sharks top minor league affiliate, under the coaching tutelage of Roy Sommer, the AHL's all-time winningest coach, has paved the "road to San Jose" for a number of current San Jose Sharks, including Logan Couture, Joe Pavelski, Justin Braun, Chris Tierney and Melker Karlsson. In total, 15 of the 20 players from the Sharks 2016 Stanley Cup Final roster spent time playing in the American Hockey League during their career. In 2016-17, the Barracuda, as one of the youngest teams in the AHL, finished the regular season with the second-best record en route to the franchise's first Western Conference Finals appearance. In addition, several players were recognized with league honors and Sommer was tabbed as the AHL's Coach of the Year.

Sharks Sports & Entertainment also manages several ice facilities in the Bay Area, including Solar4America Ice at San Jose, Solar4America Ice at Fremont and Oakland Ice Center operated by Sharks Ice. Solar4America Ice at San Jose, one of only ten facilities in the United States with four or more NHL-sized ice rinks, is the largest facility of its type located west of the Mississippi River. Solar4America Ice at San Jose is the official training facility of the San Jose Sharks, San Jose Barracuda and also is the home of the San Jose Jr. Sharks travel hockey program, recognized by USA Hockey as one of 21 model association programs in the country. As the host to a number of national figure skating and hockey tournaments, Solar4America Ice at San Jose is a travel destination and responsible for the second-highest number of hotel room reservations in San Jose on an annual basis, behind only the San Jose Convention Center. Furthermore, according to USA Hockey, the Sharks Ice family of ice rinks is home to the highest number of registered adult hockey players, with more than 4,500 active participants.







## TABLE OF CONTENTS

## TABLE OF CONTENTS

|                                     |   |
|-------------------------------------|---|
| NHL Critical Dates.....             | 2 |
| 2017-18 Sharks Schedule .....       | 3 |
| Sharks Sports & Entertainment ..... | 4 |
| Team Directory.....                 | 6 |

### FRONT OFFICE

|  |    |
|--|----|
| Executives.....                          | 12 |
| Coaches.....                             | 19 |
| Player Development/Scouting Staff .....  | 24 |
| Trainers, Equipment & Medical Staff..... | 28 |

### THE PLAYERS

|                                   |     |
|-----------------------------------|-----|
| Player Profiles.....              | 34  |
| Sharks In The System.....         | 116 |
| Sharks 2017-18 Reserve List ..... | 140 |
| Draft History.....                | 142 |

### 2016-17 IN REVIEW

|                                   |     |
|-----------------------------------|-----|
| NHL Regular Season Standings..... | 152 |
| Statistics & Breakdowns .....     | 154 |

### THE RECORD BOOK

|  |     |
|--|-----|
| All-Time Regular Season Records .....        | 166 |
| All-Time Roster/By The Numbers .....         | 174 |
| A-T Regular Season Scoring/Goalie Stats..... | 202 |
| All-Time Leaders/Goaltenders .....           | 210 |
| Single Season Leaders .....                  | 215 |
| Goaltenders Single Season Leaders .....      | 217 |
| Leaders By Season .....                      | 219 |
| Goaltender Leaders By Season .....           | 224 |
| Rookie Single Season Leaders .....           | 227 |
| Team Statistics By Season.....               | 229 |
| Special Teams By Season .....                | 233 |
| Hat Tricks .....                             | 234 |
| Shutouts .....                               | 237 |
| Penalty Shots .....                          | 242 |
| Extra Attacker Goals.....                    | 244 |
| All-Time OT/Shootout Games.....              | 247 |
| A-T Head Coaches/Captains/GMs.....           | 259 |
| All-Time Attendance.....                     | 260 |
| Assistant Coaches.....                       | 261 |
| Record by Season.....                        | 262 |
| NHL All-Star Game/Olympics.....              | 264 |
| NHL Awards/Honors .....                      | 266 |
| Team Honors .....                            | 271 |
| Opponents vs. San Jose .....                 | 275 |
| Opponent Goaltenders vs. San Jose.....       | 277 |
| Year-By-Year In Review .....                 | 279 |

### PLAYOFFS

|                               |     |
|-------------------------------|-----|
| 2016-17 Playoff Summary.....  | 304 |
| All-Time Playoff Scoring..... | 305 |

|  |     |
|--|-----|
| All-Time Playoff Leaders .....               | 309 |
| All-Time Playoff Records .....               | 313 |
| Playoff Records By Teams.....                | 320 |
| OT Games/Hat Tricks/Shutouts.....            | 323 |
| Scoring/Goaltending Leaders By Year .....    | 326 |
| Special Teams.....                           | 327 |
| Results By Year/When Facing Elimination..... | 329 |
| Record By Game of Series .....               | 332 |
| Year-By-Year In Review .....                 | 338 |

### NATIONAL HOCKEY LEAGUE

|                              |     |
|------------------------------|-----|
| NHL Directory .....          | 376 |
| NHL Referees/Linesmen .....  | 377 |
| NHL Trophies/Awards.....     | 378 |
| NHL Teams vs. San Jose ..... | 380 |

### GENERAL

|                                      |     |
|--------------------------------------|-----|
| Fan Development .....                | 412 |
| Sharks Foundation .....              | 415 |
| S.J. Sharkie .....                   | 418 |
| SAP Center at San Jose.....          | 419 |
| Ticket Information/Seating Map ..... | 420 |
| Junior Sharks .....                  | 421 |
| Broadcast Information.....           | 422 |
| Media Information.....               | 427 |

### SAN JOSE BARRACUDA

|   |     |
|---|-----|
| 2017-18 Schedule .....                  | 430 |
| Barracuda Team Directory .....          | 431 |
| Barracuda Executives.....               | 432 |
| Coaches/Hockey/Medical Staff .....      | 432 |
| Radio/TV.....                           | 436 |
| SAP Center Seating Chart.....           | 436 |
| In the Community .....                  | 437 |
| SAP Center at San Jose.....             | 438 |
| AHL Divisional Alignment.....           | 439 |
| San Jose Sharks Affiliate History ..... | 440 |
| 2016-17 AHL Standings.....              | 441 |
| 2016-17 In Review .....                 | 442 |
| Barracuda Awards.....                   | 444 |
| Knowing the Way to NHL .....            | 445 |
| All-Time Roster .....                   | 447 |
| All-Time Season Records.....            | 449 |
| Playoff History .....                   | 450 |
| All-Time Playoff Roster.....            | 451 |
| Frenzy .....                            | 452 |
| ECHL Affiliate: Allen Americans.....    | 452 |
| Barracuda Media Information.....        | 453 |



# 2017-18 SAN JOSE SHARKS MEDIA GUIDE



## SHARKS SPORTS & ENTERTAINMENT

SAP CENTER AT SAN JOSE

525 West Santa Clara St., San Jose, Calif. 95113

Phone 408-287-7070 • Fax 408-999-5797

sjs Sharks.com • twitter.com/sanjosesharks • facebook.com/sanjosesharks

### OWNERSHIP GROUP

Hasso Plattner, Gary Valenzuela, Gordon Russell, Rudy Staedler

## SHARKS SPORTS & ENTERTAINMENT ADVISORY BOARD

Hasso Plattner, Gary Valenzuela, Scott McNealy, Rouven Westphal

### HOCKEY OPERATIONS

|  |  |
|--|--|
| General Manager  | Doug Wilson  |
| Vice President & Assistant General Manager               | Joe Will   |
| Head Coach   | Peter DeBoer   |
| Assistant Coaches  | Steve Spott, Rob Zettler, Dave Barr  |
| Assistant Coach / Goaltending Coach                      | Johan Hedberg  |
| Video Coach  | Dan Darrow   |
| Development Coach  | Mike Ricci   |
| Goaltending Development Coach & Special Assignment Scout | Evgeni Nabokov   |
| Director of Scouting                                     | Tim Burke  |
| Director of Hockey Operations                            | Doug Wilson Jr.  |
| Supervisor of European Scouting                          | Shinn Larsson  |
| Scouts   | Michael Chiasson, Gilles Cote, Pat Funk, Rob Grillo, Brian Gross, Bryan Marchment, Ryan Russell, Niklas Sundstrom, Mike Yandle |
| Pro Scout  | Dirk Graham, Jimmy Bonneau   |
| Pro Scouting Analyst                                     | Charlie Townsend   |
| Director of Hockey Administration                        | Rosemary Tebaldi   |
| Senior Team Services Manager                             | Ryan Stenn   |
| Head Athletic Trainer                                    | Ray Tufts, ATC   |
| Assistant Athletic Trainer                               | Wes Howard, ATC  |
| Strength & Conditioning Coordinator                      | Mike Potenza   |
| Assistant Strength & Conditioning Coach                  | Kevin Neeld  |
| Skating Consultant                                       | Luke Chilcott  |
| Massage Therapist  | Arnulfo Aguirre, CMT, ART  |
| Equipment Manager  | Mike Aldrich   |
| Assistant Equipment Manager                              | Vinny Ferraiuolo, John Peters  |
| Equipment Assistant & Equipment Transportation           | Roy Sneesby  |
| Cleaning Specialist                                      | Norma Hernandez  |
| Team Physicians  | Dr. Mark Davies, Dr. Scott Crow & Dr. Anthony Abene  |
| Team Internists/Family Practice                          | Dr. AJ Uy, Dr. Chris Fowler, Dr. Harley Goldberg & Dr. Katherine Gray  |
| ER Medicine  | Dr. Young Yoon & Dr. David Nix   |
| Team Dentists  | Mark Nishimura, D.D.S.,  |
| Chiropractic Consultant                                  | Mike McMurray, D.C.  |

### BUSINESS & BUILDING OPERATIONS

|   |  |
|---|--|
| Chief Operating Officer                                   | John Tortora                                       |
| Executive Vice President, Governmental Affairs            | Jim Goddard  |
| Executive Vice President, Chief Sales & Marketing Officer | Flavil Hampsten                                    |
| Vice President, SSE Marketing & Digital                   | Doug Bentz   |
| Vice President, Sales & Service                           | John Castro  |
| Vice President, Finance                                   | Ken Caveney  |
| Vice President, Media Relations & Broadcasting            | Scott Emmert                                       |
| Vice President, Sharks Ice & San Jose Barracuda           | Jon Gustafson                                      |
| Vice President, Booking & Events                          | Steve Kirsner                                      |
| Vice President, Building Operations                       | Rich Sotelo  |
| Vice President, Business Intelligence                     | Neda Tabatabaie                                    |
| Executive Assistants                                      | Rebeca Davichick, Kelley Hutton, Mary Grace Miller |



### TICKET SALES

|  |  |
|--|--|
| Director of Special Event Sales .....                  | Mike Nieves  |
| Director of Ticket Sales .....                         | Brian Towers   |
| Director, Client Development & Ticket Operations ..... | Jamie Weinstein  |
| Ticket Operations Manager .....                        | Matt Gulino  |
| Client Development Manager .....                       | Jake Carlson   |
| Ticket Operations Coordinators .....                   | Jared Musel, Vanessa Cummins   |
| Ticket Sales Coordinator .....                         | Amanda Smith   |
| Group Sales Manager .....                              | Kyle Brant   |
| Senior Account Sales Manager .....                     | Eric Manuta  |
| Account Sales Managers .....                           | Mohamed Fofana, Brian Lauer, Blake Pangman, Jordan Pransky   |
| Account Service Managers .....                         | Aaron Apodaca, Courtney Emerson, Jacob Gilbertson, Rachelle Hill, Matt Jordan, Arington Jordan, Lindsay Olenic, Evan Santos            |
| Inside Sales Manager .....                             | Frank Batres-Landaeta  |
| Inside Sales Consultants .....                         | Andrew Brassinga, Nikki Bonaduce, AJ Gioglio, Aaron Schwartz, Kaylee Nunez, Brian Spina, Nicolas Picerno, Felicia Spadafore            |
| Special Event Sales Coordinator .....                  | Erik Taubman   |
| Account Executives .....                               | Erica Banal, Maria Brandone, Brandon Grengs, Matt Hill, Josh Hutchings, Chris Jensen, Connor Stefanski, Brittany Jones, Andrea Winslow |

### BUSINESS INTELLIGENCE

|   |                     |
|---|---------------------|
| Business Intelligence Coordinator ..... | Darion Afshar-Gomez |
| Business Intelligence Analyst .....     | TBD                 |

### CORPORATE PARTNERSHIPS

|   |   |
|---|---|
| Director, Corporate Partnership Sales and Service ..... | Jennifer Birmingham                       |
| Director of Business Development .....                  | Jon Carpenter                             |
| Senior Service Manager, Corporate Partnerships .....    | Jennifer Kosai                            |
| Sales Managers, Corporate Partnerships .....            | Matt Siert, Riley Danford                 |
| Corporate Partnerships Development Managers .....       | Mike Hollywood, Andrei Losche             |
| Service Managers, Corporate Partnerships .....          | Kayla Chickos, Seth, DeWitt, Patrick Luck |

### SUITE SALES & SERVICE

|   |               |
|---|---------------|
| Director of Suite Sales & Service .....       | Bruce Ross    |
| Executive Suite & Premium Sales Manager ..... | Ted Chuba     |
| Suites Services Manager .....                 | Julie Kennedy |



# 2017-18 SAN JOSE SHARKS MEDIA GUIDE

## EVENT PRESENTATION

|   |               |
|---|---------------|
| Director of Event Presentation .....              | Steve Maroni  |
| Event Presentation Manager .....                  | Tina Divilio  |
| Event Presentation Motion Graphics Designer ..... | Jamie McNeill |
| Event Presentation Editor/Videographer .....      | Taylor Hone   |

## MARKETING & DIGITAL MEDIA

|   |   |
|---|---|
| Director of Marketing .....                 | Casey Lepannen                                |
| Marketing Manager .....                     | Courtney Jankovich                            |
| Creative Services Manager .....             | TBD   |
| Graphic Designers .....                     | Caitlynn Steinberg, Laurence Roman            |
| Director of Content Production .....        | Dustin Lamendola                              |
| Digital Media Manager .....                 | Patrick Hooper                                |
| Digital Media Production Coordinators ..... | Nathan Hone, Austin Webb                      |
| Digital Media Coordinators .....            | Ann Frazier, Nicole Grazioli, Casey Krygier   |
| CRM Marketing Manager .....                 | Stacy McGranor                                |
| Marketing Coordinators .....                | Amanda Behrendt, Amber Cottle, Tyler Hadfield |
| Arena Marketing Coordinator .....           | Megan Ebeck                                   |
| Community Relations Coordinator .....       | Stephanie Dubin                               |

## MEDIA RELATIONS

|  |                  |
|--|------------------|
| Media Relations Manager .....                          | Ben Guerrero     |
| Broadcast Operations and Media Relations Manager ..... | Joanna Schimmel  |
| Media Relations Coordinator .....                      | Nicolas Carrillo |

## PUBLIC RELATIONS & FAN DEVELOPMENT

|   |             |
|---|-------------|
| Director of Public Relations, Business Operations ..... | Jim Sparaco |
| Mascot Operations Manager .....                         | Tim Patnode |

## BROADCASTING

|   |                           |
|---|---------------------------|
| Television Play-By-Play Broadcaster ..... | Randy Hahn                |
| Television Color Analyst .....            | Jamie Baker               |
| Radio Play-By-Play Broadcaster .....      | Dan Rusanowsky            |
| Radio Color Analysts .....                | Bret Hedican, David Maley |

## BUILDING OPERATIONS

|  |   |
|--|---|
| Director of Booking & Events .....         | James Hamnett   |
| Director of Building Services .....        | Monte Chavez  |
| Director of Ticket Operations .....        | Patrick Doherty   |
| Director of Guest Services .....           | Mike McCarroll  |
| Facilities Technical Director .....        | Jason Lemiere   |
| Chief Engineer .....                       | Eric Gold   |
| Building Services Managers .....           | Bruce Tharaldson, Ray Romero  |
| Ushering & Emergency Medical Manager ..... | TBD   |
| Recruiting and Training Manager .....      | Rosnee Joshi  |
| Building Services Supervisor .....         | Lino Suastegui  |
| Conversion Supervisor .....                | TBD   |
| Building Services Coordinators .....       | Peggy Roland  |
| Mailroom Coordinator .....                 | Richard Perez   |
| Guest Services Coordinator .....           | Karen Casanave  |
| Ticket Operations Manager .....            | Darryl Washington   |
| Engineers .....                            | Don DaRosa, Jeremy Held, Ken McEvoy, Jeff Medal, Darryl Sotelo, Jay Vasquez |
| Administrative Assistant .....             | Yvette Rangel   |
| Receptionist .....                         | Starley Lindley   |

## FINANCE

|   |                 |
|---|-----------------|
| Controller .....                            | Stephanie Reitz |
| Accounts Payable Associate .....            | Connie Arteaga  |
| General Ledger and Payroll Accountant ..... | Sara Blanchard  |
| Banking Accountant .....                    | Tasia Simmons   |
| Administrative Accountant .....             | Jeenette Miller |



|                                 |                |
|---------------------------------|----------------|
| Financial Analyst .....         | Mark Paulsen   |
| General Ledger Accountant ..... | Hana Houssainy |

### INFORMATION TECHNOLOGY

|  |                |
|--|----------------|
| Director of Information Technologies ..... | Allison Aiello |
| IT Systems Manager .....                   | Cara Browning  |
| Systems Support Specialist .....           | TBD            |

### HUMAN RESOURCES

|                         |                             |
|-------------------------|-----------------------------|
| Business Partners ..... | Karen Aasen, Jeannine Young |
|-------------------------|-----------------------------|

### LEGAL

|               |                |
|---------------|----------------|
| Counsel ..... | Andrew Koehler |
|---------------|----------------|

### MISCELLANEOUS

|                              |   |
|------------------------------|---|
| Team Colors .....            | Deep Pacific Teal, Burnt Orange and Black |
| Home Ice/Capacity .....      | SAP Center at San Jose (17,562)           |
| Dimensions of Rink .....     | 200-feet by 85-feet                       |
| Television Station .....     | NBC Sports California                     |
| Radio Network Flagship ..... | 98.5/102.1 FM KFOX (KUFX)                 |
| Team Photographers .....     | Don Smith, Rocky Widner                   |
| P.A. Announcer .....         | Danny Miller                              |
| Mascot .....                 | S.J. Sharkie                              |
| AHL Affiliate .....          | San Jose Barracuda                        |
| ECHL Affiliate .....         | Allen Americans                           |

### SHARKS ICE - SAN JOSE/FREMONT/OAKLAND

|   |                    |
|---|--------------------|
| Director of Operations - Sharks Ice at San Jose/Fremont ..... | Richard Rocha      |
| General Manager - Oakland Ice Center .....                    | Melissa Fitzgerald |
| Operations Manager - Sharks Ice at Fremont .....              | Casey Maguire      |
| Director of Skating .....                                     | Candy Goodson      |
| Director of Hockey .....                                      | Robert Savoie      |
| Director, Junior Sharks .....                                 | Curtis Brown       |
| Merchandise Manager .....                                     | Ron Glasow         |
| Hockey Manager .....  | Tyler Shaffar      |
| Hockey Manager (Oakland Ice Center) .....                     | Chi Tse            |
| Youth Hockey Manager .....                                    | Matt Adams         |
| High School and Girls/Womens Hockey Coordinator .....         | Amanda Long        |
| Development Coordinator .....                                 | Mike Janda         |
| Skating Manager - Oakland Ice Center .....                    | David Hicks        |
| Participation Development Manager - San Jose .....            | Salvatore Barranco |
| Participation Development Manager - Oakland .....             | Zach Holback       |
| Office Manager - Sharks Ice at San Jose .....                 | Kimberly Saito     |
| Office Manager - Oakland Ice Center .....                     | Grace Ramsey       |
| Food & Beverage Manager .....                                 | Dan Anglikowski    |
| Guest Services Coordinator .....                              | Nancy Perez        |
| Birthday Party Coordinator .....                              | Stephanie Conroy   |

### SHARKS FOUNDATION

|                                      |  |
|--------------------------------------|--|
| Sharks Foundation Director .....     | Heather Hooper                               |
| Sharks Foundation Coordinators ..... | Jenne' Johnson, Missy Zielinski, Lisa Vestal |



# 2017-18 SAN JOSE SHARKS MEDIA GUIDE

## SAN JOSE BARRACUDA (AHL) EXECUTIVE STAFF

|   |               |
|---|---------------|
| Governor .....                          | John Tortora  |
| Vice President/Alternate Governor ..... | Jon Gustafson |

## HOCKEY OPERATIONS

|   |                     |
|---|---------------------|
| General Manager & Alternate Governor .....          | Joe Will            |
| Head Coach .....                                    | Roy Sommer          |
| Assistant Coach .....                               | Ryan Mougenel       |
| Video Coach and Hockey Operations Coordinator ..... | Nick Gialdini       |
| Development Coach (Defenseemen) .....               | Bryan Marchment     |
| Development Coach (Forwards) .....                  | Mike Ricci          |
| Development Coach (Goalies) .....                   | Evgeni Nabokov      |
| Development Coach .....                             | Dirk Graham         |
| Development Coach .....                             | Niklas Sundstrom    |
| Head Athletic Trainer .....                         | Quentin Higgins     |
| Head Equipment Manager .....                        | Adam Dexter         |
| Strength and Conditioning Coordinator .....         | Marcello Martinelli |
| Assistant Equipment Manager .....                   | Mike Murphy         |

## BUSINESS OPERATIONS

|   |                   |
|---|-------------------|
| Game Presentation Manager .....                     | Daniel Bell       |
| Media Relations & Broadcasting Manager .....        | Nick Nollenberger |
| Marketing and Community Relations Coordinator ..... | Joey Goldstein    |
| Account Services Manager .....                      | TBD               |
| Sales Manager, Corporate Partnerships .....         | Riley Danford     |
| Ticket Sales Account Executive .....                | Maria Brandone    |

## SAN JOSE ARENA AUTHORITY

|                          |                 |
|--------------------------|-----------------|
| Executive Director ..... | Chris Morrissey |
| Office Manager .....     | Shelly Wang     |

## ARAMARK SPORTS AND ENTERTAINMENT

|   |                              |
|---|------------------------------|
| Resident District Manager .....         | John Heberden                |
| Director of Premium Services .....      | Dan Tweddle                  |
| Director of Concessions .....           | Franklin Meltzer             |
| Merchandise Manager .....               | Patte Dahlin                 |
| Warehouse Manager .....                 | Henry Galvez                 |
| Concessions Manager .....               | Jose Lopez                   |
| Human Resources Manager .....           | Ebi Netto                    |
| IT Manager .....                        | J.R. Sivila                  |
| Assistant Human Resources Manager ..... | Raul Sepulveda               |
| Controller .....                        | Sisamoune Tran               |
| Executive Chef .....                    | Craig Coe                    |
| Catering Sales Coordinator .....        | Madelyn Lacayo               |
| Accountants .....                       | Eliza Borja, Michelle Nguyen |







## EXECUTIVES



## HASSO PLATTNER

## MAJORITY OWNER

**H**asso Plattner serves as the majority owner of Sharks Sports & Entertainment (SSE). A charter member of the local ownership group that purchased the San Jose Sharks from original owner George Gund III in 2002, Plattner became the organization's majority owner in 2010.

A lifelong hockey fan, Plattner intently followed the game at the international level while growing up in his native Germany. An avid spectator of hockey's World Championships each year, he marveled at the exploits of the Soviet Union's powerhouse hockey teams in the late 1970's and early 1980's.

On a trip to the Bay Area as co-founder of SAP SE, the world's largest business software company, he distinctly recalls the moment his past and future collided while watching the Sharks play on television in 1993.

"The announcer says (Sergei) Makarov...(Igor) Larionov...(Johan) Garpenlov," Plattner recalled. "Not possible - I see two of the top players I watched for more than 10 years. And here they are."

And so began Plattner's affinity for the San Jose Sharks and hockey in the Bay Area.

His passion for the game of hockey and desire to win have been evident during his tenure as the Sharks majority owner. Under his stewardship, the team earned its first trip to the Stanley Cup Final (2016), made three appearances in the Western Conference Final (2010, 2011, 2016), and has posted three 100+ point seasons.

Plattner affords General Manager Doug Wilson the financial autonomy to ensure that the Sharks remain amongst the NHL's most competitive franchises, authorizing spending to the NHL's salary cap and reinvigorating a team that has posted 96 or more points in 11 of the last 12 complete NHL seasons.

In addition, Plattner has provided resources for the organization's player development system to take major steps forward in several areas. In 2014, Plattner committed the financial backing to re-locate the team's American Hockey League (AHL) development affiliate to California in order to enhance the organization's ability to oversee and develop prospects. Along with that relocation came a large-scale, facility expansion at Solar4America Ice at San Jose to house the AHL's San Jose Barracuda, along with a major cosmetic modernization and renovation to the Sharks existing practice facilities.

Those investments paid immediate dividends as, in just their second season in San Jose, the Barracuda advanced to the AHL's Western Conference Final and several of the team's players were recognized with major awards.

Off the ice, Plattner has made several major enhancements to ensure the Sharks continue to offer a highly-desirable experience to their loyal fans. In Aug. 2017, J.D. Power & Associates, a global market research company, named the San Jose Sharks as the Bay Area's top professional sports franchise for overall fan experience.

In addition, Plattner has also increased the investment in the Sharks business operations unit. Under the direction of Chief Operating Officer John Tortora, the company has expanded the team's business staff and facilitated a complete overhaul of the organization's sales and service department. Most recently has been the creation of the Chairman's Lounge, a members-only, upscale club located within SAP Center.

His most commendable action came in May 2015 by re-committing the Sharks to the City of San Jose with a ten-year arena management agreement. The new deal will keep the team at SAP Center at San Jose through 2025, with the potential to extend the agreement through 2040. His mandate to the SSE's management team was to craft a deal quickly and fairly with the city of San Jose, without the threat of relocation or excessive public subsidy.

In recent years, Plattner has authorized several major upgrades to SAP Center, ensuring the venue remains a world-class facility. Those projects have included the installation of a permanent dehumidification system to ensure SAP Center is capable of maintaining the best ice conditions possible in the Bay Area's temperate climate, a large-scale upgrade of the building's roof, as well as the addition of a state-of-the-art digital media wall on SAP Center's concourse.

Plattner's passions in life are sports, business and science. At SAP, he currently serves as Chairman of the Supervisory Board and as Chief Software Advisor, where he concentrates on defining the medium and long-term technology strategy of SAP. He also heads the Technology Committee of the SAP Supervisory Board.

Plattner has received a number of honors recognizing not only his accomplishments in the business world but his significant track record in giving back to the community. In 1997, he received the Information Technology Leadership Award for Global Integration as part of the Computerworld Smithsonian Awards Program. In 1998, he was inducted into the German Hall of Fame, which honors those who promote economic and social development in Germany. In 2002, the University of Potsdam appointed him an Honorary Doctor, and in 2004, an Honorary Professor. In 2001, *Time Magazine Europe* ranked Plattner #1 on its list of the most important and influential IT personalities.

Plattner received his master's degree in communications engineering from the University of Karlsruhe. In 1990, the University of Saarbruecken awarded him an honorary doctorate and in 1994 he was granted an honorary full professorship.

Well known for his philanthropic efforts, Plattner is a leading private patron of education and research in science and technology. Following his retirement from day-to-day involvement in SAP, Plattner has devoted his time to the promotion of science, innovation and entrepreneurship, as well as to social and cultural projects.



## EXECUTIVES

Under the umbrella of the Hasso Plattner Foundation, he founded the Hasso Plattner Institute for Software Systems Engineering (HPI) in 1998 at the University of Potsdam in Germany, and expanded the HPI with a School of Design Thinking in 2007. He not only fully finances the HPI, but is also actively involved as a director, professor and lecturer in Enterprise Platforms and Integration Concepts.

In 2005, Plattner established the Hasso Plattner Institute of Design at Stanford University, a hub for student and faculty innovators in the areas of engineering, medicine, business, law, the humanities, sciences, and education.

In addition, Plattner has long been active in the fight against AIDS in South Africa.

Along with being a life-long hockey enthusiast, Plattner is an avid competitive sailor who has participated in the 505 World Championship, a race for high-performance two-person sailboats. His top sports hero is Jesse Owens, the track and field star who captured four gold medals at the 1936 Berlin Olympics, and his top personal hero as Nelson Mandela for his ability to guide South Africa out of apartheid.



## JOHN TORTORA

## CHIEF OPERATING OFFICER

John Tortora enters his fifth season as chief operating officer of Sharks Sports & Entertainment (SSE). Tortora, 48, oversees all aspects of SSE's business operations and represents the organization's ownership. He serves as an alternate governor for the San

Jose Sharks to the National Hockey League's (NHL) Board of Governors and for the San Jose Barracuda to the American Hockey League's (AHL) Board of Governors.

Tortora works closely with Sharks General Manager Doug Wilson to establish and maintain a centralized and collaborative vision for the entire organization, encapsulating both hockey and business operations. Since being appointed COO in 2013, Tortora has focused on creating new opportunities to connect Sharks fans and corporate partners with the Sharks brand throughout the year.

Under the direction of Sharks Majority Owner Hasso Plattner, Tortora has successfully collaborated on a number of high-profile organizational projects.

One of the most significant events occurred on Feb. 21, 2015 when the Sharks hosted the 2015 Coors Light Stadium Series at Levi's Stadium, which was Northern California's first professional outdoor hockey game. The sold-out contest was an overwhelming success, drawing a crowd of 70,205 fans, making it the third-largest attended game in NHL history. In addition, Tortora facilitated the Sharks participation in the four-part, EPIX television series, "Road to the Stadium Series," which offered a unique and unfettered look into the day-to-day life of the Sharks players in the weeks preceding the outdoor game.

In May 2015, Tortora reaffirmed Plattner's commitment to the City of San Jose by extending SSE's management agreement to operate SAP Center and ensuring that the Sharks will continue to call San Jose its home through the 2024-25 season.

In conjunction with Wilson, Tortora helped spearhead the relocation of the Sharks top development club from Worcester, Mass. to the SAP Center at San Jose as a part of a new Pacific Division of the American Hockey League (AHL). Beginning with the 2015-16 season, the Barracuda provided a new opportunity for Sharks fans to connect with future Sharks players in a unique manner, while enabling the Sharks hockey staff to oversee the development of the organization's strong core of prospects.

Tortora also helped facilitate Plattner's financial commitment to the Sharks hockey department with a massive renovation at Sharks Ice at San Jose, including a \$4 million expansion of the facility to house the newly-relocated AHL team, as well as a large-scale cosmetic upgrade to the Sharks training facilities.

2015-16 also saw a season-long celebration of the franchise's 25th Anniversary and its great fans, united for a special evening at a gala to commemorate the organization's first 25 years in the Bay Area. Fittingly, the season culminated with the franchise's first trip to the Stanley Cup Final.

Tortora joined SSE in June 2011 as executive vice president and general counsel where he oversaw all legal matters pertaining to the franchise. Prior to joining SSE, Tortora spent 14 years with the NHL in New York, where he most recently was Vice President, Media. Tortora was actively involved in the launch of the NHL Network. Further, Tortora navigated a variety of content rights issues across various distribution platforms. Tortora also monitored and addressed regulatory matters in Ottawa and Washington.

After graduating magna cum laude in accounting from Seton Hall University in 1991, Tortora attended Seton Hall University School of Law, graduating in 1994 and serving as editor-in-chief of Volume 4 of the Seton Hall Journal of Sport Law.

A native of New Jersey, Tortora is a member of the New Jersey and New York State Bars and is a registered in-house counsel with the State Bar of California. Tortora also is active with the Bay Area Council, Joint Venture Silicon Valley, National Sports Marketing Network, San Jose Capital Club, San Jose Downtown Association, San Jose Silicon Valley Chamber of Commerce, San Jose Sports Authority, and the Silicon Valley Leadership Group. A four-time marathoner, Tortora and his wife, Debbie, have two teenagers.



## JIM GODDARD

EXECUTIVE VICE PRESIDENT, GOVERNMENTAL AFFAIRS

A 28-year veteran with Sharks Sports & Entertainment (SSE), Jim Goddard begins a new role as executive vice president, governmental affairs.

In this role, he will work cooperatively with officials from the City of San Jose to maintain and enhance SAP Center at San Jose as the preeminent arena in the Bay Area and as the primary economic impact driver for downtown San Jose.

This follows five years serving as executive vice president of business and building operations, a position he was appointed to by SSE's Board of Directors in 2013. Prior to his board-appointed role, Goddard worked for 19 years as executive vice president and general manager of building operations.

In this role, Goddard oversaw all facets of SAP Center at San Jose's operation, including event booking, guest services, ticket operations, parking, food services, engineering and facility technical operations. He is the point person for discussions between arena management and the City of San Jose. More so, Goddard implements and oversees all building improvements, from the design phase to final construction.

In 2015, fresh off Sharks Majority Owner Hasso Plattner's commitment to stay in San Jose, Goddard oversaw several upgrades to SAP Center, including a large-scale roof improvement project, as well as the installation of the state-of-the-art SAP digital media wall on the arena's concourse, furthering the organization's partnership with naming rights sponsor SAP.

Thanks to the building's pristine reputation and meticulous upkeep, SAP Center was chosen to host several elite events this past year, including: the 2016 U.S. Women's Olympic Gymnastics Trials; the NFL's Super Bowl Opening Night; a special Bay Area address from Narendra Modi, Prime Minister of India; some of the Nation's most sought-after concert acts, including Adele, Barbra Streisand and Drake; a full slate of NHL and AHL games and the building's first-ever Stanley Cup Final contests.

In the summer of 2007, Goddard helped implement an ambitious, \$17.5 million capital upgrade project to SAP Center that included a new, multi-level LED scoreboard, LED full-color fascia display, a state-of-the-art seating area sound system, roof-rigging weight capacity increase and a new HDTV control room.

Goddard oversaw three separate expansion and renovation projects of Solar4America Ice at San Jose, which included the addition of a multi-million dollar, 58,000-square foot training and practice facility for the Sharks in August 2000 and a fourth sheet of ice in 2005. In 2015, under the direction of ownership, Solar4America Ice at San Jose underwent a large-scale expansion, which saw the creation of an AHL facility for the newly-relocated San Jose Barracuda, as well as the overhaul of the Sharks practice facility and locker room. With its four ice sheets, Solar4America Ice at San Jose is the largest ice facility in the United States under one roof west of the Mississippi River.

From 1993-96, he served as vice president of building operations and from 1990-93, Goddard served as San Jose Arena project manager, helping oversee the design and construction of the facility. He represented the Sharks and SAP Center Management interests in working with the City of San Jose, architects, consultants and contractors.

Goddard came to San Jose from Minnesota following a 23-year term of service at the Met Center, home of the Minnesota North Stars, finishing as vice president of Met Center Operations. While at the Met Center, Goddard was involved in all aspects of the management and operation of the facility, working with promoters, tenants, concessionaires and suppliers to ensure a consistent level of superior service was enjoyed by everyone involved with the building.

Goddard attended the University of Minnesota.



## FLAVIL HAMPSTEN

**EXECUTIVE VICE PRESIDENT, CHIEF SALES & MARKETING OFFICER**

Flavil Hampsten enters his third year with the San Jose Sharks, serving as Executive Vice President, Chief Sales & Marketing Officer. In this role, Hampsten oversees corporate partnerships, ticket sales and service, suite sales and service, marketing, digital media, and the Sharks Foundation, as well as the business intelligence division which provides analytics support to all business departments.

With support from Sharks Majority Owner Hasso Plattner, Hampsten led a department expansion that completely revamped the organization's sales, service and marketing departments. As part of this process, he oversaw the creation of Sharks365, a membership-based program that offers Sharks fans one of the most remarkable and distinctive season ticket experiences in all of sports.

Additionally, under Hampsten's leadership, the Sharks Business Alliance was developed. Through the Business Alliance, the Sharks have given the team's corporate partners and suite holders an exclusive opportunity to attend private events and functions for the purpose of networking and engaging with each other in order to develop both personal and business relationships. This has resulted in a dramatic increase in both corporate partnerships and suite sales including several naming rights agreements including the BMW Lounge, Alaska Airlines Club, Kaiser Permanente Entrance, Inside Source Plaza, ThreatMetrix Ticket Office and Marz Vodka Bar.

In 2016, Hampsten oversaw the formation of the first-ever Sharks Business Intelligence department. Working closely with team partner SAP, the Business Intelligence built a technology stack that allows the team to collect and analyze various sources of customer data. The Sharks are now able to use their data to drive business decisions, optimize marketing resources and better serve the fans by creating a more personalized and consumer-friendly experience whether at games or outside the arena.

Under Hampsten's guidance, a revamped marketing department now focuses on innovation, content and brand growth to maximize fan engagement and brand experience. This includes the development of a new, unique mobile app focused on providing fans utility functions while in the SSE venues, such as digital ticketing and mobile ordering; and content when fans are outside of the venue, such as virtual reality/360 and push messaging. Furthermore, the marketing group has produced award-winning content that creates a memorable experience across all of the Sharks channels - from in-game to social media to advertising. In 2017, the Sharks won its first-ever Northern California Emmy award for the "Sharks For Life" television advertising campaign, the IDEA Golden Matrix award for Overall Game Presentation in Hockey and the JP Power Award for Overall Fan Experience in the Bay Area.

Hampsten, a Sports Business Journal and Charlotte Business Journal 40 Under 40 Honoree, spent five years with the Charlotte Hornets as senior vice president of sales and database marketing prior to joining Sharks Sports and Entertainment. In Charlotte, he oversaw the sales and services staff in the areas of season tickets, group tickets, premium and luxury tickets, corporate partnership sales, corporate partnership activation, as well as managed the team's CRM system, business intelligence department, and direct-to-consumer database marketing programs.

During his tenure, the team embarked on an unprecedented move to rebrand back to the Hornets moniker, which resulted in record setting revenue in full season ticket sales and new corporate partnership agreements. The organization also set franchise records in FSE sales, group sales, individual game sales, total corporate partnership revenue, and was awarded 10 sales and marketing awards by the NBA during his time with the team.

Before Charlotte, Hampsten was a part of the National Basketball Association's acclaimed Team Marketing and Business Operations department. There he was responsible for analyzing the business operations and identifying areas of strengths and opportunities for a select number of NBA, WNBA and NBA D-League teams.

A graduate of Mount Union College, he also earned an MBA in marketing from Arizona State University. Hampsten currently resides in San Jose.



## DOUG WILSON

### GENERAL MANAGER

Rarely has a member of the hockey world experienced the level of success and longevity on and off the ice as Sharks General Manager Doug Wilson.

On Jan. 26, 2017, Wilson entered an extremely elite club, becoming only the fourth individual to play in 1,000 NHL hockey games and to serve as a general manager of an NHL club for at least 1,000 games. The only others to accomplish the feat are Hockey Hall of Famers Bobby Clarke, Bob Gainey and Bob Pulford.

Following a 16-year career as one of the NHL's most dynamic defensemen, Wilson was named the San Jose Sharks general manager on May 13, 2003. Since that time, he has strategically built the Sharks into one of the National Hockey League's elite franchises through strong drafting, shrewd trades and timely free agent signings.

In his 13 seasons in charge of the Sharks hockey department, Wilson has guided the franchise to its most successful era, including a Stanley Cup Final appearance (2016), capturing a Presidents' Trophy (2009), five Pacific Division titles (2004, 2008-2011), advancing to the Western Conference Final on four occasions (2004, 2010, 2011, 2016) and qualifying for the Stanley Cup Playoffs in 12 of 13 seasons.

During his tenure as the Sharks general manager, only the Pittsburgh Penguins have appeared in more Stanley Cup Playoff series (27) than San Jose (25). In addition, the Sharks are first amongst all NHL teams in regular season points (1,303 points, 590-319-123 record) and first in regular season wins. Since the 2003-04 season (not including the 2012-13 lockout-shortened season), the team averaged 104 points per season and posted four 50-win seasons.

In his current role, Wilson, 60, has overall authority regarding all of Sharks Sports & Entertainment's hockey-related operations. He oversees all player personnel decisions, negotiates player contracts, coordinates the efforts of the team's scouting department, leads the team in its draft day preparation and administers the club's player evaluation process at all professional, minor and junior levels.

Wilson also serves as one of the franchise's alternate governors to the NHL's Board of Governors and is a member of the NHL's Competition Committee.

Sharks Majority Owner Hasso Plattner has empowered Wilson with the autonomy to ensure the Sharks remain amongst the NHL's most competitive franchises. Working within those parameters, Wilson has successfully negotiated some of the NHL's largest blockbuster trades over the past decade-plus, including acquiring Joe Thornton in 2005, Dan Boyle in 2008 and Brent Burns in 2011.

Plattner also supported Wilson's effort to strengthen the organization's player development system, approving the Sharks relocation of their American Hockey League affiliate, the Barracuda, to San Jose. The move to California allows for greater interaction, involvement and observation from San Jose's development coaches and eliminated the need to fly players across the United States in the event of recalls and reassignments, adding valuable practice time. To accommodate the new team, the Sharks undertook a large overhaul of Solar4America at San Jose in 2015, constructing a brand new practice facility for the new AHL team, as well as extensive renovations to the Sharks existing room, aimed to modernize both headquarters.

The relocation has paid immediate dividends as the Barracuda finished the 2016-17 season with the second-best winning percentage in the AHL (first in the Western Conference), a Pacific Division championship and an appearance in the Western Conference Final. In addition, following a concerted focus on reinvigorating the organization's prospect pool, several of the Barracuda players were recognized with major awards and Head Coach Roy Sommer was named as the AHL's Coach of the Year.

Prior to being named the franchise's general manager, Wilson spent six seasons (1997-2003) as director of pro development. In that role, his responsibilities included evaluating talent at all professional and minor league levels and continuous assessment of the Sharks roster and reserve list. In addition, he provided valuable input assisting in the club's player development programs and consulting with the hockey department on all major personnel issues, special assignments and contract negotiations.

Working closely with the entire hockey department, Wilson played a major role in creating a positive atmosphere in the dressing room and an alluring team on-the-ice in order to obtain and retain veteran free agents during the team's re-building period such as Vincent Damphousse, Mike Ricci, Gary Suter, Scott Thornton and Mike Vernon.

Wilson has accumulated a vast amount of multi-faceted hockey expertise throughout his on-and-off the ice experiences. His older brother, Murray, played seven NHL seasons, capturing four Stanley Cup Championships with the Montreal Canadiens (1973, 1976-78). As a member of the Ontario Hockey League's Ottawa 67s, Wilson played for Hall of Famer Brian Kilrea, junior hockey's all-time winningest coach. During his tenure with the Chicago Blackhawks, Wilson was a teammate of NHL legend Bobby Orr and a roommate with Hockey Hall of Famer Stan Mikita.

In 2004, Wilson participated in the NHL Game Committee, a panel of players, coaches, executives and media responsible for examining all aspects of the game. The committee, which initially met during the offseason, included Hall of Fame coach Scotty Bowman and Pittsburgh Penguins chairman of the board Mario Lemieux, among others. As a player, following a stellar junior career with the Ottawa 67s, the Ottawa, Ontario native was a first round draft choice (sixth overall) by the Chicago Blackhawks in 1977. He played 16 NHL seasons, primarily with Chicago, before finishing his career in San Jose. In 1,024 NHL games, he posted 827 points (237 goals, 590 assists) which ranks 15th among defensemen on the NHL's all-time scoring list. In 1982, he was the winner of the James Norris Memorial Trophy,





symbolic of the League's top defenseman, when he tallied 85 points. His 39 goals that season remain the fourth-most ever scored by an NHL defenseman. He finished amongst the top-5 in Norris Trophy voting three other times.

Wilson ranks fifth on the Blackhawks all-time points (779) and games played lists (938), and among defensemen, he ranks first in points, goals (225; 15th overall) and assists (554; third overall). He led all Blackhawks defensemen in scoring for eight consecutive seasons (1980-81 thru 1989-90).

He was selected to eight NHL All-Star Games (seven with Chicago [missed the 1988 game due to injury] and one with San Jose) and while with Chicago, Wilson was named as an NHL First Team All-Star in 1982 and twice was named as an NHL Second Team All-Star (1985 and 1990). He was also tabbed to play in the Rendez-vous '87 series, which pitted the top NHL players against the Soviet men's national ice hockey team.

In addition, he played in 95 career playoff games with Chicago and scored 80 points (19 goals, 61 assists).

Acquired by San Jose just prior to the Sharks inaugural season in 1991, Wilson brought instant credibility and respect to the young franchise. He played two seasons for the Sharks, serving as the organization's first captain and scoring 48 points (12 goals, 36 assists) in 86 games.

Additional highlights from Wilson's Sharks career include being the team's first representative in an All-Star Game (1991-92), playing in his NHL-milestone 1,000th game on Nov. 21, 1992 (77th player in League history) and twice being named the Sharks nominee for the King Clancy Award (1992 and 1993), presented for leadership and humanitarian contributions both on-and-of the ice.

He formally announced his retirement from the NHL as a member of the Sharks prior to the 1993-94 season.

Off the ice, Wilson has extensive experience working for and supporting the National Hockey League Players' Association. From 1993-97, he served as coordinator of player relations and business development, where he was primarily responsible for overseeing player relations, the development of business ventures and managing international affairs. He served as the NHLPA's president for the 1992-93 season and was a vice-president over eight seasons during his playing career.

Additionally, Wilson has a long history with Hockey Canada, serving on the board of the Canadian Hockey Association. He served as a management consultant for Canada's entries in the 1994, 1995, 1996 and 1997 World Junior Championship tournaments — resulting in four consecutive gold medal finishes.

Wilson is a member of three regional Sports Halls of Fame; Ottawa (inducted Oct. 1998), Chicago (inducted Sept. 1999), and San Jose (inducted Nov. 2016). The Ottawa 67's also honored his stellar career by retiring his No. 7 sweater.

Wilson serves on the Positive Coaching Alliance's National Advisory Board. Positive Coaching Alliance is a national non-profit developing "Better Athletes, Better People" by working to provide all youth and high school athletes a positive, character-building youth sports experience. He also formerly served on the board of directors for the NHL's Alumni Association.

Wilson and his wife, Kathy, have four children: Lacey, Doug, Chelsea and Charlie

## PLAYING CAREER OF DOUG WILSON

### CAREER STATISTICS

### PLAYOFFS

| SEASON  | CLUB          | LEAGUE     | GP   | G   | A   | PTS | PIM | GP | G  | A  | PTS | PIM |
|---------|---------------|------------|------|-----|-----|-----|-----|----|----|----|-----|-----|
| 1974-75 | Ottawa        | OHA        | 55   | 29  | 58  | 87  | 75  | 7  | 2  | 3  | 5   | 6   |
| 1975-76 | Ottawa        | OHA        | 58   | 26  | 62  | 88  | 142 | 12 | 5  | 10 | 15  | 28  |
| 1976-77 | Ottawa        | OHA        | 43   | 25  | 54  | 79  | 85  | 15 | 4  | 20 | 24  | 34  |
| 1977-78 | Chicago       | NHL        | 77   | 14  | 20  | 34  | 72  | 4  | 0  | 0  | 0   | 0   |
| 1978-79 | Chicago       | NHL        | 56   | 5   | 21  | 26  | 37  | —  | —  | —  | —   | —   |
| 1979-80 | Chicago       | NHL        | 73   | 12  | 49  | 61  | 70  | 7  | 2  | 8  | 10  | 6   |
| 1980-81 | Chicago       | NHL        | 76   | 12  | 39  | 51  | 80  | 3  | 0  | 3  | 3   | 2   |
| 1981-82 | Chicago       | NHL        | 76   | 39  | 46  | 85  | 54  | 15 | 3  | 10 | 13  | 32  |
| 1982-83 | Chicago       | NHL        | 74   | 18  | 51  | 69  | 58  | 13 | 4  | 11 | 15  | 12  |
| 1983-84 | Chicago       | NHL        | 66   | 13  | 45  | 58  | 64  | 5  | 0  | 3  | 3   | 0   |
| 1984-85 | Chicago       | NHL        | 78   | 22  | 54  | 76  | 44  | 12 | 3  | 10 | 13  | 12  |
|         | Canada        | Canada Cup | 7    | 2   | 1   | 3   | 4   | —  | —  | —  | —   | —   |
| 1985-86 | Chicago       | NHL        | 79   | 17  | 47  | 64  | 80  | 3  | 1  | 1  | 2   | 2   |
| 1986-87 | Chicago       | NHL        | 69   | 16  | 32  | 48  | 36  | 4  | 0  | 0  | 0   | 0   |
|         | NHL All-Stars | RdV'87     | 2    | 1   | 1   | 2   | 0   | —  | —  | —  | —   | —   |
| 1987-88 | Chicago       | NHL        | 27   | 8   | 24  | 32  | 28  | —  | —  | —  | —   | —   |
| 1988-89 | Chicago       | NHL        | 66   | 15  | 47  | 62  | 69  | 4  | 1  | 2  | 3   | 0   |
| 1989-90 | Chicago       | NHL        | 70   | 23  | 50  | 73  | 40  | 20 | 3  | 12 | 15  | 18  |
| 1990-91 | Chicago       | NHL        | 51   | 11  | 29  | 40  | 32  | 5  | 2  | 1  | 3   | 2   |
| 1991-92 | San Jose      | NHL        | 44   | 9   | 19  | 28  | 26  | —  | —  | —  | —   | —   |
| 1992-93 | San Jose      | NHL        | 42   | 3   | 17  | 20  | 40  | —  | —  | —  | —   | —   |
|         | Sharks Totals |            | 86   | 12  | 36  | 48  | 66  | —  | —  | —  | —   | —   |
|         | NHL Totals    |            | 1024 | 237 | 590 | 827 | 830 | 95 | 19 | 61 | 80  | 86  |

Drafted by Chicago in 1977 (1st round, 6th overall). Traded by Chicago to San Jose in exchange for Kerry Toporowski and a second round selection (27th overall) in the 1992 NHL Entry Draft, Sept. 6, 1991. Retired, Sept. 10, 1993. **HONORS:** OHA First All-Star Team (1977), NHL First All-Star Team (1982), James Norris Trophy (NHL's top defenseman, 1982), NHL Second All-Star Team (1985 and 1990), NHL All-Star Game (1982-86, 1990 and 1992).



## JOE WILL

**VICE PRESIDENT & ASSISTANT GENERAL MANAGER, SAN JOSE SHARKS  
GENERAL MANAGER, SAN JOSE BARRACUDA**

Joe Will begins his seventh season as assistant general manager for the San Jose Sharks and his fifth as general manager of the Sharks' American Hockey League affiliate (Worcester Sharks and San Jose Barracuda).

In San Jose, Will works closely with general manager Doug Wilson on all daily departmental functions and his primary responsibilities include contract research and negotiations, scouting operations, fiscal planning, salary cap analysis and hockey administration. He's the lead coordinator and planner for the Sharks training camp, scouting meetings and scouting conference calls each season.

In addition, as general manager of the San Jose Barracuda, he oversees all of the hockey operations for the Sharks AHL affiliate, including player evaluation, player contracts, and player recall and reassignments.

In an effort to strengthen the organization's player development system and program, the Sharks relocated their American Hockey League affiliate to San Jose. Beginning in the 2015-16 season, the Barracuda became a part of the AHL's new Pacific Division and now play their home games at SAP Center. The move west eliminated the need to fly players across the United States in the event of recalls and reassignments, adding valuable rest and practice time. It also allowed for greater interaction and observation from San Jose's development coaches.

The relocation has paid immediate dividends. The Barracuda finished the 2016-17 season with the second-best winning percentage in the AHL (0.699%), winning the Bud Poile Trophy as the Western Conference regular season champions and the John Chick Trophy as Pacific Division champions, and earning an appearance in the Western Conference Final. In addition, the Barracuda held an AHL season-long winning streak of 14 games, paced the AHL in goals per game (3.44), ranked second on the power play (23.8%), eighth ranked penalty kill (83.3%) and had nine different players spend time on the Sharks roster, all while having the fifth youngest team in the league. The season marked one of the most successful campaigns in San Jose Sharks minor league affiliate history.

Moreover, individual feats highlighted the 2016-17 season; Troy Grosenick became just the fifth goaltender in AHL history to reach double-digit shutouts (10) earning him the Aldege "Baz" Bastien Award (goaltender of the year) and a First Team AHL All-Star nod; Danny O'Regan received the Dudley "Red" Garrett Memorial Award as the AHL's rookie of the year; and Tim Heed merited Second Team AHL All-Star honors.

All of these accomplishments occurred following a concerted effort by the front office to reinvigorate the organization's prospect pool, largely spearheaded, at the AHL level, by Joe Will. On top of the Barracuda players who were recognized with major awards, Head Coach Roy Sommer was named as the AHL's Coach of the Year (Louis A.R. Pieri Award).

One of Will's most important duties involves the tracking, analyzing and projecting of the team's player payroll relative to the current and future National Hockey League salary cap to give the team the financial flexibility to ice a championship-caliber team each season.

Will, 53, also works with the organization's professional scouts and management team in player research for expansion, waivers, free agency and trades. His expert analysis of economic trends in the NHL has led to the Sharks acquisition and retention of several key veteran players over his time with the club.

Prior to his current roles, Will served as the team's director of hockey operations from 2004-2011. A member of the Sharks organization since the franchise's inception in July 1990, he has also previously served as assistant to the general manager and scouting coordinator.

The Bloomington, Minn. native also works with director of scouting Tim Burke in the development and implementation of draft prospect testing, draft table operations and computer scouting analysis. Will is an integral part of the team's draft-day strategy. Without his coordinating efforts, the team would not have drafted 2001 Calder Memorial Trophy winner Evgeni Nabokov in 1994. In addition, he developed the Sharks computer scouting program that pioneered the advent of scouting programs now used throughout the NHL.

Prior to joining San Jose, Will spent six years in the Minnesota North Stars organization in various capacities.



## PETER DeBOER

HEAD COACH

**P**eter DeBoer enters his third season as head coach of the San Jose Sharks after being named the eighth coach franchise history on May 28, 2015.

In two seasons at the helm, DeBoer has guided the Sharks to a 92-59-13 record, including a trip to the first Stanley Cup appearance in franchise history. DeBoer earned his first win behind the Sharks bench in the season opener on October 7 at Los Angeles. He went on to win the Sharks home-opener on October 10 versus Anaheim, becoming the second coach in Sharks history (McLellan) to win both his road and home debuts.

Prior to joining San Jose, DeBoer coached the New Jersey Devils for three and a half seasons, posting a 114-93-41 record and leading the Devils to the 2012 Stanley Cup Final. DeBoer finished his coaching tenure with the Devils as the second-winningest coach in New Jersey franchise history behind Jacques Lemaire (276).

DeBoer spent three seasons prior to his stint with the Devils as head coach of the Florida Panthers, compiling a 103-107-36 mark behind the Panthers' bench. In 2008-09, he led the team to its then-second-best finish ever, ending the season with a 41-30-11 record and 93 points. The team finished tied with the Montreal Canadiens for the eighth seed in the Eastern Conference and a Stanley Cup Playoffs berth but fell to ninth in the final standings due to a tiebreaker (head-to-head record) with the Canadiens. DeBoer is currently tied with Jacques Martin for the most games coached in Florida franchise history.

Before coaching in the NHL, DeBoer was one of the most distinguished coaches in the Ontario Hockey League's history. He spent 13 seasons coaching with Detroit, Plymouth and Kitchener in the OHL, including winning a Memorial Cup Championship in 2003 and the OHL Championship in 2003 and 2008 with Kitchener. A two-time winner of the OHL Coach of the Year Award in 1999 and 2000 with Plymouth, he was also named the Canadian Hockey League's Coach of the Year in 2000.

During his time in the OHL, he led his team to the league's best overall record four times (1998-99, 1999-2000, 2002-03, 2007-08) and is one of only eight coaches in OHL history to reach the 500+ win mark. He ranks eighth on the OHL all-time coaches win list (539) and 12th in games coached (878).

Internationally, DeBoer has frequently been selected to represent his native Canada, including serving as an assistant coach for the Canadian World Championship squad in 2015 (gold medal), 2014 and 2010. Additionally, he was a member of the coaching staff for Canada's World Junior Championship team in 2005 (gold medal) and 1998.





# 2017-18 SAN JOSE SHARKS MEDIA GUIDE

## PETER DeBOER CONTINUED

He also served on the Team Canada coaching staff for the 2007 Canada-Russia Super Series.

A center in his playing career, DeBoer was selected by the Toronto Maple Leafs in the 12th round (237th overall) of the 1988 NHL Entry Draft and played professionally for two seasons with the International Hockey League's Milwaukee Admirals, posting 102 points (48 goals, 54 assists). He played four seasons at Windsor (OHL) scoring 171 points (84 goals, 87 assists).

He participates in the Ontario-based Smilezone Foundation Golf Tournament to assist children's healthcare facilities, and organized a Hurricane Sandy charity game in Nov. 2012.

Born June 13, 1968 in Dunnville, Ontario, he holds a law degree from the University of Windsor and University of Detroit. He and his wife, Susan, have one daughter, Abigail, and two sons, Jack and Matthew.

### HEAD COACHING RECORD OF PETER DeBOER

| CAREER STATISTICS |                 |            |            |            |           |             |             | PLAYOFFS  |          |             |
|-------------------|-----------------|------------|------------|------------|-----------|-------------|-------------|-----------|----------|-------------|
| SEASON            | TEAM            | LEAGUE     | W          | L          | O/T       | W%          | P%          | W         | L        | W%          |
| 1995-96           | Detroit         | OHL        | 40         | 22         | 4         | .606        | .636        | 9         | 8        | .529        |
| 1996-97           | Detroit         | OHL        | 26         | 34         | 6         | .393        | .439        | 1         | 4        | .200        |
| 1997-98           | Plymouth        | OHL        | 37         | 19         | 10        | .560        | .636        | 8         | 7        | .533        |
| 1998-99           | Plymouth        | OHL        | 51         | 11         | 6         | .750        | .794        | 7         | 4        | .636        |
| 1999-00           | Plymouth        | OHL        | 45         | 18         | 5         | .662        | .699        | 15        | 8        | .652        |
| 2000-01           | Plymouth        | OHL        | 43         | 15         | 10        | .524        | .706        | 14        | 5        | .737        |
| 2001-02           | Kitchener       | OHL        | 35         | 22         | 11        | .632        | .596        | 0         | 4        | .000        |
| 2002-03           | Kitchener       | OHL        | 46         | 14         | 8         | .676        | .735        | 16        | 5        | .762        |
| 2003-04           | Kitchener       | OHL        | 34         | 26         | 8         | .500        | .559        | 1         | 4        | .200        |
| 2004-05           | Kitchener       | OHL        | 35         | 20         | 13        | .515        | .610        | 9         | 6        | .600        |
| 2005-06           | Kitchener       | OHL        | 47         | 19         | 2         | .691        | .706        | 1         | 4        | .200        |
| 2006-07           | Kitchener       | OHL        | 47         | 17         | 4         | .691        | .721        | 5         | 4        | .556        |
| 2007-08           | Kitchener       | OHL        | 53         | 11         | 4         | .779        | .809        | 16        | 4        | .800        |
| 2008-09           | Florida         | NHL        | 41         | 30         | 11        | .500        | .567        | -         | -        | -           |
| 2009-10           | Florida         | NHL        | 32         | 37         | 13        | .390        | .470        | -         | -        | -           |
| 2010-11           | Florida         | NHL        | 30         | 40         | 12        | .366        | .439        | -         | -        | -           |
| 2011-12           | New Jersey      | NHL        | 48         | 28         | 6         | .585        | .622        | 14        | 10       | .583        |
| 2012-13           | New Jersey      | NHL        | 19         | 19         | 10        | .396        | .500        | -         | -        | -           |
| 2013-14           | New Jersey      | NHL        | 35         | 29         | 18        | .427        | .537        | -         | -        | -           |
| 2014-15           | New Jersey      | NHL        | 12         | 17         | 7         | .333        | .431        | -         | -        | -           |
| <b>2015-16</b>    | <b>San Jose</b> | <b>NHL</b> | <b>46</b>  | <b>30</b>  | <b>6</b>  | <b>.561</b> | <b>.598</b> | <b>14</b> | <b>8</b> | <b>.636</b> |
| <b>2016-17</b>    | <b>San Jose</b> | <b>NHL</b> | <b>46</b>  | <b>29</b>  | <b>7</b>  | <b>.561</b> | <b>.604</b> | <b>2</b>  | <b>4</b> | <b>.333</b> |
| <b>NHL TOTALS</b> |                 |            | <b>309</b> | <b>259</b> | <b>90</b> | <b>.470</b> | <b>.538</b> |           |          |             |

### PLAYING CAREER OF PETER DeBOER

| CAREER STATISTICS |           |        |    |    |    |     |     | PLAYOFFS |   |   |     |     |
|-------------------|-----------|--------|----|----|----|-----|-----|----------|---|---|-----|-----|
| SEASON            | TEAM      | LEAGUE | GP | G  | A  | PTS | PIM | GP       | G | A | PTS | PIM |
| 1985-86           | Windsor   | OHL    | 55 | 3  | 6  | 9   | 20  | 11       | 1 | 0 | 1   | 0   |
| 1986-87           | Windsor   | OHL    | 52 | 13 | 17 | 30  | 37  | 14       | 4 | 9 | 13  | 16  |
| 1987-88           | Windsor   | OHL    | 54 | 23 | 18 | 41  | 41  | 12       | 4 | 4 | 8   | 14  |
| 1988-89           | Windsor   | OHL    | 65 | 45 | 46 | 91  | 40  | 4        | 2 | 3 | 5   | 0   |
|                   | Milwaukee | IHL    | 2  | 0  | 1  | 1   | 0   | 1        | 0 | 2 | 2   | 2   |
| 1989-90           | Milwaukee | IHL    | 67 | 21 | 19 | 40  | 16  | 6        | 0 | 3 | 3   | 4   |
| 1990-91           | Milwaukee | IHL    | 82 | 27 | 34 | 61  | 34  | 6        | 1 | 3 | 4   | 0   |



## STEVE SPOTT

### ASSISTANT COACH

Steve Spott enters his third season with San Jose as an assistant coach on Peter DeBoer's staff. Spott's primary responsibilities center around the power play and offensive strategy. Spott, 49, most recently spent the 2014-15 season as an assistant coach for the Toronto Maple Leafs.

A native of Toronto, Ont., Spott spent two seasons with the Maple Leafs organization, serving as the head coach of the Maple Leafs American Hockey League (AHL) affiliate Toronto Marlies in 2013-14. He led the team to a record of 45-25-2-4, winning the North Division title and earning a spot in the Western Conference Final, where the Marlies fell in seven games to the eventual Calder Cup-winning Texas Stars.

Prior to his time with the Toronto organization, Spott coached in the Ontario Hockey League (OHL) with both the Kitchener Rangers and the Plymouth Whalers. He was hired by Plymouth in 1997 and spent four seasons on DeBoer's staff as an assistant/associate coach, before both he and DeBoer joined Kitchener in 2001. Spott spent his first seven seasons in Kitchener as an assistant coach under DeBoer, helping lead the Rangers to the 2003 Memorial Cup championship.

Spott was hired as Kitchener's head coach and general manager in 2008 following DeBoer's departure to the NHL. In five seasons, Spott guided the Rangers to a record of 187-121-32, four playoff berths and two trips to the Western Conference Final.

Spott also boasts significant international coaching experience. In the summer of 2008, he was an assistant coach with Team Canada at the under-18 Ivan Hlinka Memorial tournament, helping Canada win the gold medal. In 2010, he won a silver medal as an assistant coach with Team Canada at the World Junior Hockey Championships in Saskatchewan. The following year he led Canada to a gold medal as head coach of the under-18 team at the 2011 Ivan Hlinka Memorial Tournament in the Czech Republic. Spott was also appointed head coach of Team Canada at the 2013 World Junior Hockey Championships in Ufa, Russia.

During his playing career, Spott registered 148 points (75 goals, 73 assists) in 121 games as a forward at Colgate University. He would go on to play 20 games for the Newmarket Saints of the AHL before finishing his playing career with Heerenveen in the Netherlands.

Spott and his wife, Lisa, have two children; Tyler and Emma.



## ROB ZETTLER

### ASSISTANT COACH

Rob Zettler returns to the Sharks for his first year as assistant coach under Peter DeBoer. Zettler will take the lead role in development of teams defensemen and manage the team's defensive responsibilities.

Well-versed with the Sharks organization, he formerly served as an assistant coach under Head Coach Ron Wilson from 2002 through 2008. During that span, the Sharks posted a 206-134-45 record and a .535 winning percentage, captured two Pacific Division Championships (2004, 2008) and a berth in the Western Conference Final in 2004. Zettler also served as an assistant coach under Head Coach Ron Wilson with the Toronto Maple Leafs from 2008 through 2012.

Most recently, Zettler served as the head coach of the Syracuse Crunch in the American Hockey League. Hired in July 2012 by the Tampa Bay Lightning to be an assistant coach with Syracuse, Zettler was named the head coach of the Crunch on March 25, 2013, following the promotion of Jon Cooper to be Tampa Bay's head coach. That season, Zettler coached Syracuse for the final 11 regular season games and led the team to an AHL Eastern Conference Championship and its first appearance in a Calder Cup Final, before falling in six games to the Grand Rapids Griffins. In three-plus seasons behind the Syracuse bench, Zettler posted a 108-90-41 record.

Zettler, 49, became an "original Shark" when he was claimed by the expansion San Jose Sharks from the Minnesota North Stars in the 1991 Dispersal Draft, becoming one of the first two players in team history. Originally drafted 55th overall in the 1986 NHL Draft by Minnesota, Zettler played 196 games in three seasons (1991-94) with the Sharks, recording 19 points (one goal, 18 assists). In 569 NHL games with Minnesota, San Jose, Philadelphia, Toronto, Nashville and Washington, Zettler posted 70 points (five goals, 65 assists).

A native of Sault Ste. Marie, ON, Zettler and his wife, Shannon have three children; Laney, Emma and Robert.



## DAVE BARR

### ASSISTANT COACH

**D**ave Barr enters his first season as an assistant coach with San Jose. Barr will serve as the Sharks "eye-in-the-sky" on Peter DeBoer's staff.

Barr has spent the past nine seasons coaching in various capacities in the NHL, serving most recently as an associate coach of the Florida Panthers during the 2016-17 season. Prior to his time in Florida, Barr served as an NHL assistant coach for eight seasons, with stops in Buffalo (2015-16), New Jersey (2011-15), Minnesota (2009-11) and Colorado (2008-09). Barr was a member of Peter DeBoer's coaching staff during his four-year tenure with New Jersey, helping the team reach the 2012 Stanley Cup Final.

The 56-year-old Barr spent four seasons as the head coach and general manager of the Guelph Storm in the Ontario Hockey League (OHL) from 2004-08, leading the team to a 130-106-10-26 record and included four trips to the post-season. Serving solely as general manager during the 03-04 season, Barr help Guelph capture the OHL championship. He was named the Matt Leyden Trophy winner as the OHL's Coach of the Year in 2005-06. In addition, he was selected to coach Canada's National Summer Under-18 Team at the Ivan Hlinka Memorial Tournament in 2007.

Prior to his OHL coaching tenure, Barr spent three seasons (1997-2000) as an assistant coach with the Houston Aeros and one season as the team's head coach (2000-01), helping the team set a franchise record with a league-leading 54-15-13 record en route to the IHL Turner Cup. He transitioned to the team's general manager for two seasons (2001-03), helping the team win a Calder Cup in 2003.

Barr collected 332 points (128 goals, 204 assists) and 520 penalty minutes in 614 NHL games played during his 13-season NHL career with Boston, the New York Rangers, St. Louis, Hartford, Detroit, New Jersey and Dallas. He finished his playing career as a player/assistant coach in the IHL with the Orlando Solar Bears from 1995-97, his first foray into coaching.

The Toronto native and his wife, Debbie, have two children, a daughter Allison and a son, Ryan.



## JOHAN HEDBERG

### ASSISTANT COACH/GOALTENDING COACH

**J**ohan Hedberg, who developed as an NHL prospect in the San Jose Sharks organization, returns to San Jose for his third season as an assistant coach and goaltending coach on Peter DeBoer's staff.

Hedberg, 44, spent the previous five seasons in the New Jersey Devils organization.

He has served as the goaltending coach for the Albany Devils, the AHL affiliate of the New Jersey franchise. Previously, he worked as a special assignment scout for the Devils, which was preceded by three seasons as one half of a goaltending tandem with future Hall of Famer Martin Brodeur.

In twelve seasons as an NHL goaltender with Pittsburgh, Vancouver, Dallas, Atlanta and New Jersey, Hedberg posted a 161-143-36 mark in 373 games with 22 shutouts and 2.82 goals-against average.

Originally drafted by Philadelphia in the ninth round (218th overall) in the 1994 NHL Draft, Hedberg was acquired by the Sharks in a 1997 trade and spent the next four seasons developing under the late Warren Strelow and former Assistant General Manager Wayne Thomas. At that time, the Sharks goaltending prospect pool included Hedberg, Evgeni Nabokov, Miikka Kiprusoff and Vesa Toskala. Hedberg spent the entire 1999-00 season playing for the Kentucky Thoroughblades (AHL), then San Jose's AHL affiliate, under current San Jose Barracuda Head Coach Roy Sommer.

In March 2001, he was traded to the Pittsburgh Penguins. Later that season, Hedberg led the Penguins on their Cinderella-run to the Eastern Conference Final, defeating Olaf Kolzig and Dominik Hasek and, in the process, earning his trademark "Moose" nickname because of the Manitoba Moose logo emblazoned upon his goalie helmet.

Among Swedish-born goaltenders, Hedberg ranks third all-time with 161 NHL victories, trailing only Henrik Lundqvist (309) and Tommy Salo (210).

Internationally, Hedberg has represented his native Sweden numerous times, including the Winter Olympics (2002 & 1998), World Championships (1999-bronze medal, 1998-gold medal, 1997-silver medal & 1994-bronze) and the World Cup of Hockey (1996).

Hedberg and his wife, Pernilla, have three daughters: Molly, Wilma and Bia.





## EVGENI NABOKOV

GOALTENDING DEVELOPMENT COACH AND SPECIAL ASSIGNMENT SCOUT

Evgeni Nabokov returns to the Sharks for his third season as goaltending coach and special assignment scout. In his role with San Jose, Nabokov works with all of the organization's goaltending prospects to assist in the development of their skills and technique.

After an illustrious career, Nabokov retired as a member of the San Jose Sharks on Feb. 11, 2015. Nabokov, 41, holds nearly every major San Jose Sharks franchise goaltending record, including: games played (563), wins (293) and shutouts (50).

Nabokov finished his remarkable career ranked 18th on the NHL's all-time wins list (353), 17th in shutouts (59) and 25th in games played by a goaltender (697). He appeared in 86 career Stanley Cup Playoff games (22nd all-time), and ranks 24th all-time in postseason wins (42) and T-21st in postseason shutouts (7). He helped lead the Sharks to two of their three franchise Western Conference Final appearances (2004, 2010). In 697 career NHL games with San Jose, the New York Islanders and Tampa Bay Lightning, Nabokov posted a 353-227-29-71 record, with a 2.44 goals-against average, a .911 save percentage and 59 shutouts.

Originally drafted by San Jose in the ninth round (219th overall) of the 1994 NHL Draft – the 22nd goaltender taken that year – Nabokov leads all goalies selected in that draft in NHL career games played, wins and shutouts. He made his NHL debut on Jan. 1, 2000 at Nashville, and in his first NHL start on Jan. 19, 2000, he duelled future Hall-of-Famer Patrick Roy to a 0-0 tie in Colorado, making 39 saves.

In 2001, his first full NHL season, Nabokov was the recipient of the Calder Memorial Trophy as the League's Rookie of the Year, was named as the goaltender for the 2000-01 NHL All-Rookie Team and selected to play in the NHL All-Star Game.

"Nabby" was a three-time NHL Player of the Month, a three-time NHL Player of the Week and a two-time NHL Rookie of the Month. In addition, he was named the Sharks "Player of the Month" 11 times and Sharks "Player of the Year" twice (2001, 2008).

Nabokov finished as the runner-up for the Vezina Trophy as the NHL's top goaltender during the 2007-08 season, was named to the 2007-08 NHL First All-Star Team and was selected to play in the NHL All-Star Game. His 46 wins that season were the fourth-most in a single-season in NHL history and his 77 appearances was the third-most in NHL history.

On March 10, 2002 in Vancouver, he became just the seventh goaltender (first of European descent) to score a goal. He was the first NHL goalie to score while his team was on a power play.

Internationally, the native of Ust-kamenogorsk, Kazakhstan, represented Russia on the international stage several times in his career. He served as Russia's starting goaltender in the 2006 (1.34 goals-against average) and 2010 Winter Olympics and also played for Russia in two World Championships (2008, 2011). In the 2008 World Championships, he led Russia to a gold medal, posting a 1.78 goals-against average while being voted to the Media All-Star Team, named Russia's top player and voted "Best Goalkeeper" in the tournament. He also was named to Russia's roster for the 2004 World Cup of Hockey.

Nabokov also played in his native Russia in 2004-05 with Metallurg and with SKA St. Petersburg of the KHL in 2010-11.



## MIKE RICCI

DEVELOPMENT COACH

One of the most beloved players to ever don a Sharks sweater, Mike Ricci enters his 10th season as development coach following one season as an advisor to San Jose's hockey operations department.

In this role, Ricci, 46, works with Head Coach Peter DeBoer and his staff to provide on-ice instruction and assistance when the team is at home and will also work closely with Scout Bryan Marchment, working with the Sharks prospects.

Ricci finished his stellar, 16-year National Hockey League career in 2007 after notching 605 points (243 goals, 362 assists) and 979 penalty minutes in 1,099 games with Philadelphia, Quebec/Colorado, San Jose and Phoenix. He also added 66 points (23 goals, 43 assists) in 110 Stanley Cup Playoff games. Ricci won a Stanley Cup with Colorado in 1996.

His 263 points (101 goals, 162 assists) with San Jose ranks 13th on the Sharks all-time list and his 529 games place him ninth all-time. In 59 Stanley Cup Playoff games with San Jose, Ricci ranks 10th on the franchise's all-time list with 33 points (14 goals, 19 assists).

Ricci was originally selected by the Philadelphia Flyers in the first round (fourth overall) of the 1990 NHL Entry Draft. In June 1992, he was part of the blockbuster trade between Philadelphia and the Quebec Nordiques that saw the Flyers trade Ricci, Ron Hextall, Peter Forsberg, Steve Duchesne, Kerry Huffman, Chris Simon, first round selections in the 1993 and 1994 NHL Entry Drafts and \$15 million to the Nordiques in exchange for Eric Lindros.

Ricci was acquired by the Sharks on Nov. 21, 1997, along with a second-round selection in the 1998 NHL Entry Draft, in exchange for Sean Donovan and a first round selection in the 1998 NHL Entry Draft.



## DAN DARROW

### VIDEO COACH

Dan Darrow enters his third season as Video Coach with the San Jose Sharks. In his role, he is responsible for all video breakdown for Peter DeBoer's coaching staff.

Prior to his time in San Jose, Darrow spent four seasons at UMass Lowell. He joined Lowell in 2012 as the school's first-ever Director of Hockey Operations. Darrow oversaw the day-to-day operations of the hockey program, while assisting the coaching staff with film breakdown. During his tenure, UMass Lowell won two Hockey East Playoff Championships, one Hockey East Regular Season Championship and participated in the Frozen Four.

Prior to joining the River Hawks, Darrow spent four years as a student assistant with the Michigan State hockey program, breaking down game film for the Spartan coaching staff.

Darrow graduated with a bachelor's degree in Communications from Michigan State in 2011.



## TIM BURKE

### DIRECTOR OF SCOUTING

Director of Scouting Tim Burke enters his 21st season as the head of the Sharks scouting department.

Burke, 62, coordinates and oversees the Sharks efforts in the National Hockey League's annual draft while working closely with General Manager Doug Wilson and his staff. In addition to being the principal decision maker at the draft table, Burke is also responsible for evaluating amateur talent at every level in all North American and European leagues and supervises all aspects of the club's amateur scouting efforts.

Burke's hard work and keen decision making, coupled with the talents of his competent staff at evaluating players, has produced admired results. Burke's selection process has helped the Sharks create a solid foundation of talented players from which to build the franchise around — including Joe Pavelski (2003), Marc-Edouard Vlasic (2005), Justin Braun (2007), Logan Couture (2007), Dylan DeMelo (2011), Tomas Hertl and Chris Tierney (2012), and Timo Meier (2015).

A member of the Sharks scouting department since the 1992-93 campaign, Burke was promoted to his current position on June 4, 1996. Before his promotion, Burke served as director of professional scouting from 1992-96 and evaluated talent throughout all North American professional leagues and assisted with amateur scouting.

From 1987-92, he spent five seasons in the New Jersey Devils organization, serving in several capacities, including as a Devils assistant coach, head coach for the American Hockey League's Utica Devils and as a pro scout. Burke was also an assistant coach at Princeton University from 1984-86.

A former defenseman, Burke was selected by the Montreal Canadiens in the seventh round (124th overall) of the 1975 NHL Entry Draft and by the Chicago Cougars in the second round (25th overall) of the 1974 World Hockey Association Entry Draft. He was a four-year letterman in both hockey and baseball at the University of New Hampshire, where he was named to the NCAA's All-America hockey team after his senior campaign.

He played seven years of professional hockey following his outstanding collegiate career, including three seasons (1977-80) with the Nova Scotia Voyageurs, the Canadiens AHL affiliate, and one season with Jokerit Helsinki in the Finnish Elite League.



## JIMMY BONNEAU

### SCOUT

**E**nters his second season as a member of the Sharks scouting staff, serving as a pro scout, after playing 11 seasons with various clubs in the AHL and ECHL...spent four seasons with the Worcester Sharks, including a stint as an alternate captain during the 2013-14 season, scoring five goals, nine assists and 435 penalty minutes in 153 games...finished his

AHL career with 30 points (11g, 19a) and 988 penalty minutes in 348 career games...the native of Baie-Comeau, Quebec will be based out of Montreal and cover professional games in Quebec, Ontario and the western New York region.



## MICHAEL CHIASSON

### SCOUT

**E**nters his first season as an amateur scout for the Sharks... Chiasson played for Åmål SK in Sweden's Division 2 league during the 2015-16 season, collecting 24 points (five goals, 19 assists) in 28 games...he played collegiately at the University of Michigan, recording three goals, 13 assists, 47 penalty minutes and a plus-14 rating in 86 games while studying Sport

Management...he was drafted in the 3rd round, (31st overall) by the Omaha Lancers in the USHL Futures draft; he registered 27 points (seven goals, 20 assists) in 122 games ...born in Grosse Pointe, Michigan, he now resides in Ann Arbor, Michigan... his father, Steve Chiasson, played 13 season in the NHL with the Detroit Red Wings, Calgary Flames and Carolina Hurricanes.



## GILLES COTE

### SCOUT

**H**as been a member of the Sharks scouting staff since the 2002-03 season and concentrates scouting efforts in junior leagues in Quebec...previously served as a scout for the Sharks from 1997-99...served as director of player personnel for Acadie-Bathurst (QMJHL) from 2001-02...was general manager and a member of the ownership group

for Chicoutimi (QMJHL) from 1999-00...spent 1996-97 season as general manager for Drummondville (QMJHL)...scouted the CHL, USHL and local colleges for the Washington Capitals for 11 seasons (1985-96)...vice president of the Quebec Ice Hockey Federation from 1982-85...served on coaching staff of Midget "AAA" champions of Montreal-Laval and the Laurentian regions...general manager of the Midget "AA" elite in the Laval region from 1982-84...a former president of the Laval Est Sports Association for 17 years...was a founding director of the Montreal Minor Hockey League...organized and coordinated the first World Championship for under 17-year olds...brought home the Bantam championship for the city of Montreal in 1967.



## PAT FUNK

### SCOUT

**R**esponsible for scouting all of Western Canada, U.S. juniors, U.S. colleges and high schools...scouting experience with Sharks since inception in 1991-92...also scouted for the New York Rangers and Minnesota North Stars from 1982-91...served as a coach at the high school and college level in Minnesota for 21 years, where he also taught physical education

and health in the St. Paul Public School system...received his bachelor's degree from University of St. Thomas, in addition to performing graduate work at University of St. Thomas and Minnesota State University-Mankato...resides in Minnesota with wife Candace...their son, Matt, coaches at the high school level; daughter, Liz, coaches youth level hockey while their son, John, is a scout for the Colorado Avalanche.



## DIRK GRAHAM

### SCOUT

**1**991 Selke Trophy winner enters his 10th season as a professional scout with San Jose; Graham also serves as development coach for the San Jose Barracuda, the Sharks top minor league affiliate...served as professional scout for the Tampa Bay Lightning from 2006-08...was the head coach of the American Hockey League's Springfield Falcons in

2004-06...spent several years in the hockey department of the Chicago Blackhawks, including being head coach (1998-99), a scout (1997-98) and an assistant coach (1995-96)...played 12 National Hockey League seasons and 772 games, primarily with Chicago, but began his career with the Minnesota North Stars in 1983-84...scored at least 20 goals six times, helped Chicago reach the 1992 Stanley Cup Final and served as the team's captain from 1989-95...posted a career-high 78 points (33 goals, 45 assists) in 80 games in 1988-89...played in 90 Stanley Cup Playoff games, posting 44 points (17 goals, 27 assists)...an inspirational leader on-and-off the ice and was an exemplary worker on both specialty teams...Regina, Saskatchewan native originally selected by Vancouver in the fifth round (89th overall) of the 1979 NHL Entry Draft.



## ROB GRILLO

### SCOUT

**B**egins his 26th season as an amateur scout with the Sharks...primarily scouts college, juniors, high school and AAA midget programs in the United States, as well as the Ontario Hockey League (OHL) and Tier II junior leagues in Ontario...Before joining the Sharks, was Head Coach and General Manager of the Waterloo Blackhawks of the USHL while also

serving as a part time scout for the Minnesota North Stars...also spent some time as an assistant coach at the high school level in Minnesota. Played his collegiate hockey at Augsburg College (Minneapolis, MN).....post college, played briefly at the minor pro level (IHL) then turned his focus and attention to coaching and scouting. Originally from Minnesota, now resides in the Detroit, MI area...married and has two children.



## BRIAN GROSS

### SCOUT

**E**nters his 22nd season with San Jose...concentrates scouting efforts in Western Canada and Northeastern U.S....spent two seasons as director of scouting with the Regina Pats of the Western Hockey League and was responsible for talent evaluation throughout the WHL for purposes of trades while scouting Western Canada for the Bantam Draft...has nearly 20

years scouting experience in the WHL...assisted with drafts and trades while scouting with the Kelowna Rockets and Spokane Chiefs...spent time as a player in intermediate and senior hockey and coached a number of teams in the local area and was also vice president and director of several local minor hockey boards.



## SHIN LARSSON

### SCOUT

**E**nters his 10th season as a Sharks European scout, now with the title and responsibility as Supervisor of European Scouting...his scouting area is all of Europe searching for both amateur and pro players...previously worked as a European pro scout for the Atlanta Thrashers from 2006-08...As a player represented Japan at several international

tournaments including the 1998 Olympic Games, where he posted five points (two goals, three assists) in four games...scored the game-winning shootout goal for Japan's victory over Austria in Olympic play...played hockey professionally in Sweden, Japan, France and England...played for the Japanese national team from 1995-02...won five league championships in the Japan Ice Hockey League with Kokudo...led the JIHL in scoring in 1997-98...played one season with Verdun in the Quebec Major Junior Hockey League in 1993-94 and one season with Leksand in the Swedish Elite League in 1992-93...he and his wife, Linda, have two sons; Nils and Erik.



## BRYAN MARCHMENT

### SCOUT

One of the most feared hitters and intimidating players in National Hockey League history, begins his 11th season as a scout who also assists in player development...based in the Toronto area, duties include working with players in San Jose and the team's American Hockey League affiliate, as well as scouting Sharks prospects at the college and Canadian major junior levels...also serves as an advisor to the hockey operations department...played in 926 NHL games over 17 seasons with Winnipeg, Chicago, Hartford, Edmonton, Tampa Bay, San Jose, Colorado, Toronto and Calgary and posted 182 points (40 goals, 142 assists) and 2,307 penalty minutes...In 334 games with San Jose (11th-most among Sharks franchise blueliners and tied for 25th amongst all Sharks players), scored 66 points (15 goals, 53 assists) and 706 penalty minutes (third-most in franchise history)...“Mush” was acquired by San Jose from Tampa Bay on March 24, 1998 and was originally selected by the Winnipeg Jets in the first round (16th overall) of the 1987 NHL Entry Draft.



## RYAN RUSSELL

### SCOUT

Begins his second season as an amateur scout for the Sharks... Russel carved out a nine-year professional hockey career, playing in the NHL, AHL, ECHL SHL (Sweden's top league) and EIHL (England's professional league)...he played 41 games in the NHL for the Columbus Blue Jackets during the 2011-12 season, scoring two goals and two penalty minutes...he finished his AHL career with 131 points (70 g, 61a) in 336 games...born in Caroline, Alberta, Canada, he now resides in Penhold, Alberta and is the twin brother NHL defenseman, Kris Russell.



## NIKLAS SUNDSTROM

### SCOUT

Enters his fourth season as a European scout, rejoining the Sharks after spending parts of four seasons (1999-2003) with San Jose as a player...helped San Jose reach the playoffs in three of those four seasons, compiling 12 points (1-11=12) in 30 playoff games with the Sharks...often playing alongside current Sharks Development Coach Mike Ricci and Scott Thornton, the trio combined to be one of the most effective and popular lines in franchise history...along with his scouting duties, Sundstrom's responsibilities will include an emphasis on European player development and transition...spent ten seasons in the National Hockey League with Montreal, San Jose and the New York Rangers, amassing 349 points (117 goals, 232 assists) and 256 penalty minutes in 750 career NHL games...was originally drafted eighth overall in the 1993 NHL Entry Draft by the New York Rangers...spent the last seven seasons of his playing career in the Swedish Hockey League with MODO, retiring after the 2012-13 campaign.



## MIKE YANDLE

### SCOUT

Enters his fourth season with San Jose...will focus primarily on amateur scouting in the Northeast, including the New England and Maritime areas, among others...spent the last nine seasons as an amateur scout with the Florida Panthers organization...before joining the Panthers, spent four years as a scout with the Moncton Wildcats (QMJHL), and also served as a coach for the Boston Jr. Bruins (EJHL) for five seasons (2001-06)...has served as a coach for the Beantown Classic since 2003 and also coached at Randolph High School in Massachusetts...Boston native is the uncle of Florida Panthers defenseman Keith Yandle...He resides in New Brunswick and has one daughter, Maggie.



## DOUG WILSON JR.

### DIRECTOR OF HOCKEY OPERATIONS

**D**oug Wilson Jr. enters his sixth season with Sharks Sports & Entertainment, second as the Director of Hockey Operations. Wilson works closely with Director of Scouting Tim Burke in talent evaluation for the annual NHL Draft as well as North American and

European free agency.

Wilson's primary responsibilities include leading the valuation analysis for player and draft pick acquisitions, draft table operations, and scouting operations throughout the season. Wilson works in conjunction with Vice President & Assistant General Manager Joe Will on player contract negotiations, salary cap analysis, and minor league affiliate operations. He also works with the Sharks coaching staff to prepare pre-game reports and player analysis on upcoming opponents.

Alongside Barracuda General Manager Joe Will, Wilson's work was instrumental in the Sharks minor league affiliate's success during the 2016-17 season. Finishing the season with the second-best winning percentage in the AHL (0.699%), winning the Bud Poile Trophy as the Western Conference regular season champions, the John Chick Trophy as Pacific Division champions and an appearance in the Western Conference Final, the season marked one of the most successful campaigns in San Jose Sharks minor league affiliate history. The Barracuda had nine different players spend time on the Sharks roster, all while having the fifth youngest team in the AHL.

In addition, Wilson's help in acquiring young free agents and drafting talent led to individual player highlights during the 2016-17 season; Troy Grosenick became just the fifth goaltender in AHL history to reach double-digit shutouts (10) earning him the Aldege "Baz" Bastien Award (goaltender of the year) and a First Team AHL All-Star nod; Danny O'Regan received the Dudley "Red" Garrett Memorial Award as the AHL's rookie of the year; and Tim Heed merited Second Team AHL All-Star honors.

The Chicago, IL, native graduated with his BA from Tufts University, MBA from Santa Clara University, and currently resides in San Jose, CA, with his wife Haylie.



## CHARLIE TOWNSEND

### PRO SCOUTING ANALYST

**C**harlie Townsend enters his second season as pro scouting analyst for the San Jose Sharks and fifth season with Sharks Sports & Entertainment. His previous three years were spent as video coach and video coaching assistant for the San Jose Barracuda and the Worcester Sharks, respectively, San Jose's top affiliate.

Townsend joined the Sharks organization after spending three seasons as a professional hockey player in the Central Hockey League and the French Elite League. He served as an assistant coach and video coordinator for the Bloomington Blaze (CHL) after an injury shortened season in 2012-13.

Charlie is a 2010 graduate of Middlebury College where he played 83 games for the Panthers accumulating 49 points (27-22-49). The 30-year-old native of Watertown, CT was an assistant captain for Middlebury's 2009-10 squad that won the NESCAC championship and was a member of the NESCAC All Sportsmanship team.



## MARK DAVIES, M.D.

### TEAM PHYSICIAN

**M**ark Davies, MD, enters his fourth season as the Sharks team physician. Dr. Davies is a native of the Bay Area, having been born in Santa Clara and raised in Los Gatos. He attended Stanford University, where he played rugby and majored in Biology. Dr. Davies attended UCLA Medical School, and he subsequently completed his residency in Orthopaedic Surgery, also at UCLA, including a dedicated research year. He has published articles in a number of orthopedic journals as well as presented at national meetings.

Following his time at UCLA, Dr. Davies completed a yearlong fellowship with Dr. James Andrews in Birmingham, AL, before returning to the Bay Area and joining Kaiser Permanente, where he serves as a sports medicine specialist. He is board certified by the American Board of Orthopaedic Surgery in addition to having a Subspecialty Certification in Orthopaedic Sports Medicine. He is currently the Chief of Orthopaedic Surgery at Kaiser San Jose.





## RAY TUFTS

### HEAD ATHLETIC TRAINER, ATC

In his 22nd season with the San Jose Sharks as head athletic trainer is Ray Tufts, who provides Sharks players with both long-term medical care for serious injuries needing rehabilitation as well as maintaining the Sharks day-to-day medical needs both on the road and at home. In addition, he serves as the liaison between the hockey department and the organization's team of highly-respected medical specialists. Before joining the Sharks, Tufts, 52, was an athletic trainer for ten years with the NFL's San Francisco 49ers. During his tenure with the 49ers, he was a part of three Super Bowl Championships in 1988, 1989 and 1994, serving as assistant trainer from 1991-96 and as a training staff assistant from 1987-90.

With San Francisco, Tufts was heavily involved with both the day-to-day preventive care for the team and post-injury rehabilitation. He was instrumental in the quick recoveries of several 49ers players from very severe injuries, including tight end Brent Jones, offensive tackle Harris Barton and the extensive rehabilitation of Pro Football Hall of Fame quarterback Joe Montana between 1988-91.

A native of the San Jose area, Tufts graduated from Cal State-Sacramento in 1987 as a physical education major with an emphasis in athletic training. He received his National Athletic Trainers Association (NATA) certification in 1987 and is an active member of the NATA District VIII Association, California Athletic Trainers Association (CATA) and is a past president of the Professional Hockey Athletic Trainers' Society (PHATS).

Tufts worked his 1,500th National Hockey League game on Feb. 24, 2016 in Colorado and served as head athletic trainer for the U.S. Olympic Team that won the silver medal at the 2010 Winter Games in Vancouver. He also headed the training staff for the 1997 National Hockey League Western Conference All-Star and the Heroes of Hockey teams during the 1997 NHL All-Star Weekend in San Jose.

Tufts and his wife Michelle have a son, Henry, and reside in Los Gatos, Calif.



## WES HOWARD

### ASSISTANT ATHLETIC TRAINER, ATC

Remont native Wes Howard enters his 20th season with the Sharks training staff.

As the assistant athletic trainer, Howard, 48, is responsible for the acquisition of medical supplies and maintaining the day-to-day operation of the training room. Working in tandem with Head Athletic Trainer Ray Tufts, Howard works to coordinate and implement injury prevention and rehabilitation protocols for the athletes.

Howard's NHL career began with the Sharks prior to the 1998-99 season. He worked his first professional game on Oct. 9, 1998 when the Sharks opened the season in Tokyo, Japan. He worked his milestone 1,500th NHL game on April 8, 2017 – a home victory against the Calgary Flames.

In addition to his work with the Sharks, Howard was the assistant athletic trainer/equipment manager for the Arena Football League's San Jose SaberCats from 1995-00. Howard returned to the SaberCats in 2002 during their first Arena Bowl Championship season, and again in 2004-05 during the NHL work stoppage.

Previously, Howard was the assistant athletic trainer at Menlo College from 1997-98 and served dual roles as head athletic trainer and equipment manager for the ECHL's Fresno Falcons from 1995-97.

Howard earned a bachelor's degree in Kinesiology from San Jose State University and is certified by both the National Athletic Trainer's Association (NATA) and National Council of Strength and Fitness (NCSF).

He resides in Gilroy with his wife Diana and their four children: Rebecca, Aaron, Alyssa and Micayla.



## MIKE POTENZA

### STRENGTH AND CONDITIONING COORDINATOR

Mike Potenza begins his 12th year as the Sharks strength and conditioning coordinator. He's responsible for the team's overall strength and conditioning programs -- including the physical testing and evaluation at training camp, creation of individualized postseason workout programs and assistance in the rehabilitation efforts for all injured players.

Before coming to San Jose, Potenza served as the strength and conditioning coach for the University of Wisconsin men's and women's hockey teams, both of which were 2006 NCAA National Champions. There, he worked with current Sharks Captain Joe Pavelski. Potenza also had responsibilities with the wrestling and softball programs at Wisconsin.

A 2000 Springfield College graduate, Potenza earned his bachelor of science degree in applied exercise science. From there, the Providence, R.I., native went to Boston University where he was a graduate assistant until 2002, earning his master's degree in human movement science.

Potenza completed an assortment of strength and conditioning coaching and internship experiences before his time at Wisconsin. At the University of Miami (Fla.), he served as a weight training, speed and post-workout intern strength coach for the perennial nationally-ranked Hurricanes football team. While earning his master's degree at Boston University Potenza instructed professional, amateur and collegiate athletes at Mike Boyle Strength and Conditioning, a private training facility specializing in various weight training, conditioning, agility, plyometric, stretching and rehabilitation programs.

Since earning his master's degree, Potenza has held notable positions for Harvard and Colgate Universities. He assisted and supervised all phases of strength training programs for all intercollegiate programs at Harvard and Colgate and held primary coaching responsibilities with football, men's and women's hockey, men's and women's basketball, lacrosse and field hockey.

Potenza was part of the evaluation staff for the U.S. World Junior hockey team that competed at the 2008 World Junior Championships in the Czech Republic. His responsibilities included offering presentations on nutrition and recovery, administering physical testing and designing performance evaluations for each prospect.

Away from the rink, Potenza consults with United States Air Force Pararescue teams based in California (131st RQS) and Alaska (212th RQS) on the implementation and design of their Human Performance Program. The USAF Pararescue career-field provides medical and tactical support to tier-1 Special Ops assets during missions abroad. They are also a local asset state-side for rescue needs in conjunction with the United States Coast Guard. Potenza, his wife Bonnie and their three children (Griffin, Natalie and Luca) reside in San Jose.



## KEVIN NEELD

### ASSISTANT STRENGTH AND CONDITIONING COACH

Kevin Neeld begins his second season as Assistant Strength and Conditioning Coach for the San Jose Sharks. Neeld assists in all aspects of designing and implementing the team's performance training program, as well as monitoring the players' performance, workload and recovery.

Neeld is a Certified Strength and Conditioning Specialist and Licensed Massage Therapist holding a Master's degree in Kinesiology & Exercise Neuroscience from the University of Massachusetts Amherst, and a Bachelor's degree in Health Behavior Science & Fitness Management with a minor in Strength and Conditioning from the University of Delaware. He's currently enrolled in a Doctorate program in Human and Sport Performance through Rocky Mountain University.

Prior to joining the Sharks, Neeld was the director of a private sports performance facility in New Jersey for 7 years, working with pro, college, junior and elite level youth hockey players. He also served as a strength and conditioning coach with the U.S. Women's National Ice Hockey Team for the last 5 years.

Kevin and his wife, Emily, currently reside in San Jose with their son Cameron.



## LUKE CHILCOTT

### SKATING COACH

Luke Chilcott officially starts his first season as Skating Coach for the San Jose Sharks. Chilcott will help develop a deeper knowledge of edge work and efficiency through correct technique and assist players in analyzing beneficial equipment as it relates to their performance.

Chilcott has worked in the same capacity with the San Jose Barracuda for the past two years, and previously worked for the Allen Americans of the ECHL. He has assisted Sharks prospects with their skating technique at the annual development camp for the past three seasons.

Chilcott founded CSM, Chilcott Skating Mechanics, which he owns and operates out of the Dallas/Fort Worth area. He works privately with students, as well as with small groups and teams, on facilitating efficient skating technique through helping players understand proper biomechanics. Teams Chilcott has worked with include the Tier 1 Dallas Stars Girls Elite team, which is currently one of the United States top Girls Travel Hockey programs, and an organization in McKinney, Texas that fields an A and AA teams at every level.

Chilcott has won two national championships at the novice and primary levels of figure skating and went on to compete at the junior and senior standards of the sport. He competed internationally for Great Britain and skated up to the world championship level.

Born in England, Chilcott currently resides in Dallas, Texas.



## ARNULFO AGUIRRE, ART, CMT

### MESSAGE THERAPIST

Arnulfo Aguirre enters his 11th season as the Sharks full-time massage therapist. He had worked with Head Trainer Ray Tufts' staff on a part-time basis since the 2000-01 season. In his role, Aguirre works with the team's players to facilitate and improve injuries and increase their range of motion.

Previously, Aguirre served as the sports massage therapist for the San Jose Earthquakes from 2000-02, including their 2001 Major League Soccer Championship season.

In addition, he served in a similar position with the University of California-Berkeley men's swim team in 1999.

Aguirre received his certification from the National Holistic Institute in Emeryville, Calif., where he also assisted in managing the massage clinic.



## MIKE ALDRICH

### EQUIPMENT MANAGER

Mike Aldrich enters his 23rd season as equipment manager for the San Jose Sharks. In his 26th season with the organization, Aldrich served in the same capacity for the International Hockey League's Kansas City Blades for the three seasons (1993-95) that the Blades were the Sharks top development affiliate.

Aldrich served as equipment manager for the U.S. Olympic Team that won the silver medal at the 2010 Winter Games in Vancouver. He also worked for Team USA at the 2003 and 2005 World Championships, and the 2004 World Cup of Hockey.

On Mar. 12, 2013 in St. Louis Aldrich worked his 1,500th game. On Nov. 5, 2009 in Detroit, Aldrich worked his milestone 1,000th NHL game, all as a member of the Sharks.

Besides overseeing the entire operation of the equipment staff, Aldrich handles the intricate requests of all Sharks players with regards to equipment, skate sharpening needs as well as all purchasing orders, inventory control and distribution for all equipment throughout the season.

Aldrich, 53, handled all the equipment needs during the 1997 National Hockey League All-Star Game for the Western Conference team as well as the Heroes of Hockey teams.

Before joining Kansas City, Aldrich worked at Michigan Tech University as the school's equipment manager and athletic purchasing agent from 1989-93.

During the 1995-96 season, Aldrich was selected as the Western Conference's equipment manager for the IHL All-Star Game. He's an active member of the Society of Professional Hockey Equipment Managers (SPHEM).

Aldrich and his wife, Susie, enjoy their summers water skiing in Michigan's Upper Peninsula. They have two sons: Brad and Jason.



## VINNY FERRAIUOLO

### ASSISTANT EQUIPMENT MANAGER

Vinny Ferraiuolo enters his eighth season as assistant equipment manager for the Sharks. Previously, he served as the head equipment manager for the Worcester Sharks, San Jose's former top development affiliate in the American Hockey League.

Working alongside Head Equipment Manager Mike Aldrich, Ferraiuolo handles all necessary equipment restoration, repair and customization of game sweaters, sweater numbering and lettering, as well as keeping inventory of the sweaters.

During the summers of 2012-2014, Ferraiuolo has served as the equipment manager for the U.S. Under-18 Select team at the Ivan Hlinka Memorial Tournament in the Czech Republic and Slovakia.

Now in his 21st season in professional hockey, Ferraiuolo previously worked for the Bridgeport Sound Tigers (AHL) and the Providence Bruins, including their 1999 Calder Cup Champion team. He was named equipment manager for the 2000 AHL All-Star Game for PlanetUSA and the 2009 AHL All-Star Classic for the Canadian squad.

The Roanoke, VA, native also served as the assistant equipment manager for the New York Islanders and the head equipment manager for the Texas Wildcatters (formerly of the ECHL) and the Wheeling Nailers (ECHL).

The 39-year-old worked his 1,500th professional hockey game on Nov. 23, 2016 against the Chicago Blackhawks.



## JOHN PETERS

### ASSISTANT EQUIPMENT MANAGER

John Peters begins his first season as assistant equipment manager for the San Jose Sharks after spending the previous season as assistant equipment manager for the San Jose Barracuda, the Sharks AHL affiliate. Peters has served as the assistant equipment manager with Arizona State University of the NCAA. He also served as head equipment manager for three seasons with ASU when the team played in the American Collegiate Hockey Association (ACHA).



## ROY SNEESBY

### EQUIPMENT ASSISTANT AND EQUIPMENT TRANSPORTATION

Roy Sneesby enters his 18th season with the San Jose Sharks Equipment Staff.

Roy splits his duties between assisting the Sharks Equipment Staff with day to day equipment needs for players and coaches and the visiting teams. Roy also coordinates the efficient arrival and departure of both the Sharks and visiting teams equipment and supplies.

Roy worked for Easton Sports in the Equipment Repair Center for the 1998 Nagano Winter Olympics and the 2006 Torino Winter Olympics. His duties included sharpening and maintenance of hockey skates to repair of hockey equipment for all teams involved with the Olympic Games.

Roy has an A.S. Degree from the College of San Mateo and also a B.S. degree from San Jose State.

Roy was born in Redwood City, California and has been married to his wife Susan who is from Italy for 10 years.





MIKKEL **BOEDKER****89****LEFT WING****SHOOTS:** LEFT**HT:** 6'0"**WT:** 210**BORN:** 12/16/89 in  
Brøndby, Denmark

@Mikkelboedker

## CAREER HIGHLIGHTS

**FIRST**NHL GAME: 10/11/08 vs CBJ  
NHL ASSIST: 10/30/08 vs PIT  
NHL GOAL: 10/12/08 at ANA (J.S. Giguere)**MOST**  
IN A GAMEPOINTS **4** 1 Time Last: 10/25/14 vs EDM  
GOALS **3** 4 Times Last: 1/10/17 at EDM  
ASSISTS **3** 1 Time Last: 12/26/15 vs LAK**MOST**  
CONSECUTIVE GAMESWITH A POINT **4** 7 Times, Last: 3/16/16 - 3/24/16  
WITH A GOAL **4** 1/8/15 - 1/15/15  
WITH AN ASSIST **4** 2/22/11 - 2/27/11  
PLAYED **257** 10/8/11 - 1/18/15**+4**Best plus/minus  
1/23/17 at COL**500<sup>TH</sup> NHL GAME**  
12/31/16 at LAK**200<sup>TH</sup> NHL POINT**  
12/26/15 vs LAK



## CAREER STATS

| REGULAR SEASON |               |            |     |    |     |     |     | PLAYOFFS |   |    |     |     |
|----------------|---------------|------------|-----|----|-----|-----|-----|----------|---|----|-----|-----|
| SEASON         | CLUB          | LEAGUE     | GP  | G  | A   | PTS | PIM | GP       | G | A  | PTS | PIM |
| 2006-07        | Frolunda      | Sweden Jr. | 39  | 19 | 30  | 49  | 14  | 8        | 6 | 5  | 11  | 6   |
| 2007-08        | Kitchener     | OHL        | 62  | 29 | 44  | 73  | 14  | 20       | 9 | 26 | 35  | 2   |
|                | Denmark       | U-20       | 6   | 2  | 4   | 6   | 2   | -        | - | -  | -   | -   |
| 2008-09        | Phoenix       | NHL        | 78  | 11 | 17  | 28  | 18  | -        | - | -  | -   | -   |
|                | Denmark       | WC         | 6   | 3  | 1   | 4   | 4   | -        | - | -  | -   | -   |
| 2009-10        | Phoenix       | NHL        | 14  | 1  | 2   | 3   | 0   | -        | - | -  | -   | -   |
|                | San Antonio   | AHL        | 64  | 11 | 27  | 38  | 4   | -        | - | -  | -   | -   |
| 2010-11        | San Antonio   | AHL        | 36  | 12 | 22  | 34  | 8   | -        | - | -  | -   | -   |
|                | Phoenix       | NHL        | 34  | 4  | 10  | 14  | 8   | 4        | 0 | 1  | 1   | 2   |
|                | Denmark       | WC         | 6   | 3  | 1   | 4   | 2   | -        | - | -  | -   | -   |
| 2011-12        | Phoenix       | NHL        | 82  | 11 | 13  | 24  | 12  | 16       | 4 | 4  | 8   | 0   |
| 2012-13        | Lukko Rauma   | Finland    | 29  | 21 | 12  | 33  | 10  | -        | - | -  | -   | -   |
|                | Phoenix       | NHL        | 48  | 7  | 19  | 26  | 12  | -        | - | -  | -   | -   |
|                | Denmark       | WC         | 7   | 0  | 3   | 3   | 0   | -        | - | -  | -   | -   |
| 2013-14        | Phoenix       | NHL        | 82  | 19 | 32  | 51  | 20  | -        | - | -  | -   | -   |
|                | Denmark       | WC         | 7   | 2  | 2   | 4   | 2   | -        | - | -  | -   | -   |
| 2014-15        | Arizona       | NHL        | 45  | 14 | 14  | 28  | 6   | -        | - | -  | -   | -   |
| 2015-16        | Arizona       | NHL        | 62  | 13 | 26  | 39  | 10  | -        | - | -  | -   | -   |
|                | Colorado      | NHL        | 18  | 4  | 8   | 12  | 2   | -        | - | -  | -   | -   |
| 2016-17        | San Jose      | NHL        | 81  | 10 | 16  | 26  | 10  | 4        | 1 | 1  | 2   | 2   |
|                | Europe        | W. Cup     | 2   | 0  | 0   | 0   | 0   | -        | - | -  | -   | -   |
|                | SHARKS TOTALS |            | 81  | 10 | 16  | 26  | 10  | 4        | 1 | 1  | 2   | 2   |
|                | NHL TOTALS    |            | 544 | 94 | 157 | 251 | 98  | 24       | 5 | 6  | 11  | 4   |

8<sup>TH</sup> OVERALL  
DRAFT PICK

Selected by Phoenix in the 2008 NHL Draft (1st round, 8th overall). Acquired by Colorado from Arizona in exchange for Alex Tanguay, Conner Bleackley and Kyle Wood, Feb. 29, 2016. Signed by San Jose as a free agent, July 1, 2016.

## 1 OF 13

One of 13 Danish-born players to have appeared in at least one NHL game all-time.

## TOP DOG

The highest-drafted native of Denmark in NHL history.

## OHL CHAMPS

Played under Sharks Head Coach Peter DeBoer with Kitchener and helped the Rangers win the 2008 OHL Championship.

## DENMARK PRIDE

Has represented Denmark in the World Championships 4 times and the World Jr. Championships once.

## TEAM EUROPE

Played for Team Europe at the 2016 World Cup of Hockey.



2014  
2013  
2011  
2009

World Championships  
with Denmark

2016

World Cup  
with Europe

2008

World Jr. Championship  
with Denmark





## MIKKEL BOEDKER

- 2016-17**
- Recorded his **first hat trick with San Jose** (fourth of his career) on Jan. 10, 2017 at Edmonton.
  - Scored his **first goal with San Jose** on Oct. 15, 2016 at Columbus.
- 2015-16**
- Tied a career high with **51 points** (career-high 34 assists).
  - Became the first Coyotes player in franchise history to record **two hat tricks against the same team** in one season (both vs. Ottawa, Oct. 24 and Nov. 28).
- 2014-15**
- Posted his **first career hat trick**, and added an assist, on Oct. 15, 2014 vs. Edmonton.
  - His five goals in Arizona's first three games set a **franchise record**.
- 2013-14**
- Posted a career-high **19 goals** and tied a career high with **51 points**.
  - **Played in all 82 games** for the second time in his career, and all of his team's games for the third consecutive season (48 games during lockout-shortened 2012-13).
- 2012-13**
- Posted **33 points** (21g-12a) in 29 games with **Lukko** (Finland) during the lockout.
- 2011-12**
- Scored the **overtime, game-winning goal** in back-to-back playoff games against Chicago during the Western Conference Quarterfinals (Game's 3-4).
- 2010-11**
- Had a career-high **four-game assist streak** (6a) from Feb. 22-27, 2011.
- 2008-09**
- **Led** all Coyotes rookies in goals, assists, points, games played, shots (116) and average TOI (15:32).
  - Represented Phoenix in the **2009 YoungStars Game** in Montreal.
- 2007-08**
- Voted **Best Skater** in the OHL's Western Conference in the annual Coaches Poll.
  - **Tied** for the OHL lead in **postseason assists** (26) and ranked **second** in the OHL in **postseason points** (35).



## THE PLAYERS



BRANDON **BOLLIG****52****LEFT WING****SHOOTS:** LEFT**HT:** 6'2"**WT:** 220**BORN:** 1/31/87 in  
St. Charles, Missouri

@bollig87

## CAREER HIGHLIGHTS

**FIRST**NHL GAME: 2/29/12 vs TOR  
NHL ASSIST: 10/26/13 vs MIN  
NHL GOAL: 10/1/13 vs WSH (Braden Holtby)**MOST**  
IN A GAMEPOINTS **2** 1 Time 11/2/13 at WPG  
GOALS **1** 10 Times Last: 4/9/16 at MIN  
ASSISTS **1** 13 Times Last: 2/21/16 at ANA**MOST**  
CONSECUTIVE GAMESWITH A POINT **2** 2 Times, Last: 3/4/14 - 3/6/14  
PLAYED **101** 4/26/13 - 11/10/14Best plus/minus  
11/2/13 at WPG2013 Stanley Cup Champion  
(with Chicago)**200<sup>TH</sup> NHL GAME**  
11/13/15 at WSH



## CAREER STATS

| REGULAR SEASON |                    |        |     |    |    |     |     | PLAYOFFS |   |   |     |     |
|----------------|--------------------|--------|-----|----|----|-----|-----|----------|---|---|-----|-----|
| SEASON         | CLUB               | LEAGUE | GP  | G  | A  | PTS | PIM | GP       | G | A | PTS | PIM |
| 2005-06        | Lincoln            | USHL   | 58  | 8  | 8  | 16  | 175 | 9        | 1 | 2 | 3   | 12  |
| 2006-07        | Lincoln            | USHL   | 57  | 14 | 12 | 26  | 207 | 4        | 0 | 2 | 2   | 2   |
| 2007-08        | Lincoln            | USHL   | 58  | 15 | 16 | 31  | 211 | 8        | 2 | 4 | 6   | 40  |
| 2008-09        | St. Lawrence Univ. | ECAC   | 36  | 6  | 7  | 13  | 51  | -        | - | - | -   | -   |
| 2009-10        | St. Lawrence Univ. | ECAC   | 42  | 7  | 18 | 25  | 83  | -        | - | - | -   | -   |
|                | Rockford           | AHL    | 3   | 1  | 1  | 2   | 7   | -        | - | - | -   | -   |
| 2010-11        | Rockford           | AHL    | 55  | 4  | 0  | 4   | 115 | -        | - | - | -   | -   |
| 2011-12        | Chicago            | NHL    | 18  | 0  | 0  | 0   | 58  | 4        | 1 | 0 | 1   | 19  |
|                | Rockford           | AHL    | 53  | 3  | 6  | 9   | 163 | -        | - | - | -   | -   |
| 2012-13        | Chicago            | NHL    | 25  | 0  | 0  | 0   | 51  | 5        | 0 | 0 | 0   | 2   |
|                | Rockford           | AHL    | 35  | 5  | 4  | 9   | 157 | -        | - | - | -   | -   |
| 2013-14        | Chicago            | NHL    | 82  | 7  | 7  | 14  | 92  | 15       | 0 | 1 | 1   | 16  |
| 2014-15        | Calgary            | NHL    | 62  | 1  | 4  | 5   | 88  | 11       | 2 | 0 | 2   | 38  |
| 2015-16        | Calgary            | NHL    | 54  | 2  | 2  | 4   | 103 | -        | - | - | -   | -   |
| 2016-17        | Stockton           | AHL    | 60  | 11 | 11 | 22  | 136 | 5        | 1 | 0 | 1   | 22  |
|                | NHL TOTALS         |        | 241 | 10 | 13 | 23  | 392 | 35       | 3 | 1 | 4   | 75  |

## SIGNED

Signed by Chicago as a free agent, April 3, 2010. Acquired by Calgary from Chicago in exchange for a third round selection in the 2014 NHL Draft, June 28, 2014. Signed by San Jose as a free agent, July 4, 2017.

- 2016-17** • Led the Stockton Heat in **penalty minutes** (136), and faced the Barracuda during the Calder Cup Playoffs.
- 2015-16** • Led Calgary in **penalty minutes** (103) for the second consecutive season.
- 2014-15** • Led the Flames with 88 **penalty minutes**.
- 2013-14** • Set **career highs** in games played (82), goals (7), assists (7), points (14), and shots on goal (109).  
• Led the Blackhawks in **penalty minutes** (92) and **hits** (203).
- 2012-13** • Skated in **five playoff games** as the Blackhawks won the **Stanley Cup**.  
• Led the Blackhawks in **penalty minutes** (51).
- 2011-12** • Made his **NHL debut** and appeared in 18 games with Chicago.  
• Led Rockford in **penalty minutes** (163).
- 2009-10** • Led all St. Lawrence skaters with 83 **penalty minutes**.
- 2008-09** • Named the **co-winner** of the St. Lawrence University **Rookie of the Year Award**.



## JUSTIN BRAUN

61  
DEFENSE**SHOOTS:** RIGHT**HT:** 6'2"**WT:** 205**BORN:** 2/10/87 in  
Minneapolis, Minnesota

## CAREER HIGHLIGHTS

## FIRST

NHL GAME: 11/26/10 at VAN  
NHL ASSIST: 11/27/10 at EDM  
NHL GOAL: 12/2/10 at OTT (Pascal Leclaire)MOST  
IN A GAMEPOINTS **3** 1 Time 1/9/16 vs TOR  
GOALS **2** 1 Time 3/28/16 vs LAK  
ASSISTS **3** 1 Time 1/9/16 vs TORMOST  
CONSECUTIVE GAMESWITH A POINT **3** 2 Times, Last: 1/13/15 - 1/17/15  
WITH AN ASSIST **3** 1/13/15 - 1/17/15  
PLAYED **147** 3/25/13 - 1/19/15**+5**Best plus/minus  
1/9/16 vs TOR**100<sup>TH</sup> NHL POINT**  
2/9/17 at BOS**2012**World Championship  
with USA**400<sup>TH</sup> NHL GAME**  
12/20/16 vs CGY

## FAMILY FAME

Is married to Jessie Lysiak, who competed in  
Season 4 of MasterChef and is the daughter of  
former NHL All-Star Tom Lysiak.



## CAREER STATS

| REGULAR SEASON    |                |         |     |    |    |     |     | PLAYOFFS |   |   |     |     |
|-------------------|----------------|---------|-----|----|----|-----|-----|----------|---|---|-----|-----|
| SEASON            | CLUB           | LEAGUE  | GP  | G  | A  | PTS | PIM | GP       | G | A | PTS | PIM |
| 2004-05           | Green Bay      | USHL    | 10  | 0  | 0  | 0   | 2   | -        | - | - | -   | -   |
| 2005-06           | Green Bay      | USHL    | 59  | 2  | 11 | 13  | 69  | 3        | 0 | 0 | 0   | 2   |
| 2006-07           | U-Mass Amherst | HE      | 39  | 4  | 10 | 14  | 20  | -        | - | - | -   | -   |
| 2007-08           | U-Mass Amherst | HE      | 36  | 4  | 16 | 20  | 20  | -        | - | - | -   | -   |
| 2008-09           | U-Mass Amherst | HE      | 39  | 7  | 16 | 23  | 50  | -        | - | - | -   | -   |
| 2009-10           | U-Mass Amherst | HE      | 36  | 8  | 23 | 31  | 30  | -        | - | - | -   | -   |
|                   | Worcester      | AHL     | 3   | 0  | 3  | 3   | 0   | 11       | 0 | 3 | 3   | 4   |
| 2010-11           | San Jose       | NHL     | 28  | 2  | 9  | 11  | 2   | 1        | 0 | 0 | 0   | 0   |
|                   | Worcester      | AHL     | 34  | 5  | 18 | 23  | 8   | -        | - | - | -   | -   |
| 2011-12           | San Jose       | NHL     | 66  | 2  | 9  | 11  | 23  | 5        | 0 | 0 | 0   | 15  |
|                   | Worcester      | AHL     | 6   | 0  | 3  | 3   | 0   | -        | - | - | -   | -   |
|                   | United States  | WC      | 8   | 0  | 0  | 0   | 2   | -        | - | - | -   | -   |
| 2012-13           | San Jose       | NHL     | 41  | 0  | 7  | 7   | 6   | 11       | 0 | 1 | 1   | 0   |
|                   | Tappara        | Finland | 6   | 0  | 3  | 3   | 2   | -        | - | - | -   | -   |
| 2013-14           | San Jose       | NHL     | 82  | 4  | 13 | 17  | 20  | 7        | 1 | 1 | 2   | 7   |
| 2014-15           | San Jose       | NHL     | 70  | 1  | 22 | 23  | 48  | -        | - | - | -   | -   |
| 2015-16           | San Jose       | NHL     | 80  | 4  | 19 | 23  | 36  | 24       | 2 | 5 | 7   | 6   |
| 2016-17           | San Jose       | NHL     | 81  | 4  | 9  | 13  | 28  | 6        | 0 | 1 | 1   | 0   |
| NHL/Sharks Totals |                |         | 448 | 17 | 88 | 105 | 163 | 54       | 3 | 8 | 11  | 28  |

201<sup>ST</sup> OVERALL DRAFT PICK

Selected by San Jose in the 2007 NHL Entry Draft (7th round, 201st overall).

## 1 OF 4

One of just four players drafted after the fifth round of the 2007 draft class to have played in 400 or more NHL games.

- 2016-17** • Led the Sharks in **blocked shots** (161) and finished **2nd in hits** (136) while skating in the **third-most minutes** per game (20:04).
- 2015-16** • **Tied career highs** in goals and points. He scored in back-to-back games during the **Stanley Cup Final** (Game 2 and 3).
- 2014-15** • Led the team in **blocked shots** (130) and **T-2nd** in points amongst defensemen.
- 2013-14** • Ranked **second** on the team in average **ice time** per game (20:59). Scored his **first career playoff goal**, the game-winner, in Game 2 of the First Round on April 20, 2014 vs. Los Angeles.
- 2012-13** • Committed just **three minor penalties** all season long. Played for **Tappara** in Finland during the work stoppage.
- 2011-12** • Represented **Team USA** at the World Championships. Posted his **first career fighting major** (Fedor Tyutin) on Jan. 31 vs. Columbus.
- 2010-11** • Made his **NHL debut** (Nov. 26 at Vancouver) and scored his **first career goal** (Dec. 2 at Ottawa).

## COLLEGE

USCHO First Team All-American (2010), Reebok All-America Second Team (2010), 2010 Hockey East Old Time Hockey Defensive Defenseman, First Team All-League Defenseman (2010), Hockey East All-Rookie Team (2007)

BRENT **BURNS****88****DEFENSE****SHOOTS:** RIGHT**HT:** 6'5"**WT:** 230**BORN:** 3/9/85 in  
Barrie, Ontario

@Burnzie88

## CAREER HIGHLIGHTS

**FIRST**NHL GAME: 10/8/03 at CHI  
NHL ASSIST: 10/10/03 vs NYR  
NHL GOAL: 10/12/03 (Vesa Toskala)**MOST**  
IN A GAMEPOINTS **4** 1 Time Last: 11/29/13 vs STL  
GOALS **3** 1 Time Last: 11/29/13 vs STL  
ASSISTS **3** 5 Times Last: 3/9/17 vs WSH**MOST**  
CONSECUTIVE GAMESWITH A POINT **8** 2 Times, Last: 12/2/16 - 12/18/16  
WITH A GOAL **4** 2/29/16 - 3/7/16  
WITH AN ASSIST **6** 3/24/16 - 4/2/16  
PLAYED **307\*** 11/21/13 - 4/8/17 \*still intact**+4**Best plus/minus  
11/15/09 at CAR**400<sup>TH</sup>****NHL POINT**  
2/29/16 vs MTL**800<sup>TH</sup> NHL GAME**  
10/17/16 at NYR**300<sup>TH</sup> NHL ASSIST**  
12/18/16 at CHI





## CAREER STATS

| REGULAR SEASON |           |        |     |     |     |     |     | PLAYOFFS |    |    |     |     |
|----------------|-----------|--------|-----|-----|-----|-----|-----|----------|----|----|-----|-----|
| SEASON         | CLUB      | LEAGUE | GP  | G   | A   | PTS | PIM | GP       | G  | A  | PTS | PIM |
| 2002-03        | Brampton  | OHL    | 68  | 15  | 25  | 40  | 6   | 11       | 5  | 6  | 11  | 6   |
| 2003-04        | Minnesota | NHL    | 36  | 1   | 5   | 6   | 12  | -        | -  | -  | -   | -   |
|                | Houston   | AHL    | 1   | 0   | 1   | 1   | 2   | -        | -  | -  | -   | -   |
|                | Canada    | U-20   | 6   | 0   | 6   | 6   | 20  | -        | -  | -  | -   | -   |
| 2004-05        | Houston   | AHL    | 73  | 11  | 16  | 27  | 57  | 5        | 0  | 0  | 0   | 4   |
| 2005-06        | Minnesota | NHL    | 72  | 4   | 12  | 16  | 32  | -        | -  | -  | -   | -   |
| 2006-07        | Minnesota | NHL    | 77  | 7   | 18  | 25  | 26  | 5        | 0  | 1  | 1   | 14  |
| 2007-08        | Minnesota | NHL    | 82  | 15  | 28  | 43  | 80  | 6        | 0  | 2  | 2   | 6   |
|                | Canada    | WC     | 9   | 3   | 6   | 9   | 16  | -        | -  | -  | -   | -   |
| 2008-09        | Minnesota | NHL    | 59  | 8   | 19  | 27  | 45  | -        | -  | -  | -   | -   |
| 2009-10        | Minnesota | NHL    | 47  | 3   | 17  | 20  | 32  | -        | -  | -  | -   | -   |
|                | Canada    | WC     | 7   | 0   | 5   | 5   | 12  | -        | -  | -  | -   | -   |
| 2010-11        | Minnesota | NHL    | 80  | 17  | 29  | 46  | 98  | -        | -  | -  | -   | -   |
|                | Canada    | WC     | 7   | 2   | 2   | 4   | 8   | -        | -  | -  | -   | -   |
| 2011-12        | San Jose  | NHL    | 81  | 11  | 26  | 37  | 34  | 5        | 1  | 1  | 2   | 4   |
| 2012-13        | San Jose  | NHL    | 30  | 9   | 11  | 20  | 20  | 11       | 2  | 2  | 4   | 8   |
| 2013-14        | San Jose  | NHL    | 69  | 22  | 26  | 48  | 34  | 7        | 2  | 1  | 3   | 23  |
| 2014-15        | San Jose  | NHL    | 82  | 17  | 43  | 60  | 65  | -        | -  | -  | -   | -   |
|                | Canada    | WC     | 10  | 2   | 9   | 11  | 4   | -        | -  | -  | -   | -   |
| 2015-16        | San Jose  | NHL    | 82  | 27  | 48  | 75  | 53  | 24       | 7  | 17 | 24  | 12  |
| 2016-17        | San Jose  | NHL    | 82  | 29  | 47  | 76  | 40  | 6        | 0  | 3  | 3   | 6   |
|                | Canada    | W. Cup | 6   | 0   | 3   | 3   | 6   | -        | -  | -  | -   | -   |
| SHARKS TOTALS  |           |        | 426 | 115 | 201 | 316 | 246 | 53       | 12 | 24 | 36  | 53  |
| NHL TOTALS     |           |        | 879 | 170 | 329 | 499 | 571 | 64       | 12 | 27 | 39  | 73  |

20<sup>TH</sup> OVERALL DRAFT PICK

Selected by Minnesota in the first round (20th overall) of the 2003 NHL Entry Draft.

Acquired by San Jose along with a second round selection (37th overall) in the 2012 NHL Entry Draft (later traded to Tampa Bay in Dominic Moore deal) in exchange for Devin Setoguchi, Charlie Coyle and a first round selection (28th overall) in the 2011 NHL Entry Draft, June 24, 2011.

## POINT LEADER

Became the first Sharks defenseman to lead the team in points in a single season in franchise history. One of just two blueliners (Erik Karlsson) to lead his team in points.

## ESPN BODY

He and teammate Joe Thornton were featured on the cover of ESPN The Magazine's 2017 Body Issue.



### BRENT BURNS



**2017**

Norris Memorial Trophy

**2015**

NHL Foundation  
Player of the Year



**2017**

First Team  
NHL All-Star

**2016**

Second Team  
NHL All-Star

**2017**  
**2016**  
**2015**  
**2011**

All-Star Teams



**2015**  
**2011**  
**2010**  
**2008**

World Championships  
with Canada  
(Gold in 2015,  
Silver in 2008)

**2016**

World Cup Champion  
with Canada

**2004**

World Jr.  
Championship  
with Canada  
(Silver)

**2016**  
**2015**  
**2014**  
**2013**

"Sharks Player of  
the Month"  
October 2016  
March 2016  
November 2015  
March 2015  
October 2014  
March 2013



**2017**

Sharks Player  
of the Year

**2017**

**2016**

"Sharks Fan  
Favorite Award"

**2017**  
**2016**

NHL Player of  
the Month  
(Jan. '17 - 3rd Star)  
(Mar. '16 - 3rd Star)

**2016**

NHL Player of  
the Week  
(Nov. '16 - 3rd Star)  
(Apr. '16 - 2nd Star)  
(Mar. '16 - 3rd Star)



2016-17

- Became the **first** Sharks defenseman to win the **Norris Trophy** (NHL's best defenseman)
- **Led all NHL defensemen** in goals and points, and led all NHL skaters in shots on goal (320).
- Broke his own Sharks **franchise record**, set in 2016-16, for goals and points by a defenseman in a single season, and his 29 goals ranked as the **18th highest** single season total by a defenseman in NHL history. He became the first defenseman in the NHL since Brian Leetch (1995-96/96-97) to post back-to-back 75-points seasons.

2015-16

- Set Sharks **franchise records for a defenseman** in the following categories in 2015-16: most goals (27), most assists (480), most points (75), longest goal-scoring streak (4 games) and longest point streak (8 games, tied).
- Set a Sharks **franchise record for shots on goal** in a season (353), and ranked **2nd** in the NHL.
- **Led all NHL defensemen** in postseason goals, assists, points and shots (77).
- Was named a finalist for ESPN's Sports Humanitarian of the Year Award.

2014-15

- Was named the winner of the NHL's **Foundation Player of the Year Award** for his charitable and community work.
- Ranked **T-2nd** amongst all NHL blueliners in points after returning to the blueline.
- Was named Canada's **"Best Defenseman"** while winning a gold medal at the World Championships.

2013-14

- Was the Sharks **King Clancy Memorial Trophy nominee** and skated the season primarily as a forward.

2011-12

- Ranked **T-11th** amongst NHL defensemen in goals in his first season with the Sharks.

2010-11

- **Left Minnesota as the franchise leader** amongst blueliners in goals (55), game-winning goals (13) and points (183), and set single-season record for defensemen in points (46).

2008-09

- Set a then-Minnesota franchise record by skating in **33:33** on Jan. 3 vs. Detroit.

2007-08

- Was named Canada's **"Best Defenseman"** at the World Championships.

2003-04

- Scored his **first career NHL goal** against the Sharks on Oct. 12.

RYAN **CARPENTER****40**  
CENTER**SHOOTS:** RIGHT**HT:** 6'0"**WT:** 195**BORN:** 1/18/91 in  
Oviedo Florida

@CarpyDeuces

## CAREER HIGHLIGHTS

**FIRST**NHL GAME: 12/12/15 vs MIN  
NHL ASSIST: 1/21/17 vs COL  
NHL GOAL: 11/30/15 vs LAK (Peter Budaj)**MOST**  
IN A GAMEPOINTS **1** 4 Times Last: 1/24/17 at WPG  
GOALS **1** 2 Times Last: 1/19/17 vs TBL  
ASSISTS **1** 2 Times Last: 1/24/17 at WPG**MOST**  
CONSECUTIVE GAMESWITH A POINT **3** 1/19/17 - 1/24/17  
WITH AN ASSIST **2** 1/21/17 - 1/24/17  
PLAYED **4** 1/24/17 - 2/2/17**+1**Best plus/minus: 5 times  
Last: 1/24/17 at WPG**STANDOUT**

In 100 career collegiate games with Bowling Green, Carpenter registered 79 points (37-42=79) and 51 penalty minutes, while serving as team captain his sophomore and junior seasons.

THE **SUNSHINE** STATE

One of 10 players born in Florida to play in the NHL, and became just the sixth player born in Florida to score an NHL goal in League history.

**SIGNED**

Signed by San Jose as a free agent on March 25, 2014.



## CAREER STATS

| SEASON  | CLUB              | REGULAR SEASON |    |    |    |     |     | PLAYOFFS |   |   |     |     |
|---------|-------------------|----------------|----|----|----|-----|-----|----------|---|---|-----|-----|
|         |                   | LEAGUE         | GP | G  | A  | PTS | PIM | GP       | G | A | PTS | PIM |
| 2009-10 | Sioux City        | USHL           | 58 | 10 | 12 | 22  | 45  | -        | - | - | -   | -   |
| 2010-11 | Sioux City        | USHL           | 59 | 13 | 32 | 45  | 30  | 3        | 2 | 1 | 3   | 2   |
| 2011-12 | Bowling Green     | WCHA           | 44 | 11 | 19 | 30  | 31  | -        | - | - | -   | -   |
| 2012-13 | Bowling Green     | WCHA           | 41 | 18 | 15 | 33  | 20  | -        | - | - | -   | -   |
| 2013-14 | Bowling Green     | WCHA           | 15 | 8  | 8  | 16  | 0   | -        | - | - | -   | -   |
|         | Worcester         | AHL            | 12 | 0  | 2  | 2   | 8   | -        | - | - | -   | -   |
| 2014-15 | Worcester         | AHL            | 74 | 12 | 22 | 34  | 40  | 4        | 1 | 2 | 3   | 2   |
| 2015-16 | San Jose          | AHL            | 66 | 18 | 37 | 55  | 33  | 4        | 1 | 1 | 2   | 2   |
|         | San Jose          | NHL            | 1  | 0  | 0  | 0   | 0   | -        | - | - | -   | -   |
| 2016-17 | San Jose          | AHL            | 54 | 14 | 25 | 39  | 24  | 15       | 9 | 8 | 17  | 8   |
|         | San Jose          | NHL            | 11 | 2  | 2  | 2   | 4   | -        | - | - | -   | -   |
|         | NHL/SHARKS TOTALS |                | 12 | 2  | 2  | 2   | 4   | -        | - | - | -   | -   |

- 2016-17** • **Finished 1st** on the Barracuda (AHL) in **goals** (9), **assists** (8) **and points**, and **tied for 1st in plus/minus** (+6), helping the Barracuda reach the Western Conference Finals for the first time in franchise history.
- 2015-16** • Named the winner of the **Yanick Dupre Memorial Award** as the 2015-16 IOA/American Specialty AHL Man of the Year.  
 • **Led** the Barracuda in **points** (55), **assists** (37) and **plus/minus** (+20) in 66 AHL games.  
 • Ranked **T-15th** in the AHL in plus/minus and **T-18th** in assists.  
 • Named to the 2016 **AHL All-Star Game**
- 2014-15** • Played in first full professional season with Worcester, ranking **2nd** on the team in **games played** (74), **T-3rd in plus/minus** (+10), **T-4th in points** (34) and **5th in assists** (22).
- 2013-14** • Recorded **first professional point** (assist) in first pro game at Portland on March 26.  
 • **Signed** an amateur tryout agreement with the Worcester Sharks on March 25.  
 • Led Bowling Green to the WCHA **Final Five**, scoring two goals and three assists in three WCHA playoff games.
- 2012-13** • Named to the **All-CCHA Second Team**, marking the first Bowling Green selection to the first or second team since 2007-08 (Derek Whitmore).  
 • Named to the **CCHA Scholar-Athlete team**.  
 • Honored with the 2012-13 **Dr. Ron Zwierlein Leadership Award**.  
 • Named the 2012-13 Jim Sears Award as the team's **most valuable player**...Finished 1st on the team in goals, scoring a career-best 18.  
 • Led the Falcons with a **career-best 33 points**, reaching the 30-point plateau for the second-straight season and earning the Sam Cooper award.
- 2011-12** • Named CCHA **Rookie Of The Week** twice during the season.  
 • Honored with the Bowling Green **Rookie Of The Year Award** and **Sam Cooper Award**.  
 • **Led** the team in **assists** (19) and **points** (30), marking the first Falcon to score 30 points since 2008-09 (Svendsen and Sexton).
- 2010-11** • The Sioux City captain ranked **2nd** on the team in **points** (45) and posted two goals and one assist in three playoff games.



## LOGAN COUTURE

39  
CENTER

SHOOTS: LEFT

HT: 6'1"

WT: 200

BORN: 3/28/89 in  
Guelph, Ontario

@logancouture

## CAREER HIGHLIGHTS

FIRST

NHL GAME: 10/25/09 at PHI  
NHL ASSIST: 11/1/09 at CAR  
NHL GOAL: 11/5/09 at DET (Chris Osgood)MOST  
IN A GAMEPOINTS 4 2 Times Last: 2/11/16 vs CGY  
GOALS 3 1 Time 3/29/16 at VAN  
ASSISTS 3 7 Times Last: 2/11/16 vs CGYMOST  
CONSECUTIVE GAMESWITH A POINT 8 1/21/12 - 2/10/12  
WITH A GOAL 4 12/29/13 - 1/4/14  
WITH AN ASSIST 5 2/17/11 - 2/25/11  
PLAYED 110 3/3/12 - 1/5/14

+5

Best plus/minus  
Last: 1/23/17 at COL

FINALIST

Was a Calder Trophy  
Finalist in 2011.500<sup>TH</sup> NHL GAME  
3/18/17 vs ANA100<sup>TH</sup> NHL ASSIST  
3/8/14 vs MTL100<sup>TH</sup> NHL GOAL  
12/29/13 vs ANA



## CAREER STATS

| SEASON            | CLUB            | LEAGUE | REGULAR SEASON |     |     |     |     | PLAYOFFS |    |    |     |     |
|-------------------|-----------------|--------|----------------|-----|-----|-----|-----|----------|----|----|-----|-----|
|                   |                 |        | GP             | G   | A   | PTS | PIM | GP       | G  | A  | PTS | PIM |
| 2005-06           | Ottawa          | OHL    | 65             | 25  | 39  | 64  | 52  | 6        | 3  | 4  | 7   | 0   |
|                   | Ontario         | U-17   | 5              | 5   | 3   | 8   | 2   | -        | -  | -  | -   | -   |
| 2006-07           | Ottawa          | OHL    | 54             | 26  | 52  | 78  | 24  | 5        | 1  | 7  | 8   | 4   |
|                   | Canada          | U-18   | 6              | 2   | 2   | 4   | 2   | -        | -  | -  | -   | -   |
| 2007-08           | Ottawa          | OHL    | 51             | 21  | 37  | 58  | 37  | 4        | 2  | 1  | 3   | 0   |
| 2008-09           | Worcester       | AHL    | 4              | 0   | 0   | 0   | 7   | 12       | 2  | 1  | 3   | 11  |
|                   | Ottawa          | OHL    | 62             | 39  | 48  | 87  | 46  | 7        | 3  | 7  | 10  | 6   |
| 2009-10           | San Jose        | NHL    | 25             | 5   | 4   | 9   | 6   | 15       | 4  | 0  | 4   | 4   |
|                   | Worcester       | AHL    | 42             | 20  | 33  | 53  | 12  | -        | -  | -  | -   | -   |
| 2010-11           | San Jose        | NHL    | 79             | 32  | 24  | 56  | 41  | 18       | 7  | 7  | 14  | 2   |
| 2011-12           | San Jose        | NHL    | 80             | 31  | 34  | 65  | 16  | 5        | 1  | 3  | 4   | 0   |
| 2012-13           | San Jose        | NHL    | 48             | 21  | 16  | 37  | 4   | 11       | 5  | 6  | 11  | 0   |
|                   | Geneve-Servette | Switz. | 22             | 7   | 16  | 23  | 4   | -        | -  | -  | -   | -   |
| 2013-14           | San Jose        | NHL    | 65             | 23  | 31  | 54  | 20  | 7        | 1  | 2  | 3   | 7   |
| 2014-15           | San Jose        | NHL    | 82             | 27  | 40  | 67  | 12  | -        | -  | -  | -   | -   |
| 2015-16           | San Jose        | NHL    | 52             | 15  | 21  | 36  | 20  | 24       | 10 | 20 | 30  | 8   |
| 2016-17           | San Jose        | NHL    | 73             | 25  | 27  | 52  | 12  | 6        | 2  | 1  | 3   | 0   |
|                   | Canada          | W. Cup | 6              | 1   | 3   | 4   | 0   | -        | -  | -  | -   | -   |
| NHL/SHARKS TOTALS |                 |        | 504            | 179 | 197 | 376 | 131 | 86       | 30 | 39 | 69  | 21  |

9<sup>TH</sup> OVERALL DRAFT PICK

Selected by San Jose in the 2007 NHL Entry Draft (1st round, 9th overall).

## 1 OF 17

Is one of just 17 NHL players to have posted six or more seasons of 20+ goals since 2010-11.



2012

All-Star Team



2016

World Cup  
with Canada

2011-12

Brocade "Sharks  
Player of the Year"

2011

All-Rookie Team

2010-11

PlayStation "Rookie  
of the Year"

2011

NHL SuperSkills  
Competition

2010

NHL Rookie of  
the Month  
Dec. 2010

2013

NHL Player of  
the Week  
(Apr. '13 - 3rd Star)

2014-15

Three Stars of  
the Year Award

2017

2015

2013

2011

2010

Sharks Player  
of the Month  
Feb. 2017  
Jan. 2015  
Apr. 2013  
Dec. 2011  
Dec. 2010





## LOGAN COUTURE

- 2016-17 • Ranked 3rd on San Jose in points and 4th in goals.
- 2015-16 • Led all NHL skaters with **30 playoff points and 20 assists**, becoming one of just five players to record at least 30 points in a single postseason in the last 20 years (Crosby, Malkin, Briere, Sakic).  
 • Set Sharks playoff franchise records for **most points and assists** in a single postseason.  
 • Recorded **four, three-point games** in the playoffs, all of which coming with his team facing elimination or with the chance to eliminate an opponent.  
 • Scored his **first career hat trick**, a natural hat trick that included the game-winner, on March 29 at Vancouver.
- 2014-15 • Named the winner of the Sharks **"Three Stars of the Year"** award after ranking 2nd on the team in points and goals.  
 • Set career highs in **points** and **assists**.
- 2013-14 • Ranked **T-7th** amongst all NHL forwards in blocked shots (68).
- 2012-13 • Led the team and ranked **T-10th** in the NHL in goals.  
 • Scored the **game-winning goals** in both Game 3 and Game 4 of the Conference Semifinals vs. Los Angeles.
- 2011-12 • Voted the **"Sharks Player of the Year"** and named to his first NHL **All-Star Game**.
- 2010-11 • Finished **second** in voting for the **Calder Trophy** while being named to the NHL All-Rookie Team.  
 • Set an NHL record for **most game-winning road goals** by a rookie in a single season (7).
- 2009-10 • Named to the **AHL All-Rookie Team** as a member of the Worcester Sharks.
- 2008-09 • Named third **"Best Defensive Forward"** in the OHL Coaches Poll.
- 2007-08 • In the Eastern Conference OHL Coaches Poll, named in the **top-3** in: **Smartest Player** (2nd), **Best Playmaker** (2nd) and **Best Stick-Handler** (3rd).



## THE PLAYERS



AARON **DELL****30**  
**GOAL**  
**TENDER**

@ADell32

**CATCHES:** LEFT**HT:** 6'0"**WT:** 205**BORN:** 5/4/89 in  
Airdrie, Alberta

## CAREER HIGHLIGHTS

**FIRST**NHL GAME: 10/18/16 at NYI  
NHL WIN: 10/18/16 at NYI  
NHL SHUTOUT: 12/30/16 vs PHI**MOST**  
IN A GAMESHOTS  
FACED **37** 2/18/17 at ARI  
SAVES **36** 2/18/17 at ARI  
GOALS  
ALLOWED **6** 3/24/17 at DAL**MOST**  
CONSECUTIVE GAMESWITH A WIN **4** 2/18/17 - 3/12/17  
WITHOUT A REGULATION LOSS **5**  
2/11/17 - 3/12/17**87:33**Longest Shutout Streak  
12/10/16 - 1/11/17**1**Career Shutouts  
12/30/16 vs PHI**SIGNED**Signed by San Jose as a free  
agent on March 4, 2015.



## CAREER STATS

| REGULAR SEASON |                   |        |    |         |      |    |    |      |      | PLAYOFFS |         |      |    |    |      |      |
|----------------|-------------------|--------|----|---------|------|----|----|------|------|----------|---------|------|----|----|------|------|
| SEASON         | CLUB              | LEAGUE | GP | W-L-O   | MINs | GA | SO | GAA  | SV%  | GP       | W-L-O   | MINs | GA | SO | GAA  | SV%  |
| 2009-10        | N. Dakota         | WCHA   | 5  | 1-3-1   | 199  | 6  | 1  | 1.81 |      | 5        | 1-3-1   | 199  | 6  | 1  | 1.81 |      |
| 2010-11        | N. Dakota         | WCHA   | 40 | 30-7-2  | 2349 | 70 | 6  | 1.79 |      | 40       | 30-7-2  | 2349 | 70 | 6  | 1.79 |      |
| 2011-12        | N. Dakota         | WCHA   | 33 | 18-10-2 | 1800 | 80 | 2  | 2.67 |      | 33       | 18-10-2 | 1800 | 80 | 2  | 2.67 |      |
| 2012-13        | Allen             | CHL    | 44 | 22-11-6 | 2344 | 90 | 3  | 2.30 | .915 | 44       | 22-11-6 | 2344 | 90 | 3  | 2.30 | .915 |
| 2013-14        | Utah              | ECHL   | 29 | 19-7-3  | 1734 | 62 | 2  | 2.14 | .932 | 29       | 19-7-3  | 1734 | 62 | 2  | 2.14 | .932 |
|                | Abbotsford        | AHL    | 6  | 1-2-0   | 262  | 8  | 0  | 2.29 |      | 6        | 1-2-0   | 262  | 8  | 0  | 2.29 |      |
| 2014-15        | Worcester         | AHL    | 26 | 15-8-2  | 1544 | 53 | 4  | 2.06 | .857 | 26       | 15-8-2  | 1544 | 53 | 4  | 2.06 | .857 |
|                | Allen             | ECHL   | 12 | 8-1-2   | 676  | 32 | 1  | 2.84 |      | 12       | 8-1-2   | 676  | 32 | 1  | 2.84 |      |
| 2015-16        | San Jose          | AHL    | 40 | 17-16-6 | 2281 | 92 | 4  | 2.42 | .932 | 40       | 17-16-6 | 2281 | 92 | 4  | 2.42 | .932 |
| 2016-17        | San Jose          | NHL    | 20 | 11-6-1  | 1111 | 37 | 1  | 2.00 | .931 | -        | -       | -    | -  | -  | -    | -    |
|                | NHL/SHARKS TOTALS |        | 20 | 11-6-1  | 1111 | 37 | 1  | 2.00 | .931 | -        | -       | -    | -  | -  | -    | -    |

## UND LEADER

He is currently the career leader at the University of North Dakota in goals-against average (1.79) and save percentage (.923).

- 2016-17**
  - Led all NHL goaltenders (min. 10 GP) in **goals-against average, save percentage** (tied), and **even strength save percentage** (.946).
  - Was the 2017 Sharks **nominee** for the **Masterton Award**.
- 2015-16**
  - Ranked **T-8th** in the AHL in goals-against average, **T-4th** in save percentage, **T-6th** in shutouts and **11th** in saves (1,094)
- 2014-15**
  - Ranked **3rd** in goals-against average, **T-2nd** in save percentage and **T-3rd** in shutouts amongst AHL rookie goaltenders.
- 2013-14**
  - Named the ECHL's **Goaltender of the Month** for January.
- 2012-13**
  - Was named the CHL's **Most Outstanding Goaltender** after leading the league in goals-against average (2.30).
  - Helped Allen win the **CHL Championship**.
  - Was named to the **CHL's All-Rookie Team, All-Star Team and All-CHL Team**.
- 2010-11**
  - College Accolades:** Named to the American Hockey Coaches Association (AHCA) All-America West Second Team, Inside College Hockey's Goaltender of the Year and an INCH All-America first-team selection named to the All-College Hockey News First Team, named to All-WCHA First Team, two-time WCHA Defensive Player of the Week, acknowledged as North Dakota's Most Improved Player, won the WCHA goaltending title with a 1.97 goals-against average in 25 league games, led the NCAA in wins (30) and goals-against average and tied for the national lead with six shutouts.
  - His **30 wins** set a North Dakota single-season record and his 1.79 goals-against average was **third-lowest** in North Dakota single-season history, while his .924 save percentage ranked 4th.
- 2009-10**
  - Recorded a **shutout (16 saves) in his first career start** at Alaska Anchorage on Oct. 23 and is one of only two North Dakota goaltenders to record a WCHA road shutout in their first career start.

DYLAN **DeMELO****74****DEFENSE**

@ddems2

**SHOOTS:** RIGHT**HT:** 6'1"**WT:** 195**BORN:** 5/1/93 in  
London, Ontario

## CAREER HIGHLIGHTS

**FIRST**

NHL GAME: 10/17/15 at NYI  
 NHL ASSIST: 1/16/16 vs DAL  
 NHL GOAL: 1/26/16 vs COL (Roman Will)

**MOST**  
IN A GAME

POINTS **2** 1 Time 1/7/17 vs DET  
 GOALS **1** 3 Times Last: 11/26/16 vs ANA  
 ASSISTS **2** 2 Times Last: 1/7/17 vs DET

**MOST**  
CONSECUTIVE GAMES

WITH A POINT **3** 3/12/17 - 3/16/17  
 WITH AN ASSIST **3** 3/12/17 - 3/16/17  
 PLAYED **31** 12/9/15 - 2/22/16

**+2**

Best plus/minus, 2 Times  
 Last: 1/7/17 vs DET

**179<sup>TH</sup> OVERALL  
DRAFT PICK**

Selected by San Jose in the  
 2011 NHL Draft (6th round,  
 179th overall).



## CAREER STATS

| REGULAR SEASON |                   |        |    |    |    |     |     | PLAYOFFS |   |   |     |     |
|----------------|-------------------|--------|----|----|----|-----|-----|----------|---|---|-----|-----|
| SEASON         | CLUB              | LEAGUE | GP | G  | A  | PTS | PIM | GP       | G | A | PTS | PIM |
| 2009-10        | Mississauga       | OJHL   | 36 | 9  | 20 | 29  | 24  | -        | - | - | -   | -   |
|                | Mississauga       | OHL    | 20 | 0  | 1  | 1   | 12  | -        | - | - | -   | -   |
| 2010-11        | Mississauga       | OHL    | 67 | 3  | 24 | 27  | 70  | 20       | 1 | 4 | 5   | 15  |
| 2011-12        | Mississauga       | OHL    | 67 | 7  | 40 | 47  | 70  | 6        | 1 | 1 | 2   | 13  |
|                | Worcester         | AHL    | 4  | 0  | 1  | 1   | 2   | -        | - | - | -   | -   |
| 2012-13        | Mississauga       | OHL    | 64 | 15 | 35 | 50  | 68  | 6        | 1 | 3 | 4   | 6   |
|                | Worcester         | AHL    | 10 | 0  | 4  | 4   | 6   | -        | - | - | -   | -   |
| 2013-14        | Worcester         | AHL    | 68 | 2  | 22 | 24  | 51  | -        | - | - | -   | -   |
| 2014-15        | Worcester         | AHL    | 65 | 5  | 17 | 22  | 32  | 4        | 1 | 2 | 3   | 6   |
| 2015-16        | San Jose          | NHL    | 45 | 2  | 2  | 4   | 14  | -        | - | - | -   | -   |
|                | San Jose          | AHL    | 15 | 0  | 6  | 6   | 2   | -        | - | - | -   | -   |
| 2016-17        | San Jose          | NHL    | 25 | 1  | 7  | 8   | 14  | -        | - | - | -   | -   |
|                | NHL/SHARKS TOTALS |        | 70 | 3  | 9  | 12  | 28  | -        | - | - | -   | -   |

- 2016-17** • Set **career highs** in assists, points and plus/minus (+2).
- 2015-16** • Made his **NHL debut** on Oct. 17 at the NY Islanders and scored his **first goal** on Jan. 26 vs. Colorado.
- 2014-15** • Ranked **3rd** amongst Worcester defensemen in points and **T-4th** in goals.
- 2013-14** • In his first full professional season, led all Worcester defensemen with **24 points and 22 assists**.  
• **Led** all Worcester **rookies** in points (24) and ranked **T-7th** amongst AHL rookie defenders.
- 2012-13** • Named to the OHL's **Subway Super Series**.  
• Finished the regular season **T-5th** amongst OHL defensemen in goals and **T-7th** in points.  
• Finished the postseason **T-1st** on the team in points and assists.
- 2011-12** • With Worcester, recorded **first professional point** (assist) vs. St. John's on April 13, and made his **professional debut** vs. Manchester on April 10.
- 2010-11** • Helped Mississauga reach the **Memorial Cup Final**.

BRENDEN **DILLON****4****DEFENSE****SHOOTS:** LEFT**HT:** 6'4"**WT:** 230**BORN:** 11/13/90 in  
New Westminster,  
British Columbia

@BDillon04

## CAREER HIGHLIGHTS

**FIRST**NHL GAME: 4/7/12 vs STL  
NHL ASSIST: 2/1/13 vs PHX  
NHL GOAL: 2/1/13 vs PHX (Mike Smith)**MOST**  
IN A GAMEPOINTS **2** 5 Times Last: 4/5/16 at MIN  
GOALS **1** 15 Times Last: 2/28/17 vs TOR  
ASSISTS **2** 2 Times Last: 4/5/16 at MIN**MOST**  
CONSECUTIVE GAMESWITH A POINT **2** 4 Times, Last: 2/15/17 - 2/18/17  
WITH A GOAL **2** 10/20/13 - 10/24/13  
WITH AN ASSIST **2** 2/15/17 - 2/18/17  
PLAYED **112** 11/22/14 - 2/9/16**+3**Best plus/minus, 7 Times  
Last: 1/11/16 at CGY**300<sup>TH</sup>** NHL GAME  
11/12/16 at TBL**2013**World Championship  
with Canada**ACQUIRED**  
**VIA TRADE**Signed by Dallas as a free agent on March 1, 2011.  
Acquired by San Jose in exchange for Jason Demers  
and a third round selection (90th overall) in the 2016  
NHL Draft, Nov. 21, 2014.





## CAREER STATS

| REGULAR SEASON |               |        |     |    |    |     |     | PLAYOFFS |   |   |     |     |
|----------------|---------------|--------|-----|----|----|-----|-----|----------|---|---|-----|-----|
| SEASON         | CLUB          | LEAGUE | GP  | G  | A  | PTS | PIM | GP       | G | A | PTS | PIM |
| 2007-08        | Seattle       | WHL    | 71  | 1  | 10 | 11  | 54  | 12       | 0 | 2 | 2   | 21  |
| 2008-09        | Seattle       | WHL    | 70  | 0  | 10 | 10  | 68  | 5        | 0 | 1 | 1   | 6   |
| 2009-10        | Seattle       | WHL    | 67  | 2  | 12 | 14  | 101 | -        | - | - | -   | -   |
| 2010-11        | Seattle       | WHL    | 72  | 8  | 51 | 59  | 139 | -        | - | - | -   | -   |
|                | Texas         | AHL    | 10  | 0  | 0  | 0   | 8   | 6        | 0 | 2 | 2   | 7   |
| 2011-12        | Texas         | AHL    | 76  | 6  | 23 | 29  | 97  | -        | - | - | -   | -   |
|                | Dallas        | NHL    | 1   | 0  | 0  | 0   | 0   | -        | - | - | -   | -   |
| 2012-13        | Texas         | AHL    | 37  | 3  | 11 | 14  | 45  | -        | - | - | -   | -   |
|                | Dallas        | NHL    | 48  | 3  | 5  | 8   | 65  | -        | - | - | -   | -   |
|                | Canada        | WC     | 8   | 1  | 0  | 1   | 0   | -        | - | - | -   | -   |
| 2013-14        | Dallas        | NHL    | 80  | 6  | 11 | 17  | 86  | 2        | 0 | 0 | 0   | 2   |
| 2014-15        | Dallas        | NHL    | 20  | 0  | 1  | 1   | 23  | -        | - | - | -   | -   |
|                | San Jose      | NHL    | 60  | 2  | 7  | 9   | 54  | -        | - | - | -   | -   |
| 2015-16        | San Jose      | NHL    | 76  | 2  | 9  | 11  | 61  | 24       | 0 | 2 | 2   | 11  |
| 2016-17        | San Jose      | NHL    | 81  | 2  | 8  | 10  | 60  | 6        | 0 | 1 | 1   | 4   |
|                | SHARKS TOTALS |        | 217 | 6  | 24 | 30  | 175 | 30       | 0 | 3 | 3   | 15  |
|                | NHL TOTALS    |        | 366 | 15 | 41 | 56  | 349 | 32       | 0 | 3 | 3   | 17  |

## ROLE MODEL

Is the Sharks spokesman for the Stick to Fitness powered by Kaiser Permanente street hockey program, that teaches local schools about the importance of healthy living, while encouraging them to be active during physical education classes and at home.

## GROWTH SPURT

Was 5-foot-2 when he was age 15 and has grown 1-foot, 1-inches since.

## 2 OF A KIND

One of only two NHL players all-time with Brenden (e at the end) as their first name - the other is Brenden Morrow.

- 2016-17** • Led the Sharks in **hits** (174).
- 2015-16** • Ranked **3rd** on the Sharks in **hits** (154).
- 2014-15** • Scored his **first goal** as a member of the Sharks, the game-winning goal, on Jan. 13 at Arizona - the team's annual Father's Trip.
- 2013-14** • Led Dallas with **168 hits**, ranked **2nd** with **149 blocked shots**.  
• Earned **career highs** in goals (6), assists (11) and points (17).  
• One of just two NHL blueliners to score **more than one shorthanded goal** (McDonagh, NYR).
- 2012-13** • Led all NHL rookie defensemen and ranked 5th amongst all blueliners in **hits** (133).  
• Became the **first Dallas defenseman** in history to record a **Gordie Howe Hat Trick** on Feb. 1, 2013 vs. Phoenix.  
• Represented **Team Canada** at the World Championships.
- 2011-12** • Ranked **2nd** amongst all Texas Stars defensemen with 29 points and **T-2nd** in goals. **T-1st** amongst Texas blueliners in assists.
- 2010-11** • Was Seattle's **captain** in his final year of Jr. Hockey.



## JOONAS DONSKOI

27

RIGHT WING

SHOOTS: RIGHT

HT: 6'0"

WT: 190

BORN: 4/13/92 in  
Raase, Finland

## CAREER HIGHLIGHTS

## FIRST

NHL GAME: 10/7/15 at LAK  
 NHL ASSIST: 11/3/15 vs CBJ  
 NHL GOAL: 10/7/15 at LAK  
 (Jonathan Quick)

MOST  
IN A GAME

POINTS **2** 8 Times Last: 4/4/17 vs VAN  
 GOALS **2** 1 Time Last: 12/20/16 vs CGY  
 ASSISTS **2** 3 Times Last: 4/4/17 vs VAN

MOST  
CONSECUTIVE GAMES

WITH A POINT **5** 1/16/16 - 1/24/16  
 WITH A GOAL **2** 4 Times, Last: 1/5/17 - 1/7/17  
 WITH AN ASSIST **5** 1/16/16 - 1/24/16  
 PLAYED **66** 10/28/15 - 3/24/16

+3

Best plus/minus, 2 times  
 Last: 11/21/15 at PIT

GAME  
WINNER

Scored the first game-winning goal in Sharks franchise history in the 2016 Stanley Cup Final.

99<sup>TH</sup> OVERALL  
DRAFT PICK

Selected by Florida in the 2010 NHL Draft (4th round, 99th overall). Signed by San Jose as a free agent on May 20, 2015.



# CAREER STATS

## THE PLAYERS

| REGULAR SEASON    |            |          |     |    |    |     |     | PLAYOFFS |   |    |     |     |
|-------------------|------------|----------|-----|----|----|-----|-----|----------|---|----|-----|-----|
| SEASON            | CLUB       | LEAGUE   | GP  | G  | A  | PTS | PIM | GP       | G | A  | PTS | PIM |
| 2009-10           | Karpat U20 | Jr. A SM | 18  | 14 | 15 | 29  | 2   | 12       | 5 | 10 | 15  | 4   |
|                   | Karpat     | Finland  | 18  | 2  | 2  | 4   | 4   | -        | - | -  | -   | -   |
|                   | Suomi U20  | Mestis   | 4   | 1  | 0  | 1   | 0   | -        | - | -  | -   | -   |
|                   | Finland    | U-18     | 6   | 1  | 7  | 8   | 0   | -        | - | -  | -   | -   |
| 2010-11           | Karpat     | Finland  | 52  | 16 | 11 | 27  | 19  | 3        | 1 | 0  | 1   | 0   |
|                   | Suomi U20  | Mestis   | 2   | 1  | 0  | 1   | 0   | -        | - | -  | -   | -   |
|                   | Finland    | U-20     | 6   | 3  | 3  | 6   | 2   | -        | - | -  | -   | -   |
| 2011-12           | Karpat     | Finland  | 52  | 8  | 17 | 25  | 12  | 6        | 3 | 3  | 6   | 0   |
|                   | Finland    | U-20     | 7   | 2  | 3  | 5   | 0   | -        | - | -  | -   | -   |
| 2012-13           | Karpat     | Finland  | 31  | 4  | 10 | 14  | 8   | 3        | 0 | 1  | 1   | 2   |
| 2013-14           | Karpat     | Finland  | 60  | 11 | 26 | 37  | 10  | 16       | 4 | 2  | 6   | 4   |
| 2014-15           | Karpat     | Finland  | 58  | 19 | 30 | 49  | 10  | 19       | 6 | 16 | 22  | 6   |
|                   | Finland    | WC       | 8   | 5  | 3  | 8   | 0   | -        | - | -  | -   | -   |
| 2015-16           | San Jose   | NHL      | 76  | 11 | 25 | 36  | 20  | 24       | 6 | 6  | 12  | 4   |
| 2016-17           | San Jose   | NHL      | 61  | 6  | 11 | 17  | 10  | 5        | 0 | 2  | 2   | 0   |
|                   | Finland    | W. Cup   | 3   | 0  | 0  | 0   | 0   | -        | - | -  | -   | -   |
| NHL/Sharks Totals |            |          | 137 | 17 | 36 | 53  | 30  | 29       | 6 | 8  | 14  | 4   |

## SPORTSCENTER TOP 10

Had his behind-the-back assist on a Joel Ward goal featured as Sportscenter's Top-10 Play on March 19, 2016 vs. the NY Rangers.

# 3<sup>RD</sup>

His two shootout goals since entering the League in 2015-16 rank 3rd amongst Sharks shooters.



**2015**  
World Championships  
with Finland



**2015-16**  
Sharks "Rookie  
of the Year"

**2012  
2011**  
World Jr.  
Championship with  
Finland

**2016**  
World Cup  
with Finland



## JOONAS DONSKOI

- 2015-16**
- Was named the Sharks **Rookie of the Year**, finishing 5th in assists amongst all NHL rookies.
  - **Led** all NHL rookie skaters in **goals** (tied) and **2nd in points** during the playoffs, setting Sharks rookie franchise records in both.
  - Was named to Finland's **World Cup** roster for the 2016 World Cup of Hockey.
  - Became just the **sixth rookie in NHL history** to score an overtime, game-winning goal in the Stanley Cup Final.
- 2014-15**
- Helped his team win the **Liiga Championship**, collecting the Jari Kurri Award as the league's **playoff MVP**, and was named to Liiga's **All-Star Team**.
  - **Led Finland** in goals (5) and game-winning goals (3) at the IIHF World Championships.
- 2013-14**
- Helped Karpat win the **Liiga Championship** and ranked **T-2nd** on his team in assists (26) and **3rd** in points (37) during the regular season.
- 2011-12**
- Named an **alternate captain** for Finland during the World Jr. Championships.
- 2010-11**
- **Youngest player** to appear in **52 games** during his first full season with Karpat
- 2009-10**
- Helped his team win the **Jr. A SM-liiga Championship**, ranking **2nd** on his team in playoff points.
  - Ranked **3rd** on the team in points (8) as Finland won the **U-18 bronze medal** at the World Jr. Championships.



## THE PLAYERS





## BARCLAY GOODROW

23

RIGHT WING

**SHOOTS:** LEFT**HT:** 6'2"**WT:** 215**BORN:** 2/26/93 in  
Toronto, Ontario

@bgoodrow23

## CAREER HIGHLIGHTS

**FIRST**NHL GAME: 10/30/14 at MIN  
NHL ASSIST: 11/16/14 at CAR  
NHL GOAL: 12/9/14 vs EDM (Ben Scrivens)**MOST**  
IN A GAMEPOINTS **2** 3 Times Last: 10/13/15 at WSH  
GOALS **1** 4 Times Last: 2/14/15 at ARI  
ASSISTS **2** 1 Time Last: 10/13/15 at WSH**MOST**  
CONSECUTIVEGAMES PLAYED **19** 2/26/15 - 4/6/15**+2**Best plus/minus, 2 Times  
Last: 10/13/15 at WSH**SIGNED**Signed by San Jose as a free  
agent on March 6, 2014.



## CAREER STATS

| SEASON  | CLUB              | REGULAR SEASON |    |    |    |     |     | PLAYOFFS |    |    |     |     |
|---------|-------------------|----------------|----|----|----|-----|-----|----------|----|----|-----|-----|
|         |                   | LEAGUE         | GP | G  | A  | PTS | PIM | GP       | G  | A  | PTS | PIM |
| 2008-09 | Villanova         | OJHL           | 2  | 2  | 1  | 3   | 2   | -        | -  | -  | -   | -   |
| 2009-10 | Brampton          | OHL            | 63 | 6  | 13 | 19  | 34  | 11       | 1  | 3  | 4   | 2   |
| 2010-11 | Brampton          | OHL            | 65 | 24 | 15 | 39  | 36  | 4        | 0  | 0  | 0   | 2   |
| 2011-12 | Brampton          | OHL            | 60 | 26 | 26 | 52  | 58  | 8        | 1  | 1  | 2   | 6   |
| 2012-13 | Brampton          | OHL            | 62 | 38 | 14 | 52  | 59  | 5        | 2  | 3  | 5   | 6   |
| 2013-14 | North Bay         | OHL            | 63 | 33 | 34 | 67  | 64  | 22       | 14 | 10 | 24  | 23  |
| 2014-15 | San Jose          | NHL            | 60 | 4  | 8  | 12  | 35  | -        | -  | -  | -   | -   |
|         | Worcester         | AHL            | 7  | 2  | 4  | 6   | 11  | 4        | 0  | 1  | 1   | 4   |
| 2015-16 | San Jose          | AHL            | 57 | 20 | 19 | 39  | 43  | 4        | 0  | 1  | 1   | 0   |
|         | San Jose          | NHL            | 14 | 0  | 3  | 3   | 16  | -        | -  | -  | -   | -   |
| 2016-17 | San Jose          | AHL            | 61 | 25 | 20 | 45  | 55  | 15       | 5  | 5  | 10  | 10  |
|         | San Jose          | NHL            | 3  | 0  | 1  | 1   | 0   | -        | -  | -  | -   | -   |
|         | NHL/Sharks Totals |                | 77 | 4  | 12 | 16  | 51  | -        | -  | -  | -   | -   |

- 2016-17** • Led the Barracuda in **goals** (25) and set AHL **career highs** in games played (61), goals, assists (20) and points (45).
- 2015-16** • Represented the San Jose Barracuda at the **AHL All-Star Game**.  
• Ranked **3rd** amongst Barracuda skaters in **goals** despite playing only 57 games.
- 2014-15** • **Led all Sharks rookies** in games played, PIM and T-1st in game-winning goals (2).
- 2013-14** • Finished the season as North Bay's **leader in goals** (33), **assists** (34, tied) and **points** (67) as the team's captain.  
• Finished his OHL career as the North Bay/Brampton **franchise leader in games played** (313) and second in goals (127).  
• Led the league in **playoff goals** (14), **game-winning goals** (4) and ranked **T-5th in points** (24) in 22 playoff games.
- 2012-13** • **Led** Brampton in **goals** (38) and **points** (52) as the team's captain.
- 2011-12** • Ranked **2nd** on the team in **points** (52), **goals** (26) and **T-3rd assists** (26) as an alternate captain.
- 2010-11** • **Led** Brampton in **goals** (24).
- 2009-10** • Represented Ontario at the **U-17 World Hockey Challenge**.



TROY **GROSENICK**

**1**  
**GOAL  
TENDER**

**CATCHES:** LEFT**HT:** 6'1"**WT:** 185**BORN:** 8/27/89 in  
Brookfield, Wisconsin

## CAREER HIGHLIGHTS

**FIRST**

NHL GAME: 11/16/14 at CAR  
NHL WIN: 11/16/14 at CAR  
NHL SHUTOUT: 11/16/14 at CAR

**MOST**  
IN A GAME

SHOTS  
FACED **45** 11/16/14 at CAR  
SAVES **45** 11/16/14 at CAR  
GOALS  
ALLOWED **3** 11/18/14 at BUF

**MOST**  
CONSECUTIVE GAMES

AS A STARTER **2**  
11/16/14 - 11/18/14

**85:25**

Longest Shutout Streak  
11/16/14 - 11/18/14

**1**

Career Shutouts  
11/16/14 at CAR

**SIGNED**

Signed by San Jose as a free  
agent on April 8, 2013.



## CAREER STATS

| REGULAR SEASON |                   |        |    |         |      |     |    |      |      | PLAYOFFS |     |      |    |    |      |      |
|----------------|-------------------|--------|----|---------|------|-----|----|------|------|----------|-----|------|----|----|------|------|
| SEASON         | CLUB              | LEAGUE | GP | W-L-O   | MINs | GA  | SO | GAA  | SV%  | GP       | W-L | MINs | GA | SO | GAA  | SV%  |
| 2008-09        | Cedar Rapids      | USHL   | 24 | 13-5-4  | 1363 | 53  | 1  | 2.33 | .910 | 1        | 0-0 | 39   | 2  | 0  | 3.09 | .778 |
| 2009-10        | Cedar Rapids      | USHL   | 44 | 26-14-2 | 2509 | 110 | 4  | 2.63 | .902 | 4        | 2-1 | 192  | 6  | 1  | 1.88 | .949 |
| 2010-11        | Union College     | ECAC   | 3  | 0-0-1   | 84   | 3   | 0  | 2.12 | .879 | -        | -   | -    | -  | -  | -    | -    |
| 2011-12        | Union College     | ECAC   | 34 | 22-6-3  | 1922 | 53  | 5  | 1.65 | .936 | -        | -   | -    | -  | -  | -    | -    |
| 2012-13        | Union College     | ECAC   | 34 | 17-10-5 | 1928 | 68  | 2  | 2.12 | .926 | -        | -   | -    | -  | -  | -    | -    |
| 2013-14        | Worcester         | AHL    | 35 | 18-14-0 | 1966 | 86  | 2  | 2.62 | .903 | -        | -   | -    | -  | -  | -    | -    |
| 2014-15        | Worcester         | AHL    | 36 | 20-13-3 | 2167 | 95  | 1  | 2.63 | .906 | 2        | 1-0 | 88   | 5  | 0  | 3.41 | .886 |
|                | San Jose          | NHL    | 2  | 1-1-0   | 118  | 3   | 1  | 1.53 | .948 | -        | -   | -    | -  | -  | -    | -    |
| 2015-16        | San Jose          | AHL    | 28 | 11-10-4 | 1574 | 83  | 0  | 3.16 | .894 | 1        | 0-0 | 4    | 0  | 0  | 0.00 | 1.00 |
| 2016-17        | San Jose          | AHL    | 49 | 30-10-7 | 2729 | 93  | 10 | 2.04 | .926 | 15       | 8-7 | 914  | 41 | 2  | 2.69 | .910 |
|                | NHL/SHARKS TOTALS |        | 2  | 1-1-0   | 118  | 3   | 1  | 1.53 | .948 | -        | -   | -    | -  | -  | -    | -    |

- 2016-17**
- Won the Baz Bastien Trophy as the **AHL's Goaltender of the Year** and was named a 2016-17 **First Team AHL All-Star**.
  - **Led** the AHL in **shutouts** (10) and ranked **T-2nd in save percentage** (.926) and **3rd in goals-against average** (2.04).
- 2015-16**
- **Started the first game** in Barracuda team history on Oct. 9 vs. Rockford.
- 2014-15**
- Became the **first Sharks goalie with a shutout in his NHL debut** on Nov. 16 at Carolina, and his **45 saves were the most by a San Jose goaltender** in a shutout in team history.
- 2013-14**
- Recorded his **first professional win** in his first professional game (Oct. 20 vs. Portland).
- 2012-13**
- Helped Union win the **ECAC Championship**, and named **Most Outstanding Player** of the 2013 ECAC Hockey Tournament, earning a spot on the **All-Tournament Team**.
  - Received **Junior Scholar-Athlete of the Year Award** at Union College.
- 2011-12**
- Became the **first Union player** to be named a **finalist** for the **Hobey Baker Award** and was named to the **ECAC First All-Star Team**.
  - Named a **First-Team AHCA All-American** and won the Ken Dryden Award as **ECAC Hockey Goaltender of the Year**.
  - **Led** all ECAC goaltenders in **goals-against average** (1.65, 2nd among all NCAA goalies), **save percentage** (.936, 3rd among all NCAA goalies) and **winning percentage** (.758).
  - Led Union College to the **best regular-season ECAC record** and helped win the **ECAC Championship** as Union reached its first Frozen Four.

JANNIK **HANSEN****36****RIGHT WING****SHOOTS:** RIGHT**HT:** 6'1"**WT:** 195**BORN:** 3/15/86 in  
Rodovre, Denmark**CAREER HIGHLIGHTS****FIRST**

**NHL GAME:** 11/1/07 vs NSH  
**NHL ASSIST:** 10/11/08 at CGY  
**NHL GOAL:** 10/16/08 at DET (Chris Osgood)

**MOST  
IN A GAME**

**POINTS** 4 1 Time 11/10/15 at CBJ  
**GOALS** 3 2 Times Last: 1/23/16 at PIT  
**ASSISTS** 3 1 Time 11/10/15 at CBJ

**MOST  
CONSECUTIVE GAMES**

**WITH A POINT** 5 12/1/11 - 12/10/11  
**WITH A GOAL** 3 3 Times, Last: 11/19/14 - 11/23/14  
**WITH AN ASSIST** 3 2 Times, Last: 10/10/15 - 10/13/15  
**PLAYED** 199 3/3/10 - 2/19/13

**+5**

**Best plus/minus**  
 11/10/15 at CBJ

**DENMARK**

He and teammate Mikkel Boedker were two of just 10 Danish-born players to play in the NHL in 2016-17, and two of 13 to ever appear in an NHL game.



# CAREER STATS

THE PLAYERS

| REGULAR SEASON |                |          |     |     |     |     |     | PLAYOFFS |   |    |     |     |
|----------------|----------------|----------|-----|-----|-----|-----|-----|----------|---|----|-----|-----|
| SEASON         | CLUB           | LEAGUE   | GP  | G   | A   | PTS | PIM | GP       | G | A  | PTS | PIM |
| 2004-05        | Rodovre        | Denmark  | 32  | 17  | 17  | 34  | 40  | 5        | 3 | 1  | 4   | 24  |
|                | Denmark        | U-20 D1  | 5   | 4   | 1   | 5   | 8   | -        | - | -  | -   | -   |
|                | Denmark        | Olympics | 3   | 0   | 1   | 1   | 4   | -        | - | -  | -   | -   |
|                | Denmark        | WC       | 4   | 0   | 0   | 0   | 2   | -        | - | -  | -   | -   |
| 2005-06        | Portland       | WHL      | 64  | 24  | 40  | 64  | 67  | 12       | 7 | 6  | 13  | 16  |
|                | Denmark        | U-20 D1  | 4   | 3   | 1   | 4   | 16  | -        | - | -  | -   | -   |
|                | Denmark        | WC       | 6   | 2   | 0   | 2   | 6   | -        | - | -  | -   | -   |
| 2006-07        | Vancouver      | NHL      | 0   | 0   | 0   | 0   | 0   | 10       | 0 | 1  | 1   | 4   |
|                | Manitoba Moose | AHL      | 72  | 12  | 22  | 34  | 38  | 6        | 0 | 0  | 0   | 2   |
| 2007-08        | Vancouver      | NHL      | 5   | 0   | 0   | 0   | 2   | -        | - | -  | -   | -   |
|                | Manitoba       | AHL      | 50  | 21  | 22  | 43  | 22  | 6        | 2 | 2  | 4   | 0   |
|                | Denmark        | WC       | 6   | 2   | 2   | 4   | 0   | -        | - | -  | -   | -   |
| 2008-09        | Vancouver      | NHL      | 55  | 6   | 15  | 21  | 37  | 2        | 0 | 0  | 0   | 0   |
|                | Manitoba       | AHL      | 2   | 1   | 0   | 1   | 2   | -        | - | -  | -   | -   |
| 2009-10        | Vancouver      | NHL      | 47  | 9   | 6   | 15  | 18  | 12       | 1 | 2  | 3   | 4   |
|                | Manitoba       | AHL      | 5   | 0   | 2   | 2   | 5   | -        | - | -  | -   | -   |
| 2010-11        | Vancouver      | NHL      | 82  | 9   | 20  | 29  | 32  | 25       | 3 | 6  | 9   | 18  |
| 2011-12        | Vancouver      | NHL      | 82  | 16  | 23  | 39  | 34  | 5        | 1 | 0  | 1   | 14  |
|                | Denmark        | WC       | 6   | 0   | 2   | 2   | 29  | -        | - | -  | -   | -   |
| 2012-13        | Tappara        | Finland  | 20  | 7   | 10  | 17  | 43  | -        | - | -  | -   | -   |
|                | Vancouver      | NHL      | 47  | 10  | 17  | 27  | 8   | 4        | 0 | 0  | 0   | 2   |
| 2013-14        | Vancouver      | NHL      | 71  | 11  | 9   | 20  | 43  | -        | - | -  | -   | -   |
|                | Denmark        | WC       | 7   | 2   | 2   | 4   | 2   | -        | - | -  | -   | -   |
| 2014-15        | Vancouver      | NHL      | 81  | 16  | 17  | 33  | 27  | 6        | 2 | 2  | 4   | 0   |
| 2015-16        | Vancouver      | NHL      | 67  | 22  | 16  | 38  | 32  | -        | - | -  | -   | -   |
|                | Denmark        | WC       | 8   | 2   | 2   | 4   | 2   | -        | - | -  | -   | -   |
| 2016-17        | Vancouver      | NHL      | 28  | 6   | 7   | 13  | 27  | -        | - | -  | -   | -   |
|                | San Jose       | NHL      | 15  | 2   | 5   | 7   | 7   | 6        | 0 | 1  | 1   | 0   |
|                | Europe         | W. Cup   | 6   | 0   | 1   | 1   | 0   | -        | - | -  | -   | -   |
| SHARKS TOTALS  |                |          | 15  | 2   | 5   | 7   | 7   | 6        | 0 | 1  | 1   | 0   |
| NHL TOTALS     |                |          | 580 | 107 | 135 | 242 | 267 | 70       | 7 | 12 | 19  | 42  |

## ACQUIRED

Selected by Vancouver in the ninth round (287th overall) in the 2004 NHL Draft. **Acquired by San Jose from Vancouver in exchange for Nikolay Goldobin and a fourth round selection (112th overall) in the 2017 NHL Draft, Feb. 28, 2017.**

**500<sup>TH</sup> NHL GAME**  
12/9/15 vs NYR

**100<sup>TH</sup> NHL ASSIST**  
2/16/15 vs MIN

**200<sup>TH</sup> NHL POINT**  
12/3/15 vs DAL

**100<sup>TH</sup> NHL GOAL**  
10/20/16 vs BUF



# JANNIK HANSEN



**2016**

*World Cup  
with Europe*



**2016**

**2013**

**2011**

*Canucks Unsung  
Hero Award*

**2014**

**2012**

**2008**

**2006**

**2005**

*World  
Championships  
with Denmark*

**2014**

*NHL Player of the  
week (Nov-1st Star)*

**2013**

*Canucks Most  
Exciting Player  
Award*

**2006**

**2005**

**2005**

*World Jr.  
Championships  
with Denmark*



- 2016-17**
  - Finished **first** amongst all Sharks forwards in **shorthanded time on ice** per game (1:48)
  - Recorded a **Gordie Howe Hat Trick** with the Sharks on March 30 vs. Edmonton.
- 2015-16**
  - Set **career highs** in goals (22) and game-winning goals (5).
  - His 18.8% shooting percentage (career high) ranked **6th in the NHL**.
- 2014-15**
  - **Led** the Canucks in **playoff goals** (2) and **points** (4) in six playoff games.
- 2013-14**
  - **Ranked T-2nd** on Denmark with two goals and four points at the World Championships and named one of the **Top-3 Players** on the team.
- 2012-13**
  - Named the **"Most Exciting Player"** and also the winner of the **Fred J. Hume award** (Canucks Unsung Hero) in a vote by the Vancouver fans.
- 2011-12**
  - Set **career highs** in points (39), assists (23) and plus/minus (+18).
- 2010-11**
  - Led the Canucks with **149 hits** during the regular season and posted three assists in five playoff games against San Jose.
- 2006-07**
  - Made his **NHL debut** during the playoffs and appeared in 10 games with Vancouver.
- 2005-06**
  - **Led** all WHL rookies in **points** (64).





# TIM HEED

**72**  
**DEFENSE**



**SHOOTS:** RIGHT

**HT:** 5'11"

**WT:** 175

**BORN:** 1/27/91 in  
Goteborg, Sweden

## CAREER HIGHLIGHTS

### SIGNED

Selected by Anaheim in the fifth round (132nd overall) of the 2010 NHL Draft. Signed by San Jose as a free agent on May 24, 2016.

### FIRST

NHL GAME: 1/11/17 at CGY





# CAREER STATS

## THE PLAYERS

| REGULAR SEASON    |                        |            |    |    |    |     |     | PLAYOFFS |   |   |     |     |
|-------------------|------------------------|------------|----|----|----|-----|-----|----------|---|---|-----|-----|
| SEASON            | CLUB                   | LEAGUE     | GP | G  | A  | PTS | PIM | GP       | G | A | PTS | PIM |
| 2007-08           | Sodertalje Elit        | Sweden Jr. | 22 | 4  | 15 | 19  | 22  | -        | - | - | -   | -   |
|                   | Sodertalje Allsvenskan | Sweden Jr. | 14 | 0  | 9  | 9   | 12  | 2        | 0 | 0 | 0   | 4   |
| 2008-09           | Sodertalje Elit        | Sweden Jr. | 11 | 6  | 8  | 14  | 6   | -        | - | - | -   | -   |
|                   | Sodertalje J-20        | Sweden Jr. | 32 | 1  | 7  | 8   | 10  | 2        | 0 | 1 | 1   | 0   |
| 2009-10           | Sodertalje J-20        | Sweden     | 27 | 1  | 9  | 10  | 2   | 10       | 0 | 4 | 4   | 0   |
| 2010-11           | Sodertalje             | Sweden     | 12 | 1  | 0  | 1   | 0   | 10       | 0 | 4 | 4   | 4   |
|                   | Vaxjo                  | Sweden Jr. | 29 | 3  | 20 | 23  | 8   | -        | - | - | -   | -   |
| 2011-12           | Malmo                  | Sweden Jr. | 47 | 4  | 26 | 30  | 10  | 6        | 1 | 2 | 3   | 0   |
| 2012-13           | Vaxjo                  | Sweden     | 10 | 0  | 0  | 0   | 2   | -        | - | - | -   | -   |
|                   | VIK HK                 | Sweden Jr. | 33 | 5  | 8  | 13  | 12  | 8        | 0 | 2 | 2   | 0   |
| 2013-14           | Skelleftea             | Sweden     | 40 | 1  | 4  | 5   | 2   | 2        | 0 | 0 | 0   | 0   |
| 2014-15           | Skelleftea             | Sweden     | 50 | 10 | 27 | 37  | 10  | 15       | 2 | 9 | 11  | 0   |
| 2015-16           | Skelleftea             | Sweden     | 52 | 8  | 15 | 23  | 2   | 16       | 3 | 6 | 9   | 4   |
| 2016-17           | San Jose               | AHL        | 55 | 14 | 42 | 56  | 12  | 15       | 3 | 7 | 10  | 6   |
|                   | San Jose               | NHL        | 1  | 0  | 0  | 0   | 0   | -        | - | - | -   | -   |
| NHL/SHARKS TOTALS |                        |            | 1  | 0  | 0  | 0   | 0   | -        | - | - | -   | -   |

- 2016-17**
  - Was named to the **AHL's Second All-Star Team** after ranking 4th amongst all AHL blueliners in points, despite playing in only 55 AHL contests.
  - Ranked **3rd** amongst all AHL defensemen in **assists** and **2nd in points per game** (1.02, min. 20 GP).
- 2015-16**
  - Ranked **11th** in **scoring** amongst league defensemen, **T-4th in goals**, and **T-12th in assists** amongst blueliners in the SHL, while his three playoff goals led all SHL blueliners.
- 2014-15**
  - Named **SHL Defenseman of the Year** after leading all SHL defensemen in goals (10) and helping lead Skelleftea to a silver medal finish.
- 2013-14**
  - Won the SHL championship** with Skelleftea and was teammates with fellow Shark Melker Karlsson.
- 2011-12**
  - Posted the **most assists** by any league defenseman
- 2010-11**
  - Posted the **most assists** by a junior player in the league
- 2009-10**
  - Recorded the most helpers of any defenseman in the league.

TOMAS **HERTL****48**  
CENTER**SHOOTS:** LEFT**HT:** 6'2"**WT:** 215**BORN:** 11/12/93 in  
Prague, Czech Republic

@TomasHertl48

## CAREER HIGHLIGHTS

**FIRST**NHL GAME: 10/3/13 vs VAN  
NHL ASSIST: 10/3/13 vs VAN  
NHL GOAL: 10/5/13 vs PHX (Mike Smith)**MOST**  
IN A GAMEPOINTS **4** 1 Time Last: 10/8/13 vs NYR  
GOALS **4** 1 Time Last: 10/8/13 vs NYR  
ASSISTS **3** 1 Time Last: 3/19/16 vs NYR**MOST**  
CONSECUTIVE GAMESWITH A POINT **5** 3/12/16 - 3/20/16  
WITH A GOAL **2** 6 Times, Last: 2/25/17 - 2/28/17  
WITH AN ASSIST **3** 11/5/13 - 11/10/13  
PLAYED **113** 4/11/14 - 12/12/15**+4**Best plus/minus  
1/9/16 vs TOR**17<sup>TH</sup>** OVERALL  
DRAFT PICK

Selected by San Jose in the 2012 NHL Entry Draft (1st round, 17th overall).



## CAREER STATS

| REGULAR SEASON    |                |            |     |    |    |     | PLAYOFFS |    |   |    |     |     |
|-------------------|----------------|------------|-----|----|----|-----|----------|----|---|----|-----|-----|
| SEASON            | CLUB           | LEAGUE     | GP  | G  | A  | PTS | PIM      | GP | G | A  | PTS | PIM |
| 2010-11           | Slavia Praha   | Czech      | 1   | 0  | 0  | 0   | 0        | -  | - | -  | -   | -   |
|                   | Slavia Praha   | Czech U-20 | 33  | 14 | 27 | 41  | 49       | 4  | 4 | 2  | 6   | 0   |
|                   | Czech Republic | U-18       | 6   | 1  | 0  | 1   | 12       | -  | - | -  | -   | -   |
| 2011-12           | Slavia Praha   | Czech      | 38  | 12 | 13 | 25  | 22       | 12 | 3 | 0  | 3   | 6   |
|                   | Slavia Praha   | Czech U-20 | -   | -  | -  | -   | -        | 3  | 2 | 0  | 2   | 2   |
|                   | Czech Republic | U-20       | 6   | 3  | 2  | 5   | 0        | -  | - | -  | -   | -   |
| 2012-13           | Slavia Praha   | Czech      | 43  | 18 | 12 | 30  | 16       | 11 | 3 | 5  | 8   | 0   |
|                   | Czech Republic | U-20       | 6   | 2  | 3  | 5   | 10       | -  | - | -  | -   | -   |
|                   | Czech Republic | WC         | 8   | 0  | 0  | 0   | 0        | -  | - | -  | -   | -   |
| 2013-14           | San Jose       | NHL        | 37  | 15 | 10 | 25  | 4        | 7  | 2 | 3  | 5   | 2   |
|                   | Czech Republic | WC         | 9   | 3  | 3  | 6   | 4        | -  | - | -  | -   | -   |
| 2014-15           | San Jose       | NHL        | 82  | 13 | 18 | 31  | 16       | -  | - | -  | -   | -   |
|                   | Worcester      | AHL        | 2   | 0  | 2  | 2   | 0        | -  | - | -  | -   | -   |
|                   | Czech Republic | WC         | 8   | 1  | 2  | 3   | 2        | -  | - | -  | -   | -   |
| 2015-16           | San Jose       | NHL        | 81  | 21 | 25 | 46  | 26       | 20 | 6 | 5  | 11  | 4   |
| 2016-17           | San Jose       | NHL        | 49  | 10 | 12 | 22  | 14       | 6  | 0 | 2  | 2   | 2   |
| NHL/SHARKS TOTALS |                |            | 249 | 59 | 65 | 124 | 60       | 33 | 8 | 10 | 18  | 8   |

**200<sup>TH</sup> NHL GAME**  
4/9/16 vs ARI

**100<sup>TH</sup> NHL POINT**  
4/2/16 at NSH

## TEENAGE MUTANT NINJA HERTL

At 19 years, 330 days old, Hertl became the fourth-youngest player in NHL history to score four times in a game, and the youngest since Jimmy Carson, at age 19 years, 254 days, did it for the Los Angeles Kings against the Calgary Flames on March 30, 1988.



**2016**  
World Cup  
with Czech Republic  
(DNP)



**2013-14**  
Sharks "Rookie  
of the Year"

**2015  
2014  
2013**  
World Championships  
with Czech Republic

**2013**  
NHL Player of  
the Week  
(Oct. '13 - 1st Star)

**2013  
2012**  
World Jr. Championships  
with Czech Republic

**2013**  
NHL Rookie  
of the Month  
Oct. 2013



## TOMAS HERTL

- 2016-17** • Ranked **3rd** on the Sharks in **faceoff percentage** (51.7%).
- 2015-16** • Led the team in **faceoff percentage** (56.0%).
  - **Set career highs** in goals, assists, points and plus/minus (+16).
  - Named to the Czech Republic's **2016 World Cup** of Hockey Team.
  - Ranked **2nd in the NHL** in plus/minus (+22) from Jan. 9 thru the remainder of the season, trailing only Sidney Crosby (+23).
- 2014-15** • **Played all 82 games** and ranked **T-2nd** on the team in game-winning goals (4).
  - Represented the Czech Republic at the **World Championships**.
- 2013-14** • Finished **8th amongst NHL rookies** in goals despite missing 45 games due to injury.
  - Named NHL **Rookie of the Month for October**.
  - Became the first NHL player to score **seven goals in his first five games** since Edmonton Oilers' Blair McDonald (1979-80), and the only Sharks player to score six goals in his first three games.
- 2012-13** • Represented the Czech Republic at the **World Championships, Karjala Cup and World Jr. Championships**.
- 2011-12** • Was named the Czech league's **Rookie of the Year** after posting 25 points in 38 games, the highest point total for a junior player since Jiri Hudler nine seasons prior.



## THE PLAYERS





## MARTIN JONES

**31**  
**GOAL**  
**TENDER**

**CATCHES:** LEFT**HT:** 6'4"**WT:** 190**BORN:** 1/10/90 in  
North Vancouver,  
British Columbia

## CAREER HIGHLIGHTS

**FIRST**

NHL GAME: 12/3/13 at ANA  
NHL WIN: 12/3/13 at ANA  
NHL SHUTOUT: 12/7/13 vs NYI

**MOST**  
IN A GAME

SHOTS FACED **48** 3/7/16 at CGY  
SAVES **47** 3/7/16 at CGY  
GOALS ALLOWED **7** 3/25/17 at NSH

**MOST**  
CONSECUTIVE GAMES

WITH A WIN **8** 12/3/13 - 12/21/13  
WITHOUT A REGULATION LOSS **8**  
2 Times, Last: 1/9/16 - 1/26/16  
AS A STARTER **11** 10/20/16 - 11/12/16

**15**

Career Shutouts  
Last: 11/21/16

**234:33**

**LONGEST**  
SHUTOUT STREAK

10/7/15 - 10/16/15

**100<sup>TH</sup> NHL GAME**  
10/12/16 vs LAK



## CAREER STATS

| REGULAR SEASON |               |        |     |          |      |     |    |      |      | PLAYOFFS |       |      |    |    |      |       |
|----------------|---------------|--------|-----|----------|------|-----|----|------|------|----------|-------|------|----|----|------|-------|
| SEASON         | CLUB          | LEAGUE | GP  | W-L-O    | MINs | GA  | SO | GAA  | SV%  | GP       | W-L-O | MINs | GA | SO | GAA  | SV%   |
| 2006-07        | Calgary       | WHL    | 18  | 9-4-3    | 1029 | 52  | 0  | 3.03 | .884 | -        | -     | -    | -  | -  | -    | -     |
| 2007-08        | Calgary       | WHL    | 27  | 18-8-1   | 1529 | 54  | 1  | 2.12 | .911 | 5        | 2-1   | 250  | 12 | 2  | 2.88 | .879  |
| 2008-09        | Calgary       | WHL    | 55  | 45-5-4   | 3295 | 114 | 7  | 2.08 | .915 | 18       | 14-4  | 1095 | 34 | 2  | 1.86 | .921  |
| 2009-10        | Calgary       | WHL    | 48  | 36-11-1  | 2851 | 105 | 8  | 2.21 | .919 | 23       | 16-7  | 1401 | 55 | 2  | 2.36 | .915  |
|                | Canada        | U-20   | 2   | 1-1-0    | 78   | 3   | 0  | 2.30 | .917 | -        | -     | -    | -  | -  | -    | -     |
| 2010-11        | Ontario       | ECHL   | 1   | 1-0-0    | 64   | 4   | 0  | 3.76 | .867 | -        | -     | -    | -  | -  | -    | -     |
| 2010-11        | Manchester    | AHL    | 39  | 23-12-1  | 2187 | 82  | 4  | 2.25 | .924 | 4        | -     | -    | -  | -  | -    | -     |
| 2011-12        | Manchester    | AHL    | 41  | 18-17-2  | 2166 | 94  | 1  | 2.60 | .919 | 3        | -     | -    | -  | -  | -    | -     |
| 2012-13        | Manchester    | AHL    | 56  | 27-25-4  | 3347 | 141 | 5  | 2.53 | .919 | 4        | -     | -    | -  | -  | -    | -     |
| 2013-14        | Los Angeles   | NHL    | 19  | 12-6-0   | 1095 | 33  | 4  | 1.81 | .934 | 2        | 0-0   | 56   | 0  | 0  | 0.00 | 1.000 |
| 2013-14        | Manchester    | AHL    | 22  | 16-3-3   | 1351 | 48  | 2  | 2.13 | .928 | -        | -     | -    | -  | -  | -    | -     |
| 2014-15        | Los Angeles   | NHL    | 15  | 4-5-2    | 775  | 29  | 3  | 2.25 | .906 | -        | -     | -    | -  | -  | -    | -     |
|                | Canada        | WC     | 2   | 2-0-0    | 120  | 3   | 1  | 1.50 | .921 | -        | -     | -    | -  | -  | -    | -     |
| 2015-16        | San Jose      | NHL    | 65  | 37-23-4  | 3786 | 143 | 6  | 2.27 | .918 | 24       | 14-10 | 1473 | 53 | 3  | 2.16 | .923  |
| 2016-17        | San Jose      | NHL    | 65  | 35-23-6  | 3801 | 152 | 2  | 2.40 | .912 | 6        | 2-4   | 378  | 11 | 1  | 1.75 | .935  |
|                | SHARKS TOTALS |        | 130 | 72-46-10 | 7586 | 295 | 8  | 2.33 | .915 | 30       | 16-14 | 1850 | 64 | 4  | 2.08 | .925  |
|                | NHL TOTALS    |        | 164 | 88-57-12 | 9457 | 357 | 15 | 2.27 | .916 | 32       | 16-14 | 1907 | 64 | 4  | 2.01 | .925  |

## SIGNED

Signed by Los Angeles as a free agent on Oct. 2, 2008. Acquired by Boston along with Colin Miller and a first round selection (13th overall) in the 2015 NHL Draft in exchange for Milan Lucic. Acquired by San Jose from Boston in exchange for a first round selection (29th overall) in the 2016 NHL Draft and Sean Kuraly.

## 2ND

Has played in the second-most games (130) and has recorded the second-most wins (72, tied) in the NHL since joining the Sharks in 2015.



2017

All-Star Team



2015

World Championships with Canada (Gold Medal)



2016-17

Sharks Three Stars of the Year Award



2013-14

Stanley Cup Champion



2016

Sharks Player of the Month  
Nov. 2016  
Feb. 20162016  
2013NHL Player of the Week  
(Dec. 2016 - 3rd Star)  
(Nov. 2013 - 1st Star)  
(Dec. 2013 - 2nd Star)

2013

NHL Rookie of the Month  
Dec. 2013





## MARTIN JONES

- 2016-17**
  - Ranked **7th** in the NHL in wins (35).
  - Finished **6th** in Vezina Trophy voting as the League's best goaltender.
- 2015-16**
  - Became the first Sharks goaltender to post **back-to-back shutouts** in the playoffs (Game 3 and 4 of the Western Conference Final).
  - **T-7th** in the NHL in Vezina Trophy voting and **9th in voting** for the NHL **Postseason All-Star Team**.
  - Finished the regular season ranked **3rd in the NHL in wins** and **T-2nd** in shutouts, the fourth-highest win total in Sharks history (tied).
  - Set a Sharks **franchise record for saves in a regulation playoff game**, stopping 44 in Game 6 of the Stanley Cup Final. His 44 saves are the most in NHL history in a regulation win when facing elimination in the Stanley Cup Final since expansion in 1968.
  - Set a Sharks **franchise record for longest shutout streak**, going 234:33 without allowing a goal from Oct. 7, 2015 vs. Los Angeles (1st period) thru Oct. 16, 2015 at New Jersey (3rd period).
  - Became the first goaltender in the NHL's expansion era (since 1967-68) to register **multiple 40-plus save victories within one Stanley Cup Final**.
- 2014-15**
  - **Four of his five regulation losses** came when Los Angeles was playing the second half of back-to-backs.
  - With his shutout on Jan. 12 vs. Toronto, became the **fastest** goaltender (29 games) in modern day NHL history (1967-68) to record **seven shutouts** (previously Steve Mason, 32 games) and the fastest since Frank Brimsek earned his seventh in his 22nd game with the Bruins in January 1939.
- 2013-14**
  - Selected as the **Kings Best Newcomer** (Mark Bavis Memorial Award).
  - Selected as NHL **Co-Rookie of the Month** for December.
  - Went **8-0-0 with a 0.98 GAA, .966 SV%** and three shutouts in his first eight NHL games (tied NHL record for consecutive winning games to start a career).
  - First goaltender in NHL history to allow an average of **less than one goal per game** in his first eight games of his career.
  - First goaltender to allow **two or fewer goals** in each of his first eight games since Frank Brimsek in 1938-39.
  - Became the third goaltender in NHL history to record **three shutouts** in his first six starts.
  - Became the second Kings rookie goaltender to record **back-to-back shutouts**.
  - His **nine shootout stops** most by a goaltender making his NHL debut, while his nine shootout stops without allowing a goal set a Kings record.
  - Named **2014 AHL All-Star**.
- 2012-13**
  - **AHL rankings** were the following: 4th in wins, T-6th in shutouts, 2nd in minutes and 2nd in saves.
- 2011-12**
  - Played in **four straight overtime/shootout games** Nov. 27-Dec. 11, 2011 (won three of the four).
- 2010-11**
  - **AHL rankings** among rookies were the following: 2nd in GAA, T-3rd in SV%, T-4th in wins and T-4th in shutouts.
  - Named to 2011 **AHL All-Star Team**, and named AHL Rookie of the Month in December.



2009-10

- **Led the WHL** in goal-against average, T-4th in save percentage, 2nd in wins and 1st in shutouts.
- Helped Calgary win the **WHL Championship**, winning the league's **Del Wilson Trophy** as top goaltender, and was named the WHL **Playoff MVP**.
- Was named the winner of the **Hap Emms Memorial Trophy** as the Memorial Cup's best goaltender, and was named to the tournament's **All-Star Team**.
- Named to the WHL (East) **All-Star Team**, as well as to the CHL **Second All-Star Team**.

2008-09

- **Led the league in wins** and ranked 3rd in the WHL in GAA, T-3rd in SV%, T-1st in shutouts.
- A three-time CHL **Goaltender of the Week**, he was also named to the WHL (East) **Second All-Star Team**.



MELKER **KARLSSON****68**  
CENTER**SHOOTS:** RIGHT**HT:** 6'0"**WT:** 180**BORN:** 7/18/90 in  
Lycksele, Sweden

## CAREER HIGHLIGHTS

**FIRST**NHL GAME: 12/9/14 vs EDM  
NHL ASSIST: 12/9/14 vs EDM  
NHL GOAL: 12/22/14 at ANA  
(Frederik Andersen)**MOST**  
IN A GAMEPOINTS **3** 1 Time Last: 2/18/17 at ARI  
GOALS **1** 34 Times Last: 3/31/17 at CGY  
ASSISTS **2** 2 Times Last: 2/18/17 at ARI**MOST**  
CONSECUTIVE GAMESWITH A POINT **5** Last: 1/3/15 - 1/10/15  
WITH A GOAL **5** Last: 1/3/15 - 1/10/15  
WITH AN ASSIST **2** 4 Times, Last: 12/10/16 - 12/13/16  
PLAYED **53** 12/9/14 - 4/11/15**+3**Best plus/minus, 2 Times  
Last: 2/18/17 at ARI**100<sup>TH</sup> NHL GAME**  
2/29/16 vs MTL**2014-15**Sharks Rookie  
of the Year**SIGNED**Signed by San Jose as a free  
agent on May 30, 2014.**SHORTY**Became the second Shark in franchise history  
(Cheechoo, 2005) to score a shorthanded penalty shot  
(came on his first career penalty shot) on Jan. 24, 2017  
at Winnipeg.



## CAREER STATS

| REGULAR SEASON    |                |                  |     |    |    |     |     | PLAYOFFS |   |   |     |     |
|-------------------|----------------|------------------|-----|----|----|-----|-----|----------|---|---|-----|-----|
| SEASON            | CLUB           | LEAGUE           | GP  | G  | A  | PTS | PIM | GP       | G | A | PTS | PIM |
| 2005-06           | Lycksele SK    | Sweden Jr.       | 9   | 1  | 2  | 3   | 0   | -        | - | - | -   | -   |
| 2006-07           | Skelleftea J18 | Sweden Jr.       | 14  | 5  | 4  | 9   | 20  | -        | - | - | -   | -   |
| 2007-08           | Skelleftea J18 | Sweden Jr.       | 16  | 10 | 8  | 18  | 4   | -        | - | - | -   | -   |
|                   | Skelleftea J18 | Sweden Jr.       | 14  | 11 | 5  | 16  | 16  | -        | - | - | -   | -   |
|                   | Skelleftea J20 | Sweden Jr.       | 9   | 4  | 2  | 6   | 0   | 2        | 1 | 0 | 1   | 0   |
| 2008-09           | Skelleftea J20 | Sweden Jr.       | 34  | 10 | 14 | 24  | 58  | 6        | 1 | 3 | 4   | 2   |
|                   | Skelleftea     | Sweden           | 4   | 0  | 0  | 0   | 0   | 1        | 0 | 0 | 0   | 0   |
| 2009-10           | Skelleftea J20 | Sweden Jr.       | 27  | 14 | 21 | 35  | 10  | 2        | 1 | 1 | 2   | 0   |
|                   | Skelleftea     | Sweden           | 36  | 2  | 0  | 2   | 8   | 8        | 0 | 2 | 2   | 0   |
| 2010-11           | Skelleftea J20 | Sweden Jr.       | 5   | 3  | 1  | 4   | 0   | -        | - | - | -   | -   |
|                   | Skelleftea     | Sweden           | 40  | 4  | 2  | 6   | 2   | 16       | 1 | 3 | 4   | 2   |
|                   | Orebro         | Sweden Jr.       | 10  | 2  | 4  | 6   | 12  | -        | - | - | -   | -   |
| 2011-12           | Skelleftea     | Sweden           | 44  | 3  | 2  | 5   | 8   | 19       | 2 | 2 | 4   | 4   |
| 2012-13           | Skelleftea     | Sweden           | 44  | 13 | 15 | 28  | 14  | 13       | 2 | 8 | 10  | 10  |
|                   | Sweden         | Euro Hockey Tour | 0   | 0  | 0  | 0   | 0   | -        | - | - | -   | -   |
| 2013-14           | Skelleftea     | Sweden           | 48  | 9  | 16 | 25  | 14  | 14       | 4 | 8 | 12  | 12  |
| 2014-15           | San Jose       | NHL              | 53  | 13 | 11 | 24  | 20  | -        | - | - | -   | -   |
|                   | Worcester      | AHL              | 20  | 5  | 5  | 10  | 6   | -        | - | - | -   | -   |
| 2015-16           | San Jose       | NHL              | 65  | 10 | 9  | 19  | 16  | 24       | 5 | 3 | 8   | 10  |
| 2016-17           | San Jose       | AHL              | 4   | 0  | 2  | 2   | 0   | -        | - | - | -   | -   |
|                   | San Jose       | NHL              | 67  | 11 | 11 | 22  | 22  | 6        | 1 | 0 | 1   | 6   |
| NHL/SHARKS TOTALS |                |                  | 185 | 34 | 31 | 65  | 58  | 30       | 6 | 3 | 9   | 16  |

- 2016-17**
  - Ranked **3rd** amongst Sharks forwards in **shorthanded time on ice per game** (1:34), and ranked T-5th on the team in overall goals (11).
- 2015-16**
  - Scored the **game-winning goal** in Game 5 of the **Stanley Cup Final** in Pittsburgh, helping San Jose earn its first-ever road win in the Stanley Cup Final.
  - Posted career highs** in games played and plus/minus (+5).
- 2014-15**
  - Finished the season ranked **7th** amongst all NHL rookies in **goals** and **T-15th** in points, while being named **"Sharks Rookie of the Year."**
  - Tied a franchise-best rookie **five-game goal scoring streak** (5g, 1a) from Jan. 3 vs. St. Louis to Jan. 10 at NY Rangers.
  - Became the **28th** player in Sharks franchise history to register his **first career point in his first NHL game.**
- 2013-14**
  - Helped Skelleftea AIK finish with the **best regular-season record** in the league (111 points) for the second straight season, while the team also won its second consecutive **SHL Championship.**
- 2012-13**
  - Posted career highs** in points, goals and plus/minus (+20) as Skelleftea finished with the best regular-season record in the SHL.
  - Ranked **T-9th** in the league in playoff points as Skelleftea won the **SHL Championship.**
- 2011-12**
  - Spent the season exclusively in the SHL and helped Skelleftea reach the **SHL Final.**
- 2010-11**
  - Split time** between the SHL (Skelleftea) and the Swedish Jr. leagues (Skelleftea J20/Orebro), helping Skelleftea reach the **SHL Final.**
- 2009-10**
  - Finished **2nd** on Skelleftea J20 in points and **T-2nd** in goals and helped the junior club finish atop the regular season standings.
- 2008-09**
  - Ranked **2nd** on Skelleftea J20 in points and **3rd** in goals.



## KEVIN LABANC

62

RIGHT WING

SHOOTS: RIGHT

HT: 5'11"

WT: 185

BORN: 12/12/95 in  
Brooklyn, New York

@Str8ToTheBanc

## CAREER HIGHLIGHTS

## FIRST

NHL GAME: 11/8/16 at WSH  
 NHL ASSIST: 11/25/16 at NYI  
 NHL GOAL: 11/17/16 at STL (Jake Allen)

MOST  
IN A GAME

POINTS **2** 2 Times Last: 2/12/17 at NJD  
 GOALS **2** 1 Time Last: 12/23/16 vs EDM  
 ASSISTS **2** 1 Time Last: 2/12/17 at NJD

MOST  
CONSECUTIVE GAMES

WITH A POINT **4** 12/30/16 - 1/5/17  
 WITH AN ASSIST **3** 2/11/17 - 2/15/17  
 WITH A GOAL **2** 12/9/16 - 12/10/16  
 PLAYED **34** 11/23/16 - 2/4/17

+2

Best plus/minus; 3 times  
 Last: 2/15/17 vs FLA

## HISTORY

Made his NHL debut in  
 Washington, D.C. on Election  
 Night (Nov. 8, 2016).

## NY NATIVE

Was born in Brooklyn  
 but raised in Staten  
 Island, New York.

STAR  
ROOKIE

Sharks 2016-17  
 Rookie of the Year



## CAREER STATS

| SEASON            | CLUB              | REGULAR SEASON |    |    |    |     |     | PLAYOFFS |   |    |     |
|-------------------|-------------------|----------------|----|----|----|-----|-----|----------|---|----|-----|
|                   |                   | LEAGUE         | GP | G  | A  | PTS | PIM | GP       | G | A  | PTS |
| 2011-12           | USNTDP Juniors    | USHL           | 33 | 3  | 8  | 11  | 10  | 2        | 0 | 0  | 0   |
|                   | U.S. National U17 | USDP           | 52 | 5  | 17 | 22  | 24  | -        | - | -  | -   |
|                   | USA               | WHC-17         | 5  | 0  | 0  | 0   | 4   | -        | - | -  | -   |
| 2012-13           | USNTDP Juniors    | USHL           | 26 | 3  | 6  | 9   | 8   | -        | - | -  | -   |
|                   | U.S. National U17 | USDP           | 5  | 0  | 2  | 2   | 2   | -        | - | -  | -   |
|                   | U.S. National U18 | USDP           | 62 | 9  | 12 | 21  | 28  | -        | - | -  | -   |
| 2013-14           | USA               | U-18           | 7  | 1  | 0  | 1   | 0   | -        | - | -  | -   |
|                   | Barrie            | OHL            | 65 | 11 | 24 | 35  | 30  | 11       | 3 | 4  | 7   |
|                   | Barrie            | OHL            | 68 | 31 | 76 | 107 | 55  | 9        | 2 | 4  | 6   |
| 2015-16           | Barrie            | OHL            | 65 | 39 | 88 | 127 | 70  | 15       | 6 | 20 | 26  |
|                   | San Jose          | AHL            | 0  | 0  | 0  | 0   | 0   | 1        | 0 | 0  | 0   |
| 2016-17           | San Jose          | NHL            | 55 | 8  | 12 | 20  | 22  | -        | - | -  | -   |
|                   | San Jose          | AHL            | 19 | 6  | 13 | 19  | 24  | 15       | 3 | 4  | 7   |
| NHL/SHARKS TOTALS |                   |                | 55 | 8  | 12 | 20  | 22  | -        | - | -  | -   |

171<sup>ST</sup> OVERALL  
DRAFT PICK

Selected by San Jose in the 2014 NHL Draft (6th round, 171st overall).

- 2016-17** • Led all Sharks rookies in **goals, assists and points** and ranked **5th** overall on San Jose in plus/minus (+9).
- 2015-16** • Won the **OHL Eddie Powers Memorial Trophy award** (top scorer) with 127 points (39 goals, 88 assists) in 65 games with Barrie (OHL).  
• Won the **OHL Jim Mahon Memorial Trophy award** (top scoring right winger).  
• Was named "**Best Playmaker**" and "**Best Penalty Killer**" in the OHL coaches poll.  
• Finished with the **2nd-most points** in the entire CHL (Conor Garland had one more point).
- 2014-15** • Led Barrie and ranked **T-3rd** in the OHL in **assists**, and ranked **2nd** on his team and **6th** in the OHL in points.
- 2013-14** • Played in all 11 postseason games, ranking **T-3rd** on the team in **goals** (3) and **T-5th** in **points** (7).
- 2012-13** • Helped Team USA earn a **silver medal** in the U18 WJC, registering one goal in seven games.
- 2011-12** • Played five games in the U17 World Hockey Challenge, earning a **silver medal** with Team USA.





## PAUL MARTIN

7

DEFENSE



SHOOTS: LEFT

HT: 6'1"

WT: 200

BORN: 3/5/81 in  
Minneapolis, Minnesota

## CAREER HIGHLIGHTS

## FIRST

NHL GAME: 10/8/03 at BOS  
 NHL ASSIST: 11/26/03 at ANA  
 NHL GOAL: 10/18/03 vs TBL  
 (Nikolai Khabibulin)

MOST  
IN A GAME

POINTS 3 4 Times Last: 2/20/13 vs PHI  
 GOALS 2 2 Times Last: 12/4/10 at CBJ  
 ASSISTS 3 3 Times Last: 2/20/13 vs PHI

MOST  
CONSECUTIVE GAMES

WITH A POINT 5 12/26/05 - 1/3/06  
 WITH A GOAL 2 2/24/13 - 2/26/13  
 WITH AN ASSIST 5 12/26/05 - 1/3/06  
 PLAYED 177 10/18/05 - 11/14/07

+4

Best plus/minus, 4 times  
 Last: 3/25/12 vs NJD

800<sup>TH</sup> NHL GAME 12/2/16 vs MTL 200<sup>TH</sup> NHL ASSIST 4/27/13 vs CAR 300<sup>TH</sup> NHL POINT 12/7/16 vs OTT





## CAREER STATS

| REGULAR SEASON |                   |          |     |    |     |     |     | PLAYOFFS |   |    |     |     |  |
|----------------|-------------------|----------|-----|----|-----|-----|-----|----------|---|----|-----|-----|--|
| SEASON         | CLUB              | LEAGUE   | GP  | G  | A   | PTS | PIM | GP       | G | A  | PTS | PIM |  |
| 2000-01        | U. of Minnesota   | WCHA     | 38  | 3  | 17  | 20  | 8   | -        | - | -  | -   | -   |  |
|                | USA               | U-20     | 7   | 0  | 4   | 4   | 0   |          |   |    |     |     |  |
| 2001-02        | U. of Minnesota   | WCHA     | 44  | 8  | 30  | 38  | 22  | -        | - | -  | -   | -   |  |
| 2002-03        | U. of Minnesota   | WCHA     | 45  | 9  | 30  | 39  | 32  | -        | - | -  | -   | -   |  |
| 2003-04        | New Jersey        | NHL      | 70  | 6  | 18  | 24  | 4   | 5        | 1 | 1  | 2   | 4   |  |
|                | USA               | W. Cup   | 3   | 0  | 1   | 1   | 0   | -        | - | -  | -   | -   |  |
| 2004-05        | Fribourg-Gotteron | Switz.   | 11  | 3  | 4   | 7   | 2   | -        | - | -  | -   | -   |  |
|                | USA               | WC       | 7   | 0  | 0   | 0   | 2   | -        | - | -  | -   | -   |  |
| 2005-06        | New Jersey        | NHL      | 80  | 5  | 32  | 37  | 32  | 9        | 0 | 3  | 3   | 4   |  |
| 2006-07        | New Jersey        | NHL      | 82  | 3  | 23  | 26  | 18  | 11       | 0 | 4  | 4   | 6   |  |
| 2007-08        | New Jersey        | NHL      | 73  | 5  | 27  | 32  | 22  | 5        | 1 | 2  | 3   | 2   |  |
|                | USA               | WC       | 7   | 1  | 7   | 8   | 0   | -        | - | -  | -   | -   |  |
| 2008-09        | New Jersey        | NHL      | 73  | 5  | 28  | 33  | 36  | 7        | 0 | 4  | 4   | 2   |  |
| 2009-10        | New Jersey        | NHL      | 22  | 2  | 9   | 11  | 2   | 5        | 0 | 0  | 0   | 0   |  |
| 2010-11        | Pittsburgh        | NHL      | 77  | 3  | 21  | 24  | 16  | 7        | 0 | 2  | 2   | 2   |  |
| 2011-12        | Pittsburgh        | NHL      | 73  | 2  | 25  | 27  | 18  | 3        | 1 | 0  | 1   | 0   |  |
| 2012-13        | Pittsburgh        | NHL      | 34  | 6  | 17  | 23  | 16  | 15       | 2 | 9  | 11  | 4   |  |
| 2013-14        | Pittsburgh        | NHL      | 39  | 3  | 12  | 15  | 10  | 13       | 0 | 8  | 8   | 6   |  |
|                | USA               | Olympics | 4   | 0  | 0   | 0   | 0   | -        | - | -  | -   | -   |  |
| 2014-15        | Pittsburgh        | NHL      | 74  | 3  | 17  | 20  | 20  | 5        | 0 | 2  | 2   | 2   |  |
| 2015-16        | San Jose          | NHL      | 78  | 3  | 17  | 20  | 22  | 24       | 0 | 5  | 5   | 8   |  |
| 2016-17        | San Jose          |          | 81  | 4  | 22  | 26  | 20  | 6        | 1 | 0  | 1   | 4   |  |
| SHARKS TOTALS  |                   |          | 159 | 7  | 39  | 46  | 42  | 30       | 1 | 5  | 6   | 12  |  |
| NHL TOTALS     |                   |          | 856 | 50 | 268 | 318 | 236 | 115      | 6 | 40 | 46  | 42  |  |

62<sup>ND</sup> OVERALL DRAFT PICK

Selected by New Jersey in the second round (62nd overall) of the 2000 NHL Draft. Signed by Pittsburgh as a free agent on July 1, 2010. Signed by San Jose as a free agent July 1, 2015.

## PENALTY KILLERS

During Martin's five-year stint in Pittsburgh, the team led the NHL in penalty killing percentage (85.1%), compared to ranking 22nd overall (81.4%) in the five years prior to Martin's arrival.

4<sup>TH</sup> & 6<sup>TH</sup>

Since 2003-04 (his rookie season), Martin ranks 4th in games played (856) and 6th in points (318) in the NHL amongst U.S.-born defensemen.

## BACK TO BACK CHAMPS

Won consecutive NCAA Championships in 2002 and 2003, as well as the 2003 WCHA Playoff Championship while at the University of Minnesota.

## MR. HOCKEY

During his high school days, Martin played quarterback for Elk River's football team and also won the state of Minnesota's prestigious "Mr. Hockey" award in 2000 as the most outstanding high school player in the state while playing for Elk River.

2008  
2005World Championships  
with USA

2004

World Cup  
with USA2014  
2010  
2006Olympics with USA  
2010 - DNP  
2006 - DNP

2001

World Jr. Championship  
with USA



## PAUL MARTIN

- 2016-17**
  - Finished **3rd** amongst all Sharks defensemen in **points** and **3rd** among all Sharks skaters in **shorthanded time on ice per game** (1:51).
  - Recorded his **highest point total** since 2011-12 and **played in his most games** in a single season since 2006-07.
- 2015-16**
  - Finished ranked **3rd** on San Jose in average **ice time** per game (20:43).
  - Appeared in his **first career Stanley Cup Final** against his former team.
- 2014-15**
  - Ranked **2nd** amongst Pittsburgh blueliners in points and assists, **T-2nd** in goals, and his **plus-17** led all Penguins skaters.
  - Skated an average of **22:47** per game, which ranked 2nd on the team, and his **139 blocked shots** led all Pittsburgh players.
  - In his five seasons in Pittsburgh, only Kris Letang (24:46) skated more minutes per game than Martin (**23:30**), and Martin ranked **2nd** amongst all Pittsburgh defensemen in points (109) during that span.
- 2013-14**
  - Posted a **plus-2** rating in four games for **Team USA** at the 2014 Winter Olympics.
  - Became the first Pittsburgh player since Paul Coffey in 1989 to register **four straight multiple-assist playoff games** (April 16-23).
- 2012-13**
  - Was named Pittsburgh's **Defensive Player of the Year** and was on pace to set career highs across the board in the lockout-shortened season.
- 2011-12**
  - Ranked **2nd** on the team in **ice time** per game (23:00) and ranked **3rd** in blocked shots (117).
- 2010-11**
  - Became the **second** defenseman in Penguins history to score **two unassisted goals in a game** on Dec. 4 at Columbus.
- 2009-10**
  - Ranked **2nd** on team with 22:30 minutes per game, and his **plus-10** rating was best among Devils' blueliners.
- 2008-09**
  - Among Devils' defensemen, was **1st in assists/points**, **2nd in goals** and **T-2nd at plus-21**.
- 2007-08**
  - Represented the United States at **World Championships** and led all U.S. defensemen in points.
- 2004-05**
  - Was late addition to United States roster for **2004 World Cup of Hockey** after playing with Fribourg in Switzerland.
- 2005-04**
  - Became the **first Devils' rookie** ever to post a regular season **OT goal**.
  - Returned to his home state of Minnesota to participate in **2004 NHL YoungStars Game** at St. Paul.



## THE PLAYERS





## TIMO MEIER

28

RIGHT WING

SHOOTS: LEFT

HT: 6'0"

WT: 210

BORN: 10/8/96 in  
Herisau, Switzerland

@MeierTimo

## CAREER HIGHLIGHTS

## FIRST

NHL GAME: 12/16/16 at MTL  
 NHL ASSIST: 1/7/17 vs DET  
 NHL GOAL: 12/16/16 at MTL (Carey Price)

MOST  
IN A GAME

POINTS 2 1 Time Last: 1/16/17 vs WPG  
 GOALS 1 3 Times Last: 2/9/17 at BOS  
 ASSISTS 1 3 Times Last: 3/25/17 at NSH

MOST  
CONSECUTIVE GAMES

PLAYED 15 12/16/16 - 1/18/17

+2

Best plus/minus; 1 time  
 Last: 1/16/17 vs WPG

STANDOUT  
SWISS

Is the third-highest drafted  
 Swiss-born player in NHL history  
 (Hischier, Niederreiter).

2016  
2015

World Jr. Championship  
 with Switzerland



## CAREER STATS

| REGULAR SEASON |                   |           |    |    |    |     |     | PLAYOFFS |    |    |     |     |
|----------------|-------------------|-----------|----|----|----|-----|-----|----------|----|----|-----|-----|
| SEASON         | CLUB              | LEAGUE    | GP | G  | A  | PTS | PIM | GP       | G  | A  | PTS | PIM |
| 2012-13        | Rapperswil        | Swiss Jr. | 10 | 11 | 17 | 28  | 2   | 6        | 1  | 2  | 3   | 0   |
|                | Rapperswil        | Swiss Jr. | 33 | 13 | 17 | 30  | 56  | -        | 3  | 5  | 8   | 2   |
|                | Switzerland       | U-18      | 2  | 0  | 0  | 0   | 0   | 12       | -  | -  | -   | -   |
| 2013-14        | Halifax           | QMJHL     | 66 | 17 | 17 | 34  | 48  | 14       | 1  | 3  | 4   | 8   |
| 2014-15        | Halifax           | QMJHL     | 61 | 44 | 46 | 90  | 59  | -        | 10 | 11 | 21  | 18  |
|                | Switzerland       | U-20      | 6  | 2  | 4  | 6   | 2   | -        | -  | -  | -   | -   |
| 2015-16        | Halifax           | QMJHL     | 23 | 11 | 25 | 36  | 22  | 18       | -  | -  | -   | -   |
|                | Rouyn-Noranda     | QMJHL     | 29 | 23 | 28 | 51  | 24  | -        | 11 | 12 | 23  | 30  |
|                | Switzerland       | U-20      | 6  | 2  | 3  | 5   | 4   | -        | -  | -  | -   | -   |
| 2016-17        | San Jose          | NHL       | 34 | 3  | 3  | 6   | 10  | 5        | 0  | 0  | 0   | 2   |
|                | San Jose          | AHL       | 33 | 14 | 9  | 23  | 40  | 14       | 4  | 3  | 7   | 41  |
|                | NHL/SHARKS TOTALS |           | 34 | 3  | 3  | 6   | 10  | 5        | 0  | 0  | 0   | 2   |

9<sup>TH</sup> OVERALL DRAFT PICK

Selected by San Jose in the 2015 NHL draft (1st round, 9th overall).

## 2016-17

- In his **NHL debut** on Dec. 16 at Montreal, he scored his **first career goal**, which happened to be the game-winner, on the **first shot** of his career. He became the first Shark to score on his first shot since Matt Carle in 2006.
- Finished T-4th amongst Barracuda rookies in goals (14) and 5th in points (23).
- **Tied** for the Barracuda **team lead** amongst rookies in playoff goals (4) and points (7).

## 2015-16

- Was named to the **Memorial Cup All-Star Team** after leading his team in goals (5) and points (8) in five tournament games as the Huskies finished as the runner up.
- Ranked **6th** in the league in playoff **points**, helping his team win the **QMJHL Championship**.
- Ranked **T-11th** in the league in points, despite playing in just 52 games.
- Was named **captain** of both Halifax of the QMJHL and Switzerland at the World Jr. Championships.
- Was selected to participate in the **2016 NHLPA Rookie Showcase**.

## 2014-15

- Nearly **tripled** his totals in every major offensive category en route to being named to the QMJHL's **Second All-Star Team** while also being awarded the 2015 **Michael Bossy Trophy**, given to the QMJHL player judged to be the best professional prospect.
- Named a **Top-3 Player** on the Swiss team during the World Jr. Championships, and was named to the CHL **Top Prospects Game**.
- Strung together a **27-game point streak** from Nov. 22 to Feb. 26, compiling 51 points (28-23=51) during that span. The 27-game point streak also tied for the second-longest point streak in the CHL during the entire season.

## 2013-14

- Ranked within the **top-10** in every major offensive category during his rookie season with Halifax.

## 2012-13

- Ranked **T-3rd** in **assists**, **4th** in **points** and **5th** in **goals** on Rapperswil U-17, despite appearing in just 10 games with the club.
- Won a **bronze medal** with Switzerland at the European Youth Olympic Festival (EYOF).



## DANNY O'REGAN

65  
CENTER**SHOOTS:** LEFT**HT:** 5'10"**WT:** 180**BORN:** 1/30/94 in  
Berlin, Germany

@DannyORegan15

## CAREER HIGHLIGHTS

**FIRST**

NHL GAME: 11/21/16 vs NJD

NHL GOAL: 4/8/17 vs CGY (David Rittich)

**MOST**  
IN A GAME

POINTS 1 1 Time Last: 4/8/17 vs CGY

GOALS 1 1 Time Last: 4/8/17 vs CGY



Best plus/minus

Last: 11/21/16 vs NJD

## FAMILY AFFAIR

He and his brother, Tommy (who played at Harvard) were both born in Berlin when their father, Tom, was playing hockey professionally in Germany. His father, Tom, also played for Boston University and appeared in 61 NHL games with the Pittsburgh Penguins.

## ROOKIE OF THE YEAR

Won the Dudley (Red) Garrett Memorial Award as the AHL's 2016-17 Rookie of the Year.

2014

World Jr. Championship  
with USA

## STANDOUT ROOKIE

Was named to the 2016-17 AHL All-Rookie Team after pacing all AHL rookies in points (58).



# CAREER STATS

## THE PLAYERS

| REGULAR SEASON |                   |        |    |    |    |     |     | PLAYOFFS |   |   |     |     |
|----------------|-------------------|--------|----|----|----|-----|-----|----------|---|---|-----|-----|
| SEASON         | CLUB              | LEAGUE | GP | G  | A  | PTS | PIM | GP       | G | A | PTS | PIM |
| 2010-11        | St. Sebastian's   | HS     | 27 | 25 | 25 | 50  | 10  | -        | - | - | -   | -   |
| 2011-12        | St. Sebastian's   | HS     | 27 | 21 | 35 | 56  | 8   | -        | - | - | -   | -   |
|                | USA               | USHL   | 7  | 3  | 2  | 5   | 0   | -        | - | - | -   | -   |
|                | USA               | U-18   | 6  | 1  | 3  | 4   | 0   | -        | - | - | -   | -   |
| 2012-13        | Boston University | HE     | 39 | 16 | 22 | 38  | 16  | -        | - | - | -   | -   |
| 2013-14        | Boston University | HE     | 35 | 10 | 12 | 22  | 14  | -        | - | - | -   | -   |
|                | USA               | U-20   | 4  | 1  | 0  | 1   | 4   | -        | - | - | -   | -   |
| 2014-15        | Boston University | HE     | 41 | 23 | 27 | 50  | 26  | -        | - | - | -   | -   |
| 2015-16        | Boston University | HE     | 39 | 17 | 27 | 44  | 16  | -        | - | - | -   | -   |
| 2016-17        | San Jose          | AHL    | 63 | 23 | 35 | 58  | 10  | 15       | 4 | 3 | 7   | 6   |
|                | San Jose          | NHL    | 3  | 1  | 0  | 1   | 0   | -        | - | - | -   | -   |
|                | NHL/SHARKS TOTALS |        | 3  | 1  | 0  | 1   | 0   | -        | - | - | -   | -   |

# 138<sup>TH</sup> OVERALL DRAFT PICK

Selected by San Jose in the 2012 NHL Entry Draft (5th round, 138th overall).

- 2016-17** • Led the Barracuda in **points** and ranked **2nd** in **goals**.
- 2015-16** • Led Terriers in **goals, assists and points** while being named a **Hockey East First Team All-Star** as Boston University's alternate captain.
  - Became the **18th player** in BU history to eclipse the **150-point** mark in a career and finished **3rd** in the league in **scoring** during Hockey East play with 28 points on 10 goals and 18 assists.
  - Was named a **semifinalist** for the Walter Brown Award, presently to the best American-born hockey player in New England.
- 2014-15** • Named to the **Hockey East Second Team All-Star** and a part of the NCAA Tournament's **All-Regional Team** while ranking 7th in the NCAA in points.
- 2013-14** • Won a **silver medal** with Team USA at the **2014 World Jr. Championship**.
  - Ranked **T-1st** on his team in **goals** (10), **4th** in **assists** (12), and **3rd** in **points** (22).
- 2012-13** • Named to the **College Hockey News'** 2012-13 All-Rookie Team and to the **Hockey East** All-Rookie team.





## JOE PAVELSKI

8

CENTER

**SHOOTS:** RIGHT**HT:** 5'11"**WT:** 190**BORN:** 7/11/84 in  
Plover, Wisconsin

@jpav8

## CAREER HIGHLIGHTS

**FIRST**

NHL GAME: 11/22/06 vs LAK  
 NHL ASSIST: 12/9/06 vs NSH  
 NHL GOAL: 11/22/06 vs LAK  
 (Mathieu Garon)

**MOST**  
IN A GAME

POINTS **4** 8 Times Last: 2/15/17 vs FLA  
 GOALS **3** 4 Times Last: 2/13/15 at ARI  
 ASSISTS **4** 1 Time Last: 3/15/11 at DAL

**MOST**  
CONSECUTIVE GAMES

WITH A POINT **10** 3/14/11 - 4/4/11  
 WITH A GOAL **5** Last: 10/24/15 - 11/3/15  
 WITH AN ASSIST **5** 2 Times, Last: 2/26/15 - 3/7/15  
 PLAYED **495** 1/13/11 - 4/6/17

**+4**

Best plus/minus, 3 times  
 Last: 1/9/16 vs TOR

**600<sup>TH</sup>****—NHL POINT**

1/7/17 vs DET

**800<sup>TH</sup> NHL GAME**  
3/25/17 at NSH**200<sup>TH</sup> NHL GOAL**  
11/22/14 vs ARI**300<sup>TH</sup> NHL ASSIST**  
10/17/16 at NYR



# CAREER STATS

## THE PLAYERS

| REGULAR SEASON    |               |            |     |     |     |     |     | PLAYOFFS |    |    |     |     |
|-------------------|---------------|------------|-----|-----|-----|-----|-----|----------|----|----|-----|-----|
| SEASON            | CLUB          | LEAGUE     | GP  | G   | A   | PTS | PIM | GP       | G  | A  | PTS | PIM |
| 2002-03           | Waterloo      | USHL       | 60  | 36  | 33  | 69  | 32  | 7        | 5  | 7  | 12  | 8   |
| 2003-04           | Waterloo      | USHL       | 54  | 21  | 31  | 52  | 58  | 12       | 6  | 6  | 12  | 10  |
|                   | United States | Viking Cup | 6   | 4   | 4   | 8   | N/A | -        | -  | -  | -   | -   |
| 2004-05           | Wisconsin     | WCHA       | 40  | 16  | 29  | 45  | 24  | 1        | 0  | 0  | 0   | 2   |
| 2005-06           | Wisconsin     | WCHA       | 43  | 23  | 33  | 56  | 34  | -        | -  | -  | -   | -   |
| 2006-07           | San Jose      | NHL        | 46  | 14  | 14  | 28  | 18  | 6        | 1  | 0  | 1   | 0   |
|                   | Worcester     | AHL        | 16  | 8   | 18  | 26  | 8   | -        | -  | -  | -   | -   |
| 2007-08           | San Jose      | NHL        | 82  | 19  | 21  | 40  | 28  | 13       | 5  | 4  | 9   | 0   |
| 2008-09           | San Jose      | NHL        | 80  | 25  | 34  | 59  | 46  | 6        | 0  | 1  | 1   | 9   |
|                   | United States | WC         | 5   | 1   | 1   | 2   | 0   | -        | -  | -  | -   | -   |
| 2009-10           | San Jose      | NHL        | 67  | 25  | 26  | 51  | 26  | 15       | 9  | 8  | 17  | 6   |
|                   | United States | Olympics   | 6   | 0   | 3   | 3   | 4   | -        | -  | -  | -   | -   |
| 2010-11           | San Jose      | NHL        | 74  | 20  | 46  | 66  | 24  | 18       | 5  | 5  | 10  | 10  |
| 2011-12           | San Jose      | NHL        | 82  | 31  | 30  | 61  | 31  | 5        | 0  | 0  | 0   | 5   |
| 2012-13           | San Jose      | NHL        | 48  | 16  | 15  | 31  | 10  | 11       | 4  | 8  | 12  | 0   |
|                   | Dinamo        | KHL        | 17  | 7   | 8   | 15  | 10  | -        | -  | -  | -   | -   |
| 2013-14           | San Jose      | NHL        | 82  | 41  | 38  | 79  | 32  | 7        | 2  | 4  | 6   | 2   |
|                   | USA           | Olympics   | 6   | 1   | 4   | 5   | 0   | -        | -  | -  | -   | -   |
| 2014-15           | San Jose      | NHL        | 82  | 37  | 33  | 70  | 29  | -        | -  | -  | -   | -   |
| 2015-16           | San Jose      | NHL        | 82  | 38  | 40  | 78  | 30  | 24       | 14 | 9  | 23  | 4   |
| 2016-17           | San Jose      | NHL        | 81  | 29  | 39  | 68  | 34  | 6        | 2  | 2  | 4   | 0   |
|                   | USA           | W. Cup     | 3   | 1   | 1   | 2   | 0   | -        | -  | -  | -   | -   |
| NHL/SHARKS TOTALS |               |            | 806 | 295 | 336 | 631 | 308 | 111      | 42 | 41 | 83  | 36  |

## 205<sup>TH</sup> OVERALL DRAFT PICK

Selected by San Jose in the 2003 NHL Entry Draft (7th round, 205th overall).

## TOP SCORER

Only Alex Ovechkin has scored more goals in the past four seasons than Pavelski (145 goals since 2013-14).

## 1 OF 2

He is one of just two players in the NHL (Max Pacioretty) to have posted four 30-goal, 30-assist seasons since 2011-12.



# JOE PAVELSKI



**2017**  
**2016**

All-Star Team

**2013-14**

NHL Second  
Team All-Star



**2014**  
**2010**

Olympics with  
Team USA  
(2010 Silver Medal)

**2016**

World Cup  
with USA

**2009**

World Championships  
with USA

**2017**  
**2011**

NHL Player of  
the Week  
(Mar. '17 - 1st Star  
Mar. '11 - 1st Star)

**2015-16**  
**2011-12**

"Three Stars of the  
Game" Award

**2014-15**  
**2013-14**

Sharks Fan  
Favorite Award



**2014-15**  
**2013-14**

"Sharks Player  
of the Year"

**2016**  
**2015**

**2014**  
**2013**

**2011**  
**2009**

Sharks Player of  
the Month  
(Dec. '16, Dec. '15,  
Dec. '14, Jan. '14,  
Dec. '13, Oct. '11,  
Feb. '09)

**2014**

NHL Player of  
the Month  
(Jan. '14 - 3rd Star)



- 2016-17**
  - Ranked **T-1st** on the Sharks in **goals**, which ranked **T-27th** in the NHL.
  - Finished the season ranked **2nd** on the team in **points** and **3rd** in **assists**.
  - Ranked **2nd** on the team in **shots on goal** (233) and **3rd** in **hits** (130).
  - Was named **Team USA's captain** for the 2016 World Cup of Hockey.
- 2015-16**
  - Was named to the **2016 NHL All-Star Game** for the first time in his career.
  - **Led the NHL in playoff goals (14), game-winning goals (4) and power-play goals (5, tied)** setting a Sharks single-season playoff record in each (tied for PPG).
  - **Led the NHL with 11 game-winning goals** during the regular season.
  - **Led San Jose** in goals and power-play goals (12), and **ranked 2nd in points** during the regular season.
  - Was named the **9th full-time captain** in team history in 2015, becoming the **first American-born** captain in franchise history.
  - Was named as a **finalist** for "**Best NHL Player**" at the 2016 ESPY Awards.
  - Was the **runner up** to Vladimir Tarasenko in the cover vote for EA Sports **NHL 17** video game.
- 2014-15**
  - **Ranked T-5th** in the NHL in goals and 2nd in power-play goals (19).
  - Surpassed Owen Nolan for **second-most goals** all-time in franchise history.
- 2013-14**
  - Ranked **3rd** in the league in **goals** and set a career high in goals and assists.
  - Named to the NHL Second **All-Star Team** and finished in the **top-10** in both Hart and Selke Trophy voting
- 2012-13**
  - Played for **Dinamo Minsk** of the KHL during the work stoppage.
- 2011-12**
  - Became the **first American-born** Sharks player to reach the **30-goal** plateau in a season.
- 2010-11**
  - Posted a career-high **10-game point streak** (19 points) from March 14-April 4.
- 2009-10**
  - Became the first player since Mario Lemieux in 1992 to record **three-consecutive two-goal games** in the playoffs.
  - Won a **silver medal** with the United States as the Winter Olympics in Vancouver.
- 2006-07**
  - Earned his **first NHL recall** on Nov. 22 and scored his first career goal in his debut that night vs. Los Angeles.
- 2005-06**
  - Helped Wisconsin win the **NCAA Championship**, and was named a **second-team All-American**.
- 2004-05**
  - **Tied for the lead in points** amongst NCAA freshmen and was named as a **rookie team All-American**.
- 2003-04**
  - Was named the USA Hockey **Junior Player of the Year** and helped Waterloo win its first **Clark Cup Championship**.
- 2002-03**
  - Was named the USHL **Rookie of the Year**, named to the USHL All-Rookie Team and a First Team All-USHL selection.



# JOAKIM RYAN

47

DEFENSE

**SHOOTS:** LEFT

**HT:** 5'11"

**WT:** 185

**BORN:** 5/7/87 in  
Edmonton, Alberta



@JoakimRyan

## CAREER HIGHLIGHTS

**198<sup>TH</sup> OVERALL  
DRAFT PICK**

*Selected by San Jose in the 2012 NHL Entry Draft (7th round, 198th overall).*



## CAREER STATS

| REGULAR SEASON |           |        |    |    |    |     |     | PLAYOFFS |   |   |     |     |
|----------------|-----------|--------|----|----|----|-----|-----|----------|---|---|-----|-----|
| SEASON         | CLUB      | LEAGUE | GP | G  | A  | PTS | PIM | GP       | G | A | PTS | PIM |
| 2010-11        | Dubuque   | USHL   | 53 | 3  | 29 | 32  | 26  | -        | - | - | -   | -   |
| 2011-12        | Cornell   | ECAC   | 34 | 7  | 10 | 17  | 20  | -        | - | - | -   | -   |
| 2012-13        | Cornell   | ECAC   | 34 | 3  | 20 | 23  | 12  | -        | - | - | -   | -   |
| 2013-14        | Cornell   | ECAC   | 32 | 8  | 16 | 24  | 27  | -        | - | - | -   | -   |
| 2014-15        | Cornell   | ECAC   | 23 | 1  | 13 | 14  | 27  | -        | - | - | -   | -   |
|                | Worcester | AHL    | 7  | 0  | 2  | 2   | 2   | -        | - | - | -   | -   |
| 2015-16        | San Jose  | AHL    | 66 | 2  | 26 | 28  | 26  | 4        | 0 | 3 | 3   | 0   |
| 2016-17        | San Jose  | AHL    | 65 | 10 | 39 | 49  | 41  | 15       | 4 | 7 | 11  | 4   |

- 2016-17**
  - Ranked **3rd** on the Barracuda and **2nd** amongst defensemen in **points**.
  - Led** the team in **plus/minus** (+27) and **shots on goal** (185).
  - Finished **2nd** on the Barracuda in **playoff points**.
- 2015-16**
  - In his first full AHL season, **led** all Barracuda blueliners in **points** and **plus/minus** (+11).
  - Ranked **11th** amongst rookie AHL blueliners in **points**.
- 2014-15**
  - Helped Cornell's penalty kill finish **first in the nation** (91.1 percent) and was a member of the league's **best power-play unit** (tied) with a 20.3 percent success rate.
  - Finished **2nd in assists** (13) and **4th in points** (14) on Cornell, despite an injury-shortened season (both categories ranked 1st among defensemen).
  - Named to the NCAA (ECAC) **First All-Star Team** and NCAA **All-Ivy League First Team**.
- 2013-14**
  - Amongst all D-1 defenseman, he ranked **4th in goals per game** (0.25) and **11th in points per game** (0.75) while being selected to the **All-Ivy League First Team**, **All-ECAC Hockey Second Team**, and earning the **Nicky Bawlf Award** (Cornell MVP).
- 2012-13**
  - T-3rd** on the team in **points** (23) and ranked **1st** overall in **assists** (20) while also leading the team in **blocked shots** (60) and **PP points** (11).
  - Ranked **6th** in the nation in **assists per game by defensemen** (0.59 A/GP) and was named to the **All-Ivy League Second Team**.
- 2011-12**
  - Set a **program record** for **goals scored by a freshman defenseman** (7) and ranked **2nd** amongst team defensemen in **points**.
- 2010-11**
  - Won the **Clark Cup** in Dubuque's first year in the USHL.



## MARCUS SORESENSEN

20

LEFT WING

SHOOTS: LEFT

HT: 5'11"

WT: 175

BORN: 4/7/92 in  
Sodertalje, Sweden

@sorensenmarcus

## CAREER HIGHLIGHTS

FIRST

NHL GAME: 2/7/17 at BUF  
NHL ASSIST: 2/7/17 at BUF  
NHL GOAL: 3/2/17 vs VAN (Ryan Miller)MOST  
IN A GAMEPOINTS 1 4 Times Last: 3/31/17 at CGY  
GOALS 1 1 Time Last: 3/2/17 vs VAN  
ASSISTS 1 3 Times Last: 3/31/17 vs CGYMOST  
CONSECUTIVE GAMES

PLAYED 8 3/12/17 - 3/25/17

+1

Best plus/minus; 4 times  
Last: 3/14/17 vs BUF

## SWEDE TO SWEDE

Picked up the primary assist in his NHL debut on Melker Karlsson's goal on Feb. 7 at Buffalo. The last time a Swedish Sharks player received the primary assist on a Swedish Sharks player's goal was on Nov. 28, 1999 when Niklas Sundstrom scored with the primary assist from Marcus Ragnarsson.





## CAREER STATS

| REGULAR SEASON    |               |            |    |    |    |     |     | PLAYOFFS |   |   |     |     |
|-------------------|---------------|------------|----|----|----|-----|-----|----------|---|---|-----|-----|
| SEASON            | CLUB          | LEAGUE     | GP | G  | A  | PTS | PIM | GP       | G | A | PTS | PIM |
| 2010-11           | Djurgardens   | Sweden     | 8  | 1  | 1  | 2   | 0   | -        | - | - | -   | -   |
|                   | Skeleftea J20 | Sweden Jr. | 31 | 14 | 22 | 36  | 53  | 4        | 3 | 0 | 3   | 2   |
| 2011-12           | Skeleftea     | Sweden     | 1  | 0  | 0  | 0   | 0   | -        | - | - | -   | -   |
|                   | Skeleftea J20 | Sweden Jr. | 8  | 2  | 3  | 5   | 57  | -        | - | - | -   | -   |
|                   | Boras         | Sweden Jr. | 29 | 8  | 9  | 17  | 55  | -        | - | - | -   | -   |
| 2012-13           | Djurgardens   | Sweden Jr. | 46 | 10 | 13 | 23  | 38  | -        | - | - | -   | -   |
| 2013-14           | Djurgardens   | Sweden Jr. | 43 | 13 | 17 | 30  | 34  | -        | - | - | -   | -   |
| 2014-15           | Djurgardens   | Sweden     | 50 | 17 | 15 | 32  | 30  | -        | - | - | -   | -   |
| 2015-16           | Djurgardens   | Sweden     | 47 | 15 | 19 | 34  | 34  | 8        | 1 | 5 | 6   | 14  |
| 2016-17           | San Jose      | AHL        | 43 | 17 | 17 | 34  | 23  | 10       | 0 | 1 | 1   | 10  |
|                   | San Jose      | NHL        | 19 | 1  | 3  | 4   | 4   | 6        | 1 | 1 | 2   | 0   |
| NHL/SHARKS TOTALS |               |            | 19 | 1  | 3  | 4   | 4   | 6        | 1 | 1 | 2   | 0   |

## SIGNED

Signed by San Jose as a free agent on May 13, 2016.

- 2016-17**
  - **Led** all Sharks rookies in **playoff goals and points**.
  - **T-2nd** amongst all Barracuda rookies in **goals** and **3rd in points**, while his plus-17 led all first-year players.
- 2015-16**
  - Ranked **4th** on Djurgarden in **scoring**, **T-6th** in **assists** and **T-3rd** in **plus/minus** (+12).
- 2014-15**
  - Named **SHL Rookie of the Year** after leading team in scoring with 32 points, and ranked 1st on the team in goals, shots on goal (120), game-winning goals (5) and 2nd in time on ice amongst team forwards (18:05).
  - **Led** all league rookies in **goals** and **2nd** in **points**.
- 2013-14**
  - Posted **12 points** in 10 round robin tournament games, helping his team earn a promotion to the Swedish Hockey League (SHL).
- 2012-13**
  - **Tied** for the team lead in **playoff goals** and **T-2nd** in **points** and was teammates with former Sharks defenseman Douglas Murray.



## JOE THORNTON

19  
CENTER**SHOOTS:** LEFT**HT:** 6'4"**WT:** 220**BORN:** 7/2/79 in  
London, Ontario

## CAREER HIGHLIGHTS

**FIRST**NHL GAME: 10/8/97 at PHX  
NHL ASSIST: 1/25/98 at WSH  
NHL GOAL: 12/3/97 at PHI (Garth Snow)**MOST  
IN A GAME**POINTS **5** 2 Times Last: 10/27/10 vs NJD  
GOALS **3** 4 Times Last: 10/27/10 vs NJD  
ASSISTS **5** 1 Time Last: 12/28/01 at FLA**MOST  
CONSECUTIVE GAMES**WITH A POINT **14** 11/19/05 - 12/20/05  
WITH A GOAL **5** 2 Times, Last: 2/8/06 - 3/3/06  
WITH AN ASSIST **10** 11/26/05 - 12/20/05  
PLAYED **398** 10/20/05 - 3/27/10**+4**Best plus/minus, 9 times  
Last: 1/9/16 at TOR**300<sup>TH</sup> NHL GOAL** 2/22/11 at DET **1,000<sup>TH</sup> NHL ASSIST** 3/6/17 at WPG**1,300<sup>TH</sup>**  
— **NHL POINT**  
1/26/16 vs COL



## CAREER STATS

| REGULAR SEASON |                  |          |      |     |      |      |      |  | PLAYOFFS |    |    |     |     |
|----------------|------------------|----------|------|-----|------|------|------|--|----------|----|----|-----|-----|
| SEASON         | CLUB             | LEAGUE   | GP   | G   | A    | PTS  | PIM  |  | GP       | G  | A  | PTS | PIM |
| 1995-96        | Sault Ste. Marie | OHL      | 66   | 30  | 46   | 76   | 51   |  | 4        | 1  | 1  | 2   | 11  |
|                | Canada           | U-18     | 5    | 5   | 6    | 11   | 16   |  | -        | -  | -  | -   | -   |
| 1996-97        | Sault Ste. Marie | OHL      | 59   | 41  | 81   | 122  | 123  |  | 11       | 11 | 8  | 19  | 24  |
|                | Canada           | U-20     | 7    | 2   | 2    | 4    | 0    |  | -        | -  | -  | -   | -   |
| 1997-98        | Boston           | NHL      | 55   | 3   | 4    | 7    | 19   |  | 6        | 0  | 0  | 0   | 9   |
| 1998-99        | Boston           | NHL      | 81   | 16  | 25   | 41   | 69   |  | 11       | 3  | 6  | 9   | 4   |
| 1999-00        | Boston           | NHL      | 81   | 23  | 37   | 60   | 82   |  | -        | -  | -  | -   | -   |
| 2000-01        | Boston           | NHL      | 72   | 37  | 34   | 71   | 107  |  | -        | -  | -  | -   | -   |
|                | Canada           | WC       | 6    | 1   | 1    | 2    | 6    |  | -        | -  | -  | -   | -   |
| 2001-02        | Boston           | NHL      | 66   | 22  | 46   | 68   | 127  |  | 6        | 2  | 4  | 6   | 10  |
| 2002-03        | Boston           | NHL      | 77   | 36  | 65   | 101  | 109  |  | 5        | 1  | 2  | 3   | 4   |
| 2003-04        | Boston           | NHL      | 77   | 23  | 50   | 73   | 98   |  | 7        | 0  | 0  | 0   | 14  |
| 2004-05        | Davos            | Switz.   | 40   | 10  | 44   | 54   | 80   |  | 14       | 4  | 20 | 24  | 29  |
|                | Canada           | W. Cup   | 6    | 1   | 5    | 6    | 0    |  | -        | -  | -  | -   | -   |
|                | Canada           | WC       | 9    | 6   | 10   | 16   | 4    |  | -        | -  | -  | -   | -   |
| 2005-06        | San Jose         | NHL      | 58   | 20  | 72   | 92   | 55   |  | 11       | 2  | 7  | 9   | 12  |
|                | Boston           | NHL      | 23   | 9   | 24   | 33   | 6    |  | -        | -  | -  | -   | -   |
|                | Canada           | Olympics | 6    | 1   | 2    | 3    | 0    |  | -        | -  | -  | -   | -   |
| 2006-07        | San Jose         | NHL      | 82   | 22  | 92   | 114  | 44   |  | 11       | 1  | 10 | 11  | 10  |
| 2007-08        | San Jose         | NHL      | 82   | 29  | 67   | 96   | 59   |  | 13       | 2  | 8  | 10  | 2   |
| 2008-09        | San Jose         | NHL      | 82   | 25  | 61   | 86   | 56   |  | 6        | 1  | 4  | 5   | 5   |
| 2009-10        | San Jose         | NHL      | 79   | 20  | 69   | 89   | 54   |  | 15       | 3  | 9  | 12  | 18  |
|                | Canada           | Olympics | 7    | 1   | 1    | 2    | 0    |  | -        | -  | -  | -   | -   |
| 2010-11        | San Jose         | NHL      | 80   | 21  | 49   | 70   | 47   |  | 18       | 3  | 14 | 17  | 16  |
| 2011-12        | San Jose         | NHL      | 82   | 18  | 59   | 77   | 31   |  | 5        | 2  | 3  | 5   | 2   |
| 2012-13        | San Jose         | NHL      | 48   | 7   | 33   | 40   | 26   |  | 11       | 2  | 8  | 10  | 2   |
|                | Davos            | Switz.   | 33   | 12  | 24   | 36   | 43   |  | -        | -  | -  | -   | -   |
| 2013-14        | San Jose         | NHL      | 82   | 11  | 65   | 76   | 32   |  | 7        | 2  | 1  | 3   | 8   |
| 2014-15        | San Jose         | NHL      | 78   | 16  | 49   | 65   | 30   |  | -        | -  | -  | -   | -   |
| 2015-16        | San Jose         | NHL      | 82   | 19  | 63   | 82   | 54   |  | 24       | 3  | 18 | 21  | 10  |
| 2016-17        | San Jose         | NHL      | 79   | 7   | 43   | 50   | 51   |  | 4        | 0  | 2  | 2   | 0   |
|                | Canada           | W. Cup   | 6    | 1   | 1    | 2    | 2    |  | -        | -  | -  | -   | -   |
| SHARKS TOTALS  |                  |          | 914  | 215 | 722  | 937  | 539  |  | 125      | 21 | 84 | 105 | 85  |
| NHL TOTALS     |                  |          | 1446 | 384 | 1007 | 1391 | 1156 |  | 160      | 27 | 96 | 123 | 126 |

**1,000<sup>TH</sup> NHL POINT**  
4/8/11 at PHX

**1,000<sup>TH</sup> NHL GAME**  
10/21/11 at NJD

**1,400<sup>TH</sup> NHL GAME**  
12/20/16 vs CGY

## 1<sup>ST</sup> OVERALL DRAFT PICK

Selected in the first round (1st overall) by Boston in the 1997 NHL Entry Draft. Acquired by San Jose from Boston in exchange for Wayne Primeau, Brad Stuart and Marco Sturm on Nov. 30, 2005.

**T-13<sup>TH</sup> & 22<sup>ND</sup>**

Enters the season ranked T-13th all-time in NHL history in assists and 22nd in points.



## BODY ISSUE

He and fellow teammate Brent Burns graced the cover of ESPN The Magazine's 2017 Body Issue, and were the first two NHL stars to appear in the magazine since 2015.

## 1,000 APPLES

Recorded his 1,000th career assist on March 6 at Winnipeg, becoming just the 13th player in NHL history to accomplish the feat. 11 of the other 12 players to record 1,000 assists are Hall-of-Famers, and the other is Jaromir Jagr.

## 700 AS A SHARK

Thornton recorded his 700th assist as a member of the Sharks on Dec. 23 vs. Edmonton, becoming just the 3rd player in NHL history to record 700 or more assists with a team to which he was traded (John Bucyk, Marcel Dionne).

2016-17

- Finished **2nd** on San Jose in **assists**, which ranked **T-22nd** in the League.
- Returned from injury** to play the final four games of the Sharks First Round series vs. Edmonton despite having a **torn ACL and MCL**.

2015-16

- Became just the **33rd** player in NHL history to reach the **1,300 point** plateau, and joined Jaromir Jagr as the **only two active players** to reach the mark.
- Only the **7th player in NHL history** who was **age 36+** at the start of a season to record **60+ assists**.
- Led the Sharks in points and assists**, finishing T-4th in the NHL in points and 2nd in helpers.
- Was named to the **NHL Second All-Star Team** for the third time in his career and finished among the vote leaders in several NHL award categories, including: Hart Trophy (5th), Selke Trophy (5th), Lady Byng (20th).
- Finished **5th** in the NHL in playoff scoring (21 points) and **2nd** in assists (18).
- Voted the **"Sharks Player of the Year"** and named to **Team Canada** for the World Cup.

2014-15

- Registered his **900th career assist** on March 19 at Toronto.

2013-14

- Ranked **2nd** in the NHL in **assists**.

2011-12

- Became the **266th** player in NHL history to play in **1,000 career games**.

2010-11

- Posted his **1,000th career point** on April 8 at Phoenix.

2009-10

- Posted his **7th consecutive season of 20+ goals and 50+ assists**, the longest streak for any NHL player since Steve Yzerman and Doug Gilmour had eight season streaks from 1986-1994.
- Helped Team Canada win a **gold medal** at the 2010 Winter Olympics in Vancouver.



- 2007-08**
  - Became the **fourth** player in NHL history to lead the NHL in assists in three straight seasons, tying Wayne Gretzky, Bobby Orr and Stan Mikita.
- 2006-07**
  - Became the **third** player in NHL history to have back-to-back 90-assist seasons, joining only Wayne Gretzky and Mario Lemieux.
  - **Led** all Western Conference players **in votes** for the 2007 All-Star Game.
- 2005-06**
  - Became the first Sharks player to win the **Hart Trophy** (MVP) and **Art Ross Trophy** (NHL scoring title).
  - Set an NHL record for **most points in a single season** by a player who played for **two different teams** that season.
  - Became the **11th** player in NHL history to record 90 assists in a season, and the only to do so with two teams.
- 2004-05**
  - **Played for Davos in Switzerland** during the work stoppage and helped the team with the league championship.
  - Named the **MVP** for Team Canada at the 2005 World Championships.
- 2003-04**
  - Helped Canada win the **gold medal** at the 2004 World Cup
- 2002-03**
  - Named the **17th captain** in Bruins history.
  - Became just the **third** Bruins player to record 100 points and 100 penalty minutes (Bobby Orr/Ken Hodge).
- 2000-01**
  - Posted a career-high **37 goals**.
- 1999-00**
  - **Led the Bruins in goals, assists, points and penalty minutes**, becoming just the second player in team history to accomplish that feat (Jimmy Herberts, 1924-25).
- 1996-97**
  - Was the **youngest member** of Team Canada's 1997 gold medal-winning World Jr. squad.
- 1995-96**
  - Named the **top rookie** in Canadian major junior hockey.



## JOE THORNTON

**2006**

Art Ross Trophy

**2006**

Hart Memorial Trophy

**2006**

First Team NHL All-Star

**2016****2008****2003**Second Team  
NHL All-Star**2009****2008****2007****2004****2003****2002**

All-Star Teams

**2010****2006**Olympics with  
Team Canada  
(Gold in 2010)**2005****2001**World Championships  
with Canada  
(Silver in 2005)**2016****2004**World Cup  
with Canada  
(Gold in 2004)**1997**World Jr.  
Championship  
with Canada (Gold)**2015-16****2006-07****2005-06**"Sharks Player  
of the Year"**2014****2008****2007**"Three Stars of  
the Year" Award**2009****2007**NHL Player of  
the Month  
(Nov. '09 - 2nd Star)  
(Mar. '07 - 2nd Star)**NHL PLAYER OF THE WEEK** (with Sharks)Oct. 25-Oct. 31, 2010 (2nd Star), Nov. 16-22, 2009 (1st Star) March 24-30, 2008  
(1st Star), March 3-9, 2008 (3rd Star), March 12-18, 2007 (1st Star), Jan. 2-8,  
2007 (3rd Star), April 10-16, 2006 and Dec. 5-Dec. 11, 2005**"SHARKS PLAYER OF THE MONTH"**Jan. 2016, Feb. 2015, Nov. 2013, March 2012, Feb. 2012, Nov. 2009, Dec.  
2008, Nov. 2009, Feb. 2007, Dec. 2006, April 2006, Dec. 2005



## THE PLAYERS





CHRIS **TIERNEY****50**  
CENTER**SHOOTS:** LEFT**HT:** 6'1"**WT:** 195**BORN:** 7/1/94 in  
Keswick, Ontario

@tierney71

## CAREER HIGHLIGHTS

**FIRST**NHL GAME: 10/8/15 at LAK  
NHL ASSIST: 10/8/15 at LAK  
NHL GOAL: 2/5/15 at VAN (Ryan Miller)**MOST**  
IN A GAMEPOINTS **2** 12 Times Last: 4/8/17 VS CGY  
GOALS **2** 2 Times Last: 3/28/17 vs NYR  
ASSISTS **2** 3 Times Last: 2/25/17 at VAN**MOST**  
CONSECUTIVE GAMESWITH A POINT **5** 4/1/15 - 4/9/15  
WITH A GOAL **2** 3/23/15 - 3/26/15  
WITH AN ASSIST **4** 4/3/15 - 4/9/15  
PLAYED **73** 4/7/16 - 3/18/17Best plus/minus, 3 Times  
Last: 3/28/17 vs NYR**200<sup>TH</sup>** NHL GAME  
4/4/17 vs VAN**LGBT ALLY**

Is the Sharks You Can Play ambassador.



## CAREER STATS

| REGULAR SEASON    |           |        |     |    |    |     |     | PLAYOFFS |   |    |     |     |
|-------------------|-----------|--------|-----|----|----|-----|-----|----------|---|----|-----|-----|
| SEASON            | CLUB      | LEAGUE | GP  | G  | A  | PTS | PIM | GP       | G | A  | PTS | PIM |
| 2010-11           | London    | OHL    | 47  | 3  | 8  | 11  | 12  | 4        | 0 | 1  | 1   | 0   |
| 2011-12           | London    | OHL    | 65  | 11 | 23 | 34  | 20  | 19       | 5 | 2  | 7   | 4   |
| 2012-13           | London    | OHL    | 68  | 18 | 39 | 57  | 12  | 21       | 6 | 15 | 21  | 6   |
| 2013-14           | London    | OHL    | 67  | 40 | 49 | 89  | 12  | 9        | 6 | 11 | 17  | 0   |
| 2014-15           | San Jose  | NHL    | 43  | 6  | 15 | 21  | 6   | -        | - | -  | -   | -   |
|                   | Worcester | AHL    | 29  | 8  | 21 | 29  | 10  | 4        | 1 | 2  | 3   | 0   |
| 2015-16           | San Jose  | NHL    | 79  | 7  | 13 | 20  | 20  | 24       | 5 | 4  | 9   | 6   |
| 2016-17           | San Jose  | AHL    | 2   | 1  | 2  | 3   | 0   | -        | - | -  | -   | -   |
|                   | San Jose  | NHL    | 80  | 11 | 12 | 23  | 6   | 6        | 0 | 1  | 1   | 0   |
| NHL/SHARKS TOTALS |           |        | 202 | 24 | 40 | 64  | 32  | 30       | 5 | 5  | 10  | 6   |

55<sup>TH</sup> OVERALL  
DRAFT PICK

Selected by San Jose in the 2012 NHL Draft (2nd round, 55th overall).

- 2016-17**
  - Finished **1st** amongst all Sharks forwards in **shorthanded time on ice** (143:12).
  - Finished with **career highs** in games played, goals and points.
- 2015-16**
  - Set career highs** in games played, goals and shots on goal (96).
  - Led** all Sharks forwards in **shorthanded time on ice** (119:56).
- 2014-15**
  - Led** Sharks rookies in **assists** and ranked **2nd** in **points**.
  - Ranked **6th** amongst NHL rookies in **points** after the trading deadline (March 2), and was tied for the team lead in points (14).
- 2013-14**
  - Voted the OHL Western Conference's **Smartest Player in the OHL Coaches Poll**.
  - Led** London in **goals** and ranked **2nd** in **points** as the Knights' captain.
  - Led** London in **playoff scoring**.
- 2012-13**
  - Posted **21 points in 21 games** as London won the **OHL Championship** for a second-consecutive season.
- 2011-12**
  - Nearly **tripled** each of his **major offensive categories** while helping London win the OHL Championship.



## MARC-EDOUARD VLASIC

44  
DEFENSE

@Vlasic44

SHOOTS: LEFT

HT: 6'1"

WT: 205

BORN: 3/30/87 in  
Montreal, Quebec

## CAREER HIGHLIGHTS

## FIRST

NHL GAME: 10/5/06 vs STL  
NHL ASSIST: 10/23/06 at CBJ  
NHL GOAL: 11/22/06 vs LAK (Dan Cloutier)MOST  
IN A GAMEPOINTS 4 1 Time Last: 11/17/11 vs DET  
GOALS 2 1 Time Last: 1/16/16 vs DAL  
ASSISTS 3 3 Times Last: 11/20/11 at COLMOST  
CONSECUTIVE GAMESWITH A POINT 8 1/26/16 - 2/16/16  
WITH A GOAL 2 3 Times, Last: 1/14/16 - 1/16/16  
WITH AN ASSIST 8 1/26/16 - 2/16/16  
PLAYED 253 1/15/07 - 1/28/10

+5

Best plus/minus, 2 times  
Last: 3/11/14 vs TOR800<sup>TH</sup> NHL GAME  
3/12/17 vs DAL200<sup>TH</sup> NHL ASSIST  
4/6/17 vs EDM200<sup>TH</sup> NHL POINT  
12/20/15 at CHI



## CAREER STATS

| REGULAR SEASON    |           |          |     |    |     |     |     | PLAYOFFS |   |    |     |     |
|-------------------|-----------|----------|-----|----|-----|-----|-----|----------|---|----|-----|-----|
| SEASON            | CLUB      | LEAGUE   | GP  | G  | A   | PTS | PIM | GP       | G | A  | PTS | PIM |
| 2003-04           | Quebec    | QMJHL    | 41  | 1  | 9   | 10  | 4   | 5        | 0 | 1  | 1   | 0   |
| 2004-05           | Quebec    | QMJHL    | 70  | 5  | 25  | 30  | 33  | 13       | 2 | 7  | 9   | 2   |
| 2005-06           | Quebec    | QMJHL    | 66  | 16 | 57  | 73  | 57  | 23       | 5 | 24 | 29  | 10  |
| 2006-07           | San Jose  | NHL      | 81  | 3  | 23  | 26  | 18  | 11       | 0 | 1  | 1   | 2   |
| 2007-08           | San Jose  | NHL      | 82  | 2  | 12  | 14  | 24  | 13       | 0 | 1  | 1   | 0   |
| 2008-09           | Worcester | AHL      | 1   | 0  | 2   | 2   | 0   | -        | - | -  | -   | -   |
|                   | San Jose  | NHL      | 82  | 6  | 30  | 36  | 42  | 6        | 0 | 1  | 1   | 0   |
| 2009-10           | Canada    | WC       | 5   | 0  | 0   | 0   | 2   | -        | - | -  | -   | -   |
|                   | San Jose  | NHL      | 64  | 3  | 13  | 16  | 33  | 15       | 0 | 3  | 3   | 4   |
| 2010-11           | San Jose  | NHL      | 80  | 4  | 14  | 18  | 18  | 18       | 0 | 3  | 3   | 4   |
| 2011-12           | San Jose  | NHL      | 82  | 4  | 19  | 23  | 40  | 5        | 0 | 0  | 0   | 2   |
| 2012-13           | San Jose  | NHL      | 48  | 3  | 4   | 7   | 29  | 11       | 1 | 1  | 2   | 6   |
| 2013-14           | San Jose  | NHL      | 81  | 5  | 19  | 24  | 38  | 5        | 1 | 2  | 3   | 0   |
| 2014-15           | Canada    | Olympics | 6   | 0  | 0   | 0   | 0   | -        | - | -  | -   | -   |
|                   | San Jose  | NHL      | 70  | 9  | 14  | 23  | 23  | -        | - | -  | -   | -   |
| 2015-16           | San Jose  | NHL      | 67  | 8  | 31  | 39  | 48  | 24       | 1 | 11 | 12  | 12  |
| 2016-17           | San Jose  | NHL      | 75  | 6  | 22  | 28  | 35  | 6        | 0 | 3  | 3   | 2   |
|                   | Canada    | W. Cup   | 6   | 0  | 4   | 4   | 4   | -        | - | -  | -   | -   |
|                   | Canada    | WC       | 10  | 1  | 1   | 2   | 6   | -        | - | -  | -   | -   |
| NHL/SHARKS TOTALS |           |          | 812 | 53 | 201 | 254 | 348 | 114      | 3 | 26 | 29  | 32  |

35<sup>TH</sup> OVERALL DRAFT PICK

Selected by San Jose in the 2005 NHL Entry Draft (2nd round, 35th overall).

## + PLAYER

Has been a plus player in 10 of his 11 seasons, and each of the last nine years.

## D-MAN GAME LEADER

Is the Sharks franchise leader in games played by a defenseman, passing Mike Rathje in 2015-16.

## 2ND IN CLASS

He ranks 2nd amongst all players from the 2005 draft class in games played and plus-minus.



2006-07

NHL All-Rookie Team



2014

Olympics with Team Canada (Gold Medal)



2006-07

Sharks "Rookie of the Year"



2016

World Cup Champion with Canada



2011

NHL Player of the Week (Nov. '11 - 2nd Star)

2017  
2012  
2009

World Championships with Canada ('17 - silver medal) ('09 - silver medal)

2014  
2013  
2011

Sharks "Player of the Month" Nov. 2014 Oct. 2013 Oct. 2011



## MARC-EDOUARD VLASIC

- 2016-17**
- Finished **2nd** on the Sharks in **average time on ice per game** (21:14), and ranked **2nd** amongst Sharks defensemen in points, goals, assists (tied), shots on goal (144), and game-winning goals (2).
  - Helped Canada win the **2016 World Cup of Hockey** and the **2017 World Championship silver medal** as the team's alternate captain.
- 2015-16**
- Set a Sharks franchise record for **longest point streak by a defenseman** (8 games, tied w/Burns).
  - Set a **career high in points** and ranked **2nd** on the team in average **time on ice** per game (23:07).
  - Led** all skaters in **plus/minus** during the playoffs (+14) and **T-4th** in **scoring** amongst blueliners.
- 2014-15**
- Set a **career high in goals** scored and led all Sharks skaters with a **plus-12** rating.
  - Had his **number retired by his junior club**, the Quebec Remparts (QMJHL).
  - Became the **third defenseman** in franchise history to score **back-to-back game-winning goals** with his tallies on Jan. 6 at Minnesota and Jan. 5 at Winnipeg.
- 2013-14**
- Ranked **T-9th** in the NHL in plus/minus (+31) while finishing **12th in voting** for the Norris Trophy and the NHL Postseason All-Star Team.
  - Finished **20th** in voting for the **Lady Byng Trophy**.
  - Helped Canada win the **gold medal** at the 2014 Winter Olympics.
- 2012-13**
- Became the **second player** from the 2005 NHL Draft to play in **500 career games** (Anze Kopitar).
- 2011-12**
- Led the team and ranked **12th** in the league in **blocked shots** (171).
- 2009-10**
- Recorded his **first career fighting major** on Nov. 20 against Daniel Briere of Philadelphia.
- 2006-07**
- Named to the NHL **All-Rookie Team** with Matt Carle, becoming just the second pair of defensive teammates to be named to the squad in the same season (Nicklas Lidstrom and Vladimir Konstantinov in 1991).
  - Was the **youngest defenseman** to play in the NHL in 2006-07.
  - Became the **youngest defenseman** to make the Sharks roster out of training camp **since Brad Stuart** in 1999.
- 2005-06**
- Helped Quebec win the **Memorial Cup**, leading all QMJHL defensemen in points during the playoffs.



## THE PLAYERS





## JOEL WARD

42

RIGHT WING

**SHOOTS:** RIGHT**HT:** 6'1"**WT:** 225**BORN:** 12/2/80 in  
Toronto, Ontario

@JRandallWard42

## CAREER HIGHLIGHTS

## FIRST

NHL GAME: 12/16/06 at VAN  
 NHL ASSIST: 12/26/06 at TOR  
 NHL GOAL: 10/10/11 at STL (Manny Legace)

MOST  
IN A GAME

POINTS **3** 5 Times Last: 10/24/15 vs CAR  
 GOALS **3** 2 Times Last: 10/24/15 vs CAR  
 ASSISTS **2** 18 Times Last: 1/7/17 vs DET

MOST  
CONSECUTIVE GAMES

WITH A POINT **5** 11/21/15 - 12/1/15  
 WITH A GOAL **4** 3/14/14 - 3/20/14  
 WITH AN ASSIST **3** 4 Times, Last: 11/21/15 - 11/25/15  
 PLAYED **196** 10/1/13 - 12/18/15



Best plus/minus, 6 times  
 Last: 1/16/17 vs WPG

## SIGNED

Signed with Minnesota as a free agent on Sept. 27, 2006.  
 Signed with Nashville as a free agent on July 14, 2008.  
 Signed with Washington as a free agent on July 1, 2011.  
 Signed with San Jose as a free agent on July 3, 2015.





## CAREER STATS

| REGULAR SEASON |                            |        |     |     |     |     |     | PLAYOFFS |    |    |     |     |
|----------------|----------------------------|--------|-----|-----|-----|-----|-----|----------|----|----|-----|-----|
| SEASON         | CLUB                       | LEAGUE | GP  | G   | A   | PTS | PIM | GP       | G  | A  | PTS | PIM |
| 1997-98        | Owen Sound                 | OHL    | 47  | 8   | 4   | 12  | 14  | 11       | 1  | 1  | 2   | 5   |
| 1998-99        | Owen Sound                 | OHL    | 58  | 19  | 16  | 35  | 23  | 16       | 2  | 4  | 6   | 0   |
| 1999-00        | Owen Sound                 | OHL    | 63  | 23  | 20  | 43  | 51  | -        | -  | -  | -   | -   |
| 2000-01        | Owen Sound                 | OHL    | 67  | 26  | 36  | 62  | 45  | 5        | 2  | 4  | 6   | 4   |
|                | Long Beach                 | WCHL   | -   | -   | -   | -   | -   | 8        | 0  | 0  | 0   | 0   |
| 2001-02        | U. of Prince Edward Island | CIS    | 22  | 13  | 14  | 27  | 16  | -        | -  | -  | -   | -   |
| 2002-03        | U. of Prince Edward Island | CIS    | 19  | 11  | 15  | 26  | 24  | -        | -  | -  | -   | -   |
| 2003-04        | U. of Prince Edward Island | CIS    | 27  | 14  | 24  | 38  | 42  | -        | -  | -  | -   | -   |
| 2004-05        | U. of Prince Edward Island | CIS    | 28  | 16  | 28  | 44  | 42  | -        | -  | -  | -   | -   |
| 2005-06        | Houston                    | AHL    | 66  | 8   | 14  | 22  | 34  | 8        | 4  | 2  | 6   | 4   |
| 2006-07        | Houston                    | AHL    | 64  | 9   | 14  | 23  | 45  | -        | -  | -  | -   | -   |
|                | Minnesota                  | NHL    | 11  | 0   | 1   | 1   | 0   | -        | -  | -  | -   | -   |
| 2007-08        | Houston                    | AHL    | 79  | 21  | 20  | 41  | 47  | 4        | 0  | 2  | 2   | 0   |
| 2008-09        | Nashville                  | NHL    | 79  | 17  | 18  | 35  | 29  | -        | -  | -  | -   | -   |
| 2009-10        | Nashville                  | NHL    | 71  | 13  | 21  | 34  | 18  | 6        | 2  | 2  | 4   | 2   |
| 2010-11        | Nashville                  | NHL    | 80  | 10  | 19  | 29  | 42  | 12       | 7  | 6  | 13  | 6   |
| 2011-12        | Washington                 | NHL    | 73  | 6   | 12  | 18  | 20  | 14       | 1  | 4  | 5   | 6   |
| 2012-13        | Washington                 | NHL    | 39  | 8   | 12  | 20  | 12  | 7        | 1  | 3  | 4   | 6   |
| 2013-14        | Washington                 | NHL    | 82  | 24  | 25  | 49  | 32  | -        | -  | -  | -   | -   |
|                | Canada                     | WC     | 8   | 6   | 3   | 9   | 4   | -        | -  | -  | -   | -   |
| 2014-15        | Washington                 | NHL    | 82  | 19  | 15  | 34  | 30  | 14       | 3  | 6  | 9   | 2   |
| 2015-16        | San Jose                   | NHL    | 79  | 21  | 22  | 43  | 28  | 24       | 7  | 6  | 13  | 16  |
| 2016-17        | San Jose                   | NHL    | 78  | 10  | 19  | 29  | 30  | 6        | 1  | 3  | 4   | 4   |
| SHARKS TOTALS  |                            |        | 157 | 31  | 41  | 72  | 58  | 30       | 8  | 9  | 17  | 20  |
| NHL TOTALS     |                            |        | 674 | 128 | 164 | 292 | 241 | 83       | 22 | 30 | 52  | 42  |

**600<sup>TH</sup> NHL GAME**  
10/18/16 at NYI

**100<sup>TH</sup> NHL GOAL**  
10/24/15 vs CAR

**200<sup>TH</sup> NHL POINT**  
12/6/14 at NJD

**100<sup>TH</sup> NHL ASSIST**  
3/1/14 at BOS



**2014**  
World Championships  
with Canada



**2015**  
"Sharks Player  
of the Month"  
Oct. 2015

## #22 IN THE RAFTERS

His former college, the University of Prince Edward Island, retired his jersey number in the summer of 2016.

Has a sociology  
degree from U.P.E.I.



## PLAYOFF PLAYER

His career playoff points-per-game is higher (0.63) than his career regular season mark (0.43).

## HOBBY WRITER

Wrote an article featured on the website *The Players' Tribune*.



## JOEL WARD

- 2016-17**
- **Tied** for the team lead in **playoff points and assists**.
  - Ranked **2nd** amongst Sharks forwards in **shorthanded time on ice** (106:38).
- 2015-16**
- **Scored twice**, including the game-winning goal, in the Sharks Western Conference-clinching Game 6 vs. St. Louis, helping propel the team to its first **Stanley Cup Final** in franchise history.
  - Posted his **second-highest** goal, assist and point totals of his career in his first season with San Jose.
- 2014-15**
- **Tied for the team lead** in playoff points, T-3rd in goals and 3rd amongst Capitals forwards in average time on ice (19:02).
  - Tallied the **game-winning goal** with :02 seconds left in regulation in Game 1 of the Second Round vs. NY Rangers.
- 2013-14**
- **Set career highs** in goals (24), assists (25), points (49), games played (82) and power-play goals (6).
  - Selected by the Washington chapter of the Professional Hockey Writers' Association as its **nominee** for the 2013-14 **Bill Masterton Trophy**.
  - **Led Canada in points** and ranked **T-1st** among Canadian skaters in goals while being named one of Canada's best players at the 2014 World Championships.
- 2012-13**
- Ranked **T-1st** on the team with 4 points and 3 assists during the postseason.
- 2011-12**
- Scored the **game-winning goal** at 2:57 of overtime in Game 7 of ECQF at Boston, eliminating the defending Stanley Cup Champions.
- 2010-11**
- **Led the team** in goals, assists and points in 12 games during the 2011 Stanley Cup Playoffs, recording a point in 10 of Nashville's 12 postseason games.
- 2009-10**
- The team went 23-2-1 when he registered a point, and was **Nashville's nominee** for the **Bill Masterton Memorial Trophy**.
- 2006-07**
- **Led** the Houston Aeros (AHL) in goals, points and T-2nd on the club in assists.
- COLLEGE**
- Played four seasons at the **University of Prince Edward Island** (2001-05), notching 135 points (76g-76a) in 96 games, and earned AUS conference MVP honors, the CIS Most Sportsmanlike Player award and was named to the CIS All-Canada team as a senior.
  - Named U.P.E.I.'s **team MVP** his sophomore, junior and senior seasons, and is one of just three U.P.E.I. Panther alumni to have appeared in an NHL contest.



## THE PLAYERS





## RUDOLFS BALCERS

**LEFT WING | SHOOTS:** Left**HEIGHT/WEIGHT:** 5'11"/175 | **BORN:** 4/8/97 in Liepaja, Latvia

Selected by San Jose in the 2015 NHL Draft (5th round, 142nd overall).

**2016-17:** Among WHL rookies, finished 1st in goals, 4th in assists, 3rd in points, 3rd in plus/minus... Led Kamloops in goals, 3rd in assists, 2nd in points, 1st in plus/minus, 2nd in GWG... **2015-16:** Recorded new career-highs in games played, points, goals and plus/minus

(+24) during his second season with Stavanger Oilers of Norway's highest professional league...His 10 points (6-4=10) during the playoffs were T-3rd on the team and helped the Oilers win their fifth consecutive Norwegian Championship...Youngest player to appear in full season and collect 24 points with Stavanger...Contributed two points (1-1=2) in five games with Latvia at the U-20 World Jr. Championships (DIA), winning a gold medal...**2014-15:** Youngest player (18) to appear in full season with Stavanger...His 21 points (8-13=21) and plus-14 helped the Stavanger Oilers finish the year with the best regular season record and win their fourth straight Norwegian Championship...Finished the Norway U-20 playoffs T-1st in goals (14) and 4th in points (23)...Won a silver medal with Stavanger Oilers U-20...Appeared in five games with Latvia at the U-20 World Jr. Championships (DIA), winning a bronze medal...**2013-14:** Helped Latvia win a gold medal at the U-18 World Jr. Championships (DIA), registering two assists and a plus-3 rating...Earned the Most Goals Award by leading Norway U-18 with 35 goals...Led Viking Hockey U-18 in goals, assists (23), points (58) and plus/minus (+17)...**2012-13:** Started the year with Lorenskog U-18, before joining Lorenskog U-20 and winning a silver medal...**2011-12:** 6th on his team in points, despite being the second-youngest member of the roster.

### CAREER STATISTICS

### PLAYOFFS

| SEASON  | CLUB             | LEAGUE     | GP | G  | A  | PTS | PIM | GP | G  | A | PTS | PIM |
|---------|------------------|------------|----|----|----|-----|-----|----|----|---|-----|-----|
| 2011-12 | Lorenskog        | Norway Jr. | 21 | 15 | 9  | 24  | 8   | -  | -  | - | -   | -   |
| 2012-13 | Lorenskog        | Norway Jr. | 26 | 20 | 17 | 37  | 26  | 2  | 3  | 1 | 4   | 2   |
|         | Lorenskog        | Norway Jr. | 2  | 1  | 1  | 2   | 0   | 4  | 0  | 1 | 1   | 0   |
| 2013-14 | Viking Hockey    | Norway Jr. | 22 | 35 | 23 | 58  | 20  | 3  | 3  | 2 | 5   | 0   |
|         | Viking           | Norway2    | 10 | 6  | 3  | 9   | 4   | -  | -  | - | -   | -   |
|         | Stavanger Oilers | Norway     | 2  | 0  | 1  | 1   | 0   | -  | -  | - | -   | -   |
|         | Latvia           | U-18 DIA   | 5  | 0  | 2  | 2   | 0   | -  | -  | - | -   | -   |
| 2014-15 | Stavanger Oilers | Norway Jr. | 7  | 6  | 3  | 9   | 2   | 12 | 14 | 9 | 23  | 14  |
|         | Stavanger Oilers | Norway     | 36 | 8  | 13 | 21  | 8   | -  | -  | - | -   | -   |
|         | Latvia           | U-18       | 6  | 2  | 4  | 6   | 2   | -  | -  | - | -   | -   |
|         | Latvia           | U-20 DIA   | 5  | 2  | 0  | 2   | 4   | -  | -  | - | -   | -   |
| 2015-16 | Stavanger Oilers | Norway Jr. | 2  | 0  | 1  | 1   | 0   | -  | -  | - | -   | -   |
|         | Stavanger Oilers | Norway     | 43 | 15 | 9  | 24  | 16  | 17 | 6  | 4 | 10  | 4   |
|         | Latvia           | U-20 DIA   | 5  | 1  | 1  | 2   | 4   | -  | -  | - | -   | -   |
| 2016-17 | Kamloops         | WHL        | 66 | 40 | 37 | 77  | 16  | 6  | 2  | 1 | 3   | 0   |
|         | Latvia           | U-20       | 6  | 1  | 1  | 2   | 16  | -  | -  | - | -   | -   |

Selected by San Jose in the 2015 NHL Draft (5th round, 142nd overall).



## JULIUS BERGMAN (YULE-ee-us)

**DEFENSE | SHOOTS:** Right**HEIGHT/WEIGHT:** 6' 1"/205 | **BORN:** 11/2/95 in Stockholm, Sweden

Selected by San Jose in the 2014 NHL Draft (2nd round, 46th overall).

**2016-17:** Posted a career-highs in games played, assists, points... Among San Jose defensemen, finished T-3rd in goals, 3rd in assists, 3rd in points... **2015-2016:** Played in first full

season with San Jose and ranked T-7th amongst team defensemen in plus/minus (E) and 4th in shots on goal (56)...Scored first pro goal on Nov. 28 vs. Texas...**2014-15:** Made his AHL debut with Worcester, appearing in one game and recording a plus-1 rating with one shot on goal and two penalty minutes...Led all London defensemen in points (42) and goals (13) and 2nd in assists (29) during his first season in the OHL...Ranked 3rd on London in penalty minutes (78)...Led all London blueliners in playoff goals (4) and T-2nd in playoff points (4-2=6)...Ranked 2nd in the World Jr. Championships in penalty minutes (31) through seven games... **2013-14:** Will play for London (OHL) in 2014-15...Represented Sweden at the 2014 U.S. World Junior National Development Camp, recording one assist and six PIM in four games during the tournament...Recorded 34 points (13-21=34) and 54 PIM in 45 games with Frolunda's junior squad...Ranked 1st on the team in goals, assists and points amongst defensemen...Among league blueliners, ranked 2nd in goals and T-3rd in points...Appeared in one game for Frolunda in the Swedish Hockey League...**2012-13:** Split time primarily between Frolunda and Karlskrona in the Swedish Jr. leagues...Posted one goal, five assists and 22 PIM in 38 combined games between the two leagues...Recorded one assist and four penalty minutes for Sweden in five games at the U-18 World Junior Championship...**2011-12:** Represented Sweden at the U-17 World Hockey Challenge and ranked 2nd amongst team defensemen in points (three assists) in six tournament games



# JULIUS BERGMAN (CONTINUED)

## CAREER STATISTICS

## PLAYOFFS

| SEASON  | CLUB           | LEAGUE     | GP | G  | A  | PTS | PIM | GP | G | A | PTS | PIM |
|---------|----------------|------------|----|----|----|-----|-----|----|---|---|-----|-----|
| 2010-11 | Karlskrona J20 | Sweden Jr. | 14 | 5  | 4  | 9   | 6   | 1  | 0 | 1 | 1   | 0   |
|         | Karlskrona     | Sweden Jr. | 5  | 0  | 0  | 0   | 0   | 4  | 0 | 0 | 0   | 0   |
| 2011-12 | Karlskrona     | Sweden Jr. | 36 | 3  | 6  | 9   | 47  | 10 | 1 | 0 | 1   | 12  |
|         | Sweden         | WHC U-17   | 6  | 0  | 3  | 3   | 6   | -  | - | - | -   | -   |
| 2012-13 | Karlskrona     | Sweden Jr. | 23 | 0  | 0  | 0   | 16  | -  | - | - | -   | -   |
|         | Frolunda J18   | Sweden Jr. | 2  | 1  | 1  | 2   | 2   | 3  | 0 | 3 | 3   | 6   |
|         | Frolunda J20   | Sweden Jr. | 15 | 1  | 5  | 6   | 6   | 6  | 1 | 2 | 3   | 8   |
|         | Sweden         | U-18       | 5  | 0  | 1  | 1   | 4   | -  | - | - | -   | -   |
| 2013-14 | Frolunda J20   | Sweden Jr. | 45 | 13 | 21 | 34  | 54  | 3  | 0 | 1 | 1   | 8   |
|         | Frolunda       | Sweden     | 1  | 0  | 0  | 0   | 4   | -  | - | - | -   | -   |
| 2014-15 | London         | OHL        | 60 | 13 | 29 | 42  | 78  | 10 | 4 | 2 | 6   | 6   |
|         | Worcester      | AHL        | 1  | 0  | 0  | 0   | 2   | -  | - | - | -   | -   |
|         | Sweden         | U-20       | 7  | 0  | 1  | 1   | 31  | -  | - | - | -   | -   |
| 2015-16 | San Jose       | AHL        | 60 | 3  | 8  | 11  | 40  | 4  | 0 | 0 | 0   | 4   |
| 2016-17 | San Jose       | AHL        | 64 | 3  | 27 | 30  | 40  | 15 | 1 | 7 | 8   | 8   |

Selected by San Jose in the 2014 NHL Draft (2nd round, 46th overall)



## ANTOINE BIBEAU (BEE-boh)

GOALTENDER | CATCHES: LEFT

HEIGHT/WEIGHT: 6'3"/213

BORN: 5/1/94 in Victoriaville, Quebec

Signed by San Jose as a free agent on July 1, 2017

**2016-17:** Appeared in a pair of games with the Maple Leafs... Spent a majority of the season with the Marlies going 13-14-5 with a .894 save percentage, 3.08 goals against average...

Finished T-12th in the AHL in shutouts (3). **2015-16:** Appeared in a career high 40 games... finished T-6th in the AHL in wins... **2014-15:** During his rookie season, appeared in 31 games... finished T-7th in shutouts. **2013-14:** Traded from Charlottetown to Val d'Or on Dec. 28... Awarded the Guy Lafleur Trophy as the QMJHL Playoffs MVP after leading Val-d'Or Foreurs to the 2014 President's Cup (QMJHL Champions)... Awarded the Hap Emms Memorial Trophy as the Memorial Cup's Most Outstanding Goaltender... Named a CHL Memorial Cup All-Star. **2012-13:** Finished 5th in the QMJHL in wins... Finished 7th in GAA among goaltenders who appeared in 20 or more games.

## CAREER STATISTICS

## PLAYOFFS

| SEASON  | CLUB             | LEAGUE     | GP       | W        | L        | OT       | MIN        | GA       | SO       | GAA         | GP | W | L | O | MIN | GA | SO | GAA  |
|---------|------------------|------------|----------|----------|----------|----------|------------|----------|----------|-------------|----|---|---|---|-----|----|----|------|
| 2010-11 | Lewiston         | QMJHL      | 3        | 2        | 0        | 0        | 144        | 5        | 0        | 2.10        | -  | - | - | - | -   | -  | -  | -    |
| 2011-12 | Prince Edward    | QMJHL      | 29       | 7        | 9        | 1        | 1183       | 88       | 0        | 4.46        | -  | - | - | - | -   | -  | -  | -    |
| 2012-13 | Prince Edward    | QMJHL      | 46       | 28       | 11       | 3        | 2521       | 118      | 5        | 2.81        | -  | - | - | - | -   | -  | -  | -    |
| 2013-14 | Charlottetown    | QMJHL      | 26       | 8        | 11       | 5        | 1424       | 78       | 1        | 3.29        | -  | - | - | - | -   | -  | -  | -    |
|         | Val d'Or         | QMJHL      | 22       | 13       | 7        | 1        | 1267       | 64       | 1        | 3.03        | -  | - | - | - | -   | -  | -  | -    |
| 2014-15 | Toronto          | AHL        | 31       | 15       | 10       | 5        | 1809       | 81       | 4        | 2.69        | -  | - | - | - | -   | -  | -  | -    |
| 2015-16 | Toronto          | AHL        | 40       | 28       | 9        | 1        | 2354       | 106      | 3        | 2.70        | -  | - | - | - | -   | -  | -  | -    |
| 2016-17 | Toronto          | AHL        | 32       | 13       | 14       | 1        | 1892       | 97       | 3        | 3.08        | 1  | 0 | 1 | 0 | 37  | 2  | 0  | 3.23 |
|         | <b>Toronto</b>   | <b>NHL</b> | <b>2</b> | <b>1</b> | <b>1</b> | <b>0</b> | <b>122</b> | <b>4</b> | <b>0</b> | <b>1.99</b> | -  | - | - | - | -   | -  | -  | -    |
|         | <b>NHL TOTAL</b> |            | <b>2</b> | <b>1</b> | <b>1</b> | <b>0</b> | <b>122</b> | <b>4</b> | <b>0</b> | <b>1.99</b> | -  | - | - | - | -   | -  | -  | -    |

Selected by Toronto in the 2013 NHL Draft (3rd round, 172nd overall). Signed by San Jose as a free agent on July 1, 2017.

**MICHAEL BRODZINSKI****DEFENSE | SHOOTS:** Right**HEIGHT/WEIGHT:** 5' 11"/195 | **BORN:** 5/28/95 in Ham Lake, Minnesota  
Selected by San Jose in the 2013 NHL Draft (5th round, 141st overall)**2016-17:** Skated in 23 games for San Jose's ECHL affiliate the Allen Americans...Recorded his first two pro points (two assists) with Allen at Kalamazoo on Oct. 30... Scored his first pro goal with the Americans at Utah on Nov. 12... Recorded his first two AHL points

**(two assists) vs. Ontario on Feb. 12...** **2015-16:** Made his pro debut on March 26 vs. San Diego...Named to the Big-10 Second All-Star Team after leading all Minnesota blueliners and with 21 points and ranked T-2nd in power-play goals (3) and 1st in power-play points (11) in 37 games...Finished his collegiate career by playing in 99 games and tallying 48 points (18 goals, 30 assists) and a plus-26 rating...**2014-15:** Helped Minnesota defeat Michigan, 4-2, in the Big Ten Championship, contributing one assist...Ranked T-5th on the team in plus/minus (10)...**2013-14:** T-2nd amongst all team defenseman in goals (6)...Ranked 3rd in the nation in goals (6) and 12th in even strength points (13) amongst all freshman defenseman...Was named Big 10 third star of the week on Nov. 26...**2012-13:** Will attend the University of Minnesota in 2013-14...Participated in Team USA's 2013 National Junior Evaluation Camp...Named to the USHL All-Rookie and Second All-Star teams...Participated in the USHL Top Prospects Game...Led all USHL defensemen in goals (16) and T-6th in points (33) in his first season in the league...His 16 goals were the most for a USHL defenseman since 2009-10...3rd amongst league blueliners in shots (153)...3rd on Muskegon in points and led the team in power-play goals (9)...His brother, Jonny, was drafted 148th overall in 2013 by Los Angeles, making the brothers the first non-twins taken in the same round of a draft...His father, Mike, played in one game for the University of Minnesota...**2011-12:** Led Blaine High School in points (33) and assists (20) and T-1st in goals (13)...Participated in the Under-17 Five Nations Tournament and helped the U.S. Select Team win the gold medal...**2010-11:** T-4th in goals (9) and points (23) as Blaine won the 2011 Section Championship.

| CAREER STATISTICS |                |          |    |    |    |     | PLAYOFFS |    |   |   |     |     |
|-------------------|----------------|----------|----|----|----|-----|----------|----|---|---|-----|-----|
| SEASON            | CLUB           | LEAGUE   | GP | G  | A  | PTS | PIM      | GP | G | A | PTS | PIM |
| 2009-10           | Blaine High    | HS       | 24 | 2  | 3  | 5   | 12       | 5  | 1 | 0 | 1   | 0   |
| 2010-11           | Team Northeast | MN Elite | 21 | 3  | 8  | 11  | 20       | 2  | 0 | 1 | 1   | 2   |
| 2011-12           | Blaine High    | HS       | 25 | 9  | 14 | 23  | 22       | 5  | 5 | 3 | 8   | 0   |
|                   | Blaine High    | HS       | 25 | 13 | 20 | 33  | 26       | 3  | 3 | 0 | 3   | 17  |
|                   | Muskegon       | USHL     | 3  | 0  | 1  | 1   | 0        | -  | - | - | -   | -   |
|                   | Team Northwest | HS       | 20 | 4  | 10 | 14  | 51       | 3  | 1 | 1 | 2   | 2   |
| 2012-13           | Muskegon       | USHL     | 61 | 16 | 17 | 33  | 47       | 3  | 0 | 1 | 1   | 0   |
| 2013-14           | Minnesota      | Big Ten  | 26 | 6  | 7  | 13  | 12       | -  | - | - | -   | -   |
| 2015-16           | Minnesota      | Big Ten  | 37 | 8  | 13 | 21  | 34       | -  | - | - | -   | -   |
| 2017-18           | San Jose       | AHL      | 6  | 0  | 0  | 0   | 6        | 1  | 0 | 0 | 0   | 2   |
|                   | San Jose       | AHL      | 9  | 0  | 3  | 3   | 6        | -  | - | - | -   | -   |
|                   | Allen          | ECHL     | 23 | 3  | 7  | 10  | 14       | 6  | 0 | 3 | 3   | 4   |

Selected by San Jose in the 2013 NHL Draft (5th round, 141st overall)

**ROURKE CHARTIER** (SHAR-tee-yay)**CENTER | SHOOTS:** Left**HEIGHT/WEIGHT:** 5' 11"/195 | **BORN:** 4/3/96 in Saskatoon, Saskatchewan  
Selected by San Jose in the 2014 NHL Draft (5th round, 149th overall)**2016-17:** Finished the season T-1st in games played (67)... Among San Jose (AHL) rookies, finished T-2nd in goals, 2nd in assists, 2nd in points, 2nd plus/minus...During the playoffs, among rookies, finished T-1st in assists, T-3rd in points, and 1st in plus/minus (+3) despite

playing in just seven games... **2015-16:** Made pro debut in Game 4 of the Calder Cup's first round on April 29 vs Ontario...4th on Kelowna (WHL) in goals (25) despite missing half the season due to injury...Named an alternate captain of his team for the second straight season...Represented Canada at the U-20 World Jr. Championships, tallying two assists in five games...**2014-15:** Named CHL Sportsman of the Year and a member of the WHL (West) First All-Star Team...Won the Brad Hornung Trophy as the WHL's Most Sportsmanlike Player...T-1st in the playoffs in goals (13), 3rd in game-winning goals (3), and 4th in plus/minus (+13) en route to the WHL Championship and runner-up to the CHL's Memorial Cup...Tallied four shorthanded points (two goals, two assists) during the WHL playoffs...Ranked 4th on his team in playoff points (20)...Finished the regular season 3rd in goals (48), T-3rd in power-play goals (14) and T-1st in game-winning goals (10) in the WHL...Ranked 1st on his team in goals, 2nd in points (82), T-4th in assists (34) during the regular season...Named an alternate captain of Kelowna...**2013-14:** Ranked 4th in goals (24), T-4th in assists (34), T-5th on his team in points (58), and T-6th in plus/minus (+26) on his team during the regular season...During the postseason, finished 1st on his team in goals (6), T-6th in assists (6), and 6th in points (12)...One of three teammates to play in all regular season and playoff games...Won a gold medal at the Hlinka Memorial Tournament as a member of the Canada U18 team, registering one assist and a +2 rating in five games...**2012-13:** Finished 5th in goals



## ROURKE CHARTIER (CONTINUED)

(13), T-6th in assists (17), and 5th in points (30) league-wide amongst all U17 WHL players...Completed his first WHL season...Drafted by Kelowna in the 1st round (15th overall) in the WHL Bantam Draft.

### CAREER STATISTICS

| SEASON  | CLUB           | LEAGUE | GP | G  | A  | PTS | PIM | GP | G  | A | PTS | PIM |
|---------|----------------|--------|----|----|----|-----|-----|----|----|---|-----|-----|
| 2009-10 | Saskatoon      | GSHL   | 51 | 86 | 45 | 131 | -   | -  | -  | - | -   | -   |
| 2010-11 | Saskatoon      | SMHL   | 7  | 2  | 0  | 2   | 4   | 1  | 1  | 1 | 2   | 0   |
| 2011-12 | Saskatoon      | SMHL   | 42 | 23 | 34 | 57  | 14  | 13 | 8  | 5 | 13  | 2   |
| 2012-13 | Kelowna        | WHL    | 58 | 13 | 17 | 30  | 8   | 3  | 0  | 0 | 0   | 0   |
|         | Canada Western | WHC-17 | 5  | 1  | 2  | 3   | 2   | -  | -  | - | -   | -   |
| 2013-14 | Kelowna        | WHL    | 72 | 24 | 34 | 58  | 8   | 14 | 6  | 6 | 12  | 2   |
| 2014-15 | Kelowna        | WHL    | 58 | 48 | 34 | 82  | 18  | 16 | 13 | 7 | 20  | 2   |
| 2015-16 | Kelowna        | WHL    | 42 | 25 | 21 | 46  | 16  | 18 | 7  | 6 | 13  | 7   |
|         | Canada         | U-20   | 5  | 0  | 2  | 2   | 2   | -  | -  | - | -   | -   |
|         | San Jose       | AHL    | 0  | 0  | 0  | 0   | 0   | 1  | 0  | 0 | 0   | 0   |
| 2016-17 | San Jose       | AHL    | 67 | 17 | 18 | 35  | 10  | 7  | 0  | 6 | 6   | 4   |

Selected by San Jose in the 2014 NHL Draft (5th round, 149th overall)



## TIM CLIFTON

FORWARD | SHOOTS: RIGHT

HEIGHT/WEIGHT: 6'1"/195 | BORN: 5/22/92 in Matawan, New Jersey

Signed by San Jose as a free agent on March 19, 2017.

**2016-17: Made his pro debut on March 25, 2017 at Tucson... As a senior, T-1st on the Bobcats in goals, 6th in assists, 4th in points (25), T-1st in power-play goals (7).** **2015-16:**

As a junior, named Second Team All-League... Awarded Quinnipiac's Seventh Man Honor...


Named to the ECAC Hockey All-Academic Team...T-1st in power play goals (10)... Ranked 3rd in the ECAC in power play points (18), 1st in plus/minus (+27)... Helped lead QU to a National Championship appearance and scored his teams only goal in a 5-1 loss to North Dakota... **2014-15:** As a sophomore, appeared in 37 games... Named to the ECAC Hockey All-Academic Team... Set career-highs in goals (nine), assists (eight) and points (17)... ranked 4th on the team in goals... Was named ECAC Hockey Player of the Week on Jan. 6, 2015. **2013-14:** As a freshman, appeared in all 40 games... Named to the ECAC Hockey All-Academic Team...**2012-13:** Led the EJHL in goals (30), ranked 5th in points (63), 8th in assists... Won a EJHL Championship (Dineen Cup) with the New Jersey Hitmen.

### CAREER STATISTICS

|         |                       |        |    |    |    |     | PLAYOFFS |    |   |   |     |     |
|---------|-----------------------|--------|----|----|----|-----|----------|----|---|---|-----|-----|
| SEASON  | CLUB                  | LEAGUE | GP | G  | A  | PTS | PIM      | GP | G | A | PTS | PIM |
| 2011-12 | New Jersey Hitmen     | EJHL   | 39 | 14 | 30 | 44  | 37       | 6  | 3 | 6 | 9   | 4   |
| 2012-13 | New Jersey Hitmen     | EJHL   | 40 | 30 | 32 | 62  | 32       | 3  | 2 | 2 | 4   | 2   |
| 2013-14 | Quinnipiac University | ECAC   | 40 | 3  | 7  | 10  | 35       | -  | - | - | -   | -   |
| 2014-15 | Quinnipiac University | ECAC   | 37 | 9  | 8  | 17  | 45       | -  | - | - | -   | -   |
| 2015-16 | Quinnipiac University | ECAC   | 39 | 19 | 24 | 43  | 56       | -  | - | - | -   | -   |
| 2016-17 | Quinnipiac University | ECAC   | 39 | 13 | 12 | 25  | 44       | -  | - | - | -   | -   |
|         | San Jose              | AHL    | 8  | 0  | 0  | 0   | 0        | -  | - | - | -   | -   |

Signed by San Jose as a free agent on March 19, 2017.





## NICK DeSIMONE

DEFENSE | SHOOTS: RIGHT

HEIGHT/WEIGHT: 6'2"/195 | BORN: 11/21/94 in East Amherst, New York

Signed by San Jose as a free agent on March 30, 2017.

**2016-17:** Made his pro debut vs. Manitoba on April 1, 2017... Scored his first pro goal on April 15, 2017 at BAK (Nick Ellis)...Finished 14th among rookies in playoff points, T-3rd among rookie d-men... Among Union defensemen, ranked T-1st in goals, 3rd in assists,


2nd in points, 2nd in plus/minus (+13)...**2015-16:** As a sophomore, named to the ECAC Hockey All-Academic Team... Among Dutchmen, finished T-1st in power-play points (nine), 2nd in assists (14)... Among defensemen, recorded the 7th most points in the ECAC...**2014-15:** As a freshman, finished 3rd in the ECAC among rookie defensemen in points (11). **2013-14:** Named to the OJHL First All-Star Team... Finished 2nd among OJHL defensemen in points (51).

### CAREER STATISTICS

### PLAYOFFS

| SEASON  | CLUB               | LEAGUE | GP | G  | A  | PTS | PIM | GP | G | A | PTS | PIM |
|---------|--------------------|--------|----|----|----|-----|-----|----|---|---|-----|-----|
| 2012-13 | Connecticut Oilers | EJHL   | 37 | 5  | 10 | 15  | 24  | 2  | 1 | 0 | 1   | 2   |
| 2013-14 | Buffalo Jr. Sabres | OJHL   | 52 | 13 | 38 | 51  | 30  | 11 | 4 | 2 | 6   | 8   |
| 2014-15 | Union College      | ECAC   | 35 | 2  | 9  | 11  | 10  | -  | - | - | -   | -   |
| 2015-16 | Union College      | ECAC   | 36 | 4  | 14 | 18  | 16  | -  | - | - | -   | -   |
| 2016-17 | Union College      | ECAC   | 38 | 9  | 10 | 19  | 16  | -  | - | - | -   | -   |
|         | San Jose           | AHL    | 4  | 1  | 0  | 1   | 0   | 13 | 1 | 5 | 6   | 0   |

Signed by San Jose as a free agent on March 30, 2017.



## CAVAN FITZGERALD

DEFENSE | SHOOTS: LEFT

HEIGHT/WEIGHT: 6'1"/190 | BORN: 8/23/96 in Boston, Massachusetts

Signed by San Jose as a free agent on Oct. 7, 2015.

**2016-17:** Among Cataractes defensemen, finished 1st in goals, 3rd in assists, 3rd in points, 2nd in plus/minus (+23), 1st in power-play goals (9), 2nd in power-play assists (13)...

Among defensemen ranked 3rd in the QMJHL in goals...**2015-16:** Traded from Halifax to

Shawinigan (QMJHL) mid season...T-10th in points amongst defensemen in QMJHL...Led Shawinigan to the QMJHL final and notched 20 points in 21 playoff games...**2014-15:** Led all Halifax blueliners in points and ranked T-4th amongst all QMJHL rookie defensemen...He added 10 points (all assists) in 14 playoff games, again pacing team defensemen in scoring...His plus-7 rating in the playoffs led the team...**2013-14:** Led Summerside team defensemen in points... Made his QMJHL debut..

### CAREER STATISTICS

### PLAYOFFS

| SEASON  | CLUB        | LEAGUE | GP | G  | A  | PTS | PIM | GP | G | A  | PTS | PIM |
|---------|-------------|--------|----|----|----|-----|-----|----|---|----|-----|-----|
| 2011-12 | Cape Breton | NSMMHL | 35 | 5  | 12 | 17  | 24  | 3  | 1 | 1  | 2   | 4   |
| 2012-13 | Cape Breton | NSMMHL | 35 | 4  | 21 | 25  | 30  | 5  | 0 | 3  | 3   | 4   |
| 2013-14 | Summerside  | MJAHL  | 47 | 9  | 24 | 33  | 46  | 5  | 3 | 4  | 7   | 15  |
|         | Halifax     | QMJHL  | 3  | 1  | 0  | 1   | 0   | 4  | 0 | 0  | 0   | 0   |
| 2014-15 | Halifax     | QMJHL  | 40 | 4  | 27 | 31  | 17  | 14 | 0 | 10 | 10  | 2   |
| 2015-16 | Halifax     | QMJHL  | 32 | 10 | 16 | 26  | 25  | -  | - | -  | -   | -   |
|         | Shawinigan  | QMJHL  | 28 | 5  | 14 | 19  | 21  | 21 | 3 | 7  | 20  | 8   |
| 2016-17 | Shawinigan  | QMJHL  | 47 | 15 | 25 | 40  | 20  | -  | - | -  | -   | -   |

Signed by San Jose as a free agent on Oct. 7, 2015.



## ADAM HELEWKA (HEL-oo-ka)

LEFT WING | SHOOTS: LEFT

HEIGHT/WEIGHT: 6' 2"/205 | BORN: 7/21/95 in Burnaby, British Columbia  
Selected by San Jose in the 2015 NHL Draft (4th round, 106th overall).

**2016-17:** Among San Jose (AHL) rookies, finished T-3rd in goals, 3rd in assists, 3rd in points, 4th in plus/minus (+8), 3rd in penalty minutes (28), 2nd in power-play goals...**2015-16:** Made pro debut on Oct. 15 at Stockton...Traded from Spokane to Red Deer (WHL) mid-season...Ranked 7th in WHL in goals (42)...Led Red Deer in goals, points (74) and plus/minus (+25)...Also led team in playoff points 18 (nine goals, nine assists) in 17 playoff games...**2014-15:** Recorded new career highs in goals (44), assists (43), points (87), penalty minutes (59), games played (69) and plus/minus (+10)...Finished the season 1st on his team in goals and points, 2nd in assists and plus/minus and fourth in penalty minutes...Ranked 5th in the WHL in goals scored...Named an alternate captain for Spokane...**2013-14:** Improved off his rookie campaign by nearly doubling his total points (50)...Scored a career-best four goals at Vancouver on November 1, 2013...**2012-13:** Voted the Chiefs Rookie of the Year after amassing 10 goals and 17 assists during his rookie campaign...**2011-12:** Led his team in points (53) and goals (24), T-1st in assists (29) and 2nd in penalty minutes (74)...Led the BCMML in playoff points (5-4=9) en route to the BCMML Championship.

### CAREER STATISTICS

### PLAYOFFS

| SEASON  | CLUB                | LEAGUE | GP | G  | A  | PTS | PIM | GP | G | A | PTS | PIM |
|---------|---------------------|--------|----|----|----|-----|-----|----|---|---|-----|-----|
| 2011-12 | Vancouver NW Giants | BCMML  | 40 | 24 | 29 | 53  | 74  | 5  | 5 | 4 | 9   | 0   |
| 2012-13 | Spokane             | WHL    | 60 | 10 | 17 | 27  | 12  | 9  | 1 | 2 | 3   | 2   |
| 2013-14 | Spokane             | WHL    | 62 | 23 | 27 | 50  | 32  | 4  | 0 | 0 | 0   | 4   |
| 2014-15 | Spokane             | WHL    | 69 | 44 | 43 | 87  | 59  | 6  | 3 | 2 | 5   | 12  |
| 2015-16 | San Jose            | AHL    | 3  | 0  | 1  | 1   | 0   | -  | - | - | -   | -   |
|         | Spokane             | WHL    | 19 | 16 | 13 | 29  | 23  | -  | - | - | -   | -   |
|         | Red Deer            | WHL    | 34 | 26 | 19 | 45  | 34  | 17 | 9 | 9 | 18  | 18  |
| 2016-17 | San Jose            | AHL    | 58 | 14 | 15 | 29  | 28  | 12 | 3 | 0 | 3   | 6   |
|         | Allen               | ECHL   | 2  | 0  | 0  | 0   | 0   | -  | - | - | -   | -   |

Selected by San Jose in the 2015 NHL Draft (4th round, 106th overall)



## JOSEF KORENAR (YO-sef KOR-en-ahsh)

GOALTENDER | CATCHES: LEFT

HEIGHT/WEIGHT: 6'1"/185 | BORN: 1/31/98 in Pelhrimov, Czech Republic  
Signed by San Jose as a free agent on July 14, 2017

**2016-17:** Appeared in 32 games for Lincoln, posting a 14-11-4 record along with a 2.22 goals-against average, .925 save percentage, two shutouts... finished T-2nd in the league in save percentage, 3rd in goals against... **2015-16:** Split time between HC Dukla U-18 and

U-20... represented the Czech Republic at both the U-18 World Jr. Championships and the Ivan Hlinka Memorial Tournament. Helped Czech's earn a silver medal at the European Youth Olympic Winter Festival..

### CAREER STATISTICS

### PLAYOFFS

| SEASON  | CLUB         | LEAGUE | GP | W  | L  | OT | MINS | GA | SO | GAA  | GP | W | L | OT | MINS | GA | SO | GAA  |
|---------|--------------|--------|----|----|----|----|------|----|----|------|----|---|---|----|------|----|----|------|
| 2014-15 | HC Dukla U18 | Czech  | 23 | -  | -  | -  | -    | -  | -  | 2.25 | 2  | - | - | -  | -    | -  | -  | 2.52 |
|         | HC Dukla U20 | Czech  | 5  | -  | -  | -  | -    | -  | -  | 4.53 | 1  | - | - | -  | -    | -  | -  | 5.00 |
| 2015-16 | HC Dukla U18 | Czech  | 3  | -  | -  | -  | -    | -  | -  | 2.00 | -  | - | - | -  | -    | -  | -  | -    |
|         | HC Dukla U20 | Czech  | 24 | -  | -  | -  | -    | -  | -  | 3.28 | 3  | - | - | -  | -    | -  | -  | 3.02 |
|         | Czech U18    | U18    | 5  | -  | -  | -  | -    | -  | -  | 3.97 | -  | - | - | -  | -    | -  | -  | -    |
| 2016-17 | Lincoln      | USHL   | 32 | 14 | 11 | 0  | 1783 | 66 | 2  | 2.22 | -  | - | - | -  | -    | -  | -  | -    |

Signed by San Jose as a free agent on July 14, 2017

**DAVID MAKOWSKI****DEFENSE | SHOOTS: RIGHT****HEIGHT/WEIGHT:** 6'1"/205 | **BORN:** 8/19/89 in Wildwood, Missouri

Signed by San Jose (AHL) as a free agent on July 19, 2017

**2016-17: Voted to the ECHL First All-Star Team... Among Allen blueliners, finished 1st in goals (16), T-1st in assists (34), 1st in points (50), 3rd in plus/minus (+20), 2nd in penalty minutes (95), 1st in power play goals (8)...2015-16:** Helped lead the Allen Americans to a

ECHL Championship (Kelly Cup)... Led all ECHL defensemen in goals (17)... Among Allen defensemen, 1st in goals, 2nd in assists (21), 1st in points, 1st in penalty minutes (101)... During the playoffs, T-1st in goals (5)...**2014-15:** Signed an entry level contract with the Montreal Canadiens... Made his professional debut with the Wheeling Nailers vs. Reading Royals on Oct. 18, 2014... Recorded his first pro point at South Carolina on Oct. 25, 2014... Scored his first pro goal vs. Utah on Dec. 5, 2014... Made his AHL debut at Rockford on Dec. 30, 2014...**2013-14:** As a senior, helped lead DU to a NCHC Championship... Finished 3rd on the Pioneers in points (24), 2nd among d-men, T-1st in power play goals (6), 1st in blocked shots (73), T-3rd in game winning goals (2)...**2012-13:** As a junior, finished second among Pioneer defensemen in points (27)... Was named to the ALL-WCHA Academic Team...**2011-12:** As a sophomore, appeared in just 20 games after suffering an upper-body injury... Was named to the ALL-WCHA Academic Team...**2010-11:** As a freshman, named to the WCHA All-Rookie Team... Twice named WCHA Rookie of the Week (11/16 & 11/23)... **2009-10:** Voted USHL Defenseman of the Year... Help lead the Gamblers to a USHL Championship (Clark Cup)... Named to the USHL First All-Star Team... Selected to the USHL All-Star Game (did not play)... Led all defensemen in goals (18), T-2nd in points (41), T-3rd in game winning goals, T-1st in power play goals, T-1st in short handed goals, 2nd in shots (203)...**2008-09:** Selected to the USHL All-Star Game... Voted to the USHL Second All-Star Team... Among Gamblers defensemen, 1st in goals (9), 2nd in assists (20), 2nd in points (29), T-first in game winning goals (1)...**2007-08:** Named to the NAHL All-Rookie Team.

**CAREER STATISTICS****PLAYOFFS**

| SEASON  | CLUB            | LEAGUE | GP | G  | A  | PTS | PIM | GP | G | A  | PTS | PIM |
|---------|-----------------|--------|----|----|----|-----|-----|----|---|----|-----|-----|
| 2007-08 | St. Louis       | NAHL   | 51 | 4  | 16 | 20  | 73  | 11 | 0 | 5  | 5   | 21  |
| 2008-09 | Green Bay       | USHL   | 51 | 9  | 20 | 29  | 71  | 7  | 3 | 4  | 7   | 18  |
| 2009-10 | Green Bay       | USHL   | 52 | 18 | 23 | 41  | 84  | 12 | 1 | 10 | 11  | 29  |
| 2010-11 | Univ. Denver    | WCHA   | 41 | 6  | 24 | 30  | 53  | -  | - | -  | -   | -   |
| 2011-12 | Univ. Denver    | WCHA   | 20 | 2  | 10 | 12  | 26  | -  | - | -  | -   | -   |
| 2012-13 | Univ. Denver    | WCHA   | 39 | 9  | 18 | 27  | 42  | -  | - | -  | -   | -   |
| 2013-14 | Univ. Denver    | NCHC   | 42 | 10 | 14 | 24  | 48  | -  | - | -  | -   | -   |
| 2014-15 | Hamilton        | AHL    | 7  | 0  | 0  | 0   | 2   | -  | - | -  | -   | -   |
|         | Wheeling        | ECHL   | 44 | 8  | 11 | 19  | 61  | 7  | 1 | 2  | 3   | 10  |
| 2015-16 | Allen           | ECHL   | 54 | 17 | 21 | 38  | 101 | 18 | 5 | 15 | 20  | 20  |
| 2016-17 | Szekeshfehervar | EBEL   | 18 | 2  | 7  | 9   | 61  | -  | - | -  | -   | -   |
|         | Allen           | ECHL   | 42 | 16 | 34 | 50  | 95  | 11 | 2 | 7  | 9   | 8   |

Signed by San Jose (AHL) as a free agent on July 19, 2017.



## JONATHON MARTIN

**RIGHT WING | SHOOTS: RIGHT**

**HEIGHT/WEIGHT: 6'2"/ 215 | BORN: 8/23/95 in Winnipeg, Manitoba**

Signed by San Jose as a free agent on March 2, 2016.

**2016-17: Scored his first professional goal on Dec. 17, 2016 vs. Bakersfield (Nick Ellis)...**

**appeared in seven games for San Jose's ECHL affiliate the Allen Americans...2015-16:**

Made his professional debut on Mar. 26 vs. San Diego...As captain of Swift Current, posted career highs in goals, assists and points...Led the team in goals (T-8th in the WHL), points and ranked 2nd in penalty minutes...Named the WHL's Player of the Week for the week ending Oct. 18...Was traded to Swift Current four games into the season...**2014-15:** Ranked T-4th on the team in plus/minus (+9)...Led the team in penalty minutes...**2013-14:** Led the team in penalty minutes...**2012-13:** Paced the team in penalty minutes...**2011-12:** Ranked 2nd on the team amongst rookies in games played and goals...Represented Canada Western in the 2012 World U-17 Hockey Challenge.

### CAREER STATISTICS

### PLAYOFFS

| SEASON  | CLUB           | LEAGUE   | GP | G  | A  | PTS | PIM | GP | G | A | PTS | PIM |
|---------|----------------|----------|----|----|----|-----|-----|----|---|---|-----|-----|
| 2011-12 | Kootenay       | WHL      | 59 | 6  | 4  | 10  | 52  | 2  | 0 | 0 | 0   | -2  |
|         | Canada Western | WHC U-17 | 5  | 2  | 0  | 2   | 18  | -  | - | - | -   | -   |
| 2012-13 | Kootenay       | WHL      | 68 | 9  | 7  | 16  | 97  | 5  | 0 | 0 | 0   | 10  |
| 2013-14 | Kootenay       | WHL      | 63 | 10 | 8  | 18  | 105 | 13 | 2 | 1 | 3   | 8   |
| 2014-15 | Kootenay       | WHL      | 56 | 7  | 17 | 24  | 86  | 6  | 0 | 2 | 2   | 2   |
| 2015-16 | Kootenay       | WHL      | 4  | 3  | 1  | 4   | 6   | -  | - | - | -   | -   |
|         | Swift Current  | WHL      | 66 | 38 | 31 | 69  | 74  | -  | - | - | -   | -   |
|         | San Jose       | AHL      | 8  | 0  | 0  | 0   | 2   | 3  | 0 | 0 | 0   | 0   |
| 2016-17 | San Jose       | AHL      | 26 | 2  | 3  | 5   | 23  | -  | - | - | -   | -   |
|         | Allen          | ECHL     | 7  | 2  | 2  | 4   | 12  | -  | - | - | -   | -   |

Signed by San Jose as a free agent on March 2, 2016.



## BRANDON MASHINTER

**LEFT WING | SHOOTS: LEFT**

**HEIGHT/WEIGHT: 6'4"/225 | BORN: 9/20/88 in Bradford, Ontario**

Signed by San Jose as a free agent on Sept. 11, 2017.

**2016-17: Finished T-3rd among IceHogs skaters in points, T-1st in goals, 8th in assists,**

**T-6th in PIM (70), 4th in power play goals...2015-16: Appeared in a career high 41 NHL**

games with the Chicago... scored his first NHL goal against Vancouver on Dec. 13, 2015 (Ryan Miller) **2014-15:** Finished T-3rd on the IceHogs in games played, 4th in goals **2013-14:** Appeared in six games for the New York Rangers... traded from New York to Chicago on Dec. 6, 2013. **2012-13:** Traded from San Jose to New York on Jan. 1, 2013 **2011-12:** Finished 2nd on the Sharks (AHL) in goals, 8th in points, 4th in points **2010-11:** Appeared in 13 games for San Jose **2009-10:** Made his professional debut with Worcester at Adirondack on Sept. 10, 2009... registered his first two pro points (1 goal, 1 assist) at Bridgeport on Oct. 9, 2009..

### CAREER STATISTICS

### PLAYOFFS

| SEASON  | CLUB                 | LEAGUE | GP        | G        | A        | PTS      | PIM       | GP | G | A | PTS | PIM |
|---------|----------------------|--------|-----------|----------|----------|----------|-----------|----|---|---|-----|-----|
| 2009-10 | Worcester            | AHL    | 79        | 22       | 15       | 37       | 117       | 11 | 1 | 5 | 6   | 6   |
| 2010-11 | San Jose             | NHL    | 13        | 0        | 0        | 0        | 17        | -  | - | - | -   | -   |
|         | Worcester            | AHL    | 62        | 14       | 19       | 33       | 96        | -  | - | - | -   | -   |
| 2011-12 | Worcester            | AHL    | 65        | 16       | 17       | 33       | 67        | -  | - | - | -   | -   |
| 2012-13 | Worcester            | AHL    | 30        | 2        | 3        | 5        | 44        | -  | - | - | -   | -   |
|         | New York Rangers     | NHL    | 4         | 0        | 0        | 0        | 0         | -  | - | - | -   | -   |
|         | Connecticut          | AHL    | 35        | 10       | 9        | 19       | 52        | -  | - | - | -   | -   |
| 2013-14 | New York Rangers     | NHL    | 6         | 0        | 0        | 0        | 10        | -  | - | - | -   | -   |
|         | Hartford             | AHL    | 11        | 1        | 7        | 8        | 15        | -  | - | - | -   | -   |
|         | Rockford             | AHL    | 47        | 14       | 14       | 28       | 79        | -  | - | - | -   | -   |
| 2014-15 | Rockford             | AHL    | 69        | 17       | 15       | 32       | 57        | 8  | 3 | 3 | 6   | 4   |
| 2015-16 | Chicago              | NHL    | 41        | 4        | 1        | 5        | 23        | 2  | 0 | 0 | 0   | 2   |
|         | Rockford             | AHL    | 12        | 4        | 3        | 7        | 11        | -  | - | - | -   | -   |
| 2016-17 | Rockford             | AHL    | 61        | 15       | 15       | 30       | 70        | -  | - | - | -   | -   |
|         | <b>SHARKS TOTALS</b> |        | <b>13</b> | <b>0</b> | <b>0</b> | <b>0</b> | <b>17</b> | -  | - | - | -   | -   |
|         | <b>NHL TOTALS</b>    |        | <b>64</b> | <b>4</b> | <b>1</b> | <b>5</b> | <b>50</b> | -  | - | - | -   | -   |

Signed by San Jose as a free agent on March 3, 2009. Traded to NY Rangers in exchange for Tommy Grant and a sixth round selection (179th overall, later traded to Chicago) in the 2014 NHL Draft on Jan. 16, 2013. Traded from NY Rangers to Chicago in exchange for Kyle Beach on Dec. 6, 2013. Signed by San Jose as a free agent on Sept. 11, 2017.

**COLBY MCAULEY****FORWARD | SHOOTS: LEFT****HEIGHT/WEIGHT:** 6'0"/185 | **BORN:** 5/28/95 in Sherwood Park, Alberta

Signed by San Jose (AHL) as a free agent on May 9, 2017.

**2016-17:** Made his professional debut on April 4, 2017 at Stockton... recorded his first AHL assist in his first professional game... Appeared in two Calder Cup playoff games... Set a career high in games played (69) with Prince George (WHL), goals (26), assists (29), points (55), plus/minus (+16), playoff games played (6), playoff goals (4), playoff assists (4), playoff points (8), playoff penalty minutes. (8)... Led Prince George in playoff goals, points, T-1st in power play goals (1)...**2015-16:** Led the WHL in penalty minutes (156)...**2014-15:** Finished 5th on Prince George in penalty minutes, 1st among rookies.

**CAREER STATISTICS****PLAYOFFS**

| SEASON  | CLUB          | LEAGUE | GP | G  | A  | PTS | PIM | GP | G | A | PTS | PIM |
|---------|---------------|--------|----|----|----|-----|-----|----|---|---|-----|-----|
| 2013-14 | Sherwood Park | AMHL   | 33 | 13 | 16 | 29  | 65  | -  | - | - | -   | -   |
|         | Spruce Grove  | AJHL   | 6  | 2  | 1  | 3   | 6   | -  | - | - | -   | -   |
| 2014-15 | Prince George | WHL    | 57 | 5  | 6  | 11  | 75  | 5  | 0 | 0 | 0   | 0   |
| 2015-16 | Prince George | WHL    | 66 | 13 | 17 | 30  | 156 | 4  | 0 | 0 | 0   | 0   |
| 2016-17 | Prince George | WHL    | 68 | 26 | 29 | 55  | 87  | 6  | 4 | 4 | 8   | 8   |
|         | San Jose      | AHL    | 4  | 0  | 2  | 2   | 0   | 2  | 0 | 0 | 0   | 0   |

Signed by San Jose (AHL) as a free agent on May 9, 2017.

**JOHN MCCARTHY****LEFT WING | SHOOTS: LEFT****HEIGHT/WEIGHT:** 6'1"/195 | **BORN:** 8/9/86 in Boston, Massachusetts

Signed by San Jose (AHL) as a free agent on July 11, 2016.

**2016-17:** T-1st on the Barracuda in games played... Scored the second most goals of his career in a single season... Finished the season 3rd on the team in goals... **2015-16:** Made one NHL appearance on Oct. 24 vs Carolina... Finished 3rd on San Jose Barracuda (AHL) in points , T-5th in goals and set a new career high in assists ...**2014-15:** Finished the season ranked T-1st all-time in games played for Worcester with 277 (Nick Petrecki, 277), 1st in points with 151, 1st in goals with 63...Set franchise record in goals (61) and added an assist on March 21 vs. Lehigh Valley... Set franchise record for most points (145) by scoring twice, adding assist, +2, and was #1 star on March 11 at Bridgeport...Scored his first goal of the season for Worcester, fired a game high five shots, played in his 250th game as a member of the Worcester Sharks on Jan. 31 vs. Providence...Reassigned by St. Louis to Worcester from Chicago (AHL) on Jan 14...**2013-14:** Posted two points (1-1=2), four PIM's, 49 shots, and averaged 11:03 TOI in 36 games with San Jose this season...Was a significant contributor on the Sharks sixth-ranked penalty kill, averaging 1:11 of ice time per game...In 13 games with Worcester, McCarthy had seven points (3-4=7) and a plus-one rating in 13 games...**2012-13:** 7th in points (25), 8th in goals (9) and 6th in assists (16) in 65 games as Worcester's captain... 3rd on the team in shots (128) and went 2-for-5 in the shootout (one shootout determining goal)...**2011-12:** Reached the 20-goal mark for the first time in his career, which led Worcester...First on team in points and 3rd in plus/minus (+7)...Named the Worcester Sharks Team MVP...Served as an alternate captain...Led all forwards with 199 shots on goal...Added 17 points on the power play (6-11-17)...**2010-11:** Scored his first career goal on Oct. 23 at Edmonton (Nikolai Khabibulin)...Registered his first NHL point (assist) at Colorado on Oct. 21...**2009-10:** Made his NHL debut on Jan. 9 vs. Detroit and played 11:06...Member of Worcester's "Crazed Rats" Line (with Dan DaSilva and Andrew Desjardins) which won the team's Unsung Heroes Award...Named to The Hockey News East All-Rookie Team...Led team and was 5th in the AHL with a +36...**2008-09:** Co-captain of the National Champions...Set career highs in goals, assists and points...Recipient of 2009 John B. Simpson Award, given to a BU senior on the basis of enthusiastic senior leadership...Received BU's "Unsung Hero" Award for the second time...**2007-08:** Five of his seven points were within the conference...**2006-07:** Appeared in all 39 games...Scored one power play goal, the first of his collegiate career...**2005-06:** Scored four points in his freshman year at Boston University...**2004-05:** Tied for team lead in games played.



# JOHN MCCARTHY (CONTINUED)

## CAREER STATISTICS

| SEASON  | CLUB              | LEAGUE | GP | G  | A  | PTS | PIM | GP | G | A | PTS | PIM |
|---------|-------------------|--------|----|----|----|-----|-----|----|---|---|-----|-----|
| 2004-05 | Des Moines        | USHL   | 60 | 8  | 10 | 18  | 32  | -  | - | - | -   | -   |
| 2005-06 | Boston University | HE     | 32 | 2  | 2  | 4   | 12  | -  | - | - | -   | -   |
| 2006-07 | Boston University | HE     | 39 | 2  | 3  | 5   | 18  | -  | - | - | -   | -   |
| 2007-08 | Boston University | HE     | 38 | 4  | 3  | 7   | 24  | -  | - | - | -   | -   |
| 2008-09 | Boston University | HE     | 45 | 6  | 23 | 29  | 24  | -  | - | - | -   | -   |
| 2009-10 | Worcester         | AHL    | 74 | 15 | 27 | 42  | 39  | 11 | 2 | 3 | 5   | 10  |
| 2010-11 | San Jose          | NHL    | 4  | 0  | 0  | 0   | 0   | -  | - | - | -   | -   |
|         | San Jose          | NHL    | 37 | 2  | 2  | 4   | 8   | -  | - | - | -   | -   |
| 2011-12 | Worcester         | AHL    | 25 | 7  | 5  | 12  | 13  | -  | - | - | -   | -   |
|         | San Jose          | NHL    | 10 | 0  | 0  | 0   | 10  | -  | - | - | -   | -   |
|         | Worcester         | AHL    | 65 | 20 | 27 | 47  | 41  | -  | - | - | -   | -   |
| 2012-13 | Worcester         | AHL    | 65 | 9  | 16 | 25  | 12  | -  | - | - | -   | -   |
| 2013-14 | San Jose          | NHL    | 36 | 1  | 1  | 2   | 4   | -  | - | - | -   | -   |
|         | Worcester         | AHL    | 13 | 3  | 4  | 7   | 9   | -  | - | - | -   | -   |
| 2014-15 | Chicago           | AHL    | 25 | 5  | 3  | 8   | 11  | -  | - | - | -   | -   |
|         | Worcester         | AHL    | 35 | 9  | 9  | 18  | 8   | -  | - | - | -   | -   |
| 2015-16 | San Jose          | AHL    | 67 | 16 | 29 | 45  | 22  | 4  | 0 | 0 | 0   | 0   |
|         | San Jose          | NHL    | 1  | 0  | 0  | 0   | 0   | -  | - | - | -   | -   |
| 2016-17 | San Jose          | AHL    | 67 | 19 | 14 | 33  | 26  | 15 | 2 | 5 | 7   | 18  |
|         | NHL/Sharks Totals |        | 88 | 3  | 3  | 6   | 22  | -  | - | - | -   | -   |

Selected by San Jose in the 2006 NHL Entry Draft (7th round, 202nd overall). Signed by St. Louis as a free agent on July 8, 2014. Signed by San Jose as a free agent on July 2, 2015. Signed by San Jose (AHL) as a free agent on July 11, 2016.



## JACOB MIDDLETON

DEFENSE | SHOOTS: RIGHT

HEIGHT/WEIGHT: 6'3"/210 | BORN: 1/2/96 in Stratford, Ontario

Signed by San Jose as a free agent on Sept. 7, 2017.

**2016-17: Made his AHL debut on Oct. 22, 2017 at Ontario... Scored his first professional goal on March 14, 2017 at Bakersfield (Jonas Gustavsson)... Among Barracuda defensemen, finished 2nd in penalty minutes, first among rookies...**

**2015-16:** Made his professional debut on April 8, 2016 as a member of the Manchester Monarchs (ECHL) vs. Adirondack... Recorded his first professional assist on April 9, 2016 at Adirondack... Appeared in five Kelly Cup playoff games with Manchester... As captain of Ottawa (OHL), led the team in games played (68), 2nd in penalty minutes (68)... Set career highs in games played, goals (7), assists (24), points (31), penalty minutes (68)... **2014-15:** Set a career high in playoffs games played, playoff penalty minutes... **2013-14:** Among Ottawa defensemen, T-2nd games played (64), 4th in goals (2), 2nd in assists, 2nd in points (23), 2nd in penalty minutes (64)... **2012-13:** Traded from Owen Sound to Ottawa on Jan. 7, 2013... Named to the OHL Second All-Rookie Team.

## CAREER STATISTICS

| SEASON  | CLUB       | LEAGUE | GP | G | A  | PTS | PIM | GP | G | A | PTS | PIM |
|---------|------------|--------|----|---|----|-----|-----|----|---|---|-----|-----|
| 2012-13 | Owen Sound | OHL    | 14 | 0 | 1  | 1   | 7   | -  | - | - | -   | -   |
|         | Ottawa     | OHL    | 15 | 1 | 3  | 4   | 18  | -  | - | - | -   | -   |
| 2013-14 | Ottawa     | OHL    | 65 | 2 | 21 | 23  | 64  | -  | - | - | -   | -   |
| 2014-15 | Ottawa     | OHL    | 64 | 4 | 23 | 27  | 62  | 6  | 1 | 1 | 2   | 4   |
| 2015-16 | Ottawa     | OHL    | 68 | 7 | 24 | 31  | 68  | 5  | 0 | 2 | 2   | 2   |
|         | Manchester | ECHL   | 2  | 0 | 1  | 1   | 0   | 5  | 0 | 0 | 0   | 0   |
| 2016-17 | San Jose   | AHL    | 50 | 1 | 8  | 9   | 56  | 13 | 0 | 4 | 4   | 10  |

Selected by Los Angeles in the 2014 NHL Draft (7th round, 202nd overall). Signed by San Jose (AHL) as a free agent on Oct. 4, 2016. Signed by San Jose as a free agent on Sept. 7, 2017.

**BRYAN MOORE****FORWARD** | **SHOOTS: LEFT****HEIGHT/WEIGHT:** 5'11"/203**BORN:** 5/25/94 in Indian Trail, North Carolina

Signed by San Jose (AHL) on July 19, 2017.

**2016-17:** Traded from Orlando (ECHL) to Allen (ECHL) on Nov. 18... Finished 3rd on the Americans in goals (27), 8th in assists (24), 4th in points (51), 2nd in plus/minus (+26), 2nd in penalty minutes (140), and 1st in short-handed goals (2)... notched a goal and an assist in two games with


**San Jose (AHL)...****2015-16:** Made his professional debut on Oct. 10, 2015 with San Diego (AHL) vs. Grand Rapids... Registered his first pro assist with Utah (ECHL) vs. Allen on Oct. 23, 2015... scored his first two pro goals vs. Allen on Nov. 27, 2015...**2014-15:** Finished 3rd on SOO (OHL) in penalty minutes (110)... **2013-14:** Traded from Sarnia (OHL) to Soo on Jan. 7, 2014... ranked 4th on the Greyhounds in goals (25), 2nd in assists (38), 2nd in points (63), 1st in penalty minutes (100), 4th in power play goals (6), T-2nd in short-handed goals (1)... **2012-13:** T-6th in goals for the Sting (11), T-7th in assists (19), 8th in points (30), 7th in penalty minutes, T-2nd in power play goals...**2011-12:** Finished T-6th in goals (7) on Sioux Falls, 6th in assists (10), 7th in points...**2010-11:** Finished 2nd among Sioux Falls (USHL) rookies in goals (10), 2nd in assists (9), 2nd in points (19).

**CAREER STATISTICS****PLAYOFFS**

| SEASON  | CLUB        | LEAGUE | GP | G  | A  | PTS | PIM | GP | G | A | PTS | PIM |
|---------|-------------|--------|----|----|----|-----|-----|----|---|---|-----|-----|
| 2010-11 | Sioux Falls | USHL   | 49 | 10 | 9  | 19  | 68  | 7  | 1 | 1 | 2   | 4   |
| 2011-12 | Sioux Falls | USHL   | 43 | 7  | 10 | 17  | 33  | -  | - | - | -   | -   |
| 2012-13 | Sarnia      | OHL    | 64 | 11 | 19 | 30  | 45  | 3  | 1 | 0 | 1   | -   |
| 2013-14 | Sarnia      | OHL    | 31 | 11 | 22 | 33  | 67  | -  | - | - | -   | -   |
|         | Soo         | OHL    | 27 | 14 | 14 | 28  | 33  | 7  | 2 | 1 | 3   | 10  |
| 2014-15 | Soo         | OHL    | 59 | 23 | 27 | 50  | 110 | 14 | 7 | 6 | 13  | 21  |
| 2015-16 | San Diego   | AHL    | 29 | 2  | 5  | 7   | 35  | -  | - | - | -   | -   |
|         | Utah        | ECHL   | 19 | 8  | 15 | 23  | 42  | 9  | 2 | 5 | 7   | 20  |
| 2016-17 | Orlando     | ECHL   | 6  | 0  | 0  | 0   | 27  | -  | - | - | -   | -   |
|         | Allen       | ECHL   | 44 | 27 | 24 | 51  | 113 | 5  | 3 | 3 | 6   | 17  |
|         | San Jose    | AHL    | 2  | 1  | 1  | 2   | 12  | -  | - | - | -   | -   |
|         | Manitoba    | AHL    | 2  | 0  | 0  | 0   | 0   | -  | - | - | -   | -   |

Signed by San Jose (AHL) on July 19, 2017.





## NOAH ROD

**LEFT WING** | **SHOOTS:** LEFT

**HEIGHT/WEIGHT:** 6' 0"/195 | **BORN:** 6/7/96 in La Chaux-de-Fonds, Switzerland

Selected by San Jose in the 2014 NHL Draft (2nd round, 53rd overall).

**2016-17:** Made his North American debut for San Jose (AHL) on April 9, 2017 vs. Stockton... registered his first AHL assist on April 15, 2017 at Bakersfield... **2015-16:** Set a career

high in games played, goals, assists and points...Represented Switzerland at the U-20 World Jr. Championships and led the team in goals as an alternate captain; was named a Top-3 Player on his team...Posted three points in two Swiss Cup games...**2014-15:** Named a U-20 World Jr. Championships Top 3 Player on Team with three goals and three assists through six games for Switzerland...Youngest player to appear in 38 games with Genève-Servette HC...Played his first full season in Switzerland's highest professional league...**2013-14:** Played 31 games in his second season with Genève-Servette U20, ranking 1st on the team in points (37), 1st in goals (16), and 2nd in assists (21)...Played in all five of Switzerland's U18 WJC games, finishing the tournament T-2nd in assists (4) and 3rd in points (6) on his team...Finished the U18 WJC T-1st amongst all competitors in plus/minus, earning the U18 WJC Best Plus/Minus award...**2012-13:** In 33 games with Genève-Servette U20, he ranked T-1st in goals (14), 3rd in assists (17), 2nd in points (31), and 3rd in penalty minutes (62) on his team...Posted six points (2-4=6) in 15 international games with Switzerland's U17 and U18 teams.

### CAREER STATISTICS

### PLAYOFFS

| SEASON  | CLUB                | LEAGUE    | GP | G  | A  | PTS | PIM | GP | G | A | PTS | PIM |
|---------|---------------------|-----------|----|----|----|-----|-----|----|---|---|-----|-----|
| 2012-13 | Geneve-Servette U17 | Swiss Jr. | 6  | 3  | 7  | 10  | 10  | 5  | 4 | 1 | 5   | 4   |
|         | Geneve-Servette U20 | Swiss Jr. | 33 | 14 | 17 | 31  | 62  | 6  | 5 | 2 | 7   | 34  |
| 2013-14 | Geneve-Servette U20 | Swiss Jr. | 31 | 16 | 21 | 37  | 58  | 2  | 0 | 1 | 1   | 29  |
|         | Geneve-Servette     | Swiss     | 28 | 1  | 2  | 3   | 8   | 12 | 1 | 3 | 4   | 4   |
|         | Switzerland         | U-18      | 5  | 2  | 4  | 6   | 22  | -  | - | - | -   | -   |
| 2014-15 | Geneve-Servette HC  | Swiss     | 38 | 1  | 3  | 4   | 22  | 10 | 2 | 1 | 3   | 6   |
|         | Switzerland         | U-20      | 6  | 3  | 3  | 6   | 2   | -  | - | - | -   | -   |
| 2015-16 | Geneve-Servette HC  | Swiss     | 44 | 7  | 9  | 16  | 12  | 6  | 2 | 2 | 4   | 0   |
|         | Geneve-Servette U20 | Swiss Jr. | 3  | 1  | 6  | 7   | 4   | -  | - | - | -   | -   |
|         | Switzerland         | U-20      | 6  | 4  | 2  | 6   | 6   | -  | - | - | -   | -   |
| 2016-17 | Geneve-Servette     | Swiss     | 27 | 5  | 9  | 14  | 22  | 4  | 0 | 0 | 0   | 2   |
|         | San Jose            | AHL       | 2  | 0  | 1  | 1   | 0   | 5  | 0 | 0 | 0   | 0   |

Selected by San Jose in the 2014 NHL Draft (2nd round, 53rd overall).



## JEREMY ROY (WAH)

**DEFENSE** | **SHOOTS:** RIGHT

**HEIGHT/WEIGHT:** 6'0"/195 | **BORN:** 5/14/97 in Richelieu, Quebec

Selected by San Jose in the 2015 NHL Draft (2nd round, 31st overall).

**2016-17:** Traded from Sherbrooke (QMJHL) to Blainville-Boisbriand on April 26, 2016... appeared in just 10 games for Blainville-Boisbriand after suffering a season ending lower body injury...**2015-16:** Ranked T-23rd in defensemen scoring in QMJHL...7th on team

in points and 4th on team in assists; 2nd amongst team blueliners in points...Was named QMJHL "First Star" of the week on Sept. 28...Named an alternate captain for Sherbrooke Phoenix...Missed significant time due to injury...**2014-15:** Participated in Canada's 2015 Summer Development camp...Finished the season T-10th amongst all QMJHL defensemen in points (43), despite skating in just 46 games due to injury...His 0.93 points per game ranked T-2nd amongst league blueliners (minimum 25 games played)...Led Sherbrooke defensemen in both points and assists (38)...Represented the QMJHL at the CHL's 2015 Top Prospects Game, recording an assist and a plus-1 rating for Team Orr...Represented Canada at the U-18 World Jr. Championships, recording four points (3-1=4), en route to a bronze medal...Named one of Canada's top-three players by his coaches...Named an alternate captain for Canada during the Hlinka Memorial Tournament and posted three assists in five games, as Canada won a gold medal...Named an alternate captain for Sherbrooke...**2013-14:** Led all QMJHL rookie defensemen in points (44), goals (14) and assists (30)...Awarded the Raymond Lagace Trophy as the QMJHL Defensive Rookie of the Year...Named to the QMJHL's All-Rookie Team...Posted the most points by a defenseman (5) as Quebec's captain at the World U-17 Hockey Challenge..

### CAREER STATISTICS

### PLAYOFFS

| SEASON  | CLUB                  | LEAGUE | GP | G  | A  | PTS | PIM | GP | G | A | PTS | PIM |
|---------|-----------------------|--------|----|----|----|-----|-----|----|---|---|-----|-----|
| 2013-14 | Sherbrooke            | QMJHL  | 64 | 14 | 30 | 44  | 23  | -  | - | - | -   | -   |
|         | Canada Quebec         | WHC-17 | 6  | 1  | 4  | 5   | 17  | -  | - | - | -   | -   |
| 2014-15 | Sherbrooke            | QMJHL  | 46 | 5  | 38 | 43  | 37  | 6  | 1 | 4 | 5   | 0   |
|         | Canada                | U-18   | 7  | 3  | 1  | 4   | 2   | -  | - | - | -   | -   |
| 2015-16 | Sherbrooke            | QMJHL  | 45 | 6  | 28 | 34  | 27  | -  | - | - | -   | -   |
| 2016-17 | Blainville-Boisbriand | QMJHL  | 10 | 2  | 1  | 3   | 9   | -  | - | - | -   | -   |

Selected by San Jose in the 2015 NHL Draft (2nd round, 31st overall).



# 2017-18 SAN JOSE SHARKS MEDIA GUIDE

## THE PLAYERS



## FILIP SANDBERG

**FORWARD** | **SHOOTS:** RIGHT

**HEIGHT/WEIGHT:** 5'9"/190 | **BORN:** 7/23/94 in Jarfalla, Sweden

Signed by San Jose as a free agent on May 23, 2017

**2016-17:** Helped lead HV17 to a Swedish Hockey League Championship... T-1st in games played (52), 9th in goals (8), 3rd in assists (17), 6th in points (25), 7th in plus/minus (+17)... During the postseason, T-2nd in goals (6), T-2nd in assists (8), 1st in points (14)...**2015-16:** T-1st on HV17 in games played (52), T-5th in goals (9), T-8th in assists (12), 7th in points (21)...**2014-15:** Led HV17 in games played, T-6th in plus/minus (+4)...**2013-14:** Represented team Sweden in the U-20 World Junior Championships, won silver medal...**2012-13:** Represented team Sweden in the U-20 World Junior Championships, won silver medal.

| CAREER STATISTICS |                  |            |    |    |    |     | PLAYOFFS |    |   |   |     |     |
|-------------------|------------------|------------|----|----|----|-----|----------|----|---|---|-----|-----|
| SEASON            | CLUB             | LEAGUE     | GP | G  | A  | PTS | PIM      | GP | G | A | PTS | PIM |
| 2010-11           | HV71 Elit        | Sweden Jr. | 12 | 9  | 11 | 20  | 31       | -  | - | - | -   | -   |
|                   | HV71 Allsvenskan | Sweden Jr. | 5  | 1  | 3  | 4   | 4        | -  | - | - | -   | -   |
|                   | HV71 SuperElit   | Sweden Jr. | 29 | 2  | 7  | 9   | 12       | 5  | 0 | 0 | 0   | 0   |
| 2011-12           | HV71 Elit        | Sweden Jr. | 1  | 0  | 1  | 1   | 0        | -  | - | - | -   | -   |
|                   | HV71 Allsvenskan | Sweden Jr. | 3  | 2  | 0  | 2   | 2        | -  | - | - | -   | -   |
|                   | HV71 SuperElit   | Sweden Jr. | 43 | 14 | 20 | 34  | 48       | -  | - | - | -   | -   |
| 2012-13           | HV71 J20         | Sweden Jr. | 33 | 24 | 29 | 53  | 20       | 7  | 3 | 5 | 8   | 4   |
|                   | HV71             | Sweden     | 15 | 1  | 1  | 2   | 0        | -  | - | - | -   | -   |
|                   | Sweden           | U-20       | 6  | 2  | 0  | 2   | 0        | -  | - | - | -   | -   |
| 2013-14           | HV71 J20         | Sweden Jr. | 14 | 8  | 11 | 19  | 8        | 4  | 4 | 4 | 8   | 0   |
|                   | HV71             | Sweden     | 30 | 1  | 4  | 5   | 8        | 8  | 0 | 0 | 0   | 0   |
|                   | VIK Vasteras     | Sweden     | 10 | 1  | 2  | 3   | 2        | -  | - | - | -   | -   |
| 2014-15           | Sweden           | U-20       | 6  | 0  | 0  | 0   | 4        | -  | - | - | -   | -   |
|                   | HV71             | Sweden     | 55 | 6  | 12 | 18  | 8        | 6  | 0 | 1 | 1   | 0   |
|                   | HV71             | Sweden     | 52 | 9  | 12 | 21  | 14       | 6  | 1 | 2 | 3   | 2   |
| 2016-17           | HV71             | Sweden     | 52 | 8  | 17 | 25  | 16       | 16 | 6 | 8 | 14  | 4   |

Signed by San Jose as a free agent on May 23, 2017



## ALEX SCHOENBORN (SHANE-born)

**RIGHT WING** | **SHOOTS:** RIGHT

**HEIGHT/WEIGHT:** 6' 1"/200 | **BORN:** 12/12/95 in Minot, North Dakota

Selected by San Jose in the 2014 NHL Draft (3rd round, 72nd overall).

**2016-17:** Split time between Allen (ECHL) and San Jose (AHL)... Scored his first professional goal on Oct. 29, 2016 vs. Bakersfield (Nick Ellis)...**2015-16:** Made pro debut on April 1 vs. Bakersfield...Ranked 2nd on Portland in points, 2nd on team in goals and T-3rd in power-play goals...Named an alternate captain for Portland...Set career highs in goals, assists and points...Was the only player on his team to post 20 more goals and 50 or more penalty minutes...**2014-15:** Appeared in all 17 of his team's playoff games, recording the third-most penalty minutes (18), as his team advanced to the third round of the 2015 WHL Playoffs...Ranked 3rd on his team in penalty minutes (66), 6th in goals (15), 9th in points (33) and 10th in assists (18), despite missing time due to injury...**2013-14:** Increased his offensive output in his second WHL season, finishing the year ranked 8th on his team in goals (18) and 10th in points (36)...Led the team in penalty minutes (121)...One of only two players on his team to play in all 72 regular season games...Advanced to the WHL championship game with the Winterhawks, playing in all 21 games and finishing 2nd on the team in penalty minutes (41)...**2012-13:** In his first season in the WHL, accrued 22 penalty minutes in 20 games and registered two points (1-1=2).

| CAREER STATISTICS |           |        |    |    |    |     | PLAYOFFS |    |   |   |     |     |
|-------------------|-----------|--------|----|----|----|-----|----------|----|---|---|-----|-----|
| SEASON            | CLUB      | LEAGUE | GP | G  | A  | PTS | PIM      | GP | G | A | PTS | PIM |
| 2012-13           | Portland  | WHL    | 20 | 1  | 1  | 2   | 22       | -  | - | - | -   | -   |
|                   | Wenatchee | NAHL   | 10 | 0  | 1  | 1   | 34       | -  | - | - | -   | -   |
| 2013-14           | Portland  | WHL    | 72 | 18 | 18 | 36  | 121      | 21 | 3 | 2 | 5   | 41  |
| 2014-15           | Portland  | WHL    | 49 | 15 | 18 | 33  | 66       | 17 | 3 | 1 | 4   | 18  |
| 2015-16           | Portland  | WHL    | 67 | 27 | 30 | 57  | 80       | 4  | 1 | 0 | 1   | 8   |
|                   | San Jose  | AHL    | 1  | 0  | 0  | 0   | 0        | -  | - | - | -   | -   |
|                   | Allen     | ECHL   | 2  | 0  | 1  | 1   | 0        | -  | - | - | -   | -   |
| 2016-17           | San Jose  | AHL    | 29 | 1  | 3  | 4   | 25       | -  | - | - | -   | -   |
|                   | Allen     | ECHL   | 6  | 2  | 0  | 2   | 7        | -  | - | - | -   | -   |

Selected by San Jose in the 2014 NHL Draft (3rd round, 72nd overall).



## RADIM SIMEK (Rah-DEEM SHIH-mehk)

DEFENSE | SHOOTS: LEFT

HEIGHT/WEIGHT: 5'11"/200 | BORN: 9/20/92 in Mlada Boleslav, Czech Republic

Signed by San Jose as a free agent on May 23, 2017.

**2016-17: Represented the Czech republic in the World Championships... Led all Czech blueliners in goals (11)... Finished T-3rd on Liberec in goals, T-5th in assists (13), 4th in points (24), 2nd in plus/minus (18)...2015-16:** Helped lead Liberec to a Czech championship... earned playoff MVP honors... finished 1st in postseason in plus/minus (+13)... Among Liberec defenders, 1st in goals (9), 2nd in assists (12), 2nd in points (21), 2nd in plus/minus (+17)...**2014-15:** Led all Czech defensemen in goals (10)... Finished 4th on Liberec in games played (47), 5th in goals, 4th in assists (13), 4th in points (23), 1st in plus/minus (+9) .

### CAREER STATISTICS

| SEASON  | CLUB                | LEAGUE     | GP | G  | A  | PTS | PIM | PLAYOFFS |   |   |     |
|---------|---------------------|------------|----|----|----|-----|-----|----------|---|---|-----|
|         |                     |            |    |    |    |     |     | GP       | G | A | PTS |
| 2010-11 | Liberec             | U-20       | 36 | 1  | 9  | 10  | 16  | -        | - | - | -   |
| 2011-12 | Liberec             | U-20       | 32 | 6  | 4  | 10  | 14  | -        | - | - | -   |
| 2012-13 | Benatky nad Jizerou | Czech2     | 9  | 0  | 0  | 0   | 8   | 7        | 0 | 0 | 2   |
|         | Liberec             | Czech      | 7  | 0  | 0  | 0   | 2   | 6        | 0 | 0 | 4   |
| 2013-14 | Benatky nad Jizerou | Czech U-20 | 37 | 0  | 5  | 5   | 41  | -        | - | - | -   |
|         | Liberec             | Czech      | 24 | 0  | 0  | 0   | 4   | -        | - | - | -   |
| 2014-15 | Benatky nad Jizerou | Czech2     | 19 | 1  | 1  | 2   | 20  | 2        | 0 | 0 | 0   |
|         | Liberec             | Czech      | 47 | 10 | 13 | 23  | 24  | 4        | 2 | 3 | 5   |
| 2015-16 | Benatky nad Jizerou | Czech2     | 2  | 1  | 0  | 1   | 0   | -        | - | - | -   |
|         | Liberec             | Czech      | 51 | 9  | 12 | 21  | 28  | 14       | 3 | 7 | 10  |
| 2016-17 | Czech Republic      | WC         | 8  | 1  | 0  | 1   | 4   | -        | - | - | -   |
|         | Liberec             | Czech      | 42 | 11 | 13 | 24  | 30  | 16       | 2 | 6 | 8   |
|         | Czech Republic      | WC         | 8  | 1  | 1  | 2   | 0   | -        | - | - | -   |

Signed by San Jose as a free agent on May 23, 2017..



## ALEX TRUE

FORWARD | SHOOTS: LEFT

HEIGHT/WEIGHT: 6'5"/200 | BORN: 7/17/97 in Kobenhavn, Denmark

Signed by San Jose (AHL) as a free agent on July 13, 2017.

**2016-17: Represented Denmark in the U20 World Junior Championships... Helped lead Seattle to a WHL Championship... finished third on Seattle in goals (25), 8th in points (40), 7th in penalty minutes (38), T-1st playoff games played, T-1st in goals (12), 6th in assists (10), 5th in points (22)... Named Seattle's Most Dedicated Player...2015-16:** Represented Denmark in the U20 World Junior Championships... Finished T-3rd in playoff goals (6), T-5th (10)...**2014-15:** Represented Denmark in both the U20 and U18 World Junior Championships..

### CAREER STATISTICS

| SEASON  | CLUB           | LEAGUE      | GP | G  | A  | PTS | PIM | PLAYOFFS |    |    |     |
|---------|----------------|-------------|----|----|----|-----|-----|----------|----|----|-----|
|         |                |             |    |    |    |     |     | GP       | G  | A  | PTS |
| 2012-13 | Rungsted U-17  | Denmark Jr. | 14 | 15 | 14 | 29  | 9   | 4        | 1  | 4  | 5   |
|         | Rungsted U-20  | Denmark Jr. | 12 | 3  | 4  | 7   | 0   | 2        | 2  | 2  | 4   |
| 2013-14 | Rungsted U-17  | Denmark Jr. | 16 | 38 | 24 | 62  | 4   | 3        | 2  | 8  | 10  |
|         | Gladstaxe U-20 | Denmark Jr. | -  | -  | -  | -   | -   | -        | -  | -  | -   |
|         | Rungsted IK    | Denmark2    | 25 | 10 | 12 | 22  | 14  | -        | -  | -  | -   |
|         | Rungsted       | Denmark     | 11 | 0  | 0  | 0   | 0   | -        | -  | -  | -   |
|         | Denmark        | U-18        | 6  | 1  | 0  | 1   | 2   | -        | -  | -  | -   |
| 2014-15 | Seattle        | WHL         | 38 | 6  | 6  | 12  | 14  | 6        | 2  | 0  | 2   |
|         | Denmark        | U-18        | 5  | 2  | 3  | 5   | 4   | -        | -  | -  | -   |
|         | Denmark        | U-20        | 5  | 0  | 0  | 0   | 0   | -        | -  | -  | -   |
| 2015-16 | Seattle        | WHL         | 65 | 14 | 18 | 32  | 26  | 18       | 6  | 4  | 10  |
|         | Denmark        | U-20        | 5  | 1  | 1  | 2   | 6   | -        | -  | -  | -   |
| 2016-17 | Seattle        | WHL         | 66 | 25 | 15 | 40  | 38  | 20       | 12 | 10 | 22  |
|         | Denmark        | U-20        | 8  | 2  | 2  | 4   | 0   | -        | -  | -  | -   |

Signed by San Jose (AHL) as a free agent on July 13, 2017

**MANUEL WIEDERER** (VEE-der-uhr)**CENTER** | **SHOOTS: RIGHT****HEIGHT/WEIGHT:** 6'1"/175 | **BORN:** 11/21/96 in Deggendorf, Germany

Selected by San Jose in the 2016 NHL Draft (5th round, 150th overall).

**2016-17:** Traded from Moncton to Rouyn-Noranda on Dec. 23, 2016... Finished 3rd on the Huskies in goals, 4th in points, 2nd in power play goals (10), 2nd in short-handed goals (4)...**2015-16:** Finished 3rd on the team in goals, assists and points in his first season in theQMJHL...Ranked 2nd on the team in plus/minus (+23)...Led the team in goals and points during the playoffs, ranking T-4th overall in the league in playoff goals...**2014-15:** Earned his first call-up to Germany's top league, appearing in 29 games with Straubing...Represented Germany at the World Jr. Championships...**2013-14:** Led the U-18 German league in points, finishing with 29 more than the next closest skater...Finished 6th in goals scored in German's third men's league...Tied for the team lead in goals and T-2nd in points for Germany at the U-18 World Jr. Championships...**CAREER STATISTICS****PLAYOFFS**

| SEASON  | CLUB            | LEAGUE      | GP | G  | A  | PTS | PIM | GP | G  | A  | PTS | PIM |
|---------|-----------------|-------------|----|----|----|-----|-----|----|----|----|-----|-----|
| 2013-14 | Deggendorf      | Germany3    | 40 | 12 | 12 | 24  | 16  | -  | -  | -  | -   | -   |
|         | Deggendorf U-18 | Germany Jr. | 22 | 51 | 75 | 126 | 66  | 3  | 4  | 11 | 15  | 4   |
|         | Germany         | U-18        | 6  | 3  | 2  | 5   | 2   | -  | -  | -  | -   | -   |
| 2014-15 | Kaufbeuren      | Germany2    | 15 | 2  | 4  | 6   | 10  | -  | -  | -  | -   | -   |
|         | Straubing       | Germany     | 29 | 1  | 1  | 2   | 31  | -  | -  | -  | -   | -   |
|         | Germany         | U-20        | 5  | 0  | 0  | 0   | 2   | -  | -  | -  | -   | -   |
| 2015-15 | Moncton         | QMJHL       | 54 | 29 | 35 | 64  | 41  | 17 | 12 | 4  | 16  | 12  |
|         | Germany         | U-20 DIA    | 5  | 0  | 1  | 1   | 2   | -  | -  | -  | -   | -   |
| 2016-17 | Moncton         | QMJHL       | 30 | 15 | 15 | 30  | 23  | -  | -  | -  | -   | -   |
|         | Rouyn-Noranda   | QMJHL       | 30 | 14 | 9  | 23  | 6   | 12 | 4  | 6  | 10  | 16  |

Selected by San Jose in the 2016 NHL Draft (5th round, 150th overall).

**STEPHON WILLIAMS****GOALTENDER** | **CATCHES: LEFT****HEIGHT/WEIGHT:** 6'2"/190 | **BORN:** 4/28/93 in Fairbanks, Alaska

Signed by San Jose (AHL) as a free agent on Sept. 13, 2017

**2016-17:** Appeared in 24 games with the Sound Tigers going 6-13-1 with a 3.08 goals-against average and a .891 save percentage... appeared in eight games with Missouri going 3-4-0 with a 2.69 goals against average and a .916 save percentage **2015-16:** Ap-peared in 29 games for the Sound Tigers going 15-13-1 with a 2.77 goals-against average and a .899 save percentage... recorded his first professional shutout after making 26 saves vs. Springfield on Nov. 11, 2015 **2014-15:** Made his pro debut with Bridgeport on April 4, 2015 vs. Syracuse... WCHA Champion... WCHA Goaltending Champion... WCHA Second All-Star Team... went 25-6-3 in his junior season with 1.65 goals-against average and a .925 save percentage **2013-14:** Went 5-6-0 with a 3.23 goals-against average and a .862 save percentage **2012-13:** WCHA Rookie of the Year... All-WCHA First Team... WCHA Goaltending Champion... went 21-12-2 overall with a 2.00 goals-against and a .924 save percentage.**CAREER STATISTICS****PLAYOFFS**

| SEASON  | CLUB            | LEAGUE | GP | W-L-O-SO  | MINS | GA  | SO | GAA  | SV%  | GP | W-L | MINS | GA | SO | GAA | SV% |
|---------|-----------------|--------|----|-----------|------|-----|----|------|------|----|-----|------|----|----|-----|-----|
| 2012-13 | Minnesota State | WCHA   | 35 | 21-12-2   | -    | -   | -  | 2.00 | .924 | -  | -   | -    | -  | -  | -   | -   |
| 2013-14 | Minnesota State | WCHA   | 12 | 5-6-0-0   | -    | -   | -  | 3.23 | .862 | -  | -   | -    | -  | -  | -   | -   |
| 2014-15 | Minnesota State | WCHA   | 35 | 25-6-3    | -    | -   | -  | 1.65 | .925 | -  | -   | -    | -  | -  | -   | -   |
|         | Bridgeport      | AHL    | 5  | 3-1-0-0   | 255  | 9   | 0  | 2.12 | .936 | -  | -   | -    | -  | -  | -   | -   |
| 2015-16 | Bridgeport      | AHL    | 29 | 19-11-6-0 | 2351 | 106 | 2  | 2.70 | .909 | -  | -   | -    | -  | -  | -   | -   |
|         | Missouri        | ECHL   | 7  | 2-3-2-0   | 412  | 20  | 0  | 2.91 | .892 | -  | -   | -    | -  | -  | -   | -   |
| 2016-17 | Bridgeport      | AHL    | 24 | 6-13-1-0  | 1265 | 65  | 1  | 3.08 | .891 | -  | -   | -    | -  | -  | -   | -   |
|         | Missouri        | ECHL   | 8  | 3-4-0-0   | 424  | 19  | 0  | 2.69 | .916 | -  | -   | -    | -  | -  | -   | -   |

Selected by New York (NYI) in the fourth round (106th overall) of the 2013 NHL Draft. Signed by San Jose (AHL) as a free agent on Sept. 13, 2017



## JOACHIM BLICHFELD (YO-kim)

**LEFT WING** | **SHOOTS:** Right | **HEIGHT/WEIGHT:** 6' 2"/186 | **BORN:** 7/17/98 in Frederikshavn, Denmark  
Selected by San Jose in the 2016 NHL Draft (7th round, 210th overall).

**2016-17:** Represented Denmark in the U20 World Junior Championships... Led team in goals, T-1st in assists... Finished 1st among 'Winterhawk' rookies in goals, 2nd in assists, 1st in points... paced Portland in playoff goals, T-2nd in assists, T-2nd in points, T-1st in points, 1st in plus/minus (+3)...**2015-16:** Led all Denmark skaters in points and goals at the U-18 World Jr. Championships...T-12th in the tournament in goals...Finished 3rd on Malmö (U-20) in points and 2nd in goals...**2014-15:** Split time between Malmö's Elit and Allsvenskan squads, leading both teams in goals and points...Helped Denmark win the gold medal at the U-18 D1A World Jr. Championships.

### CAREER STATISTICS

### PLAYOFFS

| SEASON  | CLUB             | LEAGUE     | GP | G  | A  | PTS | PIM | GP | G | A | PTS | PIM |
|---------|------------------|------------|----|----|----|-----|-----|----|---|---|-----|-----|
| 2014-15 | Malmö U-18       | Sweden Jr. | 20 | 11 | 5  | 16  | 14  | -  | - | - | -   | -   |
|         | Malmö U-18 Alls. | Sweden Jr. | 17 | 9  | 10 | 19  | 6   | 2  | 0 | 1 | 1   | 0   |
|         | Denmark          | U-18 D1A   | 4  | 0  | 0  | 0   | 0   | -  | - | - | -   | -   |
| 2015-16 | Malmö U-18 Alls. | Sweden Jr. | 2  | 0  | 0  | 0   | 0   | 5  | 5 | 3 | 8   | 2   |
|         | Malmö U-20       | Sweden Jr. | 45 | 15 | 13 | 28  | 10  | 3  | 2 | 0 | 2   | 0   |
|         | Denmark          | U-18       | 7  | 4  | 2  | 6   | 2   | -  | - | - | -   | -   |
| 2016-17 | Portland         | WHL        | 63 | 28 | 30 | 58  | 34  | 11 | 5 | 5 | 10  | 8   |
|         | Denmark          | U20        | 5  | 3  | 1  | 4   | 0   | -  | - | - | -   | -   |

Selected by San Jose in the 2016 NHL Draft (7th round, 210th overall).

## IVAN CHEKHOVICH (CHEH-koh-vihch)

**LEFT WING** | **SHOOTS:** LEFT | **HEIGHT/WEIGHT:** 5'10"/185 | **BORN:** 1/4/99 in Yekaterinburg, Russia  
Selected by San Jose in the 2017 NHL Draft (7th round, 212th overall).

**2016-17:** Represented Russia in the U18 World Junior Championships... Led Russia in goals, T-2nd in assists, T-1st in points... Named a U18 WJC All-Star... Earned a bronze medal... Paced Drakkar goals, assists, points, power-play assists (14)... Finished 5th among QMJHL rookies in goals, 3rd in points...**2015-16:** Represented Russia in the U18 World Junior Championships... Appeared in 19 games with Balashikha... Finished 2nd on Moskva in goals, 6th in assists, T-2nd in points...**2014-15:** Appeared in 31 games, finished 6th in goals, assists, points.

### CAREER STATISTICS

### PLAYOFFS

| SEASON  | CLUB        | LEAGUE      | GP | G  | A  | PTS | PIM | GP | G | A | PTS | PIM |
|---------|-------------|-------------|----|----|----|-----|-----|----|---|---|-----|-----|
| 2014-15 | Moskva U16  | Russia      | 36 | 19 | 23 | 42  | 8   | -  | - | - | -   | -   |
| 2015-16 | Moskva U17  | Russia      | 31 | 15 | 9  | 24  | 8   | -  | - | - | -   | -   |
|         | Balashikha  | MHL         | 19 | 3  | 4  | 7   | 4   | -  | - | - | -   | -   |
|         | Russia      | U-17 W. Ch. | 6  | 4  | 3  | 7   | 2   | -  | - | - | -   | -   |
| 2016-17 | Russia      | U-18 W. Ch. | 5  | 0  | 1  | 1   | 2   | -  | - | - | -   | -   |
|         | Baie-Comeau | QMJHL       | 60 | 26 | 33 | 59  | 14  | -  | - | - | -   | -   |
|         | Russia      | U-18        | 7  | 5  | 4  | 9   | 4   | -  | - | - | -   | -   |
|         | Denmark     | U20         | 5  | 3  | 1  | 4   | 0   | -  | - | - | -   | -   |

Selected by San Jose in the 2016 NHL Draft (7th round, 210th overall).

## SASHA CHMELEVSKI (CHEH-meh-lehv-skee)

**CENTER** | **SHOOTS:** RIGHT | **HEIGHT/WEIGHT:** 6'0"/180 | **BORN:** 6/9/99 in Huntington Beach, California  
Selected by San Jose in the 2017 NHL Draft (6th round, 185th overall).

**2016-17:** Finished 4th on Ottawa in goals, 5th in assists, 4th in points, Finished T-2nd in playoff goals, T-6th in points...**2015-16:** Traded from Sarnia to Ottawa on Jan. 6, 2016... Finished 2nd among Ottawa rookies in goals, assists, points... ranked 2nd among 67' skaters in plus/minus (+11)...**2014-15:** Finished T-3rd in goals, assists, 5th in points.

### CAREER STATISTICS

### PLAYOFFS

| SEASON  | CLUB           | LEAGUE | GP | G  | A  | PTS | PIM | GP | G | A | PTS | PIM |
|---------|----------------|--------|----|----|----|-----|-----|----|---|---|-----|-----|
| 2014-15 | Honeybaked U16 | HPHL   | 25 | 10 | 14 | 24  | 4   | -  | - | - | -   | -   |
|         | Honeybaked U18 | HPHL   | 1  | 0  | 0  | 0   | 0   | -  | - | - | -   | -   |
| 2015-16 | Sarnia         | OHL    | 29 | 9  | 8  | 17  | 2   | -  | - | - | -   | -   |
|         | Ottawa         | OHL    | 5  | 2  | 0  | 2   | 2   | -  | - | - | -   | -   |
|         | USA Nat. U-17  | USNTDP | 6  | 2  | 3  | 5   | 0   | -  | - | - | -   | -   |
|         | USA U-17       | WHC    | 5  | 2  | 2  | 4   | 0   | -  | - | - | -   | -   |
| 2016-17 | Ottawa         | OHL    | 58 | 21 | 22 | 43  | 20  | 6  | 2 | 2 | 4   | 2   |
|         | USA Nat. U-18  | USNTDP | 2  | 0  | 1  | 1   | 2   | -  | - | - | -   | -   |

Selected by San Jose in the 2017 NHL Draft (6th round, 185th overall).

**KARLIS CUKSTE** (CAR-lis CUCK-stee)**DEFENSE** | **SHOOTS:** LEFT | **HEIGHT/WEIGHT:** 6' 1"/205 | **BORN:** 6/17/97 in Riga, Latvia

Selected by San Jose in the 2015 NHL Draft (5th round, 130th overall).

**2016-17:** Represented Latvia in the U20 World Junior Championships... In six games, finished 2nd on Latvia in goals, 1st among d-men, T-1st in assists, 2nd in points, 1st in points among d-men... ranked 10th among Bobcats in points, 3rd among defensemen, 2nd among freshmen...**2015-16:** Recorded four goals and 11 assists during his first season in the USHL...His three assists and plus-5 rating in five games for Latvia during the U-20 World Jr. Championships (D1A) were T-1st, as Latvia won the gold medal...Named Best Defenseman during the U-20 World Jr. Championships (D1A)...**2014-15:** Lone player on HK Riga and one of just six players in the MHL to appear in all 56 games during his rookie season...T-2nd on Latvia in points (6) at the U-18 World Jr. Championships...Ranked 2nd amongst all defensemen in points at the U-18 World Jr. Championships...Won a bronze medal with Latvia at the U-20 World Jr. Championships (D1A)...**2013-14:** Ranked 1st among SK Riga 18 defensemen in goals (9), assists (14) and points (23)... Won a gold medal with Latvia at the U-18 World Jr. Championships (D1A)...**2012-13:** Helped SK Riga 16 win the Latvia U-18 Championship, registering 9 goals and 11 assists in 19 games...Ranked 1st among team defensemen in goals, assists, points (20) and plus/minus (+24)...Finished 1st in the league in points from a defenseman.

**CAREER STATISTICS****PLAYOFFS**

| SEASON  | CLUB                  | LEAGUE     | GP | G | A  | PTS | PIM | GP | G | A | PTS | PIM |
|---------|-----------------------|------------|----|---|----|-----|-----|----|---|---|-----|-----|
| 2012-13 | SK Riga               | Latvia U18 | 19 | 9 | 11 | 20  | 24  | -  | - | - | -   | -   |
| 2013-14 | SK Riga               | Latvia U20 | 22 | 9 | 14 | 23  | 16  | -  | - | - | -   | -   |
|         | Latvia                | U-18 D1A   | 5  | 1 | 1  | 2   | 0   | -  | - | - | -   | -   |
| 2014-15 | HS Prizma             | Latvia U18 | 3  | 2 | 2  | 4   | 0   | -  | - | - | -   | -   |
|         | HK Riga               | MHL        | 56 | 7 | 8  | 15  | 40  | 3  | 0 | 0 | 0   | 0   |
|         | Latvia                | U-18 D1A   | 6  | 2 | 4  | 6   | 8   | -  | - | - | -   | -   |
| 2015-16 | Latvia                | U-20 D1A   | 5  | 1 | 2  | 3   | 2   | -  | - | - | -   | -   |
|         | Chicago               | USHL       | 44 | 4 | 11 | 15  | 10  | -  | - | - | -   | -   |
|         | Latvia U20            | U-20 D1A   | 5  | 0 | 3  | 3   | 6   | -  | - | - | -   | -   |
| 2016-17 | Quinnipiac University | ECAC       | 38 | 5 | 10 | 15  | 47  | -  | - | - | -   | -   |
|         | Latvia                | U20        | 6  | 1 | 2  | 3   | 8   | -  | - | - | -   | -   |

Selected by San Jose in the 2015 NHL Draft (5th round, 130th overall).

**MARIO FERRARO****DEFENSE** | **SHOOTS:** LEFT | **HEIGHT/WEIGHT:** 5'11"/185 | **BORN:** 9/17/98 in King City, Ontario

Selected by San Jose in the 2017 NHL Draft (2nd round, 49th overall).

**2016-17:** Will attend UMASS (Hockey East) in 2017-18... Named to the USHL All-Rookie Team... Named a USHL First All-Star... Ranked 2nd on the Bucs in points... Among USHL defensemen, finished T-1st in goals, 2nd in assists, 2nd in points, 2nd in power play assists (16)...**2015-16:** Among OJHL defensemen, ranked T-4th in assists among, 9th in points... Finished T-1st on the Patriots in assists, T-3rd in points...**2014-15:** Helped win a OJHL Championship... Had a goal, three assists, 16 penalty minutes in 22 playoff games.

**CAREER STATISTICS****PLAYOFFS**

| SEASON  | CLUB       | LEAGUE | GP | G | A  | PTS | PIM | GP | G | A | PTS | PIM |
|---------|------------|--------|----|---|----|-----|-----|----|---|---|-----|-----|
| 2014-15 | Toronto    | OJHL   | 43 | 1 | 11 | 12  | 28  | 22 | 1 | 3 | 4   | 16  |
| 2015-16 | Toronto    | OJHL   | 51 | 6 | 34 | 40  | 46  | -  | - | - | -   | -   |
| 2016-17 | Des Moines | USHL   | 60 | 8 | 33 | 41  | 42  | 3  | 0 | 0 | 0   | 0   |

Selected by San Jose in the 2017 NHL Draft (2nd round, 49th overall).



## EMIL GALIMOV (gah-LEE-mawv)

**LEFT WING** | **SHOOTS:** LEFT | **HEIGHT/WEIGHT:** 6' 1"/175 | **BORN:** 5/9/92 in Nizhnekamsk, Russia

Selected by San Jose in the 2013 NHL Draft (7th round, 207th overall)

**2016-17:** Appeared in 42 games, collected nine points, 24 penalty minutes...**2015-16:** Recorded new career-highs in assists, points, plus/minus (+21) and penalty minutes...T-10th in the KHL with a plus-10...**2014-15:** Appeared in 50+ games for first time in his career...Ranked 6th on his team in plus/minus (+7).....Finished 10th on Lokomotiv in points (18)...**2013-14:** Finished 4th on the team in goals (7) and 7th on the team in points (12)...Ended the postseason 7th on the team in plus/minus (+2)...**2012-13:** Spent time between the KHL and its minor leagues (VHL and MHL), posting 12-15=27 in 40 combined games...T-5th on Lokomotiv (KHL) in points (20) despite playing in just 33 games...T-8th on the team in goals (8) and 4th in assists (13)...5th on the team in plus/minus (+8) and spent most of the year on the team's first line...**2011-12:** Tied for the Lokomotiv (VHL) team lead with nine goals and T-3rd in points (13) despite playing in just 17 games...T-4th on Lokomotiv in playoff points (5) in 10 games...Scored one goal in six games at the 2011 Subway Super Series...Began the season with Neftekhimik (KHL) before joining Lokomotiv...**2010-11:** 6th on Reaktor (MHL) in goals (11) despite playing in just 27 games...Tied for the team lead with three playoff goals...Made his KHL debut with Neftekhimik...**2009-10:** T-7th on Russia in points (3) in seven games at the U-18 World Junior Championships.

### CAREER STATISTICS

### PLAYOFFS

| SEASON  | CLUB        | LEAGUE | GP | G  | A  | PTS | PIM | GP | G | A | PTS | PIM |
|---------|-------------|--------|----|----|----|-----|-----|----|---|---|-----|-----|
| 2009-10 | Reaktor     | MHL    | 32 | 6  | 4  | 10  | 69  | 1  | 0 | 1 | 1   | 0   |
|         | Russia      | U-18   | 7  | 2  | 1  | 3   | 10  | -  | - | - | -   | -   |
| 2010-11 | Neftekhimik | KHL    | 18 | 1  | 1  | 2   | 4   | -  | - | - | -   | -   |
|         | Reaktor     | MHL    | 27 | 11 | 7  | 18  | 34  | 5  | 3 | 0 | 3   | 27  |
| 2011-12 | Neftekhimik | KHL    | 8  | 0  | 0  | 0   | 2   | -  | - | - | -   | -   |
|         | Reaktor     | MHL    | 9  | 5  | 4  | 9   | 33  | -  | - | - | -   | -   |
|         | Lokomotiv   | VHL    | 17 | 9  | 4  | 13  | 12  | 10 | 2 | 3 | 5   | 10  |
|         | Lokomotiv   | MHL    | 8  | 4  | 5  | 9   | 2   | -  | - | - | -   | -   |
| 2012-13 | Lokomotiv   | KHL    | 33 | 7  | 13 | 20  | 10  | 6  | 0 | 2 | 2   | 6   |
|         | Lokomotiv   | VHL    | 5  | 4  | 1  | 5   | 4   | -  | - | - | -   | -   |
|         | Lokomotiv   | MHL    | 2  | 1  | 1  | 2   | 2   | -  | - | - | -   | -   |
| 2013-14 | Lokomotiv   | KHL    | 43 | 7  | 5  | 12  | 24  | 18 | 1 | 3 | 4   | 8   |
| 2014-15 | Lokomotiv   | KHL    | 54 | 9  | 9  | 18  | 26  | 6  | 0 | 2 | 2   | 8   |
| 2015-16 | Lokomotiv   | KHL    | 49 | 9  | 14 | 23  | 52  | 5  | 0 | 1 | 1   | 2   |
| 2015-16 | Lokomotiv   | KHL    | 49 | 9  | 14 | 23  | 52  | 5  | 0 | 1 | 1   | 2   |
| 2016-17 | Lokomotiv   | KHL    | 42 | 5  | 4  | 9   | 24  | 4  | 0 | 1 | 1   | 6   |

Selected by San Jose in the 2013 NHL Draft (7th round, 207th overall).

## DYLAN GAMBRELL (GAM-brell)

**CENTER** | **SHOOTS:** RIGHT | **HEIGHT/WEIGHT:** 6' 0"/195 | **BORN:** 8/26/96 in Bonney Lake, Washington

Selected by San Jose in the 2016 NHL Draft (2nd round, 60th overall)

**2016-17:** Helped lead Denver to an NCAA National Championship... Finished 3rd on Denver in points... Finalist for the NCHC Forward of the Year... Earned Second Team All-NCHC Honors... Won NCHC Forward of the Week Twice... Named NCAA Second Star of the Week in the final week of February... Registered 11 multi-point games...**2015-16:** Received the Barry Sharp Award as Denver's top rookie...Recorded the 12th-best scoring total by a freshman in Denver history with 17 goals and 30 assists in 41 games...Finished 2nd on the Pioneers in points, assists and goals and finished 4th in plus/minus (+14)...Ranked T-8th in the NCAA in assists and T-14th in points...Earned All-Tournament Honors at the NCAA West Regional with five points (two goals, three assists) in two games...Named to the NCHC All-Rookie Team...Finalist for the NCHC Rookie of the Year Award...Named NCHC Rookie of the Week five times and Rookie of the Month in February...**2014-15:** Led the team in playoff goals (8) and ranked T-3rd in playoff points (14)...T-5th in the BCHL in playoff goals...T-2nd on his team in points (54) and 3rd in goals (24) and assists (30)...Committed to Michigan Tech (NCAA) in the Fall of 201...**2013-14:** Played in 42 games, registering eight points (2-6=8) and 20 PIM's in his first season with Des Moines...**2012-13:** Has committed to Michigan Tech (NCAA) in the fall of 2014...Will play for Sioux City (USHL) in 2013-14...Named a finalist for Minnesota's Mr. Hockey award...Led Tartan High School goals (29), points (56) and game-winning goals (5) and ranked 2nd in assists (27)...Scored a hat trick in Tartan's lone playoff game...Joined Waterloo (USHL) at the end of the season and scored one goal in two games...**2011-12:** Led the team in goals (24) and points (43) in 25 games...3rd in assists (19)...**2010-11:** Led the team in goals (15), points (25) and T-2nd in assists (10).





## DYLAN GAMBRELL (CONTINUED)

| CAREER STATISTICS |                 |        |    |    |    |     | PLAYOFFS |    |   |   |     |     |
|-------------------|-----------------|--------|----|----|----|-----|----------|----|---|---|-----|-----|
| SEASON            | CLUB            | LEAGUE | GP | G  | A  | PTS | PIM      | GP | G | A | PTS | PIM |
| 2010-11           | Tartan High     | HS     | 25 | 15 | 10 | 25  | 18       | 1  | 1 | 0 | 1   | 0   |
| 2011-12           | Tartan High     | HS     | 25 | 24 | 19 | 43  | 28       | 2  | 1 | 0 | 1   | 2   |
| 2012-13           | Metro Northeast | MEPDL  | 11 | 3  | 1  | 4   | 0        | -  | - | - | -   | -   |
|                   | Tartan High     | HS     | 25 | 29 | 27 | 56  | 10       | 1  | 3 | 0 | 3   | 0   |
|                   | Team Northeast  | HS     | 21 | 10 | 4  | 14  | 10       | -  | - | - | -   | -   |
|                   | Waterloo        | USHL   | 2  | 1  | 0  | 1   | 0        | -  | - | - | -   | -   |
| 2013-14           | Des Moines      | USHL   | 42 | 2  | 6  | 8   | 20       | -  | - | - | -   | -   |
| 2014-15           | Nanaimo         | BCHL   | 52 | 24 | 30 | 54  | 34       | 22 | 8 | 6 | 14  | 10  |
| 2015-16           | Univ. of Denver | NCHC   | 41 | 17 | 30 | 47  | 19       | -  | - | - | -   | -   |
| 2016-17           | Univ. of Denver | NCHC   | 38 | 13 | 29 | 42  | 21       | -  | - | - | -   | -   |

Selected by San Jose in the 2016 NHL Draft (2nd round, 60th overall).

## NOAH GREGOR

CENTER | SHOOTS: LEFT | HEIGHT/WEIGHT: 6' 0"/185 | BORN: 7/28/98 in Beaumont, Alberta

Selected by San Jose in the 2016 NHL Draft (4th round, 111th overall).

**2016-17: Finished 3rd on the Warriors in goals, 4th in assists, 3rd in points... added two tallies in seven playoff games...** **2015-16:** Ranked 2nd in the WHL in points, T-1st in assists and 4th in goals amongst rookie skaters...His 15 power-play goals ranked 2nd and his 5 game-winning goals ranked T-3rd amongst first-year WHL players...Ranked 3rd on his team in goals, assists and points...Selected to the CHL Top Prospects Game...Represented Canada at the U-18 World Jr. Championships...**2014-15:** An injury limited him to 10 games in his first season with Moose Jaw...**2013-14:** Led the Albert Midget Hockey League in goals and points in only 35 games...Named to the AMHL Second All-Star Team...**2012-13:** Helped his team with the Alberta Cup Championship.

| CAREER STATISTICS |           |        |    |    |    |     | PLAYOFFS |    |   |   |     |     |
|-------------------|-----------|--------|----|----|----|-----|----------|----|---|---|-----|-----|
| SEASON            | CLUB      | LEAGUE | GP | G  | A  | PTS | PIM      | GP | G | A | PTS | PIM |
| 2013-14           | Leduc AAA | AMHL   | 35 | 21 | 30 | 51  | 26       | -  | - | - | -   | -   |
| 2014-15           | Moose Jaw | WHL    | 10 | 2  | 4  | 6   | 0        | -  | - | - | -   | -   |
| 2015-16           | Moose Jaw | WHL    | 72 | 28 | 45 | 73  | 33       | 10 | 3 | 6 | 9   | 4   |
|                   | Canada    | U-18   | 5  | 0  | 2  | 2   | 2        | -  | - | - | -   | -   |
| 2016-17           | Moose Jaw | WHL    | 52 | 27 | 34 | 61  | 29       | 7  | 2 | 0 | 2   | 0   |

Selected by San Jose in the 2016 NHL Draft (4th round, 111th overall).



# JAKE JACKSON

**LEFT WING** | **SHOOTS:** LEFT | **HEIGHT/WEIGHT:** 6' 0"/190 | **BORN:** 12/5/94 in Oakdale, Minnesota  
Selected by San Jose in the 2013 NHL Draft (7th round, 201st overall)

**2016-17:** During his sophomore season, set career highs in goals, assists, points, penalty minutes, plus/minus (+8)...**2015-16:** Recorded one goal in 11 games as a freshman at Michigan Tech...Recorded a season-best four shots vs. Laurentian on October 10...**2014-15:** Led the team in playoff goals (8) and ranked T-3rd in playoff points (14)...T-5th in the BCHL in playoff goals...T-2nd on his team in points (54) and 3rd in goals (24) and assists (30)...Committed to Michigan Tech (NCAA) in the Fall of 2014...**2013-14:** Played in 42 games, registering eight points (2-6=8) and 20 PIM's in his first season with Des Moines...**2012-13:** Has committed to Michigan Tech (NCAA) in the fall of 2014...Will play for Sioux City (USHL) in 2013-14...Named a finalist for Minnesota's Mr. Hockey award...Led Tartan High School goals (29), points (56) and game-winning goals (5) and ranked 2nd in assists (27)...Scored a hat trick in Tartan's lone playoff game...Joined Waterloo (USHL) at the end of the season and scored one goal in two games...**2011-12:** Led the team in goals (24) and points (43) in 25 games...3rd in assists (19)...**2010-11:** Led the team in goals (15), points (25) and T-2nd in assists (10).

| CAREER STATISTICS |                 |        |    |    |    |     | PLAYOFFS |    |   |   |     |     |
|-------------------|-----------------|--------|----|----|----|-----|----------|----|---|---|-----|-----|
| SEASON            | CLUB            | LEAGUE | GP | G  | A  | PTS | PIM      | GP | G | A | PTS | PIM |
| 2010-11           | Tartan High     | HS     | 25 | 15 | 10 | 25  | 18       | 1  | 1 | 0 | 1   | 0   |
| 2011-12           | Tartan High     | HS     | 25 | 24 | 19 | 43  | 28       | 2  | 1 | 0 | 1   | 2   |
| 2012-13           | Metro Northeast | MEPDL  | 11 | 3  | 1  | 4   | 0        | -  | - | - | -   | -   |
|                   | Tartan High     | HS     | 25 | 29 | 27 | 56  | 10       | 1  | 3 | 0 | 3   | 0   |
|                   | Team Northeast  | HS     | 21 | 10 | 4  | 14  | 10       | -  | - | - | -   | -   |
|                   | Waterloo        | USHL   | 2  | 1  | 0  | 1   | 0        | -  | - | - | -   | -   |
| 2013-14           | Des Moines      | USHL   | 42 | 2  | 6  | 8   | 20       | -  | - | - | -   | -   |
| 2014-15           | Nanaimo         | BCHL   | 52 | 24 | 30 | 54  | 34       | 22 | 8 | 6 | 14  | 10  |
| 2015-16           | Michigan Tech   | WCHA   | 11 | 1  | 0  | 1   | 17       | -  | - | - | -   | -   |
| 2016-17           | Michigan Tech   | WCHA   | 41 | 10 | 6  | 16  | 20       | -  | - | - | -   | -   |

Selected by San Jose in the 2013 NHL Draft (7th round, 201st overall).

# JAKE KUPSKY

**GOALTENDER** | **CATCHES:** LEFT | **HEIGHT/WEIGHT:** 6' 3"/195 | **BORN:** 10/27/95 in Waukesha, Wisconsin  
Selected by San Jose in the 2015 NHL Draft (7th round, 193rd overall).

**2016-17:** Appeared in nine games, going 3-4-1... set a career high in minutes played...**2015-16:** Appeared in 10 games as a freshman, compiling a 2-3-1 record...Became the first goaltender in program history to post a shutout in his first career start...Named to the ECAC Hockey All-Academic Team...ECAC Hockey Goaltender of the Week for the week ending on Oct. 20...**2014-15:** 8th in the NAHL in goals-against average (2.16) and save percentage (.911)...3rd in goals-against average (1.86) and T-3rd in save percentage (.930) in the NAHL playoffs...Played in nine of 10 playoff games for Lone Star...Committed to Union College in the Fall...**2013-14:** First player in his high school's history to earn a college scholarship for hockey...3rd in the USHS in save percentage (.944)...**2012-13:** Played in a career-best 23 games for Waukesha High).

| CAREER STATISTICS |               |        |    |          |      |    |    |      |      | PLAYOFFS |     |      |    |    |      |       |  |
|-------------------|---------------|--------|----|----------|------|----|----|------|------|----------|-----|------|----|----|------|-------|--|
| SEASON            | CLUB          | LEAGUE | GP | W-L-O-SO | MINS | GA | SO | GAA  | SV%  | GP       | W-L | MINS | GA | SO | GAA  | SV%   |  |
| 2010-11           | Waukesha High | USHS   | 9  | -        | -    | -  | -  | 4.02 | .879 | 1        | -   | -    | -  | -  | 0.00 | 1.000 |  |
| 2011-12           | Waukesha High | USHS   | 10 | -        | -    | -  | -  | 1.55 | .949 | 1        | -   | -    | -  | -  | 2.04 | .935  |  |
| 2012-13           | Waukesha High | USHS   | 23 | -        | -    | -  | -  | 2.28 | .918 | 3        | -   | -    | -  | -  | 1.94 | .947  |  |
| 2013-14           | Waukesha High | USHS   | 22 | -        | -    | -  | -  | 1.60 | .944 | 3        | -   | -    | -  | -  | 1.00 | .962  |  |
| 2014-15           | Lone Star     | NAHL   | 30 | 19-4-2-2 | 1670 | 60 | 2  | 2.16 | .911 | 9        | 6-3 | 581  | 18 | 0  | 1.86 | .930  |  |
| 2015-16           | Union College | ECAC   | 10 | 2-3-1    | 450  | 24 | 1  | 3.20 | .891 | -        | -   | -    | -  | -  | -    | -     |  |
| 2016-17           | Union College | ECAC   | 9  | 3-4-1-0  | 468  | 31 | 0  | 3.98 | .878 | -        | -   | -    | -  | -  | -    | -     |  |

Selected by San Jose in the 2015 NHL Draft (7th round, 193rd overall).



## MAXIM LETUNOV

CENTER | SHOOTS: LEFT | HEIGHT/WEIGHT: 6'4"/180 | BORN: 2/20/96 in Moskva, Russia

Acquired, along with a sixth-round selection(159th overall, Jacob McGrew) in the 2017 NHL Draft, from Arizona in exchange for a fourth-round selection (120th overall, traded to NY Islanders via Philadelphia) in the 2016 NHL Draft and a third-round selection(69th overall) in the 2017 NHL Draft, June 20, 2016.

**2016-17: Appeared in 33 games for the Huskies... set a career high in penalty minutes...** **2015-16:** Named to the Hockey East All-Rookie team and a Hockey East Second Team All-Star...First Husky to record a 40 point season since 2011-12 (Cole Schneider) and just the fourth player to hit the mark during the Division I era (1998-present)...Set new UConn Division I rookie scoring records for points, goal and assists...His 40 points ranked as the fourth highest total in UConn's Division I record book...His 24 assists T-3rd in the UConn DI record book...Was named the National Rookie of the Month and the Hockey East Rookie of the Month for October...Won a Hockey East Player of the Week and Rookie of the Week award during the season...Finished T-8th in Hockey East in points, T-10th in goals and T-11th in assists...On the power play, he had 22 points (3g-19a), 2nd among Hockey East leaders...Was T-5th nationally in power-play points and his 19 assists on the power play tied for the lead in the NCAA...Among rookies, Letunov ranked 2nd in Hockey East and 5th in the NCAA in scoring...Recorded a hat-trick in his first collegiate game at Alabama Huntsville (Oct. 9)...**2014-15:** Led Youngstown to a league best 40-14-6 record, winning the team's first-ever Anderson Cup, presented to the USHL regular season champion...Named to the All-USHL Second Team...**2012-13:** Relocated from Russia to Dallas and played for the Dallas Stars U-16 team.

| CAREER STATISTICS |             |        |    |    |    |     | PLAYOFFS |    |   |   |     |     |
|-------------------|-------------|--------|----|----|----|-----|----------|----|---|---|-----|-----|
| SEASON            | CLUB        | LEAGUE | GP | G  | A  | PTS | PIM      | GP | G | A | PTS | PIM |
| 2013-14           | Youngstown  | USHL   | 60 | 19 | 24 | 43  | 42       | -  | - | - | -   | -   |
| 2014-15           | Youngstown  | USHL   | 58 | 25 | 39 | 64  | 18       | 4  | 0 | 1 | 1   | 0   |
| 2015-16           | Connecticut | HE     | 36 | 16 | 24 | 40  | 2        | -  | - | - | -   | -   |
| 2016-17           | Connecticut | HE     | 33 | 7  | 20 | 27  | 25       | -  | - | - | -   | -   |

Selected by St. Louis in the 2014 NHL Draft (2nd round, 52nd overall). Traded from St. Louis to Arizona in exchange for Zbynek Michalek, March 2, 2015. **Acquired, along with a sixth-round selection(159th overall, Jacob McGrew) in the 2017 NHL Draft, from Arizona in exchange for a fourth-round selection (120th overall, traded to NY Islanders via Philadelphia) in the 2016 NHL Draft and a third-round selection(69th overall) in the 2017 NHL Draft, June 20, 2016.**

## JACOB MCGREW

RIGHT WING | SHOOTS: RIGHT | HEIGHT/WEIGHT: 5'11"/185 | BORN: Orange, California

Selected by San Jose in the 2017 NHL Draft (6th round, 159th overall).

**2016-17: Appeared in six preseason games for Spokane before suffering a season ending lower-body injury...** **2015-16:** Led TIEHL in goals... Paced the Jr. Kings in goals, 3rd in assists, 2nd in points...**2014-15:** Appeared in 24 games, totaled 11 points. Drafted by Spokane in 2014 WHL Bantam Draft (8th round, 168th overall).

| CAREER STATISTICS |                 |        |     |    |    |     | PLAYOFFS |    |   |   |     |     |
|-------------------|-----------------|--------|-----|----|----|-----|----------|----|---|---|-----|-----|
| SEASON            | CLUB            | LEAGUE | GP  | G  | A  | PTS | PIM      | GP | G | A | PTS | PIM |
| 2014-15           | Los Angeles U16 | TIEHL  | 24  | 6  | 5  | 11  | 18       | 4  | 0 | 0 | 0   | 4   |
| 2015-16           | Los Angeles U16 | TIEHL  | 32  | 29 | 18 | 47  | 28       | 3  | 0 | 0 | 0   | 0   |
| 2016-17           | Spokane         | WHL    | DNP |    |    |     |          |    |   |   |     |     |

**Selected by San Jose in the 2017 NHL Draft (6th round, 159th overall)**



## JOSH NORRIS

**CENTER** | **SHOOTS:** LEFT | **HEIGHT/WEIGHT:** 6'1"/190 | **BORN:** 5/5/99 in Oxford, Michigan  
Selected by San Jose in the 2017 NHL Draft (1st round, 19th overall).

**2017-18:** Will attend the University of Michigan (B10)... **2016-17:** As an assistant captain, helped lead team USA to a gold medal in the U18 World Junior Championships... Finished T-3rd on the U.S. in points... Paced the U.S. National U18 Team in goals, 4th in assists, T-1st in points... Appeared in 25 games for the USNTDP, finished 1st in goals, 1st in points... **2015-16:** Appeared in 44 games for the U.S. National U17 team, ranked 6th in goals, points... **2014-15:** In just 21 games, led the Oakland Jr. Grizzlies U16 in assists, points... Father, Dwayne, was drafted by the Quebec Nordiques in the 1990 NHL Draft (7th round, 127th overall).

### CAREER STATISTICS

### PLAYOFFS

| SEASON  | CLUB           | LEAGUE | GP | G  | A  | PTS | PIM | GP | G | A | PTS | PIM |
|---------|----------------|--------|----|----|----|-----|-----|----|---|---|-----|-----|
| 2014-15 | Oakland U16    | TIEHL  | 7  | 3  | 5  | 8   | 2   | 2  | 0 | 0 | 0   | 0   |
|         | Oakland U16    | Midget | 21 | 10 | 18 | 28  | 14  | -  | - | - | -   | -   |
|         | USNTDP Juniors | USHL   | 24 | 2  | 5  | 7   | 16  | -  | - | - | -   | -   |
|         | USA Nat. U-17  | USNTDP | 44 | 14 | 13 | 27  | 34  | -  | - | - | -   | -   |
| 2016-17 | USNTDP Juniors | USHL   | 25 | 12 | 14 | 26  | 18  | -  | - | - | -   | -   |
|         | USA Nat. U-18  | USNTDP | 61 | 27 | 34 | 61  | 36  | -  | - | - | -   | -   |
|         | USA            | U18    | 7  | 3  | 4  | 7   | 2   | -  | - | - | -   | -   |

Selected by San Jose in the 2017 NHL Draft (1st round, 19th overall).

## SCOTT REEDY

**CENTER** | **SHOOTS:** RIGHT | **HEIGHT/WEIGHT:** 6'2"/205 | **BORN:** 4/4/99 in Plain Lake, Minnesota  
Selected by San Jose in the 2017 NHL Draft (4th round, 102nd overall).

**2017-18:** Will attend the University of Minnesota (B10) in 2017-18... **2016-17:** Helped lead team USA to a gold medal in the U18 World Junior Championships... Appeared in 60 games with the U.S. National U18, finished 4th in goals, 6th in points... Finished 4th in goals on the USNTDP in 21 games... **2015-16:** Led the U.S. National U17 in points, assists in 49 games... Finished 3rd on the USNTDP in points, 2nd in assists... **2014-15:** Finished 5th in points.

### CAREER STATISTICS

### PLAYOFFS

| SEASON  | CLUB                | LEAGUE | GP | G  | A  | PTS | PIM | GP | G | A | PTS | PIM |
|---------|---------------------|--------|----|----|----|-----|-----|----|---|---|-----|-----|
| 2014-15 | Shattuck St. Mary's | USHS   | 54 | 23 | 32 | 55  | 24  | 2  | 0 | 0 | 0   | 0   |
| 2015-16 | USNTDP              | USHL   | 33 | 9  | 19 | 28  | 10  | -  | - | - | -   | -   |
|         | USA Nat. U-17       | USNTDP | 49 | 19 | 33 | 52  | 26  | -  | - | - | -   | -   |
|         | USA Nat. U-18       | USNTDP | 7  | 1  | 1  | 2   | 0   | -  | - | - | -   | -   |
|         | USA U-17            | WHC    | 5  | 6  | 3  | 9   | 2   | -  | - | - | -   | -   |
| 2016-17 | USNTDP              | USHL   | 21 | 10 | 4  | 14  | 39  | -  | - | - | -   | -   |
|         | USA Nat. U-18       | USNTDP | 60 | 22 | 20 | 42  | 51  | -  | - | - | -   | -   |
|         | USA                 | U18    | 7  | 1  | 1  | 2   | 2   | -  | - | - | -   | -   |

Selected by San Jose in the 2017 NHL Draft (4th round, 102nd overall).

## MIKE ROBINSON

**GOALTENDER** | **CATCHES:** LEFT | **HEIGHT/WEIGHT:** 6'3" /195 | **BORN:** 3/27/97 in Bedford, New Hampshire  
Selected by San Jose in the 2015 NHL Draft (3rd round, 86th overall).

**2016-17:** Split time between Dubuque (USHL) and Springfield (NAHL)... Appeared in 25 games for the Jr. Blues going 11-10-0 with a 2.99 goals-against average and a .916 save percentage... Named NAHL Midwest Star of the Week for the week of Jan. 30, 2017... **2015-16:** Committed to the University of New Hampshire in 2016-17... Ranked 9th in goals-against average... **2014-15:** Committed to the University of New Hampshire in 2016-17... Will play for the Boston Jr. Bruins of the USPHL Premier in 2015-16... **2013-14:** 2nd in save percentage (.934) and games played (25) and 5th in goals-against average (1.99) in the MetJHL.

### CAREER STATISTICS

### PLAYOFFS

| SEASON  | CLUB               | LEAGUE   | GP | W-L-O     | MINS | GA | SO | GAA  | SV%  | GP | W-L-O | MINS | GA | SO | GAA  | SV%   |
|---------|--------------------|----------|----|-----------|------|----|----|------|------|----|-------|------|----|----|------|-------|
| 2013-14 | Boston Jr. Rangers | MetJHL   | 25 | -         | -    | -  | -  | 1.99 | .934 | -  | -     | -    | -  | -  | -    | -     |
| 2014-15 | Lawrence Academy   | USHS     | -  | -         | -    | -  | -  | 3.52 | .902 | -  | -     | -    | -  | -  | -    | -     |
|         | Boston Jr. Rangers | EHL      | 8  | 4-4-0     | 459  | 18 | 0  | 2.35 | .937 | -  | -     | -    | -  | -  | -    | -     |
| 2015-16 | Boston Jr. Bruins  | USPHL-Pr | 16 | 7-5-0     | 667  | 33 | 0  | 2.97 | .910 | 4  | 0-0-0 | 8    | 0  | 0  | 0.00 | 1.000 |
| 2016-17 | Dubuque            | USHL     | 2  | 1-0-0-0   | 100  | 7  | 0  | 4.20 | .854 | -  | -     | -    | -  | -  | -    | -     |
|         | Springfield        | NAHL     | 25 | 11-10-0-0 | 1425 | 71 | 0  | 2.99 | .916 | -  | -     | -    | -  | -  | -    | -     |

Selected by San Jose in the 2015 NHL Draft (3rd round, 86th overall).



# MARK SHOEMAKER

**DEFENSE** | **SHOOTS:** RIGHT | **HEIGHT/WEIGHT:** 6' 3"/211 | **BORN:** 9/28/97 in Mississauga, Ontario  
Selected by San Jose in the 2016 NHL Draft (6th round, 180th overall).

**2016-17:** Traded from North Bay to Guelph (OHL) on June 28, 2017...**2015-16:** Ranked 5th on North Bay in plus/minus (+14)...Ranked T-4th amongst North Bay D-men in points...OHL's Central Division Academic Player of the Month for October...**2014-15:** Ranked T-3rd amongst North Bay rookies in plus/minus (-1).

| CAREER STATISTICS |           |        |    |   |    |     | PLAYOFFS |    |   |   |     |     |
|-------------------|-----------|--------|----|---|----|-----|----------|----|---|---|-----|-----|
| SEASON            | CLUB      | LEAGUE | GP | G | A  | PTS | PIM      | GP | G | A | PTS | PIM |
| 2014-15           | North Bay | OHL    | 39 | 1 | 4  | 5   | 0        | -  | - | - | -   | -   |
| 2015-16           | North Bay | OHL    | 67 | 4 | 9  | 13  | 16       | 11 | 0 | 3 | 3   | 0   |
| 2016-17           | North Bay | OHL    | 68 | 0 | 16 | 16  | 22       | -  | - | - | -   | -   |

Selected by San Jose in the 2016 NHL Draft (6th round, 180th overall).

# DANIIL TARASOV

**LEFT WING** | **SHOOTS:** LEFT | **HEIGHT/WEIGHT:** 6'/195 | **BORN:** 6/20/91 in Moscow, Russia  
Signed by San Jose as a free agent on April 2, 2013.

**2016-17:** Appeared in 34 games with Dynamo (KHL), added a pair of points in nine playoff games... **2015-16:** Ranked 2nd on the team and T-16th in the league in penalty minutes during the playoffs...**2014-15:** Made his NHL debut with San Jose on Feb. 5, 2015 at Vancouver, registering his first NHL point (assist)...Ranked 3rd on Worcester in goals (16) and 6th in points (33)...**2013-14:** T-3rd on Worcester in goals (17) and 4th in points (31), despite appearing in just 47 games... **2013-14:** Ranked T-3rd on the team in goals (17), 4th in points (31) and 10th in assists (14), despite playing in just 47 games...Led the team in power-play points (13) and tied for team lead with four game-winning goals...Netted first career hat trick on Oct. 26 at Springfield...**2012-13:** Split time between San Francisco (ECHL) and Worcester (AHL)...Named Worcester Sharks Rookie of the Year, leading all Worcester rookies in goals (14), points (28) and shots (121)...Played in 43 games, finishing 2nd on the team with three game-winning goals...Scored his first AHL goal (the game-tying goal with 10.7 seconds remaining in 3rd period, Grubauer) vs. Hershey on Jan. 16...Recorded first AHL point (assist) at Albany on Jan. 12. **2011-12:** Led the team in goals (47), assists (41), points (88), and finished 3rd in penalty minutes (86)...2nd in the USHL in goals, points, and led the USHL with eight game-winning goals...Finished the regular season riding a 13-game point streak, amassing 26 points (14-12=26)...Added 10 points (5-5=10) in six playoff games...**2010-11:** Led the league in goals (37), T-1st in game-winning goals (8), 2nd in points (37-38=75) and plus/minus (+34), 3rd in shots (217) and T-7th in assists...**2009-10:** Made his USHL debut with Waterloo and appeared in two games.

| CAREER STATISTICS |                 |            |          |          |          |          | PLAYOFFS |          |          |          |          |          |
|-------------------|-----------------|------------|----------|----------|----------|----------|----------|----------|----------|----------|----------|----------|
| SEASON            | CLUB            | LEAGUE     | GP       | G        | A        | PTS      | PIM      | GP       | G        | A        | PTS      | PIM      |
| 2009-10           | Waterloo        | USHL       | 2        | 0        | 0        | 0        | 0        | -        | -        | -        | -        | -        |
| 2010-11           | Indiana         | USHL       | 57       | 37       | 38       | 75       | 46       | 5        | 2        | 4        | 6        | 6        |
| 2011-12           | Indiana         | USHL       | 60       | 47       | 41       | 88       | 86       | 6        | 5        | 5        | 10       | 8        |
| 2012-13           | Worcester       | AHL        | 43       | 14       | 14       | 28       | 20       | -        | -        | -        | -        | -        |
|                   | San Francisco   | ECHL       | 17       | 3        | 11       | 14       | 5        | -        | -        | -        | -        | -        |
| 2013-14           | Worcester       | AHL        | 47       | 17       | 14       | 31       | 40       | -        | -        | -        | -        | -        |
| <b>2014-15</b>    | <b>San Jose</b> | <b>NHL</b> | <b>5</b> | <b>0</b> | <b>1</b> | <b>1</b> | <b>0</b> | <b>-</b> | <b>-</b> | <b>-</b> | <b>-</b> | <b>-</b> |
|                   | Worcester       | AHL        | 54       | 16       | 17       | 33       | 27       | 4        | 0        | 3        | 3        | 2        |
| 2015-16           | Dynamo          | KHL        | 37       | 4        | 4        | 8        | 14       | 10       | 3        | 0        | 3        | 29       |
| 2016-17           | Dynamo          | KHL        | 34       | 5        | 2        | 7        | 20       | 9        | 1        | 1        | 2        | 2        |

Signed by San Jose as a free agent on April 2, 2013.



# MARCUS VELA

**CENTER** | **SHOOTS:** RIGHT | **HEIGHT/WEIGHT:** 6' 2"/200 | **BORN:** 3/3/97 in Burnaby, British Columbia  
Selected by San Jose in the 2015 NHL Draft (7th round, 190th overall).

**2016-17:** Skated in 29 of the Wildcats 40 games... missed time due to injury...**2015-16:** Ranked 6th on the team, and 1st amongst freshmen, in points...T-5th in goals (T-1st amongst freshmen)...T-1st amongst team forwards in blocked shots (37)...**2014-15:** Recorded new career highs in goals (20), assists (26) and points (46)...Ranked 3rd on the Rivermen in goals and points and T-3rd in assists...Named to Team Canada West of the 2014 World Junior 'A' Hockey Challenge, appearing in four games with two assists...Committed to the University of New Hampshire for the 2015-16 season...**2013-14:** Youngest player on his team to appear in 50+ games.

## CAREER STATISTICS

## PLAYOFFS

| SEASON  | CLUB                | LEAGUE | GP | G  | A  | PTS | PIM | GP | G | A | PTS | PIM |
|---------|---------------------|--------|----|----|----|-----|-----|----|---|---|-----|-----|
| 2012-13 | Burnaby             | Midget | 30 | 25 | 55 | 80  | -   | -  | - | - | -   | -   |
| 2013-14 | Langley             | BCHL   | 54 | 11 | 11 | 22  | 41  | 12 | 1 | 4 | 5   | 6   |
| 2014-15 | Langley             | BCHL   | 50 | 20 | 26 | 46  | 57  | 3  | 0 | 1 | 1   | 4   |
| 2015-16 | U. of New Hampshire | HE     | 37 | 7  | 9  | 16  | 24  | -  | - | - | -   | -   |
| 2016-17 | U. of New Hampshire | HE     | 29 | 4  | 5  | 9   | 16  | -  | - | - | -   | -   |

Selected by San Jose in the 2015 NHL Draft (7th round, 190th overall).



# 2017-18 SAN JOSE SHARKS MEDIA GUIDE

## 2017-18 SAN JOSE SHARKS RESERVE LIST

### THE PLAYERS

| FORWARD (44)      | HT    | WT  | S | BORN     | BIRTHPLACE                     | 2016-17 TEAM    | LGE     | GP | G  | A  | PTS | PIM |
|-------------------|-------|-----|---|----------|--------------------------------|-----------------|---------|----|----|----|-----|-----|
| Rudolfs Balcers   | 5'11" | 175 | L | 4/8/97   | Liepaja, Latvia                | Kamloops        | WHL     | 66 | 40 | 37 | 77  | 16  |
| Joachim Blichfeld | 6'2"  | 186 | R | 7/17/98  | Frederikshavn, Denmark         | Portland        | WHL     | 63 | 28 | 30 | 58  | 34  |
| Mikkel Boedker    | 6'0"  | 210 | L | 12/16/89 | Brøndby, Denmark               | San Jose        | NHL     | 81 | 10 | 16 | 26  | 10  |
| Brandon Bollig    | 6'2"  | 220 | L | 1/31/87  | St. Charles, Missouri          | Stockton        | AHL     | 60 | 11 | 11 | 22  | 136 |
| Ryan Carpenter    | 6'1"  | 195 | R | 1/18/91  | Oviedo, Florida                | San Jose        | AHL     | 54 | 14 | 25 | 39  | 24  |
|                   |       |     |   |          |                                | San Jose        | NHL     | 11 | 2  | 2  | 4   | 4   |
| Rourke Chartier   | 5'11" | 195 | L | 4/3/96   | Saskatoon, Saskatchewan        | San Jose        | AHL     | 67 | 17 | 18 | 35  | 10  |
| Ivan Chekhovich   | 5'10" | 185 | L | 1/4/99   | Yekaterinburg, Russia          | Baie-Comeau     | QMJHL   | 60 | 26 | 33 | 59  | 14  |
| Sasha Chmelevski  | 6'0"  | 180 | R | 6/9/99   | Northville, Michigan           | Ottawa          | OHL     | 58 | 21 | 22 | 43  | 20  |
| Tim Clifton       | 6'1"  | 195 | R | 5/22/92  | Matawan, New Jersey            | Quinnipiac      | ECAC    | 39 | 13 | 12 | 25  | 44  |
|                   |       |     |   |          |                                | San Jose        | AHL     | 8  | 0  | 0  | 0   | 0   |
| Logan Couture     | 6'1"  | 200 | L | 3/28/89  | Guelph, Ontario                | San Jose        | NHL     | 73 | 25 | 27 | 52  | 12  |
| Joonas Donskoi    | 6'0"  | 190 | R | 4/13/92  | Raahe, Finland                 | San Jose        | NHL     | 61 | 6  | 11 | 17  | 10  |
| Emil Galimov      | 6'1"  | 175 | L | 5/9/92   | Nizhnekamsk, Russia            | Yaroslavl       | KHL     | 42 | 5  | 4  | 9   | 24  |
| Dylan Gambrell    | 6'0"  | 195 | R | 8/26/96  | Bonney Lake, Washington        | Denver          | NCHC    | 38 | 13 | 29 | 42  | 21  |
| Barclay Goodrow   | 6'2"  | 215 | L | 2/26/93  | Toronto, Ontario               | San Jose        | AHL     | 61 | 25 | 20 | 45  | 55  |
|                   |       |     |   |          |                                | San Jose        | NHL     | 3  | 0  | 1  | 1   | 0   |
| Noah Gregor       | 6'0"  | 185 | L | 1/28/98  | Edmonton, Alberta              | Moose Jaw       | WHL     | 52 | 27 | 34 | 61  | 29  |
| Jannik Hansen     | 6'1"  | 195 | R | 3/15/86  | Rodovre, Denmark               | Vancouver       | NHL     | 28 | 6  | 7  | 13  | 27  |
|                   |       |     |   |          |                                | San Jose        | NHL     | 15 | 2  | 5  | 7   | 7   |
| Adam Helewka      | 6'2"  | 205 | L | 7/21/95  | Burnaby, British Columbia      | San Jose        | AHL     | 58 | 14 | 15 | 29  | 28  |
| Tomas Hertl       | 6'2"  | 215 | L | 11/12/93 | Prague, Czech                  | San Jose        | NHL     | 49 | 10 | 12 | 22  | 14  |
| Jake Jackson      | 6'0"  | 190 | L | 12/5/94  | Oakdale, Minnesota             | Michigan Tech   | WCHA    | 41 | 10 | 6  | 16  | 20  |
| Melker Karlsson   | 6'0"  | 180 | R | 7/18/90  | Lychsele, Sweden               | San Jose        | NHL     | 67 | 11 | 11 | 22  | 22  |
| Kevin Labanc      | 5'11" | 185 | R | 12/12/95 | Staten Island, New York        | San Jose        | NHL     | 55 | 8  | 12 | 20  | 22  |
|                   |       |     |   |          |                                | San Jose        | AHL     | 19 | 6  | 13 | 19  | 24  |
| Maxim Letunov     | 6'4"  | 180 | R | 2/20/96  | Moscow, Russia                 | Connecticut     | HE      | 33 | 7  | 20 | 27  | 25  |
| Jonathon Martin   | 6'2"  | 215 | R | 8/23/95  | Winnipeg, Manitoba             | San Jose        | AHL     | 26 | 2  | 3  | 5   | 23  |
|                   |       |     |   |          |                                | Allen           | ECHL    | 7  | 2  | 2  | 4   | 12  |
| Brandon Mashinter | 6'4"  | 225 | L | 9/20/88  | Bradford, Ontario              | Rockford        | AHL     | 61 | 15 | 15 | 30  | 70  |
| Colby McAuley     | 6'0"  | 185 | L | 5/28/96  | Sherwood Park, Alberta         | Prince George   | WHL     | 68 | 26 | 29 | 55  | 87  |
|                   |       |     |   |          |                                | San Jose        | AHL     | 4  | 0  | 2  | 2   | 0   |
| John McCarthy     | 6'1"  | 195 | L | 8/9/86   | Boston, Massachusetts          | San Jose        | AHL     | 67 | 19 | 14 | 33  | 26  |
| Jacob McGrew      | 5'11" | 185 | R | 2/25/99  | Orange, California             | Spokane         | WHL     | 0  | 0  | 0  | 0   | 0   |
| Timo Meier        | 6'0"  | 210 | L | 10/8/96  | Herisau, Switzerland           | San Jose        | NHL     | 34 | 3  | 3  | 6   | 10  |
|                   |       |     |   |          |                                | San Jose        | AHL     | 33 | 14 | 9  | 23  | 40  |
| Bryan Moore       | 5'11" | 200 | R | 5/25/94  | Indian Trail, North Carolina   | Allen           | ECHL    | 44 | 27 | 24 | 51  | 113 |
|                   |       |     |   |          |                                | Orlando         | ECHL    | 6  | 0  | 0  | 0   | 27  |
|                   |       |     |   |          |                                | San Jose        | AHL     | 2  | 1  | 1  | 2   | 12  |
| Josh Norris       | 6'1"  | 190 | L | 5/5/99   | Oxford, Michigan               | US National U18 | USDP    | 61 | 27 | 34 | 61  | 36  |
| Daniel O'Regan    | 5'10" | 185 | R | 1/30/94  | Needham, Massachusetts         | San Jose        | AHL     | 63 | 23 | 35 | 58  | 10  |
|                   |       |     |   |          |                                | San Jose        | NHL     | 3  | 1  | 0  | 1   | 0   |
| Joe Pavelski      | 5'11" | 190 | R | 7/11/84  | Plover, Wisconsin              | San Jose        | NHL     | 81 | 29 | 39 | 68  | 34  |
| Scott Reedy       | 6'2"  | 205 | R | 4/4/99   | Prior Lake, Minnesota          | US National U18 | USDP    | 60 | 22 | 20 | 42  | 51  |
| Noah Rod          | 6'0"  | 195 | L | 6/7/96   | La Chaux-de-Fonds, Switzerland | Geneve          | Swiss-A | 27 | 5  | 9  | 14  | 22  |
|                   |       |     |   |          |                                | San Jose        | AHL     | 2  | 0  | 1  | 1   | 0   |
| Filip Sandberg    | 5'9"  | 190 | R | 7/23/94  | Stockholm, Sweden              | HV71 Jönköping  | SweHL   | 52 | 8  | 17 | 25  | 16  |
| Alex Schoenborn   | 6'1"  | 200 | R | 12/12/95 | Minot, North Dakota            | San Jose        | AHL     | 29 | 1  | 3  | 4   | 25  |
|                   |       |     |   |          |                                | Allen           | ECHL    | 6  | 2  | 0  | 2   | 7   |
| Marcus Sorensen   | 5'11" | 175 | L | 4/7/92   | Södertälje, Sweden             | San Jose        | AHL     | 43 | 17 | 17 | 34  | 23  |
|                   |       |     |   |          |                                | San Jose        | NHL     | 19 | 1  | 3  | 4   | 4   |
| Daniil Tarasov    | 6'0"  | 195 | L | 6/20/91  | Moscow, Russia                 | Moscow          | KHL     | 34 | 5  | 2  | 7   | 20  |
| Joe Thornton      | 6'4"  | 220 | L | 7/2/79   | London, Ontario                | San Jose        | NHL     | 79 | 7  | 43 | 50  | 51  |





|                 |      |     |   |          |                           |               |       |    |    |    |    |    |
|-----------------|------|-----|---|----------|---------------------------|---------------|-------|----|----|----|----|----|
| Chris Tierney   | 6'1" | 195 | L | 7/1/94   | Keswick, Ontario          | San Jose      | NHL   | 80 | 11 | 12 | 23 | 6  |
| Alexander True  | 6'5" | 200 | L | 7/17/97  | Copenhagen, Denmark       | Seattle       | WHL   | 66 | 25 | 15 | 40 | 38 |
| Marcus Vela     | 6'2" | 200 | R | 3/3/97   | Burnaby, British Columbia | New Hampshire | HE    | 29 | 4  | 5  | 9  | 16 |
| Joel Ward       | 6'1" | 225 | R | 12/2/80  | North York, Ontario       | San Jose      | NHL   | 78 | 10 | 19 | 29 | 30 |
| Manuel Wiederer | 6'1" | 175 | R | 11/21/96 | Deggendorf, Germany       | Moncton       | QMJHL | 30 | 15 | 15 | 30 | 23 |
|                 |      |     |   |          |                           | Rouyn-Noranda | QMJHL | 30 | 14 | 9  | 23 | 6  |

| DEFENSE (19)        | HT    | WT  | S | BORN     | BIRTHPLACE                        | 2016-17 TEAM               | LGE     | GP | G  | A  | P  | PIM |
|---------------------|-------|-----|---|----------|-----------------------------------|----------------------------|---------|----|----|----|----|-----|
| Julius Bergman      | 6'1"  | 205 | R | 11/2/95  | Stockholm, Sweden                 | San Jose                   | AHL     | 64 | 3  | 27 | 30 | 40  |
| Justin Braun        | 6'2"  | 205 | R | 2/10/87  | Minneapolis, Minnesota            | San Jose                   | NHL     | 81 | 4  | 9  | 13 | 28  |
| Michael Brodzinski  | 5'11" | 195 | R | 5/28/95  | Ham Lake, Minnesota               | Allen                      | ECHL    | 23 | 3  | 7  | 10 | 14  |
|                     |       |     |   |          |                                   | San Jose                   | AHL     | 9  | 0  | 3  | 3  | 6   |
| Brent Burns         | 6'5"  | 230 | R | 3/9/85   | Barrie, Ontario                   | San Jose                   | NHL     | 82 | 29 | 47 | 76 | 40  |
| Karlis Cukste       | 6'1"  | 205 | L | 6/17/97  | Riga, Latvia                      | Quinnipiac                 | ECAC    | 38 | 5  | 10 | 15 | 47  |
| Dylan DeMeo         | 6'1"  | 195 | R | 5/1/93   | London, Ontario                   | San Jose                   | NHL     | 25 | 1  | 7  | 8  | 14  |
| Nick DeSimone       | 6'2"  | 195 | R | 11/21/94 | East Amherst, New York            | Union                      | ECAC    | 38 | 9  | 10 | 19 | 16  |
|                     |       |     |   |          |                                   | San Jose                   | AHL     | 4  | 1  | 0  | 1  | 0   |
| Brenden Dillon      | 6'4"  | 230 | L | 11/13/90 | New Westminster, British Columbia | San Jose                   | NHL     | 81 | 2  | 8  | 19 | 60  |
| Mario Ferraro       | 5'11" | 185 | L | 9/17/98  | King City, Ontario                | Des Moines                 | USHL    | 60 | 8  | 33 | 41 | 42  |
| Cavan Fitzgerald    | 6'1"  | 190 | L | 8/23/96  | Boston, Massachusetts             | Shawinigan                 | QMJHL   | 47 | 15 | 25 | 40 | 20  |
| Tim Heed            | 5'11" | 175 | R | 1/27/91  | Goteborg, Sweden                  | San Jose                   | AHL     | 55 | 14 | 42 | 56 | 12  |
|                     |       |     |   |          |                                   | San Jose                   | NHL     | 1  | 0  | 0  | 0  | 0   |
| David Makowski      | 5'11" | 195 | R | 8/19/89  | St. Louis, Missouri               | Allen                      | ECHL    | 42 | 16 | 34 | 50 | 95  |
|                     |       |     |   |          |                                   | Szekeshfeherver Alba Volan | Austria | 18 | 2  | 7  | 9  | 61  |
| Paul Martin         | 6'1"  | 200 | L | 3/5/81   | Minneapolis, Minnesota            | San Jose                   | NHL     | 81 | 4  | 22 | 26 | 20  |
| Jacob Middleton     | 6'3"  | 210 | L | 1/2/96   | Stratford, Ontario                | San Jose                   | AHL     | 50 | 1  | 8  | 9  | 56  |
| Jeremy Roy          | 6'0"  | 195 | R | 5/14/97  | Richelieu, Quebec                 | Blainville-Bois-Briand     | QMJHL   | 10 | 2  | 1  | 3  | 9   |
| Joakim Ryan         | 5'11" | 185 | L | 6/17/93  | Rumson, New Jersey                | San Jose                   | AHL     | 65 | 10 | 39 | 49 | 41  |
| Mark Shoemaker      | 6'3"  | 211 | R | 9/28/97  | Mississauga, Ontario              | North Bay                  | OHL     | 68 | 0  | 16 | 16 | 22  |
| Radim Simek         | 5'11" | 200 | L | 9/20/92  | Czechoslovakia                    | Liberec Bili Tygri         | Czech   | 42 | 11 | 13 | 24 | 30  |
| Marc-Edouard Vlasic | 6'1"  | 205 | L | 3/30/87  | Montreal, Quebec                  | San Jose                   | NHL     | 75 | 6  | 22 | 28 | 35  |

| GOALTENDER (8)   | HT   | WT  | C | BORN     | BIRTHPLACE                     | 2016-17 TEAM | LGE  | GP | MIN  | GAA  | W-L-T   | SO |
|------------------|------|-----|---|----------|--------------------------------|--------------|------|----|------|------|---------|----|
| Antoine Bibeau   | 6'3" | 213 | L | 5/1/94   | Victoriaville, Quebec          | Toronto      | AHL  | 32 | 1892 | 3.08 | 13-14-1 | 3  |
|                  |      |     |   |          |                                | Toronto      | NHL  | 2  | 122  | 1.99 | 1-1-0   | 0  |
| Aaron Dell       | 6'0" | 200 | L | 5/4/89   | Airdrie, Alberta               | San Jose     | NHL  | 20 | 1115 | 2    | 11-6-1  | 1  |
| Troy Grosenick   | 6'1" | 185 | L | 8/27/89  | Brookfield, Wisconsin          | San Jose     | AHL  | 49 | 2729 | 2.04 | 30-10-2 | 10 |
| Martin Jones     | 6'4" | 195 | L | 1/10/90  | N. Vancouver, British Columbia | San Jose     | NHL  | 65 | 3819 | 2.4  | 35-23-6 | 2  |
| Josef Korenar    | 6'1" | 185 | L | 1/31/98  | Vystrkov, Czech Republic       | Lincoln      | USHL | 32 | 1783 | 2.22 | 14-11-0 | 2  |
| Jake Kupsky      | 6'3" | 195 | L | 10/27/95 | Waukegaw, Wisconsin            | Union        | ECAC | 9  | 468  | 3.98 | 3-4-1   | 0  |
| Mike Robinson    | 6'3" | 195 | L | 3/27/97  | Bedford, New Hampshire         | Springfield  | NAHL | 25 | 1425 | 2.99 | 11-10-0 | 0  |
| Stephon Williams | 6'3" | 195 | L | 4/28/93  | Fairbanks, Alaska              | Bridgeport   | AHL  | 24 | 1265 | 3.08 | 6-13-0  | 1  |





## DRAFT HISTORY

## ENTRY DRAFTS

JUNE 23-24, 2017

CHICAGO, ILLINIOS — UNITED CENTER

| ROUND        | OVERALL | NAME             | POSITION   | 2016-17 CLUB (LEAGUE)        | COUNTRY OF BIRTH |
|--------------|---------|------------------|------------|------------------------------|------------------|
| 1            | 19      | Josh Norris      | Center     | USA U-18 (USHL)              | United States    |
| 2 (from NJD) | 49      | Mario Ferraro    | Defense    | Des Moines Buccaneers (USHL) | Canada           |
| 4 (from NYR) | 102     | Scott Reedy      | Center     | USA U-18 (USHL)              | United States    |
| 6 (from ARI) | 159     | Jacob McGrew     | Right Wing | Spokane (WHL)                | United States    |
| 6 (from NJD) | 185     | Sasha Chmelevski | Center     | Ottawa 67's (OHL)            | United States    |
| 7 (from CHI) | 212     | Ivan Chekhovich  | Left Wing  | Baie-Comeau (QMJHL)          | Russia           |

JUNE 24-25, 2016

BUFFALO, NEW YORK — FIRST NIAGARA CENTER

| ROUND        | OVERALL | NAME              | POSITION  | 2015-16 CLUB (LEAGUE)       | COUNTRY OF BIRTH |
|--------------|---------|-------------------|-----------|-----------------------------|------------------|
| 2            | 60      | Dylan Gambrell    | Center    | University of Denver (NCAA) | United States    |
| 4 (from NYR) | 111     | Noah Gregor       | Center    | Moose Jaw (WHL)             | Canada           |
| 5            | 150     | Manuel Wiederer   | Center    | Moncton (QMJHL)             | Germany          |
| 6            | 180     | Mark Shoemaker    | Defense   | North Bay (OHL)             | Canada           |
| 7            | 210     | Joachim Blichfeld | Left Wing | Malmo Jrs. (Sweden)         | Denmark          |
| 7 (from CHI) | 212     | Ivan Chekhovich   | Left Wing | Baie-Comeau (QMJHL)         | Russia           |

JUNE 26-27, 2015

SUNRISE, FLORIDA — BB&amp;T CENTER

| ROUND        | OVERALL | NAME            | POSITION   | 2014-15 CLUB (LEAGUE)        | COUNTRY OF BIRTH |
|--------------|---------|-----------------|------------|------------------------------|------------------|
| 1            | 9       | Timo Meier      | Right Wing | Halifax (QMJHL)              | Switzerland      |
| 2 (from COL) | 31      | Jeremy Roy      | Defense    | Sherbrooke (QMJHL)           | Canada           |
| 3 (from EDM) | 86      | Mike Robinson   | Goaltender | Lawrence Academy (HS)        | United States    |
| 4 (from CGY) | 106     | Adam Helewka    | Left Wing  | Spokane (WHL)                | Canada           |
| 5            | 130     | Karlis Cukste   | Defense    | HK Riga (Russia)             | Latvia           |
| 5 (from NYI) | 142     | Rudolfs Balcers | Left Wing  | Stavanger (Norway)           | Latvia           |
| 6            | 160     | Adam Parsells   | Defense    | Wausau West High School (HS) | United States    |
| 7            | 190     | Marcus Vela     | Center     | Langley (BCHL)               | Canada           |
| 7 (from DAL) | 193     | Jake Kupsky     | Goaltender | Lone Star (NAHL)             | United States    |

JUNE 27-28, 2014

PHILADELPHIA, PENNSYLVANIA - WELLS FARGO CENTER

| ROUND        | OVERALL | NAME             | POSITION   | 2013-14 CLUB (LEAGUE) | COUNTRY OF BIRTH |
|--------------|---------|------------------|------------|-----------------------|------------------|
| 1 (from CHI) | 27      | Nikolay Goldobin | Right Wing | Sarnia (OHL)          | Russia           |
| 2 (from NSH) | 46      | Julius Bergman   | Defense    | Frolunda HC J20 (SE)  | Sweden           |
| 2 (from PIT) | 53      | Noah Rod         | Right Wing | Geneve (SWISS)        | Switzerland      |
| 3 (from NSH) | 72      | Alex Schoenborn  | Right Wing | Portland (WHL)        | United States    |
| 3            | 81      | Dylan Sadowy     | Left Wing  | Saginaw (OHL)         | Canada           |
| 4 (from NSH) | 102     | Alexis Vanier    | Defense    | Baie-Comeau (QMJHL)   | Canada           |
| 5 (from NYR) | 149     | Rourke Chartier  | Center     | Kelowna (WHL)         | Canada           |
| 6            | 171     | Kevin Labanc     | Right Wing | Barrie (OHL)          | United States    |

JUNE 30, 2013

NEWARK, NEW JERSEY — PRUDENTIAL CENTER

| ROUND        | OVERALL | NAME               | POSITION   | 2012-13 CLUB (LEAGUE)       | COUNTRY OF BIRTH |
|--------------|---------|--------------------|------------|-----------------------------|------------------|
| 1 (from DET) | 18      | Mirco Mueller      | Defense    | Everett Silvertips (WHL)    | Switzerland      |
| 2 (from NYR) | 49      | Gabryel Boudreau   | Left Wing  | Baie-Comeau (QMJHL)         | Canada           |
| 4 (from CHI) | 117     | Fredrik Bergvik    | Goaltender | Frolunda HC J20 (SE)        | Sweden           |
| 5            | 141     | Michael Brodzinski | Defense    | Muskegon Lumberjacks (USHL) | United States    |
| 5 (from CHI) | 151     | Gage Ausmus        | Defense    | USA U-18 (USHL)             | United States    |
| 7            | 201     | Jake Jackson       | Center     | Tartan Titans (MSHSL)       | United States    |
| 7 (from COL) | 207     | Emil Galimov       | Left Wing  | Lokomotiv Yaroslavl (KHL)   | Russia           |



## DRAFT HISTORY

## THE PLAYERS



### JUNE 22-23, 2012 PITTSBURGH, PENNSYLVANIA — CONSOL ENERGY CENTER

| ROUND        | OVERALL | NAME                  | POSITION   | 2011-12 CLUB (LEAGUE)   | COUNTRY OF BIRTH |
|--------------|---------|-----------------------|------------|-------------------------|------------------|
| 1            | 17      | Tomas Hertl           | Center     | Slavia Praha (Czech)    | Czech Republic   |
| 2            | 55      | Chris Tierney         | Center     | London (OHL)            | Canada           |
| 4 (from CHI) | 109     | Christophe Lalancette | Right Wing | Acadie-Bathurst (QMJHL) | Canada           |
| 5            | 138     | Daniel O'Regan        | Center     | St. Sebastien (HS)      | Germany          |
| 6            | 168     | Clifford Watson       | Defense    | Sioux City (USHL)       | United States    |
| 7            | 198     | Joakim Ryan           | Defense    | Cornell (ECAC)          | United States    |

### JUNE 24-25, 2011 ST. PAUL, MINNESOTA — XCEL ENERGY CENTER

| ROUND        | OVERALL | NAME             | POSITION  | 2010-11 CLUB (LEAGUE) | COUNTRY OF BIRTH |
|--------------|---------|------------------|-----------|-----------------------|------------------|
| 2 (from FLA) | 47      | Matthew Nieto    | Left Wing | Boston U. (HE)        | United States    |
| 3            | 89      | Justin Sefton    | Defense   | Sudbury (OHL)         | Canada           |
| 5 (from WPG) | 133     | Sean Kuraly      | Center    | Indiana (USHL)        | United States    |
| 6 (from NYR) | 166     | Daniil Sobchenko | Center    | Yaroslavl (KHL)       | Ukraine          |
| 6            | 179     | Dylan Demelo     | Defense   | Mississauga (OHL)     | Canada           |
| 7 (from WPG) | 194     | Colin Blackwell  | Center    | St. John's Prep (HS)  | United States    |

### JUNE 25-26, 2010 LOS ANGELES, CALIFORNIA — STAPLES CENTER

| ROUND        | OVERALL | NAME                | POSITION   | 2009-10 CLUB (LEAGUE)   | COUNTRY OF BIRTH |
|--------------|---------|---------------------|------------|-------------------------|------------------|
| 1            | 28      | Charlie Coyle       | Center     | South Shore (EJHL)      | United States    |
| 3            | 88      | Max Gaede           | Right Wing | Woodbury (HS)           | United States    |
| 5 (from CAR) | 127     | Cody Ferriero       | Center     | Governor's Academy (HS) | United States    |
| 5 (from MIN) | 129     | Freddie Hamilton    | Center     | Niagara (OHL)           | Canada           |
| 5 (from OTT) | 136     | Isaac MacLeod       | Defense    | Penticton (BCHL)        | Canada           |
| 6 (from CGY) | 163     | Konrad Abeltshauser | Defense    | Halifax (QMJHL)         | Germany          |
| 7 (from ATL) | 188     | Lee Moffie          | Defense    | U. of Michigan (CCHA)   | United States    |



## DRAFT HISTORY

JUNE 26-27, 2009

MONTREAL, QUEBEC — BELL CENTRE

| ROUND        | OVERALL | NAME            | POSITION | 2008-09 CLUB (LEAGUE)  | COUNTRY OF BIRTH |
|--------------|---------|-----------------|----------|------------------------|------------------|
| 2 (from BUF) | 43      | William Wrenn   | Defense  | USA U-18 (USDP)        | United States    |
| 2            | 57      | Taylor Doherty  | Defense  | Kingston (OHL)         | Canada           |
| 5            | 147     | Philip Varone   | Center   | London (OHL)           | Canada           |
| 7 (from DAL) | 189     | Marek Viedensky | Center   | Prince George (WHL)    | Slovakia         |
| 7            | 207     | Dominik Bielke  | Defense  | Eisbahren Berlin (DEL) | Germany          |

JUNE 20-21, 2008

OTTAWA, ONTARIO — SCOTIABANK PLACE

| ROUND        | OVERALL | NAME           | POSITION   | 2007-08 CLUB (LEAGUE) | COUNTRY OF BIRTH |
|--------------|---------|----------------|------------|-----------------------|------------------|
| 3 (from TBL) | 62      | Justin Daniels | Center     | Kent School (HS)      | United States    |
| 4 (from TBL) | 92      | Samuel Groulx  | Defense    | Montreal (QMJHL)      | Canada           |
| 4 (from NSH) | 106     | Harri Sateri   | Goaltender | Tampere (FNL)         | Finland          |
| 5 (from MTL) | 146     | Julien Demers  | Defense    | Ottawa (OHL)          | Canada           |
| 6            | 177     | Tommy Wingels  | Center     | Miami U. (CCHA)       | United States    |
| 7 (from NYI) | 186     | Jason Demers   | Defense    | Victoriaville (QMJHL) | Canada           |
| 7 (from BUF) | 194     | Drew Daniels   | Right Wing | Kent School (HS)      | United States    |

JUNE 22-23 2007

COLUMBUS, OHIO — NATIONWIDE ARENA

| ROUND        | OVERALL | NAME              | POSITION   | 2006-07 CLUB (LEAGUE) | COUNTRY OF BIRTH |
|--------------|---------|-------------------|------------|-----------------------|------------------|
| 1 (from STL) | 9       | Logan Couture     | Center     | Ottawa (OHL)          | Canada           |
| 1 (from WSH) | 28      | Nick Petrecki     | Defense    | Omaha (USHL)          | United States    |
| 3            | 83      | Timo Pielmeier    | Goaltender | Koln-Jr. (DEL Jr.)    | Germany          |
| 3 (from COL) | 91      | Tyson Sexsmith    | Goaltender | Vancouver (WHL)       | Canada           |
| 6 (from COL) | 165     | Patrik Zackrisson | Left Wing  | Rogle (SWE-1)         | Sweden           |
| 6            | 173     | Nick Bonino       | Center     | Avon Old Farms (HS)   | United States    |
| 7 (from PIT) | 201     | Justin Braun      | Defense    | U-Mass Amherst (HE)   | United States    |
| 7            | 203     | Frazer McLaren    | Left Wing  | Portland (WHL)        | Canada           |

JUNE 24, 2006

VANCOUVER, BRITISH COLUMBIA — GENERAL MOTORS PLACE

| ROUND        | OVERALL | NAME          | POSITION   | 2005-06 CLUB (LEAGUE)   | COUNTRY OF BIRTH |
|--------------|---------|---------------|------------|-------------------------|------------------|
| 1 (from MTL) | 16      | Ty Wishart    | Defense    | Prince George (WHL)     | Canada           |
| 2 (from CBJ) | 36      | Jamie McGinn  | Left Wing  | Ottawa (OHL)            | Canada           |
| 4 (from NYI) | 98      | James DeLory  | Defense    | Oshawa (OHL)            | Canada           |
| 5            | 143     | Ashton Rome   | Right Wing | Kamloops/Red Deer (WHL) | Canada           |
| 7            | 202     | John McCarthy | Left Wing  | Boston University       | United States    |
| 7 (from TB)  | 203     | Jay Barriball | Left Wing  | Sioux Falls (USHL)      | United States    |

JULY 30, 2005

OTTAWA, ONTARIO — SHERATON HOTEL AND TOWERS

| ROUND        | OVERALL | NAME                | POSITION   | 2004-05 CLUB (LEAGUE) | COUNTRY OF BIRTH |
|--------------|---------|---------------------|------------|-----------------------|------------------|
| 1 (from ATL) | 8       | Devin Setoguchi     | Right Wing | Saskatoon (WHL)       | Canada           |
| 2 (from CGY) | 35      | Marc-Edouard Vlasic | Defense    | Quebec (OMJHL)        | Canada           |
| 4            | 112     | Alex Stalock        | Goaltender | Cedar Rapids (USHL)   | United States    |
| 5            | 140     | Taylor Dakers       | Goaltender | Kootenay (WHL)        | Canada           |
| 5            | 149     | Derek Joslin        | Defense    | Ottawa (OHL)          | Canada           |
| 5 (from TB)  | 162     | Paul (P.J.) Fenton  | Forward    | U-Mass Amherst (HE)   | United States    |
| 6            | 183     | William Colbert     | Defense    | Ottawa (OHL)          | Canada           |
| 6 (from ANA) | 193     | Tony Lucia          | Left Wing  | Wayzata (USHSW)       | United States    |



## DRAFT HISTORY



THE PLAYERS

### JUNE 26-27, 2004 RALEIGH, N.C. — RBC CENTER

| ROUND        | OVERALL | NAME                 | POSITION   | 2003-04 CLUB (LEAGUE)       | COUNTRY OF BIRTH |
|--------------|---------|----------------------|------------|-----------------------------|------------------|
| 1 (from DAL) | 22      | Lukas Kaspar         | Right Wing | Litvinov (Czech)            | Czech Republic   |
| 3 (from BOS) | 94      | Thomas Greiss        | Goaltender | Kolner Haie (Germany)       | Germany          |
| 4 (from BOS) | 126     | Torrey Mitchell      | Center     | Hotchkiss Prep. (USHSE)     | Canada           |
| 4 (from BOS) | 129     | Jason Churchill      | Goaltender | Halifax (QMJHL)             | Canada           |
| 5 (from DAL) | 153     | Steven Zalewski      | Center     | Northwood Prep (USHSE)      | United States    |
| 7 (from FLA) | 201     | Michael Vernace      | Defenseman | Brampton (OHL)              | Canada           |
| 7            | 225     | David MacDonald      | Defenseman | New England (EJHL)          | United States    |
| 8 (from FLA) | 234     | Derek MacIntyre      | Goaltender | Soo (NAHL)                  | United States    |
| 9 (from BOS) | 288     | Brian Mahoney-Wilson | Goaltender | Catholic Memorial (USHSE)   | United States    |
| 9            | 289     | Christian Jensen     | Defenseman | New Jersey Jr. (Indep. Jr.) | United States    |

### JUNE 21-22, 2003 NASHVILLE, TENN. — GAYLORD ENTERTAINMENT CENTER

| ROUND        | OVERALL | NAME               | POSITION   | 2002-03 CLUB (LEAGUE)    | COUNTRY OF BIRTH |
|--------------|---------|--------------------|------------|--------------------------|------------------|
| 1            | 6       | Milan Michalek     | Right Wing | Budejovice (Czech)       | Czech Republic   |
| 1 (from BOS) | 16      | Steve Bernier      | Right Wing | Moncton (QMJHL)          | Canada           |
| 2 (from NYR) | 43      | Joshua Hennessy    | Center     | Quebec (QMJHL)           | Canada           |
| 2 (from CGY) | 47      | Matthew Carle      | Defenseman | River City (USHL)        | United States    |
| 5 (from PIT) | 139     | Patrick Ehelechner | Goaltender | Hannover (Germany)       | Germany          |
| 7 (from FLA) | 201     | Jonathan Tremblay  | Right Wing | Acadie-Bathurst (QMJHL)  | Canada           |
| 7 (from PHI) | 205     | Joe Pavelski       | Center     | Waterloo (USHL)          | United States    |
| 7            | 216     | Kai Hospelt        | Center     | Kolner Haie (Germany)    | German           |
| 8            | 236     | Alexander Hult     | Center     | HV 71 Jonkoping (Sweden) | Sweden           |
| 9            | 267     | Brian O'Hanley     | Defenseman | BC High School (USHSE)   | United States    |
| 9 (from CHI) | 276     | Carter Lee         | Right Wing | Canterbury (USHSE)       | United States    |

### JUNE 22-23, 2002 TORONTO, ONTARIO — AIR CANADA CENTRE

| ROUND        | OVERALL | NAME             | POSITION   | 2001-02 CLUB (LEAGUE)    | COUNTRY OF BIRTH |
|--------------|---------|------------------|------------|--------------------------|------------------|
| 1            | 27      | Mike Morris      | Right Wing | St. Sebastian's (USHS)   | United States    |
| 2 (from TB)  | 52      | Dan Spang        | Defense    | Winchester (USHS)        | United States    |
| 3 (from CHI) | 86      | Jonas Fiedler    | Right Wing | Plymouth (OHL)           | Czech Republic   |
| 5            | 139     | Kris Newbury     | Center     | Sarnia (OHL)             | Canada           |
| 5            | 163     | Tom Walsh        | Defense    | Deerfield Academy (USHS) | United States    |
| 7 (from ATL) | 217     | Tim Conboy       | Defense    | Topeka (USHL)            | United States    |
| 9            | 288     | Michael Hutchins | Defense    | Des Moines (USHL)        | United States    |



## DRAFT HISTORY

JUNE 23-24, 2001

SUNRISE, FLA. — NATIONAL CAR RENTAL CENTER

| ROUND            | OVERALL | NAME              | POSITION   | 2000-01 CLUB (LEAGUE)   | COUNTRY OF BIRTH |
|------------------|---------|-------------------|------------|-------------------------|------------------|
| 1                | 20      | Marcel Goc        | Center     | Schwennigen (German)    | Germany          |
| 4 (from CHI)     | 106     | Christian Ehrhoff | Defense    | Krefeld (German)        | Germany          |
| 4 (from NYR)     | 107     | Dimitri Patzold   | Goaltender | Erding (German)         | Kazakhstan       |
| 5 (from BUF)     | 140     | Tomas Plihal      | Center     | Liberec Jr. (Czech Jr.) | Czech Republic   |
| 6 (comp. Norton) | 175     | Ryane Clowe       | Right Wing | Rimouski (QMJHL)        | Canada           |
| 6 (from VAN)     | 182     | Tom Cavanagh      | Left Wing  | Phillips-Exeter HS      | United States    |

JUNE 24-25, 2000

CALGARY, ALBERTA — THE SADDLEDOME

| ROUND        | OVERALL | NAME            | POSITION   | 1999-00 CLUB (LEAGUE)   | COUNTRY OF BIRTH |
|--------------|---------|-----------------|------------|-------------------------|------------------|
| 2 (from CHI) | 41      | Tero Määttä     | Defense    | Jokerit Jr. (Finland)   | Finland          |
| 4 (from NYR) | 104     | Jon DiSalvatore | Right Wing | Providence College (HE) | United States    |
| 5 (from CHI) | 142     | Michal Pinc     | Left Wing  | Rouyn Noranda (QMJHL)   | Czech Republic   |
| 5 (from DET) | 166     | Nolan Schaefer  | Goaltender | Providence College (HE) | Canada           |
| 6            | 183     | Michal Macho    | Center     | Martin (Slovakia Jr.)   | Slovakia         |
| 8            | 246     | Chad Wiseman    | Left Wing  | Mississauga (OHL)       | Canada           |
| 8 (from WSH) | 256     | Pasi Saarinen   | Defense    | Ilves (Finland)         | Finland          |

JUNE 26, 1999


BOSTON, MASS. — THE FLEET CENTER

| ROUND        | OVERALL | NAME            | POSITION   | 1998-99 CLUB (LEAGUE)        | COUNTRY OF BIRTH |
|--------------|---------|-----------------|------------|------------------------------|------------------|
| 1            | 14      | Jeff Jillson    | Defense    | Univ. of Michigan (CCHA)     | United States    |
| 3            | 82      | Marc Concannon  | Left Wing  | Winchendon High School       | United States    |
| 4            | 111     | Willie Levesque | Right Wing | Northeastern University (HE) | United States    |
| 5 (from NJ)  | 155     | Niko Dimitrakos | Right Wing | University of Maine (HE)     | United States    |
| 8            | 229     | Eric Betournay  | Center     | Acadie-Bathurst (QMJHL)      | Canada           |
| 8 (from OTT) | 241     | Doug Murray     | Defense    | Applecore (EJHL)             | Sweden           |
| 9            | 257     | Hannes Hyvonen  | Right Wing | Espoo (Finland)              | Finland          |

JUNE 27, 1998

BUFFALO, N.Y. — MARINE MIDLAND ARENA

| ROUND             | OVERALL | NAME              | POSITION   | 1997-98 CLUB (LEAGUE)     | COUNTRY OF BIRTH |
|-------------------|---------|-------------------|------------|---------------------------|------------------|
| 1 (from NSH)      | 3       | Brad Stuart       | Defense    | Regina (WHL)              | Canada           |
| 2 (from NSH)      | 29      | Jonathan Cheechoo | Right Wing | Belleville (OHL)          | Canada           |
| 3 (comp. Belfour) | 65      | Eric LaPlante     | Left Wing  | Halifax (QMJHL)           | Canada           |
| 4                 | 98      | Rob Davison       | Defense    | North Bay (OHL)           | Canada           |
| 4 (from BUF)      | 104     | Miroslav Zalesak  | Right Wing | HC Nitra (Slovakia)       | Slovakia         |
| 5                 | 127     | Brandon Coalter   | Left Wing  | Oshawa (OHL)              | Canada           |
| 5 (from DAL)      | 145     | Mikael Samuelsson | Right Wing | Sodertalje (Sweden)       | Sweden           |
| 7                 | 185     | Robert Mulick     | Defense    | Sault Ste. Marie (OHL)    | Canada           |
| 8                 | 212     | Jim Fahey         | Defense    | Catholic Memorial (USHSE) | United States    |





## DRAFT HISTORY

THE PLAYERS

JUNE 21, 1997

PITTSBURGH, PA. — PITTSBURGH CIVIC ARENA

| ROUND           | OVERALL | NAME              | POSITION   | 1996-97 CLUB (LEAGUE)          | COUNTRY OF BIRTH |
|-----------------|---------|-------------------|------------|--------------------------------|------------------|
| 1               | 2       | Patrick Marleau   | Center     | Seattle (WHL)                  | Canada           |
| 1 (from CAR)    | 23      | Scott Hannan      | Defense    | Kelowna (WHL)                  | Canada           |
| 4 (from SJ-NYR) | 82      | Adam Colagiacomio | Right Wing | London/Oshawa (OHL)            | Canada           |
| 5 (from BOS)    | 107     | Adam Nittel       | Right Wing | Erie (OHL)                     | Canada           |
| 7               | 163     | Joe Dusbabek      | Right Wing | Notre Dame (CCHA)              | United States    |
| 8               | 192     | Cam Severson      | Left Wing  | Lethbridge/Prince Albert (WHL) | Canada           |
| 9               | 219     | Mark Smith        | Center     | Lethbridge (WHL)               | Canada           |

JUNE 22, 1996

ST. LOUIS, MO. — KIEL CENTER

| ROUND        | OVERALL | NAME            | POSITION   | 1995-96 CLUB (LEAGUE)    | COUNTRY OF BIRTH |
|--------------|---------|-----------------|------------|--------------------------|------------------|
| 1            | 2       | Andrei Zyuzin   | Defense    | Salavat Yulayev (Russia) | Russia           |
| 1 (from CHI) | 21      | Marco Sturm     | Center/LW  | Landshut (Germany)       | Germany          |
| 3            | 55      | Terry Friesen   | Goaltender | Swift Current (WHL)      | Canada           |
| 4            | 102     | Matt Bradley    | Right Wing | Kingston (OHL)           | Canada           |
| 6            | 137     | Michel Larocque | Goaltender | Boston University (HE)   | Canada           |
| 7            | 164     | Jake Deadmarsh  | Defense    | Kamloops (WHL)           | Canada           |
| 8            | 191     | Cory Cyrenne    | Center     | Brandon (WHL)            | Canada           |
| 9            | 217     | David Thibault  | Left Wing  | Drummondville (QMJHL)    | Canada           |

JULY 8, 1995

EDMONTON, ALBERTA — EDMONTON COLISEUM

| ROUND        | OVERALL | NAME             | POSITION   | 1994-95 CLUB (LEAGUE)       | COUNTRY OF BIRTH |
|--------------|---------|------------------|------------|-----------------------------|------------------|
| 1            | 12      | Teemu Riihijarvi | Right Wing | Kiekko-Espoo Jrs. (Finland) | Finland          |
| 2            | 38      | Peter Roed       | Center     | White Bear Lake (HS)        | United States    |
| 3            | 64      | Marko Makinen    | Right Wing | TPS Jrs. (Finland)          | Finland          |
| 4            | 90      | Vesa Toskala     | Goaltender | Ilves Jrs. (Finland)        | Finland          |
| 5            | 116     | Miikka Kiprusoff | Goaltender | TPS Jrs. (Finland)          | Finland          |
| 5 (from DET) | 130     | Michal Bros      | Center     | Olomouc Jrs. (Czech)        | Czech Republic   |
| 6 (from FLA) | 140     | Timo Hakanen     | Center     | Assat Jrs. (Finland)        | Finland          |
| 6            | 142     | Jaroslav Kudrna  | Left Wing  | Penticton (BCJHL)           | Czech Republic   |
| 7 (from DAL) | 167     | Brad Mehalko     | Right Wing | Lethbridge (WHL)            | Canada           |
| 7            | 168     | Robert Jindrich  | Defense    | Plezn (Czech)               | Czech Republic   |
| 8            | 194     | Ryan Kraft       | Center     | Minnesota (WCHA)            | United States    |
| 9            | 220     | Mikko Markkanen  | Right Wing | TPS Jrs. (Finland)          | Finland          |

JUNE 28-29, 1994

HARTFORD, CONN. — HARTFORD CIVIC CENTER

| ROUND | OVERALL | NAME               | POSITION   | 1993-94 CLUB (LEAGUE)         | COUNTRY OF BIRTH |
|-------|---------|--------------------|------------|-------------------------------|------------------|
| 1     | 11      | Jeff Friesen       | Left Wing  | Regina (WHL)                  | Canada           |
| 2     | 37      | Angel Nikolov      | Defense    | Litvinov (Czech)              | Czech Republic   |
| 3     | 66      | Alexei Yegorov     | Center     | SKA St. Petersburg (CIS)      | Russia           |
| 4     | 89      | Vaclav Varada      | Left Wing  | Vitkovice (Czech)             | Czech Republic   |
| 5     | 115     | Brian Swanson      | Center     | Omaha (USHL)                  | United States    |
| 6     | 141     | Alexander Korolyuk | Center     | Soviet Wings (CIS)            | Russia           |
| 7     | 167     | Sergei Gorbachev   | Right Wing | Dynamo Moscow (CIS)           | Russia           |
| 8     | 193     | Eric Landry        | Right Wing | Guelph (OHL)                  | Canada           |
| 9     | 219     | Evgeni Nabokov     | Goaltender | Torpedo UST Kamenogorsk (CIS) | Kazakhstan       |
| 10    | 240     | Tomas Pisa         | Left Wing  | Pardubice Jrs. (Czech)        | Czech Republic   |
| 10    | 245     | Aniket Dhadphale   | Left Wing  | Marquette Electricians (AAA)  | United States    |
| 11    | 271     | David Beauregard   | Left Wing  | St. Hyacinthe (QMJHL)         | Canada           |





## DRAFT HISTORY

JUNE 26, 1993

QUEBEC CITY, QUEBEC — LE COLISÉE

| ROUND        | OVERALL | NAME               | POSITION   | 1992-93 CLUB (LEAGUE)         | COUNTRY OF BIRTH |
|--------------|---------|--------------------|------------|-------------------------------|------------------|
| 1            | 6       | Viktor Kozlov      | Left Wing  | Dynamo Moscow (CIS)           | Russia           |
| 2            | 28      | Shean Donovan      | Right Wing | Ottawa (OHL)                  | Canada           |
| 2 (from HFD) | 45      | Vlastimil Kroupa   | Defense    | Litvinov (Czech)              | Czech Republic   |
| 3            | 58      | Ville Pelttonen    | Left Wing  | IFK Helsinki (Finland)        | Finland          |
| 4            | 80      | Alexander Osadchyy | Defense    | CSKA Moscow (CIS)             | Ukraine          |
| 5            | 106     | Andrei Buschan     | Defense    | Sokol Kiev (CIS)              | Ukraine          |
| 6            | 132     | Petri Varis        | Center     | Ässät Pori (Finland)          | Finland          |
| 6            | 154     | Fredrik Oduya      | Defense    | Ottawa (OHL)                  | Sweden           |
| 7            | 158     | Anatoli Filatov    | Right Wing | Torpedo UST-Kamenogorsk (CIS) | Kazakhstan       |
| 8            | 184     | Todd Holt          | Right Wing | Swift Current (WHL)           | Canada           |
| 9            | 210     | Jonas Forsberg     | Goaltender | Djurgarden Jrs. (Sweden)      | Sweden           |
| 10           | 236     | Jeff Salajko       | Goaltender | Ottawa (OHL)                  | Canada           |
| 11           | 262     | Jamie Matthews     | Center     | Sudbury (OHL)                 | Canada           |

JUNE 20, 1992

MONTREAL, QUEBEC — MONTREAL FORUM

| ROUND        | OVERALL | NAME                | POSITION   | 1991-92 CLUB (LEAGUE)    | COUNTRY OF BIRTH |
|--------------|---------|---------------------|------------|--------------------------|------------------|
| 1            | 3       | Mike Rathje         | Defense    | Medicine Hat (WHL)       | Canada           |
| 1 (from MIN) | 10      | Andrei Nazarov      | Left Wing  | Dynamo Moscow (CIS)      | Russia           |
| 3            | 51      | Alexander Cherbayev | Left Wing  | Khimik Voskresensk (CIS) | Russia           |
| 4            | 75      | Jan Caloun          | Right Wing | Litvinov (Czech)         | Czech Republic   |
| 5            | 99      | Marcus Ragnarsson   | Defense    | Djurgarden (Sweden)      | Sweden           |
| 6            | 123     | Michal Sykora       | Defense    | Tacoma (WHL)             | Czech Republic   |
| 7            | 147     | Eric Bellerose      | Right Wing | Trois-Rivières (QMJHL)   | Canada           |
| 8            | 171     | Ryan Smith          | Defense    | Brandon (WHL)            | Canada           |
| 9            | 195     | Chris Burns         | Goaltender | Thunder Bay (USHL)       | Canada           |
| 10           | 219     | Alexandr Kholomeyev | Left Wing  | Izhorets (CIS)           | Russia           |
| 11           | 243     | Victor Ignatjev     | Defense    | Riga Hockey Club (CIS)   | Latvia           |

JUNE 22, 1991

BUFFALO, N.Y. — MEMORIAL AUDITORIUM

| ROUND        | OVERALL | NAME             | POSITION   | 2016-17 CLUB (LEAGUE)        | COUNTRY OF BIRTH |
|--------------|---------|------------------|------------|------------------------------|------------------|
| 1            | 2       | Pat Falloon      | Right Wing | Spokane (WHL)                | Canada           |
| 2            | 23      | Ray Whitney      | Center     | Spokane (WHL)                | Canada           |
| 2 (from MIN) | 30      | Sandis Ozolinsh  | Defense    | Dynamo Riga (Soviet Elite)   | Latvia           |
| 3            | 45      | Dody Wood        | Center     | Seattle (WHL)                | Canada           |
| 4            | 67      | Kerry Toporowski | Defense    | Spokane (WHL)                | Canada           |
| 5            | 89      | Dan Ryder        | Goaltender | Sudbury (OHL)                | Canada           |
| 6            | 111     | Fredrick Nilsson | Center     | Vasteras (Sweden)            | Sweden           |
| 7            | 133     | Jaroslav Otevrel | Left Wing  | Zlín (Czech)                 | Czech Republic   |
| 8            | 155     | Dean Grillo      | Right Wing | Warroad, Minn. (H.S.)        | United States    |
| 9            | 177     | Corwin Saurdiff  | Goaltender | Waterloo (USHL)              | United States    |
| 10           | 199     | Dale Craigwell   | Center     | Oshawa (OHL)                 | Canada           |
| 11           | 221     | Aaron Kriss      | Defense    | Cranbrook, Mich. (H.S.)      | United States    |
| 12           | 243     | Mikhail Kravets  | Right Wing | SKA Leningrad (Soviet Elite) | Russia           |



## OTHER DRAFTS

## SUPPLEMENTAL DRAFTS

| JUNE 25, 1993 | NAME           | POSITION   | 1992-93 CLUB (LEAGUE)        |
|---------------|----------------|------------|------------------------------|
|               | Dean Sylvester | Right Wing | Kent State University (CCHA) |

| JUNE 19, 1992 | NAME              | POSITION | 1991-92 CLUB (LEAGUE) |
|---------------|-------------------|----------|-----------------------|
|               | Brian Konowalchuk | Center   | U. of Denver (WCHA)   |

| JUNE 21, 1991 | NAME          | POSITION | 1990-91 CLUB (LEAGUE) |
|---------------|---------------|----------|-----------------------|
|               | Jeff McLean   | Center   | North Dakota (WCHA)   |
|               | Mark Beaufait | Center   | N. Michigan (WCHA)    |

## WAIVER DRAFTS

| SEPTEMBER 30, 1996 | ROUND | NAME       | POSITION          | CLAIMED FROM |
|--------------------|-------|------------|-------------------|--------------|
|                    | 1     | Rob DiMaio | Center/Right Wing | Philadelphia |

| OCTOBER 4, 1992 | ROUND | NAME           | POSITION  | CLAIMED FROM |
|-----------------|-------|----------------|-----------|--------------|
|                 | 1     | Yvon Corriveau | Left Wing | Hartford     |
|                 | 2     | Igor Larionov  | Center    | Vancouver    |

## PLAYERS LOST IN WAIVER DRAFTS

| NAME          | POSITION | CLAIMED BY         | DATE          |
|---------------|----------|--------------------|---------------|
| Rob Gaudreau  | RW       | Ottawa             | Jan. 18, 1995 |
| Mark Beaufait | Center   | N. Michigan (WCHA) |               |

## DISPERSAL DRAFT — MAY 30, 1991

| NAME           | POSITION   | 1990-91 CLUB (LEAGUE)            |
|----------------|------------|----------------------------------|
| Shane Churla   | Right Wing | Minnesota (NHL)                  |
| Brian Hayward  | Goaltender | Minnesota (NHL)                  |
| Neil Wilkinson | Defense    | Minnesota (NHL)                  |
| Rob Zettler    | Defense    | Minnesota (NHL)                  |
| Ed Courtenay   | Right Wing | Kalamazoo (IHL)                  |
| Kevin Evans    | Left Wing  | Kalamazoo (IHL)                  |
| Link Gaetz     | Defense    | Kalamazoo (IHL)                  |
| Dan Keczmer    | Defense    | Kalamazoo (IHL)                  |
| Dean Kolstad   | Defense    | Kalamazoo (IHL)                  |
| Peter Lappin   | Right Wing | Kalamazoo (IHL)                  |
| Pat MacLeod    | Defense    | Kalamazoo (IHL)                  |
| Mike McHugh    | Left Wing  | Kalamazoo (IHL)                  |
| Jarmo Myllys   | Goaltender | Kalamazoo (IHL)                  |
| J.F. Quintin   | Left Wing  | Kalamazoo (IHL)                  |
| Scott Cashman  | Goaltender | Boston University (Hockey East)  |
| Murray Garbutt | Center     | Spokane (WHL)                    |
| Rob Gaudreau   | Right Wing | Providence College (Hockey East) |
| Arturs Irbe    | Goaltender | Dynamo Riga (Soviet Elite)       |
| Shaun Kane     | Defense    | Providence College (Hockey East) |
| Larry Olimb    | Center     | U. of Minnesota (WCHA)           |
| Tom Pederson   | Defense    | U. of Minnesota (WCHA)           |
| Bryan Schoen   | Goaltender | U. of Denver (WCHA)              |
| John Weisbrod  | Center     | Harvard (ECAC)                   |
| Doug Zmolek    | Defense    | U. of Minnesota (WCHA)           |

San Jose also obtained Minnesota's second round selection (30th overall) in 1991 Entry Draft and Minnesota's first round selection (10th overall) in 1992 Entry Draft.



## OTHER DRAFTS

## EXPANSION DRAFT — MAY 30, 1991

| NAME             | POSITION   | SELECTED FROM  |
|------------------|------------|----------------|
| Jeff Hackett     | Goaltender | N.Y. Islanders |
| Jayson More      | Defenseman | Montreal       |
| Rick Lessard     | Defenseman | Calgary        |
| Bob McGill       | Defenseman | Chicago        |
| Tim Kerr         | Right Wing | Philadelphia   |
| Jeff Madill      | Right Wing | New Jersey     |
| David Bruce      | Left Wing  | St. Louis      |
| Greg Paslawski   | Right Wing | Buffalo        |
| Bengt Gustafsson | Center     | Detroit        |
| Craig Coxie      | Left Wing  | Vancouver      |





2016-17 IN REVIEW





## FINAL 2016-17 NHL STANDINGS

## WESTERN CONFERENCE

| CENTRAL             | GP        | W         | L         | OTL      | PTS       | ROW       | SOW      | SOL      | GF         | GA         |
|---------------------|-----------|-----------|-----------|----------|-----------|-----------|----------|----------|------------|------------|
| z - Chicago         | 82        | 50        | 23        | 9        | 109       | 46        | 4        | 1        | 244        | 213        |
| x - Minnesota       | 82        | 49        | 25        | 8        | 106       | 46        | 3        | 2        | 266        | 208        |
| x - St. Louis       | 82        | 46        | 29        | 7        | 99        | 44        | 2        | 2        | 235        | 218        |
| x - Nashville       | 82        | 41        | 29        | 12       | 94        | 39        | 2        | 4        | 240        | 224        |
| e - Winnipeg        | 82        | 40        | 35        | 7        | 87        | 37        | 3        | 1        | 249        | 256        |
| e - Dallas          | 82        | 34        | 37        | 11       | 79        | 33        | 1        | 2        | 223        | 262        |
| e - Colorado        | 82        | 22        | 56        | 4        | 48        | 21        | 1        | 2        | 166        | 278        |
| PACIFIC             | GP        | W         | L         | OTL      | PTS       | ROW       | SOW      | SOL      | GF         | GA         |
| y - Anaheim         | 82        | 46        | 23        | 13       | 105       | 43        | 3        | 3        | 223        | 200        |
| x - Edmonton        | 82        | 47        | 26        | 9        | 103       | 43        | 4        | 5        | 247        | 212        |
| <b>x - San Jose</b> | <b>82</b> | <b>46</b> | <b>29</b> | <b>7</b> | <b>99</b> | <b>44</b> | <b>2</b> | <b>1</b> | <b>221</b> | <b>201</b> |
| x - Calgary         | 82        | 45        | 33        | 4        | 94        | 41        | 4        | 2        | 226        | 221        |
| e - Los Angeles     | 82        | 39        | 35        | 8        | 86        | 37        | 2        | 4        | 201        | 205        |
| e - Arizona         | 82        | 30        | 42        | 10       | 70        | 24        | 6        | 2        | 197        | 260        |
| e - Vancouver       | 82        | 30        | 43        | 9        | 69        | 26        | 4        | 2        | 182        | 243        |

## EASTERN CONFERENCE

| ATLANTIC         | GP | W  | L  | OTL | PTS | ROW | SOW | SOL | GF  | GA  |
|------------------|----|----|----|-----|-----|-----|-----|-----|-----|-----|
| y - Montreal     | 82 | 47 | 26 | 9   | 103 | 44  | 3   | 2   | 226 | 200 |
| x - Ottawa       | 82 | 44 | 28 | 10  | 98  | 38  | 6   | 4   | 212 | 214 |
| x - Boston       | 82 | 44 | 31 | 7   | 95  | 42  | 2   | 3   | 234 | 212 |
| x - Toronto      | 82 | 40 | 27 | 15  | 95  | 39  | 1   | 8   | 251 | 242 |
| e - Tampa Bay    | 82 | 42 | 30 | 10  | 94  | 38  | 4   | 3   | 234 | 227 |
| e - Florida      | 82 | 35 | 36 | 11  | 81  | 30  | 5   | 6   | 210 | 237 |
| e - Detroit      | 82 | 33 | 36 | 13  | 79  | 24  | 9   | 0   | 207 | 244 |
| e - Buffalo      | 82 | 33 | 37 | 12  | 78  | 31  | 2   | 6   | 201 | 237 |
| METROPOLITAN     | GP | W  | L  | OTL | PTS | ROW | SOW | SOL | GF  | GA  |
| * - Washington   | 82 | 55 | 19 | 8   | 118 | 53  | 2   | 5   | 263 | 182 |
| x - Pittsburgh   | 82 | 50 | 21 | 11  | 111 | 46  | 4   | 5   | 282 | 234 |
| x - Columbus     | 82 | 50 | 24 | 8   | 108 | 48  | 2   | 2   | 249 | 195 |
| x - NY Rangers   | 82 | 48 | 28 | 6   | 102 | 45  | 3   | 4   | 256 | 220 |
| e - NY Islanders | 82 | 41 | 29 | 12  | 94  | 39  | 2   | 4   | 241 | 242 |
| e - Philadelphia | 82 | 39 | 33 | 10  | 88  | 32  | 7   | 5   | 219 | 236 |
| e - Carolina     | 82 | 36 | 31 | 15  | 87  | 33  | 3   | 6   | 215 | 236 |
| e - New Jersey   | 82 | 28 | 40 | 14  | 70  | 25  | 3   | 3   | 183 | 244 |



## FINAL STANDINGS BY CONFERENCE

### WESTERN CONFERENCE

| TEAM        | GP | W  | L  | OT | GF  | GA  | PTS |
|-------------|----|----|----|----|-----|-----|-----|
| CHICAGO     | 82 | 50 | 23 | 9  | 244 | 213 | 109 |
| MINNESOTA   | 82 | 49 | 25 | 8  | 266 | 208 | 106 |
| ANAHEIM     | 82 | 46 | 23 | 13 | 223 | 200 | 105 |
| EDMONTON    | 82 | 47 | 26 | 9  | 247 | 212 | 103 |
| ST. LOUIS   | 82 | 46 | 29 | 7  | 235 | 218 | 99  |
| SAN JOSE    | 82 | 46 | 29 | 7  | 221 | 201 | 99  |
| CALGARY     | 82 | 45 | 33 | 4  | 226 | 221 | 94  |
| NASHVILLE   | 82 | 41 | 29 | 12 | 240 | 224 | 94  |
| WINNIPEG    | 82 | 40 | 35 | 7  | 249 | 256 | 87  |
| LOS ANGELES | 82 | 39 | 35 | 8  | 201 | 205 | 86  |
| DALLAS      | 82 | 34 | 37 | 11 | 223 | 262 | 79  |
| ARIZONA     | 82 | 30 | 42 | 10 | 197 | 260 | 70  |
| VANCOUVER   | 82 | 30 | 43 | 9  | 182 | 243 | 69  |
| COLORADO    | 82 | 22 | 56 | 4  | 166 | 278 | 4   |

### EASTERN CONFERENCE

| TEAM         | GP | W  | L  | OT | GF  | GA  | PTS |
|--------------|----|----|----|----|-----|-----|-----|
| WASHINGTON   | 82 | 55 | 19 | 8  | 263 | 182 | 118 |
| PITTSBURGH   | 82 | 50 | 21 | 11 | 282 | 234 | 111 |
| COLUMBUS     | 82 | 50 | 24 | 8  | 249 | 195 | 108 |
| MONTREAL     | 82 | 47 | 26 | 9  | 226 | 200 | 103 |
| NY RANGERS   | 82 | 48 | 28 | 6  | 256 | 220 | 102 |
| OTTAWA       | 82 | 44 | 28 | 10 | 212 | 214 | 98  |
| BOSTON       | 82 | 44 | 31 | 7  | 234 | 212 | 95  |
| TORONTO      | 82 | 40 | 27 | 15 | 251 | 242 | 95  |
| NY ISLANDERS | 82 | 41 | 29 | 12 | 241 | 242 | 94  |
| TAMPA BAY    | 82 | 42 | 30 | 10 | 234 | 227 | 94  |
| PHILADELPHIA | 82 | 39 | 33 | 10 | 219 | 236 | 88  |
| CAROLINA     | 82 | 36 | 31 | 15 | 215 | 236 | 87  |
| FLORIDA      | 82 | 35 | 36 | 11 | 210 | 237 | 81  |
| DETROIT      | 82 | 33 | 36 | 13 | 207 | 244 | 79  |
| BUFFALO      | 82 | 33 | 37 | 12 | 201 | 237 | 78  |
| NEW JERSEY   | 82 | 28 | 40 | 14 | 183 | 244 | 70  |

**BOLD** denotes playoff team



## 2016-17 SAN JOSE SHARKS SCORING

| PLAYER                    | GP | G  | A  | PTS | +/- | PIM | ATOI  | PPG | PPA | SHG | SHA | SOG | SPCT | TOI/G |
|---------------------------|----|----|----|-----|-----|-----|-------|-----|-----|-----|-----|-----|------|-------|
| Brent Burns, D            | 82 | 29 | 47 | 76  | 19  | 40  | 24:52 | 8   | 17  | 0   | 1   | 320 | 9.1  | 18:21 |
| Joe Pavelski, C           | 81 | 29 | 39 | 68  | 11  | 34  | 19:07 | 7   | 15  | 1   | 0   | 233 | 12.4 | 19:48 |
| Logan Couture, C          | 73 | 25 | 27 | 52  | 11  | 12  | 17:36 | 11  | 4   | 0   | 1   | 174 | 14.4 | 25:51 |
| Joe Thornton, C           | 79 | 7  | 43 | 50  | 7   | 51  | 18:04 | 1   | 18  | 0   | 0   | 81  | 8.6  | 19:01 |
| Patrick Marleau, C        | 82 | 27 | 19 | 46  | 4   | 28  | 17:09 | 7   | 9   | 0   | 0   | 190 | 14.2 | 15:58 |
| Joel Ward, RW             | 78 | 10 | 19 | 29  | -2  | 30  | 15:57 | 1   | 2   | 2   | 0   | 105 | 9.5  | 16:58 |
| Marc-Edouard Vlasic, D    | 75 | 6  | 22 | 28  | 4   | 35  | 21:14 | 1   | 6   | 0   | 1   | 144 | 4.2  | 23:07 |
| Paul Martin, D            | 81 | 4  | 22 | 26  | 10  | 20  | 19:14 | 0   | 0   | 0   | 0   | 57  | 7    | 17:23 |
| Mikkel Boedker, LW        | 81 | 10 | 16 | 26  | 0   | 10  | 14:21 | 0   | 1   | 1   | 0   | 122 | 8.2  | 14:09 |
| Chris Tierney, C          | 80 | 11 | 12 | 23  | 0   | 6   | 14:36 | 1   | 0   | 1   | 1   | 90  | 12.2 | 20:33 |
| Melker Karlsson, RW       | 67 | 11 | 11 | 22  | 7   | 22  | 12:48 | 0   | 0   | 2   | 0   | 73  | 15.1 | 13:11 |
| Tomas Hertl, C            | 49 | 10 | 12 | 22  | -8  | 14  | 17:13 | 1   | 1   | 0   | 0   | 100 | 10   | 20:43 |
| Kevin Labanc, RW          | 55 | 8  | 12 | 20  | 9   | 22  | 13:41 | 0   | 2   | 0   | 0   | 70  | 11.4 | 13:31 |
| David Schlemko, D         | 62 | 2  | 16 | 18  | 4   | 14  | 16:45 | 1   | 2   | 0   | 0   | 118 | 1.7  | 13:38 |
| Joonas Donskoi, RW        | 61 | 6  | 11 | 17  | -5  | 10  | 13:49 | 1   | 3   | 0   | 0   | 95  | 6.3  | 13:09 |
| Justin Braun, D           | 81 | 4  | 9  | 13  | 1   | 28  | 20:05 | 0   | 0   | 0   | 2   | 95  | 4.2  | 16:41 |
| Micheal Haley, C          | 58 | 2  | 10 | 12  | 6   | 128 | 9:11  | 0   | 0   | 0   | 0   | 37  | 5.4  | 11:35 |
| Brenden Dillon, D         | 81 | 2  | 8  | 10  | -2  | 60  | 16:28 | 0   | 0   | 0   | 0   | 86  | 2.3  | 14:17 |
| Tommy Wingels, C          | 37 | 5  | 3  | 8   | -2  | 15  | 10:03 | 0   | 0   | 0   | 0   | 42  | 11.9 | 12:46 |
| Dylan DeMelo, D           | 25 | 1  | 7  | 8   | 2   | 14  | 15:54 | 0   | 0   | 0   | 0   | 32  | 3.1  | 15:15 |
| Jannik Hansen, RW (Total) | 43 | 8  | 12 | 20  | 2   | 34  | 16:03 | 0   | 0   | 0   | 0   | 73  | 11   | 13:37 |
| SJS                       | 15 | 2  | 5  | 7   | 0   | 7   | 15:30 | 0   | 0   | 0   | 0   | 17  | 11.8 | 10:30 |
| VAN                       | 28 | 6  | 7  | 13  | 2   | 27  | 16:21 | 0   | 0   | 0   | 0   | 56  | 10.7 | 7:13  |
| Timo Meier, RW            | 34 | 3  | 3  | 6   | 1   | 10  | 12:28 | 0   | 0   | 0   | 0   | 85  | 3.5  | 19:09 |
| Marcus Sorensen, RW       | 19 | 1  | 3  | 4   | -1  | 4   | 10:49 | 0   | 0   | 0   | 0   | 27  | 3.7  | 17:49 |
| Ryan Carpenter, C         | 11 | 2  | 2  | 4   | 5   | 4   | 10:23 | 0   | 0   | 0   | 0   | 20  | 10   | 19:44 |
| Mirco Mueller, D          | 4  | 1  | 1  | 2   | 2   | 0   | 9:36  | 0   | 0   | 0   | 0   | 3   | 33.3 | 10:16 |
| Matt Nieto, LW            | 16 | 0  | 2  | 2   | -3  | 4   | 12:13 | 0   | 0   | 0   | 0   | 24  | 0    | 11:11 |
| Danny O'Regan, C          | 3  | 1  | 0  | 1   | -2  | 0   | 11:33 | 1   | 0   | 0   | 0   | 5   | 20   | 7:05  |
| Barclay Goodrow, LW       | 3  | 0  | 1  | 1   | 0   | 0   | 11:18 | 0   | 0   | 0   | 0   | 3   | 0    | 8:52  |
| Nikolay Goldobin, RW      | 2  | 0  | 0  | 0   | -1  | 0   | 9:50  | 0   | 0   | 0   | 0   | 4   | 0    | 5:59  |
| Tim Heed, D               | 1  | 0  | 0  | 0   | 0   | 0   | 16:29 | 0   | 0   | 0   | 0   | 1   | 0    | 7:05  |

| GOALTENDER   | GP | GS | W  | L  | T/O | GA  | SA   | SV   | SV%   | GAA  | SO | MIN  |
|--------------|----|----|----|----|-----|-----|------|------|-------|------|----|------|
| Martin Jones | 65 | 65 | 35 | 23 | 6   | 152 | 1725 | 1573 | 0.912 | 2.40 | 2  | 3800 |
| Aaron Dell   | 20 | 17 | 11 | 6  | 1   | 37  | 533  | 496  | 0.931 | 2.00 | 1  | 1111 |





## 2016-17 STATISTICAL BREAKDOWN

|                                |             |
|--------------------------------|-------------|
| Overall record/streak:         | 46 - 29 - 7 |
| Home record/streak:            | 26 - 11 - 4 |
| Road record/streak:            | 20 - 18 - 3 |
| Last 5 Games:                  | 3 - 2 - 0   |
| Last 10 Games:                 | 4 - 6 - 0   |
| 1-Goal Games:                  | 19 - 14 - 7 |
| 2-Goal Games:                  | 13 - 4      |
| 3-Goal Games:                  | 14 - 11     |
| Scoring first:                 | 35 - 11 - 1 |
| Opponent scoring first:        | 11 - 18 - 6 |
| Leading after 1 period:        | 26 - 3 - 1  |
| Trailing after 1 period:       | 5 - 12 - 3  |
| Tied after 1 period:           | 15 - 14 - 3 |
| Leading after 2 periods:       | 33 - 3 - 2  |
| Trailing after 2 periods:      | 1 - 22 - 1  |
| Tied after 2 periods:          | 12 - 4 - 4  |
| OT Record - This Season:       | 8 - 7       |
| Shootout Record - This Season: | 2 - 1       |

|                       |             |
|-----------------------|-------------|
| Outshooting opponent: | 22 - 15 - 5 |
| Outshot by opponent:  | 22 - 14 - 2 |
| Even shots:           | 2 - 0 - 0   |

|                         |             |
|-------------------------|-------------|
| vs. WESTERN CONFERENCE: | 25 - 22 - 3 |
| vs. Central:            | 9 - 11 - 0  |
| vs. Pacific:            | 16 - 11 - 3 |

|                         |            |
|-------------------------|------------|
| vs. EASTERN CONFERENCE: | 21 - 7 - 4 |
| vs. Atlantic:           | 10 - 3 - 3 |
| vs. Metropolitan:       | 11 - 4 - 1 |

### MONTH BY MONTH RECORD

|                | W-L-OT         | POINTS    |
|----------------|----------------|-----------|
| October:       | 6-3-0          | 12        |
| November:      | 8-6-1          | 17        |
| December:      | 9-4-0          | 18        |
| January:       | 9-4-1          | 19        |
| February:      | 5-1-5          | 15        |
| March:         | 6-10-0         | 12        |
| April:         | 3-1-0          | 6         |
| <b>Totals:</b> | <b>46-29-7</b> | <b>99</b> |

### SITUATIONAL GOALS FOR AND AGAINST

|                | FOR        | AGAINST    |
|----------------|------------|------------|
| 5 on 5:        | 152        | 135        |
| 5 on 4:        | 34         | 5          |
| 5 on 3:        | 3          | 0          |
| 4 on 4:        | 3          | 0          |
| 4 on 3:        | 3          | 0          |
| 3 on 3:        | 4          | 6          |
| 3 on 4:        | 0          | 1          |
| 3 on 5:        | 0          | 1          |
| 4 on 5:        | 6          | 37         |
| Empty Net:     | 12         | 11         |
| Penalty Shots: | 1          | 0          |
| <b>Total:</b>  | <b>219</b> | <b>200</b> |

### PENALTIES

| GP | MIN              | AVG./RANK |
|----|------------------|-----------|
| 82 | 6427.8 (4th NHL) |           |

### POWER PLAY

|   | G/ATT         | %                      |
|---|---------------|------------------------|
| <b>Overall:</b>                           | <b>41/246</b> | <b>16.7 (25th NHL)</b> |
| Home:                                     | 23/126        | 18.3 (T-17th NHL)      |
| Road:                                     | 18/120        | 15.0 (24th NHL)        |
| 6 SHORT HANDED GOALS ALLOWED (T-12th NHL) |               |                        |

### GOALS BY PERIOD

|                  | 1  | 2  | 3  | OT | T   | AVG         |
|------------------|----|----|----|----|-----|-------------|
| San Jose Sharks: | 72 | 70 | 71 | 6  | 219 | ( 2.7 avg.) |
| Opponents:       | 52 | 63 | 79 | 6  | 200 | ( 2.4 avg.) |

### SHOTS BY PERIOD

|                  | 1   | 2   | 3   | OT | T    | AVG         |
|------------------|-----|-----|-----|----|------|-------------|
| San Jose Sharks: | 830 | 820 | 779 | 24 | 2453 | (29.9 avg.) |
| Opponents:       | 732 | 773 | 743 | 21 | 2269 | (27.7 avg.) |

### PENALTY KILLING

|                 | G/ATT     | %                            |
|-----------------|-----------|------------------------------|
| <b>Overall:</b> | <b>41</b> | <b>212 80.7 (T-17th NHL)</b> |
| Home:           | 20        | 99 79.8 (21st NHL)           |
| Road:           | 21        | 113 81.4 (T-14th NHL)        |

7 SHORT HANDED GOALS SCORED (T-11th NHL)



## 2016-17 SHARKS SPECIAL TEAMS SCORING

## POWER PLAY

| PLAYER              | G  | A  | P  |
|---------------------|----|----|----|
| Brent Burns         | 8  | 17 | 25 |
| Joe Pavelski        | 7  | 15 | 22 |
| Joe Thornton        | 1  | 18 | 19 |
| Patrick Marleau     | 7  | 9  | 16 |
| Logan Couture       | 11 | 4  | 15 |
| Marc-Edouard Vlasic | 1  | 6  | 7  |
| Joonas Donskoi      | 1  | 3  | 4  |
| David Schlemko      | 1  | 2  | 3  |
| Joel Ward           | 1  | 2  | 3  |
| Tomas Hertl         | 1  | 1  | 2  |
| Kevin Labanc        | 0  | 2  | 2  |
| Mikkel Boedker      | 0  | 1  | 1  |
| Daniel O'Regan      | 1  | 0  | 1  |
| Chris Tierney       | 1  | 0  | 1  |
| Matt Tennyson       | 1  | 0  | 1  |
| Chris Tierney       | 1  | 0  | 1  |

## SHORTHANDED

| PLAYER              | G | A | P |
|---------------------|---|---|---|
| Justin Braun        | 0 | 2 | 2 |
| Melker Karlsson     | 2 | 0 | 2 |
| Chris Tierney       | 1 | 1 | 2 |
| Joel Ward           | 2 | 0 | 2 |
| Mikkel Boedker      | 1 | 0 | 1 |
| Brent Burns         | 0 | 1 | 1 |
| Logan Couture       | 0 | 1 | 1 |
| Joe Pavelski        | 1 | 0 | 1 |
| Marc-Edouard Vlasic | 0 | 1 | 1 |

## SHARKS 2016-17 HOME SCORING

| PLAYER                 | GP | G  | A  | PTS | +/- | PIM | TOI   | PPG | PPA | SHG | SHA | SOG | SPCT |
|------------------------|----|----|----|-----|-----|-----|-------|-----|-----|-----|-----|-----|------|
| Joe Pavelski, C        | 40 | 17 | 23 | 40  | 7   | 10  | 19:08 | 4   | 11  | 1   | 0   | 120 | 14.2 |
| Brent Burns, D         | 41 | 11 | 24 | 35  | 16  | 24  | 24:59 | 5   | 8   | 0   | 1   | 160 | 6.9  |
| Logan Couture, C       | 37 | 15 | 15 | 30  | 5   | 8   | 17:38 | 8   | 2   | 0   | 0   | 92  | 16.3 |
| Joe Thornton, C        | 38 | 3  | 24 | 27  | 6   | 21  | 18:08 | 0   | 10  | 0   | 0   | 42  | 7.1  |
| Patrick Marleau, C     | 41 | 10 | 14 | 24  | 5   | 10  | 17:19 | 2   | 6   | 0   | 0   | 94  | 10.6 |
| Paul Martin, D         | 41 | 3  | 13 | 16  | 14  | 6   | 19:28 | 0   | 0   | 0   | 0   | 27  | 11.1 |
| Joel Ward, RW          | 39 | 8  | 7  | 15  | 8   | 12  | 15:56 | 1   | 0   | 2   | 0   | 60  | 13.3 |
| Chris Tierney, C       | 41 | 8  | 6  | 14  | 10  | 4   | 14:28 | 0   | 0   | 1   | 1   | 48  | 16.7 |
| Kevin Labanc, RW       | 28 | 4  | 9  | 13  | 3   | 8   | 13:37 | 0   | 1   | 0   | 0   | 37  | 10.8 |
| Marc-Edouard Vlasic, D | 38 | 3  | 9  | 12  | -2  | 8   | 20:46 | 0   | 4   | 0   | 1   | 76  | 3.9  |
| Joonas Donskoi, RW     | 32 | 6  | 5  | 11  | 0   | 4   | 14:06 | 1   | 1   | 0   | 0   | 46  | 13   |
| David Schlemko, D      | 27 | 1  | 9  | 10  | 4   | 8   | 16:47 | 0   | 2   | 0   | 0   | 60  | 1.7  |
| Mikkel Boedker, LW     | 40 | 3  | 6  | 9   | 4   | 6   | 14:06 | 0   | 0   | 0   | 0   | 60  | 5    |
| Tomas Hertl, C         | 22 | 4  | 5  | 9   | -3  | 10  | 17:12 | 1   | 0   | 0   | 0   | 42  | 9.5  |
| Dylan DeMelo, D        | 16 | 1  | 6  | 7   | 3   | 8   | 16:49 | 0   | 0   | 0   | 0   | 24  | 4.2  |
| Justin Braun, D        | 40 | 1  | 5  | 6   | 0   | 20  | 19:50 | 0   | 0   | 0   | 2   | 48  | 2.1  |
| Melker Karlsson, RW    | 33 | 3  | 2  | 5   | -4  | 10  | 13:14 | 0   | 0   | 1   | 0   | 36  | 8.3  |
| Brenden Dillon, D      | 40 | 2  | 2  | 4   | 1   | 35  | 16:35 | 0   | 0   | 0   | 0   | 46  | 4.3  |
| Jannik Hansen, RW      | 10 | 1  | 3  | 4   | 2   | 2   | 15:32 | 0   | 0   | 0   | 0   | 9   | 11.1 |
| Tommy Wingels, C       | 18 | 1  | 2  | 3   | 0   | 4   | 10:27 | 0   | 0   | 0   | 0   | 22  | 4.5  |
| Timo Meier, RW         | 15 | 1  | 2  | 3   | 2   | 6   | 12:29 | 0   | 0   | 0   | 0   | 40  | 2.5  |
| Marcus Sorensen, RW    | 9  | 1  | 1  | 2   | 2   | 0   | 11:01 | 0   | 0   | 0   | 0   | 12  | 8.3  |
| Mirco Mueller, D       | 3  | 1  | 1  | 2   | 2   | 0   | 12:24 | 0   | 0   | 0   | 0   | 3   | 33.3 |
| Ryan Carpenter, C      | 6  | 1  | 1  | 2   | 2   | 2   | 9:08  | 0   | 0   | 0   | 0   | 9   | 11.1 |
| Micheal Haley, C       | 32 | 1  | 1  | 2   | -2  | 63  | 9:07  | 0   | 0   | 0   | 0   | 23  | 4.3  |
| Matt Nieto, LW         | 7  | 0  | 1  | 1   | 0   | 2   | 12:04 | 0   | 0   | 0   | 0   | 11  | 0    |
| Danny O'Regan, C       | 2  | 1  | 0  | 1   | -1  | 0   | 13:05 | 1   | 0   | 0   | 0   | 4   | 25   |
| Barclay Goodrow, LW    | 1  | 0  | 1  | 1   | 0   | 0   | 12:02 | 0   | 0   | 0   | 0   | 1   | 0    |
| Nikolay Goldobin, RW   | 1  | 0  | 0  | 0   | -1  | 0   | 7:46  | 0   | 0   | 0   | 0   | 0   | 0    |



## SHARKS 2016-17 ROAD SCORING

| PLAYER                 | GP | G  | A  | PTS | +/- | PIM | ATOI  | PPG | PPA | SHG | SHA | SOG | SPCT |
|------------------------|----|----|----|-----|-----|-----|-------|-----|-----|-----|-----|-----|------|
| Brent Burns, D         | 41 | 18 | 23 | 41  | 3   | 16  | 24:44 | 3   | 9   | 0   | 0   | 160 | 11.3 |
| Joe Pavelski, C        | 41 | 12 | 16 | 28  | 4   | 24  | 19:06 | 3   | 4   | 0   | 0   | 113 | 10.6 |
| Joe Thornton, C        | 41 | 4  | 19 | 23  | 1   | 30  | 17:59 | 1   | 8   | 0   | 0   | 39  | 10.3 |
| Patrick Marleau, C     | 41 | 17 | 5  | 22  | -1  | 18  | 17:00 | 5   | 3   | 0   | 0   | 96  | 17.7 |
| Logan Couture, C       | 36 | 10 | 12 | 22  | 6   | 4   | 17:35 | 3   | 2   | 0   | 1   | 82  | 12.2 |
| Mikkel Boedker, LW     | 41 | 7  | 10 | 17  | -4  | 4   | 14:35 | 0   | 1   | 1   | 0   | 62  | 11.3 |
| Melker Karlsson, RW    | 34 | 8  | 9  | 17  | 11  | 12  | 12:23 | 0   | 0   | 1   | 0   | 37  | 21.6 |
| Marc-Edouard Vlasic, D | 37 | 3  | 13 | 16  | 6   | 27  | 21:43 | 1   | 2   | 0   | 0   | 68  | 4.4  |
| Joel Ward, RW          | 39 | 2  | 12 | 14  | -10 | 18  | 15:57 | 0   | 2   | 0   | 0   | 45  | 4.4  |
| Tomas Hertl, C         | 27 | 6  | 7  | 13  | -5  | 4   | 17:14 | 0   | 1   | 0   | 0   | 58  | 10.3 |
| Paul Martin, D         | 40 | 1  | 9  | 10  | -4  | 14  | 18:59 | 0   | 0   | 0   | 0   | 30  | 3.3  |
| Micheal Haley, C       | 26 | 1  | 9  | 10  | 8   | 65  | 9:15  | 0   | 0   | 0   | 0   | 14  | 7.1  |
| Chris Tierney, C       | 39 | 3  | 6  | 9   | -10 | 2   | 14:44 | 1   | 0   | 0   | 0   | 42  | 7.1  |
| David Schlemko, D      | 35 | 1  | 7  | 8   | 0   | 6   | 16:43 | 1   | 0   | 0   | 0   | 58  | 1.7  |
| Justin Braun, D        | 41 | 3  | 4  | 7   | 1   | 8   | 20:19 | 0   | 0   | 0   | 0   | 47  | 6.4  |
| Kevin Labanc, RW       | 27 | 4  | 3  | 7   | 6   | 14  | 13:44 | 0   | 1   | 0   | 0   | 33  | 12.1 |
| Joonas Donskoi, RW     | 29 | 0  | 6  | 6   | -5  | 6   | 13:29 | 0   | 2   | 0   | 0   | 49  | 0    |
| Brenden Dillon, D      | 41 | 0  | 6  | 6   | -3  | 25  | 16:22 | 0   | 0   | 0   | 0   | 40  | 0    |
| Tommy Wingels, C       | 19 | 4  | 1  | 5   | -2  | 11  | 9:41  | 0   | 0   | 0   | 0   | 20  | 20   |
| Jannik Hansen, RW      | 5  | 1  | 2  | 3   | -2  | 5   | 15:27 | 0   | 0   | 0   | 0   | 8   | 12.5 |
| Timo Meier, RW         | 19 | 2  | 1  | 3   | -1  | 4   | 12:28 | 0   | 0   | 0   | 0   | 45  | 4.4  |
| Marcus Sorensen, RW    | 10 | 0  | 2  | 2   | -3  | 4   | 10:38 | 0   | 0   | 0   | 0   | 15  | 0    |
| Ryan Carpenter, C      | 5  | 1  | 1  | 2   | 3   | 2   | 11:53 | 0   | 0   | 0   | 0   | 11  | 9.1  |
| Dylan DeMelo, D        | 9  | 0  | 1  | 1   | -1  | 6   | 14:15 | 0   | 0   | 0   | 0   | 8   | 0    |
| Matt Nieto, LW         | 9  | 0  | 1  | 1   | -3  | 2   | 12:20 | 0   | 0   | 0   | 0   | 13  | 0    |
| Barclay Goodrow, LW    | 2  | 0  | 0  | 0   | 0   | 0   | 10:57 | 0   | 0   | 0   | 0   | 2   | 0    |
| Tim Heed, D            | 1  | 0  | 0  | 0   | 0   | 0   | 16:29 | 0   | 0   | 0   | 0   | 1   | 0    |
| Danny O'Regan, C       | 1  | 0  | 0  | 0   | -1  | 0   | 8:30  | 0   | 0   | 0   | 0   | 1   | 0    |
| Mirco Mueller, D       | 1  | 0  | 0  | 0   | 0   | 0   | 1:09  | 0   | 0   | 0   | 0   | 0   | 0    |
| Nikolay Goldobin, RW   | 1  | 0  | 0  | 0   | 0   | 0   | 11:53 | 0   | 0   | 0   | 0   | 4   | 0    |

2016-17 IN REVIEW





# 2017-18 SAN JOSE SHARKS MEDIA GUIDE

## SHARKS 2016-17 GAME-BY-GAME RESULTS

| H/A | #  | DATE       | TEAM           | W/L<br>OT | SCORE | RECORD  | SJ GOALS             | PP  | PK  | SF-SA | SJ<br>GOALTENDER | ATT.   | FACE<br>OFFS |
|-----|----|------------|----------------|-----------|-------|---------|----------------------|-----|-----|-------|------------------|--------|--------------|
| H   | 1  | 10/12/2016 | Los Angeles    | W         | 2-1   | 1-0-0   | 39, 88               | 1-3 | 0-1 | 31-22 | Jones            | 17,562 | 50%          |
| A   | 2  | 10/15/2016 | @ Columbus     | W         | 3-2   | 2-0-0   | 89, 42, 12*          | 1-5 | 1-2 | 38-28 | Jones            | 16,546 | 42%          |
| A   | 3  | 10/17/2016 | @ NY Rangers   | L         | 4-7   | 2-1-0   | 39, 88, 88, 8        | 1-4 | 2-3 | 31-29 | Jones            | 18,200 | 43%          |
| A   | 4  | 10/18/2016 | @ NY Islanders | W         | 3-2   | 3-1-0   | 68, 48, 8            | 0-1 | 2-2 | 27-23 | Dell             | 10,772 | 40%          |
| A   | 5  | 10/20/2016 | @ Pittsburgh   | L         | 2-3   | 3-2-0   | 48, 12               | 0-3 | 4-5 | 34-20 | Jones            | 18,511 | 47%          |
| A   | 6  | 10/22/2016 | @ Detroit      | L         | 0-3   | 3-3-0   |                      | 0-4 | 6-6 | 30-32 | Jones            | 20,027 | 37%          |
| H   | 7  | 10/25/2016 | Anaheim        | W*        | 2-1   | 4-3-0   | 8, 44                | 1-5 | 3-3 | 36-20 | Jones            | 17,562 | 39%          |
| H   | 8  | 10/27/2016 | Columbus       | W         | 3-1   | 5-3-0   | 27, 48, 48*          | 2-2 | 3-3 | 29-25 | Jones            | 17,229 | 49%          |
| H   | 9  | 10/29/2016 | Nashville      | W         | 4-1   | 6-3-0   | 27, 8, 57, 19*       | 1-2 | 1-1 | 26-28 | Jones            | 17,562 | 55%          |
| A   | 10 | 11/1/2016  | @ Arizona      | L         | 2-3   | 6-4-0   | 12, 89               | 0-2 | 2-2 | 41-30 | Jones            | 11,046 | 59%          |
| H   | 11 | 11/3/2016  | Calgary        | L         | 2-3   | 6-5-0   | 88, 68               | 1-5 | 2-2 | 28-22 | Jones            | 17,562 | 59%          |
| H   | 12 | 11/5/2016  | Pittsburgh     | L         | 0-5   | 6-6-0   |                      | 0-5 | 1-1 | 32-25 | Jones/Dell       | 17,562 | 60%          |
| A   | 13 | 11/8/2016  | @ Washington   | W         | 3-0   | 7-6-0   | 44, 88, 19*          | 0-2 | 3-3 | 23-24 | Jones            | 18,506 | 45%          |
| A   | 14 | 11/10/2016 | @ Florida      | W         | 4-2   | 8-6-0   | 88, 8, 57, 39*       | 0-2 | 1-1 | 29-24 | Jones            | 11,703 | 57%          |
| A   | 15 | 11/12/2016 | @ Tampa Bay    | W         | 3-1   | 9-6-0   | 12, 57, 44           | 1-1 | 2-2 | 20-26 | Jones            | 19,092 | 51%          |
| A   | 16 | 11/15/2016 | @ Carolina     | L         | 0-1   | 9-7-0   |                      | 0-1 | 1-1 | 22-33 | Dell             | 8,932  | 31%          |
| A   | 17 | 11/17/2016 | @ St. Louis    | L         | 2-3   | 9-8-0   | 39, 62               | 0-6 | 3-4 | 31-25 | Jones            | 17,618 | 39%          |
| A   | 18 | 11/19/2016 | @ Arizona      | L*        | 2-3   | 9-8-1   | 8, 57                | 0-3 | 3-4 | 45-26 | Jones            | 13,148 | 51%          |
| H   | 19 | 11/21/2016 | New Jersey     | W         | 4-0   | 10-8-1  | 50*, 12, 39, 88      | 1-5 | 3-3 | 41-26 | Jones            | 17,286 | 48%          |
| H   | 20 | 11/23/2016 | Chicago        | W         | 2-1   | 11-8-1  | 39, 42*              | 1-4 | 2-2 | 35-34 | Jones            | 17,501 | 56%          |
| H   | 21 | 11/25/2016 | NY Islanders   | W         | 3-2   | 12-8-1  | 8, 88, 12            | 0-1 | 0-1 | 28-28 | Dell             | 17,562 | 48%          |
| H   | 22 | 11/26/2016 | Anaheim        | L         | 2-3   | 12-9-1  | 39, 74               | 1-3 | 0-1 | 23-26 | Jones            | 17,562 | 51%          |
| H   | 23 | 11/29/2016 | Arizona        | W*        | 2-1   | 13-9-1  | 50, 88               | 1-2 | 2-2 | 42-19 | Jones            | 17,377 | 59%          |
| A   | 24 | 11/30/2016 | @ Los Angeles  | W         | 4-1   | 14-9-1  | 62, 39, 40, 39*      | 0-1 | 1-2 | 24-27 | Jones            | 18,230 | 37%          |
| H   | 25 | 12/2/2016  | Montreal       | W         | 2-1   | 15-9-1  | 88, 8                | 1-3 | 3-4 | 30-32 | Jones            | 17,562 | 60%          |
| H   | 26 | 12/7/2016  | Ottawa         | L         | 2-4   | 15-10-1 | 39, 88               | 1-6 | 3-4 | 37-17 | Jones            | 17,349 | 55%          |
| A   | 27 | 12/9/2016  | @ Anaheim      | L         | 2-3   | 15-11-1 | 88, 62               | 0-1 | 3-3 | 24-32 | Jones            | 17,174 | 43%          |
| H   | 28 | 12/10/2016 | Carolina       | W         | 4-3   | 16-11-1 | 12, 7, 39, 62        | 0-1 | 0-2 | 20-33 | Dell             | 17,562 | 43%          |
| A   | 29 | 12/13/2016 | @ Toronto      | W SO      | 3-2   | 17-11-1 | 61, 8, 39*           | 1-6 | 2-3 | 42-31 | Jones            | 19,380 | 38%          |
| A   | 30 | 12/14/2016 | @ Ottawa       | W SO      | 4-3   | 18-11-1 | 8, 88, 50, 62*       | 0-7 | 1-6 | 29-31 | Jones            | 17,273 | 49%          |
| A   | 31 | 12/16/2016 | @ Montreal     | W         | 4-2   | 19-11-1 | 5, 12, 28, 68        | 2-5 | 3-3 | 23-28 | Jones            | 21,288 | 40%          |
| A   | 32 | 12/18/2016 | @ Chicago      | L         | 1-4   | 19-12-1 | 8                    | 0-2 | 2-2 | 34-26 | Jones            | 22,027 | 50%          |
| H   | 33 | 12/20/2016 | Calgary        | W         | 4-1   | 20-12-1 | 12, 7, 27, 27        | 0-5 | 1-1 | 34-21 | Jones            | 17,562 | 52%          |
| H   | 34 | 12/23/2016 | Edmonton       | W*        | 3-2   | 21-12-1 | 8, 62, 62            | 1-4 | 6-6 | 31-18 | Jones            | 17,562 | 49%          |
| A   | 35 | 12/27/2016 | @ Anaheim      | W*        | 3-2   | 22-12-1 | 7, 68, 88            | 0-4 | 1-1 | 25-36 | Jones            | 17,403 | 53%          |
| H   | 36 | 12/30/2016 | Philadelphia   | W         | 2-0   | 23-12-1 | 12, 61               | 1-3 | 2-2 | 34-21 | Dell             | 17,562 | 50%          |
| A   | 37 | 12/31/2016 | @ Los Angeles  | L         | 2-3   | 23-13-1 | 88, 62               | 1-3 | 4-5 | 20-27 | Jones            | 18,230 | 50%          |
| H   | 38 | 1/3/2017   | Los Angeles    | L*        | 1-2   | 23-13-2 | 39                   | 0-3 | 2-3 | 27-35 | Jones            | 17,562 | 51%          |
| H   | 39 | 1/5/2017   | Minnesota      | L         | 5-4   | 23-14-2 | 27, 8, 42, 12        | 0-1 | 1-3 | 34-26 | Jones            | 17,562 | 52%          |
| H   | 40 | 1/7/2017   | Detroit        | W         | 6-3   | 24-14-2 | 27, 41, 12, 8, 89, 8 | 0-2 | 1-1 | 35-35 | Jones            | 17,562 | 42%          |
| A   | 41 | 1/10/2017  | @ Edmonton     | W         | 5-3   | 25-14-2 | 89, 88, 89, 89, 39   | 0-2 | 2-2 | 28-36 | Jones            | 18,347 | 63%          |
| A   | 42 | 1/11/2017  | @ Calgary      | L         | 2-3   | 25-15-2 | 39, 88               | 1-2 | 1-2 | 27-28 | Dell             | 18,912 | 40%          |
| H   | 43 | 1/14/2017  | St. Louis      | L         | 0-4   | 25-16-2 |                      | 0-3 | 2-3 | 23-26 | Jones            | 17,562 | 48%          |
| H   | 44 | 1/16/2017  | Winnipeg       | W         | 5-2   | 26-16-2 | 42*, 28, 88, 50, 19* | 1-4 | 2-2 | 32-28 | Jones            | 17,479 | 55%          |
| A   | 45 | 1/18/2017  | @ Los Angeles  | W         | 3-2   | 27-16-2 | 88, 57, 8            | 1-4 | 4-4 | 27-24 | Jones            | 18,230 | 49%          |
| H   | 46 | 1/19/2017  | Tampa Bay      | W         | 2-1   | 28-16-2 | 40, 39               | 0-1 | 2-3 | 24-25 | Dell             | 17,387 | 52%          |
| H   | 47 | 1/21/2017  | Colorado       | W*        | 3-2   | 29-16-2 | 42, 68, 5            | 1-3 | 0-0 | 30-33 | Jones            | 17,562 | 57%          |
| A   | 48 | 1/23/2017  | @ Colorado     | W         | 5-2   | 30-16-2 | 88, 12, 12, 12, 12   | 0-4 | 2-3 | 26-28 | Jones            | 13,803 | 37%          |
| A   | 49 | 1/24/2017  | @ Winnipeg     | W         | 4-3   | 31-16-2 | 88, 39, 68*, 12      | 1-2 | 2-2 | 26-34 | Dell             | 15,294 | 38%          |
| H   | 50 | 1/26/2017  | Edmonton       | L         | 1-4   | 31-17-2 | 39                   | 0-4 | 1-2 | 33-21 | Jones            | 17,562 | 51%          |
| H   | 51 | 1/31/2017  | Chicago        | W         | 3-1   | 32-17-2 | 12, 48, 8*           | 1-3 | 3-3 | 29-25 | Jones            | 17,424 | 41%          |
| A   | 52 | 2/2/2017   | @ Vancouver    | W         | 4-1   | 33-17-2 | 12, 50, 88, 50       | 2-4 | 2-2 | 32-33 | Jones            | 18,865 | 37%          |
| H   | 53 | 2/4/2017   | Arizona        | L SO      | 2-3   | 33-17-3 | 4, 39                | 0-4 | 3-4 | 40-28 | Jones            | 17,562 | 43%          |
| A   | 54 | 2/7/2017   | @ Buffalo      | L*        | 4-5   | 33-17-4 | 42, 39, 68, 8        | 1-3 | 1-3 | 40-36 | Jones            | 18,462 | 60%          |
| A   | 55 | 2/9/2017   | @ Boston       | L         | 3-6   | 33-18-4 | 19, 61, 28           | 0-2 | 1-3 | 26-33 | Jones            | 17,565 | 44%          |
| A   | 56 | 2/11/2017  | @ Philadelphia | L*        | 1-2   | 33-18-5 | 12                   | 1-3 | 3-3 | 24-35 | Dell             | 19,910 | 50%          |
| A   | 57 | 2/12/2017  | @ New Jersey   | W         | 4-1   | 34-18-5 | 88, 88, 19, 48*      | 0-6 | 2-2 | 38-22 | Jones            | 16,514 | 50%          |
| H   | 58 | 2/15/2017  | Florida        | L*        | 5-6   | 34-18-6 | 88, 42, 44, 8, 8     | 0-3 | 2-2 | 36-22 | Jones            | 17,562 | 56%          |
| A   | 59 | 2/18/2017  | @ Arizona      | W         | 4-1   | 35-18-6 | 88, 68, 38, 88       | 1-2 | 0-0 | 33-37 | Dell             | 17,446 | 45%          |
| A   | 60 | 2/19/2017  | Boston         | L*        | 1-2   | 35-18-7 | 12                   | 0-1 | 1-1 | 30-28 | Jones            | 17,562 | 51%          |
| A   | 61 | 2/25/2017  | @ Vancouver    | W         | 4-1   | 36-18-7 | 48, 12, 89, 39       | 1-1 | 2-2 | 26-36 | Jones            | 18,139 | 49%          |
| H   | 62 | 2/28/2017  | Toronto        | W         | 3-1   | 37-18-7 | 4, 48, 8*            | 0-2 | 2-3 | 37-21 | Jones            | 17,515 | 51%          |
| H   | 63 | 3/2/2017   | Vancouver      | W         | 3-1   | 38-18-7 | 89, 20, 39           | 0-2 | 1-3 | 32-18 | Dell             | 17,488 | 47%          |
| A   | 64 | 3/5/2017   | @ Minnesota    | L         | 1-3   | 38-19-7 | 68                   | 0-3 | 3-4 | 21-28 | Jones            | 19,168 | 57%          |
| A   | 65 | 3/6/2017   | @ Winnipeg     | W         | 3-1   | 39-19-7 | 8, 89*, 8*           | 0-3 | 3-4 | 30-33 | Dell             | 15,294 | 48%          |
| H   | 66 | 3/9/2017   | Washington     | W         | 4-2   | 40-19-7 | 19, 8, 39, 39        | 2-5 | 5-5 | 24-27 | Jones            | 17,562 | 44%          |
| H   | 67 | 3/11/2017  | Nashville      | L         | 3-1   | 40-20-7 | 7                    | 0-4 | 2-2 | 26-25 | Jones            | 17,497 | 36%          |
| H   | 68 | 3/12/2017  | Dallas         | W         | 5-1   | 41-20-7 | 12, 8, 42, 8, 50     | 0-5 | 2-2 | 26-30 | Dell             | 17,442 | 45%          |
| H   | 69 | 3/14/2017  | Buffalo        | W         | 4-1   | 42-20-7 | 8, 38, 8, 39         | 1-3 | 1-1 | 41-23 | Jones            | 17,386 | 58%          |
| H   | 70 | 3/16/2017  | St. Louis      | L         | 1-4   | 42-21-7 | 44                   | 0-2 | 0-1 | 20-36 | Dell             | 17,402 | 47%          |
| H   | 71 | 3/18/2017  | Anaheim        | L         | 1-2   | 42-22-7 | 39                   | 1-3 | 2-2 | 34-27 | Jones            | 17,562 | 48%          |



## SHARKS 2016-17 GAME-BY-GAME RESULTS

| H/A | #  | DATE      | TEAM        | W/L/OT | SCORE | RECORD  | SJ GOALS            | PP  | PK  | SF-SA | SJ GOALTENDER | ATT.   | FACE OFFS |
|-----|----|-----------|-------------|--------|-------|---------|---------------------|-----|-----|-------|---------------|--------|-----------|
| A   | 72 | 3/20/2017 | @ Dallas    | L      | 0-1   | 42-23-7 |                     | 0-2 | 2-2 | 30-20 | Dell          | 17,687 | 48%       |
| A   | 73 | 3/21/2017 | @ Minnesota | L      | 2-3   | 42-24-7 | 12, 12              | 0-1 | 2-3 | 23-27 | Jones         | 19,104 | 45%       |
| A   | 74 | 3/24/2017 | @ Dallas    | L      | 1-6   | 42-25-7 | 19                  | 1-3 | 2-2 | 21-29 | Dell          | 17,265 | 48%       |
| A   | 75 | 3/25/2017 | @ Nashville | L      | 2-7   | 42-26-7 | 12, 61              | 1-4 | 2-4 | 28-34 | Jones         | 17,282 | 42%       |
| H   | 76 | 3/28/2017 | NY Rangers  | W*     | 5-4   | 43-26-7 | 36, 68*, 50, 50, 88 | 1-2 | 1-3 | 35-28 | Jones         | 17,562 | 58%       |
| A   | 77 | 3/30/2017 | @ Edmonton  | L      | 2-3   | 43-27-7 | 36, 8               | 0-2 | 3-3 | 40-22 | Jones         | 18,347 | 42%       |
| A   | 78 | 3/31/2017 | @ Calgary   | L      | 2-5   | 43-28-7 | 44, 68              | 0-4 | 1-2 | 38-35 | Jones         | 19,289 | 50%       |
| A   | 79 | 4/2/2017  | @ Vancouver | W      | 3-1   | 44-28-7 | 48, 48, 12*         | 0-1 | 1-1 | 25-30 | Jones         | 18,295 | 45%       |
| H   | 80 | 4/4/2017  | Vancouver   | W      | 3-1   | 45-28-7 | 62, 42, 50          | 0-1 | 3-3 | 25-34 | Jones         | 17,459 | 50%       |
| H   | 81 | 4/6/2017  | Edmonton    | L      | 2-4   | 45-29-7 | 42, 88              | 0-4 | 3-5 | 15-32 | Jones         | 17,562 | 58%       |
| H   | 82 | 4/8/2017  | Calgary     | W      | 3-1   | 46-29-7 | 50, 89, 65          | 1-2 | 3-3 | 27-21 | Dell          | 17,562 | 50%       |

**KEY:**  
W\* = overtime win  
L\* = overtime loss  
W SO = Shootout win  
OT SO = shootout loss,  
power play, shorthanded \*  
game-winning, penalty shot #  
empty net ^  
shootout determining goal!

## SHARKS STATISTICAL LEADERS

**POINTS:** B. BURNS (76), J. PAVELSKI (68), L. COUTURE (52)  
**GOALS:** B. BURNS (29), J. PAVELSKI (29), P. MARLEAU (27)  
**ASSISTS:** B. BURNS (47), J. THORNTON (43), J. PAVELSKI (39)  
**PP GOALS:** L. COUTURE (11), B. BURNS (8), P. MARLEAU (7)  
**SH GOALS:** J. WARD (2), M. KARLSSON (2), J. PAVELSKI (1)  
**GW GOALS:** J. PAVELSKI (7), P. MARLEAU (6), B. BURNS (6)  
**3+ GOALS:** P. MARLEAU(1), M. BOEDKER(1)  
**PIM:** M. HALEY (128), B. DILLON (60), J. THORNTON (51)  
**SHOTS:** B. BURNS (320), J. PAVELSKI (233), P. MARLEAU (190)  
**+/-:** B. BURNS (+19), J. PAVELSKI (+11), L. COUTURE (+11)

## SHARKS GOALTENDER LEADERS

**GAMES PLAYED** JONES (65), DELL (20)  
**MINUTES** JONES (3800), DELL (1111)  
**WINS** JONES (35), DELL (11)  
**GOALS-AGAINST AVERAGE** DELL (2.00), JONES (2.40)  
**SAVE PERCENTAGE** DELL (.931), JONES (.912)  
**SHUTOUTS** JONES (2), DELL (1)

## FRANCHISE RECORDS TIED OR SET IN 2016-17

### TEAM RECORDS

**FEWEST GOALS, GAME AT HOME** — 0 (59 times, most recent — 1/14/17 vs. St. Louis [0-4 L])  
**FEWEST GOALS, GAME ON ROAD** — 0 (66 times, most recent — 3/20/17 at Dallas [0-1L])  
**FEWEST GOALS ALLOWED, GAME AT HOME** — 0 (73 times, most recent — 12/30/16 vs.Philadelphia [2-0 W])  
**FEWEST GOALS ALLOWED, GAME ON ROAD** — 0 (66 times, most recent — 11/8/16 at Washington [3-0 W])  
**EARLIEST GOAL FROM START OF OVERTIME, FOR** — :19, 3/7/16 at CGY (2-1 W OT); Joe Pavleski  
**FASTEST 2 GOALS FROM START OF GAME, FOR** — :30, 4/4/17 vs. Vancouver (3-1 W), K. Labanc, J. Ward  
**FEWEST POINTS, GAME** — 0 (124 times, most recent — 3/20/17 at Dallas [0-1 L])  
**FEWEST POINTS AGAINST, GAME** — 0 (142 times, most recent — 12/30/16 vs Philadelphia [2-0 W])  
**MOST CONSECUTIVE GAMES NOT ALLOWING A PPG** — 11, (twice, most recent--- 10/22/16 at Detroit thru 11/15/16 at Carolina [0 for 25])  
**FEWEST PENALTIES FOR, GAME ON ROAD** — 0, (7 times, most recent --- 2/18/17 at Arizona Coyotes [4-1 W]), 0 PIM  
**FEWEST PIM FOR, GAME ON ROAD** — 0, (7 times, most recent --- 2/18/17 at Arizona Coyotes [4-1 W]), 0 PIM

### INDIVIDUAL RECORDS

**MOST GOALS, GAME** — 4, (3 times, most recent Patrick Marleau, 1/23/17 at Colorado (5-2 W))  
**MOST POINTS, PERIOD** — 4, (6 times, most recent Patrick Marleau (4-0=4), 1/23/17 at Colorado (5-2 W, 3rd period)  
**MOST GOALS, PERIOD** — 4, Patrick Marleau (4-0=4), 1/23/17 at Colorado (5-2 W, 3rd period)  
**MOST CONSECUTIVE GAMES PLAYED** — 623, Patrick Marleau - 4/9/09 thru 4/8/17  
**MOST MINUTES, GAME** — 65:00 (numerous times, most recent — Martin Jones, 2/6/17 vs Arizona [3-2 LSO])  
**FEWEST GOALS ALLOWED, GAME** — 0 (142 times, most recent — Aaron Dell,12/30/16 vs Philadelphia [2-0 W])  
**MOST MINUTES, GAME BY OPPONENT** — 65:00 (Numerous times, most recent — Mike Smith, 2/6/17 vs Arizona [3-2 LSO])  
**FEWEST GOALS ALLOWED, GAME BY OPPONENT** — 0 (122 times, most recent — Carter Hutton, 1/14/17 vs. St. Louis [0-2 L])



## 2016-17 SAN JOSE SHARKS SEASON HIGHS AND LOWS

| SEASON   | GOALS                                 | ALL-TIME  |
|--|---------------------------------------|---|
| 6, 1/7/17 vs. Detroit (6-3 W)                  | <b>Most, Game</b>                     | 10, 2X, MR, 3/30/01 vs. Columbus (10-2 W)         |
| 0, 5X, MR, 3/20/17 at Dallas (0-1 L)           | <b>Fewest, Game</b>                   | 0, 125X, MR, 3/20/17 at Dallas (0-1 L)            |
| 7, 2X, MR, 3/25/17 at Nashville (2-7 L)        | <b>Most Allowed</b>                   | 13, 2/10/93 at Calgary (1-13 L)                   |
| 0, 3X, MR, 12/30/16 vs. Philadelphia (2-0 W)   | <b>Fewest Allowed</b>                 | 0, 142X, MR, 12/30/16 vs. Philadelphia (2-0 W)    |
| 4, 2X, MR, 1/23/17 at Colorado (5-2 W), 3rd    | <b>Most, Period</b>                   | 6, 3X MR, 1/22/13 at Edmonton (6-3 W), 1st        |
| 4, 2X, MR, 1/5/17 vs. Minnesota (4-5 L), 3rd   | <b>Most Allowed, Period</b>           | 8, 12/17/91 at Pittsburgh (2-10 L), 2nd           |
| SHOTS  |                                       |   |
| 45, 11/19/16 at Arizona (2-3 L OT)             | <b>Most, Game</b>                     | 59, 1/29/14 at Edmonton (0-3 L)                   |
| 15, 4/6/17 vs. Edmonton (2-4 L)                | <b>Fewest, Game</b>                   | 9, 11/4/98 vs. Dallas (4-0 W)                     |
| 37, 2/18/17 at Arizona (4-1 W)                 | <b>Most Faced, Game</b>               | 59, 12/26/92 vs. Los Angeles (7-2 W)              |
| 17, 12/7/16 vs. Ottawa (2-4 L)                 | <b>Fewest Faced, Game</b>             | 11, 10/28/08 vs. Pittsburgh (2-1 W)               |
| 20, 3/14/17 vs. Buffalo (4-1 W), 1st           | <b>Most, Period</b>                   | 29, 3/18/14 vs. Florida (2-3 L), 3rd              |
| 2, 11/15/16 at Carolina (0-1 L), 2nd           | <b>Fewest, Period (reg.)</b>          | 0, 3X, MR 10/11/14 vs. Winnipeg (3-0 W), 3rd      |
| 17, 2x, MR 2/7/17 at Buffalo (4-5 L OT), 3rd   | <b>Most Faced, Period</b>             | 25, 4X MR, 12/31/13 at Anaheim (6-3 L), 2nd       |
| 2, 10/15/16 at Columbus (3-2 W), 1st           | <b>Fewest Faced, Period (reg.)</b>    | 0, 4X MR, 3/21/08 vs. Anaheim (2-1 W), 3rd        |
| SPECIAL TEAMS                                  |                                       |   |
| 2, 4X, MR, 3/9/17 vs. Washington (4-2 W)       | <b>Most PPG, Game</b>                 | 6, 1/7/07 vs. Detroit (9-4 W)                     |
| 2, 6X, MR 4/6/17 vs. Edmonton (2-4 L)          | <b>Most PPG Allowed, Game</b>         | 5, 5X MR, 2/18/04 at Nashville (3-7 L)            |
| 1, 7X, MR, 3/28/17 vs. NY Rangers (5-4 W OT)   | <b>Most SHG, Game</b>                 | 3, 10/18/96 at Anaheim (4-1 W)                    |
| 1, 6X, MR 3/30/17 at Edmonton (2-3 L)          | <b>Most SHG Allowed, Game</b>         | 3, 11/25/09 vs. Chicago (2-7L)                    |
| 9, 12/14/16 at Ottawa (4-3 W SO), 29 PIM       | <b>Most Penalties For, Game</b>       | 21, 1/26/93 at Los Angeles (1-7 L), 92 PIM        |
| 10, 12/14/16 at Ottawa (4-3 W), 42 PIM         | <b>Most Penalties by Opp., Game</b>   | 22, 2/18/93 vs. Winnipeg (5-3 W), 82 PIM          |
| 0, 2/18/17 at Arizona (4-1 W)                  | <b>Fewest Penalties For, Game</b>     | 0, 13X MR, 2/18/17 at Arizona (4-1 W)             |
| 1, 9X, MR, 4/4/17 at Vancouver (3-1 W), 2 PIM  | <b>Fewest Penalties by Opp., Game</b> | 0, 3X, MR 2/26/16 vs. Buffalo (1-3 L)             |
| 29, 12/14/16 at Ottawa (4-3 W SO), 9 penalties | <b>Most PIM, Game</b>                 | 102, 2/5/97 vs. Los Angeles (3-2 W), 17 Penalties |
| 0, 2/18/17 at Arizona (4-1 W)                  | <b>Fewest PIM, Game</b>               | 0, 13X, MR, 2/18/17 at Arizona (4-1 W)            |
| RTSS STATS                                     |                                       |   |
| 34, 2x, MR, 2/11/17 at Philadelphia (1-2 L OT) | <b>Hits, Game</b>                     | 52, 4/3/14 vs. Los Angeles (2-1 W)                |
| 32, 12/16/16 at Montreal (4-2 W)               | <b>Blocked Shots, Game</b>            | 32, 12/16/16 at Montreal (4-2 W)                  |
| 21, 1/31/17 vs. Chicago (3-1 W)                | <b>Takeaways, Game</b>                | 29, 10/22/01 at New York Rangers (5-1 W)          |



## 2016-17 SAN JOSE SHARKS SEASON HIGHS AND LOWS

| SEASON   | OVERALL STREAKS                     | ALL-TIME  |
|--|-------------------------------------|---|
| 6, 1/16/17 vs. Winnipeg thru 1/24/17 at Winnipeg (6-0-0)     | <b>Longest Winning</b>              | 11, 2/21/08 at Philadelphia thru 3/14/08 vs. St. Louis (11-0-0) |
| 6, 1/16/17 vs. Winnipeg thru 1/24/17 at Winnipeg (6-0-0)     | <b>Longest Unbeaten</b>             | 11, 2/21/08 at Philadelphia thru 3/14/08 vs. St. Louis (11-0-0) |
| 8, 2/11/17 at Philadelphia thru 3/2/17 vs. Vancouver (5-0-3) | <b>Most Games Recording a Point</b> | 20, 2/21/08 at Philadelphia thru 4/1/08 vs. LA (18-0-2)         |
| 6, 3/16/17 vs. St. Louis thru 3/25/17 at Nashville (0-6-0)   | <b>Longest Losing in Regulation</b> | 17 games, 1/4/93 thru 2/12/93 (ties NHL record)                 |
| 6, 3/16/17 vs. St. Louis thru 3/25/17 at Nashville (0-6-0)   | <b>Longest Winless</b>              | 20 games, 12/29/92-2/12/93, (0-19-1)                            |
| SHARKS INDIVIDUAL  |                                     |   |
| 4, 3X, MR, Pavelski (2-2=4), 2/15/17 vs. Florida (5-6 L OT)  | <b>Most Points, Game</b>            | 6, O. Nolan (3-3=6) 10/4/99 vs. Chicago (7-1 W)                 |
| 4, Marleau (4-0=4) 1/23/17 at Colorado (5-2 W)               | <b>Most Goals, Game</b>             | 4, 3X, MR, Marleau (4-0=4) 1/23/17 at Colorado (5-2 W)          |
| 3, 2X, MR, Burns (0-3=3), 3/9/17 vs. Washington (4-2 W)      | <b>Most Assists, Game</b>           | 4, 19X MR, J. Pavelski (0-4=4), 3/15/11 at Dallas (6-3 W)       |
| 36, Dell 2/18/17 at Arizona (4-1 W)                          | <b>Most Saves, Game</b>             | 57, Jeff Hackett, 12/26/92 vs. Los Angeles (7-2 W)              |
| 11, 2X, MR, Burns, 2/12/17 at New Jersey (4-1 W)             | <b>Most Shots, Game</b>             | 12, P. Marleau, 3/31/11 vs. Dallas (6-0 W)                      |
| 7, 3X, MR, Meier, 1/3/17 vs. Los Angeles (1-2 L OT)          | <b>Most Hits, Game</b>              | 12, T. Wingels, 3/25/14 at Edmonton (5-2 W)                     |
| 7, 3X, MR, Braun, 3/11/17 vs. Nashville (1-3 L)              | <b>Most Blocked Shots, Game</b>     | 8, 2X, MR J. Braun 11/29/13 vs. St. Louis (6-3 W)               |
| 4, 3X, MR, Burns, 3/2/17 vs. Vancouver (3-1 W)               | <b>Most Takeaways, Game</b>         | 7, J. Thornton, 11/3/11 vs. Pittsburgh (4-3 W SO)               |
| 17, Haley, 10/25/16 vs. Anaheim, 3 penalties                 | <b>Most PIM, Game</b>               | 41, J. Shelley, 4/6/08 at Dallas (2-4 L), 7 penalties           |
| OPPONENTS INDIVIDUAL   |                                     |   |
| 4, 2X, MR, Klefbom (0-4=4) 4/6/17 vs. Edmonton (2-4 L)       | <b>Most Points, Game</b>            | 7, M. Lemieux (1-6=7), 12/5/92 vs. Pittsburgh (4-9 L)           |
| 3, 2X, MR, M. Lucic, 4/6/17 vs. Edmonton (2-4 L)             | <b>Most Goals, Game</b>             | 5, M. Ricci, 2/17/94 vs. Quebec (2-8 L)                         |
| 4, Klefbom, 4/6/17 vs. Edmonton (2-4 L)                      | <b>Most Assists, Game</b>           | 6, M. Lemieux, 12/5/92 vs. Pittsburgh (4-9 L)                   |
| 43, Smith 11/19/16 at Arizona (2-3 L OT)                     | <b>Most Saves, Game</b>             | 59, B. Scrivens, 1/29/14 at Edmonton (0-3 L)                    |
| 43, H. Lundqvist, 3/19/16 vs. NY Rangers (4-1 W)             | <b>Most Saves, Game</b>             | 59, B. Scrivens, 1/29/14 at Edmonton (0-3 L)                    |





## SHARKS 2016-17 SEASON RECORD BOOK

## HAT TRICKS

## SHARKS (2)

| GOALS | PLAYER          | DATE          | GAME        | SCORE | GOALTENDER(S)  |
|-------|-----------------|---------------|-------------|-------|----------------|
| 4     | Patrick Marleau | Jan. 23, 2017 | at Colorado | 5-2 W | Spencer Martin |
| 3     | Mikkel Boedker  | Jan. 10, 2017 | at Edmonton | 5-3 W | Cam Talbot     |

## OPPONENTS (2)

| GOALS | PLAYER         | DATE           | GAME         | SCORE | GOALTENDER(S) |
|-------|----------------|----------------|--------------|-------|---------------|
| 3     | Milan Lucic    | April 6, 2017  | vs. Edmonton | 2-4 L | Martin Jones  |
| 3     | Adam Cracknell | March 24, 2017 | at Dallas    | 1-6 L | Aaron Dell    |

## SHUTOUTS

## SHARKS (3)

| DATE          | OPPONENT         | GOALTENDER   | SCORE | SAVES |
|---------------|------------------|--------------|-------|-------|
| Dec. 30, 2016 | vs. Philadelphia | Aaron Dell   | 2-0   | 21    |
| Nov. 21, 2016 | vs. New Jersey   | Martin Jones | 4-0   | 26    |
| Nov. 8, 2016  | at Washington    | Martin Jones | 3-0   | 24    |

## OPPONENTS (5)

| DATE           | OPPONENT       | GOALTENDER    | SCORE | SAVES |
|----------------|----------------|---------------|-------|-------|
| March 20, 2017 | at Dallas      | Kari Lehtonen | 0-1   | 30    |
| Jan. 14, 2017  | vs. St. Louis  | Carter Hutton | 0-4   | 23    |
| Nov. 15, 2016  | at Carolina    | Cam Ward      | 0-1   | 22    |
| Nov. 5, 2016   | vs. Pittsburgh | Matt Murray   | 0-5   | 32    |
| Oct. 22, 2016  | at Detroit     | Jimmy Howard  | 0-3   | 30    |

## PENALTY SHOTS

## SHARKS (7)

| DATE          | OPPONENT         | PLAYER          | GOALTENDER     | RESULT       | TIME  | PERIOD | SCORE    |
|---------------|------------------|-----------------|----------------|--------------|-------|--------|----------|
| April 6, 2017 | vs. Edmonton     | Marcus Sorensen | Cam Talbot     | Unsuccessful | 2:19  | 3rd    | 2-4 L    |
| March 2, 2017 | vs. Vancouver    | Chris Tierney   | Ryan Miller    | Unsuccessful | 18:02 | 1st    | 3-1 W    |
| Feb. 15, 2017 | vs. Florida      | Joe Pavelski    | Roberto Luongo | Unsuccessful | 9:29  | 2nd    | 5-6 L OT |
| Jan. 24, 2017 | at Winnipeg      | Melker Karlsson | Ondrej Pavelec | Successful   | 9:37  | 3rd    | 4-3 W    |
| Jan. 11, 2017 | at Calgary       | Mikkel Boedker  | Chad Johnson   | Unsuccessful | 14:33 | 3rd    | 2-3 L    |
| Nov. 25, 2016 | vs. NY Islanders | Joe Thornton    | Thomas Greiss  | Unsuccessful | 13:04 | 1st    | 3-2 W    |
| Nov. 12, 2016 | at Tampa Bay     | Joonas Donskoi  | Ben Bishop     | Unsuccessful | 4:05  | 1st    | 3-1 W    |

## OPPONENTS (0)

## EXTRA ATTACKER GOALS

## SHARKS (2)

| DATE          | OPPONENT    | GOAL SCORER    | TIME  | PERIOD | FINAL SCORE |
|---------------|-------------|----------------|-------|--------|-------------|
| Feb. 15, 2017 | vs. Florida | Joe Pavelski   | 19:22 | 3rd    | 5-6 L OT    |
| Nov. 1, 2016  | at Arizona  | Mikkel Boedker | 19:48 | 3rd    | 2-3 L       |

## OPPONENTS (4)

| DATE          | OPPONENT         | GOAL SCORER      | TIME  | PERIOD | FINAL SCORE |
|---------------|------------------|------------------|-------|--------|-------------|
| March 6, 2017 | at Winnipeg      | Mark Scheifele   | 19:53 | 3rd    | 2-3 L       |
| Jan. 16, 2017 | at Winnipeg      | Mark Scheifele   | 19:41 | 3rd    | 2-5 L       |
| Dec. 2, 2016  | vs. Montreal     | Artturi Lehkonen | 18:43 | 3rd    | 1-2 L       |
| Nov. 25, 2016 | vs. NY Islanders | Nick Leddy       | 19:02 | 3rd    | 2-3 L       |



## SHARKS 2016-17 SEASON RECORD BOOK

## OVERTIME VICTORIES (6)

| DATE           | OPPONENT       | GWG                 | GOALTENDER       | TIME | SCORE |
|----------------|----------------|---------------------|------------------|------|-------|
| March 28, 2017 | vs. NY Rangers | Brent Burns         | Henrik Lundqvist | 3:10 | 5-4   |
| Jan. 21, 2017  | vs. Colorado   | David Schlemko      | Spencer Martin   | 1:18 | 3-2   |
| Dec. 27, 2016  | at Anaheim     | Brent Burns         | John Gibson      | 2:46 | 3-2   |
| Dec. 23, 2016  | vs. Edmonton   | Kevin Labanc        | Cam Talbot       | 3:22 | 3-2   |
| Nov. 29, 2016  | vs. Arizona    | Brent Burns         | Mike Smith       | 0:19 | 2-1   |
| Oct. 25, 2016  | vs. Anaheim    | Marc-Edouard Vlasic | John Gibson      | 1:24 | 2-1   |

## SHOOTOUT VICTORIES (2)

| DATE          | OPPONENT   | SO WINNER     | SJ CON/<br>ATT. | OPP CON/<br>ATT. | SCORE | GOALTENDER (SJ/OPP)            |
|---------------|------------|---------------|-----------------|------------------|-------|--------------------------------|
| Dec. 14, 2016 | at Ottawa  | Kevin Labanc  | 1/5             | 0/4              | 4-3   | Martin Jones/Mike Condon       |
| Dec. 13, 2016 | at Toronto | Logan Couture | 1/3             | 0/3              | 3-2   | Martin Jones/Frederik Andersen |

## OVERTIME LOSSES (6)

| DATE          | OPPONENT        | GWG                | GOALTENDER   | TIME | SCORE |
|---------------|-----------------|--------------------|--------------|------|-------|
| Feb. 19, 2017 | vs. Boston      | Brad Marchand      | Martin Jones | 2:36 | 1-2   |
| Feb. 15, 2017 | vs. Florida     | Jonathan Huberdeau | Martin Jones | 1:38 | 5-6   |
| Feb. 11, 2017 | at Philadelphia | Wayne Simmonds     | Aaron Dell   | 1:04 | 1-2   |
| Feb. 7, 2017  | at Buffalo      | Evander Kane       | Martin Jones | 1:05 | 4-5   |
| Jan. 3, 2017  | vs. Los Angeles | Tanner Pearson     | Martin Jones | 0:58 | 1-2   |
| Nov. 19, 2016 | at Arizona      | Martin Hanzal      | Martin Jones | 1:16 | 2-3   |

## SHOOTOUT LOSSES (1)

| DATE         | OPPONENT    | SO WINNER    | SJ CON/<br>ATT. | OPP CON/<br>ATT. | SCORE | GOALTENDER (SJ/OPP)     |
|--------------|-------------|--------------|-----------------|------------------|-------|-------------------------|
| Feb. 4, 2017 | vs. Arizona | Radim Vrbata | 1/3             | 2/2              | 2-3   | Martin Jones/Mike Smith |





## MAJOR TRANSACTIONS SINCE 2016-17

| DATE | TRANSACTION  |
|------|--|
| 9/11 | Signed F Brandon Mashinter   |
| 9/7  | Signed D Jacob Middleton   |
| 8/7  | Re-signed F Barclay Goodrow  |
| 7/26 | Named Dave Barr assistant coach  |
| 7/18 | Re-signed F Marcus Sorensen  |
| 7/14 | Signed G Josef Korenar to entry-level contract   |
| 7/13 | Signed F Rudolfs Balcers to entry-level contract   |
| 7/13 | Re-signed F Chris Tierney  |
| 7/4  | Signed F Brandon Bollig  |
| 7/3  | Named Rob Zettler assistant coach  |
| 7/2  | Re-signed F Joe Thornton   |
| 7/1  | Re-signed G Martin Jones and D Marc-Edouard Vlasic to contract extensions  |
| 7/1  | Signed G Antoine Bibeau  |
| 6/24 | <b>Acquired a fourth round selection (102nd overall, Scott Reedy) from NY Rangers in exchange for a fourth round selection (123rd overall) and a sixth round selection (174th overall) in the 2017 NHL Draft.</b>  |
| 6/24 | <b>Acquired a sixth round selection (185th overall, Sasha Chmelveski) from New Jersey in exchange for two seventh round selections (205th overall and 214th overall) in the 2017 NHL Draft.</b>  |
| 6/21 | D David Schlemko selected by Vegas in Expansion Draft  |
| 6/17 | <b>Acquired a second round draft selection (49th overall, Mario Ferraro) and a fourth round draft selection (123rd overall, traded to NY Rangers along with sixth round selection (174th overall) in exchange for a fourth round selection (102nd overall, Scott Reedy) from New Jersey in exchange for D Mirco Mueller and a fifth round draft selection (143rd overall).</b> |
| 6/17 | Re-signed F Ryan Carpenter and D's Tim Heed and Joakim Ryan  |
| 6/5  | Re-signed G Troy Grosenick   |
| 5/23 | Signed F Filip Sandberg and D Radim Simek  |
| 5/12 | Re-signed F's Melker Karlsson and Joonas Donskoi   |
| 5/9  | Signed F Manuel Wiederer to an entry-level contract  |
| 3/30 | Signed D Nick DeSimone to an entry-level contract  |
| 3/24 | Signed F Noah Rod to an entry-level contract   |
| 3/20 | Signed F Tim Clifton to an entry-level contract  |
| 2/28 | <b>Acquired F Jannik Hansen from Vancouver in exchange for F Nikolay Goldobin and a fourth round draft selection (112th overall) in the 2017 NHL Draft</b>   |
| 1/24 | <b>Acquired F's Zack Stortini, Buddy Robinson and a seventh round draft selection (214th overall, later traded with a seventh round selection [205th overall] in the 2017 NHL Draft to New Jersey in exchange for a sixth round selection [185th overall, Sasha Chmelevski]) in the 2017 NHL Draft in exchange for F Tommy Wingels.</b>  |
| 1/5  | F Matt Nieto claimed off of waivers by Colorado  |





## ALL-TIME SHARKS REGULAR SEASON RECORDS

(Thru 4/11/17) • (& Indicates set NHL Record; \$ Indicates tied NHL Record); **Bold** indicates last season

## TEAM RECORDS

## GOALS

**MOST GOALS, GAME AT HOME** — 10, 3/30/01 vs. Columbus (10-2 W)**MOST GOALS, GAME ON ROAD** — 10, 1/13/96 at Pittsburgh (10-8 W)**MOST GOALS AGAINST, GAME AT HOME** — 11, 11/8/92 vs. Los Angeles (4-11 L)**MOST GOALS AGAINST, GAME ON ROAD** — 13, 2/10/93 at Calgary (1-13 L)**MOST GOALS, GAME BY BOTH TEAMS AT HOME** — 15 (2 times, most recent — 12/12/92 vs. Quebec [7-8 L OT])**MOST GOALS, GAME BY BOTH TEAMS ON ROAD** — 18, 1/13/96 at Pittsburgh (10-8 W)**FEWEST GOALS, GAME AT HOME** — 0 (59 times, most recent — 1/14/17 vs. St. Louis [0-4 L])**FEWEST GOALS, GAME ON ROAD** — 0 (66 times, most recent — 3/20/17 at Dallas [0-1L])**FEWEST GOALS ALLOWED, GAME AT HOME** — 0 (73 times, most recent — 12/30/16 vs. Philadelphia [2-0 W])**FEWEST GOALS ALLOWED, GAME ON ROAD** — 0 (66 times, most recent — 11/8/16 at Washington [3-0 W])**FEWEST GOALS BY BOTH TEAMS, GAME AT HOME** — 0 (7 times, most recent — 2/9/13 vs. Phoenix [0-1 LSO])**FEWEST GOALS BY BOTH TEAMS, GAME ON ROAD** — 0 (4 times, most recent — 10/21/13 at Detroit [1-0 WSO])**EARLIEST GOAL FROM START OF GAME, FOR** — :08, 1/11/00 vs. St. Louis (2-5 L); Stephane Matteau**EARLIEST GOAL FROM START OF 2nd PERIOD, FOR** — :12, 11/28/92 at Minnesota (3-10 L); Lyndon Byers**EARLIEST GOAL FROM START OF 3rd PERIOD, FOR** — :09, 2 times, most recent — 10/10/09 vs. Minnesota (4-2 W); Patrick Marleau**EARLIEST GOAL FROM START OF OVERTIME, FOR** — :19, 3/7/16 at CGY (2-1 W OT); Joe Pavelski**EARLIEST GOAL FROM START OF GAME, AGAINST** — :10, 3/6/12 vs. Edmonton (2-3 LSO); Jordan Eberle**EARLIEST GOAL FROM START OF 2nd PERIOD, AGAINST** — :12, 10/31/95 vs. N.Y. Rangers (3-5 L); Adam Graves**EARLIEST GOAL FROM START OF 3rd PERIOD, AGAINST** — :09, 3/23/95 vs. Anaheim (3-6 L); Bobby Dollas**EARLIEST GOAL FROM START OF OVERTIME, AGAINST** — :19, 3/18/07 at Colorado (3-4 L OT); Milan Hejduk**FASTEST 2 GOALS FROM START OF GAME, FOR** — :30, 4/4/17 vs. Vancouver (3-1 W), **K. Labanc, J. Ward****FASTEST 3 GOALS FROM START OF GAME, FOR** — 5:56, 3/29/94 vs. Winnipeg (9-4W), J. Norton, S. Makarov, R. Whitney**FASTEST 4 GOALS FROM START OF GAME, FOR** — 6:16, 3/29/94 vs. Winnipeg (9-4 W), J. Norton, S. Makarov, R. Whitney, G. Duchesne**FASTEST 5 GOALS FROM START OF GAME, FOR** — 14:47, 12/21/11 vs. Tampa Bay (7-2- W), B. Ferriero, J. Pavelski, A. Desjardins, L. Couture (2)**FASTEST 6 GOALS FROM START OF GAME, FOR** — 19:20, 1/24/13 at Edmonton (6-3 W), D. Boyle, L. Couture, P. Marleau, P. Marleau, L. Couture, M. Vlasic**FASTEST 2 GOALS FROM START OF GAME, AGAINST** — 1:05, 12/32/92 at Edmonton (2-4 L), P. Klima, Scott Mellanby**FASTEST 3 GOALS FROM START OF GAME, AGAINST** — 6:24, 10/16/91 at Los Angeles (5-8 L), P. Ahola, B. Kudelski (2)**FASTEST 4 GOALS FROM START OF GAME, AGAINST** — 9:51, 11/8/92 vs. Los Angeles (4-11 L), L. Robitaille, J. Kurri, C. Millen, L. Robitaille**FASTEST 5 GOALS FROM START OF GAME, AGAINST** — 14:11, 12/5/95 at Colorado (2-12 L), V. Kamensky, M. Ricci, P. Forsberg, V. Kamensky, M. Rucinsky**FASTEST 6 GOALS FROM START OF GAME, AGAINST** — 19:17, 12/5/95 at Colorado (2-12 L), V. Kamensky, M. Ricci, P. Forsberg, V. Kamensky, M. Rucinsky, J. Sakic**FASTEST 2 GOALS, FOR** — :07, 11/5/92 vs. Buffalo (7-5 W); Larry DePalma, Dave Snuggerud**FASTEST 3 GOALS, FOR** — :36, 11/3/01 vs. Vancouver (5-1 W), Jeff Jillson, Scott Thornton, Marco Sturm**FASTEST 4 GOALS, FOR** — 2:27, 3/29/94 vs. Winnipeg (9-4 W); Jeff Norton, Sergei Makarov, Ray Whitney, Gaetan Duchesne**FASTEST 5 GOALS, FOR** — 12:12, 1/13/09 vs. Tampa Bay (7-1 W), J. Thornton, M. Michalek, R. Clowe, J. Pavelski, T. Plihal





## ALL-TIME SHARKS REGULAR SEASON RECORDS



**FASTEST 2 GOALS, AGAINST** — :04, (10/19/14 at NY Rangers (0-4 L); Martin St.Louis, Rick Nash)  
**FASTEST 3 GOALS, AGAINST** — :36, 2/10/93 at Calgary (1-13 L); Gary Suter, Chris Lindberg, Ronnie Stern  
**FASTEST 4 GOALS, AGAINST** — 1:21, 2/10/93 at Calgary (1-13 L); Theo Fleury, Gary Suter, Chris Lindberg, Ronnie Stern  
**FASTEST 5 GOALS, AGAINST** — 6:43, 10/21/02 vs. Vancouver (2-5 L); Markus Naslund (3), Brendan Morrison, Trent Klatt

**MOST CONSECUTIVE GOALS GAME, FOR** — 9, 1/4/07 vs. Detroit (9-4 W)  
**MOST CONSECUTIVE GOALS GAME, AGAINST** — 13, 2/10/93 at Calgary (1-13 L)

**MOST GOALS FOR, PERIOD AT HOME** — 6, (2 times, most recent — 3/11/10 vs. Nashville (8-5 W), 3rd period  
**MOST GOALS FOR, PERIOD ON ROAD** — 6, 1/22/13 at Edmonton (6-3 W), 1st period

**MOST GOALS AGAINST, PERIOD AT HOME** — 6, 12/5/91 vs. Pittsburgh (0-8 L), 2nd period  
**MOST GOALS AGAINST, PERIOD ON ROAD** — 8, 12/17/91 at Pittsburgh (2-10 L), 2nd period

**MOST GOALS FOR, BOTH TEAMS, PERIOD** — 8 (3 times, most recent — 3/29/98 at Toronto, 3rd period [8-5 W], S.J.: 4, TOR 4)

### POINTS

**MOST POINTS, GAME** — 28, 1/13/96 at Pittsburgh (10-8 W; 10-18=28)  
**MOST POINTS AGAINST, GAME** — 36, 2/10/93 at Calgary (1-13 L)  
**MOST POINTS GAME BY BOTH TEAMS** — 50, 1/13/96 at Pittsburgh (10-8 W); 28 S.J., 22 PIT

**FEWEST POINTS, GAME** — 0 (124 times, most recent — 3/20/17 at Dallas [0-1 L])  
**FEWEST POINTS AGAINST, GAME** — 0 (142 times, most recent — 12/30/16 vs Philadelphia [2-0 W])

### SHOTS

**MOST SHOTS, GAME AT HOME** — 57, 11/11/08 vs. Nashville (3-4 LOT)  
**MOST SHOTS, GAME ON ROAD** — 59, 1/29/14 at Edmonton (0-3 L)  
**MOST SHOTS FACED, GAME AT HOME** — 59, 12/26/92 vs. Los Angeles (7-2 W)  
**MOST SHOTS FACED, GAME ON ROAD** — 57, 3/5/96 at Colorado (5-3 W)

**MOST SHOTS, GAME BY BOTH TEAMS AT HOME** — 99, 12/26/92 vs. Los Angeles (7-2 W); 59 L.A., 40 S.J.  
**MOST SHOTS, GAME BY BOTH TEAMS ON ROAD** — 88, 2/14/92 at Buffalo (6-7 L); 49 BUF, 39 S.J.

**FEWEST SHOTS, GAME AT HOME** — 9, 11/4/98 vs. Dallas (4-0 W); Dal 21, S.J. 9  
**FEWEST SHOTS, GAME ON ROAD** — 11, 10/26/07 at Detroit (1-5 L); Det 39, S.J. 11



## ALL-TIME SHARKS REGULAR SEASON RECORDS



Bernie Nicholls

**FEWEST SHOTS FACED, GAME AT HOME** — 11, 10/28/08 vs. Pittsburgh (2-1 W)

**FEWEST SHOTS FACED, GAME ON ROAD** — 13, 4 times, most recent — 12/08/13 at Minnesota (1-3 L)

**FEWEST SHOTS, GAME BY BOTH TEAMS AT HOME** — 29, 11/27/93 vs. Anaheim (1-0 W); 15 ANA, 14 S.J.

**FEWEST SHOTS, GAME BY BOTH TEAMS ON ROAD** — 33, 11/20/93 at Hartford (3-2 W); 20 HFD, 13 S.J.

**MOST SHOTS, PERIOD AT HOME** — 29, 03/19/14 vs. Florida (3-2 L), 3rd period

**MOST SHOTS, PERIOD ON ROAD** — 25, 1/20/11 at Vancouver [2-1 WSO], 2nd period

**MOST SHOTS, OT AT HOME** — 9, 3/10/11 vs. Vancouver (4-5 LSO)

**MOST SHOTS, OT ON ROAD** — 8, 2X, MR 3/5/13 at Vancouver (3-2 WSO)

**MOST SHOTS FACED, PERIOD AT HOME** — 25, 3/6/92 vs. Pittsburgh (3-7 L), 1st period

**MOST SHOTS FACED, PERIOD ON ROAD** — 25 (3 times, most recent — 12/31/13 at Anaheim [3-6 L], 2nd period)

**MOST SHOTS FACED, OT AT HOME** — 7, 11/2/13 vs. Phoenix (2-3 LSO)

**MOST SHOTS FACED, OT ON ROAD** — 7 (3 times, most recent — 3/10/13 at Colorado [3-2 OTL])

**FEWEST SHOTS, PERIOD AT HOME** — 0, (2 times, most recent 10/11/14 vs. Winnipeg (3-0 W)), 3rd period

**FEWEST SHOTS, PERIOD ON ROAD** — 0, 1/24/96 at Detroit (2-4 L), 2nd period

**FEWEST SHOTS FACED, PERIOD AT HOME** — 0, (3 times, most recent — 3/21/08 vs. Anaheim (2-1 W), 3rd period

**FEWEST SHOTS FACED, PERIOD ON ROAD** — 0, 11/23/02 at Pittsburgh (1-4 L), 3rd period

**LARGEST MARGIN OUTSHOOTING, HOME** — 30 — (2 times, most recent — 3/19/14 vs. Florida [2-3 L]; 24 FLO, 54 S.J.)

**LARGEST MARGIN OUTSHOOTING, ROAD** — 32 — 1/29/14 at Edmonton [0-3 L], 27 EDM, 59 S.J.)

**LARGEST MARGIN OUTSHOT, HOME** — 29, 1/11/94 vs. Los Angeles (2-2 T); 39 L.A., 10 S.J.

**LARGEST MARGIN OUTSHOT, ROAD** — 33, 12/22/09 at Chicago (3-2 W); 47 CHI, 14 S.J.

## SPECIAL TEAMS

**MOST PPG FOR, GAME AT HOME** — 6, 1/4/07 vs. Detroit (9-5 W), 6 of 9

**MOST PPG FOR, GAME ON ROAD** — 4, 3 times, most recent — 10/6/09 at Los Angeles [4-6 L], 4 of 4)





## ALL-TIME SHARKS REGULAR SEASON RECORDS

**MOST PPG AGAINST, GAME AT HOME** — 5 (2 times, most recent — 12/5/92 vs. Pittsburgh [4-9 L], 5 of 7)

**MOST PPG AGAINST, GAME ON ROAD** — 5 (3 times, most recent — 2/18/04 at Nashville [3-7 L], 5 of 7)

**MOST PPG FOR, PERIOD, AT HOME** — 4, 1/4/07 vs. Detroit (9-5 W), 3rd period

**MOST PPG FOR, PERIOD, ON ROAD** — 3, 2X MR, 1/22/13 at Edmonton (6-3 W), 1st period

**MOST PPG AGAINST, PERIOD, AT HOME** — 3, (2 times, most recent — 4/07/01 vs. Dallas (4-5 L), 2nd period

**MOST PPG AGAINST, PERIOD, ON ROAD** — 4, 2X MR, 1/14/06 at Montreal (2-6 L), 2nd period

**MOST PPG, GAME BY BOTH TEAMS AT HOME** — 7, 3 times, most recent — 1/6/07 vs. Columbus (5-2 W); 2 CBJ, 5 S.J.

**MOST PPG, GAME BY BOTH TEAMS ON ROAD** — 7, 2 times, most recent — 4/6/12 at Los Angeles (6-5 WSO); 4 LA, 3 S.J.

**MOST PP ATTEMPTS FOR, GAME AT HOME** — 13, (10/21/06 vs. Detroit (5-1 W), 5 of 13

**MOST PP ATTEMPTS FOR, GAME ON ROAD** — 10, 2X MR, 10/12/06 at Edmonton (4-6 L), 3 of 10

**MOST PP ATTEMPTS AGAINST, GAME AT HOME** — 11, 12/5/91 vs. Pittsburgh (0-8 L), 5 of 11

**MOST PP ATTEMPTS AGAINST, GAME ON ROAD** — 13, 3/6/01 at Tampa Bay (1-2 L OT), 0 of 13

**MOST PP ATTEMPTS, GAME, BOTH TEAMS AT HOME** — 19 (5 times, most recent — 10/21/06 vs. Detroit [5-1 W]; DET: 1 of 6, S.J: 5 of 13)

**MOST PP ATTEMPTS, GAME, BOTH TEAMS ON ROAD** — 21, 3/6/01 at Tampa Bay (1-2 L OT), S.J: 0 of 9, TB: 0 of 13

**MOST CONSECUTIVE GAMES SCORING PPG** — 11, 3/17/09 at Phoenix thru 4/5/09 at Anaheim [13 of 37]

**MOST CONSECUTIVE GAMES ALLOWING PPG** — 13, 11/22/95 at Detroit thru 12/19/95 at Anaheim (17 of 68)

**MOST CONSECUTIVE GAMES NOT SCORING A PPG** — 7, 10/4/97 vs. Chicago thru 10/18/97 at Phoenix (0 for 34)

**MOST CONSECUTIVE GAMES NOT ALLOWING A PPG** — 11, (twice, most recent— 10/22/16 at Detroit thru 11/15/16 at Carolina [0 for 25])

**MOST CONSECUTIVE CHANCES NOT SCORING PPG** — 41, 10/4/97 vs. Chicago thru 10/18/97 at Phoenix

**MOST CONSECUTIVE CHANCES NOT ALLOWING PPG** — 45, 2/10/03 at Detroit thru 3/8/03 at Phoenix

**MOST SHG, GAME** — 3, 10/18/96 at Anaheim (4-1 W)

**MOST SHG ALLOWED, GAME** — 3, 11/25/09 vs. Chicago [2-7 L]

**MOST SHG, PERIOD** — 2, (4 times, most recent — 3/15/11 at Dallas (6-3 W) (Joe Thornton, Dany Heatley), 3rd period

**MOST SHG ALLOWED, PERIOD** — 2 (5 times, most recent — 3/16/10 at Dallas [2-8 L]) 3rd period

**MOST CONSECUTIVE GAMES SCORING A SH GOAL** — 4, 12/1/96 at St. Louis thru 12/11/96 vs. Washington (Bernie Nicholls, Marty McSorley, Ron Sutter, Tony Granato)

**MOST CONSECUTIVE GAMES ALLOWING A SH GOAL** — 3, 11/10/95 vs. Pittsburgh thru 11/14/95 vs. N.Y. Islanders (Ron Francis, Sergei Fedorov, Dan Plante)

**MOST PENALTIES FOR, GAME AT HOME** — 18 (4 times, most recent — 10/4/99 vs. Chicago [7-1 W], 99 PIM)

**MOST PENALTIES FOR, GAME ON ROAD** — 21, 1/26/93 at Los Angeles (1-7 L), 92 PIM

**MOST PENALTIES AGAINST, GAME AT HOME** — 22, 2/18/93 vs. Winnipeg (5-3 W), 82 PIM

**MOST PENALTIES AGAINST, GAME ON ROAD** — 19, 10/26/14 at Anaheim (4-1 W)

**MOST PIM FOR, GAME AT HOME** — 102, 2/5/97 vs. Los Angeles (3-2 W), 17 penalties

**MOST PIM FOR, GAME ON ROAD** — 95, 4/6/08 at Dallas (2-4 L), 20 penalties

**MOST PIM AGAINST, GAME AT HOME** — 88, 2/5/97 vs. Los Angeles (3-2 W), 14 penalties

**MOST PIM AGAINST, GAME ON ROAD** — 90, 10/26/14 at Anaheim (4-1 W), 19 penalties

**FEWEST PENALTIES FOR, GAME AT HOME** — 0, (6 times, most recent - 2/26/16 vs. Buffalo [1-3 L]), 0 PIM

**FEWEST PENALTIES FOR, GAME ON ROAD** — 0, (6 times, most recent — 3/14/14 at New York Islanders [4-3 WSO]), 0 PIM

**FEWEST PENALTIES AGAINST, GAME AT HOME** — 0, 2/26/16 vs. Buffalo [1-3 L]), 0 PIM

**FEWEST PENALTIES AGAINST, GAME ON ROAD** — 0, 4/27/13 at Los Angeles (2-3 L), 0 PIM



## ALL-TIME SHARKS REGULAR SEASON RECORDS

**FEWEST PIM FOR, GAME AT HOME** — 0, (6 times, most recent — 2/26/16 vs. Buffalo [1-3 L]), 0 PIM  
**FEWEST PIM FOR, GAME ON ROAD** — 0, (7 times, most recent — 2/18/17 at Arizona Coyotes [4-1 W]), 0 PIM  
**FEWEST PIM AGAINST, GAME AT HOME** — 0, 2/26/16 vs. Buffalo [1-3 L]), 0 PIM  
**FEWEST PIM AGAINST, GAME ON ROAD** — 0, 4/27/13 at Los Angeles (2-3 L), 0 penalties  
**MOST PENALTY MINUTES, GAME BY BOTH TEAMS, HOME** — 190, 2/5/97 vs. Los Angeles (3-2 W); 88 L.A., 102 S.J.  
**MOST PENALTY MINUTES, GAME BY BOTH TEAMS, ROAD** — 165, 10/26/14 at Anaheim (4-1 W); 90 ANA., 75 S.J.

**FEWEST PENALTY MINUTES, GAME BY BOTH TEAMS, HOME** — 0, 2/26/16 vs. Buffalo (1-3 L); 0 SJ, 0 BUF  
**FEWEST PENALTY MINUTES, GAME BY BOTH TEAMS, ROAD** — 2, (3 times, most recent — 3/14/14 at New York Islanders [4-3 W] 0 SJ, 1 NYI)

**FEWEST PENALTIES, GAME BY BOTH TEAMS, HOME** — 0, 2/26/16 vs. Buffalo (1-3 L); 0 SJ, 0 BUF  
**FEWEST PENALTIES, GAME BY BOTH TEAMS, ROAD** — 1, (3 times, most recent — 3/14/14 at New York Islanders [4-3 W]); 0 SJ, 1 NYI

## STREAKS

**LONGEST WINNING STREAK, OVERALL** — 11 games, (2/21/08 at Philadelphia thru 3/14/08 vs. St. Louis)  
**LONGEST WINNING STREAK, HOME** — 14 games, 3/19/08 vs. Minnesota thru 11/8/08 vs. Dallas  
**LONGEST WINNING STREAK, ROAD** — 10 games, 11/14/07 at Dallas thru 12/31/07 at Minnesota

**MOST CONSECUTIVE GAMES RECORDING A POINT, OVERALL** — 20, 2/21/08 at Philadelphia thru 4/1/08 vs. Los Angeles (18-0-2)  
**MOST CONSECUTIVE GAMES RECORDING A POINT, HOME** — 31, 3/3/08 vs. Montreal thru 1/13/09 vs. Tampa Bay (28-0-3)  
**MOST CONSECUTIVE GAMES RECORDING A POINT, ROAD** — 14, 10/29/07 at Dallas thru 1/13/08 at Anaheim (12-0-2)

**LONGEST LOSING STREAK, OVERALL** — 17 games, 1/4/93 at Montreal (at Sacramento) thru 2/12/93 at Edmonton \$  
**LONGEST LOSING STREAK, HOME** — 9 games, 11/19/92 vs. Toronto thru 12/19/92 vs. Vancouver  
**LONGEST LOSING STREAK, ROAD** — 19 games, 11/27/92 at Winnipeg thru 2/12/93 at Edmonton

**LONGEST WINLESS STREAK, OVERALL** — 20 games, 12/29/92 at Vancouver thru 2/12/93 at Edmonton (0-19-10)  
**LONGEST WINLESS STREAK, HOME** — 11 games, 3/29/03 vs. Dallas thru 11/18/03 vs. N.Y. Rangers (0-4-6-1) \*(carries over 2002-03 and 2003-04 seasons)\*  
**LONGEST WINLESS STREAK, ROAD** — 19 games, 11/27/92 at Winnipeg thru 2/12/93 at Edmonton (0-19-0)

**LONGEST SCORELESS STREAK, FOR** — 190:22, 2/13/07 at St. Louis (3rd period) thru 2/18/07 at Dallas (3rd period)  
**LONGEST SCORELESS STREAK, OPPONENT** — 234:33, 10/7/15 vs. Los Angeles (1st period) thru 8/16/15 at New Jersey (3rd period)

**WIDEST MARGIN OF VICTORY, HOME** — 8 goals, 1/18/10 vs. Calgary [9-1 W])  
**WIDEST MARGIN OF VICTORY, ROAD** — 8 goals, (2 times, most recent — 12/4/00 at Calgary [8-0 W])

**WIDEST MARGIN OF DEFEAT, HOME** — 8 goals (2 times, most recent — 11/10/95 vs. Pittsburgh [1-9 L])  
**WIDEST MARGIN OF DEFEAT, ROAD** — 12 goals, 2/10/93 at Calgary (1-13 L)

**MOST CONSECUTIVE OVERTIME GAMES** — 3 (10 times, most recent — 12/21/13 vs. Dallas [3-2 W SO] through 11/27/13 at Phoenix [4-3 W SO])  
**MOST CONSECUTIVE GAMES WITHOUT GOING TO OVERTIME** — 49, 10/7/06 vs. New York Islanders thru 1/26/07 at Edmonton  
**MOST CONSECUTIVE GAMES WITHOUT RECORDING A TIE** — 49, 1/4/93 at Montreal (at Sacramento) thru 10/14/93 vs. Calgary  
**MOST CONSECUTIVE GAMES WITHOUT BEING SHUTOUT** — 62, 4/19/95 at Dallas thru 2/10/96 at Los Angeles

**MOST HAT TRICKS IN A GAME** — 2, Owen Nolan and Jeff Friesen, 10/4/99 vs. Chicago (7-1 W)  
**MOST CONSECUTIVE GAMES SCORING A HAT TRICK** — None  
**MOST CONSECUTIVE GAMES ALLOWING A HAT TRICK** — 4, 2/9/92 thru 2/15/92; John Druce (WSH), Stephan Lebeau (MTL), Dale Hawerchuk (BUF), Jimmy Carson (DET)



## ALL-TIME SHARKS REGULAR SEASON RECORDS

### INDIVIDUALS RECORDS

**MOST POINTS, GAME** — 6, Owen Nolan (3-3=6) 10/4/99 vs. Chicago (7-1 W)  
**MOST GOALS, GAME** — 4, (3 times, most recent Patrick Marleau, 1/23/17 at Colorado (5-2 W))  
**MOST ASSISTS, GAME** — 4 (19 times, most recent — Joe Pavelski, 3/15/11 at Dallas [6-3 W])  
**MOST PPG, GAME** — 3, [2 times, most recent — Ryane Clowe, 1/6/07 vs. Columbus (5-2 W)]  
**MOST SHG, GAME** — 2 (2 times, most recent — Marco Sturm, 10/14/00 vs. Boston [5-2 W])  
**MOST SHOTS, GAME** — 12, Patrick Marleau, 3/31/11 vs. Dallas (6-0 W)  
**MOST PENALTIES, GAME** — 8, 2X, MR Ryane Clowe, 1/27/13 vs. Vancouver (4-1 W), 35 PIM  
**MOST PIM, GAME** — 41, Jody Shelley, 4/6/08 at Dallas (2-4 L), 7 penalties  
**BEST PLUS/MINUS, GAME** — +6, 2 times, most recent, Dany Heatley, 10/8/09 vs. Columbus (6-3 W)  
**WORST PLUS/MINUS, GAME** — -7, Doug Wilson, 2/10/93 at Calgary (1-13 L)

**MOST POINTS, PERIOD** — 4, (6 times, most recent Patrick Marleau (4-0=4), 1/23/17 at Colorado (5-2 W, 3rd period))  
**MOST GOALS, PERIOD** — 4, Patrick Marleau (4-0=4), 1/23/17 at Colorado (5-2 W, 3rd period)  
**MOST ASSISTS, PERIOD** — 4, Joe Thornton (0-4=4), 4/1/07 vs. Los Angeles (6-2 W, 2nd period)  
**MOST PPG, PERIOD** — 3, Owen Nolan, 12/19/95 at Anaheim (7-4 W, 2nd period)  
**MOST SHG, PERIOD** — 2, Jamie Baker, 1/6/96 at Los Angeles (5-7 L, 3rd period)  
**MOST SHOTS, PERIOD** — 7, (2 times, most recent — Dany Heatley, 12/3/09 vs. St. Louis (2-3 LSO), 1st period)  
**MOST PENALTIES, PERIOD** — 6, Jeff Odgers, 1/26/93 at Los Angeles [1-7 L], 1st period, 37 PIM  
**MOST PIM, PERIOD** — 37 (2 times, most recent — Marty McSorley, 3/24/97 vs. Edmonton [1-5 L], 3rd period, 5 penalties)

**MOST POINTS BY OPPONENT, GAME** — 7, Mario Lemieux (1-6=7), 12/5/92 vs. Pittsburgh (4-9 L)  
**MOST GOALS BY OPPONENT, GAME** — 5, Mike Ricci, 2/17/94 vs. Quebec (2-8 L)  
**MOST ASSISTS BY OPPONENT, GAME** — 6, Mario Lemieux, 12/5/92 vs. Pittsburgh (4-9 L)  
**MOST PPG BY OPPONENT, GAME** — 3, (2 times, most recent, Steve Sullivan, 2/18/04 at Nashville (3-7 L))  
**MOST SHG BY OPPONENT, GAME** — 2, Brendan Shanahan, 10/4/01 vs. Detroit (3-4 L OT)  
**MOST SHOTS BY OPPONENT, GAME** — 14, John Tucker, 12/16/92 vs. Tampa Bay (4-5 L OT)  
**MOST PENALTIES BY OPPONENT, GAME** — 6, (2 times, most recent — Doug Weight, 12/28/00 vs. Edmonton [2-2 T])  
**MOST PIM BY OPPONENT, GAME** — 39, Doug Weight, 12/28/00 vs. Edmonton (2-2 T)  
**BEST PLUS/MINUS BY OPPONENT, GAME** — +9, Theo Fleury, 2/10/93 at Calgary, (1-13 L)  
**WORST PLUS/MINUS BY OPPONENT, GAME** — -6, Ryan Suter, 3/11/10 vs. Nashville (8-5 W)



Jamie Baker



## ALL-TIME SHARKS REGULAR SEASON RECORDS

- MOST POINTS BY OPPONENT, PERIOD** — 4 (4 times, most recent — Patrick Sharp [0-4=4], 3/14/11 at Chicago [3-6 L], 2nd period)
- MOST GOALS BY OPPONENT, PERIOD** — 3 (11 times, most recent — Martin St.Louis, 1/18/14 at Tampa Bay [5-4 W], 1st period)
- MOST ASSISTS BY OPPONENT, PERIOD** — 4, Patrick Sharp (0-4=4), 3/14/11 at Chicago (3-6 L), 2nd period
- MOST PPG BY OPPONENT, PERIOD** — 2 (14 times, most recent — Justin Williams, 4/6/12 at Los Angeles [6-5 WSO], 3rd period)
- MOST SHG BY OPPONENT, PERIOD** — 2, Kirk Maltby, 10/10/02 vs. Detroit (3-6 L)
- MOST SHOTS BY OPPONENT, PERIOD** — 8, 2 times, most recent — Alexander Ovechkin, 10/15/09 at Washington (1-4 L), 1st period
- MOST PENALTIES BY OPPONENT, PERIOD** — 6, Doug Weight, 12/28/00 vs. Edmonton (2-2 T), 1st period
- MOST PIM BY OPPONENT, PERIOD** — 39, Doug Weight, 12/28/00 vs. Edmonton (2-2 T), 1st period
- MOST CONSECUTIVE GAMES, GOAL** — 6, (4 times, most recent — Owen Nolan 1/20/03 thru 1/30/03)
- MOST CONSECUTIVE GAMES, ASSIST** — 9, Joe Thornton [2-15=17], 11/15/09 thru 12/3/09)
- MOST CONSECUTIVE GAMES, POINT** — 12, (2 times, most recent — Jonathan Cheechoo [10-9=19], 12/26/05 thru 1/24/06)
- MOST CONSECUTIVE GAMES PLAYED** — 623, Patrick Marleau — 4/9/09 thru 4/8/17
- FASTEST 2 GOALS, FOR** — :17 Brad Stuart, 4/04/04 vs. Los Angeles (4-3 W OT)
- FASTEST 3 GOALS, FOR** — 6:12, Joe Pavelski, 01/18/14 at Tampa Bay (5-4 W)
- FASTEST 4 GOALS, FOR** — 22:46, Tomas Hertl, 10/08/13 vs. NY Rangers (9-2 W)
- FASTEST 2 GOALS, AGAINST** — :14, Ryan Smyth, 10/12/06 at Edmonton (4-6 L)
- FASTEST 3 GOALS, AGAINST** — 2:01, Ryan Smyth, 10/12/06 at Edmonton (4-6 L)
- FASTEST 4 GOALS, AGAINST** — 10:48, Mike Ricci, 2/17/94 vs. Quebec (2-8 L)
- FASTEST 5 GOALS, AGAINST** — 40:16, Mike Ricci, 2/17/94 vs. Quebec (2-8 L)

## GOALTENDER RECORDS

## SHARKS

- MOST MINUTES, GAME** — 65:00 (numerous times, most recent — Martin Jones, 2/6/17 vs Arizona [3-2 LSO])
- FEWEST GOALS ALLOWED, GAME** — 0 (142 times, most recent — Aaron Dell, 12/30/16 vs Philadelphia [2-0 W])
- MOST GOALS ALLOWED, PERIOD** — 8, Jarmo Myllys, 12/17/91 at Pittsburgh (2-10 L), 2nd period
- MOST SHOTS FACED, GAME** — 59, Jeff Hackett, 12/26/92 vs. Los Angeles (7-2 W)
- MOST SHOTS FACED, PERIOD** — 25 (4 times, most recent — Antti Niemi, 12/31/13 at Anaheim [6-3 L], 2nd period)
- MOST SAVES, GAME** — 57, Jeff Hackett, 12/26/92 vs. Los Angeles (7-2 W)
- MOST SAVES PERIOD** — 24, Wade Flaherty, 3/5/96 at Colorado (5-3 W), 3rd period
- FEWEST SHOTS FACED, GAME** — 11, Evgeni Nabokov, 10/28/08 vs. Pittsburgh [2-1 W])
- FEWEST SHOTS FACED, PERIOD** — 0 (4 times, most recent — Evgeni Nabokov, 3/21/08 vs. Anaheim [2-1 W], 3rd period)
- MOST PENALTIES, GAME** — 3 (2 times, most recent — Steve Shields, 10/4/99 vs. Chicago [7-1 W])
- MOST PIM, GAME** — 17, Steve Shields, 10/4/99 vs. Chicago, 3 penalties [7-1 W]
- MOST POINTS, GAME** — 2, Vesa Toskala, 2/3/07 vs. Chicago (4-2 W)

- LONGEST SHUTOUT STREAK** — 234:33, Martin Jones, 10/7/15 vs. Los Angeles (1st period) thru 8/16/15 at New Jersey (3rd period)
- MOST SHUTOUTS, SEASON** — 8, Evgeni Nabokov, 2003-04



Wade Flaherty



## ALL-TIME SHARKS REGULAR SEASON RECORDS



### Vesa Toskala

**MOST CONSECUTIVE STARTS** — 50, Evgeni Nabokov, 3/24/07 at Carolina thru 1/12/08 vs. Toronto (30-12-7)

**MOST CONSECUTIVE WINS IN A SINGLE SEASON** — 10, Evgeni Nabokov, 2/21/08 at Philadelphia thru 3/14/08 vs. St. Louis

**LONGEST UNBEATEN STREAK** — 12, (Vesa Toskala, 4/3/06 at Dallas thru 10/23/06 at Columbus [12-0-0])

**LONGEST WINLESS STREAK** — 19, (0-18-1) Jeff Hackett, 12/30/02 vs. Philadelphia thru 4/01/93 vs. Winnipeg

### OPPONENTS

**MOST MINUTES, GAME BY OPPONENT** — 65:00 (Numerous times, most recent — Mike Smith, 2/6/17 vs Arizona [3-2 LSO])

**FEWEST GOALS ALLOWED, GAME BY OPPONENT** — 0 (122 times, most recent — Carter Hutton, 1/14/17 vs. St. Louis [0-2 L])

**MOST GOALS ALLOWED, GAME BY OPPONENT** — 10, Tom Barrasso, 1/13/96 at Pittsburgh (10-8 W)

**MOST GOALS ALLOWED, PERIOD BY OPPONENT** — 6, Devan Dubnyk, 1/22/13 at Edmonton (6-3 W), 1st period

**MOST SHOTS FACED, GAME BY OPPONENT** — 59, Ben Scrivens, 1/29/14 at Edmonton (0-3 L)

**MOST SHOTS FACED, PERIOD BY OPPONENT** — 29, Roberto Luongo, 3/18/14 vs. Florida (2-3 L), 3rd period

**MOST SAVES, GAME BY OPPONENT** — 59, Ben Scrivens, 1/29/14 at Edmonton (0-3 L)

**MOST SAVES, PERIOD BY OPPONENT** — 28, Roberto Luongo, 3/18/14 vs. Florida (2-3 L), 3rd period

**FEWEST SHOTS FACED BY OPPONENT, GAME** — 10, Kelly Hrudey, 1/11/94 vs. Los Angeles (2-2 T)

**FEWEST SHOTS FACED BY OPPONENT, PERIOD** — 0 (3 times, most recent — Ondrej Pavelec, 10/11/14 vs. Winnipeg (3-0 W), 3rd period)

**MOST PENALTIES, GAME BY OPPONENT** — 2, (3 times, most recent) Marty Turco, 4/9/06 vs. Dallas (4-1 W)

**MOST PIM, GAME BY OPPONENT** — 10 (2 times, most recent. — Ed Belfour, 2/11/94 vs. Chicago [4-3 W])

**MOST POINTS, GAME BY OPPONENT** — 3 (0-3=3), Jeff Reese, 2/10/93 at Calgary (1-13 L) &

KEY: & - NHL RECORD; \$ - TIES AN NHL RECORD)





## SHARKS ALL-TIME ROSTER

## SKATERS

## -A-

|   | YEARS   | POS. | NO. | GP | G | A | PTS | PIM |
|---|---------|------|-----|----|---|---|-----|-----|
| Ahola, Peter  | 1993    | D    | 21  | 20 | 2 | 3 | 5   | 16  |
| Acquired from Pittsburgh in exchange for future considerations, Feb. 26, 1993. Traded to Tampa Bay in exchange for Dave Capuano, June 19, 1993. |         |      |     |    |   |   |     |     |
| Anderson, Perry   | 1991-92 | LW   | 27  | 48 | 4 | 8 | 12  | 143 |
| Signed as free agent, July 8, 1991. Released, July 23, 1992.  |         |      |     |    |   |   |     |     |
| Andersson, Niklas   | 1997-98 | LW   | 34  | 5  | 0 | 0 | 0   | 2   |
| Signed as free agent, Sept. 10, 1997. Became free agent, July 1, 1998.  |         |      |     |    |   |   |     |     |
| Armstrong, Riley  | 2008-09 | RW   | 40  | 2  | 0 | 0 | 0   | 2   |
| Signed as free agent, Sept. 15, 2004. Became free agent, July 1, 2009.  |         |      |     |    |   |   |     |     |

## -B-

|   |             |    |       |     |    |    |    |     |
|---|-------------|----|-------|-----|----|----|----|-----|
| Baker, Jamie  | 1993-96, 98 | C  | 13    | 187 | 35 | 27 | 62 | 139 |
| Signed as free agent, Aug. 18, 1993. Traded to Toronto with a fifth round selection (110th overall) in the 1996 NHL Entry Draft in exchange for Todd Gill, June 14, 1996. Signed as a free agent, September 1998. Released, Oct. 18, 1998.  |             |    |       |     |    |    |    |     |
| Bancroft, Steve   | 2001-02     | D  | 3     | 5   | 0  | 1  | 1  | 2   |
| Signed as a free agent, July 10, 2001. Became free agent, July 1, 2002.   |             |    |       |     |    |    |    |     |
| Barber, Don   | 1992-93     | LW | 37    | 12  | 1  | 3  | 4  | 2   |
| Acquired from Quebec in exchange for Murray Garbutt, March 7, 1992. Released, Jan. 15, 1993.  |             |    |       |     |    |    |    |     |
| Bautin, Sergei  | 1995-96     | D  | 28    | 1   | 0  | 0  | 0  | 2   |
| Signed as a free agent, Oct. 11, 1995. Became free agent, July 1, 1996.   |             |    |       |     |    |    |    |     |
| Bawa, Robin   | 1992-93     | RW | 26    | 42  | 5  | 0  | 5  | 47  |
| Acquired from Vancouver in exchange for Rick Lessard, Dec. 15, 1992. Selected by Anaheim in Expansion Draft, June 24, 1993.   |             |    |       |     |    |    |    |     |
| Beaufait, Mark  | 1992-93     | C  | 40    | 5   | 1  | 0  | 1  | 0   |
| Selected seventh overall in the NHL Supplemental Draft, June 22, 1991. Became free agent, July 1, 1994.   |             |    |       |     |    |    |    |     |
| Berezan, Perry  | 1991-93     | C  | 16    | 94  | 15 | 11 | 26 | 58  |
| Signed as free agent, Oct. 10, 1991. Became free agent, June 10, 1993.  |             |    |       |     |    |    |    |     |
| Bernier, Steve  | 2005-08     | RW | 26/46 | 160 | 42 | 39 | 81 | 126 |
| Selected in the first round (16th overall) of the 2003 NHL Entry Draft. Traded to Buffalo, along with a first round selection (26th overall) in the 2008 NHL Entry Draft in exchange for Brian Campbell and a seventh round selection (194th overall, Drew Daniels) in the 2008 NHL Entry Draft, Feb. 26, 2008. |             |    |       |     |    |    |    |     |



Doug Bodger



## SHARKS ALL-TIME ROSTER

|                         | YEARS   | POS.         | NO.          | GP         | G          | A          | PTS        | PIM        |
|-------------------------|---|--------------|--------------|------------|------------|------------|------------|------------|
| <b>Bell, Mark</b>       | <b>2006-07</b>  | <b>LW</b>    | <b>7</b>     | <b>71</b>  | <b>11</b>  | <b>10</b>  | <b>21</b>  | <b>83</b>  |
|                         | Acquired from Chicago in exchange for Tom Preissing and Josh Hennessy, July 10, 2006. Traded to Toronto, along with Vesa Toskala, in exchange for a first round selection (13th overall — traded to St. Louis, June 22, 2007) in the 2007 NHL Entry Draft, a second round selection (44th overall — traded to St. Louis, June 22, 2007) and a fourth round selection (98th overall traded to Nashville, June 21, 2008) in the 2009 NHL Entry Draft, June 22, 2007.  |              |              |            |            |            |            |            |
| <b>Blake, Rob</b>       | <b>2008-10</b>  | <b>D</b>     | <b>4</b>     | <b>143</b> | <b>17</b>  | <b>58</b>  | <b>75</b>  | <b>170</b> |
|                         | Signed as free agent, July 3, 2008. Retired, June 18, 2010.   |              |              |            |            |            |            |            |
| <b>Bodger, Doug</b>     | <b>1995-97</b>  | <b>D</b>     | <b>5/3</b>   | <b>164</b> | <b>9</b>   | <b>40</b>  | <b>49</b>  | <b>146</b> |
|                         | Acquired from Buffalo in exchange for Vaclav Varada, rights to Martin Spahnel, Philadelphia's fourth round selection (106th overall) in the 1996 Entry Draft and Philadelphia's first round selection in the 1996 NHL Entry Draft (24th overall) (all previously acquired from Philadelphia in exchange for Pat Falloon), Nov. 16, 1995. Traded to New Jersey with Dody Wood in exchange for John MacLean and Ken Sutton, Dec. 7, 1997.   |              |              |            |            |            |            |            |
| <b>Boedker, Mikkel</b>  | <b>2016-17</b>  | <b>LW</b>    | <b>89</b>    | <b>81</b>  | <b>10</b>  | <b>16</b>  | <b>26</b>  | <b>10</b>  |
|                         | Signed as free agent, July 1, 2016.   |              |              |            |            |            |            |            |
| <b>Boyes, Brad</b>      | <b>2003-04</b>  | <b>C</b>     | <b>24</b>    | <b>1</b>   | <b>0</b>   | <b>0</b>   | <b>0</b>   | <b>2</b>   |
|                         | Acquired from Toronto along with Alyn McCauley and a first round selection (21st overall) in the 2003 NHL Entry Draft in exchange for Owen Nolan, March 5, 2003. 21st overall selection in 2003, along with a fourth round selection (compensatory pick for Theoren Fleury) later traded to Boston in exchange for a first round selection (16th overall, Steve Bernier) in the 2003 NHL Entry Draft, June 21, 2003. Boyes traded to Boston in exchange for D Jeff Jillson, March 9, 2003. Jillson was immediately shipped to Buffalo, along with a ninth round selection in the 2005 NHL Entry Draft, in exchange for Curtis Brown and Andy Delmore. Delmore was traded to Boston to complete the transaction. |              |              |            |            |            |            |            |
| <b>Boyle, Dan</b>       | <b>2008-14</b>  | <b>D</b>     | <b>22</b>    | <b>431</b> | <b>68</b>  | <b>201</b> | <b>269</b> | <b>305</b> |
|                         | Acquired from Tampa Bay along with Brad Lukowich in exchange for Matt Carle, Ty Wishart, a first round selection in the 2009 NHL Entry Draft (25th overall) and a fourth round (118th overall) selection in the 2010 NHL Entry Draft, July 4, 2008. Traded to the New York Islanders in exchange for a fifth-round draft selection (142nd overall, Rudolfs Balcers) in the 2015 NHL Draft on June 5, 2014.  |              |              |            |            |            |            |            |
| <b>Bozek, Steve</b>     | <b>1991-92</b>  | <b>LW/C</b>  | <b>14</b>    | <b>58</b>  | <b>8</b>   | <b>8</b>   | <b>6</b>   | <b>27</b>  |
|                         | Signed as free agent, Aug. 9, 1991. Released, July 23, 1992.  |              |              |            |            |            |            |            |
| <b>Bradley, Matt</b>    | <b>2000-03</b>  | <b>RW</b>    | <b>28/44</b> | <b>121</b> | <b>12</b>  | <b>17</b>  | <b>29</b>  | <b>99</b>  |
|                         | Selected in the fourth round (102nd overall) of the 1996 NHL Entry Draft. Traded to Pittsburgh in exchange for Wayne Primeau, March 11, 2003.   |              |              |            |            |            |            |            |
| <b>Braun, Justin</b>    | <b>2010-17</b>  | <b>D</b>     | <b>61</b>    | <b>448</b> | <b>17</b>  | <b>88</b>  | <b>105</b> | <b>163</b> |
|                         | Selected in the seventh round (201st overall) of the 2007 NHL Draft.  |              |              |            |            |            |            |            |
| <b>Brennan, Richard</b> | <b>1997-98</b>  | <b>D</b>     | <b>7</b>     | <b>11</b>  | <b>1</b>   | <b>2</b>   | <b>3</b>   | <b>2</b>   |
|                         | Signed as free agent, July 9, 1997. Traded to New York Rangers in exchange for Jason Muzzatti, March 24, 1998.  |              |              |            |            |            |            |            |
| <b>Brown, Curtis</b>    | <b>2003-04, 06-08</b>   | <b>C</b>     | <b>37</b>    | <b>123</b> | <b>15</b>  | <b>18</b>  | <b>33</b>  | <b>72</b>  |
|                         | Acquired from Buffalo along with Andy Delmore in exchange for D Jeff Jillson and a ninth round selection in the 2005 NHL Entry Draft, March 9, 2003. Jillson acquired previously from Boston in exchange for C Brad Boyes. Delmore was sent to Boston from San Jose to complete the transaction. Became a free agent, July 1, 2004. Signed as free agent, July 3, 2006. Became a free agent, July 1, 2008.  |              |              |            |            |            |            |            |
| <b>Brown, Dave</b>      | <b>1995-96</b>  | <b>RW</b>    | <b>21</b>    | <b>37</b>  | <b>3</b>   | <b>1</b>   | <b>4</b>   | <b>46</b>  |
|                         | Signed as free agent, Aug. 10, 1995. Retired, June 18, 1996.  |              |              |            |            |            |            |            |
| <b>Brown, Mike</b>      | <b>2013-16</b>  | <b>RW</b>    | <b>18</b>    | <b>104</b> | <b>3</b>   | <b>5</b>   | <b>8</b>   | <b>160</b> |
|                         | Acquired from Edmonton in exchange for a fourth round selection in the 2014 NHL Draft (111th overall) on Oct. 21, 2013. Claimed off of waivers by Montreal, Feb. 29, 2016.  |              |              |            |            |            |            |            |
| <b>Bruce, David</b>     | <b>1991-94</b>  | <b>LW/RW</b> | <b>15</b>    | <b>79</b>  | <b>24</b>  | <b>19</b>  | <b>43</b>  | <b>79</b>  |
|                         | Acquired from St. Louis in Expansion Draft, May 30, 1991. Released, Aug. 30, 1994.  |              |              |            |            |            |            |            |
| <b>Burish, Adam</b>     | <b>2012-15</b>  | <b>RW</b>    | <b>37</b>    | <b>81</b>  | <b>2</b>   | <b>4</b>   | <b>6</b>   | <b>64</b>  |
|                         | Signed as a free agent July 1, 2012. Had his contract bought out on June 20, 2015.  |              |              |            |            |            |            |            |
| <b>Burns, Brent</b>     | <b>2011-17</b>  | <b>RW/D</b>  | <b>88</b>    | <b>426</b> | <b>115</b> | <b>201</b> | <b>316</b> | <b>246</b> |
|                         | Acquired from Minnesota along with a second round selection (37th overall, later traded to Tampa Bay on Feb. 16, 2011 in exchange for Dominic Moore and a seventh round selection in the 2012 NHL Draft, which was later traded to Chicago) in the 2012 NHL Draft in exchange for Devin Setoguchi, Charlie Coyle and a first round selection (28th overall) in the 2011 NHL Draft on June 24, 2011.   |              |              |            |            |            |            |            |





## SHARKS ALL-TIME ROSTER

|  | YEARS          | POS.      | NO.          | GP         | G          | A          | PTS        | PIM        |
|--|----------------|-----------|--------------|------------|------------|------------|------------|------------|
| <b>Burr, Shawn</b>   | <b>1997-99</b> | <b>LW</b> | <b>7/28</b>  | <b>60</b>  | <b>6</b>   | <b>7</b>   | <b>13</b>  | <b>79</b>  |
| Acquired from Tampa Bay in exchange for a fifth round selection (108th overall) in the 1997 NHL Entry Draft, June 21, 1997. Traded along with Bill Houlder, Andrei Zyuzin and Stephen Guolla to Tampa Bay in exchange for Niklas Sundstrom and a third round selection (74th overall) in the 2000 NHL Entry Draft, Aug. 4, 1999. 74th overall selection later traded to Chicago, along with an additional second round selection in 2000 (49th overall) in exchange for a second round selection in 2000 (41st overall, Tero Maatta), June 24, 2000. |                |           |              |            |            |            |            |            |
| <b>Butsayev, Viacheslav</b>  | <b>1993-95</b> | <b>C</b>  | <b>9</b>     | <b>18</b>  | <b>2</b>   | <b>2</b>   | <b>4</b>   | <b>10</b>  |
| Acquired from Philadelphia in exchange for Rob Zettler, Feb. 1, 1994. Became free agent, July 1, 1995.   |                |           |              |            |            |            |            |            |
| <b>Byakin, Ilya</b>  | <b>1994-95</b> | <b>D</b>  | <b>3</b>     | <b>13</b>  | <b>0</b>   | <b>5</b>   | <b>5</b>   | <b>14</b>  |
| Signed as free agent, Sept. 4, 1994. Became free agent, July 1, 1995.  |                |           |              |            |            |            |            |            |
| <b>Byers, Lyndon</b>   | <b>1992-93</b> | <b>RW</b> | <b>22</b>    | <b>18</b>  | <b>4</b>   | <b>1</b>   | <b>5</b>   | <b>122</b> |
| Signed to a tryout contract, Nov. 5, 1992. Placed on waivers for purpose of unconditional release, Feb. 19, 1993.  |                |           |              |            |            |            |            |            |
| <b>-C-</b>   |                |           |              |            |            |            |            |            |
| <b>Callahan, Joe</b>   | <b>2009-10</b> | <b>D</b>  | <b>47</b>    | <b>1</b>   | <b>0</b>   | <b>1</b>   | <b>1</b>   | <b>0</b>   |
| Signed as free agent, July 16, 2009. Became free agent, July 1, 2010.  |                |           |              |            |            |            |            |            |
| <b>Caloun, Jan</b>   | <b>1995-99</b> | <b>RW</b> | <b>91/43</b> | <b>13</b>  | <b>8</b>   | <b>3</b>   | <b>11</b>  | <b>0</b>   |
| Selected in fourth round (75th overall) of the 1992 NHL Entry Draft. Traded to Columbus along with a ninth round selection (278th overall) in the 2000 NHL Entry Draft in exchange for future considerations (protection of Evgeni Nabokov in the 2000 NHL Expansion Draft), June 12, 2000.  |                |           |              |            |            |            |            |            |
| <b>Campbell, Brian</b>   | <b>2007-08</b> | <b>D</b>  | <b>51</b>    | <b>20</b>  | <b>3</b>   | <b>16</b>  | <b>19</b>  | <b>8</b>   |
| Acquired from Buffalo, along with a seventh round selection (194th overall, Drew Daniels) in the 2008 NHL Entry Draft, in exchange for Steve Bernier and a first round selection (26th overall) in the 2008 NHL Entry Draft, Feb. 26, 2008. Became a free agent, July 1, 2008.   |                |           |              |            |            |            |            |            |
| <b>Capuano, Dave</b>   | <b>1993-94</b> | <b>C</b>  | <b>27</b>    | <b>4</b>   | <b>0</b>   | <b>1</b>   | <b>1</b>   | <b>0</b>   |
| Acquired from Tampa Bay in exchange for Peter Ahola, June 19, 1993. Traded to Boston in exchange for future considerations, Nov. 5, 1993.  |                |           |              |            |            |            |            |            |
| <b>Carkner, Matt</b>   | <b>2005-06</b> | <b>D</b>  | <b>43</b>    | <b>1</b>   | <b>0</b>   | <b>1</b>   | <b>1</b>   | <b>2</b>   |
| Signed as free agent, June 7, 2001. Became free agent, July 1, 2006.   |                |           |              |            |            |            |            |            |
| <b>Carle, Matthew</b>  | <b>2005-08</b> | <b>D</b>  | <b>18/25</b> | <b>151</b> | <b>16</b>  | <b>47</b>  | <b>63</b>  | <b>70</b>  |
| Selected in the second round (47th overall) in the 2003 NHL Entry Draft. Traded with Ty Wishart, San Jose's first round selection (25th overall) in the 2009 NHL Entry Draft and San Jose's fourth round selection (118th overall) in the 2010 NHL Entry Draft in exchange for Dan Boyle and Brad Lukowich, July 4, 2008.  |                |           |              |            |            |            |            |            |
| <b>Carpenter, Ryan</b>   | <b>2015-17</b> | <b>C</b>  | <b>40</b>    | <b>12</b>  | <b>2</b>   | <b>2</b>   | <b>4</b>   | <b>4</b>   |
| <b>Signed by San Jose as a free agent, March 25, 2014.</b>   |                |           |              |            |            |            |            |            |
| <b>Carter, John</b>  | <b>1991-93</b> | <b>LW</b> | <b>20</b>    | <b>59</b>  | <b>7</b>   | <b>9</b>   | <b>16</b>  | <b>81</b>  |
| Signed as free agent, Aug. 22, 1991. Became free agent, July 1, 1993.  |                |           |              |            |            |            |            |            |
| <b>Cavanagh, Tom</b>   | <b>2007-09</b> | <b>C</b>  | <b>47</b>    | <b>18</b>  | <b>1</b>   | <b>2</b>   | <b>3</b>   | <b>4</b>   |
| Selected in the sixth round (182nd overall) of the 2001 NHL Entry Draft. Became free agent, July 1, 2009.  |                |           |              |            |            |            |            |            |
| <b>Cheechoo, Jonathan</b>  | <b>2002-09</b> | <b>RW</b> | <b>14</b>    | <b>440</b> | <b>165</b> | <b>126</b> | <b>291</b> | <b>304</b> |
| Selected in the second round (29th overall) of the 1998 NHL Entry Draft. Traded to Ottawa, along with Milan Michalek and a second round selection (58th overall) in the 2010 NHL Entry Draft, in exchange for Dany Heatley and a fifth round selection (136th overall, Isaac MacLeod) in the 2010 NHL Entry Draft, Sept. 12, 2009.   |                |           |              |            |            |            |            |            |
| <b>Clowe, Ryane</b>  | <b>2005-13</b> | <b>LW</b> | <b>29</b>    | <b>423</b> | <b>101</b> | <b>170</b> | <b>271</b> | <b>567</b> |
| Selected in the sixth round (175th overall) of the 2001 NHL Entry Draft. Traded to N.Y. Rangers in exchange for a second round selection (49th overall, Gabriel Boudreau) in the 2013 NHL Draft, a third round selection (traded to Phoenix in exchange for Raffi Torres, April 3, 2013) in the 2013 NHL Draft and a fifth round selection (149th overall, Rourke Chartier) in the 2014 NHL Draft, April 2, 2013.  |                |           |              |            |            |            |            |            |
| <b>Colman, Mike</b>  | <b>1991-93</b> | <b>D</b>  | <b>34</b>    | <b>15</b>  | <b>0</b>   | <b>1</b>   | <b>1</b>   | <b>32</b>  |
| Signed as free agent, Sept. 3, 1991.   |                |           |              |            |            |            |            |            |
| <b>Corriveau, Yvon</b>   | <b>1992-93</b> | <b>LW</b> | <b>21/11</b> | <b>20</b>  | <b>3</b>   | <b>7</b>   | <b>10</b>  | <b>0</b>   |
| Acquired from Washington in NHL Waiver Draft, Oct. 4, 1992. Traded to Hartford as the future considerations in Oct. 9, 1992 trade for Michel Picard, Jan. 21, 1993.  |                |           |              |            |            |            |            |            |



Ulf Dahlen

## SHARKS ALL-TIME ROSTER

|   | YEARS          | POS. | NO.   | GP  | G   | A   | PTS | PIM |
|---|----------------|------|-------|-----|-----|-----|-----|-----|
| Courtenay, Ed   | 1991-93        | RW   | 39    | 44  | 7   | 13  | 20  | 10  |
| Acquired from Minnesota in Dispersal Draft, May 30, 1991. Released, Aug. 30, 1994.  |                |      |       |     |     |     |     |     |
| Couture, Logan  | 2009-17        | C    | 39    | 504 | 179 | 197 | 376 | 131 |
| Signed as free agent, July 13, 1998. Became free agent, July 1, 2000. Signed as free agent, Sept. 5, 2001. Became free agent, July 1, 2002.                   |                |      |       |     |     |     |     |     |
| Coxe, Craig   | 1991-92        | LW   | 21    | 10  | 2   | 0   | 2   | 19  |
| Acquired from Vancouver in Expansion Draft, May 30, 1991. Became free agent, Sept. 21, 1992.  |                |      |       |     |     |     |     |     |
| Craig, Mike   | 1998-99, 01-02 | RW   | 26/25 | 3   | 0   | 0   | 0   | 2   |
| Signed as free agent, July 13, 1998. Became free agent, July 1, 2000. Signed as free agent, Sept. 5, 2001. Became free agent, July 1, 2002.                   |                |      |       |     |     |     |     |     |
| Craigwell, Dale   | 1991-94        | C    | 33    | 98  | 11  | 18  | 29  | 28  |
| Selected in 10th round (199th overall) of 1991 NHL Entry Draft. Became free agent, July 1, 1995.  |                |      |       |     |     |     |     |     |
| Craven, Murray  | 1997-00        | LW/C | 32/22 | 129 | 16  | 29  | 45  | 47  |
| Acquired from Chicago in exchange for Petri Varis and a sixth round selection (158th overall) in the 1998 NHL Entry Draft. Contact bought out, Jan. 20, 2000. |                |      |       |     |     |     |     |     |
| Cronin, Shawn   | 1993-95        | D    | 44    | 63  | 0   | 4   | 4   | 137 |
| Acquired from Philadelphia in exchange for future considerations, Aug. 5, 1993. Released, Aug. 1, 1995.   |                |      |       |     |     |     |     |     |

## -D-

|   |         |    |      |     |    |     |     |     |
|---|---------|----|------|-----|----|-----|-----|-----|
| Dahlen, Ulf   | 1993-97 | RW | 22   | 161 | 41 | 52  | 93  | 46  |
| Acquired with a seventh round selection (167th overall, Brad Mehalko) in the 1995 NHL Entry Draft from Dallas in exchange for Mike Lalor and Doug Zmolek, March 19, 1994. Traded with Michal Sykora and Chris Terreri to Chicago in exchange for Ed Belfour, Jan. 25, 1997.   |         |    |      |     |    |     |     |     |
| Damphousse, Vincent   | 1998-04 | C  | 25   | 385 | 92 | 197 | 289 | 316 |
| Acquired from Montreal in exchange for a fifth round selection (145th overall, previously acquired from Phoenix on June 27, 1998) in the 1999 NHL Entry Draft, a first round selection (16th overall) in the 2000 NHL Entry Draft and a second round selection (53rd overall) in the 2001 NHL Entry Draft, March 23, 1999. Became free agent, July 1, 2004. |         |    |      |     |    |     |     |     |
| Darche, Mathieu   | 2006-07 | RW | 49   | 2   | 0  | 0   | 0   | 0   |
| Signed as free agent, July 10, 2006. Became free agent, July 1, 2007.   |         |    |      |     |    |     |     |     |
| Davison, Rob  | 2002-08 | D  | 5/38 | 176 | 2  | 12  | 14  | 238 |
| Selected in the fourth round (98th overall) of the 1998 NHL Entry Draft. Traded to the New York Islanders in exchange for a seventh round selection (186th overall, Jason Demers) in the 2008 NHL Entry Draft, Feb. 26, 2008. Signed as free agent, July 10, 2013. Became a free agent on July 1, 2014.   |         |    |      |     |    |     |     |     |



# SHARKS ALL-TIME ROSTER

|                    | YEARS  | POS. | NO.   | GP  | G  | A   | PTS | PIM |
|--------------------|--|------|-------|-----|----|-----|-----|-----|
| DeMelo, Dylan      | 2015-17  | D    | 74    | 70  | 3  | 9   | 12  | 28  |
|                    | Selected in the sixth round (179th overall) of the 2011 NHL Entry Draft.   |      |       |     |    |     |     |     |
| Demers, Jason      | 2009-14  | D    | 5/60  | 300 | 16 | 82  | 98  | 119 |
|                    | Selected by San Jose in the 2008 NHL Draft (7th round, 186th overall). Traded to Dallas along with a third-round selection in the 2016 NHL Draft (90th overall) in exchange for Brenden Dillon on Nov. 21, 2014.   |      |       |     |    |     |     |     |
| DePalma, Larry     | 1991-93  | LW   | 8     | 20  | 2  | 6   | 8   | 41  |
|                    | Signed as free agent, Aug. 30, 1991. Became free agent, July 1, 1993.  |      |       |     |    |     |     |     |
| Desjardins, Andrew | 2010-15  | C    | 10/69 | 272 | 15 | 33  | 48  | 248 |
|                    | Signed as a free agent, June 26, 2010. Traded to Chicago in exchange for Ben Smith and a conditional draft selection in the 2017 NHL Draft.  |      |       |     |    |     |     |     |
| Dillon, Brenden    | 2014-17  | D    | 4     | 217 | 6  | 24  | 30  | 175 |
|                    | Acquired from Dallas in exchange for Jason Demers and a third round selection (90th overall) in the 2016 NHL Draft.  |      |       |     |    |     |     |     |
| Dimitrakos, Niko   | 2002-04  | RW   | 23    | 134 | 19 | 34  | 53  | 83  |
|                    | Selected in the fifth round (155th overall) of the 1999 NHL Entry Draft. Traded to Philadelphia on March 9, 2006 in exchange for a third round selection (85th overall) in the 2006 NHL Entry Draft. Pick was later traded to Columbus on June 24, 2006, along with a fourth round selection in 2006 (113th overall and the Sharks second round selection [53rd overall] in the 2007 NHL Entry Draft) in exchange for a second round selection in the 2006 NHL Entry Draft (36th overall, Jamie McGinn). |      |       |     |    |     |     |     |
| Dollas, Bobby      | 2000-01  | D    | 2     | 16  | 1  | 1   | 2   | 14  |
|                    | Signed as a free agent, Nov. 4, 2001. Traded along with Johan Hedberg to Pittsburgh in exchange for Jeff Norton, March 12, 2001.   |      |       |     |    |     |     |     |
| Donovan, Shean     | 1994-97  | RW   | 42    | 181 | 25 | 17  | 42  | 109 |
|                    | Selected in second round (28th overall) of 1993 NHL Entry Draft. Traded with a first round selection (12th overall) in the 1998 NHL Entry Draft to Colorado in exchange for Mike Ricci and a second round selection (50th overall) in the 1998 NHL Entry Draft, Nov. 21, 1997. 50th overall selection in 1998 later traded to Buffalo along with Kay Whitmore in exchange for Steve Shields and a fourth round selection (104th overall, Miroslav Zalesak) in the 1998 NHL Entry Draft, June 18, 1998.   |      |       |     |    |     |     |     |
| Donskoi, Joonas    | 2015-17  | RW   | 27    | 137 | 17 | 36  | 53  | 30  |
|                    | Signed by San Jose as a free agent, May 20, 2015.  |      |       |     |    |     |     |     |
| Duchesne, Gaetan   | 1993-95  | LW   | 11    | 117 | 14 | 25  | 39  | 44  |
|                    | Acquired from Dallas in exchange for sixth round selection (132nd overall, Petri Varis — later traded back to San Jose for Dean Evason on June 26, 1993) in the 1993 NHL Entry Draft, June 20, 1993. Traded to Florida in exchange for a sixth round selection (140th, Timo Hakanen) in the 1995 NHL Entry Draft, April 7, 1995.   |      |       |     |    |     |     |     |
| -E-                |  |      |       |     |    |     |     |     |
| Eager, Ben         | 2010-11  | LW   | 55    | 34  | 4  | 3   | 7   | 43  |
|                    | Acquired from Atlanta in exchange for a fifth round selection (148th overall) in the 2011 NHL Entry Draft, Jan. 18, 2011. Became free agent, July 1, 2011.   |      |       |     |    |     |     |     |
| Ehrhoff, Christian | 2003-09  | D    | 10/44 | 341 | 25 | 107 | 132 | 244 |
|                    | Selected in fourth round (108th overall) of the 2001 NHL Entry Draft. Traded to Vancouver, along with D Brad Lukowich, in exchange for D Daniel Rahimi and C Patrick White, Aug. 28, 2009.   |      |       |     |    |     |     |     |
| Ekman, Nils        | 2003-06  | LW   | 28    | 159 | 43 | 69  | 112 | 88  |
|                    | Acquired from N.Y. Rangers in exchange for Chad Wiseman, Aug. 12, 2003. Traded to Pittsburgh along with Patrick Ehelechner for a second round selection (41st overall) in the 2007 NHL Entry Draft, July 20, 2006. 41st overall pick, along with a second round selection in 2008, later traded to Washington in exchange for a first round selection in 2007 (28th overall, Nick Petrecki), June 22, 2007.  |      |       |     |    |     |     |     |
| Elik, Todd         | 1993-95  | C    | 27    | 97  | 32 | 51  | 83  | 107 |
|                    | Acquired via waivers from Edmonton, Oct. 26, 1993. Traded to St. Louis in exchange for Kevin Miller, March 26, 1995.   |      |       |     |    |     |     |     |
| Emmons, Gary       | 1993-94  | C    | 9     | 3   | 1  | 0   | 1   | 0   |
|                    | Signed as a free agent, Oct. 18, 1993. Released, Nov. 1, 1993.   |      |       |     |    |     |     |     |



## SHARKS ALL-TIME ROSTER



Pat Falloon

|                | YEARS   | POS. | NO.   | GP  | G   | A   | PTS | PIM |
|----------------|---|------|-------|-----|-----|-----|-----|-----|
| Errey, Bob     | 1993-95, 96-97  | LW   | 12/22 | 107 | 17  | 36  | 43  | 173 |
|                | Signed as free agent, Aug. 17, 1993. Traded to Detroit in exchange for a fifth round selection (130th overall, Michal Bros) in the 1995 NHL Entry Draft, Feb. 27, 1995. Claimed via waivers from Detroit, Feb. 8, 1997. Became free agent, July 1, 1997.  |      |       |     |     |     |     |     |
| Evans, Kevin   | 1991-92   | LW   | 44    | 5   | 0   | 1   | 1   | 25  |
|                | Acquired from Minnesota in Dispersal Draft, May 30, 1991. Became free agent, July 1, 1992.  |      |       |     |     |     |     |     |
| Evason, Dean   | 1991-93   | C    | 12/8  | 158 | 23  | 34  | 57  | 231 |
|                | Acquired from Hartford in exchange for Dan Keczmer, Oct. 2, 1991. Traded to Dallas in exchange for a sixth round pick (132nd overall, Petri Varis) in the 1993 NHL Entry Draft, June 26, 1993.  |      |       |     |     |     |     |     |
| Ewen, Todd     | 1996-98   | RW   | 36    | 51  | 0   | 2   | 2   | 162 |
|                | Signed as free agent, July 25, 1996. Became free agent, July 1, 1998.   |      |       |     |     |     |     |     |
| -F-            |   |      |       |     |     |     |     |     |
| Fahey, Jim     | 2002-06   | D    | 21    | 79  | 1   | 23  | 24  | 65  |
|                | Selected in the eighth round (212th overall) of the 1998 NHL Entry Draft. Traded to New Jersey along with Alexander Korolyuk for a first round selection (26th overall) in the 2007 NHL Entry Draft and the rights to Vladimir Malakhov, Oct. 1, 2006. 26th overall pick later traded to St. Louis along with Ville Nieminen and Jay Barriball in exchange for RW Bill Guerin, Feb. 27, 2007. |      |       |     |     |     |     |     |
| Falloon, Pat   | 1991-96   | RW   | 17    | 258 | 76  | 86  | 162 | 75  |
|                | Selected in first round (2nd overall) of the 1991 NHL Entry Draft. Traded to Philadelphia in exchange for rights to prospect Martin Spahnel, Philadelphia's fourth round selection (106th overall) in 1996 Entry Draft and Philadelphia's first round selection (24th overall) in the 1996 NHL Entry Draft (all of which were traded immediately to Buffalo for Doug Bodger), Nov. 16, 1995.  |      |       |     |     |     |     |     |
| Fedun, Taylor  | 2014-15   | D    | 43    | 7   | 0   | 4   | 4   | 4   |
|                | Signed as a free agent, July 2, 2014. Became a free agent, July 1, 2015.  |      |       |     |     |     |     |     |
| Fenton, Paul   | 1991-92   | LW   | 22    | 60  | 11  | 4   | 15  | 33  |
|                | Acquired from Hartford in exchange for Mike McHugh, Oct. 18, 1991. Released, July 23, 1992.   |      |       |     |     |     |     |     |
| Ferriero, Benn | 2009-12   | RW   | 78    | 92  | 14  | 8   | 22  | 25  |
|                | Signed as free agent, Sept. 1, 2009. Became free agent, July 1, 2012.   |      |       |     |     |     |     |     |
| Fibiger, Jesse | 2002-03   | D    | 53    | 16  | 0   | 0   | 0   | 2   |
|                | Signed as free agent, Aug. 15, 2001. Became free agent, July 1, 2004.   |      |       |     |     |     |     |     |
| Fraser, Iain   | 1996-97   | C    | 28    | 2   | 0   | 0   | 0   | 2   |
|                | Signed as free agent, Aug. 26, 1996. Became free agent, July 1, 1997.   |      |       |     |     |     |     |     |
| Friesen, Jeff  | 1994-01   | LW/C | 19/39 | 512 | 149 | 201 | 350 | 316 |
|                | Selected in first round (11th overall) of 1994 NHL Entry Draft. Traded to Anaheim, along with Steve Shields and a second round selection (36th overall) in the 2003 NHL Entry Draft in exchange for Teemu Selanne, March 5, 2001.   |      |       |     |     |     |     |     |




## SHARKS ALL-TIME ROSTER

|                   | YEARS   | POS.  | NO.   | GP  | G  | A  | PTS | PIM |
|-------------------|---|-------|-------|-----|----|----|-----|-----|
| -G-               |   |       |       |     |    |    |     |     |
| Gaetz, Link       | 1991-93   | D     | 23    | 48  | 6  | 6  | 12  | 326 |
|                   | Acquired from Minnesota in Dispersal Draft, May 30, 1991. Traded to Edmonton in exchange for a 10th round selection (240th overall, Tomas Pisa) in the 1994 Entry Draft, Sept. 10, 1993.  |       |       |     |    |    |     |     |
| Galiardi, TJ      | 2012-13   | C     | 21/37 | 50  | 6  | 9  | 15  | 20  |
|                   | Acquired from the Colorado Avalanche along with Daniel Winnik and a seventh round selection (207th overall, previously acquired from Anaheim, Emil Galimov) in the 2013 NHL Entry Draft in exchange for Jamie McGinn, Mike Connolly and Michael Sgarbossa, Feb. 27, 2012. Traded to Calgary in exchange for a fourth-round draft selection (106th overall, Adam Helewka) in the 2015 NHL Draft on July 2, 2013.   |       |       |     |    |    |     |     |
| Garpenlov, Johan  | 1991-95   | LW    | 10    | 184 | 46 | 86 | 132 | 90  |
|                   | Acquired from Detroit in exchange for Bob McGill and an eighth round selection (189th overall) in the 1992 NHL Entry Draft, March 10, 1992. Traded to Florida in exchange for fifth round selection in the 1998 NHL Entry Draft (117th overall, traded to Florida in exchange for Dave Lowry, Nov. 14, 1997), March 3, 1995.  |       |       |     |    |    |     |     |
| Gaudreau, Rob     | 1992-95   | RW    | 37    | 143 | 38 | 40 | 78  | 46  |
|                   | Acquired from Minnesota in Dispersal Draft, May 30, 1991. Selected by Ottawa in Waiver Draft, Jan. 18, 1995.  |       |       |     |    |    |     |     |
| Gill, Todd        | 1996-98   | D     | 23    | 143 | 8  | 34 | 42  | 45  |
|                   | Acquired from Toronto in exchange for Jamie Baker and a fifth round draft selection (110th overall) in the 1996 NHL Entry Draft, June 14, 1996. Traded to St. Louis in exchange for Joe Murphy and cash considerations, March 24, 1998.   |       |       |     |    |    |     |     |
| Goc, Marcel       | 2005-09   | C     | 11/57 | 265 | 20 | 34 | 54  | 76  |
|                   | Selected in the first round (20th overall) in the 2001 NHL Entry Draft. Became free agent, July 1, 2009.  |       |       |     |    |    |     |     |
| Goldobin, Nikolay | 2015-17   | LW    | 82    | 11  | 1  | 1  | 2   | 0   |
|                   | Selected in the first round (27th overall) of the 2014 NHL Draft. Traded to Vancouver along with a fourth round selection (112th overall) in the 2017 NHL Draft in exchange for Jannik Hansen, Feb. 28, 2017.   |       |       |     |    |    |     |     |
| Gomez, Scott      | 2012-13   | C     | 23    | 39  | 2  | 13 | 15  | 22  |
|                   | Signed as free agent, Jan. 23, 2013. Became free agent, July 5, 2013.   |       |       |     |    |    |     |     |
| Goodrow, Barclay  | 2014-17   | RW    | 23/89 | 77  | 4  | 12 | 16  | 51h |
|                   | Signed as free agent, March 6, 2014.  |       |       |     |    |    |     |     |
| Gorges, Josh      | 2005-07   | D     | 6     | 96  | 1  | 9  | 10  | 57  |
|                   | Signed as free agent on Sept. 20, 2002. Traded to Montreal along with a first round selection (22nd overall) in the 2007 NHL Entry Draft for Craig Rivet and a fifth round selection (146th overall, Julien Demers) in the 2008 NHL Entry Draft, Feb. 25, 2007.   |       |       |     |    |    |     |     |
| Granato, Tony     | 1996-01   | RW/LW | 21    | 279 | 57 | 42 | 99  | 387 |
|                   | Signed as free agent, Aug. 15, 1996. Retired, Sept. 10, 2001.   |       |       |     |    |    |     |     |
| Graves, Adam      | 2001-03   | LW    | 9     | 163 | 26 | 23 | 49  | 83  |
|                   | Acquired from N.Y. Rangers, along with Rich Pilon and future considerations, in exchange for Mikael Samuelsson and Christian Gosselin and a seventh round draft selection (226th overall) in the 2002 NHL Entry Draft, June 24, 2001. Became free agent, July 1, 2003.  |       |       |     |    |    |     |     |
| Grier, Mike       | 2006-09   | RW    | 25    | 221 | 35 | 43 | 78  | 92  |
|                   | Signed as a free agent, July 3, 2006. Became free agent, July 1, 2009.  |       |       |     |    |    |     |     |
| Guerin, Bill      | 2006-07   | RW    | 13    | 16  | 8  | 1  | 9   | 14  |
|                   | Acquired from St. Louis in exchange for Ville Nieminen, Jay Barriball and a first round selection (26th overall) in the 2007 NHL Entry Draft, Feb. 27, 2007. Became free agent, July 1, 2007.   |       |       |     |    |    |     |     |
| Guolla, Steve     | 1996-99   | LW/C  | 36/17 | 64  | 16 | 11 | 27  | 20  |
|                   | Signed as free agent, Aug. 26, 1996. Traded along with Bill Houlder, Andrei Zyuzin and Shawn Burr to Tampa Bay in exchange for Niklas Sundstrom and a third round selection (74th overall) in the 2000 NHL Entry Draft, Aug. 4, 1999. 74th overall selection in 2000 later traded to Chicago, along with an additional second round selection in 2000 (49th overall) in exchange for a second round selection in 2000 (41st overall, Tero Maatta), June 24, 2000. |       |       |     |    |    |     |     |
| -H-               |   |       |       |     |    |    |     |     |
| Haley, Micheal    | 2014-17   | C     | 38    | 78  | 3  | 10 | 13  | 187 |
|                   | Signed as free agent, July 10, 2014. Became free agent, July 1, 2017.   |       |       |     |    |    |     |     |



## SHARKS ALL-TIME ROSTER



**Tomas Hertl**

|                          | YEARS  | POS.        | NO.               | GP         | G         | A          | PTS        | PIM        |
|--------------------------|--|-------------|-------------------|------------|-----------|------------|------------|------------|
| <b>Hamilton, Freddie</b> | <b>2013-15</b>   | <b>C</b>    | <b>75</b>         | <b>12</b>  | <b>0</b>  | <b>0</b>   | <b>0</b>   | <b>2</b>   |
|                          | Signed as free agent, Aug. 9, 1991. Traded to Vancouver for eighth round selection in the 1992 NHL Entry Draft (189th overall, traded to Detroit along with Bob McGill in exchange for Johan Garpenlov, March 10, 1992), March 9, 1992.  |             |                   |            |           |            |            |            |
| <b>Hammond, Ken</b>      | <b>1991-92</b>   | <b>D</b>    | <b>6</b>          | <b>46</b>  | <b>5</b>  | <b>10</b>  | <b>15</b>  | <b>82</b>  |
|                          | Signed as free agent, July 1, 2011. Traded to Chicago in exchange for a fourth round selection (111th overall) in the 2013 NHL Draft. 111th overall selection in the 2013 NHL Draft later traded to Chicago along with a fifth round selection in the 2014 NHL Draft in exchange for a fourth round selection (117th overall, Fredrik Bergvik) and a fifth round selection (151st overall, Gage Ausmus) in the 2013 NHL Draft. |             |                   |            |           |            |            |            |
| <b>Handzus, Michal</b>   | <b>2011-13</b>   | <b>C</b>    | <b>26</b>         | <b>95</b>  | <b>8</b>  | <b>18</b>  | <b>26</b>  | <b>30</b>  |
|                          | Signed as free agent, July 1, 2007. Acquired from Nashville in exchange for a sixth round selection (171st overall) in the 2013 NHL Draft. Became a free agent July 1, 2015.   |             |                   |            |           |            |            |            |
| <b>Hannan, Scott</b>     | <b>1998-07, 12-15</b>  | <b>D</b>    | <b>27/22/43/6</b> | <b>626</b> | <b>30</b> | <b>116</b> | <b>146</b> | <b>412</b> |
|                          | Selected in the first round (23rd overall) of the 1997 NHL Entry Draft. Became a free agent July 1, 2007. Acquired from Nashville in exchange for a sixth round selection (171st overall) in the 2013 NHL Draft. Became a free agent July 1, 2015.   |             |                   |            |           |            |            |            |
| <b>Hansen, Jannik</b>    | <b>2017</b>  | <b>RW</b>   | <b>36</b>         | <b>15</b>  | <b>2</b>  | <b>5</b>   | <b>7</b>   | <b>7</b>   |
|                          | <b>Acquired from Vancouver on February 28, 2017 in exchange for Nikolay Goldobin and a conditional 4th round pick (112 overall) in the 2017 NHL Draft</b>  |             |                   |            |           |            |            |            |
| <b>Harvey, Todd</b>      | <b>1999-04</b>   | <b>RW/C</b> | <b>13/9</b>       | <b>301</b> | <b>34</b> | <b>49</b>  | <b>83</b>  | <b>335</b> |
|                          | Acquired from N.Y. Rangers, along with a fourth round selection (107th overall, Dimitri Patzold) in the 2001 NHL Entry Draft in exchange for Radek Dvorak (previously acquired from Florida in exchange for Mike Vernon and a third round selection (82nd overall) in the 2000 NHL Entry Draft), Dec. 30, 1999. Became free agent, July 1, 2004.   |             |                   |            |           |            |            |            |
| <b>Havlat, Marty</b>     | <b>2011-14</b>   | <b>RW</b>   | <b>9</b>          | <b>79</b>  | <b>15</b> | <b>30</b>  | <b>45</b>  | <b>52</b>  |
|                          | Acquired from Minnesota in exchange for Dany Heatley, July 3, 2011. Bought out of contract on June 28, 2014.   |             |                   |            |           |            |            |            |
| <b>Hayes, Eriah</b>      | <b>2013-15</b>   | <b>RW</b>   | <b>76</b>         | <b>15</b>  | <b>1</b>  | <b>0</b>   | <b>1</b>   | <b>2</b>   |
|                          | Signed as a free agent, April 5, 2013. Became a free agent July 1, 2015.   |             |                   |            |           |            |            |            |
| <b>Hawgood, Greg</b>     | <b>1996-97</b>   | <b>D</b>    | <b>4</b>          | <b>63</b>  | <b>6</b>  | <b>12</b>  | <b>18</b>  | <b>69</b>  |
|                          | Signed as free agent, Sept. 7, 1996. Became free agent, July 1, 1997.  |             |                   |            |           |            |            |            |
| <b>Heatley, Dany</b>     | <b>2009-11</b>   | <b>RW</b>   | <b>15</b>         | <b>162</b> | <b>65</b> | <b>81</b>  | <b>146</b> | <b>110</b> |
|                          | Acquired from Ottawa, along with a fifth round selection (136th overall, Isaac MacLeod) in the 2010 NHL Entry Draft in exchange for Jonathan Cheechoo, Milan Michalek and a second round selection (58th overall) in the 2010 NHL Entry Draft, Sept. 12, 2009. Traded to Minnesota in exchange for Martin Havlat, July 3, 2011.  |             |                   |            |           |            |            |            |



## SHARKS ALL-TIME ROSTER

|                  | YEARS   | POS. | NO. | GP  | G  | A  | PTS | PIM |
|------------------|---|------|-----|-----|----|----|-----|-----|
| Heed, Tim        | 2016-17   | D    | 72  | 1   | 0  | 0  | 0   | 0   |
|                  | Signed as free agent, May 24, 2016.   |      |     |     |    |    |     |     |
| Heins, Shawn     | 1997-03   | D    | 23  | 81  | 3  | 7  | 10  | 105 |
|                  | Signed as free agent, Jan. 5, 1998. Traded to Pittsburgh in exchange for a fifth round selection (139th overall, Patrick Ehelechner) in the 2003 NHL Entry Draft, Feb. 9, 2003.   |      |     |     |    |    |     |     |
| Helminen, Dwight | 2009-10   | RW   | 36  | 4   | 1  | 0  | 1   | 0   |
|                  | Signed as free agent, July 16, 2009. Became free agent, July 1, 2010.   |      |     |     |    |    |     |     |
| Hertl, Tomas     | 2013-17   | C    | 48  | 249 | 59 | 65 | 124 | 60  |
|                  | Selected in first round (17th overall) of the 2012 NHL Draft.   |      |     |     |    |    |     |     |
| Hicks, Alex      | 1998-99   | LW   | 6   | 4   | 0  | 1  | 1   | 4   |
|                  | Signed as free agent, Sept. 12, 1998. Traded to Florida with a fifth round selection (140th overall) in the 1999 NHL Entry Draft in exchange for Jeff Norton, Nov. 11, 1998.  |      |     |     |    |    |     |     |
| Hrkac, Tony      | 1991-92   | C    | 10  | 22  | 2  | 10 | 12  | 4   |
|                  | Acquired from Quebec for Greg Paslawski, May 30, 1991. Traded to Chicago for a conditional choice in 1993 Entry Draft (sixth round, 154th overall, Fredrik Oduya), Feb. 7, 1992.  |      |     |     |    |    |     |     |
| Houlder, Bill    | 1997-99   | D    | 2   | 158 | 16 | 48 | 64  | 88  |
|                  | Signed as free agent, July 9, 1997. Traded along with Andre Zyuzin, Stephen Guolla and Shawn Burr to Tampa Bay in exchange for Niklas Sundstrom and a third round selection (74th overall) in the 2000 NHL Entry Draft on Aug. 4, 1999. 74th overall selection in 2000 was later traded to Chicago, along with an additional second round selection in 2000 [49th overall] in exchange for a second round selection in 2000 [41st overall, Tero Maatta], June 24, 2000. |      |     |     |    |    |     |     |
| Hunter, Tim      | 1996-97   | RW   | 19  | 46  | 0  | 4  | 4   | 135 |
|                  | Signed as free agent, July 25, 1996. Retired, July 1, 1997.   |      |     |     |    |    |     |     |
| Huskins, Kent    | 2009-11   | D    | 40  | 132 | 5  | 27 | 32  | 59  |
|                  | Acquired from Anaheim along with Travis Moen in exchange for Nick Bonino, Timo Pielmeier and a fourth round selection (108th overall) in the 2012 NHL Entry Draft, March 4, 2009. Became free agent, July 1, 2011.  |      |     |     |    |    |     |     |
| Hyvonen, Hannes  | 2001-02   | RW   | 50  | 6   | 0  | 0  | 0   | 0   |
|                  | Selected by San Jose in the ninth round (257th overall) of the 1999 NHL Entry Draft. Traded to Florida in exchange for a seventh round selection (201st overall, Jonathan Tremblay) in the 2003 NHL Entry Draft, July 16, 2002.   |      |     |     |    |    |     |     |

## -I-J-

|                |   |   |    |     |    |    |    |     |
|----------------|---|---|----|-----|----|----|----|-----|
| Iafrate, Al    | 1996-98   | D | 43 | 59  | 8  | 16 | 24 | 119 |
|                | Acquired from Boston for Jeff Odgers and a fifth round selection in the 1996 NHL Entry Draft (132nd overall, previously acquired from Pittsburgh in exchange for Kevin Miller, March 20, 1996), June 21, 1996. Selected by Nashville in Expansion Draft, June 26, 1998.   |   |    |     |    |    |    |     |
| Iggulden, Mike | 2007-08   | C | 46 | 1   | 0  | 0  | 0  | 0   |
|                | Signed as a free agent, Jan. 16, 2006. Became free agent, July 1, 2008.   |   |    |     |    |    |    |     |
| Irwin, Matt    | 2012-15   | D | 52 | 153 | 16 | 34 | 50 | 63  |
|                | Signed as a free agent March 23, 2010. Became a free agent July 1, 2015.  |   |    |     |    |    |    |     |
| Jakopin, John  | 2002-03   | D | 4  | 12  | 0  | 0  | 0  | 11  |
|                | Signed as a free agent, Sept. 5, 2002. Became free agent, July 1, 2003.   |   |    |     |    |    |    |     |
| Janney, Craig  | 1994-96   | C | 15 | 98  | 18 | 64 | 82 | 36  |
|                | Acquired from St. Louis in exchange for Jeff Norton and a third round selection (55th overall) in the 1997 NHL Entry Draft, March 6, 1995. Traded to Winnipeg in exchange for Darren Turcotte and a second round selection (31st overall) in the 1996 NHL Entry Draft, March 18, 1996. 31st overall selection in 1996 later traded to Chicago, along with an additional 1996 second round selection (46th overall, previously acquired from Detroit on March 16, 1996) in exchange for a 1996 first round selection (21st overall, Marco Sturm), June 22, 1996. |   |    |     |    |    |    |     |
| Jillson, Jeff  | 2001-03   | D | 5  | 74  | 5  | 19 | 24 | 38  |
|                | Selected by San Jose in the first round (14th overall) 1999 NHL Entry Draft. Traded to Boston along with Jeff Hackett in exchange for Kyle McLaren and a fourth round selection (126th overall, Torrey Mitchell) in the 2004 NHL Entry Draft, Jan. 23, 2003. Hackett previously acquired from Montreal in exchange for Niklas Sundstrom and a third round selection (95th overall) in the 2004 NHL Entry Draft.   |   |    |     |    |    |    |     |
| Joslin, Derek  | 2008-11   | D | 65 | 53  | 1  | 6  | 7  | 26  |
|                | Selected by San Jose in the fifth round (149th overall) of the 2005 NHL Entry Draft. Traded to Carolina in exchange for future considerations, Feb. 18, 2011.   |   |    |     |    |    |    |     |





## SHARKS ALL-TIME ROSTER

|                     | YEARS   | POS.  | NO.         | GP  | G  | A  | PTS | PIM |
|---------------------|---|-------|-------------|-----|----|----|-----|-----|
| -K-                 |   |       |             |     |    |    |     |     |
| Karlsson, Melker    | 2014-17   | C     | 68          | 185 | 34 | 31 | 65  | 58  |
|                     | Signed as free agent, May 30, 2014.   |       |             |     |    |    |     |     |
| Kaspar, Lukas       | 2007-09   | LW    | 43          | 16  | 2  | 2  | 4   | 8   |
|                     | Selected in the the first round (22nd overall) of the 2004 NHL Entry Draft. Became free agent, July 1, 2009.  |       |             |     |    |    |     |     |
| Kearns, Bracken     | 2012-14   | C     | 38          | 26  | 3  | 2  | 5   | 6   |
|                     | Signed as free agent, July 2, 2012. Became free agent, July 1, 2014.  |       |             |     |    |    |     |     |
| Kennedy, Tyler      | 2013-15   | RW    | 81          | 92  | 8  | 18 | 26  | 42  |
|                     | Acquired from Pittsburgh in exchange for a second round selection in the 2013 NHL Draft on June 30, 2013. Traded to the NY Islanders in exchange for seventh-round draft selection (210th overall, previously acquired from Tampa Bay and later traded to Vancouver in exchange for Patrick McNally) in the 2015 NHL Draft on March 2, 2015.  |       |             |     |    |    |     |     |
| Kisio, Kelly        | 1991-93   | C     | 11          | 126 | 37 | 78 | 115 | 144 |
|                     | Acquired from Minnesota in exchange for Shane Churla, June 3, 1991. Became free agent, July 1, 1993.  |       |             |     |    |    |     |     |
| Kolstad, Dean       | 1991-93   | D     | 29          | 10  | 0  | 2  | 2   | 12  |
|                     | Acquired from Minnesota in Dispersal Draft, May 30, 1991. Became free agent, July 1, 1993.  |       |             |     |    |    |     |     |
| Korolyuk, Alexander | 1997-06   | LW/RW | 94/27/15/48 | 296 | 62 | 80 | 142 | 140 |
|                     | Selected in sixth round (141st overall) of the 1994 NHL Entry Draft. Selected in sixth round (141st overall) of the 1994 NHL Entry Draft. Traded to New Jersey, along with Jim Fahey, in exchange for Vladimir Malakhov and a first round selection (26th overall, later traded to St. Louis) in the 2007 NHL Entry Draft, Oct. 1, 2006.  |       |             |     |    |    |     |     |
| Kozlov, Viktor      | 1994-97   | C/LW  | 25/47       | 174 | 29 | 40 | 69  | 50  |
|                     | Selected in first round (sixth overall) of the 1993 NHL Entry Draft. Traded to Florida in exchange for a first round selection in the 1998 NHL Entry Draft, Nov. 14, 1997. Tampa Bay later acquired the right to swap 1998 first round picks with San Jose, along with Andrei Zyuzin, in exchange for Bryan Marchment and David Shaw on March 24, 1998. Florida won the 1998 NHL Lottery and the first round draft selection acquired by San Jose from Florida became first overall, which Tampa swapped with San Jose for the second overall pick in 1998. San Jose then traded the 1998 second overall pick to Nashville, along with a 1998 third round selection (85th overall [previously acquired from New Jersey, in exchange for Vlastimil Kroupa, Aug. 22, 1997]) in exchange for the 1998 third overall selection (Brad Stuart) and a second round selection (29th overall, Jonathan Cheechoo) in the 1998 NHL Entry Draft, June 27, 1998. |       |             |     |    |    |     |     |
| Kraft, Ryan         | 2002-03   | C     | 41          | 7   | 0  | 1  | 1   | 0   |
|                     | Selected in the eighth round (194th overall) of the 1995 NHL Entry Draft. Became free agent, July 1, 1998. Signed as free agent, Aug. 11, 2000. Became free agent, July 1, 2003.  |       |             |     |    |    |     |     |
| Kravets, Mikhail    | 1991-93   | RW    | 7/40        | 2   | 0  | 0  | 0   | 0   |
|                     | Selected in 12th round (243rd overall) of 1991 NHL Entry Draft. Became free agent, July 1, 1994.  |       |             |     |    |    |     |     |
| Kroupa, Vlastimil   | 1993-97   | D     | 44/26       | 103 | 4  | 18 | 22  | 66  |
|                     | Selected in second round (45th overall) of 1993 NHL Entry Draft. Traded to New Jersey in exchange for a third round selection (85th overall) in the 1998 NHL Entry Draft, Aug. 22, 1997. 85th overall selection in 1998 later traded to Nashville, along with a first round selection in the 1998 NHL Entry Draft (second overall), in exchange for a first round selection in the 1998 NHL Entry Draft (third overall, Brad Stuart) and a second round selection in the 1998 NHL Entry Draft (29th overall, Jonathan Cheechoo), June 27, 1998.   |       |             |     |    |    |     |     |
| Kruse, Paul         | 2000-01   | LW    | 29          | 1   | 0  | 0  | 0   | 5   |
|                     | Signed as free agent, Sept. 10, 2000. Became free agent, July 1, 2001.  |       |             |     |    |    |     |     |
| Kyte, Jim           | 1994-96   | D     | 2           | 75  | 3  | 12 | 15  | 179 |
|                     | Signed as free agent, March 30, 1995. Became free agent, July 1, 1996.  |       |             |     |    |    |     |     |
| -L-                 |   |       |             |     |    |    |     |     |
| Labanc, Kevin       | 2016-17   | RW    | 62          | 55  | 8  | 12 | 20  | 22  |
|                     | Selected in the 6th round (171st overall) of the 2014 NHL Draft.  |       |             |     |    |    |     |     |
| Lalor, Mike         | 1993-94   | D     | 5/18        | 23  | 0  | 2  | 2   | 8   |
|                     | Signed as free agent, Aug. 16, 1993. Traded to Dallas with Doug Zmolek in exchange for Ulf Dahlen, March 19, 1994.  |       |             |     |    |    |     |     |
| Langfeld, Josh      | 2005-06   | RW    | 24          | 39  | 2  | 9  | 11  | 16  |
|                     | Signed as a free agent, Sept. 12, 2005. Claimed on waivers by Boston, Jan. 31, 2006.  |       |             |     |    |    |     |     |



Bryan Marchment

## SHARKS ALL-TIME ROSTER

|   | YEARS   | POS. | NO.    | GP  | G  | A  | PTS | PIM |
|---|---------|------|--------|-----|----|----|-----|-----|
| Lappin, Peter   | 1991-92 | RW   | 26     | 1   | 0  | 0  | 0   | 0   |
| Acquired from Minnesota in Dispersal Draft, May 30, 1991. Became free agent, Sept. 1, 1992.   |         |      |        |     |    |    |     |     |
| Larionov, Igor  | 1993-95 | C    | 7      | 97  | 23 | 59 | 82  | 54  |
| Acquired from Vancouver in 1992 NHL Waiver Draft. Traded to Detroit in exchange for Ray Sheppard, Oct. 24, 1995.  |         |      |        |     |    |    |     |     |
| Lawton, Brian   | 1991-93 | C    | 9      | 80  | 17 | 30 | 47  | 54  |
| Signed as free agent, Aug. 9, 1991. Traded to New Jersey in exchange for future considerations, Jan. 26, 1993.  |         |      |        |     |    |    |     |     |
| Leach, Jay  | 2009-11 | D    | 28     | 28  | 1  | 1  | 2   | 20  |
| Claimed off waivers from Montreal, Dec. 1, 2009. Traded to New Jersey along with Steven Zalewski in exchange for Patrick Davis and Mike Swift, Feb. 9, 2011.  |         |      |        |     |    |    |     |     |
| Lemieux, Claude   | 2008-09 | RW   | 32     | 18  | 0  | 1  | 1   | 21  |
| Signed as free agent, Dec. 28, 2008. Retired, July 8, 2009.   |         |      |        |     |    |    |     |     |
| Lerg, Bryan   | 2014-15 | C    | 42, 11 | 8   | 1  | 0  | 1   | 0   |
| Signed by San Jose as a free agent, July 10, 2014. Became a free agent, July 1, 2016.   |         |      |        |     |    |    |     |     |
| Lessard, Rick   | 1991-92 | D    | 13     | 8   | 0  | 2  | 2   | 16  |
| Acquired from Calgary in Expansion Draft, May 30, 1991. Traded to Vancouver for Robin Bawa, Dec. 15, 1992.  |         |      |        |     |    |    |     |     |
| LiPuma, Chris   | 1996-97 | D    | 26     | 8   | 0  | 0  | 0   | 22  |
| Signed as free agent, Aug. 26, 1996. Became free agent, July 1, 1997.   |         |      |        |     |    |    |     |     |
| Lindsay, Bill   | 2000-01 | LW   | 12     | 16  | 0  | 4  | 4   | 29  |
| Acquired from Calgary in exchange for an eighth round selection in the 2001 NHL Entry Draft (233rd overall, previously acquired from Minnesota along with future considerations [protection of Evgeni Nabokov in the 2000 NHL Expansion Draft] in exchange for Andy Sutton, a seventh round selection [214th overall] in the 2000 NHL Entry Draft and a third round selection [85th overall] in the 2001 NHL Entry Draft on June 12, 2000), March 6, 2001. Became free agent, July 1, 2001. |         |      |        |     |    |    |     |     |
| Lowry, Dave   | 1997-00 | LW   | 26/15  | 143 | 11 | 17 | 28  | 93  |
| Acquired from Florida in exchange for fifth round selection in the 1998 NHL Entry Draft (117th overall, previously acquired from Florida in exchange for Johan Garpenlov, March 3, 1995), Nov. 13, 1997. Became free agent, July 1, 2000.   |         |      |        |     |    |    |     |     |
| Loyns, Lynn   | 2002-04 | LW/C | 26     | 21  | 3  | 0  | 3   | 19  |
| Signed as free agent, Oct. 3, 2001. Traded to Calgary in exchange for a fifth round selection (152nd overall, traded to Florida on June 27, 2004) in the 2004 NHL Entry Draft and future considerations, Jan. 9, 2004.  |         |      |        |     |    |    |     |     |



## SHARKS ALL-TIME ROSTER

|   | YEARS                | POS.         | NO.          | GP          | G          | A          | PTS         | PIM        |
|---|----------------------|--------------|--------------|-------------|------------|------------|-------------|------------|
| <b>Lukowich, Brad</b>   | <b>2008-09</b>       | <b>D</b>     | <b>37</b>    | <b>58</b>   | <b>0</b>   | <b>8</b>   | <b>8</b>    | <b>12</b>  |
| Acquired from Tampa Bay along with Dan Boyle in exchange for Matt Carle, Ty Wishart, a first round selection in the 2009 NHL Entry Draft (26th overall) and a fourth round selection (118th overall) in the 2010 NHL Entry Draft on July 4, 2008. Traded to Vancouver, along with D Christian Ehrhoff, in exchange for D Daniel Rahimi and C Patrick White, Aug. 28, 2009.  |                      |              |              |             |            |            |             |            |
| <b>-M-</b>  |                      |              |              |             |            |            |             |            |
| <b>MacLean, John</b>  | <b>1997-98</b>       | <b>RW</b>    | <b>15</b>    | <b>51</b>   | <b>13</b>  | <b>19</b>  | <b>32</b>   | <b>28</b>  |
| Acquired with Ken Sutton from New Jersey in exchange for Doug Bodger and Dody Wood, Dec. 7, 1997. Became free agent, July 1, 1998.  |                      |              |              |             |            |            |             |            |
| <b>MacLeod, Pat</b>   | <b>1991-93</b>       | <b>D</b>     | <b>38</b>    | <b>50</b>   | <b>5</b>   | <b>12</b>  | <b>17</b>   | <b>14</b>  |
| Acquired from Minnesota in Dispersal Draft, May 30, 1991. Became free agent, July 1, 1993.  |                      |              |              |             |            |            |             |            |
| <b>Makarov, Sergei</b>  | <b>1993-95</b>       | <b>RW</b>    | <b>24</b>    | <b>123</b>  | <b>40</b>  | <b>52</b>  | <b>92</b>   | <b>118</b> |
| Acquired from Hartford as future considerations of June 26, 1993 trade, Aug. 6, 1993. Removed from NHL roster, Sept. 30, 1995.  |                      |              |              |             |            |            |             |            |
| <b>Maley, David</b>   | <b>1992-94</b>       | <b>LW</b>    | <b>25</b>    | <b>62</b>   | <b>1</b>   | <b>6</b>   | <b>7</b>    | <b>156</b> |
| Claimed off waivers from Edmonton, Jan. 1, 1993. Traded to N.Y. Islanders in exchange for future considerations, Jan. 24, 1994.   |                      |              |              |             |            |            |             |            |
| <b>Malhotra, Manny</b>  | <b>2009-10</b>       | <b>C</b>     | <b>27</b>    | <b>71</b>   | <b>14</b>  | <b>19</b>  | <b>33</b>   | <b>41</b>  |
| Signed as free agent, Sept. 23, 2009. Became free agent, July 1, 2010.  |                      |              |              |             |            |            |             |            |
| <b>Marchment, Bryan</b>   | <b>1997-03</b>       | <b>D</b>     | <b>27</b>    | <b>334</b>  | <b>15</b>  | <b>53</b>  | <b>66</b>   | <b>706</b> |
| Acquired with David Shaw in exchange for Andrei Nazarov and Tampa Bay's option to swap first round picks in the 1998 NHL Entry Draft, March 24, 1998. Traded to Colorado in exchange for third (97th overall) and fifth round (163rd overall) selections in the 2003 NHL Entry Draft, March 8, 2003. 97th overall selection in 2003 traded to Calgary, along with a fifth round selection (143rd overall) and a sixth round selection (173rd overall) in the 2003 NHL Entry Draft in exchange for a second round selection (47th overall, Matthew Carle) in the 2003 NHL Entry Draft on June 21, 2003. 163rd overall selection in 2003 NHL Entry Draft traded back to Colorado in exchange for Scott Parker, June 21, 2003. |                      |              |              |             |            |            |             |            |
| <b>Marleau, Patrick</b>   | <b>1997-17</b>       | <b>LW/C</b>  | <b>12/14</b> | <b>1493</b> | <b>508</b> | <b>574</b> | <b>1082</b> | <b>459</b> |
| Selected in the first round (2nd overall) of the 1997 NHL Draft. Became free agent, July 1, 2017.   |                      |              |              |             |            |            |             |            |
| <b>Marshall, Jason</b>  | <b>2003-04</b>       | <b>D</b>     | <b>6</b>     | <b>12</b>   | <b>0</b>   | <b>2</b>   | <b>2</b>    | <b>8</b>   |
| Acquired from Minnesota in exchange for fifth round selection (161st overall) in 2004 NHL Entry Draft, March 3, 2004. Became free agent, July 1, 2004.  |                      |              |              |             |            |            |             |            |
| <b>Martin, Paul</b>   | <b>2015-17</b>       | <b>D</b>     | <b>7</b>     | <b>159</b>  | <b>7</b>   | <b>39</b>  | <b>46</b>   | <b>42</b>  |
| <b>Signed by San Jose as a free agent, July 1, 2015.</b>  |                      |              |              |             |            |            |             |            |
| <b>Mashinter, Brandon</b>   | <b>2010-12</b>       | <b>LW</b>    | <b>72</b>    | <b>13</b>   | <b>0</b>   | <b>0</b>   | <b>0</b>    | <b>17</b>  |
| Signed as a free agent, March 3, 2009. Traded to the NY Rangers in exchange for Tommy Grant and a sixth-round selection (179th overall, later traded to Chicago along with the 20th overall selection in exchange for the 27th selection, Nikolay Goldobin, and the 62nd selection, which was traded to Nashville in exchange for the 72nd selection, Alex Schoenborn, and the 102nd selection, Alexis Vanier) on June 28, 2014. <b>Signed as a free agent, Sept. 11, 2017.</b>   |                      |              |              |             |            |            |             |            |
| <b>Matteau, Stephane</b>  | <b>1997-02</b>       | <b>RW/LW</b> | <b>32/37</b> | <b>345</b>  | <b>55</b>  | <b>64</b>  | <b>119</b>  | <b>241</b> |
| Acquired from St. Louis in exchange for Darren Turcotte, July 25, 1997. Became free agent, July 1, 2002.  |                      |              |              |             |            |            |             |            |
| <b>Mayers, Jamal</b>  | <b>2010-11</b>       | <b>RW</b>    | <b>10</b>    | <b>78</b>   | <b>3</b>   | <b>11</b>  | <b>14</b>   | <b>124</b> |
| Signed as free agent, Aug. 4, 2010. Became free agent, July 1, 2011.  |                      |              |              |             |            |            |             |            |
| <b>McCarthy, John</b>   | <b>2009-14, 2015</b> | <b>LW</b>    | <b>43/17</b> | <b>88</b>   | <b>3</b>   | <b>3</b>   | <b>6</b>    | <b>22</b>  |
| Selected in the seventh round (202nd overall) of the 2006 NHL Entry Draft. Became free agent, July 1, 2014. Signed as free agent July 2, 2015.  |                      |              |              |             |            |            |             |            |
| <b>McCauley, Alyn</b>   | <b>2002-06</b>       | <b>C/LW</b>  | <b>10</b>    | <b>174</b>  | <b>35</b>  | <b>48</b>  | <b>83</b>   | <b>62</b>  |
| Acquired from Toronto along with Brad Boyes and a first round selection (21st overall) in the 2003 NHL Entry Draft in exchange for Owen Nolan, March 5, 2003. 21st overall selection in 2003 later traded to Boston, along with a second round selection (66th overall) and a fourth round selection (107th overall) in the 2003 NHL Entry Draft in exchange for a first round selection (16th overall, Steve Bernier) in the 2003 NHL Entry Draft, June 21, 2003. Became a free agent, July 1, 2006.   |                      |              |              |             |            |            |             |            |
| <b>McDonough, Hubie</b>   | <b>1992-93</b>       | <b>C</b>     | <b>27</b>    | <b>30</b>   | <b>6</b>   | <b>2</b>   | <b>8</b>    | <b>6</b>   |
| Acquired from N.Y. Islanders in exchange for cash considerations, Aug. 31, 1992. Became free agent, June 10, 1993.  |                      |              |              |             |            |            |             |            |



Joe Murphy

## SHARKS ALL-TIME ROSTER

|                 | YEARS  | POS. | NO.   | GP  | G  | A  | PTS | PIM |
|-----------------|--|------|-------|-----|----|----|-----|-----|
| McGill, Bob     | 1991-92  | D    | 25    | 62  | 3  | 1  | 4   | 70  |
|                 | Acquired from Chicago in Expansion Draft, May 30, 1991. Traded to Detroit, along with an eighth round draft selection (189th overall) in the 1992 NHL Entry Draft in exchange for Johan Garpenlov, March 10, 1992.   |      |       |     |    |    |     |     |
| McGillis, Dan   | 2002-03  | D    | 3     | 37  | 3  | 13 | 16  | 30  |
|                 | Acquired from Philadelphia in exchange for Marcus Ragnarsson, Dec. 6, 2001. Traded to Boston in exchange for a second round selection (50th overall) in the 2003 NHL Entry Draft, March 11, 2003. 50th overall selection in 2003 later traded to the N.Y. Rangers, along with a third round selection in the 2003 NHL Entry Draft (75th overall), in exchange for a second round selection (43rd overall, Joshua Hennessy) in the 2003 NHL Entry Draft, June 21, 2003. |      |       |     |    |    |     |     |
| McGinn, Jamie   | 2008-12  | LW   | 64    | 204 | 27 | 22 | 49  | 99  |
|                 | Selected in second round (36th overall) of the 2006 NHL Entry Draft. Traded to Colorado along with Mike Connolly and Michael Sgarbossa in exchange for Daniel Winnik, TJ Galiardi and a seventh round selection (207th overall, Emil Galimov) in the 2013 NHL Entry Draft, Feb. 27, 2012.  |      |       |     |    |    |     |     |
| McGinn, Tye     | 2014-15  | LW   | 25    | 33  | 1  | 4  | 5   | 11  |
|                 | Acquired from Philadelphia in exchange for a third round selection (70th overall) in the 2015 NHL Draft. Claimed off of waivers by Arizona on March 2, 2015.   |      |       |     |    |    |     |     |
| McHugh, Mike    | 1991-92  | LW   | 22    | 8   | 1  | 0  | 1   | 14  |
|                 | Acquired from Minnesota in Dispersal Draft, May 30, 1991. Traded to Hartford in exchange for Paul Fenton, Oct. 18, 1991.   |      |       |     |    |    |     |     |
| McLaren, Frazer | 2009-13  | LW   | 68/38 | 40  | 1  | 5  | 6   | 85  |
|                 | Selected in the seventh round (203rd overall) of the 2007 NHL Entry Draft. Claimed by Toronto via waivers, Jan. 31, 2013. Signed as a free agent, Aug. 24, 2015. Became a free agent, July 1, 2016.  |      |       |     |    |    |     |     |
| McLaren, Kyle   | 2002-08  | D    | 4     | 302 | 12 | 71 | 83  | 301 |
|                 | Acquired from Boston along with a fourth round selection (126th overall, Torrey Mitchell) in the 2004 NHL Entry Draft in exchange for Jeff Jillson and Jeff Hackett, Jan. 23, 2003. Hackett was previously acquired from Montreal on Jan. 23, 2003 in exchange for Niklas Sundstrom and a third round selection (95th overall) in the 2004 NHL Entry Draft. Became free agent, July 1, 2009.   |      |       |     |    |    |     |     |
| McLean, Jeff    | 1993-94  | C    | 43    | 6   | 1  | 0  | 1   | 0   |
|                 | Selected by San Jose in 1991 Supplemental Draft (first overall). Became free agent, July 1, 1994.  |      |       |     |    |    |     |     |
| McSorley, Marty | 1996-98  | D    | 33    | 113 | 6  | 22 | 28  | 326 |
|                 | Acquired from N.Y. Rangers in exchange for Jayson More, Brian Swanson and a fourth round selection in the 1997 NHL Entry Draft (82nd overall), Aug. 20, 1996. Became free agent, July 1, 1998.   |      |       |     |    |    |     |     |
| Meier, Timo     | 2016-17  | RW   | 28    | 34  | 3  | 3  | 6   | 10  |
|                 | Selected in the 1st round (9th overall) of the 2015 NHL Draft.   |      |       |     |    |    |     |     |



## SHARKS ALL-TIME ROSTER

|                         | YEARS   | POS.         | NO.         | GP         | G         | A          | PTS        | PIM        |
|-------------------------|---|--------------|-------------|------------|-----------|------------|------------|------------|
| <b>Michalek, Milan</b>  | <b>2003-09</b>  | <b>LW</b>    | <b>9</b>    | <b>317</b> | <b>91</b> | <b>123</b> | <b>214</b> | <b>184</b> |
|                         | Selected in first round (sixth overall) of the 2003 NHL Entry Draft. Traded to Ottawa, along with RW Jonathan Cheechoo and a second round selection (58th overall) in the 2010 NHL Entry draft, in exchange for LW Dany Heatley and a fifth round selection (136th overall, Isaac MacLeod) in the 2010 NHL Entry Draft, Sept. 12, 2009.   |              |             |            |           |            |            |            |
| <b>Miller, Kevin</b>    | <b>1994-96</b>  | <b>RW/LW</b> | <b>8/12</b> | <b>89</b>  | <b>28</b> | <b>27</b>  | <b>55</b>  | <b>54</b>  |
|                         | Acquired from St. Louis in exchange for Todd Elik, March 23, 1995. Traded to Pittsburgh in exchange for a fifth round selection in the 1996 NHL Entry Draft (132nd overall, traded to Boston with Jeff Odgers in exchange for Al Iafrate on June 21, 1996), March 20, 1996.   |              |             |            |           |            |            |            |
| <b>Miller, Kip</b>      | <b>1993-94</b>  | <b>C</b>     | <b>20</b>   | <b>11</b>  | <b>2</b>  | <b>2</b>   | <b>4</b>   | <b>6</b>   |
|                         | Signed as free agent, Aug. 10, 1993. Became free agent July 1, 1994.  |              |             |            |           |            |            |            |
| <b>Mitchell, Torrey</b> | <b>2007-12</b>  | <b>C</b>     | <b>17</b>   | <b>280</b> | <b>30</b> | <b>43</b>  | <b>73</b>  | <b>152</b> |
|                         | Selected by San Jose in the fourth round (126th overall) of the 2004 NHL Entry Draft. Became free agent, July 1, 2012.  |              |             |            |           |            |            |            |
| <b>Moen, Travis</b>     | <b>2008-09</b>  | <b>LW</b>    | <b>24</b>   | <b>19</b>  | <b>3</b>  | <b>2</b>   | <b>5</b>   | <b>14</b>  |
|                         | Acquired from Anaheim along with Kent Huskins in exchange for Nick Bonino, Timo Pielmeier and a fourth round selection (108th overall) in the 2012 NHL Draft, March 4, 2009. Became free agent, July 1, 2009.   |              |             |            |           |            |            |            |
| <b>Montgomery, Jim</b>  | <b>2000-01</b>  | <b>C</b>     | <b>26</b>   | <b>28</b>  | <b>1</b>  | <b>6</b>   | <b>7</b>   | <b>19</b>  |
|                         | Signed as free agent, Aug. 14, 2000. Became free agent, July 1, 2001.   |              |             |            |           |            |            |            |
| <b>Moore, Dominic</b>   | <b>2012</b>   | <b>C</b>     | <b>18</b>   | <b>23</b>  | <b>0</b>  | <b>6</b>   | <b>6</b>   | <b>6</b>   |
|                         | Acquired from Tampa Bay along with a seventh round selection (191st overall) in the 2012 NHL Draft in exchange for a second round selection (37th overall, previously acquired from Minnesota), Feb. 16, 2012. 191st selection later traded with a fourth round selection (111th overall) in 2013 to Chicago in exchange for a fourth round selection (109th overall, Christophe Lalancette) in the 2012 NHL Draft. Became free agent, July 1, 2012.  |              |             |            |           |            |            |            |
| <b>Moore, Mike</b>      | <b>2010-12</b>  | <b>D</b>     | <b>55</b>   | <b>6</b>   | <b>1</b>  | <b>0</b>   | <b>1</b>   | <b>7</b>   |
|                         | Signed as free agent, April 8, 2010. Became free agent, July 1, 2012.   |              |             |            |           |            |            |            |
| <b>More, Jay</b>        | <b>1991-96</b>  | <b>D</b>     | <b>4</b>    | <b>287</b> | <b>12</b> | <b>38</b>  | <b>50</b>  | <b>545</b> |
|                         | Acquired from Montreal in Expansion Draft, May 30, 1991. Traded with Brian Swanson and a fourth round selection (82nd overall) in the 1997 NHL Entry Draft to N.Y. Rangers for Marty McSorley, Aug. 20, 1996.   |              |             |            |           |            |            |            |
| <b>Morris, Jon</b>      | <b>1992-93</b>  | <b>C</b>     | <b>9</b>    | <b>13</b>  | <b>0</b>  | <b>3</b>   | <b>3</b>   | <b>6</b>   |
|                         | Claimed via waivers from New Jersey, March 13, 1993. Traded to Boston in exchange for future considerations, Oct. 29, 1993.   |              |             |            |           |            |            |            |
| <b>Mueller, Mirco</b>   | <b>2014-17</b>  | <b>D</b>     | <b>41</b>   | <b>54</b>  | <b>2</b>  | <b>4</b>   | <b>6</b>   | <b>17</b>  |
|                         | Selected in the first round (18th overall) of the 2013 NHL Draft. Traded to New Jersey along with a fifth round selection (143rd overall) in the 2017 NHL Draft in exchange for a second round selection (49th overall, Mario Ferraro) and a fourth round draft selection (123rd overall, traded to NY Rangers along with sixth round selection (174th overall) in exchange for a fourth round selection (102nd overall, Scott Reedy), June 17, 2017. |              |             |            |           |            |            |            |
| <b>Mullen, Brian</b>    | <b>1991-92</b>  | <b>LW</b>    | <b>19</b>   | <b>72</b>  | <b>18</b> | <b>28</b>  | <b>46</b>  | <b>66</b>  |
|                         | Acquired from N.Y. Rangers in exchange for Tim Kerr, May 30, 1991. Traded to N.Y. Islanders in exchange for rights to Marcus Thuresson, Aug. 24, 1992.  |              |             |            |           |            |            |            |
| <b>Murphy, Joe</b>      | <b>1997-99</b>  | <b>RW</b>    | <b>17</b>   | <b>86</b>  | <b>30</b> | <b>27</b>  | <b>57</b>  | <b>87</b>  |
|                         | Acquired with cash considerations from St. Louis in exchange for Todd Gill, March 24, 1998. Became free agent, July 1, 1999.  |              |             |            |           |            |            |            |
| <b>Murray, Andrew</b>   | <b>2011-12</b>  | <b>LW</b>    | <b>28</b>   | <b>39</b>  | <b>1</b>  | <b>3</b>   | <b>4</b>   | <b>4</b>   |
|                         | Signed as a free agent, July 19, 2011. Traded with a seventh round selection in the 2014 NHL Draft to Detroit in exchange for Brad Stuart, June 10, 2012.   |              |             |            |           |            |            |            |
| <b>Murray, Douglas</b>  | <b>2005-13</b>  | <b>D</b>     | <b>3/41</b> | <b>451</b> | <b>6</b>  | <b>53</b>  | <b>59</b>  | <b>361</b> |
|                         | Selected in the eighth round (241st overall) in the 1999 NHL Entry Draft. Traded to Pittsburgh in exchange for a second-round selection (58th overall, later traded along with the 20th selection to Detroit in exchange for the 18th selection, Mirco Mueller, on June 30, 2013) in the 2013 NHL Draft and a second-round selection (46th overall, Julius Bergman) in the 2014 NHL Draft on March 25, 2013.  |              |             |            |           |            |            |            |
| <b>Myhres, Brantt</b>   | <b>1998-00</b>  | <b>RW</b>    | <b>33</b>   | <b>43</b>  | <b>1</b>  | <b>1</b>   | <b>2</b>   | <b>213</b> |
|                         | Signed as free agent, Sept. 11, 1998. Became free agent, July 1, 2000.  |              |             |            |           |            |            |            |



Tom Preissing

## SHARKS ALL-TIME ROSTER

|  | YEARS                        | POS.      | NO.          | GP         | G          | A          | PTS        | PIM        |
|--|------------------------------|-----------|--------------|------------|------------|------------|------------|------------|
| -N-O-  |                              |           |              |            |            |            |            |            |
| <b>Nazarov, Andrei</b>   | <b>1993-98</b>               | <b>LW</b> | <b>62/23</b> | <b>169</b> | <b>23</b>  | <b>28</b>  | <b>51</b>  | <b>490</b> |
| Selected in first round (10th overall) of the 1992 NHL Entry Draft. Traded to Tampa Bay with the option to swap first round selections with San Jose in the 1998 NHL Entry Draft in exchange for Bryan Marchment and David Shaw, March 24, 1998.   |                              |           |              |            |            |            |            |            |
| <b>Nichol, Scott</b>   | <b>2009-11</b>               | <b>C</b>  | <b>21</b>    | <b>135</b> | <b>8</b>   | <b>18</b>  | <b>26</b>  | <b>122</b> |
| Signed as free agent, July 15, 2009. Became free agent, July 1, 2011.  |                              |           |              |            |            |            |            |            |
| <b>Nicholls, Bernie</b>  | <b>1996-98</b>               | <b>C</b>  | <b>9</b>     | <b>135</b> | <b>18</b>  | <b>57</b>  | <b>75</b>  | <b>93</b>  |
| Signed as free agent, July 30, 1996. Retired, Nov. 22, 1998.   |                              |           |              |            |            |            |            |            |
| <b>Nieminen, Ville</b>   | <b>2005-07</b>               | <b>LW</b> | <b>15</b>    | <b>52</b>  | <b>4</b>   | <b>5</b>   | <b>9</b>   | <b>24</b>  |
| Acquired from New York Rangers in exchange for a third round selection (83rd overall) in the 2006 NHL Entry Draft, March 8, 2006. Traded to St. Louis along with Jay Barriball and a first round selection (26th overall) in the 2007 NHL Entry Draft in exchange for Bill Guerin, Feb. 27, 2007.  |                              |           |              |            |            |            |            |            |
| <b>Nieto, Matt</b>   | <b>2013-17</b>               | <b>LW</b> | <b>83</b>    | <b>221</b> | <b>28</b>  | <b>42</b>  | <b>70</b>  | <b>50</b>  |
| Selected in second round (47th overall) of the 2011 NHL Draft. Claimed off of waivers by Colorado, Jan. 5, 2017.   |                              |           |              |            |            |            |            |            |
| <b>Nolan, Owen</b>   | <b>1995-03</b>               | <b>RW</b> | <b>11</b>    | <b>568</b> | <b>206</b> | <b>245</b> | <b>451</b> | <b>934</b> |
| Acquired from Colorado in exchange for Sandis Ozolinsh, Oct. 26, 1995. Traded to Toronto in exchange for Alyn McCauley, Brad Boyes and a first round selection (21st overall) in the 2003 NHL Entry Draft, March 5, 2003. 21st overall selection in 2003 later traded to Boston, along with a second round selection (66th overall) and a fourth round selection (107th overall) in the 2003 NHL Entry Draft in exchange for a first round selection (16th overall, Steve Bernier) in the 2003 NHL Entry Draft, June 21, 2003.   |                              |           |              |            |            |            |            |            |
| <b>Norton, Jeff</b>  | <b>1993-95, 98-00, 00-01</b> | <b>D</b>  | <b>5/8</b>   | <b>225</b> | <b>12</b>  | <b>81</b>  | <b>91</b>  | <b>74</b>  |
| Acquired from N.Y. Islanders in exchange for a third round selection (63rd overall) in the 1994 NHL Entry Draft, June 20, 1993. Traded to St. Louis along with a third round selection (55th overall) in the 1997 NHL Entry Draft in exchange for Craig Janney, March 6, 1995. Acquired from Florida in exchange for Alex Hicks and a fifth round selection (140th overall) in the 1999 NHL Entry Draft, Nov. 11, 1998. Became free agent, July 1, 2000. Acquired from Pittsburgh in exchange for Bobby Dollas and Johan Hedberg, March 12, 2001. Became free agent, July 1, 2001. |                              |           |              |            |            |            |            |            |



## SHARKS ALL-TIME ROSTER

|                  | YEARS  | POS. | NO.   | GP  | G   | A   | PTS | PIM  |
|------------------|--|------|-------|-----|-----|-----|-----|------|
| Odgers, Jeff     | 1991-96  | RW   | 36    | 334 | 48  | 34  | 82  | 1001 |
|                  | Signed as free agent, Sept. 3, 1991. Traded to Boston with a fifth round selection in the 1996 NHL Entry Draft (132nd overall, previously acquired from Pittsburgh in exchange for Kevin Miller, March 20, 1996) in exchange for Al Iafate, June 21, 1996.   |      |       |     |     |     |     |      |
| O'Regan, Daniel  | 2016-17  | C    | 65    | 3   | 1   | 0   | 1   | 0    |
|                  | Selected in the 5th round (138th overall) of the 2012 NHL Draft.   |      |       |     |     |     |     |      |
| Ortmeyer, Jed    | 2009-10  | RW   | 41    | 76  | 8   | 11  | 19  | 37   |
|                  | Signed as free agent, July 16, 2009. Became free agent, July 1, 2010.  |      |       |     |     |     |     |      |
| Otevre, Jaroslav | 1992-94  | LW   | 50/42 | 16  | 3   | 4   | 7   | 2    |
|                  | Selected in seventh round (133rd overall) of the 1991 NHL Entry Draft. Became a free agent, July 1, 1994.  |      |       |     |     |     |     |      |
| Ozolinsh, Sandis | 1992-95, 07-08   | D    | 24/6  | 212 | 46  | 86  | 132 | 122  |
|                  | Selected in second round (30th overall) of the 1991 NHL Entry Draft. Traded to Colorado in exchange for Owen Nolan, Oct. 26, 1995. Signed as a free agent, Nov. 2, 2007. Became free agent, July 1, 2008.  |      |       |     |     |     |     |      |
| -P-              |  |      |       |     |     |     |     |      |
| Parker, Scott    | 2003-07  | RW   | 27    | 71  | 2   | 3   | 5   | 161  |
|                  | Acquired from Colorado in exchange for a fifth round selection (163rd overall) in 2003 NHL Entry Draft, June 21, 2003. Traded to Colorado in exchange for a sixth round selection (170th overall) in the 2008 NHL Entry Draft, Feb. 27, 2007. 170th selection in 2008 later traded back to Colorado, along with fourth (113th) and fifth (143rd) selections in the 2007 NHL Entry Draft in exchange for a third round selection (91st, Tyson Sexsmith) in the 2007 NHL Entry Draft, June 23, 2007. |      |       |     |     |     |     |      |
| Pavelich, Mark   | 1991-92  | C    | 16    | 2   | 0   | 1   | 1   | 4    |
|                  | Signed as free agent, Aug. 9, 1991. Released, Oct. 8, 1991.  |      |       |     |     |     |     |      |
| Pavelski, Joe    | 2006-17  | C    | 8/53  | 806 | 295 | 336 | 631 | 308  |
|                  | Selected in the seventh round (205th overall) of the 2003 NHL Draft.   |      |       |     |     |     |     |      |
| Pederson, Mark   | 1992-93  | LW   | 18    | 27  | 7   | 3   | 10  | 22   |
|                  | Acquired from Philadelphia in exchange for Dave Snuggerud, Dec. 19, 1992. Released, Aug. 10, 1993.   |      |       |     |     |     |     |      |
| Pederson, Tom    | 1991-96  | D    | 41    | 225 | 19  | 47  | 66  | 133  |
|                  | Acquired from Minnesota in Dispersal Draft, May 30, 1991. Became free agent, July 1, 1996.   |      |       |     |     |     |     |      |
| Pelech, Matt     | 2012-14  | RW   | 42    | 8   | 1   | 0   | 1   | 29   |
|                  | Signed as free agent, July 6, 2011. Became free agent, July 1, 2014.   |      |       |     |     |     |     |      |
| Peltonen, Ville  | 1995-97  | LW   | 37    | 59  | 4   | 14  | 18  | 14   |
|                  | Selected in third round (58th overall) of 1993 NHL Entry Draft. Traded to Nashville in exchange for a fifth round selection in the 1998 NHL Entry Draft (116th overall), June 26, 1998. 116th overall selection in 1998 later traded to Phoenix for a fifth round selection (145th overall) in the 1999 NHL Entry Draft, June 27, 1998. 145th overall selection in 1999 later traded to Montreal on March 23, 1999 as part of Vincent Damphousse deal.   |      |       |     |     |     |     |      |
| Petrecki, Nick   | 2012-13  | D    | 54    | 1   | 0   | 0   | 0   | 0    |
|                  | Selected in the first round (28th overall) of the 2007 NHL Entry Draft. Became free agent, July 1, 2014.   |      |       |     |     |     |     |      |
| Picard, Michel   | 1992-93  | LW   | 44    | 25  | 4   | 0   | 4   | 24   |
|                  | Acquired from Hartford in exchange for future considerations, Oct. 9, 1992. Became free agent, July 1, 1993.   |      |       |     |     |     |     |      |
| Plihal, Tomas    | 2006-09  | LW   | 39    | 89  | 7   | 9   | 16  | 26   |
|                  | Selected in the fifth round (140th overall) of the 2001 NHL Entry Draft. Became free agent, July 1, 2009.  |      |       |     |     |     |     |      |
| Polak, Roman     | 2016   | D    | 46    | 24  | 0   | 3   | 3   | 16   |
|                  | Acquired from Toronto, along with Nick Spaling, in exchange for Raffi Torres and a second round draft selection in the 2017 NHL Draft as well as a second round draft selection in the 2018 NHL Draft, Feb. 22, 2016. Became free agent, July 1, 2016.   |      |       |     |     |     |     |      |
| Potomski, Barry  | 1997-98  | LW   | 24    | 9   | 0   | 1   | 1   | 30   |
|                  | Signed as free agent, Aug. 15, 1997. Became free agent, July 1, 1998.  |      |       |     |     |     |     |      |
| Preissing, Tom   | 2003-06  | D    | 42    | 143 | 13  | 49  | 62  | 38   |
|                  | Signed as a free agent, April 4, 2003. Traded to Chicago along with Josh Hennessy in exchange for Mark Bell, July 10, 2006.  |      |       |     |     |     |     |      |





## SHARKS ALL-TIME ROSTER

|                     | YEARS   | POS. | NO.   | GP  | G   | A   | PTS | PIM |
|---------------------|---|------|-------|-----|-----|-----|-----|-----|
| Presley, Wayne      | 1991-92   | RW   | 7     | 47  | 8   | 14  | 22  | 76  |
|                     | Acquired from Chicago in exchange for third round selection (54th overall) in the 1993 NHL Entry Draft, Sept. 20, 1991. Traded to Buffalo in exchange for Dave Snuggerud, March 9, 1992.  |      |       |     |     |     |     |     |
| Primeau, Wayne      | 2002-06   | C    | 15    | 100 | 15  | 24  | 39  | 107 |
|                     | Acquired from Pittsburgh in exchange for Matt Bradley, March 11, 2003. Traded to Boston along with Brad Stuart and Marco Sturm in exchange for Joe Thornton, Nov. 30, 2005.   |      |       |     |     |     |     |     |
| -Q-                 |   |      |       |     |     |     |     |     |
| Quintin, J.F.       | 1991-93   | LW   | 28    | 22  | 5   | 5   | 10  | 4   |
|                     | Acquired from Minnesota in Dispersal Draft, May 30, 1991. Became free agent, June 10, 1993.   |      |       |     |     |     |     |     |
| -R-                 |   |      |       |     |     |     |     |     |
| Racine, Yves        | 1995-96   | D    | 34    | 32  | 1   | 16  | 17  | 28  |
|                     | Claimed off waivers from Montreal, Jan. 23, 1996. Traded to Calgary for future considerations, Dec. 18, 1996.   |      |       |     |     |     |     |     |
| Ragnarsson, Marcus  | 1995-03   | D    | 10/33 | 519 | 28  | 125 | 153 | 392 |
|                     | Selected by San Jose in the fifth round (99th overall) of 1992 NHL Entry Draft. Traded to Philadelphia in exchange for Dan McGillis, Dec. 6, 2003.  |      |       |     |     |     |     |     |
| Rathje, Mike        | 1993-04   | D    | 2/40  | 671 | 27  | 128 | 155 | 439 |
|                     | Selected by San Jose in first round (third overall) of the 1992 NHL Entry Draft. Became free agent, Aug. 1, 2005.   |      |       |     |     |     |     |     |
| Ricci, Mike         | 1997-04   | C    | 18    | 529 | 101 | 162 | 263 | 355 |
|                     | Acquired from Colorado, along with a second round selection (50th overall) in the 1998 NHL Entry Draft in exchange for Shean Donovan and a first round selection (12th overall) in the 1998 NHL Entry Draft, Nov. 21, 1997. 50th overall selection in 1998 later traded to Buffalo, along with Kay Whitmore in exchange for Steve Shields and a fourth round selection (104th overall, Miroslav Zalesak), June 18, 1998. Became free agent, July 1, 2004.   |      |       |     |     |     |     |     |
| Rissmiller, Patrick | 2003-08   | C    | 34    | 180 | 18  | 27  | 45  | 60  |
|                     | Signed as a free agent, June 30, 2003. Became free agent, July 1, 2008.   |      |       |     |     |     |     |     |
| Rivet, Craig        | 2006-08   | D    | 52    | 91  | 6   | 37  | 43  | 116 |
|                     | Acquired from Montreal along with a fifth round selection (146th overall, Julien Demers) in the 2008 NHL Entry Draft in exchange for Josh Gorges and the Sharks first round selection (22nd overall) in the 2007 NHL Entry Draft, Feb. 25, 2007. Traded to Buffalo along with a seventh round selection (208th overall) in the 2010 NHL Entry Draft in exchange for second round selections in the 2009 (43rd overall, William Wrenn) and 2010 (53rd overall, later traded to Carolina for Niclas Wallin, Feb. 7, 2010) NHL Entry Drafts, July 4, 2008. |      |       |     |     |     |     |     |



Marcus Ragnarsson



## SHARKS ALL-TIME ROSTER

|                           | YEARS  | POS.         | NO.       | GP         | G         | A         | PTS        | PIM        |
|---------------------------|--|--------------|-----------|------------|-----------|-----------|------------|------------|
| <b>Roenick, Jeremy</b>    | <b>2007-09</b>   | <b>C</b>     | <b>27</b> | <b>69</b>  | <b>14</b> | <b>19</b> | <b>33</b>  | <b>26</b>  |
|                           | Signed as a free agent, Sept. 4, 2007. Retired, Aug. 6, 2009.  |              |           |            |           |           |            |            |
| <b>Rouse, Bob</b>         | <b>1998-00</b>   | <b>D</b>     | <b>3</b>  | <b>96</b>  | <b>0</b>  | <b>12</b> | <b>12</b>  | <b>63</b>  |
|                           | Signed as free agent, July 13, 1998. Contract bought out, Jan. 5, 2000.  |              |           |            |           |           |            |            |
| <b>-S-</b>                |  |              |           |            |           |           |            |            |
| <b>Samuelsson, Mikael</b> | <b>2000-01</b>   | <b>RW</b>    | <b>28</b> | <b>4</b>   | <b>0</b>  | <b>0</b>  | <b>0</b>   | <b>0</b>   |
|                           | Selected by San Jose in the fifth round (145th overall) in the 1998 NHL Entry Draft. Traded to N.Y. Rangers with Christian Gosselin and a seventh round selection (226th) in the 2002 NHL Entry Draft in exchange for Adam Graves, Rich Pilon and future considerations, June 24, 2001.  |              |           |            |           |           |            |            |
| <b>Scott, John</b>        | <b>2014-15</b>   | <b>LW</b>    | <b>20</b> | <b>38</b>  | <b>3</b>  | <b>1</b>  | <b>4</b>   | <b>87</b>  |
|                           | Signed as a free agent, July 2, 2014. Became a free agent, July 1, 2015.   |              |           |            |           |           |            |            |
| <b>Schlemko, David</b>    | <b>2016-17</b>   | <b>D</b>     | <b>5</b>  | <b>62</b>  | <b>2</b>  | <b>16</b> | <b>18</b>  | <b>14</b>  |
|                           | Signed as free agent, July 1, 2016. Selected by Vegas in 2017 Expansion Draft, June 21, 2017.  |              |           |            |           |           |            |            |
| <b>Scremin, Claudio</b>   | <b>1991-93</b>   | <b>D</b>     | <b>45</b> | <b>17</b>  | <b>0</b>  | <b>1</b>  | <b>1</b>   | <b>29</b>  |
|                           | Signed as free agent, Sept. 3, 1991. Became free agent, July 1, 1993.  |              |           |            |           |           |            |            |
| <b>Selanne, Teemu</b>     | <b>2000-03</b>   | <b>RW/LW</b> | <b>8</b>  | <b>176</b> | <b>64</b> | <b>67</b> | <b>131</b> | <b>70</b>  |
|                           | Acquired from Anaheim in exchange for Jeff Friesen, Steve Shields and a second round selection (36th overall) in the 2003 NHL Entry Draft, March 5, 2001. Became free agent, July 1, 2003.   |              |           |            |           |           |            |            |
| <b>Semenov, Alexei</b>    | <b>2007-09</b>   | <b>D/F</b>   | <b>21</b> | <b>69</b>  | <b>2</b>  | <b>10</b> | <b>12</b>  | <b>93</b>  |
|                           | Signed as a free agent, July 27, 2007. Became free agent, July 1, 2009.  |              |           |            |           |           |            |            |
| <b>Setoguchi, Devin</b>   | <b>2007-11</b>   | <b>RW</b>    | <b>16</b> | <b>267</b> | <b>84</b> | <b>75</b> | <b>159</b> | <b>89</b>  |
|                           | Selected in the first round (eighth overall) in the 2005 NHL Entry Draft. Traded to Minnesota along with Charlie Coyle and a first round selection (28th overall) in the 2011 NHL Entry Draft in exchange for Brent Burns and a second round selection (37th overall) in the 2012 NHL Entry Draft, June 24, 2011. 37th selection in 2012 later traded to Tampa Bay in exchange for Dominic Moore and a seventh round selection (191st overall, later traded to Chicago) in the 2012 NHL Draft, Feb. 16, 2012.  |              |           |            |           |           |            |            |
| <b>Shelley, Jody</b>      | <b>2007-10</b>   | <b>LW</b>    | <b>45</b> | <b>137</b> | <b>3</b>  | <b>11</b> | <b>14</b>  | <b>285</b> |
|                           | Acquired from Columbus in exchange for a sixth round selection (177th overall) in the 2009 NHL Entry Draft. Traded to the New York Rangers in exchange for a sixth round selection (166th overall, Daniil Sobchenko) in the 2011 NHL Entry Draft, Feb. 12, 2010.   |              |           |            |           |           |            |            |
| <b>Sheppard, James</b>    | <b>2012-15</b>   | <b>C/LW</b>  | <b>15</b> | <b>156</b> | <b>10</b> | <b>30</b> | <b>40</b>  | <b>75</b>  |
|                           | Acquired from Minnesota in exchange for a third round selection (81st overall) in the 2013 NHL Draft. Trade to NY Rangers in exchange for a fourth-round selection (111th overall, Noah Gregor) in the 2016 NHL Draft, March 1, 2015.  |              |           |            |           |           |            |            |
| <b>Sheppard, Ray</b>      | <b>1995-96</b>   | <b>RW</b>    | <b>26</b> | <b>51</b>  | <b>27</b> | <b>19</b> | <b>46</b>  | <b>10</b>  |
|                           | Acquired from Detroit in exchange for Igor Larionov, Oct. 24, 1995. Traded to Florida along with a fourth round selection (82nd overall) in the 1996 NHL Entry Draft in exchange for a second round selection (46th overall) and a fourth round selection (102nd overall, Matt Bradley) in the 1996 NHL Entry Draft, March 16, 1996. The 46th overall selection in 1996 was later traded to Chicago, along with an additional second round selection (31st overall, previously acquired from Winnipeg in a March 18, 1996 trade) in exchange for a first round selection in the 1996 NHL Entry Draft (21st overall, Marco Sturm), June 22, 1996. |              |           |            |           |           |            |            |
| <b>Skalde, Jarrod</b>     | <b>1997-99</b>   | <b>C</b>     | <b>8</b>  | <b>38</b>  | <b>5</b>  | <b>7</b>  | <b>12</b>  | <b>18</b>  |
|                           | Signed as free agent, Aug. 13, 1997. Claimed off waivers by Chicago, Jan. 8, 1998. Claimed off waivers from Chicago, Jan. 22, 1998. Claimed off waivers by Dallas, Jan. 17, 1998. Claimed off waivers from Chicago, March 6, 1998. Became a free agent, July 1, 2000.  |              |           |            |           |           |            |            |
| <b>Skriko, Petri</b>      | <b>1992-93</b>   | <b>C</b>     | <b>26</b> | <b>17</b>  | <b>4</b>  | <b>3</b>  | <b>7</b>   | <b>6</b>   |
|                           | Signed as free agent, Aug. 27, 1992. Placed on waivers for purposes of unconditional release, Nov. 30, 1992.   |              |           |            |           |           |            |            |
| <b>Smith, Ben</b>         | <b>2015</b>  | <b>RW</b>    | <b>21</b> | <b>25</b>  | <b>2</b>  | <b>3</b>  | <b>5</b>   | <b>0</b>   |
|                           | Acquired from Chicago along with a conditional draft selection in the 2017 NHL Draft in exchange for Andrew Desjardins, March 2, 2015. Traded with Alex Stalock and a third round selection in the 2018 NHL Draft to Toronto in exchange for James Reimer and Jeremy Morin.  |              |           |            |           |           |            |            |
| <b>Smith, Mark</b>        | <b>2000-07</b>   | <b>C</b>     | <b>16</b> | <b>323</b> | <b>22</b> | <b>44</b> | <b>66</b>  | <b>398</b> |
|                           | Selected by San Jose in the ninth round (219th overall) in the 1997 NHL Entry Draft. Became a free agent, July 1, 2007.  |              |           |            |           |           |            |            |



Ray Whitney

## SHARKS ALL-TIME ROSTER

|                          | YEARS   | POS.        | NO.          | GP         | G          | A          | PTS        | PIM        |
|--------------------------|---|-------------|--------------|------------|------------|------------|------------|------------|
| <b>Snuggerud, Dave</b>   | <b>1991-93</b>  | <b>LW</b>   | <b>18</b>    | <b>36</b>  | <b>4</b>   | <b>6</b>   | <b>10</b>  | <b>18</b>  |
|                          | Acquired from Buffalo in exchange for Wayne Presley, March 9, 1992. Traded to Philadelphia in exchange for Mark Pederson, Dec. 19, 1992.  |             |              |            |            |            |            |            |
| <b>Sorensen, Marcus</b>  | <b>2016-17</b>  | <b>RW</b>   | <b>20</b>    | <b>19</b>  | <b>1</b>   | <b>3</b>   | <b>4</b>   | <b>4</b>   |
|                          | Signed as free agent, May 13, 2016.   |             |              |            |            |            |            |            |
| <b>Spaling, Nick</b>     | <b>2016</b>   | <b>C</b>    | <b>16</b>    | <b>23</b>  | <b>2</b>   | <b>4</b>   | <b>6</b>   | <b>6</b>   |
|                          | Acquired from Toronto, along with Roman Polak, in exchange for Raffi Torres and a second round draft selection in the 2017 NHL Draft as well as a second round draft selection in the 2018 NHL Draft, Feb. 22, 2016. Became free agent, July 1, 2016.   |             |              |            |            |            |            |            |
| <b>Staubitz, Brad</b>    | <b>2008-10</b>  | <b>RW</b>   | <b>59</b>    | <b>82</b>  | <b>4</b>   | <b>5</b>   | <b>9</b>   | <b>186</b> |
|                          | Signed as free agent, Sept. 19, 2005. Traded to Minnesota in exchange for a fifth round selection (129th overall, Freddie Hamilton) in the 2010 NHL Entry Draft, June 21, 2010.   |             |              |            |            |            |            |            |
| <b>Stern, Ron</b>        | <b>1998-00</b>  | <b>RW</b>   | <b>22</b>    | <b>145</b> | <b>11</b>  | <b>14</b>  | <b>25</b>  | <b>309</b> |
|                          | Signed as free agent, Aug. 25, 1998. Retired, Sept. 22, 2000.   |             |              |            |            |            |            |            |
| <b>Stevenson, Grant</b>  | <b>2005-06</b>  | <b>RW</b>   | <b>37/55</b> | <b>47</b>  | <b>10</b>  | <b>12</b>  | <b>22</b>  | <b>14</b>  |
|                          | Signed as free agent, April 18, 2003. Became free agent, July 1, 2007.  |             |              |            |            |            |            |            |
| <b>Stollery, Karl</b>    | <b>2015</b>   | <b>D</b>    | <b>3</b>     | <b>5</b>   | <b>0</b>   | <b>0</b>   | <b>0</b>   | <b>4</b>   |
|                          | Acquired from Colorado in exchange for Freddie Hamilton, March 2, 2015. Became free agent, July 1, 2016.  |             |              |            |            |            |            |            |
| <b>Stuart, Brad</b>      | <b>1999-06, 12-14</b>   | <b>D</b>    | <b>7</b>     | <b>486</b> | <b>39</b>  | <b>131</b> | <b>170</b> | <b>281</b> |
|                          | Selected by San Jose in the first round (third overall) of the 1998 NHL Entry Draft. Traded to Boston along with Wayne Primeau and Marco Sturm in exchange for Joe Thornton, Nov. 30, 2005. Acquired by San Jose from Detroit in exchange for Andrew Murray and a seventh round selection (202nd overall) in the 2014 NHL Draft, June 10, 2012. Traded to Colorado in exchange for a 2016 second round selection and 2017 sixth round selection on July 1, 2014.  |             |              |            |            |            |            |            |
| <b>Sturm, Marco</b>      | <b>1997-05</b>  | <b>LW/C</b> | <b>19</b>    | <b>553</b> | <b>128</b> | <b>145</b> | <b>273</b> | <b>242</b> |
|                          | Selected by San Jose in the first round (21st overall) of the 1996 NHL Entry Draft. Traded to Boston along with Wayne Primeau and Brad Stuart in exchange for Joe Thornton, Nov. 30, 2005.  |             |              |            |            |            |            |            |
| <b>Sullivan, Mike</b>    | <b>1991-93</b>  | <b>C</b>    | <b>47</b>    | <b>171</b> | <b>16</b>  | <b>21</b>  | <b>37</b>  | <b>49</b>  |
|                          | Signed as free agent, Aug. 9, 1991. Claimed by Calgary via waivers, Jan. 6, 1994.   |             |              |            |            |            |            |            |
| <b>Sundstrom, Niklas</b> | <b>1999-03</b>  | <b>RW</b>   | <b>24</b>    | <b>281</b> | <b>33</b>  | <b>104</b> | <b>137</b> | <b>122</b> |
|                          | Acquired from Tampa Bay along with a third round selection (74th overall) in the 2000 NHL Entry Draft, in exchange for Andrei Zyuzin, Bill Houlder, Steve Guolla and Shawn Burr, Aug. 4, 1999. 74th overall selection in 2000 was later traded to Chicago, along with an additional second round selection in 2000 (49th overall) in exchange for a second round selection in 2000 (41st overall, Tero Maatta), June 24, 2000. Traded to Montreal along with a third round selection (95th overall) in the 2004 NHL Entry Draft in exchange for Jeff Hackett, Jan. 23, 2003. Hackett immediately traded to Boston along with Jeff Jillson in exchange for Kyle McLaren and a fourth round selection (126th overall, Torrey Mitchell) in the 2004 NHL Entry Draft. |             |              |            |            |            |            |            |
| <b>Suter, Gary</b>       | <b>1998-02</b>  | <b>D</b>    | <b>20</b>    | <b>227</b> | <b>22</b>  | <b>79</b>  | <b>101</b> | <b>193</b> |
|                          | Acquired rights from Chicago on June 27, 1998 in exchange for a ninth round selection (240th overall) in the 1998 NHL Entry Draft. Signed as a free agent, July 1, 1998. Retired, Sept 10, 2002.  |             |              |            |            |            |            |            |



## SHARKS ALL-TIME ROSTER

|                       | YEARS   | POS.     | NO.       | GP         | G         | A         | PTS       | PIM        |
|-----------------------|---|----------|-----------|------------|-----------|-----------|-----------|------------|
| <b>Sutter, Ron</b>    | <b>1996-00</b>  | <b>C</b> | <b>12</b> | <b>272</b> | <b>15</b> | <b>26</b> | <b>41</b> | <b>161</b> |
|                       | Signed as free agent, Oct. 12, 1996. Became a free agent, July 1, 2000.   |          |           |            |           |           |           |            |
| <b>Sutton, Andy</b>   | <b>1998-00</b>  | <b>D</b> | <b>42</b> | <b>71</b>  | <b>1</b>  | <b>4</b>  | <b>5</b>  | <b>145</b> |
|                       | Signed as free agent, March 20, 1998. Traded to Minnesota along with a seventh round selection (214th overall) in the 2000 NHL Entry Draft and a third round selection (85th overall) in the 2001 NHL Entry Draft in exchange for an eighth round selection in the 2001 NHL Entry Draft (233rd overall, traded to Calgary in exchange for Bill Lindsay on March 6, 2001) and future considerations (protection of Evgeni Nabokov in the 2000 NHL Expansion Draft), June 12, 2000. |          |           |            |           |           |           |            |
| <b>Sutton, Ken</b>    | <b>1997-98</b>  | <b>D</b> | <b>5</b>  | <b>8</b>   | <b>0</b>  | <b>0</b>  | <b>0</b>  | <b>15</b>  |
|                       | Acquired with John MacLean from New Jersey in exchange for Doug Bodger and Dody Wood, Dec. 7, 1997. Traded to New Jersey in exchange for a fifth round selection (155th overall, Niko Dimitrakos) in the 1999 NHL Entry Draft, Aug. 26, 1998.   |          |           |            |           |           |           |            |
| <b>Sykora, Michal</b> | <b>1993-97</b>  | <b>D</b> | <b>38</b> | <b>152</b> | <b>7</b>  | <b>29</b> | <b>36</b> | <b>137</b> |
|                       | Selected by San Jose in the sixth round (123rd overall) of the 1992 NHL Entry Draft. Traded to Chicago with Ulf Dahlen and Chris Terreri in exchange for Ed Belfour, Jan. 25, 1997.   |          |           |            |           |           |           |            |

### -T-

|                         |  |              |               |            |            |            |            |            |
|-------------------------|--|--------------|---------------|------------|------------|------------|------------|------------|
| <b>Tancill, Chris</b>   | <b>1994-97</b>   | <b>RW/LW</b> | <b>18</b>     | <b>96</b>  | <b>14</b>  | <b>27</b>  | <b>41</b>  | <b>38</b>  |
|                         | Signed as free agent, Aug. 31, 1994. Became a free agent, July 1, 1997.  |              |               |            |            |            |            |            |
| <b>Tarasov, Daniil</b>  | <b>2015</b>  | <b>RW</b>    | <b>71</b>     | <b>5</b>   | <b>0</b>   | <b>1</b>   | <b>1</b>   | <b>0</b>   |
|                         | Signed as free agent, April 2, 2013.   |              |               |            |            |            |            |            |
| <b>Tennyson, Matt</b>   | <b>2012-16</b>   | <b>D</b>     | <b>80</b>     | <b>60</b>  | <b>3</b>   | <b>11</b>  | <b>14</b>  | <b>18</b>  |
|                         | Signed by San Jose as a free agent, March 29, 2012. Became a free agent, July 1, 2016.   |              |               |            |            |            |            |            |
| <b>Thornton, Joe</b>    | <b>2005-17</b>   | <b>C</b>     | <b>19</b>     | <b>914</b> | <b>215</b> | <b>722</b> | <b>937</b> | <b>539</b> |
|                         | Acquired from Boston in exchange for Wayne Primeau, Brad Stuart and Marco Sturm, Nov. 30, 2005.  |              |               |            |            |            |            |            |
| <b>Thornton, Scott</b>  | <b>2000-06</b>   | <b>LW</b>    | <b>17</b>     | <b>342</b> | <b>77</b>  | <b>70</b>  | <b>147</b> | <b>439</b> |
|                         | Signed as free agent, July 1, 2000. Became a free agent, July 1, 2006.   |              |               |            |            |            |            |            |
| <b>Tierney, Chris</b>   | <b>2014-17</b>   | <b>C</b>     | <b>50</b>     | <b>202</b> | <b>24</b>  | <b>40</b>  | <b>64</b>  | <b>32</b>  |
|                         | Selected by San Jose in the second round (55th overall) in the 2012 NHL Draft.   |              |               |            |            |            |            |            |
| <b>Torres, Raffi</b>    | <b>2012-16</b>   | <b>LW</b>    | <b>13</b>     | <b>16</b>  | <b>5</b>   | <b>6</b>   | <b>11</b>  | <b>11</b>  |
|                         | Acquired from Phoenix in exchange for a third round selection (62nd overall, previously acquired from N.Y. Rangers) in the 2013 NHL Draft, April 3, 2013. Traded along with a second round selection in the 2017 NHL Draft and a second round selection in the 2018 NHL Draft in exchange for Roman Polak and Nick Spaling, Feb. 22, 2016.   |              |               |            |            |            |            |            |
| <b>Turcotte, Darren</b> | <b>1995-97</b>   | <b>C</b>     | <b>9/8/47</b> | <b>74</b>  | <b>22</b>  | <b>26</b>  | <b>48</b>  | <b>20</b>  |
|                         | Acquired from Winnipeg with a second round selection (31st overall) in the 1996 NHL Entry Draft in exchange for Craig Janney, March 18, 1996. The 31st overall selection in 1996 was later traded to Chicago, along with an additional 1996 second round selection (46th overall, previously acquired from Detroit on March 16, 1996) in exchange for a first round selection (21st overall, Marco Sturm), June 22, 1996. Traded to St. Louis in exchange for Stephane Matteau, July 25, 1997. |              |               |            |            |            |            |            |

### -U-V-W-

|                             |  |             |           |            |           |            |            |            |
|-----------------------------|--|-------------|-----------|------------|-----------|------------|------------|------------|
| <b>Vandermeer, Jim</b>      | <b>2011-12</b>   | <b>D</b>    | <b>2</b>  | <b>25</b>  | <b>1</b>  | <b>3</b>   | <b>4</b>   | <b>33</b>  |
|                             | Signed as free agent, July 1, 2011. Became free agent, July 1, 2012.   |             |           |            |           |            |            |            |
| <b>Vesce, Ryan</b>          | <b>2008-10</b>   | <b>RW</b>   | <b>53</b> | <b>19</b>  | <b>3</b>  | <b>2</b>   | <b>5</b>   | <b>4</b>   |
|                             | Signed as free agent, Aug. 12, 2008. Became a free agent, July 1, 2010.  |             |           |            |           |            |            |            |
| <b>Vlasic, Marc-Edouard</b> | <b>2006-17</b>   | <b>D</b>    | <b>44</b> | <b>812</b> | <b>53</b> | <b>201</b> | <b>254</b> | <b>348</b> |
|                             | Selected in the second round (35th overall) of the 2005 NHL Draft.   |             |           |            |           |            |            |            |
| <b>Ward, Joel</b>           | <b>2015-17</b>   | <b>RW</b>   | <b>42</b> | <b>157</b> | <b>31</b> | <b>41</b>  | <b>72</b>  | <b>58</b>  |
|                             | Signed by San Jose as a free agent, July 3, 2016.  |             |           |            |           |            |            |            |
| <b>Wallin, Niclas</b>       | <b>2010-11</b>   | <b>D</b>    | <b>7</b>  | <b>97</b>  | <b>3</b>  | <b>7</b>   | <b>10</b>  | <b>69</b>  |
|                             | Acquired from Carolina along with a fifth round selection (127th overall, Cody Ferriero) in the 2010 NHL Entry Draft in exchange for a second round selection (53rd overall, previously acquired from Buffalo) in the 2010 NHL Entry Draft, Feb. 7, 2010. Became free agent, July 1, 2011. |             |           |            |           |            |            |            |
| <b>Wellwood, Kyle</b>       | <b>2010-11</b>   | <b>C/RW</b> | <b>20</b> | <b>35</b>  | <b>5</b>  | <b>8</b>   | <b>13</b>  | <b>0</b>   |
|                             | Claimed off waivers from St. Louis, Jan. 18, 2011. Became free agent, July 1, 2011.  |             |           |            |           |            |            |            |
| <b>White, Colin</b>         | <b>2011-12</b>   | <b>D</b>    | <b>5</b>  | <b>54</b>  | <b>1</b>  | <b>3</b>   | <b>4</b>   | <b>21</b>  |
|                             | Signed as free agent, Aug. 3, 2011. Became free agent, July 1, 2012.   |             |           |            |           |            |            |            |



## SHARKS ALL-TIME ROSTER

|                  | YEARS   | POS. | NO.   | GP  | G  | A  | PTS | PIM |
|------------------|---|------|-------|-----|----|----|-----|-----|
| White, Ian       | 2010-11   | D    | 9     | 23  | 2  | 8  | 10  | 8   |
|                  | Acquired from Carolina in exchange for a second round selection (47th overall) in the 2012 NHL Entry Draft, Feb. 18, 2011. Became free agent, July 1, 2011.   |      |       |     |    |    |     |     |
| Whitney, Ray     | 1991-97   | LW/C | 14/43 | 200 | 48 | 73 | 121 | 52  |
|                  | Selected in second round (23rd overall) of the 1991 NHL Entry Draft. Contract bought out, Aug. 21, 1997.  |      |       |     |    |    |     |     |
| Widmer, Jason    | 1996-97   | D    | 5     | 2   | 0  | 1  | 1   | 0   |
|                  | Signed as free agent, Aug 26, 1996. Became free agent, July 1, 1998.  |      |       |     |    |    |     |     |
| Wilkinson, Neil  | 1991-93   | D    | 5/45  | 119 | 5  | 22 | 27  | 203 |
|                  | Acquired from Minnesota in Dispersal Draft, May 30, 1991. Traded to Chicago as future considerations in June 18, 1993 trade for Jimmy Waite, July 9, 1993.  |      |       |     |    |    |     |     |
| Williams, David  | 1991-93   | D    | 3/41  | 96  | 4  | 36 | 40  | 89  |
|                  | Signed as free agent, Aug. 9, 1991. Selected by Anaheim in Expansion Draft, June 24, 1993.  |      |       |     |    |    |     |     |
| Wilson, Doug     | 1991-93   | D    | 24    | 86  | 12 | 36 | 48  | 66  |
|                  | Acquired from Chicago in exchange for Kerry Toporowski and a second round selection (27th overall) in the 1992 NHL Entry Draft, Sept. 6, 1991. Retired, Sept. 10, 1993.   |      |       |     |    |    |     |     |
| Winchester, Brad | 2011-12   | LW   | 10    | 67  | 6  | 4  | 10  | 88  |
|                  | Signed as free agent, Oct. 3, 2011. Became free agent, July 1, 2012.  |      |       |     |    |    |     |     |
| Wingels, Tommy   | 2010-17   | C/RW | 57    | 337 | 51 | 71 | 122 | 197 |
|                  | Selected in the sixth round (177th overall) of the 2008 NHL Draft. Traded to Ottawa in exchange for Zack Stortini, Buddy Robinson and a seventh round selection (214th overall, later traded along with a seventh round selection [205th overall] in the 2017 NHL Draft to New Jersey in exchange for a sixth round selection [185th overall, Sasha Chmelevski] in the 2017 NHL Draft) in the 2017 NHL Draft. |      |       |     |    |    |     |     |
| Winnik, Daniel   | 2012  | LW   | 34    | 21  | 3  | 2  | 5   | 10  |
|                  | Acquired along with TJ Galiardi and a seventh round selection (207th overall, Emil Galimov) in the 2013 NHL Entry Draft in exchange for Jamie McGinn, Mike Connolly and Michael Sgarbossa, Feb. 27, 2012. Became free agent, July 1, 2012.  |      |       |     |    |    |     |     |
| Wiseman, Chad    | 2002-03   | LW   | 49    | 4   | 0  | 0  | 0   | 4   |
|                  | Selected in the eighth round (246th overall) of the 2000 NHL Entry Draft. Traded to the N.Y. Rangers in exchange for Nils Ekman, Aug. 12, 2003.   |      |       |     |    |    |     |     |
| Wood, Dody       | 1992-98   | LW/C | 16/45 | 106 | 8  | 10 | 18  | 471 |
|                  | Selected in the third round (45th overall) of the 1991 NHL Entry Draft. Traded with Doug Bodger to New Jersey in exchange for John MacLean and Ken Sutton, Dec. 7, 1997.  |      |       |     |    |    |     |     |

## -X-Y-Z-

|                   |  |    |       |     |   |    |    |     |
|-------------------|--|----|-------|-----|---|----|----|-----|
| Yegorov, Alexei   | 1995-99  | C  | 48    | 11  | 3 | 3  | 6  | 2   |
|                   | Selected in third round (66th overall) of 1994 NHL Entry Draft. Selected by Atlanta in the 1999 Expansion Draft.   |    |       |     |   |    |    |     |
| Zalesak, Miroslav | 2002-04  | RW | 32/46 | 12  | 1 | 2  | 3  | 0   |
|                   | Selected in the fourth round (104th overall) in the 1998 NHL Entry Draft. Became free agent, Aug. 1, 2005.   |    |       |     |   |    |    |     |
| Zalewski, Steven  | 2009-11  | C  | 48    | 3   | 0 | 0  | 0  | 0   |
|                   | Selected in the fifth round (153rd overall) of the 2004 NHL Entry Draft. Traded to New Jersey along with Jay Leach in exchange for Patrick Davis and Mike Swift, Feb. 9, 2011.   |    |       |     |   |    |    |     |
| Zettler, Rob      | 1991-94  | D  | 2     | 196 | 1 | 18 | 19 | 314 |
|                   | Acquired from Minnesota in Dispersal Draft, May 30, 1991. Traded to Philadelphia in exchange for Vyacheslav Butsayev, Feb. 1, 1994.  |    |       |     |   |    |    |     |
| Zmolek, Doug      | 1992-94  | D  | 19    | 152 | 5 | 14 | 19 | 351 |
|                   | Acquired from Minnesota in Dispersal Draft, May 30, 1991. Traded with Mike Lalor to Dallas in exchange for Ulf Dahlen, March 19, 1994.   |    |       |     |   |    |    |     |
| Zubrus, Dainius   | 2015-16  | C  | 9     | 50  | 3 | 4  | 7  | 20  |
|                   | Signed by San Jose as a free agent, Nov. 24, 2015. Became free agent, July 1, 2016.  |    |       |     |   |    |    |     |
| Zyuzin, Andrei    | 1997-99  | D  | 4/20  | 81  | 9 | 8  | 17 | 104 |
|                   | Selected in the first round (second overall) of the 1996 NHL Entry Draft. Traded along with Shawn Burr, Bill Houlder and Stephen Guolla to Tampa Bay in exchange for Niklas Sundstrom and a third round selection (74th overall) in the 2000 NHL Entry Draft, Aug. 4, 1999. 74th overall selection later traded to Chicago, along with an additional second round selection in 2000 (49th overall), in exchange for a second round selection in 2000 (41st overall, Tero Maatta), June 24, 2000. |    |       |     |   |    |    |     |



## SHARKS ALL-TIME GOALTENDER ROSTER

### GOALTENDERS

|                           | YEARS   | NO           | GP         | MINS         | GA          | W-L-O/T           | SO        | GAA          |
|---------------------------|---|--------------|------------|--------------|-------------|-------------------|-----------|--------------|
| <b>Belfour, Ed</b>        | <b>1996-97</b>  | <b>20/30</b> | <b>13</b>  | <b>757</b>   | <b>43</b>   | <b>3-9-0</b>      | <b>1</b>  | <b>3.41</b>  |
|                           | Acquired from Chicago in exchange for Ulf Dahlen, Michal Sykora and Chris Terreri, Jan. 25, 1997. Became a free agent, July 1, 1997.  |              |            |              |             |                   |           |              |
| <b>Boucher, Brian</b>     | <b>2008-09</b>  | <b>33</b>    | <b>27</b>  | <b>1529</b>  | <b>54</b>   | <b>15-7-4</b>     | <b>3</b>  | <b>2.12</b>  |
|                           | Signed as a free agent, Feb. 26, 2008. Became free agent, July 1, 2009.   |              |            |              |             |                   |           |              |
| <b>Dell, Aaron</b>        | <b>2016-17</b>  | <b>30</b>    | <b>20</b>  | <b>1111</b>  | <b>37</b>   | <b>11-6-1</b>     | <b>1</b>  | <b>2.00</b>  |
|                           | Signed as a free agent, March 4, 2015.  |              |            |              |             |                   |           |              |
| <b>Flaherty, Wade</b>     | <b>1991-97</b>  | <b>31/35</b> | <b>53</b>  | <b>2586</b>  | <b>185</b>  | <b>10-26-2</b>    | <b>1</b>  | <b>4.29</b>  |
|                           | Signed as free agent, Sept. 3, 1991. Became free agent, July 1, 1997.   |              |            |              |             |                   |           |              |
| <b>Gauthier, Sean</b>     | <b>1998-99</b>  | <b>30</b>    | <b>1</b>   | <b>3</b>     | <b>0</b>    | <b>0-0-0</b>      | <b>0</b>  | <b>0.00</b>  |
|                           | Signed as a free agent, July 22, 1998. Became free agent, July 1, 1999.   |              |            |              |             |                   |           |              |
| <b>Grosenick, Troy</b>    | <b>2014-15</b>  | <b>34</b>    | <b>2</b>   | <b>118</b>   | <b>3</b>    | <b>1-1-0</b>      | <b>1</b>  | <b>1.53h</b> |
|                           | Signed as free agent, April 8, 2013.  |              |            |              |             |                   |           |              |
| <b>Greiss, Thomas</b>     | <b>2007-13</b>  | <b>1</b>     | <b>44</b>  | <b>2262</b>  | <b>95</b>   | <b>17-16-3</b>    | <b>1</b>  | <b>2.52</b>  |
|                           | Selected in the third round (94th overall) of the 2004 NHL Entry Draft. Became free agent, July 5, 2013.  |              |            |              |             |                   |           |              |
| <b>Hackett, Jeff</b>      | <b>1991-93</b>  | <b>30</b>    | <b>78</b>  | <b>4314</b>  | <b>324</b>  | <b>13-57-2</b>    | <b>0</b>  | <b>4.51</b>  |
|                           | Acquired from N.Y. Islanders in Expansion Draft, May 30, 1991. Traded to Chicago in exchange for a third round selection (66th overall, Alexei Yegorov) in the 1994 NHL Entry Draft, July 13, 1993.             |              |            |              |             |                   |           |              |
| <b>Hayward, Brian</b>     | <b>1991-93</b>  | <b>1</b>     | <b>25</b>  | <b>1235</b>  | <b>111</b>  | <b>3-18-1</b>     | <b>0</b>  | <b>5.39</b>  |
|                           | Acquired from Minnesota in Dispersal Draft, May 30, 1991. Became free agent, June 10, 1993.   |              |            |              |             |                   |           |              |
| <b>Hrudey, Kelly</b>      | <b>1996-98</b>  | <b>32</b>    | <b>76</b>  | <b>3564</b>  | <b>202</b>  | <b>20-40-7</b>    | <b>1</b>  | <b>3.04</b>  |
|                           | Signed as free agent, July 18, 1996. Retired, July 30, 1998.  |              |            |              |             |                   |           |              |
| <b>Irbe, Arturs</b>       | <b>1991-96</b>  | <b>32</b>    | <b>183</b> | <b>10286</b> | <b>595</b>  | <b>57-91-26</b>   | <b>8</b>  | <b>3.47</b>  |
|                           | Acquired from Minnesota in Dispersal Draft, May 30, 1991. Became free agent, July 1, 1996.  |              |            |              |             |                   |           |              |
| <b>Jones, Martin</b>      | <b>2015-17</b>  | <b>31</b>    | <b>130</b> | <b>7587</b>  | <b>295</b>  | <b>72-46-10</b>   | <b>8</b>  | <b>2.33</b>  |
|                           | Acquired from Boston in exchange for a first round selection (29th overall) in the 2016 NHL Draft and Sean Kuraly, June 30, 2015.   |              |            |              |             |                   |           |              |
| <b>Kiprusoff, Miikka</b>  | <b>2000-04</b>  | <b>37/34</b> | <b>47</b>  | <b>2390</b>  | <b>113</b>  | <b>14-21-3</b>    | <b>3</b>  | <b>2.84</b>  |
|                           | Selected in the fifth round (116th overall) of the 1995 NHL Entry Draft. Traded to Calgary in exchange for a second round selection (35th overall, Marc-Edouard Vlasic) in 2005 NHL Entry Draft, Nov. 16, 2003. |              |            |              |             |                   |           |              |
| <b>Muzzatti, Jason</b>    | <b>1997-98</b>  | <b>30</b>    | <b>1</b>   | <b>27</b>    | <b>2</b>    | <b>0-0-0</b>      | <b>0</b>  | <b>4.44</b>  |
|                           | Acquired from N.Y. Rangers in exchange for Richard Brennan, March 24, 1998. Became free agent, July 1, 1998.  |              |            |              |             |                   |           |              |
| <b>Myllys, Jarmo</b>      | <b>1991-92</b>  | <b>35</b>    | <b>27</b>  | <b>1374</b>  | <b>115</b>  | <b>3-18-1</b>     | <b>0</b>  | <b>5.02</b>  |
|                           | Acquired from Minnesota in Dispersal Draft, May 30, 1991. Traded to Toronto in exchange for future considerations, June 15, 1992.   |              |            |              |             |                   |           |              |
| <b>Nabokov, Evgeni</b>    | <b>2000-10</b>  | <b>20/35</b> | <b>563</b> | <b>32492</b> | <b>1294</b> | <b>293-178-66</b> | <b>50</b> | <b>2.39</b>  |
|                           | Selected in the ninth round (215th overall) of the 1994 NHL Entry Draft. Became free agent, July 1, 2010. Acquired from Tampa Bay in exchange for future considerations, Feb. 9, 2015. Retired Feb. 11, 2015.   |              |            |              |             |                   |           |              |
| <b>Niemi, Antti</b>       | <b>2010-15</b>  | <b>31</b>    | <b>296</b> | <b>17369</b> | <b>696</b>  | <b>163-92-35</b>  | <b>25</b> | <b>2.40</b>  |
|                           | Signed as free agent, Sept. 2, 2010. Traded to Dallas in exchange for a seventh-round selection (193rd overall, Jake Kupsky) in the 2015 NHL Draft, June 27, 2015.  |              |            |              |             |                   |           |              |
| <b>Niittymäki, Antero</b> | <b>2010-11</b>  | <b>30</b>    | <b>24</b>  | <b>1414</b>  | <b>64</b>   | <b>12-7-3</b>     | <b>0</b>  | <b>2.72</b>  |
|                           | Signed as free agent, July 1, 2010. Became free agent, July 1, 2012.  |              |            |              |             |                   |           |              |
| <b>Patzold, Dimitri</b>   | <b>2007-08</b>  | <b>30</b>    | <b>3</b>   | <b>44</b>    | <b>4</b>    | <b>0-0-0</b>      | <b>0</b>  | <b>5.45</b>  |
|                           | Selected in the fourth round (107th overall) of the 2001 NHL Entry Draft. Became free agent, July 1, 2008.  |              |            |              |             |                   |           |              |
| <b>Reimer, James</b>      | <b>2016</b>   | <b>34</b>    | <b>8</b>   | <b>481</b>   | <b>13</b>   | <b>6-2-0</b>      | <b>3</b>  | <b>1.62</b>  |
|                           | Acquired from Toronto, along with Jeremy Morin, in exchange for Ben Smith, Alex Stalock and a third round selection in the 2018 NHL Draft, Feb. 27, 2016. Became free agent, July 1, 2016.                      |              |            |              |             |                   |           |              |
| <b>Sarjeant, Geoff</b>    | <b>1995-96</b>  | <b>29</b>    | <b>4</b>   | <b>171</b>   | <b>14</b>   | <b>0-2-1</b>      | <b>0</b>  | <b>4.91</b>  |
|                           | Signed as free agent, Sept. 7, 1995. Became free agent, July 1, 1996.   |              |            |              |             |                   |           |              |



## SHARKS ALL-TIME GOALTENDER ROSTER



|                        | YEARS   | NO           | GP         | MINS        | GA         | W-L-O/T         | SO        | GAA         |
|------------------------|---|--------------|------------|-------------|------------|-----------------|-----------|-------------|
| <b>Schaefer, Nolan</b> | <b>2005-06</b>  | <b>31</b>    | <b>7</b>   | <b>352</b>  | <b>11</b>  | <b>5-1-0</b>    | <b>1</b>  | <b>1.88</b> |
|                        | Selected in the fifth round (166th overall) of the 2000 NHL Entry Draft. Traded to Pittsburgh in exchange for a seventh round selection (201st overall, Justin Braun) in the 2007 NHL Entry Draft, Feb. 27, 2007.   |              |            |             |            |                 |           |             |
| <b>Shields, Steve</b>  | <b>1998-01</b>  | <b>31</b>    | <b>125</b> | <b>7094</b> | <b>289</b> | <b>48-49-21</b> | <b>10</b> | <b>2.44</b> |
|                        | Acquired from Buffalo, along with a fourth round selection (104th overall, Miroslav Zalesak) in the 1998 NHL Entry Draft in exchange for Kay Whitmore, a second round selection (50th overall, previously acquired from Colorado, Nov. 20, 1997) and a fifth round selection (150th overall) in the 2000 NHL Entry Draft, June 18, 1998. Traded to Anaheim, along with Jeff Friesen and a second round (36th overall) selection in the 2003 NHL Entry Draft in exchange for Teemu Selanne, March 5, 2001.       |              |            |             |            |                 |           |             |
| <b>Stalock, Alex</b>   | <b>2010-15</b>  | <b>32</b>    | <b>49</b>  | <b>2561</b> | <b>95</b>  | <b>21-14-5</b>  | <b>4</b>  | <b>2.23</b> |
|                        | Selected in the fourth round (112th overall) of the 2005 NHL Entry Draft. Traded with Ben Smith and a third round selection in the 2018 NHL Draft, to Toronto in exchange for James Reimer and Jeremy Morin, Feb. 27, 2016.   |              |            |             |            |                 |           |             |
| <b>Terreri, Chris</b>  | <b>1995-97</b>  | <b>30</b>    | <b>68</b>  | <b>3716</b> | <b>210</b> | <b>19-39-4</b>  | <b>0</b>  | <b>3.39</b> |
|                        | Acquired from New Jersey in exchange for second round selection (28th overall) in the 1996 NHL Entry Draft, Nov. 15, 1995. Traded with Ulf Dahlen and Michal Sykora to Chicago in exchange for Ed Belfour, Jan. 25, 1997.   |              |            |             |            |                 |           |             |
| <b>Toskala, Vesa</b>   | <b>2001-07</b>  | <b>35/29</b> | <b>115</b> | <b>6269</b> | <b>245</b> | <b>65-28-10</b> | <b>8</b>  | <b>2.34</b> |
|                        | Selected in the fourth round (90th overall) of the 1995 NHL Entry Draft. Traded to Toronto, along with Mark Bell, in exchange for a first round selection (13th overall, traded to St. Louis on June 22, 2007) in the 2007 NHL Entry Draft, a second round selection (44th overall, traded to St. Louis on June 22, 2007) and a fourth round selection (98th overall, later traded to Nashville on June 21, 2008) in the 2009 NHL Entry Draft, June 22, 2007.   |              |            |             |            |                 |           |             |
| <b>Vernon, Mike</b>    | <b>1997-99</b>  | <b>29</b>    | <b>111</b> | <b>6395</b> | <b>253</b> | <b>46-44-18</b> | <b>9</b>  | <b>2.30</b> |
|                        | Acquired from Detroit in exchange for a second round selection (41st overall) in the 1998 NHL Entry Draft and a second round selection (47th overall) in the 1999 NHL Entry Draft, Aug. 18, 1997. Traded to Florida along with a third round selection (82nd overall) in the 2000 NHL Entry Draft in exchange for Radek Dvorak. Dvorak immediately traded to N.Y. Rangers in exchange for Todd Harvey and a fourth round selection (107th overall, Dimitri Patzold) in the 2001 NHL Entry Draft, Dec. 30, 1999. |              |            |             |            |                 |           |             |
| <b>Waite, Jimmy</b>    | <b>1993-95</b>  | <b>29</b>    | <b>15</b>  | <b>697</b>  | <b>50</b>  | <b>3-7-0</b>    | <b>0</b>  | <b>4.30</b> |
|                        | Acquired from Chicago in exchange for future considerations (Neil Wilkinson on July 9, 1993), June 18, 1993. Traded to Chicago in exchange for fourth round selection (93rd overall) in the 1997 NHL Entry Draft on Feb. 6, 1995. 93rd overall selection in 1997 was later traded to N.Y. Rangers, along with a 1997 sixth round selection (136th overall) in exchange for a fourth round selection (82nd overall, Adam Colagiaco), June 21, 1997.  |              |            |             |            |                 |           |             |





## SHARKS BY THE NUMBERS

The following lists the numbers worn by those who've played at least one regular season for the San Jose Sharks. Additional numbers worn by a player are in parenthesis. Players on the current Sharks roster are in **bold**.

| NO | PLAYER                    | YEAR(S)             |
|----|---------------------------|---------------------|
| 1  | Brian Hayward             | 1991-93             |
|    | Thomas Greiss             | 2007-13             |
| 2  | Rob Zettler               | 1991-94             |
|    | Jim Kyte                  | 1994-96             |
|    | Bill Houlder              | 1997-99             |
|    | Bobby Dollas              | 2000-01             |
|    | Mike Rathje (40)          | 2001-04             |
|    | Jim Vandermeer            | 2011-12             |
| 3  | David Williams (41)       | 1991-93             |
|    | Ilya Byakin               | 1994-95             |
|    | Doug Bodger (5)           | 1995-97             |
|    | Bob Rouse                 | 1998-00             |
|    | Steve Bancroft            | 2001-02             |
|    | Daniel McGillis           | 2002-03             |
|    | Douglas Murray (41)       | 2006-13             |
|    | Karl Stollery             | 2015                |
| 4  | Andrei Zyuzin (20)        | 1998-99             |
|    | Greg Hawgood              | 1996-97             |
|    | Jay More                  | 1991-96             |
|    | John Jakopin              | 2002-03             |
|    | Kyle McLaren              | 2002-08             |
|    | Rob Blake                 | 2008-10             |
|    | <b>Brenden Dillon</b>     | <b>2014-current</b> |
| 5  | Neil Wilkinson            | 1991-93             |
|    | Mike Lalor                | 1993-94             |
|    | Jason Widmer              | 1996-97             |
|    | Doug Bodger (3)           | 1997-98             |
|    | Ken Sutton                | 1997-98             |
|    | Jeff Norton (8)           | 1998-01             |
|    | Jeff Jillson              | 2001-03             |
|    | Rob Davison (38)          | 2003-08             |
|    | Colin White               | 2011-12             |
|    | Jason Demers (60)         | 2012-14             |
|    | David Schlemko            | 2016-17             |
| 6  | Ken Hammond               | 1991-92             |
|    | Sandis Ozolinsh (24)      | 1992-96             |
|    | Scott Hannan (22, 27, 43) | 1998-99             |
|    | Jason Marshall            | 2003-04             |
|    | Josh Gorges               | 2005-07             |
| 7  | Wayne Presley             | 1991-92             |
|    | Mikhail Kravets           | 1992-93             |
|    | Igor Larionov             | 1993-95             |
|    | Ville Peltonen            | 1996-97             |
|    | Richard Brennan           | 1997-98             |
|    | Shawn Burr (28)           | 1998-99             |
|    | Brad Stuart (12)          | 1999-05, 2012-14    |
|    | Mark Bell                 | 2006-07             |
|    | Niclas Wallin             | 2009-11             |
|    | <b>Paul Martin</b>        | <b>2015-current</b> |
| 8  | Dean Evason (12)          | 1991-92             |
|    | Larry DePalma             | 1992-93             |



Andrei Zyuzin

|    |                          |                     |
|----|--------------------------|---------------------|
|    | Jeff Norton (5)          | 1993-95             |
|    | Kevin Miller (12)        | 1995-96             |
|    | Darren Turcotte (9, 47)  | 1996-97             |
|    | Jarrod Skalde            | 1997-99             |
|    | Teemu Selanne            | 2001-03             |
|    | <b>Joe Pavelski (53)</b> | <b>2006-current</b> |
| 9  | Brian Lawton             | 1991-93             |
|    | Jon Morris               | 1992-93             |
|    | Gary Emmons              | 1993-94             |
|    | Darren Turcotte (8, 47)  | 1995-96             |
|    | Bernie Nicholls          | 1996-99             |
|    | Todd Harvey (13)         | 1999-01             |
|    | Adam Graves              | 2001-03             |
|    | Viacheslav Butsayev      | 2001-04             |
|    | Milan Michalek           | 2003-09             |
|    | Ian White                | 2011                |
|    | Martin Havlat            | 2011-14             |
|    | Dainius Zubrus           | 2015-16             |
| 10 | Tony Hrkac               | 1991-92             |
|    | Johan Garpenlov          | 1991-95             |
|    | Marcus Ragnarsson (33)   | 1996-03             |
|    | Alyn McCauley            | 2003-06             |
|    | Christian Ehrhoff (44)   | 2006-09             |
|    | Jamal Mayers             | 2010-11             |
|    | Brad Winchester          | 2011-12             |
|    | Andrew Desjardins (69)   | 2012-15             |
| 11 | Kelly Kisio              | 1991-93             |
|    | Yvon Corriveau           | 1992-93             |
|    | Gaetan Duchesne          | 1993-95             |
|    | Owen Nolan               | 1995-03             |
|    | Marcel Goc (57)          | 2005-09             |
|    | Bryan Lerg (42)          | 2015                |



## SHARKS BY THE NUMBERS

|    |                                 |                 |
|----|---------------------------------|-----------------|
| 12 | Dean Evason (8)                 | 1992-93         |
|    | Bob Errey (14, 22)              | 1993-95         |
|    | Kevin Miller (8)                | 1994-95         |
|    | Ron Sutter                      | 1996-00         |
|    | Bill Lindsay                    | 2000-01         |
| 13 | Brad Stuart (7)                 | 2000-01         |
|    | Patrick Marleau (14)            | 2001-2017       |
|    | Rick Lessard                    | 1991-92         |
|    | Jamie Baker                     | 1993-96/1998-99 |
|    | Todd Harvey (9)                 | 2001-04         |
| 14 | Bill Guerin                     | 2006-07         |
|    | Raffi Torres                    | 2013-2016       |
|    | Steve Bozek                     | 1991-92         |
|    | Ray Whitney (43)                | 1992-97         |
|    | Bob Errey (12, 22)              | 1996-97         |
| 15 | Patrick Marleau (12)            | 1997-01         |
|    | Jonathan Cheechoo               | 2002-09         |
|    | David Bruce                     | 1991-92         |
|    | Craig Janney                    | 1994-95         |
|    | Alexei Yegorov (48)             | 1996-97         |
| 16 | Dave Lowry (26)                 | 1997-00         |
|    | John MacLean                    | 1997-98         |
|    | Alexander Korolyuk (27, 48, 94) | 1998-02         |
|    | Wayne Primeau                   | 2003-06         |
|    | Ville Nieminen                  | 2006-07         |
| 17 | Dany Heatley                    | 2009-11         |
|    | James Sheppard                  | 2013-15         |
|    | Mark Pavelich                   | 1991-92         |
|    | Perry Berezan                   | 1991-92         |
|    | Dody Wood (45)                  | 1994-98         |
| 18 | Alex Hicks                      | 1998-99         |
|    | Mark Smith                      | 2000-07         |
|    | Devin Setoguchi                 | 2007-11         |
|    | Nick Spaling                    | 2016            |
|    | Pat Falloon                     | 1991-92         |
| 19 | Stephen Guolla (36)             | 1996-98         |
|    | Joe Murphy                      | 1997-99         |
|    | Scott Thornton                  | 2000-06         |
|    | Torrey Mitchell                 | 2007-12         |
|    | John McCarthy (43)              | 2015            |
| 20 | Dave Snuggerud                  | 1991-92         |
|    | Mark Pederson                   | 1992-93         |
|    | Mike Lalor                      | 1993-94         |
|    | Chris Tancill                   | 1994-97         |
|    | Mike Ricci                      | 1997-04         |
| 21 | Matthew Carle (25)              | 2006-08         |
|    | Dominic Moore                   | 2012            |
|    | Mike Brown                      | 2013-16         |
|    | Brian Mullen                    | 1991-92         |
|    | Doug Zmolek                     | 1992-94         |
| 22 | Jeff Friesen (39)               | 1995-96         |
|    | Tim Hunter                      | 1996-97         |
|    | Marco Sturm                     | 1997-05         |
|    | Joe Thornton                    | 2005-current    |
|    |                                 |                 |



Dave Lowry

|    |                          |              |
|----|--------------------------|--------------|
| 20 | Ed Belfour (30)          | 1997         |
|    | John Carter              | 1991-92      |
|    | Kip Miller               | 1993-94      |
|    | Andrei Zyuzin (4)        | 1997-98      |
|    | Gary Suter               | 1998-02      |
| 21 | Evgeni Nabokov (35)      | 2002-10      |
|    | Kyle Wellwood            | 2011         |
|    | John Scott               | 2014-15      |
|    | Marcus Sorensen          | 2016-current |
|    | Craig Cox                | 1991-92      |
| 22 | Peter Ahola              | 1992-93      |
|    | Yvon Corriveau           | 1992-93      |
|    | Dave Brown               | 1995-96      |
|    | Tony Granato             | 1996-01      |
|    | Jim Fahey                | 2002-06      |
| 23 | Alexei Semenov           | 2007-09      |
|    | Scott Nichol             | 2009-11      |
|    | TJ Galiardi (37)         | 2013         |
|    | Ben Smith                | 2015-16      |
|    | Mike McHugh              | 1991-92      |
| 24 | Paul Fenton              | 1991-92      |
|    | Lyndon Byers             | 1992-93      |
|    | Ulf Dahlen               | 1993-97      |
|    | Bob Errey (12, 14)       | 1996-97      |
|    | Murray Craven (32)       | 1997-98      |
| 25 | Ronnie Stern             | 1998-00      |
|    | Scott Hannan (6, 27, 43) | 2000-07      |
|    | Dan Boyle                | 2008-14      |
|    |                          |              |
|    |                          |              |



## SHARKS BY THE NUMBERS




Vincent Damphousse

|    |                             |                     |                                 |                     |
|----|-----------------------------|---------------------|---------------------------------|---------------------|
| 23 | Link Gaetz                  | 1991-92             | Chris Lipuma                    | 1996-97             |
|    | Andrei Nazarov (62)         | 1993-96             | Dave Lowry (15)                 | 1997-00             |
|    | Todd Gill                   | 1996-98             | Jim Montgomery                  | 2000-01             |
|    | Shawn Heins                 | 1998-03             | Mike Craig (25)                 | 2001-02             |
|    | Nicholas Dimitrakos         | 2002-06             | Lynn Loynes                     | 2002-04             |
|    | Scott Gomez                 | 2013                | Steve Bernier (46)              | 2005-08             |
|    | <b>Barclay Goodrow (89)</b> | <b>2016-current</b> | Michal Handzus                  | 2011-13             |
| 24 | Doug Wilson                 | 1991-92             | 27 Perry Anderson               | 1991-92             |
|    | Sergei Makarov              | 1993-95             | Hubie McDonough                 | 1992-93             |
|    | Barry Potomski              | 1997-98             | Dave Capuano                    | 1993-94             |
|    | Niklas Sundstrom            | 1999-03             | Todd Elik                       | 1993-95             |
|    | Brad Boyes                  | 2003-04             | Bryan Marchment                 | 1997-03             |
|    | Josh Langfeld               | 2005-06             | Alexander Korolyuk (15, 48, 94) | 1997-98             |
|    | Sandis Ozolinsh (6)         | 2007-08             | Scott Parker                    | 2003-07             |
|    | Travis Moen                 | 2009                | Jeremy Roenick                  | 2007-09             |
| 25 | Bob McGill                  | 1991-92             | Manny Malhotra                  | 2009-10             |
|    | Dave Maley                  | 1992-94             | Scott Hannan (6, 22, 43)        | 2013-15             |
|    | Viktor Kozlov (47)          | 1995-98             | <b>Joonas Donskoi</b>           | <b>2015-current</b> |
|    | Mike Craig (26)             | 1998-99             | 28 J.F. Quintin                 | 1991-92             |
|    | Vincent Damphousse          | 1999-04             | Sergei Bautin                   | 1995-96             |
|    | Matthew Carle (18)          | 2005-06             | Iain Fraser                     | 1996-97             |
|    | Mike Grier                  | 2006-09             | Shawn Burr (7)                  | 1997-98             |
|    | Tye McGinn                  | 2014-15             | Mikael Samuelsson               | 2000-01             |
| 26 | Peter Lappin                | 1991-92             | Matt Bradley (44)               | 2001-03             |
|    | Petri Skriko                | 1992-93             | Nils Ekman                      | 2003-06             |
|    | Robin Bawa                  | 1992-93             | Jay Leach                       | 2009-10             |
|    | Vlastimil Kroupa (44)       | 1993-95             | Andrew Murray                   | 2011-12             |
|    | Ray Sheppard                | 1995-96             | <b>Timotei Meier</b>            | <b>2016-current</b> |



## SHARKS BY THE NUMBERS

|    |                       |                     |    |                        |                     |
|----|-----------------------|---------------------|----|------------------------|---------------------|
| 29 | Dean Kolstad          | 1992-93             | 33 | Dale Craigwell         | 1991-92             |
|    | Jimmy Waite           | 1993-94             |    | Marcus Ragnarsson (10) | 1995-96             |
|    | Geoff Sarjeant        | 1995-96             |    | Marty McSorley         | 1996-98             |
|    | Mike Vernon           | 1997-00             |    | Brantt Myhres          | 1998-00             |
|    | Paul Kruse            | 2000-01             |    | Brian Boucher          | 2007-09             |
|    | Vesa Toskala (35)     | 2002-03             | 34 | Mike Colman            | 1991-92             |
|    | Ryane Clowe           | 2005-13             |    | Yves Racine (47)       | 1995-96             |
| 30 | Ed Belfour (20)       | 1997                |    | Niklas Andersson       | 1997-98             |
|    | Jeff Hackett          | 1991-92             |    | Miikka Kiprusoff (37)  | 2000-01             |
|    | Chris Terrier         | 1996-97             |    | Patrick Rissmiller     | 2003-08             |
|    | Jason Muzzatti        | 1997-98             |    | Daniel Winnik          | 2012                |
|    | Sean Gauthier         | 1998-99             |    | Troy Grosenick         | 2014-15             |
|    | Dimitri Patzold       | 2007-08             |    | James Reimer           | 2016                |
|    | Antero Niitymäki      | 2010-12             | 35 | Jarmo Myllys           | 1991-92             |
|    | <b>Aaron Dell</b>     | <b>2016-current</b> |    | Evgeni Nabokov (20)    | 1999-02             |
| 31 | Wade Flaherty         | 1991-92             |    | Vesa Toskala (29)      | 2001/2003-07        |
|    | Steve Shields         | 1998-01             | 36 | Jeff Odgers            | 1991-92             |
|    | Nolan Schaefer        | 2005-06             |    | Todd Ewen              | 1996-97             |
|    | Antti Niemi           | 2010-15             |    | Stephen Guolla (17)    | 1998-99             |
|    | <b>Martin Jones</b>   | <b>2015-current</b> |    | Dwight Helminen        | 2009-10             |
| 32 | Arturs Irbe           | 1991-92             |    | <b>Jannik Hansen</b>   | <b>2017-current</b> |
|    | Kelly Hrudey          | 1996-98             | 37 | Don Barber             | 1991-92             |
|    | Murray Craven (22)    | 1998-00             |    | Rob Gaudreau           | 1992-93             |
|    | Stephane Matteau (37) | 2000-02             |    | Ville Peltonen         | 1995-96             |
|    | Miroslav Zalesak (46) | 2003-04             |    | Stephane Matteau (32)  | 1997-00             |
|    | Claude Lemieux        | 2008-09             |    | Miikka Kiprusoff (34)  | 2001-03             |
|    | Alex Stalock          | 2011-16             |    | Curtis Brown           | 2004/2006-08        |



Jeff Odgers



|    |                            |                     |                                    |                     |
|----|----------------------------|---------------------|------------------------------------|---------------------|
| 37 | Grant Stevenson (55)       | 2005-06             | Tim Kennedy                        | 2013                |
|    | Brad Lukowich              | 2008-09             | Roman Polak                        | 2016                |
|    | T.J. Galiardi (21)         | 2012                | 47 Mike Sullivan                   | 1991-94             |
|    | Adam Burish                | 2012-2015           | Viktor Kozlov (25)                 | 1994-95             |
| 38 | Pat MacLeod                | 1991-92             | Darren Turcotte (8, 9)             | 1995-96             |
|    | Michal Sykora              | 1993-97             | Yves Racine (34)                   | 1995-96             |
|    | Rob Davison (5)            | 2002-03             | Tom Cavanagh                       | 2007-09             |
|    | Bracken Kearns             | 2013-14             | Joe Callahan                       | 2009-10             |
|    | Micheal Haley              | 2014-2017           | 48 Alexei Yegorov                  | 1995-96             |
| 39 | Ed Courtenay               | 1991-92             | Alexander Korolyuk (15, 27, 94)    | 1997                |
|    | Jeff Friesen (19)          | 1994-01             | Steven Zalewski                    | 2009-10             |
|    | Tomas Plihal               | 2006-09             | <b>Tomas Hertl</b>                 | <b>2013-current</b> |
|    | <b>Logan Couture</b>       | <b>2009-current</b> | 49 Chad Wiseman                    | 2002-03             |
| 40 | Mikhail Kravets            | 1991-92             | Mathieu Darche                     | 2006-07             |
|    | Mark Beaufait              | 1992-93             | 50 Jaroslav Otevrel (42)           | 1993-94             |
|    | Mike Rathje (2)            | 1993-01             | Hannes Hyvonen                     | 2001-02             |
|    | Riley Armstrong            | 2008-09             | <b>Chris Tierney</b>               | <b>2014-current</b> |
|    | Kent Huskins               | 2009-11             | 51 Brian Campbell                  | 2008                |
|    | <b>Ryan Carpenter</b>      | <b>2015-current</b> | 52 Craig Rivet                     | 2006-08             |
| 41 | David Williams (3)         | 1991-93             | Matt Irwin                         | 2013-15             |
|    | Tom Pederson               | 1992-96             | 53 Jesse Fibiger                   | 2002-03             |
|    | Ryan Kraft                 | 2002-03             | Joe Pavelski (8)                   | 2006                |
|    | Douglas Murray (3)         | 2005-06             | Ryan Vesce                         | 2008-10             |
|    | Jed Ortmeyer               | 2009-10             | 54 Nick Petrecki                   | 2013-14             |
|    | Mirco Mueller              | 2014-2017           | 55 Grant Stevenson (37)            | 2005-06             |
| 42 | Dave Maley                 | 1992-93             | Mike Moore                         | 2010-11             |
|    | Jaroslav Otevrel (50)      | 1992-93             | Ben Eager                          | 2011                |
|    | Shean Donovan              | 1994-97             | 57 Marcel Goc (11)                 | 2004                |
|    | Andy Sutton                | 1998-00             | Tommy Wingels                      | 2010-2017           |
|    | Tom Preissing              | 2003-06             | 59 Brad Staubitz                   | 2008-10             |
|    | Matt Pelech                | 2013-14             | 60 Jason Demers (5)                | 2009-12             |
|    | Bryan Lerg                 | 2015                | 61 <b>Justin Braun</b>             | <b>2010-current</b> |
|    | <b>Joel Ward</b>           | <b>2015-current</b> | 62 Andrei Nazarov (23)             | 1996-98             |
| 43 | Ray Whitney (14)           | 1991-92             | <b>Kevin Labanc</b>                | <b>2016-current</b> |
|    | Jeff McLean                | 1993-94             | 64 Jamie McGinn                    | 2008-12             |
|    | Jan Caloun (91)            | 1995-96             | 65 Derek Joslin                    | 2008-11             |
|    | Al Iafrate                 | 1996-98             | <b>Daniel O'Regan</b>              | <b>2016-current</b> |
|    | Scott Hannan (6, 22, 27)   | 1999-00             | 68 Frazer McLaren                  | 2009-13             |
|    | Matt Carkner               | 2005-06             | <b>Melker Karlsson</b>             | <b>2014-current</b> |
|    | Lukas Kaspar               | 2007-09             | 69 Andrew Desjardins (10)          | 2010-12             |
|    | John McCarthy (17)         | 2010-14             | 71 <b>Daniil Tarasov</b>           | <b>2015-current</b> |
|    | Taylor Fedun               | 2015                | 72 Brandon Mashinter               | 2010-13             |
| 44 | Kevin Evans                | 1991-92             | <b>Tim Heed</b>                    | <b>2016-current</b> |
|    | Michel Picard              | 1992-93             | <b>Dylan DeMelo</b>                | <b>2015-current</b> |
|    | Shawn Cronin               | 1993-95             | 75 Freddie Hamilton                | 2013-15             |
|    | Vlastimil Kroupa (26)      | 1995-97             | 76 Eriah Hayes                     | 2014-15             |
|    | Matt Bradley (28)          | 2000-01             | 78 Benn Ferriero                   | 2009-12             |
|    | Christian Ehrhoff (10)     | 2003-06             | 80 Matt Tennyson                   | 2013-16             |
|    | <b>Marc-Edouard Vlasic</b> | <b>2006-current</b> | 81 Tyler Kennedy                   | 2013-15             |
| 45 | Neil Wilkinson             | 1991                | 82 Nikolay Goldobin                | 2015-2017           |
|    | Claudio Scremin            | 1991-92             | 83 Matt Nieto                      | 2013-2017           |
|    | Dody Wood (16)             | 1992-93             | 88 <b>Brent Burns</b>              | <b>2011-current</b> |
|    | Jody Shelley               | 2007-10             | 89 Barclay Goodrow (23)            | 2014-16             |
| 46 | Steve Bernier (26)         | 2005                | <b>Mikkel Boedker</b>              | <b>2016-current</b> |
|    | Miroslav Zalesak (32)      | 2002-03             | 91 Jan Caloun (43)                 | 1996-97             |
|    | Mike Igglunden             | 2007-08             | 94 Alexander Korolyuk (15, 27, 48) | 2003-04             |



Jonathan Cheechoo

## ALL-TIME SHARKS SCORING

Current Sharks players are in **BOLD**.

| RNK       | POS        | NO           | PLAYER                     | GP         | G          | A          | PTS        | +/-        | PIM        | PP         | SH       | GW        | S           | PCTG         |
|-----------|------------|--------------|----------------------------|------------|------------|------------|------------|------------|------------|------------|----------|-----------|-------------|--------------|
| 1         | L/C        | 12,14        | Patrick Marleau            | 1493       | 508        | 574        | 1082       | -8         | 459        | 160        | 17       | 98        | 3798        | 13.38        |
| <b>2</b>  | <b>C</b>   | <b>19</b>    | <b>Joe Thornton</b>        | <b>914</b> | <b>215</b> | <b>722</b> | <b>937</b> | <b>181</b> | <b>539</b> | <b>74</b>  | <b>3</b> | <b>34</b> | <b>1651</b> | <b>13.02</b> |
| <b>3</b>  | <b>C</b>   | <b>8, 53</b> | <b>Joe Pavelski</b>        | <b>806</b> | <b>295</b> | <b>336</b> | <b>631</b> | <b>112</b> | <b>308</b> | <b>102</b> | <b>9</b> | <b>53</b> | <b>2436</b> | <b>12.11</b> |
| 4         | R          | 11           | Owen Nolan                 | 568        | 206        | 245        | 451        | -34        | 934        | 75         | 14       | 25        | 1668        | 12.35        |
| <b>5</b>  | <b>C</b>   | <b>39</b>    | <b>Logan Couture</b>       | <b>504</b> | <b>179</b> | <b>197</b> | <b>376</b> | <b>59</b>  | <b>131</b> | <b>55</b>  | <b>6</b> | <b>36</b> | <b>1498</b> | <b>11.95</b> |
| 6         | C/L        | 39,19        | Jeff Friesen               | 512        | 149        | 201        | 350        | -19        | 316        | 43         | 13       | 25        | 1121        | 13.29        |
| <b>7</b>  | <b>R/D</b> | <b>88</b>    | <b>Brent Burns</b>         | <b>426</b> | <b>115</b> | <b>201</b> | <b>316</b> | <b>39</b>  | <b>246</b> | <b>31</b>  | <b>1</b> | <b>17</b> | <b>1445</b> | <b>7.96</b>  |
| 8         | R          | 14           | Jonathan Cheechoo          | 440        | 165        | 126        | 291        | 42         | 304        | 62         | 3        | 36        | 1208        | 13.66        |
| 9         | C          | 25           | Vincent Damphousse         | 385        | 92         | 197        | 289        | 14         | 316        | 39         | 3        | 19        | 852         | 10.80        |
| 10        | C/L        | 19           | Marco Sturm                | 553        | 128        | 145        | 273        | 42         | 242        | 32         | 14       | 27        | 1119        | 11.44        |
| 11        | L          | 29           | Ryane Clowe                | 423        | 101        | 170        | 271        | 13         | 567        | 28         | 0        | 10        | 909         | 11.11        |
| 12        | D          | 22           | Dan Boyle                  | 431        | 68         | 201        | 269        | 19         | 305        | 32         | 0        | 12        | 1095        | 6.21         |
| 13        | C          | 18           | Mike Ricci                 | 529        | 101        | 162        | 263        | 19         | 355        | 38         | 6        | 15        | 723         | 13.97        |
| <b>14</b> | <b>D</b>   | <b>44</b>    | <b>Marc-Edouard Vlasic</b> | <b>812</b> | <b>53</b>  | <b>201</b> | <b>254</b> | <b>129</b> | <b>348</b> | <b>10</b>  | <b>1</b> | <b>9</b>  | <b>1106</b> | <b>4.79</b>  |
| 15        | R          | 9            | Milan Michalek             | 317        | 91         | 123        | 214        | 49         | 184        | 26         | 1        | 25        | 763         | 11.93        |
| 16        | D          | 7, 12        | Brad Stuart                | 486        | 39         | 131        | 170        | 35         | 281        | 16         | 1        | 11        | 684         | 5.70         |
| 17        | R          | 17           | Pat Falloon                | 258        | 76         | 86         | 162        | -65        | 75         | 16         | 1        | 6         | 614         | 12.38        |
| 18        | R          | 16           | Devin Setoguchi            | 267        | 84         | 75         | 159        | 20         | 89         | 26         | 0        | 14        | 715         | 11.75        |
| 19        | D          | 2,40         | Mike Rathje                | 671        | 27         | 128        | 155        | 11         | 439        | 11         | 1        | 2         | 687         | 3.93         |
| 20        | D          | 10,33        | Marcus Ragnarsson          | 519        | 28         | 125        | 153        | -25        | 392        | 12         | 0        | 5         | 558         | 5.02         |
| 21        | L          | 17           | Scott Thornton             | 342        | 77         | 70         | 147        | -6         | 439        | 16         | 0        | 10        | 616         | 12.50        |
| 22        | L          | 15           | Dany Heatley               | 162        | 65         | 81         | 146        | 22         | 110        | 29         | 2        | 14        | 497         | 13.08        |
| 23        | D          | 27,22,6,43   | Scott Hannan               | 626        | 30         | 116        | 146        | 43         | 412        | 3          | 1        | 4         | 706         | 4.25         |
| 24        | R/L        | 94,27,41,15  | Alexander Korolyuk         | 296        | 62         | 80         | 142        | 26         | 140        | 13         | 0        | 5         | 540         | 11.48        |
| 25        | R          | 24           | Niklas Sundstrom           | 281        | 33         | 104        | 137        | 22         | 122        | 6          | 3        | 2         | 300         | 11.00        |
| 26        | L          | 10           | Johan Garpenlov            | 184        | 46         | 86         | 132        | -22        | 90         | 22         | 0        | 5         | 333         | 13.81        |
| 27        | D          | 24,6         | Sandis Ozolinsh            | 212        | 46         | 86         | 132        | -8         | 122        | 12         | 1        | 5         | 383         | 12.01        |
| 28        | D          | 44, 10       | Christian Ehrhoff          | 341        | 25         | 107        | 132        | 19         | 244        | 14         | 0        | 8         | 608         | 4.11         |
| 29        | R          | 8            | Teemu Selanne              | 176        | 64         | 67         | 131        | -16        | 70         | 18         | 1        | 15        | 486         | 13.17        |
| <b>30</b> | <b>RW</b>  | <b>48</b>    | <b>Tomas Hertl</b>         | <b>249</b> | <b>59</b>  | <b>65</b>  | <b>124</b> | <b>14</b>  | <b>60</b>  | <b>10</b>  | <b>0</b> | <b>14</b> | <b>545</b>  | <b>10.83</b> |
| 31        | L/C        | 43,14        | Ray Whitney                | 200        | 48         | 73         | 121        | -49        | 52         | 10         | 2        | 3         | 307         | 15.64        |
| 32        | L          | 32,37        | Stephane Matteau           | 345        | 55         | 64         | 119        | 12         | 241        | 3          | 1        | 8         | 348         | 15.80        |
| 33        | C          | 11           | Kelly Kisio                | 126        | 37         | 78         | 115        | -22        | 144        | 11         | 5        | 4         | 220         | 16.82        |
| 34        | C          | 57           | Tommy Wingels              | 300        | 46         | 68         | 114        | -17        | 182        | 5          | 4        | 8         | 573         | 8.03         |
| 35        | L          | 28           | Nils Ekman                 | 159        | 43         | 69         | 112        | 50         | 88         | 6          | 4        | 7         | 323         | 13.31        |





## ALL-TIME SHARKS SCORING

| RNK | POS | NO       | PLAYER              | GP  | G  | A  | PTS | +/- | PIM  | PP | SH | GW | S   | PCTG  |
|-----|-----|----------|---------------------|-----|----|----|-----|-----|------|----|----|----|-----|-------|
| 36  | D   | 61       | Justin Braun        | 448 | 17 | 88 | 105 | 31  | 163  | 4  | 0  | 1  | 629 | 2.70  |
| 37  | D   | 20       | Gary Suter          | 227 | 22 | 79 | 101 | 28  | 193  | 9  | 1  | 2  | 507 | 4.34  |
| 38  | R   | 21       | Tony Granato        | 278 | 57 | 42 | 99  | 1   | 387  | 10 | 2  | 8  | 567 | 10.05 |
| 39  | D   | 60, 5    | Jason Demers        | 300 | 16 | 82 | 98  | 20  | 119  | 6  | 0  | 2  | 382 | 4.19  |
| 40  | R   | 22       | Ulf Dahlen          | 161 | 41 | 52 | 93  | -34 | 46   | 15 | 1  | 9  | 309 | 13.27 |
| 41  | D   | 5, 8     | Jeff Norton         | 225 | 12 | 81 | 93  | 21  | 174  | 3  | 0  | 1  | 231 | 5.19  |
| 42  | R   | 24       | Sergei Makarov      | 123 | 40 | 52 | 92  | 7   | 118  | 11 | 0  | 6  | 211 | 18.96 |
| 43  | C   | 27       | Todd Elik           | 97  | 32 | 51 | 83  | 0   | 107  | 13 | 0  | 4  | 230 | 13.91 |
| 44  | C   | 10       | Alyn McCauley       | 174 | 35 | 48 | 83  | 18  | 62   | 12 | 2  | 7  | 280 | 12.50 |
| 45  | R/C | 13, 9    | Todd Harvey         | 301 | 34 | 49 | 83  | 28  | 335  | 3  | 0  | 3  | 306 | 11.11 |
| 46  | D   | 4        | Kyle McLaren        | 302 | 12 | 71 | 83  | 19  | 301  | 1  | 1  | 1  | 259 | 4.63  |
| 47  | C   | 7        | Igor Larionov       | 97  | 23 | 59 | 82  | 11  | 54   | 4  | 2  | 3  | 146 | 15.75 |
| 48  | C   | 15       | Craig Janney        | 98  | 18 | 64 | 82  | -39 | 36   | 7  | 0  | 2  | 109 | 16.51 |
| 49  | R   | 36       | Jeff Odgers         | 334 | 48 | 34 | 82  | -72 | 1001 | 13 | 0  | 2  | 368 | 13.04 |
| 50  | R   | 26, 46   | Steve Bernier       | 160 | 42 | 39 | 81  | 7   | 126  | 12 | 1  | 5  | 275 | 15.27 |
| 51  | R   | 37       | Rob Gaudreau        | 143 | 38 | 40 | 78  | -28 | 46   | 11 | 2  | 5  | 342 | 11.11 |
| 52  | R   | 25       | Mike Grier          | 221 | 35 | 43 | 78  | -5  | 92   | 3  | 7  | 7  | 365 | 9.59  |
| 53  | C   | 9        | Bernie Nicholls     | 135 | 18 | 57 | 75  | -29 | 93   | 5  | 1  | 0  | 229 | 7.86  |
| 54  | D   | 4        | Rob Blake           | 143 | 17 | 58 | 75  | 29  | 170  | 10 | 0  | 2  | 380 | 4.47  |
| 55  | C   | 17       | Torrey Mitchell     | 280 | 30 | 43 | 73  | 7   | 152  | 1  | 2  | 1  | 385 | 7.79  |
| 56  | R   | 42       | Joel Ward           | 157 | 31 | 41 | 72  | -17 | 58   | 6  | 3  | 5  | 243 | 12.76 |
| 57  | C/L | 25, 47   | Viktor Kozlov       | 174 | 29 | 40 | 69  | -38 | 50   | 7  | 0  | 4  | 365 | 7.95  |
| 58  | LW  | 83       | Matt Nieto          | 205 | 28 | 40 | 68  | -24 | 46   | 2  | 2  | 4  | 349 | 8.02  |
| 59  | D   | 41       | Tom Pederson        | 225 | 19 | 47 | 66  | -36 | 133  | 6  | 0  | 4  | 405 | 4.69  |
| 60  | C   | 16       | Mark Smith          | 323 | 22 | 44 | 66  | -4  | 398  | 4  | 1  | 2  | 316 | 6.96  |
| 61  | D   | 27       | Bryan Marchment     | 334 | 13 | 53 | 66  | 33  | 706  | 0  | 1  | 3  | 320 | 4.06  |
| 62  | R   | 68       | Melker Karlsson     | 185 | 34 | 31 | 65  | 9   | 58   | 1  | 2  | 4  | 269 | 12.64 |
| 63  | D   | 2        | Bill Houlder        | 158 | 16 | 48 | 64  | 21  | 88   | 11 | 0  | 7  | 217 | 7.37  |
| 64  | C   | 50       | Chris Tierney       | 202 | 24 | 40 | 64  | -13 | 32   | 3  | 2  | 5  | 234 | 10.26 |
| 65  | D   | 25, 18   | Matthew Carle       | 151 | 16 | 47 | 63  | -1  | 70   | 12 | 0  | 3  | 185 | 8.65  |
| 66  | D   | 42       | Tom Preissing       | 143 | 13 | 49 | 62  | 25  | 38   | 4  | 0  | 3  | 220 | 5.91  |
| 67  | C   | 13       | Jamie Baker         | 186 | 35 | 27 | 62  | -23 | 139  | 2  | 7  | 2  | 246 | 14.23 |
| 68  | D   | 41, 3    | Douglas Murray      | 451 | 6  | 53 | 59  | 32  | 361  | 1  | 0  | 1  | 414 | 1.45  |
| 69  | R   | 17       | Joe Murphy          | 86  | 30 | 27 | 57  | 11  | 87   | 9  | 0  | 2  | 205 | 14.63 |
| 70  | C   | 8, 12    | Dean Evason         | 158 | 23 | 34 | 57  | -57 | 231  | 4  | 0  | 2  | 195 | 11.79 |
| 71  | L/R | 8, 12    | Kevin Miller        | 89  | 28 | 27 | 55  | -8  | 54   | 3  | 3  | 4  | 187 | 14.97 |
| 72  | C   | 11       | Marcel Goc          | 265 | 20 | 34 | 54  | -30 | 76   | 2  | 1  | 3  | 383 | 5.22  |
| 73  | R   | 23       | Nicholas Dimitrakos | 134 | 19 | 34 | 53  | -1  | 83   | 5  | 0  | 4  | 216 | 8.80  |
| 74  | R   | 27       | Joonas Donskoi      | 137 | 17 | 36 | 53  | -1  | 30   | 4  | 0  | 1  | 202 | 8.42  |
| 75  | L   | 23, 62   | Andrei Nazarov      | 169 | 23 | 28 | 51  | -24 | 490  | 3  | 0  | 2  | 221 | 10.41 |
| 76  | D   | 52       | Matt Irwin          | 153 | 16 | 34 | 50  | 7   | 63   | 6  | 0  | 1  | 319 | 5.02  |
| 77  | D   | 4        | Jay More            | 287 | 12 | 38 | 50  | -97 | 545  | 1  | 1  | 1  | 297 | 4.04  |
| 78  | R   | 9        | Adam Graves         | 163 | 26 | 23 | 49  | -3  | 83   | 2  | 3  | 1  | 257 | 10.12 |
| 79  | D   | 3, 5     | Doug Bodger         | 166 | 9  | 40 | 49  | -32 | 146  | 3  | 0  | 2  | 231 | 3.90  |
| 80  | L   | 64       | Jamie McGinn        | 204 | 27 | 22 | 49  | -14 | 99   | 4  | 0  | 3  | 270 | 10.00 |
| 81  | C   | 8, 9, 47 | Darren Turcotte     | 74  | 22 | 26 | 48  | 0   | 20   | 3  | 2  | 6  | 159 | 13.84 |
| 82  | D   | 24       | Doug Wilson         | 86  | 12 | 36 | 48  | -66 | 66   | 5  | 0  | 0  | 233 | 5.15  |
| 83  | C   | 69, 10   | Andrew Desjardins   | 272 | 15 | 33 | 48  | -13 | 248  | 0  | 0  | 5  | 281 | 5.34  |
| 84  | C   | 9        | Brian Lawton        | 80  | 17 | 30 | 47  | -34 | 54   | 7  | 0  | 1  | 160 | 10.63 |
| 85  | R   | 26       | Ray Sheppard        | 51  | 27 | 19 | 46  | -19 | 10   | 12 | 0  | 4  | 170 | 15.88 |
| 86  | L   | 19       | Brian Mullen        | 72  | 18 | 28 | 46  | -14 | 66   | 5  | 3  | 1  | 168 | 10.71 |
| 87  | C   | 27       | Jeremy Roenick      | 111 | 18 | 28 | 46  | -9  | 50   | 8  | 0  | 10 | 139 | 12.95 |
| 88  | D   | 7        | Paul Martin         | 159 | 7  | 39 | 46  | 23  | 42   | 1  | 0  | 1  | 106 | 6.60  |
| 89  | R   | 9        | Martin Havlat       | 79  | 15 | 30 | 45  | 17  | 52   | 5  | 0  | 2  | 185 | 8.11  |
| 90  | C/L | 22, 32   | Murray Craven       | 129 | 16 | 29 | 45  | -1  | 47   | 2  | 4  | 4  | 180 | 8.89  |
| 91  | C   | 34       | Patrick Rissmiller  | 180 | 18 | 27 | 45  | -6  | 60   | 2  | 0  | 3  | 247 | 7.29  |
| 92  | L/R | 15       | David Bruce         | 79  | 24 | 19 | 43  | -36 | 79   | 12 | 1  | 1  | 178 | 13.48 |
| 93  | D   | 52       | Craig Rivet         | 91  | 6  | 37 | 43  | 11  | 116  | 2  | 0  | 0  | 136 | 4.41  |
| 94  | L   | 12, 22   | Bob Errey           | 107 | 17 | 26 | 43  | -9  | 173  | 5  | 0  | 2  | 146 | 11.64 |
| 95  | D   | 23       | Todd Gill           | 143 | 8  | 34 | 42  | -33 | 132  | 4  | 0  | 1  | 201 | 3.98  |
| 96  | R   | 42       | Shean Donovan       | 181 | 25 | 17 | 42  | -38 | 109  | 0  | 2  | 2  | 225 | 11.11 |
| 97  | L/R | 18       | Chris Tancill       | 96  | 14 | 27 | 41  | -16 | 38   | 1  | 2  | 0  | 152 | 9.21  |
| 98  | C   | 12       | Ron Sutter          | 272 | 15 | 26 | 41  | -21 | 161  | 1  | 3  | 4  | 270 | 5.56  |
| 99  | D   | 3, 41    | David Williams      | 96  | 4  | 36 | 40  | -40 | 89   | 3  | 0  | 1  | 151 | 2.65  |





## ALL-TIME SHARKS SCORING

| RNK | POS | NO     | PLAYER                 | GP         | G         | A         | PTS       | +/-       | PIM        | PP       | SH       | GW       | S          | PCTG         |
|-----|-----|--------|------------------------|------------|-----------|-----------|-----------|-----------|------------|----------|----------|----------|------------|--------------|
| 100 | F   | 15     | James Sheppard         | 156        | 10        | 30        | 40        | -9        | 75         | 0        | 0        | 1        | 192        | 5.21         |
| 101 | C   | 15     | Wayne Primeau          | 100        | 15        | 24        | 39        | 0         | 107        | 1        | 2        | 2        | 190        | 7.89         |
| 102 | L   | 11     | Gaetan Duchesne        | 117        | 14        | 25        | 39        | 2         | 44         | 0        | 1        | 3        | 169        | 8.28         |
| 103 | C   | 32,47  | Mike Sullivan          | 171        | 16        | 21        | 37        | -63       | 49         | 1        | 4        | 2        | 188        | 8.51         |
| 104 | D   | 38     | Michal Sykora          | 152        | 7         | 29        | 36        | -12       | 137        | 2        | 0        | 0        | 147        | 4.76         |
| 105 | C   | 27     | Manny Malhotra         | 71         | 14        | 19        | 33        | 17        | 41         | 2        | 0        | 4        | 111        | 12.61        |
| 106 | C   | 37     | Curtis Brown           | 123        | 15        | 18        | 33        | 3         | 72         | 0        | 2        | 3        | 143        | 10.49        |
| 107 | R   | 15     | John MacLean           | 51         | 13        | 19        | 32        | 0         | 28         | 5        | 0        | 2        | 139        | 9.35         |
| 108 | D   | 40     | Kent Huskins           | 132        | 5         | 27        | 32        | 14        | 59         | 0        | 0        | 0        | 85         | 5.88         |
| 109 | D   | 4      | <b>Brenden Dillon</b>  | <b>217</b> | <b>6</b>  | <b>24</b> | <b>30</b> | <b>-5</b> | <b>175</b> | <b>0</b> | <b>1</b> | <b>2</b> | <b>254</b> | <b>2.36</b>  |
| 110 | C   | 33     | Dale Craigwell         | 98         | 11        | 18        | 29        | -20       | 28         | 4        | 1        | 2        | 80         | 13.75        |
| 111 | R   | 28,44  | Matt Bradley           | 121        | 12        | 17        | 29        | 21        | 99         | 0        | 0        | 2        | 100        | 12.00        |
| 112 | D   | 33     | Marty McSorley         | 113        | 6         | 22        | 28        | 4         | 326        | 0        | 1        | 1        | 120        | 5.00         |
| 113 | L   | 15,26  | Dave Lowry             | 143        | 11        | 17        | 28        | -4        | 93         | 2        | 0        | 1        | 130        | 8.46         |
| 114 | C/L | 17     | Stephen Guolla         | 64         | 16        | 11        | 27        | -9        | 20         | 2        | 0        | 2        | 112        | 14.29        |
| 115 | D   | 5      | Neil Wilkinson         | 119        | 5         | 22        | 27        | -61       | 203        | 1        | 1        | 0        | 146        | 3.42         |
| 116 | L   | 89     | <b>Mikkel Boedker</b>  | <b>81</b>  | <b>10</b> | <b>16</b> | <b>26</b> | <b>0</b>  | <b>10</b>  | <b>0</b> | <b>1</b> | <b>2</b> | <b>122</b> | <b>8.20</b>  |
| 117 | RW  | 81     | Tyler Kennedy          | 92         | 8         | 18        | 26        | -9        | 42         | 0        | 0        | 3        | 191        | 4.19         |
| 118 | C   | 16     | Perry Berezan          | 94         | 15        | 11        | 26        | -44       | 58         | 5        | 2        | 2        | 149        | 10.07        |
| 119 | C   | 26     | Michal Handzus         | 95         | 8         | 18        | 26        | -15       | 30         | 2        | 0        | 0        | 112        | 7.14         |
| 120 | C   | 21     | Scott Nichol           | 135        | 8         | 18        | 26        | -3        | 122        | 0        | 1        | 0        | 154        | 5.19         |
| 121 | R   | 22     | Ronnie Stern           | 145        | 11        | 14        | 25        | -12       | 309        | 1        | 0        | 2        | 157        | 7.01         |
| 122 | D   | 43     | Al Iafrate             | 59         | 8         | 16        | 24        | -11       | 119        | 5        | 0        | 0        | 128        | 6.25         |
| 123 | D   | 5      | Jeff Jillson           | 74         | 5         | 19        | 24        | -5        | 38         | 3        | 0        | 2        | 69         | 7.25         |
| 124 | D   | 21     | Jim Fahey              | 79         | 1         | 23        | 24        | -16       | 65         | 0        | 0        | 0        | 107        | 0.93         |
| 125 | C   | 37,55  | Grant Stevenson        | 47         | 10        | 12        | 22        | -7        | 14         | 5        | 0        | 2        | 67         | 14.93        |
| 126 | R   | 7      | Wayne Presley          | 47         | 8         | 14        | 22        | -29       | 76         | 3        | 0        | 0        | 114        | 7.02         |
| 127 | RW  | 78     | Benn Ferriero          | 92         | 14        | 8         | 22        | 12        | 25         | 1        | 0        | 5        | 166        | 8.43         |
| 128 | D   | 26,44  | Vlastimil Kroupa       | 103        | 4         | 18        | 22        | -47       | 66         | 2        | 0        | 1        | 55         | 7.27         |
| 129 | L   | 7      | Mark Bell              | 71         | 11        | 10        | 21        | -9        | 83         | 3        | 0        | 2        | 116        | 9.48         |
| 130 | R   | 39     | Ed Courtenay           | 44         | 7         | 13        | 20        | -21       | 10         | 2        | 0        | 1        | 63         | 11.11        |
| 131 | R   | 62     | <b>Kevin Labanc</b>    | <b>55</b>  | <b>8</b>  | <b>12</b> | <b>20</b> | <b>9</b>  | <b>22</b>  | <b>0</b> | <b>0</b> | <b>2</b> | <b>70</b>  | <b>11.43</b> |
| 132 | D   | 51     | Brian Campbell         | 20         | 3         | 16        | 19        | 9         | 8          | 2        | 0        | 0        | 40         | 7.50         |
| 133 | RW  | 41     | Jed Ortmeyer           | 76         | 8         | 11        | 19        | 4         | 37         | 0        | 0        | 1        | 131        | 6.11         |
| 134 | D   | 19     | Doug Zmolek            | 152        | 5         | 14        | 19        | -59       | 351        | 2        | 0        | 0        | 123        | 4.07         |
| 135 | D   | 2      | Rob Zettler            | 196        | 1         | 18        | 19        | -80       | 314        | 0        | 0        | 0        | 160        | 0.63         |
| 136 | L   | 7,37   | Ville Peltonen         | 59         | 4         | 14        | 18        | -15       | 14         | 1        | 0        | 0        | 93         | 4.30         |
| 137 | D   | 5      | David Schlemko         | 62         | 2         | 16        | 18        | 4         | 14         | 1        | 0        | 1        | 118        | 1.69         |
| 138 | D   | 4      | Greg Hawgood           | 63         | 6         | 12        | 18        | -22       | 69         | 3        | 0        | 0        | 83         | 7.23         |
| 139 | C/L | 45,16  | Dody Wood              | 106        | 8         | 10        | 18        | -11       | 471        | 0        | 1        | 0        | 95         | 8.42         |
| 140 | D   | 47,34  | Yves Racine            | 32         | 1         | 16        | 17        | -3        | 28         | 0        | 0        | 0        | 35         | 2.86         |
| 141 | D   | 38     | Pat MacLeod            | 50         | 5         | 12        | 17        | -51       | 14         | 3        | 0        | 0        | 97         | 5.15         |
| 142 | D   | 20, 4  | Andrei Zyuzin          | 81         | 9         | 8         | 17        | 13        | 104        | 4        | 0        | 2        | 116        | 7.76         |
| 143 | D   | 3      | Daniel McGillis        | 37         | 3         | 13        | 16        | -6        | 30         | 2        | 0        | 0        | 71         | 4.23         |
| 144 | L/C | 14     | Steve Bozek            | 58         | 8         | 8         | 16        | -30       | 27         | 2        | 0        | 0        | 105        | 7.62         |
| 145 | L   | 20     | John Carter            | 59         | 7         | 9         | 16        | -27       | 81         | 0        | 1        | 0        | 115        | 6.09         |
| 146 | C   | 23     | <b>Barclay Goodrow</b> | <b>77</b>  | <b>4</b>  | <b>12</b> | <b>16</b> | <b>0</b>  | <b>51</b>  | <b>0</b> | <b>0</b> | <b>2</b> | <b>78</b>  | <b>5.13</b>  |
| 147 | L   | 39     | Tomas Plihal           | 89         | 7         | 9         | 16        | 0         | 26         | 0        | 1        | 1        | 123        | 5.69         |
| 148 | C   | 23     | Scott Gomez            | 39         | 2         | 13        | 15        | -10       | 22         | 0        | 0        | 0        | 58         | 3.45         |
| 149 | D   | 6      | Ken Hammond            | 46         | 5         | 10        | 15        | -17       | 82         | 2        | 0        | 0        | 93         | 5.38         |
| 150 | R   | 37, 21 | TJ Galiardi            | 50         | 6         | 9         | 15        | -1        | 20         | 1        | 0        | 0        | 80         | 7.50         |
| 151 | L   | 22     | Paul Fenton            | 60         | 11        | 4         | 15        | -39       | 33         | 3        | 2        | 1        | 96         | 11.46        |
| 152 | D   | 2      | Jim Kyte               | 75         | 3         | 12        | 15        | -19       | 179        | 0        | 0        | 1        | 46         | 6.52         |
| 153 | D   | 80     | Matt Tennyson          | 60         | 3         | 11        | 14        | 3         | 18         | 2        | 0        | 0        | 68         | 4.41         |
| 154 | R   | 10     | Jamal Mayers           | 78         | 3         | 11        | 14        | 3         | 124        | 0        | 0        | 0        | 62         | 4.84         |
| 155 | L   | 45     | Jody Shelley           | 137        | 3         | 11        | 14        | -7        | 285        | 0        | 0        | 1        | 95         | 3.16         |
| 156 | D   | 5, 38  | Rob Davison            | 176        | 2         | 12        | 14        | 2         | 238        | 0        | 0        | 0        | 108        | 1.85         |
| 157 | C   | 20     | Kyle Wellwood          | 35         | 5         | 8         | 13        | 10        | 0          | 0        | 0        | 0        | 50         | 10.00        |
| 158 | L   | 28,7   | Shawn Burr             | 60         | 6         | 7         | 13        | -1        | 79         | 0        | 0        | 0        | 85         | 7.06         |
| 159 | F   | 38     | Michael Haley          | 78         | 3         | 10        | 13        | 3         | 187        | 0        | 0        | 1        | 48         | 6.25         |
| 160 | C   | 10     | Tony Hrkac             | 22         | 2         | 10        | 12        | -2        | 4          | 0        | 0        | 0        | 31         | 6.45         |
| 161 | C   | 8      | Jarrod Skalde          | 39         | 5         | 7         | 12        | -8        | 18         | 0        | 0        | 0        | 47         | 10.64        |
| 162 | L   | 27     | Perry Anderson         | 48         | 4         | 8         | 12        | -17       | 143        | 0        | 0        | 0        | 57         | 7.02         |
| 163 | D   | 23     | Link Gaetz             | 48         | 6         | 6         | 12        | -27       | 326        | 3        | 0        | 0        | 73         | 8.22         |



Jody Shelley

## ALL-TIME SHARKS SCORING

| RNK        | POS       | NO        | PLAYER               | GP        | G        | A        | PTS       | +/-      | PIM       | PP       | SH       | GW       | S         | PCTG         |
|------------|-----------|-----------|----------------------|-----------|----------|----------|-----------|----------|-----------|----------|----------|----------|-----------|--------------|
| 164        | D         | 21        | Alexei Semenov       | 69        | 2        | 10       | 12        | -5       | 93        | 1        | 0        | 0        | 51        | 3.92         |
| <b>165</b> | <b>D</b>  | <b>74</b> | <b>Dylan DeMelo</b>  | <b>70</b> | <b>3</b> | <b>9</b> | <b>12</b> | <b>2</b> | <b>28</b> | <b>2</b> | <b>0</b> | <b>0</b> | <b>74</b> | <b>4.05</b>  |
| 166        | D         | 3         | Bob Rouse            | 96        | 0        | 12       | 12        | -3       | 63        | 0        | 0        | 0        | 95        | 0.00         |
| 167        | R         | 91,43     | Jan Caloun           | 13        | 8        | 3        | 11        | 2        | 0         | 2        | 0        | 0        | 23        | 34.78        |
| 168        | L         | 13        | Raffi Torres         | 16        | 5        | 6        | 11        | 5        | 11        | 1        | 0        | 0        | 29        | 17.24        |
| 169        | R         | 24        | Josh Langfeld        | 39        | 2        | 9        | 11        | 4        | 16        | 0        | 1        | 0        | 53        | 3.77         |
| 170        | L         | 11,21     | Yvon Corriveau       | 20        | 3        | 7        | 10        | -7       | 0         | 1        | 0        | 0        | 32        | 9.38         |
| 171        | L         | 28        | J.F. Quintin         | 22        | 5        | 5        | 10        | -2       | 4         | 0        | 0        | 0        | 24        | 20.83        |
| 172        | D         | 9         | Ian White            | 23        | 2        | 8        | 10        | 9        | 8         | 0        | 0        | 0        | 51        | 3.92         |
| 173        | L         | 18        | Mark Pederson        | 27        | 7        | 3        | 10        | -20      | 22        | 1        | 0        | 0        | 42        | 16.67        |
| 174        | L         | 18        | Dave Snuggerud       | 36        | 4        | 6        | 10        | -15      | 18        | 0        | 1        | 1        | 70        | 5.71         |
| 175        | L         | 10        | Brad Winchester      | 67        | 6        | 4        | 10        | -5       | 88        | 0        | 0        | 0        | 72        | 8.33         |
| 176        | D         | 23        | Shawn Heins          | 81        | 3        | 7        | 10        | 0        | 105       | 2        | 0        | 0        | 80        | 3.75         |
| 177        | D         | 6         | Josh Gorges          | 96        | 1        | 9        | 10        | 2        | 57        | 0        | 0        | 0        | 62        | 1.61         |
| 178        | D         | 7         | Niclas Wallin        | 97        | 3        | 7        | 10        | 0        | 69        | 0        | 0        | 0        | 108       | 2.78         |
| 179        | G         | 20,35     | Evgeni Nabokov       | 563       | 1        | 9        | 10        | 0        | 100       | 1        | 0        | 0        | 2         | 50.00        |
| 180        | R         | 13        | Bill Guerin          | 16        | 8        | 1        | 9         | 2        | 14        | 2        | 0        | 1        | 36        | 22.22        |
| 181        | L         | 15        | Ville Nieminen       | 52        | 4        | 5        | 9         | -10      | 24        | 0        | 1        | 0        | 71        | 5.63         |
| 182        | R         | 59        | Brad Staubitz        | 82        | 4        | 5        | 9         | 0        | 186       | 0        | 0        | 2        | 46        | 8.70         |
| 183        | L         | 8         | Larry DePalma        | 20        | 2        | 6        | 8         | -14      | 41        | 1        | 0        | 0        | 29        | 6.90         |
| 184        | C         | 27        | Hubie McDonough      | 30        | 6        | 2        | 8         | -21      | 6         | 2        | 0        | 0        | 41        | 14.63        |
| 185        | D         | 37        | Brad Lukowich        | 58        | 0        | 8        | 8         | 5        | 12        | 0        | 0        | 0        | 43        | 0.00         |
| 186        | R         | 18        | Mike Brown           | 104       | 3        | 5        | 8         | -13      | 160       | 0        | 0        | 0        | 92        | 3.26         |
| <b>187</b> | <b>R</b>  | <b>36</b> | <b>Jannik Hansen</b> | <b>15</b> | <b>2</b> | <b>5</b> | <b>7</b>  | <b>0</b> | <b>7</b>  | <b>0</b> | <b>0</b> | <b>0</b> | <b>17</b> | <b>11.76</b> |
| 188        | L         | 42,50     | Jaroslav Otevrel     | 16        | 3        | 4        | 7         | -11      | 2         | 1        | 0        | 0        | 15        | 20.00        |
| 189        | C         | 26        | Petri Skriko         | 17        | 4        | 3        | 7         | -8       | 6         | 2        | 1        | 0        | 35        | 11.43        |
| 190        | C         | 26        | Jim Montgomery       | 28        | 1        | 6        | 7         | -1       | 19        | 1        | 0        | 0        | 17        | 5.88         |
| 191        | L         | 55        | Ben Eager            | 34        | 4        | 3        | 7         | 0        | 43        | 0        | 0        | 0        | 43        | 9.30         |
| 192        | R         | 9         | Dainius Zubrus       | 50        | 3        | 4        | 7         | 4        | 20        | 0        | 0        | 0        | 33        | 9.09         |
| 193        | D         | 65        | Derek Joslin         | 53        | 1        | 6        | 7         | -4       | 26        | 0        | 0        | 0        | 39        | 2.56         |
| 194        | L         | 25,42     | Dave Maley           | 62        | 1        | 6        | 7         | -26      | 156       | 1        | 0        | 0        | 52        | 1.92         |
| 195        | G         | 31        | Antti Niemi          | 296       | 0        | 7        | 7         | 0        | 6         | 0        | 0        | 0        | 0         | 0.00         |
| 196        | C         | 15,48     | Alexei Yegorov       | 11        | 3        | 3        | 6         | -4       | 2         | 2        | 0        | 0        | 10        | 30.00        |
| 197        | C         | 18        | Dominic Moore        | 23        | 0        | 6        | 6         | -8       | 6         | 0        | 0        | 0        | 29        | 0.00         |
| 198        | C         | 16        | Nick Spaling         | 23        | 2        | 4        | 6         | 5        | 6         | 0        | 0        | 0        | 21        | 9.52         |
| <b>199</b> | <b>RW</b> | <b>28</b> | <b>Timo Meier</b>    | <b>34</b> | <b>3</b> | <b>3</b> | <b>6</b>  | <b>1</b> | <b>10</b> | <b>0</b> | <b>0</b> | <b>1</b> | <b>85</b> | <b>3.53</b>  |
| 200        | LW        | 68        | Frazer McLaren       | 40        | 1        | 5        | 6         | 5        | 85        | 0        | 0        | 0        | 16        | 6.25         |



## ALL-TIME SHARKS SCORING



Dave Maley

| RNK        | POS      | NO        | PLAYER                 | GP        | G        | A        | PTS      | +/-       | PIM      | PP       | SH       | GW       | S         | PCTG         |
|------------|----------|-----------|------------------------|-----------|----------|----------|----------|-----------|----------|----------|----------|----------|-----------|--------------|
| 201        | D        | 41        | Mirco Mueller          | 54        | 2        | 4        | 6        | -10       | 17       | 0        | 0        | 0        | 42        | 4.76         |
| 202        | R        | 37        | Adam Burish            | 81        | 2        | 4        | 6        | -17       | 64       | 0        | 1        | 0        | 70        | 2.86         |
| 203        | L        | 43        | John McCarthy          | 88        | 3        | 3        | 6        | -24       | 22       | 0        | 0        | 0        | 107       | 2.80         |
| 204        | D        | 3         | Ilya Byakin            | 13        | 0        | 5        | 5        | -9        | 14       | 0        | 0        | 0        | 19        | 0.00         |
| 205        | R        | 22        | Lyndon Byers           | 18        | 4        | 1        | 5        | -2        | 122      | 0        | 0        | 0        | 18        | 22.22        |
| 206        | LW       | 24        | Travis Moen            | 19        | 3        | 2        | 5        | -1        | 14       | 0        | 1        | 1        | 24        | 12.50        |
| 207        | C        | 53        | Ryan Vesce             | 19        | 3        | 2        | 5        | -3        | 4        | 0        | 0        | 1        | 31        | 9.68         |
| 208        | D        | 21        | Peter Ahola            | 20        | 2        | 3        | 5        | -6        | 16       | 0        | 0        | 0        | 32        | 6.25         |
| 209        | L        | 34        | Daniel Winnik          | 21        | 3        | 2        | 5        | 0         | 10       | 0        | 0        | 1        | 29        | 10.34        |
| 210        | R        | 21        | Ben Smith              | 25        | 2        | 3        | 5        | 2         | 0        | 0        | 0        | 1        | 16        | 12.50        |
| 211        | L        | 38        | Bracken Kearns         | 26        | 3        | 2        | 5        | -2        | 6        | 1        | 0        | 0        | 37        | 8.11         |
| 212        | LW       | 25        | Tye McGinn             | 33        | 1        | 4        | 5        | 1         | 11       | 0        | 0        | 0        | 35        | 2.86         |
| 213        | R        | 26        | Robin Bawa             | 42        | 5        | 0        | 5        | -25       | 47       | 0        | 0        | 1        | 25        | 20.00        |
| 214        | G        | 30        | Chris Terreri          | 68        | 0        | 5        | 5        | 0         | 4        | 0        | 0        | 0        | 0         | 0.00         |
| 215        | R        | 27        | Scott Parker           | 71        | 2        | 3        | 5        | 3         | 161      | 0        | 0        | 0        | 29        | 6.90         |
| 216        | D        | 42        | Andy Sutton            | 71        | 1        | 4        | 5        | -9        | 145      | 0        | 0        | 0        | 53        | 1.89         |
| 217        | G        | 29, 35    | Vesa Toskala           | 115       | 0        | 5        | 5        | 0         | 6        | 0        | 0        | 0        | 0         | 0.00         |
| 218        | D        | 43        | Taylor Fedun           | 7         | 0        | 4        | 4        | 0         | 4        | 0        | 0        | 0        | 12        | 0.00         |
| 219        | C        | 20        | Kip Miller             | 11        | 2        | 2        | 4        | -1        | 6        | 0        | 0        | 0        | 21        | 9.52         |
| 220        | L        | 37        | Don Barber             | 12        | 1        | 3        | 4        | -7        | 2        | 0        | 0        | 0        | 17        | 5.88         |
| <b>221</b> | <b>C</b> | <b>40</b> | <b>Ryan Carpenter</b>  | <b>12</b> | <b>2</b> | <b>2</b> | <b>4</b> | <b>5</b>  | <b>4</b> | <b>0</b> | <b>0</b> | <b>0</b> | <b>20</b> | <b>10.00</b> |
| 222        | L        | 12        | Bill Lindsay           | 16        | 0        | 4        | 4        | 2         | 29       | 0        | 0        | 0        | 14        | 0.00         |
| 223        | L        | 43        | Lukas Kaspar           | 16        | 2        | 2        | 4        | -2        | 8        | 0        | 0        | 1        | 19        | 10.53        |
| 224        | C        | 9         | V. Butsayev            | 18        | 2        | 2        | 4        | -4        | 10       | 0        | 0        | 0        | 12        | 16.67        |
| <b>225</b> | <b>R</b> | <b>20</b> | <b>Marcus Sorensen</b> | <b>19</b> | <b>1</b> | <b>3</b> | <b>4</b> | <b>-1</b> | <b>4</b> | <b>0</b> | <b>0</b> | <b>1</b> | <b>27</b> | <b>3.70</b>  |
| 226        | D        | 2         | Jim Vandermeer         | 25        | 1        | 3        | 4        | 3         | 33       | 0        | 0        | 0        | 19        | 5.26         |
| 227        | L        | 44        | Michel Picard          | 25        | 4        | 0        | 4        | -17       | 24       | 2        | 0        | 0        | 32        | 12.50        |
| 228        | R        | 21        | Dave Brown             | 37        | 3        | 1        | 4        | 4         | 46       | 0        | 0        | 0        | 8         | 37.50        |
| 229        | L        | 20        | John Scott             | 38        | 3        | 1        | 4        | 0         | 87       | 0        | 0        | 0        | 19        | 15.79        |
| 230        | R        | 28        | Andrew Murray          | 39        | 1        | 3        | 4        | 3         | 4        | 0        | 0        | 0        | 33        | 3.03         |
| 231        | R        | 19        | Tim Hunter             | 46        | 0        | 4        | 4        | 0         | 135      | 0        | 0        | 0        | 13        | 0.00         |
| 232        | D        | 5         | Colin White            | 54        | 1        | 3        | 4        | -5        | 21       | 0        | 0        | 0        | 33        | 3.03         |
| 233        | D        | 25        | Bob McGill             | 62        | 3        | 1        | 4        | -34       | 70       | 0        | 1        | 1        | 56        | 5.36         |
| 234        | D        | 44        | Shawn Cronin           | 63        | 0        | 4        | 4        | 2         | 137      | 0        | 0        | 0        | 26        | 0.00         |
| 235        | D        | 7         | Richard Brennan        | 11        | 1        | 2        | 3        | -4        | 2        | 1        | 0        | 0        | 24        | 4.17         |



# ALL-TIME SHARKS SCORING

| RNK        | POS      | NO        | PLAYER                | GP       | G        | A        | PTS      | +/-       | PIM      | PP       | SH       | GW       | S        | PCTG         |
|------------|----------|-----------|-----------------------|----------|----------|----------|----------|-----------|----------|----------|----------|----------|----------|--------------|
| 236        | R        | 46, 32    | Miroslav Zalesak      | 12       | 1        | 2        | 3        | -3        | 0        | 0        | 0        | 0        | 11       | 9.09         |
| 237        | C        | 9         | Jon Morris            | 13       | 0        | 3        | 3        | -10       | 6        | 0        | 0        | 0        | 11       | 0.00         |
| 238        | C        | 47        | Tom Cavanagh          | 18       | 1        | 2        | 3        | -1        | 4        | 0        | 0        | 0        | 9        | 11.11        |
| 239        | L        | 26        | Lynn Loyns            | 21       | 3        | 0        | 3        | -5        | 19       | 0        | 0        | 0        | 12       | 25.00        |
| 240        | D        | 46        | Roman Polak           | 24       | 0        | 3        | 3        | -2        | 16       | 0        | 0        | 0        | 35       | 0.00         |
| 241        | G        | 30        | Jeff Hackett          | 78       | 0        | 3        | 3        | 0         | 12       | 0        | 0        | 0        | 0        | 0.00         |
| 242        | G        | 32        | Arturs Irbe           | 183      | 0        | 3        | 3        | 0         | 34       | 0        | 0        | 0        | 0        | 0.00         |
| 243        | D        | 13        | Rick Lessard          | 8        | 0        | 2        | 2        | -4        | 16       | 0        | 0        | 0        | 4        | 0.00         |
| 244        | L        | 82        | Nikolay Goldobin      | 9        | 1        | 1        | 2        | 1         | 0        | 0        | 0        | 0        | 7        | 14.29        |
| 245        | L        | 21        | Craig Cox             | 10       | 2        | 0        | 2        | -4        | 19       | 0        | 0        | 0        | 11       | 18.18        |
| 246        | D        | 29        | Dean Kolstad          | 10       | 0        | 2        | 2        | -9        | 12       | 0        | 0        | 0        | 22       | 0.00         |
| 247        | D        | 6         | Jason Marshall        | 12       | 0        | 2        | 2        | -2        | 8        | 0        | 0        | 0        | 14       | 0.00         |
| 248        | F        | 46        | Tim Kennedy           | 13       | 2        | 0        | 2        | -3        | 2        | 0        | 0        | 1        | 24       | 8.33         |
| 249        | D        | 2         | Bobby Dollas          | 16       | 1        | 1        | 2        | 4         | 14       | 0        | 0        | 0        | 5        | 20.00        |
| 250        | D        | 18, 5     | Mike Lalor            | 23       | 0        | 2        | 2        | -5        | 8        | 0        | 0        | 0        | 19       | 0.00         |
| 251        | D        | 28        | Jay Leach             | 28       | 1        | 1        | 2        | 3         | 20       | 0        | 0        | 0        | 26       | 3.85         |
| 252        | R        | 33        | Brantt Myhres         | 43       | 1        | 1        | 2        | -2        | 213      | 0        | 0        | 0        | 9        | 11.11        |
| 253        | R        | 36        | Todd Ewen             | 51       | 0        | 2        | 2        | -5        | 162      | 0        | 0        | 0        | 22       | 0.00         |
| 254        | G        | 29        | Mike Vernon           | 111      | 0        | 2        | 2        | 0         | 32       | 0        | 0        | 0        | 0        | 0.00         |
| 255        | G        | 31        | Steve Shields         | 125      | 0        | 2        | 2        | 0         | 37       | 0        | 0        | 0        | 0        | 0.00         |
| 256        | D        | 47        | Joe Callahan          | 1        | 0        | 1        | 1        | 1         | 0        | 0        | 0        | 0        | 0        | 0.00         |
| 257        | D        | 43        | Matt Carkner          | 1        | 0        | 1        | 1        | 0         | 2        | 0        | 0        | 0        | 0        | 0.00         |
| 258        | D        | 5         | Jason Widmer          | 2        | 0        | 1        | 1        | 1         | 0        | 0        | 0        | 0        | 0        | 0.00         |
| 259        | C        | 16        | Mark Pavelich         | 2        | 0        | 1        | 1        | -2        | 4        | 0        | 0        | 0        | 0        | 0.00         |
| 260        | C        | 9         | Gary Emmons           | 3        | 1        | 0        | 1        | -4        | 0        | 1        | 0        | 0        | 6        | 16.67        |
| <b>261</b> | <b>C</b> | <b>65</b> | <b>Daniel O'Regan</b> | <b>3</b> | <b>1</b> | <b>0</b> | <b>1</b> | <b>-2</b> | <b>0</b> | <b>1</b> | <b>0</b> | <b>0</b> | <b>5</b> | <b>20.00</b> |
| 262        | C        | 36        | Dwight Helminen       | 4        | 1        | 0        | 1        | -1        | 0        | 0        | 0        | 0        | 1        | 100.00       |
| 263        | L        | 16        | Alex Hicks            | 4        | 0        | 1        | 1        | -1        | 4        | 0        | 0        | 0        | 4        | 0.00         |
| 264        | C        | 27        | Dave Capuano          | 4        | 0        | 1        | 1        | -5        | 0        | 0        | 0        | 0        | 5        | 0.00         |
| <b>265</b> | <b>C</b> | <b>71</b> | <b>Danil Tarasov</b>  | <b>5</b> | <b>0</b> | <b>1</b> | <b>1</b> | <b>2</b>  | <b>0</b> | <b>0</b> | <b>0</b> | <b>0</b> | <b>5</b> | <b>0.00</b>  |
| 266        | L        | 44        | Kevin Evans           | 5        | 0        | 1        | 1        | 0         | 25       | 0        | 0        | 0        | 4        | 0.00         |
| 267        | C        | 40        | Mark Beaufait         | 5        | 1        | 0        | 1        | -1        | 0        | 0        | 0        | 0        | 3        | 33.33        |
| 268        | D        | 3         | Steve Bancroft        | 5        | 0        | 1        | 1        | -2        | 2        | 0        | 0        | 0        | 5        | 0.00         |
| 269        | C        | 43        | Jeff McLean           | 6        | 1        | 0        | 1        | 1         | 0        | 0        | 0        | 0        | 5        | 20.00        |
| 270        | D        | 55        | Mike Moore            | 6        | 1        | 0        | 1        | -1        | 7        | 0        | 0        | 0        | 5        | 20.00        |
| 271        | C        | 41        | Ryan Kraft            | 7        | 0        | 1        | 1        | 2         | 0        | 0        | 0        | 0        | 1        | 0.00         |
| 272        | F        | 42, 11    | Bryan Lerg            | 8        | 1        | 0        | 1        | 0         | 0        | 0        | 0        | 1        | 12       | 8.33         |



Arturs Irbe



## ALL-TIME SHARKS SCORING

| RNK        | POS      | NO        | PLAYER                   | GP         | G        | A        | PTS      | +/-       | PIM       | PP       | SH       | GW       | S        | PCTG        |
|------------|----------|-----------|--------------------------|------------|----------|----------|----------|-----------|-----------|----------|----------|----------|----------|-------------|
| 273        | R        | 42        | Matt Pelech              | 8          | 1        | 0        | 1        | 1         | 29        | 0        | 0        | 1        | 3        | 33.33       |
| 274        | L        | 22        | Mike McHugh              | 8          | 1        | 0        | 1        | -3        | 14        | 0        | 0        | 0        | 5        | 20.00       |
| 275        | L        | 24        | Barry Potomski           | 9          | 0        | 1        | 1        | 1         | 30        | 0        | 0        | 0        | 4        | 0.00        |
| 276        | D        | 34        | Mike Colman              | 15         | 0        | 1        | 1        | -8        | 32        | 0        | 0        | 0        | 7        | 0.00        |
| 277        | D        | 45        | Claudio Scremin          | 17         | 0        | 1        | 1        | -5        | 29        | 0        | 0        | 0        | 22       | 0.00        |
| 278        | R        | 32        | Claude Lemieux           | 18         | 0        | 1        | 1        | -5        | 21        | 0        | 0        | 0        | 17       | 0.00        |
| 279        | R        | 76        | Eriah Hayes              | 19         | 1        | 0        | 1        | -4        | 4         | 0        | 0        | 0        | 27       | 3.70        |
| 280        | G        | 1         | Brian Hayward            | 25         | 0        | 1        | 1        | 0         | 16        | 0        | 0        | 0        | 0        | 0.00        |
| 281        | G        | 35        | Jarmo Myllys             | 27         | 0        | 1        | 1        | 0         | 2         | 0        | 0        | 0        | 0        | 0.00        |
| 282        | G        | 31        | Wade Flaherty            | 53         | 0        | 1        | 1        | 0         | 0         | 0        | 0        | 0        | 0        | 0.00        |
| 283        | G        | 32        | Alex Stalock             | 62         | 0        | 1        | 1        | 0         | 4         | 0        | 0        | 0        | 0        | 0.00        |
| <b>284</b> | <b>D</b> | <b>72</b> | <b>Tim Heed</b>          | <b>1</b>   | <b>0</b> | <b>0</b> | <b>0</b> | <b>0</b>  | <b>0</b>  | <b>0</b> | <b>0</b> | <b>0</b> | <b>1</b> | <b>0.00</b> |
| 285        | L        | 28        | Paul Kruse               | 1          | 0        | 0        | 0        | 0         | 5         | 0        | 0        | 0        | 0        | 0.00        |
| 286        | G        | 30        | Jason Muzzatti           | 1          | 0        | 0        | 0        | 0         | 0         | 0        | 0        | 0        | 0        | 0.00        |
| 287        | R        | 26        | Peter Lappin             | 1          | 0        | 0        | 0        | 0         | 0         | 0        | 0        | 0        | 2        | 0.00        |
| 288        | G        | 30        | Sean Gauthier            | 1          | 0        | 0        | 0        | 0         | 0         | 0        | 0        | 0        | 0        | 0.00        |
| 289        | D        | 54        | Nick Petrecki            | 1          | 0        | 0        | 0        | 0         | 0         | 0        | 0        | 0        | 0        | 0.00        |
| 290        | D        | 28        | Sergei Bautin            | 1          | 0        | 0        | 0        | -1        | 2         | 0        | 0        | 0        | 0        | 0.00        |
| 291        | R        | 46        | Mike Iggliden            | 1          | 0        | 0        | 0        | -1        | 0         | 0        | 0        | 0        | 1        | 0.00        |
| 292        | C        | 24        | Brad Boyes               | 1          | 0        | 0        | 0        | -2        | 2         | 0        | 0        | 0        | 0        | 0.00        |
| 293        | R        | 49        | Mathieu Darche           | 2          | 0        | 0        | 0        | 0         | 0         | 0        | 0        | 0        | 3        | 0.00        |
| 294        | C        | 28        | Iain Fraser              | 2          | 0        | 0        | 0        | -1        | 2         | 0        | 0        | 0        | 0        | 0.00        |
| 295        | R        | 40        | Riley Armstrong          | 2          | 0        | 0        | 0        | -1        | 2         | 0        | 0        | 0        | 1        | 0.00        |
| 296        | R        | 740       | Mikhail Kravets          | 2          | 0        | 0        | 0        | -1        | 0         | 0        | 0        | 0        | 2        | 0.00        |
| <b>297</b> | <b>G</b> | <b>34</b> | <b>Troy Grosenick</b>    | <b>2</b>   | <b>0</b> | <b>0</b> | <b>0</b> | <b>0</b>  | <b>0</b>  | <b>0</b> | <b>0</b> | <b>0</b> | <b>0</b> | <b>0.00</b> |
| 298        | G        | 30        | Dimitri Patzold          | 3          | 0        | 0        | 0        | 0         | 0         | 0        | 0        | 0        | 0        | 0.00        |
| 299        | R        | 25        | Mike Craig               | 3          | 0        | 0        | 0        | -1        | 2         | 0        | 0        | 0        | 3        | 0.00        |
| 300        | RW       | 48        | Steven Zalewski          | 3          | 0        | 0        | 0        | -2        | 0         | 0        | 0        | 0        | 3        | 0.00        |
| 301        | G        | 29        | Geoff Sarjeant           | 4          | 0        | 0        | 0        | 0         | 2         | 0        | 0        | 0        | 0        | 0.00        |
| 302        | R        | 28        | Mikael Samuelsson        | 4          | 0        | 0        | 0        | 0         | 0         | 0        | 0        | 0        | 3        | 0.00        |
| 303        | C        | 49        | Chad Wiseman             | 4          | 0        | 0        | 0        | -2        | 4         | 0        | 0        | 0        | 1        | 0.00        |
| 304        | L        | 34        | Niklas Andersson         | 5          | 0        | 0        | 0        | -1        | 2         | 0        | 0        | 0        | 6        | 0.00        |
| 305        | D        | 3         | Karl Stollery            | 5          | 0        | 0        | 0        | -4        | 4         | 0        | 0        | 0        | 6        | 0.00        |
| 306        | R        | 50        | Hannes Hyvonen           | 6          | 0        | 0        | 0        | -2        | 0         | 0        | 0        | 0        | 4        | 0.00        |
| 307        | G        | 31        | Nolan Schaefer           | 7          | 0        | 0        | 0        | 0         | 2         | 0        | 0        | 0        | 0        | 0.00        |
| 308        | G        | 34        | James Reimer             | 8          | 0        | 0        | 0        | 0         | 0         | 0        | 0        | 0        | 0        | 0.00        |
| 309        | D        | 26        | Chris Lipuma             | 8          | 0        | 0        | 0        | -2        | 22        | 0        | 0        | 0        | 4        | 0.00        |
| 310        | D        | 5         | Ken Sutton               | 8          | 0        | 0        | 0        | -4        | 15        | 0        | 0        | 0        | 7        | 0.00        |
| 311        | C        | 75        | Freddie Hamilton         | 12         | 0        | 0        | 0        | -6        | 2         | 0        | 0        | 0        | 13       | 0.00        |
| 312        | D        | 4         | John Jakopin             | 12         | 0        | 0        | 0        | 0         | 11        | 0        | 0        | 0        | 3        | 0.00        |
| 313        | G        | 20        | Ed Belfour               | 13         | 0        | 0        | 0        | 0         | 8         | 0        | 0        | 0        | 0        | 0.00        |
| <b>314</b> | <b>L</b> | <b>72</b> | <b>Brandon Mashinter</b> | <b>13</b>  | <b>0</b> | <b>0</b> | <b>0</b> | <b>-2</b> | <b>17</b> | <b>0</b> | <b>0</b> | <b>0</b> | <b>5</b> | <b>0.00</b> |
| 315        | G        | 29        | Jimmy Waite              | 15         | 0        | 0        | 0        | 0         | 6         | 0        | 0        | 0        | 0        | 0.00        |
| 316        | D        | 53        | Jesse Fibiger            | 16         | 0        | 0        | 0        | -5        | 2         | 0        | 0        | 0        | 2        | 0.00        |
| <b>317</b> | <b>G</b> | <b>30</b> | <b>Aaron Dell</b>        | <b>20</b>  | <b>0</b> | <b>0</b> | <b>0</b> | <b>0</b>  | <b>0</b>  | <b>0</b> | <b>0</b> | <b>0</b> | <b>0</b> | <b>0.00</b> |
| 318        | G        | 30        | Antero Niittymaki        | 24         | 0        | 0        | 0        | 0         | 2         | 0        | 0        | 0        | 0        | 0.00        |
| 319        | G        | 33        | Brian Boucher            | 27         | 0        | 0        | 0        | 0         | 2         | 0        | 0        | 0        | 0        | 0.00        |
| 320        | G        | 1         | Thomas Greiss            | 44         | 0        | 0        | 0        | 0         | 4         | 0        | 0        | 0        | 0        | 0.00        |
| 321        | G        | 37,34     | Miikka Kiprusoff         | 47         | 0        | 0        | 0        | 0         | 4         | 0        | 0        | 0        | 0        | 0.00        |
| 322        | G        | 32        | Kelly Hrudey             | 76         | 0        | 0        | 0        | 0         | 2         | 0        | 0        | 0        | 0        | 0.00        |
| <b>323</b> | <b>G</b> | <b>31</b> | <b>Martin Jones</b>      | <b>130</b> | <b>0</b> | <b>0</b> | <b>0</b> | <b>0</b>  | <b>0</b>  | <b>0</b> | <b>0</b> | <b>0</b> | <b>0</b> | <b>0.00</b> |



Vesa Toskala

## SHARKS ALL-TIME GOALTENDER STATISTICS

| NO.       | GOALTENDER            | GPI        | MINS        | AVG         | W         | L         | O/T       | EN        | SO       | GA         | SA          | SPCT.        | G        | A        | PIM      | DEC        |
|-----------|-----------------------|------------|-------------|-------------|-----------|-----------|-----------|-----------|----------|------------|-------------|--------------|----------|----------|----------|------------|
| 30        | Sean Gauthier         | 1          | 3           | 0.00        | 0         | 0         | 0         | 0         | 0        | 0          | 2           | 1.000        | 0        | 0        | 0        | 0          |
| <b>34</b> | <b>Troy Grosenick</b> | <b>2</b>   | <b>118</b>  | <b>1.53</b> | <b>1</b>  | <b>1</b>  | <b>0</b>  | <b>1</b>  | <b>1</b> | <b>3</b>   | <b>58</b>   | <b>0.948</b> | <b>0</b> | <b>0</b> | <b>0</b> | <b>2</b>   |
| 34        | James Reimer          | 8          | 481         | 1.62        | 6         | 2         | 0         | 2         | 3        | 13         | 208         | 0.938        | 0        | 0        | 0        | 8          |
| 31        | Nolan Schaefer        | 7          | 352         | 1.88        | 5         | 1         | 0         | 1         | 1        | 11         | 138         | 0.920        | 0        | 0        | 2        | 6          |
| <b>30</b> | <b>Aaron Dell</b>     | <b>20</b>  | <b>1110</b> | <b>2.00</b> | <b>11</b> | <b>6</b>  | <b>1</b>  | <b>3</b>  | <b>1</b> | <b>37</b>  | <b>533</b>  | <b>0.930</b> | <b>0</b> | <b>0</b> | <b>0</b> | <b>18</b>  |
| 33        | Brian Boucher         | 27         | 1529        | 2.12        | 15        | 7         | 4         | 2         | 3        | 54         | 666         | 0.919        | 0        | 0        | 2        | 26         |
| <b>31</b> | <b>Martin Jones</b>   | <b>130</b> | <b>7586</b> | <b>2.33</b> | <b>72</b> | <b>46</b> | <b>10</b> | <b>19</b> | <b>8</b> | <b>295</b> | <b>3459</b> | <b>0.914</b> | <b>0</b> | <b>0</b> | <b>0</b> | <b>128</b> |
| 29, 35    | Vesa Toskala          | 115        | 6269        | 2.35        | 65        | 28        | 10        | 8         | 8        | 245        | 2842        | 0.914        | 0        | 5        | 6        | 103        |
| 32        | Alex Stalock          | 62         | 3235        | 2.37        | 24        | 19        | 7         | 9         | 4        | 128        | 1431        | 0.911        | 0        | 1        | 4        | 50         |
| 29        | Mike Vernon           | 126        | 7167        | 2.39        | 52        | 49        | 19        | 5         | 9        | 285        | 2961        | 0.904        | 0        | 2        | 32       | 120        |
| 20, 35    | Evgeni Nabokov        | 563        | 32492       | 2.39        | 293       | 178       | 66        | 29        | 50       | 1294       | 14757       | 0.912        | 1        | 9        | 100      | 537        |
| 31        | Annti Niemi           | 296        | 17369       | 2.40        | 163       | 92        | 35        | 23        | 25       | 696        | 8342        | 0.917        | 0        | 7        | 6        | 290        |
| 31        | Steve Shields         | 125        | 7094        | 2.44        | 48        | 49        | 21        | 5         | 10       | 289        | 3368        | 0.914        | 0        | 2        | 37       | 118        |
| 1         | Thomas Greiss         | 44         | 2262        | 2.52        | 17        | 16        | 3         | 5         | 1        | 95         | 1074        | 0.912        | 0        | 0        | 4        | 36         |
| 30        | Antero Niittymäki     | 24         | 1414        | 2.72        | 12        | 7         | 3         | 2         | 0        | 64         | 615         | 0.896        | 0        | 0        | 2        | 22         |
| 37, 34    | Miikka Kiprusoff      | 47         | 2390        | 2.84        | 14        | 21        | 3         | 4         | 3        | 113        | 1096        | 0.897        | 0        | 0        | 4        | 38         |
| 32        | Kelly Hrudey          | 76         | 3991        | 3.04        | 20        | 40        | 7         | 8         | 1        | 202        | 1863        | 0.892        | 0        | 0        | 2        | 67         |
| 30        | Chris Terreri         | 68         | 3716        | 3.39        | 19        | 39        | 4         | 14        | 0        | 210        | 1875        | 0.888        | 0        | 5        | 4        | 62         |
| 30, 20    | Ed Belfour            | 13         | 757         | 3.41        | 3         | 9         | 0         | 1         | 1        | 43         | 371         | 0.884        | 0        | 0        | 8        | 12         |
| 32        | Arturs Irbe           | 183        | 10286       | 3.47        | 57        | 91        | 26        | 12        | 8        | 595        | 5342        | 0.889        | 0        | 3        | 34       | 174        |
| 31        | Wade Flaherty         | 53         | 2586        | 4.29        | 10        | 26        | 2         | 4         | 1        | 185        | 1512        | 0.878        | 0        | 1        | 0        | 38         |
| 29        | Jimmy Waite           | 15         | 697         | 4.30        | 3         | 7         | 0         | 2         | 0        | 50         | 319         | 0.843        | 0        | 0        | 6        | 10         |
| 30        | Jason Muzzatti        | 1          | 27          | 4.44        | 0         | 0         | 0         | 0         | 0        | 2          | 13          | 0.846        | 0        | 0        | 0        | 0          |
| 30        | Jeff Hackett          | 78         | 4314        | 4.51        | 13        | 57        | 2         | 3         | 0        | 324        | 2586        | 0.875        | 0        | 3        | 12       | 72         |
| 29        | Geoff Sarjeant        | 4          | 171         | 4.91        | 0         | 2         | 1         | 1         | 0        | 14         | 87          | 0.839        | 0        | 0        | 2        | 3          |
| 35        | Jarmo Myllys          | 27         | 1374        | 5.02        | 3         | 18        | 1         | 6         | 0        | 115        | 862         | 0.867        | 0        | 1        | 2        | 22         |
| 1         | Brian Hayward         | 25         | 1235        | 5.39        | 3         | 18        | 1         | 0         | 0        | 111        | 736         | 0.849        | 0        | 1        | 16       | 22         |
| 30        | Dimitri Patzold       | 3          | 44          | 5.45        | 0         | 0         | 0         | 0         | 0        | 4          | 20          | 0.800        | 0        | 0        | 0        | 0          |





Patrick Marleau

## SHARKS ALL-TIME LEADERS

Active players on Sharks Roster in **bold**

## GAMES PLAYED

| RNK | PLAYER                     | GP         |
|-----|----------------------------|------------|
| 1   | Patrick Marleau            | 1493       |
| 2   | <b>Joe Thornton</b>        | <b>914</b> |
| 3   | <b>Marc-Edouard Vlasic</b> | <b>812</b> |
| 4   | <b>Joe Pavelski</b>        | <b>806</b> |
| 5   | Mike Rathje                | 671        |
| 6   | Scott Hannan               | 626        |
| 7   | Owen Nolan                 | 568        |
| 8   | Evgeni Nabakov             | 563        |
| 9   | Marco Sturm                | 553        |
| 10  | Mike Ricci                 | 529        |

## GOALS

| RNK | PLAYER               | G          |
|-----|----------------------|------------|
| 1   | Patrick Marleau      | 508        |
| 2   | <b>Joe Pavelski</b>  | <b>295</b> |
| 3   | <b>Joe Thornton</b>  | <b>215</b> |
| 4   | Owen Nolan           | 206        |
| 5   | <b>Logan Couture</b> | <b>179</b> |
| 6   | Jonathan Cheechoo    | 165        |
| 7   | Jeff Friesen         | 149        |
| 8   | Marco Sturm          | 128        |
| 9   | <b>Brent Burns</b>   | <b>115</b> |
| 10  | Mike Ricci           | 101        |
|     | Ryane Clowe          | 101        |

## ASSISTS

| RNK | PLAYER              | A          |
|-----|---------------------|------------|
| 1   | <b>Joe Thornton</b> | <b>722</b> |
| 2   | Patrick Marleau     | 574        |
| 3   | <b>Joe Pavelski</b> | <b>336</b> |
| 4   | Owen Nolan          | 245        |

|   |                            |            |
|---|----------------------------|------------|
| 5 | <b>Marc-Edouard Vlasic</b> | <b>201</b> |
|   | Dan Boyle                  | 201        |
|   | <b>Brent Burns</b>         | <b>201</b> |
|   | Jeff Friesen               | 201        |
| 9 | Vincent Damphousse         | 197        |
|   | <b>Logan Couture</b>       | <b>197</b> |

## POINTS

| RNK | PLAYER               | PTS        |
|-----|----------------------|------------|
| 1   | Patrick Marleau      | 1082       |
| 2   | <b>Joe Thornton</b>  | <b>937</b> |
| 3   | <b>Joe Pavelski</b>  | <b>631</b> |
| 4   | Owen Nolan           | 451        |
| 5   | <b>Logan Couture</b> | <b>376</b> |
| 6   | Jeff Friesen         | 350        |
| 7   | <b>Brent Burns</b>   | <b>316</b> |
| 8   | Jonathan Cheechoo    | 291        |
| 9   | Vincent Damphousse   | 289        |
| 10  | Marco Sturm          | 2731       |

## PENALTY MINUTES

| RNK | PLAYER              | PIM        |
|-----|---------------------|------------|
| 1   | Jeff Odgers         | 1001       |
| 2   | Owen Nolan          | 934        |
| 3   | Bryan Marchment     | 706        |
| 4   | Ryane Clowe         | 567        |
| 5   | Jayson More         | 545        |
| 6   | <b>Joe Thornton</b> | <b>539</b> |
| 7   | Andrei Nazarov      | 490        |
| 8   | Dody Wood           | 471        |
| 9   | Patrick Marleau     | 459        |
| 10  | Scott Thornton      | 439        |
|     | Mike Rathje         | 439        |

## PLUS/MINUS

| RNK | PLAYER                     | +/-        |
|-----|----------------------------|------------|
| 1   | <b>Joe Thornton</b>        | <b>181</b> |
| 2   | <b>Marc-Edouard Vlasic</b> | <b>129</b> |
| 3   | <b>Joe Pavelski</b>        | <b>112</b> |
| 4   | <b>Logan Couture</b>       | <b>59</b>  |
| 5   | Nils Ekman                 | 50         |
| 6   | Milan Michalek             | 49         |
| 7   | Scott Hannan               | 43         |
| 8   | Marco Sturm                | 42         |
|     | Jonathan Cheechoo          | 42         |
| 10  | <b>Brent Burns</b>         | <b>39</b>  |

## POWER PLAY GOALS

| RNK | PLAYER               | PP         |
|-----|----------------------|------------|
| 1   | Patrick Marleau      | 160        |
| 2   | <b>Joe Pavelski</b>  | <b>102</b> |
| 3   | Owen Nolan           | 75         |
| 4   | <b>Joe Thornton</b>  | <b>74</b>  |
| 5   | Jonathan Cheechoo    | 62         |
| 6   | <b>Logan Couture</b> | <b>55</b>  |
| 7   | Jeff Friesen         | 43         |
| 8   | Vincent Damphousse   | 39         |
| 9   | Mike Ricci           | 38         |
| 10  | Dan Boyle            | 32         |
|     | Marco Sturm          | 32         |





## SHARKS ALL-TIME LEADERS

SHORTHANDED  
GOALS

| RNK | PLAYER               | SH       |
|-----|----------------------|----------|
| 1   | Patrick Marleau      | 17       |
| 2   | Marco Sturm          | 14       |
|     | Owen Nolan           | 14       |
| 4   | Jeff Friesen         | 13       |
| 5   | <b>Joe Pavelski</b>  | <b>9</b> |
| 6   | Jamie Baker          | 7        |
|     | Mike Grier           | 7        |
| 8   | Mike Ricci           | 6        |
|     | <b>Logan Couture</b> | <b>6</b> |
| 10  | Kelly Kisio          | 5        |

## GAMES PLAYED STREAKS

| RNK | PLAYER                     | GAMES      | DATES                    |
|-----|----------------------------|------------|--------------------------|
| 1   | Patrick Marleau            | 624        | 4/9/09-4/8/17            |
| 2   | <b>Joe Pavelski</b>        | <b>495</b> | <b>1/13/11-4/6/17</b>    |
| 3   | <b>Joe Thornton</b>        | <b>379</b> | <b>12/2/05-3/27/10</b>   |
| 4   | <b>Joe Thornton</b>        | <b>319</b> | <b>11/11/10-12/31/14</b> |
| 5   | <b>Brent Burns</b>         | <b>307</b> | <b>11/21/13-present</b>  |
| 6   | <b>Marc-Edouard Vlasic</b> | <b>255</b> | <b>1/15/07-1/28/10</b>   |
| 7   | Vincent Damphousse         | 247        | 4/8/01-4/4/04            |
| 8   | Mike Ricci                 | 228        | 11/22/97-10/20/00        |
| 9   | <b>Marc-Edouard Vlasic</b> | <b>217</b> | <b>3/26/11-4/9/14</b>    |
| 10  | <b>Joe Thornton</b>        | <b>201</b> | <b>1/10/15-4/2/17</b>    |

GAME-WINNING  
GOALS

| RNK | PLAYER               | GW        |
|-----|----------------------|-----------|
| 1   | Patrick Marleau      | 98        |
| 2   | <b>Joe Pavelski</b>  | <b>53</b> |
| 3   | Jonathan Cheechoo    | 36        |
|     | <b>Logan Couture</b> | <b>36</b> |
| 5   | <b>Joe Thornton</b>  | <b>34</b> |
| 6   | Marco Sturm          | 27        |
| 7   | Milan Michalek       | 25        |
|     | Jeff Friesen         | 25        |
|     | Owen Nolan           | 25        |
| 10  | Vincent Damphousse   | 19        |

## SHOTS

| RNK | PLAYER                     | S           |
|-----|----------------------------|-------------|
| 1   | Patrick Marleau            | 3798        |
| 2   | <b>Joe Pavelski</b>        | <b>2436</b> |
| 3   | Owen Nolan                 | 1669        |
| 4   | <b>Joe Thornton</b>        | <b>1651</b> |
| 5   | <b>Logan Couture</b>       | <b>1498</b> |
| 6   | <b>Brent Burns</b>         | <b>1445</b> |
| 7   | Jonathan Cheechoo          | 1208        |
| 8   | Jeff Friesen               | 1121        |
| 9   | Marco Sturm                | 1119        |
| 10  | <b>Marc-Edouard Vlasic</b> | <b>1106</b> |

## HAT TRICKS

|   |                     |          |
|---|---------------------|----------|
| 1 | Jonathan Cheechoo   | 9        |
| 2 | Patrick Marleau     | 5        |
| 3 | <b>Joe Pavelski</b> | <b>4</b> |
| 4 | Rob Gaudreau        | 3        |
|   | Owen Nolan          | 3        |
| 6 | <b>Joe Thornton</b> | <b>2</b> |
|   | Dany Heatley        | 2        |
|   | Tony Granato        | 2        |
|   | Jeff Friesen        | 2        |
|   | Igor Larionov       | 2        |



Joe Thornton



## ALL-TIME GOALTENDERS

Active players on Sharks Roster in **bold****Antti Niemi**

## GAMES PLAYED

| RANK     | GOALTENDER          | GPI        |
|----------|---------------------|------------|
| 1        | Evgeni Nabokov      | 563        |
| 2        | Antti Niemi         | 296        |
| 3        | Arturs Irbe         | 183        |
| <b>4</b> | <b>Martin Jones</b> | <b>130</b> |
| 5        | Mike Vernon         | 126        |
| 6        | Steve Shields       | 125        |
| 7        | Vesa Toskala        | 115        |
| 8        | Jeff Hackett        | 78         |
| 9        | Kelly Hrudey        | 76         |
| 10       | Chris Terreri       | 68         |

## MINUTES

| RANK     | GOALTENDER          | MINS        |
|----------|---------------------|-------------|
| 1        | Evgeni Nabokov      | 32492       |
| 2        | Antti Niemi         | 17369       |
| 3        | Arturs Irbe         | 10286       |
| <b>4</b> | <b>Martin Jones</b> | <b>7586</b> |
| 5        | Mike Vernon         | 7167        |
| 6        | Steve Shields       | 7094        |
| 7        | Vesa Toskala        | 6269        |
| 8        | Jeff Hackett        | 4314        |
| 9        | Kelly Hrudey        | 3991        |
| 10       | Chris Terreri       | 3716        |

## GOALS-AGAINST AVERAGE

(Min. 25 GP)

| RANK     | GOALTENDER          | AVG         |
|----------|---------------------|-------------|
| 1        | Brian Boucher       | 2.12        |
| <b>2</b> | <b>Martin Jones</b> | <b>2.33</b> |
| 3        | Vesa Toskala        | 2.35        |
| 4        | Alex Stalock        | 2.37        |
| 5        | Mike Vernon         | 2.39        |
|          | Evgeni Nabokov      | 2.39        |
| 7        | Antti Niemi         | 2.40        |
| 8        | Steve Shields       | 2.44        |
| 9        | Thomas Greiss       | 2.52        |
| 10       | Miikka Kiprusoff    | 2.84        |

## WINS

| RANK     | GOALTENDER          | W         |
|----------|---------------------|-----------|
| 1        | Evgeni Nabokov      | 293       |
| 2        | Antti Niemi         | 163       |
| <b>3</b> | <b>Martin Jones</b> | <b>72</b> |
| 4        | Vesa Toskala        | 65        |
| 5        | Arturs Irbe         | 57        |
| 6        | Mike Vernon         | 52        |
| 7        | Steve Shields       | 48        |
| 8        | Alex Stalock        | 24        |
| 9        | Kelly Hrudey        | 20        |
| 10       | Chris Terreri       | 19        |



## ALL-TIME GOALTENDERS

### SHOOTOUT WINS

| RANK     | GOALTENDER          | W        |
|----------|---------------------|----------|
| 1        | Antti Niemi         | 29       |
| 2        | Evgeni Nabokov      | 19       |
| <b>3</b> | <b>Martin Jones</b> | <b>5</b> |
| 4        | Alex Stalock        | 4        |
| 5        | Antero Nittymäki    | 2        |
|          | Thomas Greiss       | 2        |
| 7        | Brian Boucher       | 1        |
|          | Nolan Schaefer      | 1        |
|          | James Reimer        | 1        |

### DECISIONS

| RANK     | GOALTENDER          | DECISIONS  |
|----------|---------------------|------------|
| 1        | Evgeni Nabokov      | 537        |
| 2        | Antti Niemi         | 290        |
| 3        | Arturs Irbe         | 174        |
| <b>4</b> | <b>Martin Jones</b> | <b>128</b> |
| 5        | Mike Vernon         | 120        |
| 6        | Steve Shields       | 118        |
| 7        | Vesa Toskala        | 103        |
| 8        | Jeff Hackett        | 72         |
| 9        | Kelly Hrudey        | 67         |
| 10       | Chris Terreri       | 62         |

### SHUTOUTS

| RANK | GOALTENDER          | SO       |
|------|---------------------|----------|
| 1    | Evgeni Nabokov      | 50       |
| 2    | Antti Niemi         | 25       |
| 3    | Steve Shields       | 10       |
| 4    | Mike Vernon         | 9        |
| 5    | Arturs Irbe         | 8        |
|      | Vesa Toskala        | 8        |
|      | <b>Martin Jones</b> | <b>8</b> |
| 8    | Alex Stalock        | 4        |
| 9    | Miikka Kiprusoff    | 3        |
|      | Brian Boucher       | 3        |
|      | James Reimer        | 3        |
|      | James Reimer        | 3        |

### GOALS ALLOWED

| RANK     | GOALTENDER          | GA         |
|----------|---------------------|------------|
| 1        | Evgeni Nabokov      | 1294       |
| 2        | Antti Niemi         | 696        |
| 3        | Arturs Irbe         | 595        |
| 4        | Jeff Hackett        | 324        |
| <b>5</b> | <b>Martin Jones</b> | <b>295</b> |
| 6        | Steve Shields       | 289        |
| 7        | Mike Vernon         | 285        |
| 8        | Vesa Toskala        | 245        |
| 9        | Chris Terreri       | 210        |
| 10       | Kelly Hrudey        | 202        |

### SHOTS AGAINST

| RANK     | GOALTENDER          | SA          |
|----------|---------------------|-------------|
| 1        | Evgeni Nabokov      | 14757       |
| 2        | Antti Niemi         | 8342        |
| 3        | Arturs Irbe         | 5342        |
| <b>4</b> | <b>Martin Jones</b> | <b>3459</b> |
| 5        | Steve Shields       | 3368        |
| 6        | Mike Vernon         | 2961        |
| 7        | Vesa Toskala        | 2842        |
| 8        | Jeff Hackett        | 2586        |
| 9        | Chris Terreri       | 1875        |
| 10       | Kelly Hrudey        | 1863        |

### SAVE PERCENTAGE

(min. 25 GP)

| RANK     | GOALTENDER          | SPCT.        |
|----------|---------------------|--------------|
| 1        | Brian Boucher       | 0.919        |
| 2        | Antti Niemi         | 0.917        |
| 3        | Steve Shields       | 0.914        |
| <b>4</b> | <b>Martin Jones</b> | <b>0.914</b> |
| 5        | Vesa Toskala        | 0.914        |
| 6        | Evgeni Nabokov      | 0.912        |
| 7        | Thomas Greiss       | 0.912        |
| 8        | Alex Stalock        | 0.911        |
| 9        | Mike Vernon         | 0.904        |
| 10       | Miikka Kiprusoff    | 0.897        |

### GOALS

|   |                |   |
|---|----------------|---|
| 1 | Evgeni Nabokov | 1 |
|---|----------------|---|

### ASSISTS

| RANK | GOALTENDER     | A |
|------|----------------|---|
| 1    | Evgeni Nabokov | 9 |
| 2    | Antti Niemi    | 7 |
| 3    | Vesa Toskala   | 5 |
|      | Chris Terreri  | 5 |
| 5    | Arturs Irbe    | 3 |
|      | Jeff Hackett   | 3 |
| 7    | Steve Shields  | 2 |
|      | Mike Vernon    | 2 |
| 9    | Wade Flaherty  | 1 |
|      | Jarmo Myllys   | 1 |
|      | Brian Hayward  | 1 |
|      | Alex Stalock   | 1 |

### PENALTY MINUTES

| RANK | GOALTENDER     | PIM |
|------|----------------|-----|
| 1    | Evgeni Nabokov | 100 |
| 2    | Steve Shields  | 37  |
| 3    | Arturs Irbe    | 34  |
| 4    | Mike Vernon    | 32  |
| 5    | Brian Hayward  | 16  |
| 6    | Jeff Hackett   | 12  |
| 7    | Ed Belfour     | 8   |
| 8    | Vesa Toskala   | 6   |
| 9    | Jimmy Waite    | 6   |
| 10   | Antti Niemi    | 6   |



# ALL-TIME GOALTENDERS

## CONSECUTIVE GAMES STARTED IN GOAL

| RANK | GOALTENDER     | GAMES | DATES              |
|------|----------------|-------|--------------------|
| 1.   | Evgeni Nabokov | 50    | 3/24/07 - 1/12/08  |
| 2.   | Antti Niemi    | 34    | 1/15/11 - 4/4/11   |
| 3.   | Antti Niemi    | 24    | 3/9/13 - 4/23/13   |
|      | Antti Niemi    | 24    | 2/28/12 - 1/24/13  |
|      | Chris Terreri  | 24    | 11/16/95 - 1/08/96 |
| 6.   | Arturs Irbe    | 21    | 2/23/94 - 4/07/94  |
| 7.   | Evgeni Nabokov | 18    | 3/01/01 - 4/07/01  |
|      | Steve Shields  | 18    | 2/01/00 - 3/17/00  |
| 9.   | Arturs Irbe    | 17    | 12/22/93 - 2/05/94 |
| 10.  | Evgeni Nabokov | 15    | 1/15/08 - 2/18/08  |

## LONGEST UNBEATEN STREAKS

| RANK | GOALTENDER          | GAMES    | W-L-O/T      | DATES                  |
|------|---------------------|----------|--------------|------------------------|
| 1    | Evgeni Nabokov      | 16       | 15-0-1       | 2/21/08-4/1/08         |
| 2    | Evgeni Nabokov      | 14       | 12-0-2       | 10/28/08-12/17/08      |
| 3    | Evgeni Nabokov      | 13       | 11-0-2       | 3/4/07-4/5/07          |
| 4    | Vesa Toskala        | 12       | 12-0-0       | 4/3/06-10/23/06        |
|      | Evgeni Nabokov      | 12       | 9-0-3        | 10/17/09-11/21/09      |
| 6    | Evgeni Nabokov      | 11       | 9-0-2        | 10/20/00-11/14/00      |
|      | Steve Shields       | 11       | 9-0-2        | 3/9/99-4/9/99          |
| 8    | Mike Vernon         | 10       | 6-0-4        | 3/26/98-10/9/98        |
| 9    | Antti Niemi         | 9        | 8-0-1        | 3/15/11-4/4/11         |
|      | Antti Niemi         | 9        | 8-0-1        | 1/15/11-2/9/11         |
|      | Evgeni Nabokov      | 9        | 7-0-2        | 12/9/09-1/2/10         |
|      | Evgeni Nabokov      | 9        | 7-0-2        | 1/11/10-1/30/10        |
|      | Evgeni Nabokov      | 9        | 8-0-1        | 11/27/01-12/19/01      |
|      | Arturs Irbe         | 9        | 7-0-2        | 3/20/94-4/5/94         |
|      | Brian Boucher       | 9        | 7-0-2        | 11/11/08-2/26/09       |
|      | <b>Martin Jones</b> | <b>9</b> | <b>5-0-4</b> | <b>1/31/17-2/28/17</b> |



Martin Jones



## SINGLE SEASON LEADERS

Active players on Sharks Roster in **bold**

| POINTS |                     |            |              |
|--------|---------------------|------------|--------------|
| 1      | <b>Joe Thornton</b> | <b>114</b> | <b>06-07</b> |
| 2      | <b>Joe Thornton</b> | <b>96</b>  | <b>07-08</b> |
| 3      | Jonathan Cheechoo   | 93         | 05-06        |
| 4      | <b>Joe Thornton</b> | <b>92*</b> | <b>05-06</b> |
| 5      | <b>Joe Thornton</b> | <b>89</b>  | <b>09-10</b> |
| 6      | <b>Joe Thornton</b> | <b>86</b>  | <b>08-09</b> |
|        | Patrick Marleau     | 86         | 05-06        |
| 8      | Owen Nolan          | 84         | 99-00        |
| 9      | Patrick Marleau     | 83         | 09-10        |
| 10     | <b>Joe Thornton</b> | <b>82</b>  | <b>15-16</b> |
|        | Dany Heatley        | 82         | 09-10        |

\* — led NHL - (125 total)

| PLUS-MINUS |                            |           |              |
|------------|----------------------------|-----------|--------------|
| 1          | <b>Marc-Edouard Vlasic</b> | <b>31</b> | <b>13-14</b> |
|            | <b>Joe Thornton</b>        | <b>31</b> | <b>05-06</b> |
| 3          | Nils Ekman                 | 30        | 03-04        |
| 4          | <b>Brent Burns</b>         | <b>26</b> | <b>13-14</b> |
| 5          | <b>Joe Pavelski</b>        | <b>25</b> | <b>15-16</b> |
|            | <b>Joe Thornton</b>        | <b>25</b> | <b>15-16</b> |
| 7          | <b>Joe Thornton</b>        | <b>24</b> | <b>06-07</b> |
| 8          | <b>Joe Pavelski</b>        | <b>23</b> | <b>13-14</b> |
|            | Jonathan Cheechoo          | 23        | 05-06        |
|            | Alyn McCauley              | 23        | 03-04        |
|            | Mike Rathje                | 23        | 01-02        |
|            | Marco Sturm                | 23        | 01-02        |

| GOALS |                     |           |              |
|-------|---------------------|-----------|--------------|
| 1     | Jonathan Cheechoo   | 56*       | 05-06        |
| 2     | Patrick Marleau     | 44        | 09-10        |
|       | Owen Nolan          | 44        | 99-00        |
| 4     | <b>Joe Pavelski</b> | <b>41</b> | <b>13-14</b> |
| 5     | Dany Heatley        | 39        | 09-10        |
| 6     | <b>Joe Pavelski</b> | <b>38</b> | <b>15-16</b> |
|       | Patrick Marleau     | 38        | 08-09        |
| 8     | <b>Joe Pavelski</b> | <b>37</b> | <b>14-15</b> |
|       | Patrick Marleau     | 37        | 10-11        |
|       | Jonathan Cheechoo   | 37        | 06-07        |

\* — led NHL

| ASSISTS |                     |             |              |
|---------|---------------------|-------------|--------------|
| 1       | <b>Joe Thornton</b> | <b>92*</b>  | <b>06-07</b> |
| 2       | <b>Joe Thornton</b> | <b>72**</b> | <b>05-06</b> |
| 3       | <b>Joe Thornton</b> | <b>69</b>   | <b>09-10</b> |
| 4       | <b>Joe Thornton</b> | <b>67</b>   | <b>07-08</b> |
| 5       | <b>Joe Thornton</b> | <b>65</b>   | <b>13-14</b> |
| 6       | <b>Joe Thornton</b> | <b>63</b>   | <b>15-16</b> |
| 7       | <b>Joe Thornton</b> | <b>61</b>   | <b>08-09</b> |
| 8       | <b>Joe Thornton</b> | <b>59</b>   | <b>11-12</b> |
| 9       | Kelly Kislo         | 52          | 92-93        |
|         | Patrick Marleau     | 52          | 05-06        |

\* — led NHL \*\* — led NHL (96 total)

| PENALTY MINUTES |                 |     |       |
|-----------------|-----------------|-----|-------|
| 1               | Link Gaetz      | 326 | 91-92 |
| 2               | Jeff Odgers     | 253 | 92-93 |
| 3               | Doug Zmolek     | 229 | 92-93 |
| 4               | Andrei Nazarov  | 222 | 96-97 |
|                 | Jeff Odgers     | 222 | 93-94 |
| 6               | Jeff Odgers     | 217 | 91-92 |
| 7               | Bryan Marchment | 204 | 00-01 |
| 8               | Dody Wood       | 193 | 96-97 |
| 9               | Jeff Odgers     | 192 | 95-96 |
| 10              | Marty McSorley  | 186 | 96-97 |

| POWER-PLAY GOALS |                     |           |              |
|------------------|---------------------|-----------|--------------|
| 1                | Jonathan Cheechoo   | 24        | 05-06        |
| 2                | Patrick Marleau     | 20        | 05-06        |
| 3                | <b>Joe Pavelski</b> | <b>19</b> | <b>14-15</b> |
| 4                | Dany Heatley        | 18        | 09-10        |
|                  | Owen Nolan          | 18        | 99-00        |
| 6                | <b>Joe Pavelski</b> | <b>16</b> | <b>13-14</b> |
| 7                | Jonathan Cheechoo   | 15        | 06-07        |
|                  | Vincent Damphousse  | 15        | 02-03        |
| 9                | Patrick Marleau     | 14        | 06-07        |
|                  | Johan Garpenlov     | 14        | 92-93        |

| SHORTHANDED GOALS |                 |   |        |
|-------------------|-----------------|---|--------|
| 1.                | Jeff Friesen    | 6 | '97-98 |
|                   | Jamie Baker     | 6 | '95-96 |
| 3.                | Patrick Marleau | 5 | '08-09 |
| 4.                | Patrick Marleau | 4 | '09-10 |
|                   | Marco Sturm     | 4 | '99-00 |
|                   | Nils Ekman      | 4 | '03-04 |
|                   | Owen Nolan      | 4 | '99-00 |
| 8.                | 11 tied         | 3 |        |



## SINGLE SEASON LEADERS

Active players on Sharks Roster in **bold**

## GAME-WINNING GOALS

|           |                      |           |              |
|-----------|----------------------|-----------|--------------|
| <b>1</b>  | <b>Joe Pavelski</b>  | <b>11</b> | <b>15-16</b> |
|           | Jonathan Cheechoo    | 11        | 05-06        |
| <b>3</b>  | Patrick Marleau      | 10        | 08-09        |
|           | Jeremy Roenick       | 10        | 07-08        |
| <b>5</b>  | Patrick Marleau      | 9         | 10-11        |
|           | Dany Heatley         | 9         | 09-10        |
|           | Milan Michalek       | 9         | 06-07        |
|           | Patrick Marleau      | 9         | 06-07        |
|           | Jonathan Cheechoo    | 9         | 03-04        |
| <b>10</b> | Patrick Marleau      | 8         | 11-12        |
|           | <b>Logan Couture</b> | <b>8</b>  | <b>10-11</b> |
|           | Milan Michalek       | 8         | 07-08        |
|           | Teemu Selanne        | 8         | 01-02        |

## SHOTS

|           |                     |             |              |
|-----------|---------------------|-------------|--------------|
| <b>1</b>  | <b>Brent Burns</b>  | <b>353</b>  | <b>15-16</b> |
| <b>2</b>  | <b>Brent Burns</b>  | <b>320*</b> | <b>16-17</b> |
| <b>3</b>  | Jonathan Cheechoo   | 317         | 05-06        |
| <b>4</b>  | Patrick Marleau     | 285         | 13-14        |
| <b>5</b>  | <b>Joe Pavelski</b> | <b>282</b>  | <b>10-11</b> |
| <b>6</b>  | Dany Heatley        | 280         | 09-10        |
| <b>7</b>  | Patrick Marleau     | 279         | 10-11        |
| <b>8</b>  | Patrick Marleau     | 274         | 09-10        |
| <b>9</b>  | <b>Joe Pavelski</b> | <b>269</b>  | <b>11-12</b> |
| <b>10</b> | <b>Joe Pavelski</b> | <b>266</b>  | <b>08-09</b> |

\* — led NHL

## HAT TRICKS

|          |                      |          |              |
|----------|----------------------|----------|--------------|
| <b>1</b> | Jonathan Cheechoo    | <b>5</b> | <b>05-06</b> |
| <b>2</b> | <b>Joe Pavelski</b>  | <b>3</b> | <b>13-14</b> |
|          | Jonathan Cheechoo    | 3        | 06-07        |
| <b>4</b> | Dany Heatley         | 2        | 09-10        |
|          | Tony Granato         | 2        | 96-97        |
|          | Igor Larionov        | 2        | 93-94        |
|          | Rob Gaudreau         | 2        | 92-93        |
| <b>8</b> | 34 players tied at 1 | 1        |              |



Jeff Friesen



Jonathan Cheechoo





## GOALTENDING SINGLE SEASON LEADERS

Active players on Sharks Roster in **bold**



Alex Stalock

### GAMES PLAYED

|    |                     |                 |              |
|----|---------------------|-----------------|--------------|
| 1  | Evgeni Nabokov      | 77 <sup>^</sup> | 07-08        |
| 2  | Arturs Irbe         | 74 <sup>*</sup> | 93-94        |
| 3  | Evgeni Nabokov      | 71              | 09-10        |
| 4  | Antti Niemi         | 68              | 11-12        |
| 5  | Steve Shields       | 67              | 99-00        |
|    | Evgeni Nabokov      | 67              | 01-02        |
| 7  | Evgeni Nabokov      | 66              | 00-01        |
| 8  | <b>Martin Jones</b> | <b>65</b>       | <b>16-17</b> |
|    | <b>Martin Jones</b> | <b>65</b>       | <b>15-16</b> |
| 10 | Antti Niemi         | 64              | 13-14        |

\* — Led NHL ^ — Tied for NHL Lead

### GOALS-AGAINST AVERAGE

|              |                     |             |              |
|--------------|---------------------|-------------|--------------|
| (Min. 15 GP) |                     |             |              |
| 1            | Alex Stalock        | 1.87        | 13-14        |
| 2            | <b>Aaron Dell</b>   | <b>2.00</b> | <b>16-17</b> |
| 3            | Vesa Toskala        | 2.06        | 03-04        |
| 4            | Evgeni Nabokov      | 2.14        | 07-08        |
| 5            | Antti Niemi         | 2.16        | 12-13        |
| 6            | Brian Boucher       | 2.18        | 08-09        |
| 7            | Evgeni Nabokov      | 2.19        | 00-01        |
| 8            | Evgeni Nabokov      | 2.21        | 03-04        |
| 9            | Steve Shields       | 2.22        | 98-99        |
| 10           | <b>Martin Jones</b> | <b>2.27</b> | <b>15-16</b> |

### MINUTES

|    |                     |                    |              |
|----|---------------------|--------------------|--------------|
| 1  | Evgeni Nabokov      | 4,561              | 07-08        |
| 2  | Arturs Irbe         | 4,412 <sup>*</sup> | 93-94        |
| 3  | Evgeni Nabokov      | 4,194              | 09-10        |
| 4  | Antti Niemi         | 3,936              | 11-12        |
| 5  | Evgeni Nabokov      | 3,901              | 01-02        |
| 6  | <b>Martin Jones</b> | <b>3,801</b>       | <b>16-17</b> |
| 7  | Steve Shields       | 3,797              | 99-00        |
| 8  | <b>Martin Jones</b> | <b>3,786</b>       | <b>15-16</b> |
| 9  | Antti Niemi         | 3,740              | 13-14        |
| 10 | Evgeni Nabokov      | 3,700              | 00-01        |

\* — Led NHL

### WINS

|    |                     |                 |              |
|----|---------------------|-----------------|--------------|
| 1  | Evgeni Nabokov      | 46 <sup>*</sup> | 07-08        |
| 2  | Evgeni Nabokov      | 44              | 09-10        |
| 3  | Evgeni Nabokov      | 41              | 08-09        |
| 4  | Antti Niemi         | 39              | 13-14        |
| 5  | <b>Martin Jones</b> | <b>37</b>       | <b>15-16</b> |
|    | Evgeni Nabokov      | 37              | 01-02        |
| 7  | <b>Martin Jones</b> | <b>35</b>       | <b>16-17</b> |
|    | Antti Niemi         | 35              | 10-11        |
| 9  | Antti Niemi         | 34              | 11-12        |
| 10 | Evgeni Nabokov      | 32              | 00-01        |

\* — Led NHL





# GOALTENDING SINGLE SEASON LEADERS

Active players on Sharks Roster in **bold**



Steve Shields

## DECISIONS

| RNK      | PLAYER              | #         | RECORD         | SEASON       |
|----------|---------------------|-----------|----------------|--------------|
| 1        | Evgeni Nabokov      | 75        | 46-21-8        | 07-08        |
| 2        | Arturs Irbe         | 74        | 30-28-16       | 93-94        |
| 3        | Evgeni Nabokov      | 70        | 44-16-10       | 09-10        |
| 4        | Evgeni Nabokov      | 67        | 37-24-5        | 01-02        |
| 5        | Antti Niemi         | 65        | 34-22-9        | 11-12        |
|          | Steve Shields       | 65        | 27-30-8        | 99-00        |
| <b>7</b> | <b>Martin Jones</b> | <b>64</b> | <b>35-23-6</b> | <b>16-17</b> |
|          | <b>Martin Jones</b> | <b>64</b> | <b>37-23-4</b> | <b>15-16</b> |
| 9        | Antti Niemi         | 63        | 39-17-7        | 13-14        |
| 10       | Antti Niemi         | 61        | 32-21-7        | 14-15        |
|          | Evgeni Nabokov      | 61        | 41-12-8        | 08-09        |

## SHUTOUTS

| RNK | PLAYER         | SO | SEASON |
|-----|----------------|----|--------|
| 1.  | Evgeni Nabokov | ^9 | '03-04 |
| 2.  | Evgeni Nabokov | 7  | '08-09 |
|     | Evgeni Nabokov | 7  | '06-07 |
|     | Evgeni Nabokov | 7  | '01-02 |
| 5   | Martin Jones   | 6  | 15-16  |
|     | Antti Niemi    | 6  | 11-12  |
|     | Antti Niemi    | 6  | 10-11  |
|     | Evgeni Nabokov | 6  | 07-08  |
|     | Evgeni Nabokov | 6* | 00-01  |
| 10  | Antti Niemi    | 5  | 14-15  |
|     | Mike Vernon    | 5# | 97-98  |

^Evgeni Nabokov and Vesa Toskala shared a shutout on Nov. 21, 2003, but it is not counted in Nabokov's totals.

\*Evgeni Nabokov and Miikka Kiprusoff shared a shutout on March 12, 2001. Kiprusoff faced no shots in 38 seconds, but the shutout is not counted in Nabokov's totals.

# Mike Vernon and Kelly Hradek shared a shutout on April 7, 1998 vs. Calgary but it is not counted in Vernon's totals.



## LEADERS BY SEASON

Active players on Sharks Roster in **bold**. \* — Led the NHL \*\* — Tied for NHL lead

| GAMES PLAYED |                            |           |         |                 |    |
|--------------|----------------------------|-----------|---------|-----------------|----|
|              |                            |           | 1998-99 | Mike Rathje     | 82 |
|              |                            |           |         | Mike Ricci      |    |
| 2016-17      | Patrick Marleau            | 82        | 1997-98 | Bill Houlder    | 82 |
|              | <b>Brent Burns</b>         | <b>82</b> | 1996-97 | Jeff Friesen    | 82 |
| 2015-16      | <b>Joe Pavelski</b>        | <b>82</b> | 1995-96 | Jeff Friesen    | 79 |
|              | Patrick Marleau            |           |         | Michal Sykora   |    |
|              | <b>Brent Burns</b>         |           | 1994-95 | Jeff Friesen    | 48 |
|              | <b>Joe Thornton</b>        |           |         | Jeff Odgers     |    |
| 2014-15      | <b>Joe Pavelski</b>        | <b>82</b> |         | Sandis Ozolinsh |    |
|              | <b>Logan Couture</b>       |           | 1993-94 | Gaetan Duchesne | 84 |
|              | Patrick Marleau            |           |         | Rob Gaudreau    |    |
|              | <b>Brent Burns</b>         |           | 1992-93 | Dean Evason     | 84 |
|              | <b>Tomas Hertl</b>         |           |         | Doug Zmolek     |    |
| 2013-14      | <b>Joe Pavelski</b>        | <b>82</b> | 1991-92 | Pat Falloon     | 79 |
|              | <b>Joe Thornton</b>        |           |         |                 |    |
|              | Patrick Marleau            |           |         |                 |    |
|              | <b>Justin Braun</b>        |           |         |                 |    |
| 2012-13      | <b>Joe Thornton</b>        | <b>48</b> |         |                 |    |
|              | <b>Logan Couture</b>       |           |         |                 |    |
|              | Patrick Marleau            |           |         |                 |    |
|              | <b>Joe Pavelski</b>        |           |         |                 |    |
|              | <b>Marc-Edouard Vlasic</b> |           |         |                 |    |
|              | Brad Stuart                |           |         |                 |    |
| 2011-12      | <b>Joe Thornton</b>        | <b>82</b> |         |                 |    |
|              | Patrick Marleau            |           |         |                 |    |
|              | <b>Joe Pavelski</b>        |           |         |                 |    |
|              | <b>Marc-Edouard Vlasic</b> |           |         |                 |    |
| 2010-11      | Patrick Marleau            | 82        |         |                 |    |
| 2009-10      | Patrick Marleau            | 82        |         |                 |    |
|              | Dany Heatley               |           |         |                 |    |
|              | Ryane Clowe                |           |         |                 |    |
|              | Kent Huskins               |           |         |                 |    |
| 2008-09      | <b>Joe Thornton</b>        | <b>82</b> |         |                 |    |
|              | <b>Marc-Edouard Vlasic</b> |           |         |                 |    |
| 2007-08      | <b>Joe Thornton</b>        | <b>82</b> |         |                 |    |
|              | Torrey Mitchell            |           |         |                 |    |
|              | <b>Joe Pavelski</b>        |           |         |                 |    |
|              | <b>Marc-Edouard Vlasic</b> |           |         |                 |    |
| 2006-07      | <b>Joe Thornton</b>        | <b>82</b> |         |                 |    |
|              | Christian Ehrhoff          |           |         |                 |    |
| 2005-06      | Patrick Marleau            | 82        |         |                 |    |
|              | Jonathan Cheechoo          |           |         |                 |    |
| 2003-04      | Scott Hannan               | 82        |         |                 |    |
|              | Nils Ekman                 |           |         |                 |    |
|              | Alyn McCauley              |           |         |                 |    |
|              | Vincent Damphousse         |           |         |                 |    |
| 2002-03      | Patrick Marleau            | 82        |         |                 |    |
|              | Marco Sturm                |           |         |                 |    |
|              | Mike Rathje                |           |         |                 |    |
|              | Vincent Damphousse         |           |         |                 |    |
|              | Adam Graves                |           |         |                 |    |
|              | Teemu Selanne              |           |         |                 |    |
| 2001-02      | Brad Stuart                | 82        |         |                 |    |
|              | Vincent Damphousse         |           |         |                 |    |
|              | Teemu Selanne              |           |         |                 |    |
|              | Gary Suter                 |           |         |                 |    |
| 2000-01      | Niklas Sundstrom           | 82        |         |                 |    |
| 1999-00      | Brad Stuart                | 82        |         |                 |    |
|              | Mike Ricci                 |           |         |                 |    |
|              | Vincent Damphousse         |           |         |                 |    |
|              | Jeff Friesen               |           |         |                 |    |

## GOALS

|         |                      |           |
|---------|----------------------|-----------|
| 2016-17 | <b>Joe Pavelski</b>  | <b>29</b> |
|         | <b>Brent Burns</b>   | <b>29</b> |
| 2015-16 | <b>Joe Pavelski</b>  | <b>38</b> |
| 2014-15 | <b>Joe Pavelski</b>  | <b>37</b> |
| 2013-14 | <b>Joe Pavelski</b>  | <b>41</b> |
| 2012-13 | <b>Logan Couture</b> | <b>21</b> |
| 2011-12 | <b>Logan Couture</b> | <b>31</b> |
|         | <b>Joe Pavelski</b>  |           |
| 2010-11 | Patrick Marleau      | 37        |
| 2009-10 | Patrick Marleau      | 44        |
| 2008-09 | Patrick Marleau      | 38        |
| 2007-08 | <b>Joe Thornton</b>  | <b>29</b> |
| 2006-07 | Jonathan Cheechoo    | 37        |
| 2005-06 | Jonathan Cheechoo    | *56       |
| 2003-04 | Patrick Marleau      | 28        |
|         | Jonathan Cheechoo    |           |
| 2002-03 | Patrick Marleau      | 28        |
|         | Marco Sturm          |           |
|         | Teemu Selanne        |           |
| 2001-02 | Teemu Selanne        | 29        |
| 2000-01 | Patrick Marleau      | 25        |
| 1999-00 | Owen Nolan           | 44        |
| 1998-99 | Joe Murphy           | 25        |
| 1997-98 | Jeff Friesen         | 31        |
| 1996-97 | Owen Nolan           | 31        |
| 1995-96 | Owen Nolan           | 29        |
| 1994-95 | Jeff Friesen         | 15        |
| 1993-94 | Sergei Makarov       | 30        |
| 1992-93 | Kelly Kisio          | 26        |
| 1991-92 | Pat Falloon          | 25        |



## LEADERS BY SEASON

Active players on Sharks Roster in **bold**. \* — Led the NHL \*\* — Tied for NHL lead

### ASSISTS

|         |                     |      |
|---------|---------------------|------|
| 2016-17 | <b>Brent Burns</b>  | 47   |
| 2015-16 | <b>Joe Thornton</b> | 63   |
| 2014-15 | <b>Joe Thornton</b> | 49   |
| 2013-14 | <b>Joe Thornton</b> | 65   |
| 2012-13 | <b>Joe Thornton</b> | 33   |
| 2011-12 | <b>Joe Thornton</b> | 59   |
| 2010-11 | <b>Joe Thornton</b> | 49   |
| 2009-10 | <b>Joe Thornton</b> | 69   |
| 2008-09 | <b>Joe Thornton</b> | 61   |
| 2007-08 | <b>Joe Thornton</b> | *67  |
| 2006-07 | <b>Joe Thornton</b> | *92  |
| 2005-06 | <b>Joe Thornton</b> | **72 |
| 2003-04 | Nils Ekman          | 33   |
| 2002-03 | Vincent Damphousse  | 38   |
| 2001-02 | Owen Nolan          | 43   |
| 2000-01 | Niklas Sundstrom    | 39   |
| 1999-00 | Vincent Damphousse  | 49   |
| 1998-99 | Jeff Friesen        | 35   |
| 1997-98 | Jeff Friesen        | 32   |
| 1996-97 | Jeff Friesen        | 34   |
| 1995-96 | Craig Janney        | 49   |
| 1994-95 | Ulf Dahlen          | 23   |
| 1993-94 | Todd Elik           | 41   |
| 1992-93 | Kelly Kisio         | 52   |
| 1991-92 | Pat Falloon         | 34   |

### POINTS

|         |                     |       |
|---------|---------------------|-------|
| 2016-17 | <b>Brent Burns</b>  | 76    |
| 2014-15 | <b>Joe Pavelski</b> | 70    |
| 2015-16 | <b>Joe Thornton</b> | 82    |
| 2013-14 | <b>Joe Pavelski</b> | 79    |
| 2012-13 | <b>Joe Thornton</b> | 40    |
| 2011-12 | <b>Joe Thornton</b> | 77    |
| 2010-11 | Patrick Marleau     | 73    |
| 2009-10 | <b>Joe Thornton</b> | 89    |
| 2008-09 | <b>Joe Thornton</b> | 86    |
| 2007-08 | <b>Joe Thornton</b> | 96    |
| 2006-07 | <b>Joe Thornton</b> | **114 |
| 2005-06 | Jonathan Cheechoo   | 93    |
| 2003-04 | Patrick Marleau     | 57    |
| 2002-03 | Teemu Selanne       | 64    |
| 2001-02 | Owen Nolan          | 66    |
| 2000-01 | Patrick Marleau     | 52    |
| 1999-00 | Owen Nolan          | 84    |
| 1998-99 | Jeff Friesen        | 57    |
| 1997-98 | Jeff Friesen        | 63    |
| 1996-97 | Owen Nolan          | 63    |
| 1995-96 | Craig Janney        | 62    |
| 1994-95 | Ulf Dahlen          | 34    |
| 1993-94 | Sergei Makarov      | 68    |
| 1992-93 | Kelly Kisio         | 78    |
| 1991-92 | Pat Falloon         | 59    |



Craig Janney

### PLUS/MINUS

(MIN. 60 PERCENT OF TEAM'S GAMES PLAYED)

|         |                            |     |
|---------|----------------------------|-----|
| 2016-17 | <b>Brent Burns</b>         | +19 |
| 2015-16 | <b>Joe Pavelski</b>        | +25 |
|         | <b>Joe Thornton</b>        |     |
| 2014-15 | <b>Joe Pavelski</b>        | +12 |
|         | <b>Marc-Edouard Vlasic</b> |     |
| 2013-14 | <b>Marc-Edouard Vlasic</b> | +31 |
| 2012-13 | <b>Logan Couture</b>       | +7  |
|         | Martin Havlat              |     |
| 2011-12 | <b>Joe Pavelski</b>        | +18 |
| 2010-11 | Jason Demers               | +19 |
| 2009-10 | Patrick Marleau            | +21 |
|         | <b>Marc-Edouard Vlasic</b> |     |
| 2008-09 | <b>Joe Thornton</b>        | +16 |
|         | Patrick Marleau            |     |
|         | Devin Setoguchi            |     |
| 2007-08 | Douglas Murray             | +20 |
| 2006-07 | <b>Joe Thornton</b>        | +24 |
| 2005-06 | <b>Joe Thornton</b>        | +31 |
| 2003-04 | Nils Ekman                 | +30 |
| 2002-03 | Marco Sturm                | +9  |
| 2001-02 | Marco Sturm                | +23 |
|         | Mike Rathje                |     |
| 2000-01 | Vincent Damphousse         | +17 |
| 1999-00 | Mike Ricci                 | +14 |
| 1998-99 | Owen Nolan                 | +16 |
| 1997-98 | Bill Houlder               | +13 |
| 1996-97 | Andrei Nazarov             | -4  |
| 1995-96 | Jeff Odgers                | -4  |
| 1994-95 | Jayson More                | +7  |
| 1993-94 | Igor Larionov              | +20 |
| 1992-93 | Kelly Kisio                | -15 |
| 1991-92 | Neil Wilkinson             | -11 |



## LEADERS BY SEASON

Active players on Sharks Roster in **bold**

### PENALTY MINUTES

|         |                   |     |
|---------|-------------------|-----|
| 2016-17 | Micheal Haley     | 128 |
| 2015-16 | Tommy Wingels     | 63  |
|         | Mike Brown        |     |
| 2014-15 | <b>John Scott</b> | 87  |
| 2013-14 | Andrew Desjardins | 86  |
| 2012-13 | Ryane Clowe       | 79  |
| 2011-12 | Ryane Clowe       | 97  |
| 2010-11 | Jamal Mayers      | 124 |
| 2009-10 | Ryane Clowe       | 131 |
| 2008-09 | Jody Shelley      | 116 |
| 2007-08 | Craig Rivet       | 104 |
| 2006-07 | Mark Bell         | 83  |
| 2005-06 | Mark Smith        | 97  |
| 2003-04 | Scott Parker      | 101 |
| 2002-03 | Bryan Marchment   | 108 |
| 2001-02 | Bryan Marchment   | 178 |
| 2000-01 | Bryan Marchment   | 204 |
| 1999-00 | Ron Stern         | 151 |
| 1998-99 | Ron Stern         | 158 |
| 1997-98 | Owen Nolan        | 144 |
| 1996-97 | Andrei Nazarov    | 222 |
| 1995-96 | Jeff Odgers       | 192 |
| 1994-95 | Jeff Odgers       | 117 |
| 1993-94 | Jeff Odgers       | 222 |
| 1992-93 | Jeff Odgers       | 253 |
| 1991-92 | Link Gaetz        | 326 |

### POWER-PLAY GOALS

|         |                      |    |
|---------|----------------------|----|
| 2016-17 | <b>Logan Couture</b> | 11 |
| 2015-16 | <b>Joe Pavelski</b>  | 12 |
| 2014-15 | <b>Joe Pavelski</b>  | 19 |
| 2013-14 | <b>Joe Pavelski</b>  | 16 |
| 2012-13 | <b>Logan Couture</b> | 7  |
| 2011-12 | <b>Logan Couture</b> | 11 |
| 2010-11 | Patrick Marleau      | 11 |
|         | Dany Heatley         |    |
|         | <b>Joe Pavelski</b>  |    |
| 2009-10 | Dany Heatley         | 18 |
| 2008-09 | <b>Joe Thornton</b>  | 11 |
|         | Patrick Marleau      |    |
|         | Devin Setoguchi      |    |
|         | Ryane Clowe          |    |
| 2007-08 | <b>Joe Thornton</b>  | 11 |
| 2006-07 | Jonathan Cheechoo    | 15 |
| 2005-06 | Jonathan Cheechoo    | 24 |
| 2003-04 | Marco Sturm          | 10 |
| 2002-03 | Vincent Damphousse   | 15 |
| 2001-02 | Teemu Selanne        | 9  |
| 2000-01 | Owen Nolan           | 10 |
| 1999-00 | Owen Nolan           | 18 |
| 1998-99 | Jeff Friesen         | 10 |
| 1997-98 | Jeff Friesen         | 7  |

|         |                 |    |
|---------|-----------------|----|
| 1996-97 | Owen Nolan      | 10 |
| 1995-96 | Owen Nolan      | 12 |
|         | Ray Sheppard    |    |
| 1994-95 | Jeff Friesen    | 5  |
| 1993-94 | Sergei Makarov  | 10 |
| 1992-93 | Johan Garpenlov | 14 |
| 1991-92 | David Bruce     | 10 |

### SHORTHANDED GOALS

|         |                        |   |
|---------|------------------------|---|
| 2016-17 | <b>Melker Karlsson</b> | 2 |
|         | <b>Joel Ward</b>       | 2 |
| 2015-16 | Matt Nieto             | 2 |
| 2014-15 | <b>Logan Couture</b>   | 2 |
| 2013-14 | Tommy Wingels          | 2 |
|         | <b>Logan Couture</b>   |   |
|         | Patrick Marleau        |   |
| 2012-13 | Patrick Marleau        | 1 |
|         | Tommy Wingels          |   |
|         | Adam Burish            |   |
| 2011-12 | <b>Logan Couture</b>   | 2 |
| 2010-11 | Patrick Marleau        | 2 |
|         | <b>Joe Thornton</b>    |   |
| 2009-10 | Patrick Marleau        | 4 |
| 2008-09 | Patrick Marleau        | 5 |
| 2007-08 | Mike Grier             | 3 |
| 2006-07 | Mike Grier             | 3 |
| 2005-06 | Jonathan Cheechoo      | 2 |
|         | Alyn McCauley          |   |
| 2003-04 | Nils Ekman             | 4 |
| 2002-03 | Owen Nolan             | 3 |
| 2001-02 | Marco Sturm            | 3 |
|         | Adam Graves            |   |
| 2000-01 | Marco Sturm            | 3 |
| 1999-00 | Owen Nolan             | 4 |
|         | Marco Sturm            |   |
| 1998-99 | 3 players tied with    | 2 |
| 1997-98 | Jeff Friesen           | 6 |
| 1996-97 | Jeff Friesen           | 2 |
|         | Ron Sutter             |   |
| 1995-96 | Jamie Baker            | 6 |
| 1994-95 | 6 players tied         | 1 |
| 1993-94 | Igor Larionov          | 2 |
|         | Mike Sullivan          |   |
| 1992-93 | 3 players tied         | 2 |
| 1991-92 | Kelly Kisio            | 3 |
|         | Brian Mullen           | 3 |



## LEADERS BY SEASON

Active players on Sharks Roster in **bold**



**Owen Nolan**

| GAME-WINNING GOALS |                      |           | SHOTS          |                      |            |
|--------------------|----------------------|-----------|----------------|----------------------|------------|
| <b>2016-17</b>     | <b>Joe Pavelski</b>  | <b>7</b>  | <b>2016-17</b> | <b>Brent Burns</b>   | <b>320</b> |
| <b>2015-16</b>     | <b>Joe Pavelski</b>  | <b>11</b> | <b>2015-16</b> | <b>Brent Burns</b>   | <b>353</b> |
| <b>2014-15</b>     | <b>Joe Pavelski</b>  | <b>5</b>  | <b>2014-15</b> | <b>Logan Couture</b> | <b>263</b> |
| 2013-14            | Tommy Wingels        | 7         | 2013-14        | Patrick Marleau      | 285        |
| <b>2012-13</b>     | <b>Logan Couture</b> | <b>5</b>  | <b>2012-13</b> | <b>Logan Couture</b> | <b>151</b> |
|                    | <b>Joe Pavelski</b>  |           | <b>2011-12</b> | <b>Joe Pavelski</b>  | <b>269</b> |
| 2011-12            | Patrick Marleau      | 8         | <b>2010-11</b> | <b>Joe Pavelski</b>  | <b>282</b> |
| 2010-11            | Patrick Marleau      | 9         | 2009-10        | Dany Heatley         | 280        |
| 2009-10            | Dany Heatley         | 9         | <b>2008-09</b> | <b>Joe Pavelski</b>  | <b>266</b> |
| 2008-09            | Patrick Marleau      | 10        | 2007-08        | Milan Michalek       | 233        |
| 2007-08            | Jeremy Roenick       | 10        | 2006-07        | Jonathan Cheechoo    | 250        |
| 2006-07            | Patrick Marleau      | 9         | 2005-06        | Jonathan Cheechoo    | 317        |
|                    | Milan Michalek       |           | 2003-04        | Patrick Marleau      | 220        |
| 2005-06            | Jonathan Cheechoo    | 11        | 2002-03        | Teemu Selanne        | 253        |
| 2003-04            | Jonathan Cheechoo    | 9         | 2001-02        | Owen Nolan           | 217        |
| 2002-03            | Vincent Damphousse   | 6         | 2000-01        | Owen Nolan           | 190        |
| 2001-02            | Teemu Selanne        | 8         | 1999-00        | Owen Nolan           | 261        |
| 2000-01            | Patrick Marleau      | 6         | 1998-99        | Jeff Friesen         | 215        |
| 1999-00            | Jeff Friesen         | 7         | 1997-98        | Owen Nolan           | 192        |
| 1998-99            | Bill Houlder         | 5         | 1996-97        | Tony Granato         | 231        |
| 1997-98            | Jeff Friesen         | 7         | 1995-96        | Owen Nolan           | 184        |
| 1996-97            | Jeff Friesen         | 5         | 1994-95        | Pat Falloon          | 91         |
| 1995-96            | Ray Sheppard         | 4         | 1993-94        | Pat Falloon          | 193        |
| 1994-95            | Ulf Dahlen           | 4         | 1992-93        | Rob Gaudreau         | 191        |
| 1993-94            | Sergei Makarov       | 5         | 1991-92        | Pat Falloon          | 181        |
| 1992-93            | Kelly Kisio          | 2         |                |                      |            |
|                    | Tom Pederson         |           |                |                      |            |
| 1991-92            | 3 players tied       | 2         |                |                      |            |



## LEADERS BY SEASON

Active players on Sharks Roster in **bold**

| HAT TRICKS     |  |          |
|----------------|--|----------|
| 2016-17        | Patrick Marleau  | 1        |
|                | <b>Mikkel Boedker</b>  | <b>1</b> |
| <b>2015-16</b> | <b>Logan Couture</b>   | <b>1</b> |
|                | <b>Joel Ward</b>   |          |
| <b>2014-15</b> | <b>Joe Pavelski</b>  | <b>1</b> |
| <b>2013-14</b> | <b>Joe Pavelski</b>  | <b>3</b> |
| 2012-13        | None   |          |
| 2011-12        | Patrick Marleau  | 1        |
| <b>2010-11</b> | <b>Joe Thornton</b>  | <b>1</b> |
|                | Devin Setoguchi  | 1        |
| 2009-10        | Dany Heatley   | 2        |
| 2008-09        | None   |          |
| <b>2007-08</b> | <b>Joe Thornton</b>  | <b>1</b> |
|                | Jonathan Cheechoo  |          |
| 2006-07        | Jonathan Cheechoo  | 3        |
| 2005-06        | Jonathan Cheechoo  | 5        |
| 2003-04        | Alyn McCauley  | 1        |
| 2002-03        | None   |          |
| 2001-02        | Patrick Marleau  | 1        |
| 2000-01        | Scott Thornton/Todd Harvey/<br>Mike Ricci/Teemu Selanne                  | 1        |
| 1999-00        | Owen Nolan/Jeff Friesen  | 1        |
| 1998-99        | Marco Sturm/<br>Vincent Damphousse                                       | 1        |
| 1997-98        | None   |          |
| 1996-97        | Tony Granato   | 2        |
| 1995-96        | Owen Nolan/Ray Sheppard/<br>Kevin Miller/Alexei Yegorov/<br>Jeff Friesen | 1        |
| 1994-95        | None   |          |
| 1993-94        | Igor Larionov  | 2        |
| 1992-93        | Rob Gaudreau   | 2        |
| 1991-92        | None   |          |

| POINTS BY DEFENSEMAN |                    |           |
|----------------------|--------------------|-----------|
| <b>2016-17</b>       | <b>Brent Burns</b> | <b>76</b> |
| <b>2015-16</b>       | <b>Brent Burns</b> | <b>75</b> |
| <b>2014-15</b>       | <b>Brent Burns</b> | <b>60</b> |
| 2013-14              | Dan Boyle          | 36        |
| 2012-13              | Dan Boyle          | 20        |
| 2011-12              | Dan Boyle          | 48        |
| 2010-11              | Dan Boyle          | 50        |
| 2009-10              | Dan Boyle          | 58        |
| 2008-09              | Dan Boyle          | 57        |
| 2007-08              | Craig Rivet        | 35        |
| 2006-07              | Matt Carle         | 42        |
| 2005-06              | Tom Preissing      | 43        |
| 2003-04              | Brad Stuart        | 39        |
| 2002-03              | Mike Rathje        | 29        |
| 2001-02              | Gary Suter         | 33        |
| 2000-01              | Gary Suter         | 34        |
| 1999-00              | Brad Stuart        | 36        |
| 1998-99              | Bill Houlder       | 32        |
| 1997-98              | Bill Houlder       | 32        |
| 1996-97              | Todd Gill          | 21        |
| 1995-96              | Marcus Ragnarsson  | 39        |
| 1994-95              | Sandis Ozolinsh    | 25        |
| 1993-94              | Sandis Ozolinsh    | 64        |
| 1992-93              | Sandis Ozolinsh    | 23        |
| 1991-92              | Doug Wilson        | 28        |
|                      | David Williams     | 28        |



Rob Gaudreau





# GOALTENDING LEADERS BY SEASON

Active players on Sharks Roster in **bold** \* – Led the NHL \*\* – Tied for NHL Lead

## GAMES PLAYED

|                |                     |           |
|----------------|---------------------|-----------|
| <b>2016-17</b> | <b>Martin Jones</b> | <b>65</b> |
| <b>2015-16</b> | <b>Martin Jones</b> | <b>65</b> |
| 2014-15        | Antti Niemi         | 61        |
| 2013-14        | Antti Niemi         | 64        |
| 2012-13        | Antti Niemi         | 43        |
| 2011-12        | Antti Niemi         | 68        |
| 2010-11        | Antti Niemi         | 60        |
| 2009-10        | Evgeni Nabokov      | 71        |
| 2008-09        | Evgeni Nabokov      | 62        |
| 2007-08        | Evgeni Nabokov      | **77      |
| 2006-07        | Evgeni Nabokov      | 50        |
| 2005-06        | Evgeni Nabokov      | 45        |
| 2003-04        | Evgeni Nabokov      | 59        |
| 2002-03        | Evgeni Nabokov      | 55        |
| 2001-02        | Evgeni Nabokov      | 67        |
| 2000-01        | Evgeni Nabokov      | 66        |
| 1999-00        | Steve Shields       | 67        |
| 1998-99        | Mike Vernon         | 49        |
| 1997-98        | Mike Vernon         | 62        |
| 1996-97        | Kelly Hrudey        | 48        |
| 1995-96        | Chris Terreri       | 46        |
| 1994-95        | Arturs Irbe         | 38        |
| 1993-94        | Arturs Irbe         | 74        |
| 1992-93        | Arturs Irbe         | 36        |
|                | Jeff Hackett        |           |
| 1991-92        | Jeff Hackett        | 42        |

## MINUTES

|                |                     |              |
|----------------|---------------------|--------------|
| <b>2016-17</b> | <b>Martin Jones</b> | <b>3,801</b> |
| <b>2015-16</b> | <b>Martin Jones</b> | <b>3,786</b> |
| 2014-15        | Antti Niemi         | 3,588        |
| 2013-14        | Antti Niemi         | 3,740        |
| 2012-13        | Antti Niemi         | *2,581       |
| 2011-12        | Antti Niemi         | 3,936        |
| 2010-11        | Antti Niemi         | 3,524        |
| 2009-10        | Evgeni Nabokov      | 4,194        |
| 2008-09        | Evgeni Nabokov      | 3,686        |
| 2007-08        | Evgeni Nabokov      | 4,561        |
| 2006-07        | Evgeni Nabokov      | 2,778        |
| 2005-06        | Evgeni Nabokov      | 2,575        |
| 2003-04        | Evgeni Nabokov      | 3,456        |
| 2002-03        | Evgeni Nabokov      | 1,561        |
| 2001-02        | Evgeni Nabokov      | 3,901        |
| 2000-01        | Evgeni Nabokov      | 3,700        |
| 1999-00        | Steve Shields       | 3,797        |
| 1998-99        | Mike Vernon         | 2,831        |
| 1997-98        | Mike Vernon         | 3,564        |
| 1996-97        | Kelly Hrudey        | 2,631        |
| 1995-96        | Chris Terreri       | 2,516        |
| 1994-95        | Arturs Irbe         | 2,043        |
| 1993-94        | Arturs Irbe         | 4,412        |
| 1992-93        | Arturs Irbe         | 2,074        |
| 1991-92        | Jeff Hackett        | 2,314        |



Mike Vernon

## GOALS-AGAINST AVERAGE

(MIN. 15 GP)

|                |                     |             |
|----------------|---------------------|-------------|
| <b>2016-17</b> | <b>Aaron Dell</b>   | <b>2.00</b> |
| <b>2015-16</b> | <b>Martin Jones</b> | <b>2.27</b> |
| 2014-15        | Antti Niemi         | 2.59        |
| 2013-14        | Alex Stalock        | 1.87        |
| 2012-13        | Antti Niemi         | 2.16        |
| 2011-12        | Thomas Greiss       | 2.30        |
| 2010-11        | Antti Niemi         | 2.38        |
| 2009-10        | Evgeni Nabokov      | 2.43        |
| 2008-09        | Brian Boucher       | 2.18        |
| 2007-08        | Evgeni Nabokov      | 2.14        |
| 2006-07        | Evgeni Nabokov      | 2.29        |
| 2005-06        | Vesa Toskala        | 2.56        |
| 2003-04        | Evgeni Nabokov      | 2.20        |
| 2002-03        | Evgeni Nabokov      | 2.71        |
| 2001-02        | Evgeni Nabokov      | 2.29        |
| 2000-01        | Evgeni Nabokov      | 2.19        |
| 1999-00        | Mike Vernon         | 2.49        |
| 1998-99        | Steve Shields       | 2.22        |
| 1997-98        | Mike Vernon         | 2.46        |
| 1996-97        | Chris Terreri       | 2.75        |
| 1995-96        | Chris Terreri       | 3.70        |
| 1994-95        | Arturs Irbe         | 3.26        |
| 1993-94        | Arturs Irbe         | 2.84        |
| 1992-93        | Arturs Irbe         | 4.11        |
| 1991-92        | Jeff Hackett        | 3.84        |





## GOALTENDING LEADERS BY SEASON

Active players on Sharks Roster in **bold**

| WINS           |                     |                  |           |
|----------------|---------------------|------------------|-----------|
| <b>2016-17</b> | <b>Martin Jones</b> | <b>35</b>        |           |
| <b>2015-16</b> | <b>Martin Jones</b> | <b>37</b>        |           |
| 2014-15        | Antti Niemi         | 31               |           |
| 2013-14        | Antti Niemi         | 39               |           |
| 2012-13        | Antti Niemi         | **24             |           |
| 2011-12        | Antti Niemi         | 34               |           |
| 2010-11        | Antti Niemi         | 35               |           |
| 2009-10        | Evgeni Nabokov      | 44               |           |
| 2008-09        | Evgeni Nabokov      | 41               |           |
| 2007-08        | Evgeni Nabokov      | *46              |           |
| 2006-07        | Vesa Toskala        | 26               |           |
| 2005-06        | Vesa Toskala        | 23               |           |
| 2003-04        | Evgeni Nabokov      | 31               |           |
| 2002-03        | Evgeni Nabokov      | 19               |           |
| 2001-02        | Evgeni Nabokov      | 37               |           |
| 2000-01        | Evgeni Nabokov      | 32               |           |
| 1999-00        | Steve Shields       | 27               |           |
| 1998-99        | Mike Vernon         | 16               |           |
| 1997-98        | Mike Vernon         | 30               |           |
| 1996-97        | Kelly Hrudey        | 16               |           |
| 1995-96        | Chris Terreri       | 13               |           |
| 1994-95        | Arturs Irbe         | 14               |           |
| 1993-94        | Arturs Irbe         | 30               |           |
| 1992-93        | Arturs Irbe         | 7                |           |
| 1991-92        | Jeff Hackett        | 11               |           |
| DECISIONS      |                     |                  |           |
| <b>2016-17</b> | <b>Martin Jones</b> | <b>(35-23-6)</b> | <b>64</b> |
| <b>2015-16</b> | <b>Martin Jones</b> | <b>(37-23-4)</b> | <b>64</b> |
| 2014-15        | Antti Niemi         | (31-23-7)        | 61        |
| 2013-14        | Antti Niemi         | (39-17-7)        | 63        |
| 2012-13        | Antti Niemi         | (24-12-6)        | 42        |
| 2011-12        | Antti Niemi         | (34-22-9)        | 65        |
| 2010-11        | Antti Niemi         | (35-18-6)        | 59        |
| 2009-10        | Evgeni Nabokov      | (44-16-10)       | 70        |
| 2008-09        | Evgeni Nabokov      | (41-12-8)        | 61        |
| 2007-08        | Evgeni Nabokov      | (46-21-8)        | 75        |
| 2006-07        | Evgeni Nabokov      | (25-16-4)        | 45        |
| 2005-06        | Evgeni Nabokov      | (16-19-7)        | 42        |
| 2003-04        | Evgeni Nabokov      | (31-19-8)        | 58        |
| 2002-03        | Evgeni Nabokov      | (19-28-8)        | 55        |
| 2001-02        | Evgeni Nabokov      | (37-24-5)        | 67        |
| 2000-01        | Evgeni Nabokov      | (32-21-7)        | 60        |
| 1999-00        | Steve Shields       | (27-30-8)        | 65        |
| 1998-99        | Mike Vernon         | (16-22-10)       | 38        |
| 1997-98        | Mike Vernon         | (30-22-8)        | 60        |
| 1996-97        | Kelly Hrudey        | (16-24-5)        | 45        |
| 1995-96        | Chris Terreri       | (13-29-1)        | 43        |
| 1994-95        | Arturs Irbe         | (14-19-3)        | 36        |
| 1993-94        | Arturs Irbe         | (30-28-16)       | 74        |
| 1992-93        | Jeff Hackett        | (2-30-1)         | 33        |
|                | Arturs Irbe         | (7-26-0)         |           |
| 1991-92        | Jeff Hackett        | (11-27-1)        | 39        |

| SHUTOUTS   |                           |          |  |
|--|---------------------------|----------|--|
| <b>2016-17</b>   | <b>Martin Jones</b>       | <b>2</b> |  |
| <b>2015-16</b>   | <b>Martin Jones</b>       | <b>6</b> |  |
| 2014-15  | Antti Niemi               | 5        |  |
| 2013-14  | Antti Niemi               | 4        |  |
| 2012-13  | Antti Niemi               | 4        |  |
| 2011-12  | Antti Niemi               | 6        |  |
| 2010-11  | Antti Niemi               | 6        |  |
| 2009-10  | Evgeni Nabokov            | 3        |  |
| 2008-09  | Evgeni Nabokov            | 7        |  |
| 2007-08  | Evgeni Nabokov            | 6        |  |
| 2006-07  | Evgeni Nabokov            | 7        |  |
| 2005-06  | Vesa Toskala              | 2        |  |
| 2003-04  | Evgeni Nabokov            | *9       |  |
| 2002-03  | Evgeni Nabokov            | 3        |  |
| 2001-02  | Evgeni Nabokov            | 7        |  |
| 2000-01  | Evgeni Nabokov            | *6       |  |
| 1999-00  | Steve Shields             | 4        |  |
| 1998-99  | Mike Vernon/Steve Shields | 4        |  |
| 1997-98  | Mike Vernon               | #5       |  |
| 1996-97  | Ed Belfour                | 1        |  |
| 1995-96  | None                      |          |  |
| 1994-95  | Arturs Irbe               | 4        |  |
| 1993-94  | Arturs Irbe               | 3        |  |
| 1992-93  | Arturs Irbe               | 1        |  |
| 1991-92  | None                      |          |  |
| *Nabokov and Vesa Toskala shared a shutout on Nov. 21, 2003, but it is not counted in Nabokov's totals. *Nabokov and Miikka Kiprusoff shared a shutout on March 12, 2001. Kiprusoff faced no shots in 38 seconds, but the shutout is not counted in Nabokov's totals. #Vernon and Kelly Hrudey shared a shutout on April 7, 1998 but it is not counted in Vernon's totals. |                           |          |  |

| GOALS ALLOWED  |                     |            |  |
|----------------|---------------------|------------|--|
| <b>2016-17</b> | <b>Martin Jones</b> | <b>152</b> |  |
| <b>2015-16</b> | <b>Martin Jones</b> | <b>143</b> |  |
| 2014-15        | Antti Niemi         | 155        |  |
| 2013-14        | Antti Niemi         | 149        |  |
| 2012-13        | Antti Niemi         | 93         |  |
| 2011-12        | Antti Niemi         | 159        |  |
| 2010-11        | Antti Niemi         | 140        |  |
| 2009-10        | Evgeni Nabokov      | 170        |  |
| 2008-09        | Evgeni Nabokov      | 150        |  |
| 2007-08        | Evgeni Nabokov      | 163        |  |
| 2006-07        | Evgeni Nabokov      | 106        |  |
| 2005-06        | Evgeni Nabokov      | 133        |  |
| 2003-04        | Evgeni Nabokov      | 127        |  |
| 2002-03        | Evgeni Nabokov      | 146        |  |
| 2001-02        | Evgeni Nabokov      | 149        |  |
| 2000-01        | Evgeni Nabokov      | 135        |  |
| 1999-00        | Steve Shields       | 162        |  |
| 1998-99        | Mike Vernon         | 107        |  |
| 1997-98        | Mike Vernon         | 146        |  |
| 1996-97        | Kelly Hrudey        | 140        |  |
| 1995-96        | Chris Terreri       | 155        |  |
| 1994-95        | Arturs Irbe         | 111        |  |
| 1993-94        | Arturs Irbe         | 209        |  |
| 1992-93        | Jeff Hackett        | 176        |  |
| 1991-92        | Jeff Hackett        | 148        |  |



## GOALTENDING LEADERS BY SEASON

Active players on Sharks Roster in **bold**

### SHOTS AGAINST

|                |                     |              |
|----------------|---------------------|--------------|
| <b>2016-17</b> | <b>Martin Jones</b> | <b>1,725</b> |
| <b>2015-16</b> | <b>Martin Jones</b> | <b>1,734</b> |
| 2014-15        | Antti Niemi         | 1,811        |
| 2013-14        | Antti Niemi         | 1,705        |
| 2012-13        | Antti Niemi         | 1,220        |
| 2011-12        | Antti Niemi         | 1,865        |
| 2010-11        | Antti Niemi         | 1,741        |
| 2009-10        | Evgeni Nabokov      | 2,168        |
| 2008-09        | Evgeni Nabokov      | 1,663        |
| 2007-08        | Evgeni Nabokov      | 1,802        |
| 2006-07        | Evgeni Nabokov      | 1,227        |
| 2005-06        | Evgeni Nabokov      | 1,160        |
| 2003-04        | Evgeni Nabokov      | 1,610        |
| 2002-03        | Evgeni Nabokov      | 1,561        |
| 2001-02        | Evgeni Nabokov      | 1,818        |
| 2000-01        | Evgeni Nabokov      | 1,582        |
| 1999-00        | Steve Shields       | 1,826        |
| 1998-99        | Mike Vernon         | 1,200        |
| 1997-98        | Mike Vernon         | 1,401        |
| 1996-97        | Kelly Hrudey        | 1,263        |
| 1995-96        | Chris Terreri       | 1,322        |
| 1994-95        | Arturs Irbe         | 1,056        |
| 1993-94        | Arturs Irbe         | 2,064        |
| 1992-93        | Arturs Irbe         | 1,250        |
| 1991-92        | Jeff Hackett        | 1,366        |

### SAVE PERCENTAGE

(MIN. 15 OF TEAM'S GAMES PLAYED)

|                |                           |             |
|----------------|---------------------------|-------------|
| <b>2016-17</b> | <b>Aaron Dell</b>         | <b>.931</b> |
| <b>2015-16</b> | <b>Martin Jones</b>       | <b>.918</b> |
| 2014-15        | Antti Niemi               | .914        |
| 2013-14        | Antti Niemi               | .932        |
| 2012-13        | Antti Niemi               | .924        |
| 2011-12        | Antti Niemi               | .915        |
|                | Thomas Greiss             |             |
| 2010-11        | Antti Niemi               | .920        |
| 2009-10        | Evgeni Nabokov            | .922        |
| 2008-09        | Brian Boucher             | .917        |
| 2007-08        | Evgeni Nabokov            | .910        |
| 2006-07        | Evgeni Nabokov            | .914        |
| 2005-06        | Vesa Toskala              | .901        |
| 2003-04        | Evgeni Nabokov            | .921        |
| 2002-03        | Evgeni Nabokov            | .906        |
| 2001-02        | Evgeni Nabokov            | .918        |
| 2000-01        | Evgeni Nabokov            | .915        |
| 1999-00        | Steve Shields/Mike Vernon | .911        |
| 1998-99        | Steve Shields             | .921        |
| 1997-98        | Kelly Hrudey              | .897        |
| 1996-97        | Chris Terreri             | .901        |
| 1995-96        | Chris Terreri             | .883        |
| 1994-95        | Wade Flaherty             | .903        |
| 1993-94        | Arturs Irbe               | .899        |
| 1992-93        | Arturs Irbe               | .886        |
| 1991-92        | Jeff Hackett              | .892        |

### GOALS

|         |                |   |
|---------|----------------|---|
| 2001-02 | Evgeni Nabokov | 1 |
|---------|----------------|---|

### ASSISTS

|         |                       |          |
|---------|-----------------------|----------|
| 2016-17 | None                  |          |
| 2015-16 | Alex Stalock          | 1        |
| 2014-15 | Antti Niemi           | 3        |
| 2013-14 | Antti Niemi           | 2        |
| 2012-13 | Antti Niemi           | 1        |
| 2011-12 | None                  |          |
| 2010-11 | Antti Niemi           | 1        |
| 2009-10 | None                  |          |
| 2008-09 | Evgeni Nabokov        | 1        |
| 2007-08 | Evgeni Nabokov        | 2        |
| 2006-07 | Vesa Toskala          | 3        |
| 2005-06 | Vesa Toskala          | 1        |
|         | <b>Evgeni Nabokov</b> | <b>1</b> |
| 2003-04 | None                  |          |
| 2002-03 | None                  |          |
| 2001-02 | Evgeni Nabokov        | 3        |
| 2000-01 | Evgeni Nabokov        | 2        |
| 1999-00 | Steve Shields         | 1        |
| 1998-99 | Steve Shields         | 1        |
| 1997-98 | Mike Vernon           | 2        |
| 1996-97 | None                  |          |
| 1995-96 | Chris Terreri         | 5        |
| 1994-95 | Wade Flaherty         | 1        |
| 1993-94 | Arturs Irbe           | 2        |
| 1992-93 | Jeff Hackett          | 1        |
|         | Brian Hayward         |          |
| 1991-92 | Jeff Hackett          | 2        |

### PENALTY MINUTES

|         |                   |    |
|---------|-------------------|----|
| 2016-17 | None              |    |
| 2015-16 | None              |    |
| 2014-15 | Alex Stalock      | 2  |
| 2013-14 | Alex Stalock      | 2  |
| 2012-13 | Antti Niemi       | 2  |
| 2011-12 | Antti Niemi       | 2  |
|         | Thomas Greiss     | 2  |
| 2010-11 | Antti Niemi       | 2  |
|         | Antero Niittymäki | 2  |
| 2009-10 | Evgeni Nabokov    | 6  |
| 2008-09 | Evgeni Nabokov    | 12 |
| 2007-08 | Evgeni Nabokov    | 12 |
| 2006-07 | Evgeni Nabokov    | 6  |
| 2005-06 | Evgeni Nabokov    | 18 |
| 2003-04 | Evgeni Nabokov    | 14 |
| 2002-03 | Evgeni Nabokov    | 10 |
| 2001-02 | Evgeni Nabokov    | 14 |
| 2000-01 | Evgeni Nabokov    | 8  |
| 1999-00 | Steve Shields     | 29 |
| 1998-99 | Mike Vernon       | 8  |
| 1997-98 | Mike Vernon       | 24 |
| 1996-97 | Ed Belfour        | 8  |
| 1995-96 | Arturs Irbe       | 4  |
|         | Chris Terreri     | 4  |
| 1994-95 | Arturs Irbe       | 4  |
| 1993-94 | Arturs Irbe       | 16 |
| 1992-93 | Arturs Irbe       | 10 |
| 1991-92 | Brian Hayward     | 14 |



## ROOKIE SINGLE SEASON LEADERS

Active players on Sharks Roster in **bold**

### GAMES PLAYED

|    |                            |           |              |
|----|----------------------------|-----------|--------------|
| 1  | Doug Zmolek                | 84        | 92-93        |
| 2  | Torrey Mitchell            | 82        | 07-08        |
|    | Brad Stuart                | 82        | 99-00        |
| 4  | <b>Marc-Edouard Vlasic</b> | <b>81</b> | <b>06-07</b> |
|    | Marcel Goc                 | 81        | 05-06        |
|    | Milan Michalek             | 81        | 05-06        |
| 7  | <b>Logan Couture</b>       | <b>79</b> | <b>10-11</b> |
|    | Pat Falloon                | 79        | 91-92        |
| 9  | Matt Carle                 | 77        | 06-07        |
| 10 | <b>Joonas Donskoi</b>      | <b>76</b> | <b>15-16</b> |
|    | Andrew Desjardins          | 76        | 11-12        |

### GOALS

|    |                        |           |              |
|----|------------------------|-----------|--------------|
| 1  | <b>Logan Couture</b>   | <b>32</b> | <b>10-11</b> |
| 2  | Pat Falloon            | 25        | 91-92        |
| 3  | Robert Gaudreau        | 23        | 92-93        |
| 4  | Milan Michalek         | 17        | 05-06        |
| 5  | Ryane Clowe            | 16        | 06-07        |
| 6  | <b>Tomas Hertl</b>     | <b>15</b> | <b>13-14</b> |
|    | Jeff Friesen           | 15        | 94-95        |
| 8  | <b>Joe Pavelski</b>    | <b>14</b> | <b>06-07</b> |
|    | Steve Bernier          | 14        | 05-06        |
| 10 | <b>Melker Karlsson</b> | <b>13</b> | <b>14-15</b> |
|    | Patrick Marleau        | 13        | 97-98        |
|    | Stephen Guolla         | 13        | 96-97        |
|    | Shean Donovan          | 13        | 95-96        |

### ASSISTS

|   |                            |           |              |
|---|----------------------------|-----------|--------------|
| 1 | Pat Falloon                | 34        | 91-92        |
| 2 | Matt Carle                 | 31        | 06-07        |
|   | Marcus Ragnarsson          | 31        | 95-96        |
| 4 | Brad Stuart                | 26        | 99-00        |
| 5 | <b>Joonas Donskoi</b>      | <b>25</b> | <b>15-16</b> |
|   | David Williams             | 25        | 91-92        |
| 7 | <b>Logan Couture</b>       | <b>24</b> | <b>10-11</b> |
| 8 | <b>Marc-Edouard Vlasic</b> | <b>23</b> | <b>06-07</b> |
| 9 | Marco Sturm                | 20        | 97-98        |
|   | Robert Gaudreau            | 20        | 92-93        |

### POINTS

|    |                       |           |              |
|----|-----------------------|-----------|--------------|
| 1  | Pat Falloon           | 59        | 91-92        |
| 2  | <b>Logan Couture</b>  | <b>56</b> | <b>10-11</b> |
| 3  | Robert Gaudreau       | 43        | 92-93        |
| 4  | Matt Carle            | 42        | 06-07        |
| 5  | Marcus Ragnarsson     | 39        | 95-96        |
| 6  | <b>Joonas Donskoi</b> | <b>36</b> | <b>15-16</b> |
|    | Brad Stuart           | 36        | 99-00        |
| 8  | Milan Michalek        | 35        | 05-06        |
| 9  | Ryane Clowe           | 34        | 06-07        |
| 10 | Patrick Marleau       | 32        | 97-98        |

### PLUS/MINUS

(MIN. 60 PERCENT OF TEAM'S GAMES PLAYED)

|    |                            |           |              |
|----|----------------------------|-----------|--------------|
| 1  | Matt Bradley               | 22        | 01-02        |
| 2  | <b>Logan Couture</b>       | <b>18</b> | <b>10-11</b> |
| 3  | <b>Marc-Edouard Vlasic</b> | <b>13</b> | <b>06-07</b> |
| 4  | <b>Tomas Hertl</b>         | <b>11</b> | <b>13-14</b> |
| 5  | <b>Kevin Labanc</b>        | <b>9</b>  | <b>16-17</b> |
|    | Matt Carle                 | 9         | 06-07        |
| 7  | Benn Ferriero              | 8         | 10-11        |
|    | Tom Preissing              | 8         | 03-04        |
|    | Andrew Zyuzin              | 8         | 97-98        |
| 10 | Scott Hannan               | 7         | 99-00        |

### PENALTY MINUTES

|    |                |     |       |
|----|----------------|-----|-------|
| 1  | Link Gaetz     | 326 | 91-92 |
| 2  | Doug Zmolek    | 229 | 92-93 |
| 3  | Jeff Odgers    | 217 | 91-92 |
| 4  | Dody Wood      | 138 | 95-96 |
| 5  | Andrei Nazarov | 94  | 94-95 |
| 6  | Rob Davison    | 92  | 03-04 |
| 7  | Jayson More    | 85  | 91-92 |
| 8  | Ryane Clowe    | 78  | 06-07 |
| 9  | Brad Staubitz  | 76  | 08-09 |
| 10 | Dody Wood      | 71  | 92-93 |

### POWER-PLAY GOALS

|    |                      |           |               |
|----|----------------------|-----------|---------------|
| 1. | <b>Logan Couture</b> | <b>10</b> | <b>'10-11</b> |
| 2. | Matt Carle           | 8         | '06-07        |
| 3. | <b>Joe Pavelski</b>  | <b>5</b>  | <b>'06-07</b> |
|    | Grant Stevenson      | 5         | '05-06        |
|    | Brad Stuart          | 5         | '99-00        |
|    | Pat Falloon          | 5         | '91-92        |
|    | Jeff Friesen         | 5         | '94-95        |
|    | Rob Gaudreau         | 5         | '92-93        |
| 9. | Matt Nieto           | 4         | '13-14        |
|    | Ryane Clowe          | 4         | '06-07        |
|    | Milan Michalek       | 4         | '05-06        |
|    | Marcus Ragnarsson    | 4         | '95-96        |
|    | Dale Craigwell       | 4         | '91-92        |

### SHORTHANDED GOALS

|   |                 |   |       |
|---|-----------------|---|-------|
| 1 | Torrey Mitchell | 2 | 07-08 |
|   | Rob Gaudreau    | 2 | 92-93 |
| 3 | Tomas Plihal    | 1 | 08-09 |
|   | Steve Bernier   | 1 | 05-06 |
|   | Brad Stuart     | 1 | 99-00 |
|   | Shean Donovan   | 1 | 95-96 |
|   | Dody Wood       | 1 | 95-96 |
|   | Jeff Friesen    | 1 | 94-95 |



## ROOKIE SINGLE SEASON LEADERS

Active players on Sharks Roster in **bold**

Matt Carle

## GAME-WINNING GOALS

|    |                      |   |              |
|----|----------------------|---|--------------|
| 1  | <b>Logan Couture</b> | 8 | <b>10-11</b> |
| 2  | Niko Dimitrakos      | 4 | 03-04        |
| 3  | <b>Tomas Hertl</b>   | 3 | <b>13-14</b> |
|    | Andrew Desjardins    | 3 | 11-12        |
|    | <b>Joe Pavelski</b>  | 3 | <b>06-07</b> |
|    | Ryane Clowe          | 3 | 06-07        |
|    | Jonathan Cheechoo    | 3 | 02-03        |
|    | Brad Stuart          | 3 | 99-00        |
|    | Marco Sturm          | 3 | 97-98        |
| 10 | 16 tied at 2         | 2 |              |

## SHOTS

|    |                      |            |              |
|----|----------------------|------------|--------------|
| 1. | <b>Logan Couture</b> | <b>253</b> | <b>10-11</b> |
| 2. | Rob Gaudreau         | 191        | 92-93        |
| 3. | Pat Falloon          | 181        | 91-92        |
| 4. | Milan Michalek       | 159        | 05-06        |
| 5. | Brad Stuart          | 133        | 99-00        |
| 6. | Matt Nieto           | 124        | 13-14        |
| 7. | Marco Sturm          | 118        | 97-98        |
| 8. | Niko Dimitrakos      | 116        | 03-04        |
| 9. | <b>Joe Pavelski</b>  | <b>111</b> | <b>06-07</b> |
|    | Matt Carle           | 111        | 06-07        |

## HAT TRICKS

|    |                    |          |              |
|----|--------------------|----------|--------------|
| 1. | Rob Gaudreau       | 2        | 92-93        |
| 2. | <b>Tomas Hertl</b> | <b>1</b> | <b>13-14</b> |
|    | Ryane Clowe        | 1        | 06-07        |
|    | Alexei Yegorov     | 1        | 95-96        |

## POINTS BY DEFENSEMAN

|    |                            |           |              |
|----|----------------------------|-----------|--------------|
| 1. | Matt Carle                 | 42        | 06-07        |
| 2. | Marcus Ragnarsson          | 39        | 95-96        |
| 3. | Brad Stuart                | 36        | 99-00        |
| 4. | David Williams             | 28        | 91-92        |
| 5. | <b>Marc-Edouard Vlasic</b> | <b>26</b> | <b>06-07</b> |
| 6. | Sandis Ozolinsh            | 23        | 92-93        |
| 7. | Jason Demers               | 21        | 09-10        |
| 8. | Tom Pederson               | 20        | 92-93        |
| 9. | Jim Fahey                  | 19        | 02-03        |
|    | Tom Preissing              | 19        | 03-04        |



# TEAM STATISTICS BY SEASON

Franchise best in **bold**

## OVERALL RECORD

|                 |                 |                     |
|-----------------|-----------------|---------------------|
| 2016-17         | 46-29-7         | (99 points)         |
| 2015-16         | 46-30-6         | (98 points)         |
| 2014-15         | 40-33-9         | (89 points)         |
| 2013-14         | 51-22-9         | (111 points)        |
| 2012-13         | 25-16-7         | (57 points)         |
| 2011-12         | 43-29-10        | (96 points)         |
| 2010-11         | 48-25-9         | (105 points)        |
| 2009-10         | 51-20-11        | (113 points)        |
| <b>2008-09*</b> | <b>53-18-11</b> | <b>(117 points)</b> |
| 2007-08         | 49-23-10        | (108 points)        |
| 2006-07         | 51-26-5         | (107 points)        |
| 2005-06         | 44-27-11        | (99 points)         |
| 2003-04         | 43-21-12-6      | (104 points)        |
| 2002-03         | 28-37-9-8       | (73 points)         |
| 2001-02         | 44-27-8-3       | (99 points)         |
| 2000-01         | 40-27-12-3      | (95 points)         |
| 1999-00         | 35-30-10-7      | (87 points)         |
| 1998-99         | 31-33-18        | (80 points)         |
| 1997-98         | 34-38-10        | (78 points)         |
| 1996-97         | 27-47-8         | (62 points)         |
| 1995-96         | 20-55-7         | (47 points)         |
| 1994-95         | 19-25-4         | (42 points)         |
| 1993-94         | 33-35-16        | (82 points)         |
| 1992-93         | 11-71-2         | (24 points)         |
| 1991-92         | 17-58-5         | (39 points)         |

\* — Presidents' Trophy

## HOME RECORD

|                |                         |                    |
|----------------|-------------------------|--------------------|
| 2016-17        | 26-11-4                 | (56 points)        |
| 2015-16        | 18-20-3                 | (39 points)        |
| 2014-15        | 19-17-5                 | (43 points)        |
| 2013-14        | 29-7-5                  | (63 points)        |
| 2012-13        | 17-2-5                  | (39 points)        |
| 2011-12        | 26-12-3                 | (55 points)        |
| 2010-11        | 25-11-5                 | (55 points)        |
| 2009-10        | 27-6-8                  | (62 points)        |
| <b>2008-09</b> | <b>32-5-4 (led NHL)</b> | <b>(68 points)</b> |
| 2007-08        | 22-13-6                 | (50 points)        |
| 2006-07        | 25-12-4                 | (54 points)        |
| 2005-06        | 25-9-7                  | (57 points)        |
| 2003-04        | 24-8-7-2                | (57 points)        |
| 2002-03        | 17-16-5-3               | (42 points)        |
| 2001-02        | 25-11-3-2               | (55 points)        |
| 2000-01        | 22-14-4-1               | (49 points)        |
| 1999-00        | 21-14-3-3               | (48 points)        |
| 1998-99        | 17-15-9                 | (43 points)        |
| 1997-98        | 17-19-5                 | (39 points)        |
| 1996-97        | 14-23-4                 | (32 points)        |
| 1995-96        | 12-26-3                 | (27 points)        |
| 1994-95        | 10-13-1                 | (21 points)        |
| 1993-94        | 19-13-10                | (48 points)        |
| 1992-93        | 8-33-1                  | (17 points)        |
| 1991-92        | 14-23-3                 | (31 points)        |



Rob Blake

## ROAD RECORD

|                |                          |                    |
|----------------|--------------------------|--------------------|
| 2016-17        | 20-18-3                  | (43 points)        |
| <b>2015-16</b> | <b>28-10-3 (led NHL)</b> | <b>(59 points)</b> |
| 2014-15        | 21-16-4                  | (46 points)        |
| 2013-14        | 22-15-4                  | (48 points)        |
| 2012-13        | 8-14-2                   | (18 points)        |
| 2011-12        | 17-17-7                  | (41 points)        |
| 2010-11        | 23-14-4                  | (50 points)        |
| 2009-10        | 24-14-3                  | (51 points)        |
| 2008-09        | 21-13-7                  | (49 points)        |
| 2007-08        | 27-10-4 (led NHL)        | (58 points)        |
| 2006-07        | 26-14-1 (led NHL)        | (53 points)        |
| 2005-06        | 19-18-4                  | (42 points)        |
| 2003-04        | 19-13-5-4                | (47 points)        |
| 2002-03        | 11-21-4-5                | (31 points)        |
| 2001-02        | 19-16-5-1                | (44 points)        |
| 2000-01        | 18-13-8-2                | (46 points)        |
| 1999-00        | 14-20-7-4                | (39 points)        |
| 1998-99        | 14-18-9                  | (37 points)        |
| 1997-98        | 17-19-5                  | (39 points)        |
| 1996-97        | 13-24-4                  | (30 points)        |
| 1995-96        | 8-29-4                   | (20 points)        |
| 1994-95        | 9-12-3                   | (21 points)        |
| 1993-94        | 14-22-6                  | (34 points)        |
| 1992-93        | 3-38-1                   | (7 points)         |
| 1991-92        | 3-35-2                   | (8 points)         |



## TEAM STATISTICS BY SEASON

## GOALS FOR

|                |            |                    |
|----------------|------------|--------------------|
| 2016-17        | 219        | (2.67 avg.)        |
| 2015-16        | 241        | (2.94 avg.)        |
| 2014-15        | 228        | (2.80 avg.)        |
| 2013-14        | 249        | (3.04 avg.)        |
| 2012-13        | 116        | (2.42 avg.)        |
| 2011-12        | 219        | (2.67 avg.)        |
| 2010-11        | 243        | (2.96 avg.)        |
| 2009-10        | 257        | (3.13 avg.)        |
| 2008-09        | 251        | (3.06 avg.)        |
| 2007-08        | 216        | (2.63 avg.)        |
| 2006-07        | 256        | (3.12 avg.)        |
| <b>2005-06</b> | <b>265</b> | <b>(3.23 avg.)</b> |
| 2003-04        | 219        | (2.67 avg.)        |
| 2002-03        | 214        | (2.60 avg.)        |
| 2001-02        | 248        | (3.02 avg.)        |
| 2000-01        | 217        | (2.65 avg.)        |
| 1999-00        | 225        | (2.74 avg.)        |
| 1998-99        | 196        | (2.39 avg.)        |
| 1997-98        | 210        | (2.56 avg.)        |
| 1996-97        | 211        | (2.57 avg.)        |
| 1995-96        | 252        | (3.07 avg.)        |
| 1994-95        | 129        | (2.69 avg.)        |
| 1993-94        | 252        | (3.00 avg.)        |
| 1992-93        | 218        | (2.60 avg.)        |
| 1991-92        | 219        | (2.74 avg.)        |

## GOALS AGAINST

|                |            |                    |
|----------------|------------|--------------------|
| 2016-17        | 200        | (2.44 avg.)        |
| 2015-16        | 210        | (2.56 avg.)        |
| 2014-15        | 232        | (2.83 avg.)        |
| 2013-14        | 200        | (2.44 avg.)        |
| 2012-13        | 112        | (2.33 avg.)        |
| 2011-12        | 205        | (2.50 avg.)        |
| 2010-11        | 208        | (2.54 avg.)        |
| 2009-10        | 209        | (2.55 avg.)        |
| 2008-09        | 199        | (2.43 avg.)        |
| 2007-08        | 187        | (2.28 avg.)        |
| 2006-07        | 197        | (2.40 avg.)        |
| 2005-06        | 235        | (2.87 avg.)        |
| <b>2003-04</b> | <b>183</b> | <b>(2.23 avg.)</b> |
| 2002-03        | 239        | (2.91 avg.)        |
| 2001-02        | 199        | (2.42 avg.)        |
| 2000-01        | 192        | (2.34 avg.)        |
| 1999-00        | 214        | (2.61 avg.)        |
| 1998-99        | 191        | (2.33 avg.)        |
| 1997-98        | 216        | (2.63 avg.)        |
| 1996-97        | 278        | (3.39 avg.)        |
| 1995-96        | 357        | (4.35 avg.)        |
| 1994-95        | 161        | (3.35 avg.)        |
| 1993-94        | 265        | (3.15 avg.)        |
| 1992-93        | 414        | (4.93 avg.)        |
| 1991-92        | 359        | (4.49 avg.)        |

## SHOTS FOR

|                |              |                    |
|----------------|--------------|--------------------|
| 2016-17        | 2,453        | (29.91 avg.)       |
| 2015-16        | 2,491        | (30.4 avg.)        |
| 2014-15        | 2,591        | (31.6 avg.)        |
| <b>2013-14</b> | <b>2,851</b> | <b>(34.8 avg.)</b> |
| 2012-13        | 1,526        | (31.8 avg.)        |
| 2011-12        | 2,773        | (33.8 avg.)        |
| 2010-11        | 2,832        | (34.5 avg.)        |
| 2009-10        | 2,601        | (31.7 avg.)        |
| 2008-09        | 2,720        | (33.2 avg.)        |
| 2007-08        | 2,428        | (29.6 avg.)        |
| 2006-07        | 2,346        | (28.6 avg.)        |
| 2005-06        | 2,483        | (30.1 avg.)        |
| 2003-04        | 2,300        | (28.0 avg.)        |
| 2002-03        | 2,303        | (28.0 avg.)        |
| 2001-02        | 2,228        | (27.1 avg.)        |
| 2000-01        | 2,266        | (27.6 avg.)        |
| 1999-00        | 2,248        | (27.4 avg.)        |
| 1998-99        | 2,143        | (26.1 avg.)        |
| 1997-98        | 2,169        | (26.5 avg.)        |
| 1996-97        | 2,277        | (27.8 avg.)        |
| 1995-96        | 2,143        | (26.1 avg.)        |
| 1994-95        | 1,152        | (24.0 avg.)        |
| 1993-94        | 2,101        | (25.0 avg.)        |
| 1992-93        | 2,384        | (28.4 avg.)        |
| 1991-92        | 2,340        | (29.3 avg.)        |

## SHOTS AGAINST

|                |              |                    |
|----------------|--------------|--------------------|
| 2016-17        | 2,269        | (27.67 avg.)       |
| 2015-16        | 2,247        | (27.4 avg.)        |
| 2014-15        | 2,436        | (29.7 avg.)        |
| 2013-14        | 2,281        | (27.8 avg.)        |
| 2012-13        | 1,390        | (29.0 avg.)        |
| 2011-12        | 2,342        | (28.6 avg.)        |
| 2010-11        | 2,369        | (28.9 avg.)        |
| 2009-10        | 2,571        | (31.3 avg.)        |
| 2008-09        | 2,228        | (27.1 avg.)        |
| <b>2007-08</b> | <b>1,981</b> | <b>(24.1 avg.)</b> |
| 2006-07        | 2,149        | (26.2 avg.)        |
| 2005-06        | 2,180        | (26.6 avg.)        |
| 2003-04        | 2,373        | (28.9 avg.)        |
| 2002-03        | 2,392        | (29.2 avg.)        |
| 2001-02        | 2,335        | (28.5 avg.)        |
| 2000-01        | 2,169        | (26.5 avg.)        |
| 1999-00        | 2,357        | (27.4 avg.)        |
| 1998-99        | 2,217        | (27.0 avg.)        |
| 1997-98        | 2,020        | (24.6 avg.)        |
| 1996-97        | 2,398        | (29.2 avg.)        |
| 1995-96        | 2,716        | (33.1 avg.)        |
| 1994-95        | 1,517        | (31.6 avg.)        |
| 1993-94        | 2,389        | (28.4 avg.)        |
| 1992-93        | 3,080        | (36.7 avg.)        |
| 1991-92        | 2,900        | (36.3 avg.)        |



## TEAM STATISTICS BY SEASON

### PENALTY MINUTES

|                |              |                    |
|----------------|--------------|--------------------|
| 2016-17        | 642          | (7.83 avg.)        |
| 2015-16        | 727          | (8.9 avg.)         |
| 2014-15        | 760          | (9.3 avg.)         |
| 2013-14        | 737          | (9.0 avg.)         |
| 2012-13        | 521          | (10.9 avg.)        |
| 2011-12        | 792          | (9.6 avg.)         |
| 2010-11        | 931          | (11.4 avg.)        |
| 2009-10        | 1,155        | (14.1 avg.)        |
| 2008-09        | 1,053        | (12.8 avg.)        |
| 2007-08        | 1,075        | (13.1 avg.)        |
| 2006-07        | 955          | (11.6 avg.)        |
| 2005-06        | 1,058        | (12.9 avg.)        |
| 2003-04        | 1,091        | (13.3 avg.)        |
| 2002-03        | 1,112        | (13.5 avg.)        |
| 2001-02        | 1,249        | (15.2 avg.)        |
| 2000-01        | 1,364        | (16.6 avg.)        |
| 1999-00        | 1,292        | (15.8 avg.)        |
| 1998-99        | 1,423        | (17.4 avg.)        |
| 1997-98        | 1,397        | (17.0 avg.)        |
| 1996-97        | 2,085        | (25.4 avg.)        |
| 1995-96        | 1,480        | (18.0 avg.)        |
| 1994-95        | 840          | (17.5 avg.)        |
| 1993-94        | 1,343        | (16.0 avg.)        |
| <b>1992-93</b> | <b>2,134</b> | <b>(25.4 avg.)</b> |
| 1991-92        | 1,894        | (23.7 avg.)        |

### SHORTHANDED GOALS

|                |           |
|----------------|-----------|
| 2016-17        | 7         |
| 2015-16        | 6         |
| 2014-15        | 4         |
| 2013-14        | 8         |
| 2012-13        | 3         |
| 2011-12        | 3         |
| 2010-11        | 6         |
| 2009-10        | 8         |
| 2008-09        | 12        |
| 2007-08        | 7         |
| 2006-07        | 7         |
| 2005-06        | 10        |
| 2003-04        | 9         |
| 2002-03        | 5         |
| 2001-02        | 15        |
| 2000-01        | 8         |
| <b>1999-00</b> | <b>16</b> |
| 1998-99        | 8         |
| 1997-98        | 10        |
| 1996-97        | 9         |
| 1995-96        | 15        |
| 1994-95        | 6         |
| 1993-94        | 6         |
| 1992-93        | 13        |
| 1991-92        | 11        |



Mike Grier

### SHORTHANDED GOALS ALLOWED

|                |          |
|----------------|----------|
| 2016-17        | 6        |
| 2015-16        | 7        |
| 2014-15        | 5        |
| 2013-14        | 5        |
| <b>2012-13</b> | <b>4</b> |
| <b>2011-12</b> | <b>4</b> |
| 2010-11        | 7        |
| 2009-10        | 9        |
| 2008-09        | 11       |
| 2007-08        | 9        |
| <b>2006-07</b> | <b>4</b> |
| 2005-06        | 11       |
| 2003-04        | 9        |
| 2002-03        | 10       |
| 2001-02        | 6        |
| 2000-01        | 10       |
| <b>1999-00</b> | <b>4</b> |
| <b>1998-99</b> | <b>4</b> |
| 1997-98        | 5        |
| 1996-97        | 11       |
| 1995-96        | 20       |
| 1994-95        | 5        |
| 1993-94        | 13       |
| 1992-93        | 15       |
| 1991-92        | 17       |





## TEAM STATISTICS BY SEASON

### POWER PLAY PERCENTAGE

|                |              |                 |
|----------------|--------------|-----------------|
| 2016-17        | 16.7%        | (41-246)        |
| 2015-16        | 22.5%        | (62-275)        |
| 2014-15        | 21.6%        | (55-254)        |
| 2013-14        | 17.2%        | (50-291)        |
| 2012-13        | 20.1%        | (34-169)        |
| 2011-12        | 21.1%        | (57-270)        |
| 2010-11        | 23.5%        | (68-289)        |
| 2009-10        | 21.0%        | (65-309)        |
| <b>2008-09</b> | <b>24.2%</b> | <b>(87-360)</b> |
| 2007-08        | 18.8%        | (70-372)        |
| 2006-07        | 22.4%        | (92-410)        |
| 2005-06        | 18.2%        | (91-500)        |
| 2003-04        | 16.6%        | (56-337)        |
| 2002-03        | 18.1%        | (68-375)        |
| 2001-02        | 16.0%        | (59-369)        |
| 2000-01        | 14.0%        | (57-406)        |
| 1999-00        | 16.4%        | (62-377)        |
| 1998-99        | 13.3%        | (53-399)        |
| 1997-98        | 13.5%        | (54-400)        |
| 1996-97        | 14.3%        | (50-349)        |
| 1995-96        | 16.1%        | (62-385)        |
| 1994-95        | 11.8%        | (24-203)        |
| 1993-94        | 16.0%        | (68-424)        |
| 1992-93        | 16.1%        | (66-409)        |
| 1991-92        | 17.1%        | (64-374)        |

### PENALTY KILLING PERCENTAGE

|                |                 |                 |
|----------------|-----------------|-----------------|
| 2016-17        | 80.7%           | (41-212)        |
| 2015-16        | 80.5%           | (46-236)        |
| 2014-15        | 78.5%           | (48-223)        |
| 2013-14        | 84.9%           | (33-219)        |
| 2012-13        | 85.0%           | (22-147)        |
| 2011-12        | 76.9%           | (52-225)        |
| 2010-11        | 79.6%           | (56-274)        |
| 2009-10        | 85.0%           | (49-327)        |
| 2008-09        | 83.3%           | (51-306)        |
| 2007-08        | 85.8% (led NHL) | (44-310)        |
| 2006-07        | 83.3%           | (55-330)        |
| 2005-06        | 80.7%           | (77-399)        |
| 2003-04        | 85.3%           | (47-319)        |
| 2002-03        | 81.0%           | (68-358)        |
| 2001-02        | 85.8%           | (54-381)        |
| <b>2000-01</b> | <b>86.2%</b>    | <b>(61-441)</b> |
| 1999-00        | 83.6%           | (61-372)        |
| 1998-99        | 85.0%           | (61-407)        |
| 1997-98        | 85.2%           | (59-398)        |
| 1996-97        | 83.9%           | (66-409)        |
| 1995-96        | 76.6%           | (93-397)        |
| 1994-95        | 81.3%           | (39-208)        |
| 1993-94        | 78.6%           | (77-360)        |
| 1992-93        | 76.7%           | (113-483)       |
| 1991-92        | 78.1%           | (89-407)        |

### TEAM SHUTOUTS

|                |           |
|----------------|-----------|
| 2016-17        | 3         |
| 2015-16        | 9         |
| 2014-15        | 8         |
| 2013-14        | 6         |
| 2012-13        | 5         |
| 2011-12        | 6         |
| 2010-11        | 6         |
| 2009-10        | 3         |
| 2008-09        | 9         |
| 2007-08        | 7         |
| <b>2006-07</b> | <b>11</b> |
| 2005-06        | 5         |
| <b>2003-04</b> | <b>11</b> |
| 2002-03        | 5         |
| 2001-02        | 9         |
| 2000-01        | 9         |
| 1999-00        | 5         |
| 1998-99        | 8         |
| 1997-98        | 7         |
| 1996-97        | 1         |
| 1995-96        | 0         |
| 1994-95        | 5         |
| 1993-94        | 3         |
| 1992-93        | 1         |
| 1991-92        | 0         |

### POINTS PERCENTAGE

|                |                       |
|----------------|-----------------------|
| 2016-17        | .604                  |
| 2015-16        | .598                  |
| 2014-15        | .543                  |
| 2013-14        | .677                  |
| 2012-13        | .594                  |
| 2011-12        | .585                  |
| 2010-11        | .640                  |
| 2009-10        | .689                  |
| <b>2008-09</b> | <b>.713 (led NHL)</b> |
| 2007-08        | .659                  |
| 2006-07        | .652                  |
| 2005-06        | .604                  |
| 2003-04        | .634                  |
| 2002-03        | .445                  |
| 2001-02        | .603                  |
| 2000-01        | .579                  |
| 1999-00        | .530                  |
| 1998-99        | .488                  |
| 1997-98        | .476                  |
| 1996-97        | .378                  |
| 1995-96        | .329                  |
| 1994-95        | .438                  |
| 1993-94        | .488                  |
| 1992-93        | .143                  |
| 1991-92        | .244                  |



## SPECIAL TEAMS BY SEASON

### POWER PLAY

| SEASON        | PPG        | HOME<br>ATT | PCT.        | PPG        | ROAD<br>ATT | PCT.        | PPG         | TOTAL<br>ATT | PCT.        |
|---------------|------------|-------------|-------------|------------|-------------|-------------|-------------|--------------|-------------|
| 2016-17       | 23         | 126         | 18.3        | 18         | 120         | 15.0        | 41          | 246          | 16.7        |
| 2015-16       | 33         | 148         | 22.3        | 29         | 127         | 22.8        | 62          | 275          | 22.5        |
| 2014-15       | 30         | 126         | 23.8        | 25         | 128         | 19.5        | 55          | 254          | 21.6        |
| 2013-14       | 26         | 162         | 16.0        | 24         | 129         | 18.6        | 50          | 291          | 17.2        |
| 2012-13       | 21         | 82          | 25.6        | 13         | 87          | 14.9        | 34          | 169          | 20.1        |
| 2011-12       | 29         | 139         | 20.9        | 28         | 131         | 21.4        | 57          | 270          | 21.1        |
| 2010-11       | 41         | 153         | 26.8*       | 27         | 136         | 19.9        | 68          | 289          | 23.5        |
| 2009-10       | 31         | 158         | 19.6        | 34         | 151         | 22.5        | 65          | 309          | 21.0        |
| 2008-09       | 41         | 197         | 20.8        | 46         | 163         | 28.2*       | 87          | 360          | 24.2        |
| 2007-08       | 39         | 206         | 18.9        | 31         | 166         | 18.7        | 70          | 372          | 18.8        |
| 2006-07       | 53         | 223         | 23.8        | 39         | 187         | 20.9        | 92          | 410          | 22.4        |
| 2005-06       | 48         | 257         | 18.7        | 43         | 243         | 17.7        | 91          | 500          | 18.2        |
| 2003-04       | 29         | 172         | 16.9        | 27         | 165         | 16.4        | 56          | 337          | 16.6        |
| 2002-03       | 37         | 190         | 19.5        | 31         | 185         | 16.8        | 68          | 375          | 18.1        |
| 2001-02       | 35         | 195         | 17.9        | 24         | 174         | 13.8        | 59          | 369          | 16.0        |
| 2000-01       | 32         | 219         | 14.6        | 25         | 187         | 13.4        | 57          | 406          | 14.0        |
| 1999-00       | 34         | 204         | 16.7        | 28         | 173         | 16.2        | 62          | 377          | 16.4        |
| 1998-99       | 23         | 199         | 11.6        | 30         | 200         | 15.0        | 53          | 399          | 13.3        |
| 1997-98       | 26         | 219         | 11.9        | 28         | 181         | 15.5        | 54          | 400          | 13.5        |
| 1996-97       | 29         | 175         | 16.6        | 21         | 174         | 12.1        | 50          | 349          | 14.3        |
| 1995-96       | 30         | 199         | 15.1        | 32         | 186         | 17.2        | 62          | 385          | 16.1        |
| 1994-95       | 14         | 114         | 12.3        | 10         | 89          | 11.2        | 24          | 203          | 11.8        |
| 1993-94       | 38         | 236         | 16.1        | 30         | 188         | 16.0        | 68          | 424          | 16.0        |
| 1992-93       | 41         | 225         | 18.2        | 25         | 184         | 13.6        | 66          | 409          | 16.1        |
| 1991-92       | 36         | 204         | 17.6        | 28         | 170         | 16.5        | 64          | 374          | 17.1        |
| <b>TOTALS</b> | <b>819</b> | <b>4528</b> | <b>18.1</b> | <b>696</b> | <b>4024</b> | <b>17.3</b> | <b>1376</b> | <b>7838</b>  | <b>17.6</b> |

### PENALTY KILLING

| SEASON        | PPGA       | HOME<br>TSH | PCT.        | PPGA       | ROAD<br>TSH | PCT.        | PPGA        | TOTAL<br>TSH | PCT.        |
|---------------|------------|-------------|-------------|------------|-------------|-------------|-------------|--------------|-------------|
| 2016-17       | 20         | 99          | 79.8        | 21         | 113         | 81.4        | 41          | 212          | 80.7        |
| 2015-16       | 26         | 115         | 77.4        | 20         | 121         | 83.5        | 46          | 236          | 80.5        |
| 2014-15       | 22         | 107         | 79.4        | 26         | 116         | 77.6        | 48          | 223          | 78.5        |
| 2013-14       | 16         | 122         | 86.9        | 17         | 97          | 82.5        | 33          | 219          | 84.9        |
| 2012-13       | 8          | 64          | 87.5        | 14         | 83          | 83.1        | 22          | 147          | 85.0        |
| 2011-12       | 28         | 105         | 73.3        | 24         | 120         | 80.0        | 52          | 225          | 76.9        |
| 2010-11       | 26         | 124         | 79.0        | 30         | 150         | 80.0        | 56          | 274          | 79.6        |
| 2009-10       | 22         | 151         | 85.4        | 27         | 176         | 84.7        | 49          | 327          | 85.0        |
| 2008-09       | 20         | 135         | 85.2        | 31         | 171         | 81.9        | 51          | 306          | 83.3        |
| 2007-08       | 27         | 149         | 81.9        | 17         | 161         | 89.4*       | 44          | 310          | 85.8*       |
| 2006-07       | 23         | 167         | 86.2        | 32         | 163         | 80.4        | 55          | 330          | 83.3        |
| 2005-06       | 36         | 169         | 81.7        | 41         | 203         | 79.8        | 77          | 399          | 80.7        |
| 2003-04       | 13         | 145         | 91.0        | 34         | 174         | 80.5        | 47          | 319          | 85.3        |
| 2002-03       | 34         | 169         | 79.9        | 34         | 189         | 82.0        | 68          | 358          | 81.0        |
| 2001-02       | 22         | 170         | 87.1        | 32         | 211         | 84.8        | 54          | 381          | 85.8        |
| 2000-01       | 34         | 197         | 82.7        | 27         | 244         | 88.9        | 61          | 441          | 86.2        |
| 1999-00       | 31         | 188         | 83.5        | 30         | 184         | 83.7        | 61          | 372          | 83.6        |
| 1998-99       | 27         | 215         | 87.4        | 34         | 192         | 82.3        | 61          | 407          | 85.0        |
| 1997-98       | 32         | 191         | 83.2        | 27         | 207         | 87.0        | 59          | 398          | 85.2        |
| 1996-97       | 33         | 189         | 82.5        | 33         | 220         | 85.0        | 66          | 409          | 83.9        |
| 1995-96       | 45         | 191         | 76.4        | 48         | 206         | 76.7        | 93          | 397          | 76.6        |
| 1994-95       | 17         | 96          | 82.3        | 22         | 112         | 80.4        | 39          | 208          | 81.3        |
| 1993-94       | 40         | 181         | 77.9        | 37         | 179         | 79.3        | 77          | 360          | 78.6        |
| 1992-93       | 58         | 231         | 74.9        | 55         | 252         | 78.2        | 113         | 483          | 76.6        |
| 1991-92       | 35         | 211         | 83.4        | 54         | 196         | 72.4        | 89          | 407          | 78.1        |
| <b>TOTALS</b> | <b>695</b> | <b>3881</b> | <b>82.1</b> | <b>767</b> | <b>4240</b> | <b>81.9</b> | <b>1462</b> | <b>8148</b>  | <b>82.1</b> |

\* — led NHL



## HAT TRICKS

Active players on Sharks Roster in **bold**

## SHARKS (56)

| GOALS | PLAYER                 | DATE                 | GAME                   | SCORE             | GOALTENDER(S)  |
|-------|------------------------|----------------------|------------------------|-------------------|--|
| 4     | Patrick Marleau        | Jan. 23, 2017        | at Colorado            | 5-2 W             | Spencer Martin   |
| 3     | <b>Mikkel Boedker</b>  | <b>Jan. 10, 2017</b> | <b>at Edmonton</b>     | <b>5-3 W</b>      | <b>Cam Talbot</b>                                      |
| 3     | <b>Logan Couture</b>   | <b>Mar. 29, 2016</b> | <b>at Vancouver</b>    | <b>4-1 W</b>      | <b>Jacob Markstrom (2), Empty Net (1)</b>              |
| 3     | <b>Joel Ward</b>       | <b>Oct. 24, 2015</b> | <b>vs. Carolina</b>    | <b>5-2 W</b>      | <b>Eddie Lack (2), Empty Net (1)</b>                   |
| 3     | <b>Joe Pavelski</b>    | <b>Feb. 13, 2015</b> | <b>at Arizona</b>      | <b>4-2 W</b>      | <b>Mike Smith (3)</b>                                  |
| 3     | Martin Havlat          | Apr. 11, 2014        | vs. Colorado           | 5-1 W             | Jean-Sebastien Giguere (3)                             |
| 3     | <b>Joe Pavelski</b>    | <b>Mar. 25, 2014</b> | <b>at Edmonton</b>     | <b>5-2 W</b>      | <b>Ben Scrivens (3)</b>                                |
| 3     | <b>Joe Pavelski</b>    | <b>Feb. 27, 2014</b> | <b>at Philadelphia</b> | <b>7-3 W</b>      | <b>Steve Mason (2), Ray Emery (1)</b>                  |
| 3     | <b>Joe Pavelski</b>    | <b>Jan. 18, 2014</b> | <b>at Tampa Bay</b>    | <b>5-4 W</b>      | <b>Ben Bishop</b>                                      |
| 3     | <b>Brent Burns</b>     | <b>Nov. 29, 2013</b> | <b>vs. St. Louis</b>   | <b>6-3 W</b>      | <b>Brian Elliot (2), Jaroslav Halak (1)</b>            |
| 4     | <b>Tomas Hertl</b>     | <b>Oct. 8, 2013</b>  | <b>vs. NY Rangers</b>  | <b>9-2 W</b>      | <b>Henrik Lundqvist (1), Martin Biron (3)</b>          |
| 3     | Patrick Marleau        | Nov. 20, 2011        | at Colorado            | 4-1 W             | J.S. Giguere (2), Empty Net (1)                        |
| 3     | Devin Setoguchi        | Feb. 19, 2011        | vs. Colorado           | 4-0 W             | Peter Budaj  |
| 3     | <b>Joe Thornton</b>    | <b>Oct. 27, 2010</b> | <b>vs. New Jersey</b>  | <b>5-2 W</b>      | <b>Martin Brodeur</b>                                  |
| 3     | <b>Patrick Marleau</b> | <b>Nov. 27, 2009</b> | <b>at Edmonton</b>     | <b>5-4 W (SO)</b> | <b>Jeff Deslauriers</b>                                |
| 3     | Dany Heatley           | Nov. 20, 2009        | vs. Philadelphia       | 6-3 W             | Ray Emery  |
| 3     | Dany Heatley           | Oct. 8, 2009         | vs. Columbus           | 6-3 W             | Steve Mason (2), Mathieu Garon (1)                     |
| 3     | <b>Joe Thornton</b>    | <b>Mar. 25, 2008</b> | <b>at Phoenix</b>      | <b>4-5 L (OT)</b> | <b>Ilya Bryzgalov</b>                                  |
| 3     | Jonathan Cheechoo      | Feb. 9, 2008         | vs. Nashville          | 4-3 W             | Chris Mason  |
| 3     | Jonathan Cheechoo      | April 1, 2007        | vs. Los Angeles        | 6-2 W             | Sean Burke   |
| 3     | Jonathan Cheechoo      | Mar. 22, 2007        | at Atlanta             | 5-1 W             | Kari Lehtonen (2), Johan Hedberg (1)                   |
| 3     | Bill Guerin            | Mar. 13, 2007        | vs. Chicago            | 7-1 W             | Patrick Lalime   |
| 3     | Ryane Clowe            | Jan. 6, 2007         | vs. Columbus           | 5-2 W             | Fredrik Norrena  |
| 3     | Patrick Marleau        | Nov. 9, 2006         | at Los Angeles         | 7-3 W             | Mathieu Garon  |
| 3     | Jonathan Cheechoo      | Oct. 12, 2006        | at Edmonton            | 4-6 L             | Dwayne Roloson   |
| 3     | Jonathan Cheechoo      | April 15, 2006       | vs. Anaheim            | 6-3 W             | J.S. Giguere (2), Ilya Bryzgalov (0), Empty Net (1)    |
| 3     | Jonathan Cheechoo      | Mar. 13, 2006        | vs. Los Angeles        | 4-3 W             | Mathieu Garon  |
| 3     | Jonathan Cheechoo      | Feb. 1, 2006         | at Anaheim             | 6-4 W             | Ilya Bryzgalov   |
| 3     | Jonathan Cheechoo      | Jan. 5, 2006         | vs. Columbus           | 6-3 W             | Marc Denis   |
| 3     | Jonathan Cheechoo      | Dec. 20, 2005        | vs. Anaheim            | 4-2 W             | J.S. Giguere   |
| 3     | Alyn McCauley          | Nov. 1, 2003         | at Florida             | 6-2 W             | Steve Shields  |
| 3     | Patrick Marleau        | April 6, 2002        | vs. Detroit            | 6-3 W             | Manny Legace   |
| 3     | Mike Ricci             | April 7, 2001        | vs. Dallas             | 4-5 L (OT)        | Ed Belfour   |
| 3     | Teemu Selanne          | Mar. 29, 2001        | vs. Anaheim            | 7-4 W             | Jean-Sebastien Giguere (2), Empty Net (1)              |
| 3     | Scott Thornton         | Mar. 7, 2001         | at Florida             | 3-3 T             | Roberto Luongo   |
| 3     | Todd Harvey            | Dec. 18, 2000        | at Washington          | 5-3 W             | Olaf Kolzig (2), Empty Net (1)                         |
| 3     | Jeff Friesen           | Oct. 4, 1999         | vs. Chicago            | 7-1 W             | Joceyln Thibault (1), Steve Passmore (2)               |
| 3     | Owen Nolan             | Oct. 4, 1999         | vs. Chicago            | 7-1 W             | Jocelyn Thibault                                       |
| 3     | Vincent Damphousse     | April 3, 1999        | vs. Vancouver          | 5-2 W             | Garth Snow (2), Empty Net (1)                          |
| 3     | Marco Sturm            | Dec. 23, 1998        | at Edmonton            | 5-3 W             | Bob Essensa (1), Mikhail Shtalenkov (1), Empty Net (1) |
| 3     | Tony Granato           | April 4, 1997        | vs. Colorado           | 7-6 W             | Craig Billington                                       |
| 3     | Owen Nolan             | Oct. 27, 1996        | at Chicago             | 6-2 W             | Jimmy Waite (2), E. Belfour (1)                        |
| 3     | Tony Granato           | Oct. 6, 1996         | at Los Angeles         | 7-6 W             | Stephane Fiset   |
| 3     | Jeff Friesen           | Mar. 20, 1996        | at Winnipeg            | 7-1 W             | Nikolai Khabibulin (2), Dominic Roussel (1)            |
| 3     | Alexei Yegorov         | Feb. 20, 1996        | at Calgary             | 3-5 L             | Rick Tabaracci   |
| 3     | Kevin Miller           | Jan. 30, 1996        | vs. Hartford           | 8-2 W             | Sean Burke (1), Jason Muzzatti (2)                     |
| 3     | Ray Sheppard           | Jan. 13, 1996        | at Pittsburgh          | 10-8 W            | Tom Barrasso   |
| 4     | Owen Nolan             | Dec. 19, 1995        | at Anaheim             | 7-4 W             | Guy Hebert (1), Mikhail Shtalenkov (3)                 |
| 3     | Ulf Dahlen             | April 2, 1994        | vs. Vancouver          | 7-4 W             | Kay Whitmore   |



## HAT TRICKS

Active players on Sharks Roster in **bold**



| GOALS | PLAYER          | DATE          | GAME         | SCORE | GOALTENDER(S)                 |
|-------|-----------------|---------------|--------------|-------|-------------------------------|
| 3     | Sergei Makarov  | Mar. 29, 1994 | vs. Winnipeg | 9-4 W | Tim Cheveldae                 |
| 3     | Igor Larionov   | Mar. 25, 1994 | at Winnipeg  | 8-3 W | Tim Cheveldae                 |
| 3     | Rob Gaudreau    | Feb. 6, 1994  | at Dallas    | 7-1 W | D. Wakaluk (2), Andy Moog (1) |
| 3     | Igor Larionov   | Jan. 15, 1994 | vs. Hartford | 8-2 W | Sean Burke                    |
| 3     | Johan Garpenlov | April 1, 1993 | vs. Winnipeg | 5-9 L | Bob Essensa                   |
| 3     | Rob Gaudreau    | Dec. 12, 1992 | vs. Quebec   | 7-8 L | Ron Hextall                   |
| 3     | Rob Gaudreau    | Dec. 3, 1992  | vs. Hartford | 5-7 L | Sean Burke                    |

### OPPONENTS (80)

| GOALS    | PLAYER                  | DATE                 | GAME                | SCORE        | GOALTENDER(S)                            |
|----------|-------------------------|----------------------|---------------------|--------------|--|
| <b>3</b> | <b>Milan Lucic</b>      | <b>April 6, 2017</b> | <b>vs. Edmonton</b> | <b>2-4 L</b> | <b>Martin Jones</b>                      |
| <b>3</b> | <b>Adam Cracknell</b>   | <b>Mar. 24, 2017</b> | <b>at Dallas</b>    | <b>1-6 L</b> | <b>Aaron Dell</b>                        |
| <b>3</b> | <b>Nathan MacKinnon</b> | <b>Dec. 28, 2015</b> | <b>vs. Colorado</b> | <b>3-6 L</b> | <b>Martin Jones</b>                      |
| 3        | T.J. Oshie              | Jan. 3, 2015         | vs. St. Louis       | 7-2 L        | Antti Niemi (2); Alex Stalock (1)        |
| 3        | Tyler Seguin            | Nov. 8, 2014         | at Dallas           | 5-3 W        | Alex Stalock                             |
| 4        | Martin St.Louis         | Jan. 18, 2014        | at Tampa Bay        | 5-4 W        | Antti Niemi                              |
| 3        | Vladimir Sobotka        | Mar. 9, 2013         | vs. St. Louis       | 3-4 OT       | Antti Niemi                              |
| 3        | Jeff Carter             | Feb. 21, 2012        | at Columbus         | 3-6 L        | Antti Niemi (1), Thomas Greiss (2)       |
| 3        | Olli Jokinen            | Feb. 8, 2012         | vs. Calgary         | 3-4 L        | Antti Niemi                              |
| 3        | Corey Perry             | April 6, 2011        | at Anaheim          | 2-6 L        | Antero Niittymaki                        |
| 3        | Rick Nash               | Nov. 20, 2010        | vs. Columbus        | 0-3 L        | Antero Niittymaki                        |
| 3        | Steve Ott               | Mar. 31, 2010        | at Dallas           | 1-5 L        | Evgeni Nabokov                           |
| 3        | Owen Nolan              | Jan. 30, 2008        | at Calgary          | 4-5 L        | Evgeni Nabokov                           |
| 3        | Bill Guerin             | Feb. 13, 2007        | at St. Louis        | 6-5 W        | Vesa Toskala                             |
| 3        | Jeremy Roenick          | Dec. 30, 2006        | at Phoenix          | 0-8 L        | Evgeni Nabokov (1), Vesa Toskala (2)     |
| 3        | Ryan Smyth              | Oct. 12, 2006        | at Edmonton         | 4-6 L        | Evgeni Nabokov                           |
| 3        | Steven Reinprecht       | Apr. 1, 2006         | vs. Phoenix         | 3-4 L OT     | Vesa Toskala                             |
| 3        | Mathieu Schneider       | Nov. 26, 2005        | vs. Detroit         | 6-7 L        | Evgeni Nabokov                           |
| 3        | Brian Rolston           | Nov. 5, 2005         | vs. Minnesota       | 1-3 L        | Nolan Schaefer (2), Empty Net (1)        |
| 3        | Steve Sullivan          | Feb. 18, 2004        | at Nashville        | 3-7 L        | Evgeni Nabokov                           |
| 3        | Josef Vasecek           | Oct. 28, 2003        | at Carolina         | 0-3 L        | Vesa Toskala                             |
| 3        | Steven Reinprecht       | Jan. 4, 2003         | vs. Colorado        | 1-6 L        | Evgeni Nabokov (1), Miikka Kiprusoff (2) |
| 3        | Tyler Arnason           | Dec. 28, 2002        | vs. Chicago         | 3-3 T        | Evgei Nabokov                            |
| 3        | Andreas Johansson       | Nov. 27, 2002        | at Nashville        | 2-4 L        | Evgeni Nabokov                           |
| 3        | Markus Naslund          | Oct. 21, 2002        | vs. Vancouver       | 2-5 L        | Vesa Toskala (1), Miikka Kiprusoff (2)   |



## HAT TRICKS

Active players on Sharks Roster in **bold**

| GOALS | PLAYER            | DATE           | GAME              | SCORE    | GOALTENDER(S)                            |
|-------|-------------------|----------------|-------------------|----------|--|
| 3     | Espen Knutsen     | Jan. 24, 2002  | at Columbus       | 2-6 L    | Evgeni Nabokov (2), Miikka Kiprusoff (1) |
| 3     | Patrik Elias      | Oct. 18, 2001  | at New Jersey     | 1-6 L    | Evgeni Nabokov (2), Miikka Kiprusoff (1) |
| 3     | Brendan Shanahan  | Oct. 4, 2001   | vs. Detroit       | 3-4 L OT | Evgeni Nabokov                           |
| 3     | Paul Kariya       | Mar. 29, 2001  | vs. Anaheim       | 7-4 W    | Evgeni Nabokov (2), Miikka Kiprusoff (1) |
| 3     | Tomas Holmstrom   | Mar. 18, 2001  | vs. Detroit       | 4-6 L    | Evgeni Nabokov (2), Miikka Kiprusoff (1) |
| 3     | Daniel Alfredsson | Mar. 1, 2001   | at Ottawa         | 4-8 L    | Evgeni Nabokov (1), Steve Shields (2)    |
| 3     | Harold Druken     | Dec. 8, 2000   | vs. Vancouver     | 1-6 L    | Evgeni Nabokov (1), Steve Shields (2)    |
| 3     | Theoren Fleury    | Oct. 10, 1998  | vs. Calgary       | 3-2 L    | Mike Vernon                              |
| 3     | Keith Tkachuk     | Dec. 26, 1997  | vs. Phoenix       | 0-4 L    | Kelly Hrudey (1), Mike Vernon (2)        |
| 3     | Teemu Selanne     | Nov. 10, 1997  | at Anaheim        | 6-4 W    | Mike Vernon                              |
| 3     | Zigmund Palffy    | Oct. 16, 1997  | vs. NY Islanders  | 2-5 L    | Mike Vernon                              |
| 3     | Brendan Shanahan  | Feb. 12, 1997  | at Detroit        | 1-7 L    | Wade Flaherty                            |
| 3     | Teemu Selanne     | Nov. 1, 1996   | at Anaheim        | 3-4 L    | Kelly Hrudey                             |
| 3     | John LeClair      | Mar. 17, 1996  | at Philadelphia   | 2-8 L    | Geoff Sarjeant                           |
| 3     | Brett Hull        | Mar. 15, 1996  | vs. St. Louis     | 2-4 L    | Terreri (1), Sarjeant (2)                |
| 3     | Brian Bellows     | Mar. 1, 1996   | vs. Tampa Bay     | 3-7 L    | Wade Flaherty                            |
| 3     | Jason Wiener      | Mar. 1, 1996   | vs. Tampa Bay     | 3-7 L    | Wade Flaherty                            |
| 3     | Teemu Selanne     | Feb. 25, 1996  | at Anaheim        | 3-4 L    | Chris Terreri                            |
| 3     | Gary Roberts      | Feb. 20, 1996  | at Calgary        | 3-5 L    | Chris Terreri                            |
| 3     | Valeri Kamensky   | Dec. 5, 1995   | at Colorado       | 2-12 L   | Chris Terreri (2), Wade Flaherty (1)     |
| 3     | Cliff Ronning     | Dec. 1, 1995   | at Vancouver      | 2-7 L    | Chris Terreri (2), Wade Flaherty (1)     |
| 3     | Ron Francis       | Nov. 10, 1995  | vs. Pittsburgh    | 1-9 L    | Arturs Irbe (2), Wade Flaherty (1)       |
| 3     | Donald Audette    | Nov. 8, 1995   | at Buffalo        | 2-7 L    | Wade Flaherty                            |
| 3     | Alexander Mogilny | Oct. 14, 1995  | vs. Vancouver     | 6-7 L    | Wade Flaherty                            |
| 3     | Joe Nieuwendyk    | April 10, 1995 | at Calgary        | 3-8 L    | Wade Flaherty (3), Arturs Irbe           |
| 3     | Nelson Emerson    | Mar. 28, 1995  | vs. Winnipeg      | 6-5 W    | Arturs Irbe (3), Wade Flaherty           |
| 3     | Bernie Nicholls   | Mar. 21, 1995  | vs. Chicago       | 3-7 L    | Wade Flaherty                            |
| 3     | Mike Modano       | Feb. 21, 1994  | vs. Dallas        | 3-6 L    | Jimmy Waite                              |
| 5     | Mike Ricci        | Feb. 17, 1994  | vs. Quebec        | 2-8 L    | Arturs Irbe (3), Jimmy Waite (2)         |
| 3     | Mikael Renberg    | Feb. 15, 1994  | vs. Philadelphia  | 4-6 L    | Arturs Irbe                              |
| 3     | Patrick Flatley   | Feb. 1, 1994   | at N.Y. Islanders | 4-5 L    | Arturs Irbe                              |
| 3     | Vyacheslav Kozlov | Jan. 6, 1994   | vs. Detroit       | 3-10 L   | Arturs Irbe (2), Jimmy Waite (1)         |
| 3     | Ray Sheppard      | Jan. 6, 1994   | vs. Detroit       | 3-10 L   | Arturs Irbe (2), Jimmy Waite (1)         |
| 3     | Scott Young       | Dec. 19, 1993  | at Quebec         | 5-7 L    | Jimmy Waite                              |
| 3     | Kevin Miller      | Oct. 21, 1993  | at St. Louis      | 2-5 L    | Jimmy Waite                              |
| 3     | Stephane Richer   | Mar. 29, 1993  | at New Jersey     | 0-5 L    | Jeff Hackett                             |
| 3     | Ronnie Stern      | Feb. 10, 1993  | at Calgary        | 1-13 L   | Arturs Irbe (2), Jeff Hackett (1)        |
| 3     | Robert Reichel    | Feb. 10, 1993  | at Calgary        | 1-13 L   | Arturs Irbe (2), Jeff Hackett (1)        |
| 3     | Bob Kudelski      | Jan. 10, 1993  | at Ottawa         | 2-3 L    | Jeff Hackett                             |
| 3     | Scott Young       | Dec. 12, 1992  | vs. Quebec        | 7-8      | Brian Hayward                            |
| 3     | Mike Donnelly     | Nov. 8, 1992   | vs. Los Angeles   | 4-11 L   | Arturs Irbe                              |
| 3     | Jari Kurri        | Nov. 8, 1992   | vs. Los Angeles   | 4-11 L   | Arturs Irbe                              |
| 3     | Luc Robitaille    | Nov. 8, 1992   | vs. Los Angeles   | 4-11 L   | Arturs Irbe                              |
| 3     | Rick Tocchet      | Mar. 6, 1992   | vs. Pittsburgh    | 3-7 L    | Jarmo Myllys                             |
| 3     | Jimmy Carson      | Feb. 15, 1992  | at Detroit        | 1-11 L   | Arturs Irbe (3), Jarmo Myllys            |
| 3     | Dale Hawerchuk    | Feb. 14, 1992  | at Buffalo        | 6-7 L    | Jarmo Myllys                             |
| 3     | Stephan Lebeau    | Feb. 12, 1992  | at Montreal       | 1-6      | Jeff Hackett                             |
| 3     | John Druce        | Feb. 9, 1992   | at Washington     | 2-6 L    | Jeff Hackett (3), Jarmo Myllys           |
| 3     | John Cullen       | Feb. 4, 1992   | vs. Hartford      | 6-5 W    | Jeff Hackett                             |
| 3     | Igor Larionov     | Dec. 28, 1991  | vs. Vancouver     | 2-3 L    | Jeff Hackett                             |
| 3     | Kevin Stevens     | Dec. 5, 1991   | vs. Pittsburgh    | 0-8 L    | Jeff Hackett, Arturs Irbe (1),           |
| 3     | Wayne Gretzky     | Nov. 23, 1991  | at Los Angeles    | 4-6 L    | Arturs Irbe                              |
| 3     | Pat LaFontaine    | Nov. 12, 1991  | vs. Buffalo       | 1-7 L    | Arturs Irbe (1), Jeff Hackett (2)        |
| 3     | Bob Kudelski      | Oct. 16, 1991  | at Los Angeles    | 5-8 L    | Jeff Hackett                             |



## SHUTOUTS

Active players on Sharks Roster in **bold**

## SHARKS (142)

| DATE                 | OPPONENT               | GOALTENDER          | SCORE         | SAVES                |
|----------------------|------------------------|---------------------|---------------|----------------------|
| <b>Dec. 30, 2016</b> | <b>Philadelphia</b>    | <b>Aaron Dell</b>   | <b>2-0</b>    | <b>21</b>            |
| <b>Nov. 21, 2016</b> | <b>New Jersey</b>      | <b>Martin Jones</b> | <b>4-0</b>    | <b>26</b>            |
| <b>Nov. 8, 2016</b>  | <b>at Washington</b>   | <b>Martin Jones</b> | <b>3-0</b>    | <b>24</b>            |
| <b>Apr. 9, 2016</b>  | <b>vs Arizona</b>      | <b>Martin Jones</b> | <b>1-0</b>    | <b>20</b>            |
| Apr. 5, 2016         | at Minnesota           | James Reimer        | 3-0           | 29                   |
| Mar. 20, 2016        | vs Arizona             | James Reimer        | 3-0           | 25                   |
| Mar. 8, 2016         | at Edmonton            | James Reimer        | 3-0           | 31                   |
| <b>Feb. 9, 2016</b>  | <b>at Chicago</b>      | <b>Martin Jones</b> | <b>2-0</b>    | <b>33</b>            |
| <b>Jan. 9, 2016</b>  | <b>vs Toronto</b>      | <b>Martin Jones</b> | <b>7-0</b>    | <b>28</b>            |
| <b>Nov. 19, 2015</b> | <b>at Philadelphia</b> | <b>Martin Jones</b> | <b>1-0 SO</b> | <b>34</b>            |
| <b>Oct. 13, 2015</b> | <b>at Washington</b>   | <b>Martin Jones</b> | <b>5-0</b>    | <b>31</b>            |
| <b>Oct. 10, 2015</b> | <b>vs Anaheim</b>      | <b>Martin Jones</b> | <b>2-0</b>    | <b>27</b>            |
| Mar. 12, 2015        | vs. Nashville          | Antti Niemi         | 2-0           | 35                   |
| Mar. 2, 2015         | vs. Montreal           | Alex Stalock        | 4-0           | 20                   |
| Jan. 31, 2015        | vs. Chicago            | Antti Niemi         | 2-0           | 31                   |
| Dec. 31, 2014        | at Anaheim             | Antti Niemi         | 3-0           | 28                   |
| Dec. 13, 2014        | vs. Nashville          | Antti Niemi         | 2-0           | 29                   |
| Nov. 16, 2014        | at Carolina            | Troy Grosenick      | 2-0           | 45                   |
| Oct. 11, 2014        | vs. Winnipeg           | Alex Stalock        | 3-0           | 30                   |
| Oct. 8, 2014         | at Los Angeles         | Antti Niemi         | 4-0           | 34                   |
| Mar. 16, 2014        | at NY Rangers          | Antti Niemi         | 1-0           | 41                   |
| Mar. 8, 2014         | vs. Montreal           | Antti Niemi         | 4-0           | 27                   |
| Jan. 23, 2014        | vs. Winnipeg           | Alex Stalock        | 1-0           | 20                   |
| Jan. 16, 2014        | at Florida             | Alex Stalock        | 3-0           | 24                   |
| Oct. 26, 2013        | at Montreal            | Antti Niemi         | 2-0           | 22                   |
| Oct. 21, 2013        | at Detroit             | Antti Niemi         | 1-0 SO        | 24 (3/3 in shootout) |
| Apr. 15, 2013        | at Phoenix             | Antti Niemi         | 4-0 W         | 35                   |
| Mar. 28, 2013        | vs. Detroit            | Antti Niemi         | 2-0 W         | 27                   |
| Mar. 27, 2013        | vs. Anaheim            | Antti Niemi         | 4-0 W         | 22                   |
| Feb. 9, 2013         | vs. Phoenix            | Antti Niemi         | 0-1 SOL       | 21 (0/2 in shootout) |
| Mar. 31, 2012        | vs. Dallas             | Antti Niemi         | 3-0           | 22                   |
| Feb. 28, 2012        | vs. Philadelphia       | Antti Niemi         | 1-0           | 26                   |
| Jan. 31, 2012        | vs. Columbus           | Antti Niemi         | 6-0           | 30                   |
| Jan. 24, 2012        | at Calgary             | Antti Niemi         | 1-0           | 25                   |
| Jan. 12, 2012        | at Winnipeg            | Antti Niemi         | 2-0           | 24                   |
| Nov. 23, 2011        | vs. Chicago            | Antti Niemi         | 1-0           | 34                   |
| Mar. 31, 2011        | vs. Dallas             | Antti Niemi         | 6-0           | 29                   |
| Feb. 19, 2011        | vs. Colorado           | Antti Niemi         | 4-0           | 25                   |
| Feb. 8, 2011         | at Washington          | Antti Niemi         | 2-0           | 25                   |
| Feb. 5, 2011         | at Boston              | Antti Niemi         | 2-0           | 26                   |
| Jan. 1, 2011         | at Los Angeles         | Antti Niemi         | 1-0           | 29                   |
| Dec. 2, 2010         | at Ottawa              | Antti Niemi         | 4-0           | 28                   |
| Nov. 7, 2009         | vs. Pittsburgh         | Evgeni Nabokov      | 5-0           | 27                   |
| Oct. 12, 2009        | vs. Phoenix            | Evgeni Nabokov      | 0-1 SOL       | 30 (1/3 in shootout) |
| April 7, 2009        | vs. Colorado           | Evgeni Nabokov      | 1-0 SOW       | 20 (3/3 in shootout) |
| Mar. 15, 2009        | at Anaheim             | Evgeni Nabokov      | 1-0           | 34                   |
| Feb. 23, 2009        | at Dallas              | Evgeni Nabokov      | 1-0           | 29                   |
| Jan. 29, 2009        | vs. Phoenix            | Evgeni Nabokov      | 2-0           | 24                   |
| Jan. 27, 2009        | at Colorado            | Evgeni Nabokov      | 3-0           | 31                   |
| Dec. 23, 2008        | vs. Vancouver          | Evgeni Nabokov      | 5-0           | 33                   |
| Dec. 11, 2008        | vs. Anaheim            | Evgeni Nabokov      | 2-0           | 31                   |
| Oct. 25, 2008        | at Tampa Bay           | Brian Boucher       | 3-0           | 22                   |
| Oct. 12, 2008        | at Los Angeles         | Brian Boucher       | 1-0           | 21                   |
| Mar. 1, 2008         | at St. Louis           | Brian Boucher       | 2-0           | 24                   |
| Jan. 29, 2008        | at Edmonton            | Evgeni Nabokov      | 3-0           | 13                   |
| Dec. 28, 2007        | at St. Louis           | Evgeni Nabokov      | 1-0           | 26                   |
| Dec. 7, 2007         | at Phoenix             | Evgeni Nabokov      | 1-0           | 27                   |
| Nov. 15, 2007        | at Phoenix             | Evgeni Nabokov      | 6-0           | 15                   |
| Nov. 12, 2007        | vs. Phoenix            | Evgeni Nabokov      | 5-0           | 25                   |



## SHUTOUTS

Active players on Sharks Roster in **bold**

| DATE          | OPPONENT               | GOALTENDER                     | SCORE  | SAVES |
|---------------|------------------------|--------------------------------|--------|-------|
| Oct. 20, 2007 | vs. Nashville          | Evgeni Nabokov                 | 3-0    | 22    |
| Mar. 16, 2007 | vs. Columbus           | Evgeni Nabokov                 | 3-0    | 35    |
| Mar. 11, 2007 | vs. Edmonton           | Evgeni Nabokov                 | 3-0    | 22    |
| Mar. 6, 2007  | at Minnesota           | Evgeni Nabokov                 | 3-0    | 26    |
| Mar. 4, 2007  | at Dallas              | Evgeni Nabokov                 | 4-0    | 26    |
| Feb. 22, 2007 | at Chicago             | Evgeni Nabokov                 | 2-0    | 21    |
| Dec. 11, 2006 | vs. Phoenix            | Vesa Toskala                   | 4-0    | 23    |
| Nov. 28, 2006 | at St. Louis           | Vesa Toskala                   | 2-0    | 29    |
| Nov. 25, 2006 | vs. New Jersey         | Evgeni Nabokov                 | 2-0    | 24    |
| Oct. 23, 2006 | at Columbus            | Vesa Toskala                   | 3-0    | 23    |
| Oct. 17, 2006 | vs. Dallas             | Evgeni Nabokov                 | 2-0    | 32    |
| Oct. 7, 2006  | vs. New York Islanders | Evgeni Nabokov                 | 2-0    | 26    |
| April 6, 2006 | at Los Angeles         | Vesa Toskala                   | 5-0    | 14    |
| Mar. 21, 2006 | at St. Louis           | Vesa Toskala                   | 6-0    | 33    |
| Jan. 12, 2006 | at Ottawa              | Evgeni Nabokov                 | 2-0    | 40    |
| Dec. 2, 2005  | at Buffalo             | Evgeni Nabokov, Nolan Schaefer | 5-0    | 20    |
| Nov. 4, 2005  | at Anaheim             | Nolan Schaefer                 | 1-0    | 21    |
| Mar. 31, 2004 | at Los Angeles         | Evgeni Nabokov                 | 3-0    | 22    |
| Mar. 26, 2004 | at Phoenix             | Vesa Toskala                   | 3-0    | 30    |
| Feb. 29, 2004 | vs. St. Louis          | Evgeni Nabokov                 | 1-0    | 24    |
| Feb. 5, 2004  | vs. Phoenix            | Evgeni Nabokov                 | 5-0    | 20    |
| Feb. 3, 2004  | vs. Florida            | Evgeni Nabokov                 | 3-0    | 26    |
| Jan. 24, 2004 | vs. Minnesota          | Evgeni Nabokov                 | 4-0    | 24    |
| Dec. 31, 2003 | at Columbus            | Evgeni Nabokov                 | 1-0    | 26    |
| Dec. 27, 2003 | vs. Los Angeles        | Evgeni Nabokov                 | 5-0    | 25    |
| Dec. 13, 2003 | vs. Anaheim            | Evgeni Nabokov                 | 2-0    | 28    |
| Nov. 21, 2003 | at Phoenix             | Evgeni Nabokov, Vesa Toskala   | 5-0    | 9     |
| Oct. 16, 2003 | vs. Philadelphia       | Evgeni Nabokov                 | 0-0 OT | 26    |
| Mar. 27, 2003 | vs. Detroit            | Vesa Toskala                   | 3-0    | 25    |
| Feb. 21, 2003 | vs. Columbus           | Evgeni Nabokov                 | 6-0    | 29    |
| Jan. 27, 2003 | at Los Angeles         | Evgeni Nabokov                 | 3-0    | 32    |
| Jan. 11, 2003 | vs. Vancouver          | Miikka Kiprusoff               | 3-0    | 29    |
| Dec. 14, 2002 | vs. Washington         | Evgeni Nabokov                 | 2-0    | 34    |
| Mar. 9, 2002  | vs. Vancouver          | Miikka Kiprusoff               | 2-0    | 32    |



Miikka Kiprusoff





## SHUTOUTS

Active players on Sharks Roster in **bold**

| DATE           | OPPONENT        | GOALTENDER                       | SCORE    | SAVES |
|----------------|-----------------|----------------------------------|----------|-------|
| Feb. 10, 2002  | vs. Carolina    | Evgeni Nabokov                   | 4-0      | 24    |
| Feb. 6, 2002   | vs. Calgary     | Evgeni Nabokov                   | 2-0      | 27    |
| Jan. 15, 2002  | at Colorado     | Evgeni Nabokov                   | 1-0 (OT) | 38    |
| Jan. 5, 2002   | vs. Florida     | Miikka Kiprusoff                 | 6-0      | 28    |
| Dec. 14, 2001  | at Colorado     | Evgeni Nabokov                   | 3-0      | 38    |
| Nov. 29, 2001  | vs. Pittsburgh  | Evgeni Nabokov                   | 5-0      | 38    |
| Oct. 27, 2001  | vs. Columbus    | Evgeni Nabokov                   | 2-0      | 16    |
| Oct. 6, 2001   | vs. Minnesota   | Evgeni Nabokov                   | 0-0 (OT) | 19    |
| April 5, 2001  | vs. Phoenix     | Evgeni Nabokov                   | 3-0      | 28    |
| Mar. 26, 2001  | at Los Angeles  | Evgeni Nabokov                   | 0-0 (OT) | 27    |
| Mar. 12, 2001  | vs. Montreal    | Evgeni Nabokov, Miikka Kiprusoff | 3-0      | 20    |
| Feb. 16, 2001  | at Nashville    | Evgeni Nabokov                   | 2-0      | 19    |
| Feb. 14, 2001  | at Chicago      | Steve Shields                    | 7-0      | 31    |
| Feb. 8, 2001   | at Vancouver    | Steve Shields                    | 0-0 (OT) | 26    |
| Dec. 20, 2000  | at Detroit      | Evgeni Nabokov                   | 2-0      | 31    |
| Dec. 4, 2000   | at Calgary      | Evgeni Nabokov                   | 8-0      | 21    |
| Nov. 11, 2000  | at NY Islanders | Evgeni Nabokov                   | 4-0      | 24    |
| April 3, 2000  | at Edmonton     | Steve Shields                    | 1-0      | 20    |
| Feb. 11, 2000  | at Atlanta      | Steve Shields                    | 3-0      | 24    |
| Feb. 8, 2000   | at Tampa Bay    | Steve Shields                    | 8-0      | 23    |
| Jan. 19, 2000  | at Colorado     | Evgeni Nabokov                   | 0-0 (OT) | 39    |
| Oct. 13, 1999  | at Dallas       | Steve Shields                    | 2-0      | 35    |
| April 6, 1999  | at Phoenix      | Steve Shields                    | 1-0      | 33    |
| April 2, 1999  | at Vancouver    | Steve Shields                    | 7-0      | 18    |
| Mar. 12, 1999  | vs. Detroit     | Steve Shields                    | 2-0      | 26    |
| Feb. 8, 1999   | at Phoenix      | Mike Vernon                      | 3-0      | 27    |
| Jan. 11, 1999  | vs. Los Angeles | Mike Vernon                      | 4-0      | 30    |
| Dec. 26, 1998  | vs. Vancouver   | Steve Shields                    | 2-0      | 25    |
| Nov. 12, 1998  | vs. Carolina    | Mike Vernon                      | 3-0      | 20    |
| Nov. 4, 1998   | vs. Dallas      | Mike Vernon                      | 4-0      | 21    |
| April 7, 1998  | vs. Calgary     | Mike Vernon, Kelly Hrudey        | 6-0      | 13, 3 |
| Mar. 6, 1998   | at Anaheim      | Mike Vernon                      | 3-0      | 23    |
| Feb. 4, 1998   | at Edmonton     | Mike Vernon                      | 3-0      | 21    |
| Dec. 18, 1997  | vs. Vancouver   | Mike Vernon                      | 0-0 (OT) | 21    |
| Dec. 12, 1997  | at Dallas       | Kelly Hrudey                     | 1-0      | 24    |
| Nov. 20, 1997  | at Philadelphia | Mike Vernon                      | 3-0      | 28    |
| Nov. 4, 1997   | vs. Toronto     | Mike Vernon                      | 0-0 (OT) | 19    |
| Mar. 6, 1997   | vs. Ottawa      | Ed Belfour                       | 2-0      | 29    |
| April 28, 1995 | vs. Los Angeles | Arturs Irbe                      | 4-0      | 29    |
| April 16, 1995 | vs. Los Angeles | Arturs Irbe                      | 2-0      | 22    |
| April 7, 1995  | vs. Edmonton    | Wade Flaherty                    | 5-0      | 26    |
| Feb. 17, 1995  | at Los Angeles  | Arturs Irbe                      | 2-0      | 37    |
| Jan. 25, 1995  | vs. Winnipeg    | Arturs Irbe                      | 4-0      | 28    |
| Mar. 6, 1994   | vs. Anaheim     | Arturs Irbe                      | 6-0      | 25    |
| Feb. 13, 1994  | vs. Chicago     | Arturs Irbe                      | 1-0      | 23    |
| Nov. 27, 1993  | vs. Anaheim     | Arturs Irbe                      | 1-0      | 15    |
| Nov. 17, 1992  | vs. Los Angeles | Arturs Irbe                      | 6-0      | 39    |

## OPPONENTS (125)

| DATE          | OPPONENT      | GOALTENDER    | SCORE | SAVES |
|---------------|---------------|---------------|-------|-------|
| Mar. 20, 2017 | at Dallas     | Kari Lehtonen | 0-1   | 30    |
| Jan. 14, 2017 | vs St. Louis  | Carter Hutton | 0-4   | 23    |
| Nov. 15, 2016 | at Carolina   | Cam Ward      | 0-1   | 22    |
| Nov. 5, 2016  | vs Pittsburgh | Matt Murray   | 0-5   | 32    |
| Oct. 22, 2016 | at Detroit    | Jimmy Howard  | 0-3   | 30    |
| Mar. 22, 2016 | St. Louis     | Brian Elliott | 0-1   | 37    |
| Mar. 10, 2016 | vs New Jersey | Keith Kinkaid | 0-3   | 30    |
| Dec. 12, 2015 | vs Minnesota  | Darcy Kuemper | 0-2   | 25    |



## SHUTOUTS

Active players on Sharks Roster in **bold**

| DATE           | OPPONENT         | GOALTENDER       | SCORE    | SAVES                |
|----------------|------------------|------------------|----------|----------------------|
| Dec. 4, 2015   | at Anaheim       | John Gibson      | 0-1      | 23                   |
| Nov. 7, 2015   | vs Anaheim       | Anton Khudobin   | 0-1      | 31                   |
| Oct. 19, 2015  | at NY Rangers    | Antti Raanta     | 0-4      | 22                   |
| Mar. 21, 2015  | at Montreal      | Carey Price      | 0-2      | 29                   |
| Nov. 26, 2014  | vs. Calgary      | Karri Ramo       | 0-2      | 32                   |
| Oct. 19, 2014  | at NY Rangers    | Henrik Lundqvist | 0-4      | 33                   |
| Apr. 5, 2014   | vs. Nashville    | Carter Hutton    | 0-3      | 35                   |
| Jan. 29, 2014  | at Edmonton      | Ben Scrivens     | 0-3      | 59                   |
| Jan. 27, 2014  | vs. Los Angeles  | Jonathan Quick   | 0-1      | 23                   |
| Jan. 11, 2014  | vs. Boston       | Tuukka Rask      | 0-1      | 26                   |
| Oct. 21, 2013  | at Detroit       | Jimmy Howard     | 0-1      | 27 (1/2 in shootout) |
| Apr. 9, 2013   | at Columbus      | Sergei Bobrovsky | 0-4      | 30                   |
| Mar. 23, 2013  | at Minnesota     | Niklas Backstrom | 0-2      | 33                   |
| Feb. 12, 2013  | at Nashville     | Pekka Rinne      | 0-1      | 25                   |
| Feb. 9, 2013   | vs. Phoenix      | Mike Smith       | 0-1 SOW  | 33 (2/2 in shootout) |
| March 29, 2012 | at Phoenix       | Mike Smith       | 0-2      | 38                   |
| March 10, 2012 | at Phoenix       | Mike Smith       | 0-3      | 42                   |
| March 1, 2012  | vs. Buffalo      | Ryan Miller      | 0-1      | 39                   |
| Feb. 12, 2012  | at St. Louis     | Jaroslav Halak   | 0-3      | 25                   |
| Dec. 10, 2011  | at St. Louis     | Brian Elliot     | 0-1      | 24                   |
| Nov. 28, 2011  | at Los Angeles   | Jonathan Quick   | 0-2      | 33                   |
| Nov. 12, 2011  | vs. Phoenix      | Mike Smith       | 0-3      | 31                   |
| Oct. 14, 2011  | at Anaheim       | Jonas Hiller     | 0-1      | 31                   |
| Jan. 9, 2011   | at Anaheim       | Jonas Hiller     | 0-1      | 37                   |
| Jan. 6, 2011   | vs. Buffalo      | Ryan Miller      | 0-3      | 36                   |
| Dec. 27, 2010  | vs. Los Angeles  | Jonathan Quick   | 0-4      | 24                   |
| Nov. 20, 2010  | vs. Columbus     | Mathieu Garon    | 0-3      | 35                   |
| Nov. 4, 2010   | at St. Louis     | Jaroslav Halak   | 0-2      | 25                   |
| Nov. 2, 2010   | at Minnesota     | Niklas Backstrom | 0-1      | 36                   |
| Oct. 24, 2010  | at Calgary       | Miikka Kiprusoff | 0-4      | 27                   |
| Feb. 10, 2010  | at Columbus      | Steve Mason      | 0-3      | 40                   |
| Oct. 12, 2009  | vs. Phoenix      | Ilja Bryzgalov   | 1-0 SOW  | 26 (2/3 in shootout) |
| April 7, 2009  | vs. Colorado     | Peter Budaj      | 1-0 SOL  | 30 (2/3 in shootout) |
| Dec. 18, 2008  | at Detroit       | Ty Conklin       | 0-6      | 24                   |
| Oct. 17, 2008  | at Anaheim       | J.S. Giguere     | 0-4      | 38                   |
| Dec. 18, 2007  | vs. Anaheim      | J.S. Giguere     | 0-2      | 20                   |
| Feb. 16, 2007  | at Columbus      | Frederic Norrena | 0-3      | 29                   |
| Feb. 14, 2007  | at Nashville     | Tomas Vokoun     | 0-5      | 22                   |
| Jan. 20, 2007  | vs. St. Louis    | Manny Legace     | 0-1      | 31                   |
| Dec. 30, 2006  | at Phoenix       | Curtis Joseph    | 0-8      | 40                   |
| Dec. 21, 2006  | vs. Dallas       | Marty Turco      | 0-3      | 20                   |
| Dec. 4, 2006   | at Dallas        | Marty Turco      | 0-1      | 25                   |
| Nov. 21, 2006  | at Anaheim       | J.S. Giguere     | 0-5      | 23                   |
| April 17, 2006 | vs. Los Angeles  | Jason Labarbera  | 0-4      | 31                   |
| Mar. 23, 2006  | at Detroit       | Manny Legace     | 0-4      | 28                   |
| Mar. 4, 2006   | at Calgary       | Miikka Kiprusoff | 0-2      | 26                   |
| Feb. 4, 2006   | vs. Anaheim      | J.S. Giguere     | 0-2      | 35                   |
| Jan. 26, 2006  | vs. Anaheim      | Ilya Bryzgalov   | 0-2      | 24                   |
| Mar. 7, 2004   | at Dallas        | Marty Turco      | 0-4      | 22                   |
| Jan. 13, 2004  | vs. Dallas       | Marty Turco      | 0-3      | 17                   |
| Oct. 28, 2003  | at Carolina      | Kevin Weekes     | 0-3      | 28                   |
| Oct. 21, 2003  | vs. Anaheim      | Martin Gerber    | 0-2      | 34                   |
| Oct. 16, 2003  | vs. Philadelphia | Jeff Hackett     | 0-0 (OT) | 27                   |
| Mar. 20, 2003  | at Colorado      | Patrick Roy      | 0-2      | 29                   |
| Mar. 9, 2003   | at Dallas        | Ron Tugnutt      | 0-3      | 23                   |
| Feb. 19, 2003  | vs. NY Islanders | Garth Snow       | 0-3      | 29                   |
| Feb. 12, 2003  | at Columbus      | Marc Denis       | 0-1      | 38                   |



# SHUTOUTS

Active players on Sharks Roster in **bold**

**Kelly Hrudey**

| DATE           | OPPONENT           | GOALTENDER                    | SCORE    | SAVES |
|----------------|--------------------|-------------------------------|----------|-------|
| Mar. 23, 2002  | at Los Angeles     | Felix Potvin                  | 0-3      | 17    |
| Mar. 13, 2002  | vs. St. Louis      | Brent Johnson                 | 0-2      | 18    |
| Mar. 5, 2002   | vs. Nashville      | Mike Dunham                   | 0-2      | 26    |
| Dec. 21, 2001  | at Detroit         | Dominik Hasek                 | 0-3      | 19    |
| Nov. 21, 2001  | vs. Minnesota      | Manny Fernandez               | 0-2      | 22    |
| Oct. 6, 2001   | vs. Minnesota      | Dwayne Roloson                | 0-0 (OT) | 36    |
| Mar. 26, 2001  | at Los Angeles     | Felix Potvin                  | 0-0 (OT) | 15    |
| March 17, 2001 | at Los Angeles     | Felix Potvin                  | 0-1 OTL  | 18    |
| Mar. 10, 2001  | vs. Nashville      | Tomas Vokoun                  | 0-3      | 17    |
| Feb. 21, 2001  | at Anaheim         | J.S. Giguere                  | 0-1      | 24    |
| Feb. 8, 2001   | at Vancouver       | Bob Essensa                   | 0-0 (OT) | 31    |
| Jan. 3, 2001   | vs. Calgary        | Fred Brathwaite               | 0-1      | 30    |
| April 1, 2000  | at Calgary         | Fred Brathwaite               | 0-3      | 29    |
| Feb. 1, 2000   | vs. Phoenix        | Bob Essensa                   | 0-1 OTL  | 34    |
| Jan. 19, 2000  | at Colorado        | Patrick Roy                   | 0-0 (OT) | 15    |
| Dec. 26, 1999  | vs. Anaheim        | Dominic Roussel               | 0-1      | 26    |
| April 16, 1999 | vs. Los Angeles    | Stephane Fiset                | 0-2      | 33    |
| Mar. 6, 1999   | vs. Chicago        | Jocelyn Thibault              | 0-4      | 23    |
| Feb. 6, 1999   | at Los Angeles     | Jamie Storr                   | 0-2      | 27    |
| Jan. 30, 1999  | at Colorado        | Patrick Roy                   | 0-5      | 22    |
| Jan. 26, 1999  | vs. St. Louis      | Rich Parent                   | 0-3      | 20    |
| Dec. 15, 1998  | vs. N.Y. Islanders | Tommy Salo                    | 0-1      | 13    |
| Dec. 2, 1998   | vs. Dallas         | Ed Belfour                    | 0-3      | 26    |
| Nov. 25, 1998  | at Carolina        | Trevor Kidd                   | 0-3      | 36    |
| Oct. 18, 1998  | vs. Boston         | Rob Tallas                    | 0-3      | 22    |
| Mar. 21, 1998  | vs. Colorado       | Patrick Roy                   | 0-2      | 23    |
| Jan. 29, 1998  | vs. Chicago        | Jeff Hackett                  | 0-3      | 29    |
| Jan. 3, 1998   | at Boston          | Byron Dafoe                   | 0-3      | 23    |
| Dec. 26, 1997  | vs. Phoenix        | Nikolai Khabibulin            | 0-4      | 30    |
| Dec. 18, 1997  | vs. Vancouver      | Arturs Irbe                   | 0-0 (OT) | 38    |
| Nov. 4, 1997   | vs. Toronto        | Glenn Healy, Marcel Cousineau | 0-0 (OT) | 16, 6 |
| Nov. 1, 1997   | at St. Louis       | Grant Fuhr                    | 0-2      | 24    |
| Oct. 7, 1997   | vs. Ottawa         | Damien Rhodes                 | 0-1      | 23    |
| Dec. 13, 1996  | vs. Pittsburgh     | Pat Lalime                    | 0-4      | 20    |
| Nov. 23, 1996  | vs. Anaheim        | Guy Hebert                    | 0-3      | 25    |
| Oct. 8, 1996   | at Colorado        | Patrick Roy                   | 0-6      | 24    |
| April 12, 1996 | vs. Calgary        | Rick Tabaracci                | 0-6      | 25    |
| Feb. 12, 1996  | at Montreal        | Jocelyn Thibault              | 0-3      | 21    |
| April 17, 1995 | at Anaheim         | Guy Hebert                    | 0-3      | 27    |
| April 13, 1995 | at Detroit         | Mike Vernon                   | 0-3      | 12    |



## SHUTOUTS

| DATE          | OPPONENT           | GOALTENDER          | SCORE   | SAVES |
|---------------|--------------------|---------------------|---------|-------|
| Feb. 24, 1995 | vs. Calgary        | Trevor Kidd         | 0-3     | 17    |
| Feb. 7, 1995  | at Detroit         | Chris Osgood        | 0-6     | 16    |
| Mar. 12, 1994 | at Calgary         | Mike Vernon         | 0-2     | 16    |
| Feb. 26, 1994 | at Detroit         | Chris Osgood        | 0-2     | 22    |
| Nov. 11, 1993 | at Dallas          | Jon Casey           | 0-4     | 20    |
| Mar. 29, 1993 | at New Jersey      | Chris Terreri       | 0-5     | 24    |
| Mar. 16, 1993 | vs. N.Y. Islanders | Glen Healy          | 0-6     | 26    |
| Feb. 25, 1993 | vs. Toronto        | Daren Puppa         | 0-5     | 22    |
| Feb. 22, 1993 | vs. N.Y. Rangers   | John Vanbiesbrouck  | 0-4     | 29    |
| Feb. 12, 1993 | at Edmonton        | Bill Ranford        | 0-6     | 28    |
| Nov. 19, 1992 | vs. Toronto        | Grant Fuhr          | 0-2     | 23    |
| Mar. 11, 1992 | at Winnipeg        | Stephane Beauregard | 0-3     | 20    |
| Mar. 1, 1992  | vs. Philadelphia   | Ron Hextall         | 0-1     | 30    |
| Feb. 2, 1992  | at Winnipeg        | Bob Essensa         | 0-6     | 40    |
| Jan. 4, 1992  | vs. Montreal       | Patrick Roy         | 0-1 OTL | 25    |
| Dec. 19, 1991 | at St. Louis       | Curtis Joseph       | 0-4     | 21    |
| Dec. 5, 1991  | vs. Pittsburgh     | Tom Barrasso        | 0-8     | 39    |
| Nov. 16, 1991 | at Vancouver       | Kirk McLean         | 0-1     | 20    |
| Oct. 26, 1991 | at New Jersey      | Chris Terreri       | 0-9     | 26    |
| Oct. 23, 1991 | at Hartford        | Kay Whitmore        | 0-3     | 33    |

## PENALTY SHOTS

## SHARKS (49)

| DATE           | OPPONENT         | PLAYER            | GOALTENDER       | RESULT       | TIME  | PERIOD | SCORE       |
|----------------|------------------|-------------------|------------------|--------------|-------|--------|-------------|
| April 6, 2017  | vs. Edmonton     | Marcus Sorensen   | Cam Talbot       | Unsuccessful | 2:19  | 3rd    | 2-4 L       |
| March 2, 2017  | vs. Vancouver    | Chris Tierney     | Ryan Miller      | Unsuccessful | 18:02 | 1st    | 3-1 W       |
| Feb. 15, 2017  | vs. Florida      | Joe Pavelski      | Roberto Luongo   | Unsuccessful | 9:29  | 2nd    | 5-6 L OT    |
| Jan. 24, 2017  | at Winnipeg      | Melker Karlsson   | Ondrej Pavelec   | Successful   | 9:37  | 3rd    | 4-3 W       |
| Jan. 11, 2017  | at Calgary       | Mikkel Boedker    | Chad Johnson     | Unsuccessful | 14:33 | 3rd    | 2-3 L       |
| Nov. 25, 2016  | vs. NY Islanders | Joe Thornton      | Thomas Greiss    | Unsuccessful | 13:04 | 1st    | 3-2 W       |
| Nov. 12, 2016  | at Tampa Bay     | Joonas Donskoi    | Ben Bishop       | Unsuccessful | 4:05  | 1st    | 3-1 W       |
| Dec. 17, 2015  | at Toronto       | Chris Tierney     | Jonathan Bernier | Unsuccessful | 5:06  | 3rd    | 5-4 W OT    |
| Oct. 16, 2015  | at New Jersey    | Patrick Marleau   | Cory Schneider   | Unsuccessful | 13:42 | 2nd    | 2-1 W<br>SO |
| Dec. 30, 2014  | vs. Vancouver    | Joe Thornton      | Ryan Miller      | Successful   | 4:36  | 2nd    | 1-3 L       |
| Dec. 30, 2014  | vs. Vancouver    | Joe Pavelski      | Ryan Miller      | Unsuccessful | 8:28  | 1st    | 1-3 L       |
| Nov. 20, 2014  | vs. Florida      | Patrick Marleau   | Roberto Luongo   | Unsuccessful | 13:07 | 3rd    | 2-3 L (SO)  |
| Oct. 18, 2014  | at New Jersey    | Tommy Wingels     | Cory Schneider   | Unsuccessful | 16:16 | 3rd    | 4-2 W       |
| Oct. 19, 2013  | vs. Calgary      | Brent Burns       | Karri Ramo       | Unsuccessful | 4:21  | 1st    | 6-3 W       |
| March 23, 2013 | at Minnesota     | Andrew Desjardins | Niklas Backstrom | Unsuccessful | 3:06  | 1st    | 0-2 L       |
| March 16, 2013 | at Los Angeles   | Tommy Wingels     | Jonathan Bernier | Unsuccessful | 7:58  | 2nd    | 2-5 L       |
| Mar. 4, 2010   | vs. Montreal     | Dan Boyle         | Carey Price      | Unsuccessful | 13:31 | 2nd    | 3-2 W       |
| Dec. 30, 2009  | vs. Washington   | Joe Thornton      | Michael Neuvirth | Successful   | 8:08  | 3rd    | 5-2 W       |
| Dec. 30, 2009  | vs. Washington   | Ryane Clowe       | Michael Neuvirth | Successful   | 16:37 | 2nd    | 5-2 W       |
| Dec. 17, 2009  | vs. Anaheim      | Torrey Mitchell   | J.S. Giguere     | Unsuccessful | 13:40 | 1st    | 4-1 W       |
| Oct. 8, 2009   | vs. Columbus     | Dany Heatley      | Mathieu Garon    | Successful   | 7:08  | 3rd    | 6-3 W       |
| Dec. 29, 2008  | at Dallas        | Patrick Marleau   | Marty Turco      | Unsuccessful | 16:17 | 3rd    | 3-1 W       |
| Mar. 14, 2008  | vs. St. Louis    | Patrick Marleau   | Hannu Toivonen   | Successful   | 13:25 | 1st    | 4-1 W       |
| Mar. 9, 2008   | at Minnesota     | Tomas Pihlhal     | Niklas Backstrom | Successful   | 13:44 | 1st    | 3-2 W<br>SO |
| Dec. 28, 2007  | at St. Louis     | Christian Ehrhoff | Manny Legace     | Unsuccessful | 11:11 | 3rd    | 1-0 W       |
| Dec. 16, 2007  | at Anaheim       | Milan Michalek    | J.S. Giguere     | Unsuccessful | 19:33 | 1st    | 2-1 W<br>SO |
| Nov. 12, 2007  | vs. Phoenix      | Joe Pavelski      | Mikael Tellqvist | Unsuccessful | 8:22  | 1st    | 5-0 W       |
| Mar. 13, 2007  | vs. Chicago      | Bill Guerin       | Patrick Lalime   | Successful   | 19:47 | 3rd    | 7-1 W       |
| Dec. 7, 2006   | vs. Colorado     | Mike Grier        | Jose Theodore    | Unsuccessful | 14:48 | 2nd    | 2-5 L       |
| Feb. 28, 2006  | vs. Detroit      | Nils Ekman        | Manny Legace     | Unsuccessful | 7:06  | 3rd    | 5-1 W       |
| Dec. 20, 2005  | vs. Anaheim      | Jonathan Cheechoo | J.S. Giguere     | Successful   | 5:16  | 3rd    | 4-2 W       |
| Oct. 26, 2005  | at Dallas        | Marcel Goc        | Marty Turco      | Unsuccessful | 17:22 | 1st    | 5-4 W       |



## PENALTY SHOTS

| DATE          | OPPONENT       | PLAYER             | GOALTENDER       | RESULT       | TIME  | PERIOD | SCORE      |
|---------------|----------------|--------------------|------------------|--------------|-------|--------|------------|
| Oct. 8, 2005  | at St. Louis   | Patrick Marleau    | Patrick Lalime   | Successful   | 7:36  | 1st    | 7-6 W      |
| Feb. 23, 2004 | vs. Columbus   | Jonathan Cheechoo  | Pascal Leclaire  | Successful   | :32   | 3rd    | 4-2 W      |
| Dec. 6, 2003  | vs. Dallas     | Nils Ekman         | Ron Tugnutt      | Successful   | 11:59 | 2nd    | 2-1 W      |
| Nov. 15, 2003 | vs. Toronto    | Marco Sturm        | Mikael Tellqvist | Unsuccessful | 10:00 | 1st    | 2-2 T      |
| Mar. 21, 2003 | vs. Boston     | Patrick Marleau    | Steve Shields    | Unsuccessful | 10:14 | 2nd    | 3-2 W      |
| Nov. 11, 2002 | vs. NY Rangers | Patrick Marleau    | Dan Blackburn    | Successful   | 10:02 | 3rd    | 4-5 L      |
| Nov. 24, 2001 | at Los Angeles | Alexander Korolyuk | Jamie Storr      | Unsuccessful | 1:39  | 3rd    | 1-3 L      |
| Jan. 24, 2001 | vs. Edmonton   | Jeff Friesen       | Dominic Roussel  | Unsuccessful | 2:20  | 2nd    | 6-1 W      |
| Jan. 11, 2000 | vs. St. Louis  | Alex Korolyuk      | Roman Turek      | Successful   | 13:12 | 3rd    | 2-5 L      |
| Dec. 30, 1999 | at St. Louis   | Jeff Friesen       | Roman Turek      | Unsuccessful | 7:50  | 2nd    | 1-2 L (OT) |
| Oct. 24, 1999 | at Los Angeles | Mike Ricci         | Stephane Fiset   | Unsuccessful | 19:09 | 2nd    | 3-4 L      |
| Dec. 26, 1998 | vs. Vancouver  | Owen Nolan         | Garth Snow       | Unsuccessful | 6:37  | 2nd    | 2-0 W      |
| Mar. 28, 1996 | vs. Colorado   | Jamie Baker        | Patrick Roy      | Unsuccessful | 13:27 | 1st    | 3-8 L      |
| Mar. 5, 1996  | at Colorado    | Ville Peltonen     | Patrick Roy      | Unsuccessful | 14:41 | 2nd    | 5-3 W      |
| Dec. 5, 1995  | at Colorado    | Kevin Miller       | Stephane Fiset   | Successful   | 19:47 | 3rd    | 2-12 L     |
| Dec. 2, 1995  | vs. Washington | Jeff Friesen       | Jim Carey        | Successful   | 7:33  | 1st    | 5-3 W      |
| Mar. 29, 1994 | vs. Winnipeg   | Sergei Makarov     | Tim Cheveldae    | Successful   | 18:34 | 2nd    | 9-4 W      |

### OPPONENTS (32)

| DATE          | OPPONENT        | PLAYER            | GOALTENDER        | RESULT       | TIME  | PERIOD | SCORE    |
|---------------|-----------------|-------------------|-------------------|--------------|-------|--------|----------|
| Mar. 12, 2016 | vs Washington   | Jay Beagle        | Martin Jones      | Unsuccessful | 19:47 | 2nd    | 5-2 W    |
| Jan. 18, 2015 | vs Ottawa       | Zack Smith        | Alex Stalock      | Successful   | 14:29 | 3rd    | 3-4 L SO |
| Oct. 17, 2015 | at NY Islanders | Mikhail Grabovski | Alex Stalock      | Unsuccessful | 17:47 | 1st    | 3-7 L    |
| Nov. 17, 2013 | at Chicago      | Patrick Sharp     | Antti Niemi       | Successful   | 18:49 | 3RD    | 1-5 L    |
| Oct. 21, 2011 | at New Jersey   | Zach Parise       | Antti Niemi       | Successful   | :36   | 2nd    | 4-3 W SO |
| Dec. 18, 2010 | at St. Louis    | David Backes      | Antero Niittymaki | Successful   | 10:44 | 2nd    | 4-1 W    |
| April 2, 2010 | vs. Phoenix     | James Sheppard    | Evgeni Nabokov    | Unsuccessful | 10:53 | 2nd    | 3-2 W    |
| Feb. 5, 2009  | vs. Carolina    | Matt Cullen       | Evgeni Nabokov    | Successful   | 4:55  | 2nd    | 3-4 L SO |
| Feb. 8, 2008  | vs. Columbus    | Rick Nash         | Evgeni Nabokov    | Unsuccessful | 13:03 | 2nd    | 2-1 W    |
| Dec. 22, 2007 | vs. Anaheim     | Todd Bertuzzi     | Evgeni Nabokov    | Unsuccessful | 13:07 | 1st    | 2-5 L    |
| Nov. 24, 2007 | vs. Los Angeles | Ladislav Nagy     | Evgeni Nabokov    | Unsuccessful | 11:58 | 2nd    | 1-2 L    |
| Nov. 7, 2007  | vs. Dallas      | Sergei Zubov      | Evgeni Nabokov    | Unsuccessful | 6:54  | 1st    | 1-3 L    |
| Feb. 28, 2007 | vs. Nashville   | Martin Erat       | Evgeni Nabokov    | Unsuccessful | 12:07 | 2nd    | 3-4 L SO |
| Feb. 2, 2006  | vs. Minnesota   | Marion Gaborik    | Vesa Toskala      | Successful   | 14:59 | 3rd    | 2-3 L OT |
| Nov. 30, 2005 | at Dallas       | Antti Miettinen   | Evgeni Nabokov    | Successful   | 5:10  | 1st    | 1-4 L    |
| Oct. 29, 2005 | vs. Calgary     | Tony Amonte       | Nolan Schaefer    | Unsuccessful | 9:28  | 1st    | 3-2 W    |
| Dec. 2, 2003  | at Calgary      | Shean Donovan     | Vesa Toskala      | Successful   | 19:06 | 2nd    | 1-2 L    |
| Oct. 18, 2003 | vs. Ottawa      | Marian Hossa      | Evgeni Nabokov    | Successful   | 9:22  | 3rd    | 1-4 L    |
| April 3, 2003 | at Edmonton     | Mike Comrie       | Vesa Toskala      | Unsuccessful | 9:04  | 2nd    | 3-3 T    |
| Mar. 24, 2003 | vs. Tampa Bay   | Martin St. Louis  | Evgeni Nabokov    | Unsuccessful | 17:56 | 3rd    | 1-4 L    |
| Mar. 15, 2003 | vs. Calgary     | Jarome Iginla     | Vesa Toskala      | Unsuccessful | 6:23  | 3rd    | 3-2 W    |
| Feb. 17, 2003 | at Los Angeles  | Ziggy Palffy      | Evgeni Nabokov    | Unsuccessful | 2:12  | 3rd    | 2-3 L    |
| Jan. 8, 2002  | vs. St. Louis   | Sergei Varlamov   | Evgeni Nabokov    | Unsuccessful | 5:11  | 2nd    | 2-6 L    |
| Feb. 26, 2001 | at St. Louis    | Marty Reasoner    | Evgeni Nabokov    | Successful   | 6:39  | 1st    | 2-7 L    |
| Nov. 9, 2000  | at Columbus     | Robert Kron       | Steve Shields     | Unsuccessful | 5:34  | 1st    | 2-5 L    |
| Nov. 1, 2000  | vs. Pittsburgh  | Martin Straka     | Evgeni Nabokov    | Unsuccessful | :40   | 1st    | 3-2 W    |
| Dec. 30, 1999 | at St. Louis    | Pierre Turgeon    | Steve Shields     | Unsuccessful | 19:39 | 3rd    | 1-2 L    |
| Jan. 26, 1999 | vs. St. Louis   | Terry Yake        | Steve Shields     | Unsuccessful | 18:27 | 2nd    | 0-3 L    |
| Nov. 12, 1997 | vs. Vancouver   | Pavel Bure        | Mike Vernon       | Successful   | 6:27  | 1st    | 2-5 L    |
| Mar. 18, 1996 | at Boston       | Rick Tocchet      | Geoff Sarjeant    | Unsuccessful | 9:47  | 1st    | 3-3 T    |
| Nov. 22, 1995 | at Detroit      | Igor Larionov     | Arturs Irbe       | Successful   | 13:30 | 3rd    | 2-5 L    |
| Mar. 15, 1995 | vs. Toronto     | Mats Sundin       | Arturs Irbe       | Successful   | 6:47  | 1st    | 1-2 L    |



## EXTRA ATTACKER GOALS

Active players on Sharks Roster in **bold**

## SHARKS (82)

| DATE           | OPPONENT        | GOAL SCORER         | TIME  | PERIOD | FINAL SCORE |
|----------------|-----------------|---------------------|-------|--------|-------------|
| Feb. 15, 2017  | vs Florida      | Joe Pavelski        | 19:22 | 3rd    | 5-6 L (OT)  |
| Nov. 1, 2016   | at Arizona      | Mikkel Boedker      | 19:48 | 3rd    | 2-3 L       |
| Feb. 24, 2016  | at Colorado     | Joel Ward           | 18:29 | 3rd    | 3-4 L (SO)  |
| Feb. 7, 2015   | vs. Carolina    | Patrick Marleau     | 19:05 | 3rd    | 4-5 L       |
| Dec. 20, 2014  | vs. St. Louis   | Marc-Edouard Vlasic | 19:39 | 3rd    | 3-2 W (OT)  |
| Nov. 20, 2014  | vs. Florida     | Patrick Marleau     | 19:26 | 3rd    | 2-3 L (SO)  |
| Jan. 7, 2014   | at Nashville    | Patrick Marleau     | 18:38 | 3rd    | 2-3 L       |
| Jan. 4, 2014   | at Colorado     | Patrick Marleau     | 10:11 | 2nd    | 3-4 L       |
| Dec. 23, 2013  | vs. Colorado    | Joe Pavelski        | 19:40 | 3rd    | 5-4 W (SO)  |
| Dec. 14, 2013  | at Nashville    | Patrick Marleau     | 19:05 | 3rd    | 2-3 L       |
| Dec. 8, 2013   | at Minnesota    | Patrick Marleau     | 18:19 | 3rd    | 1-3 L       |
| Nov. 14, 2013  | at Vancouver    | Tomas Hertl         | 18:55 | 3rd    | 2-1 W (OT)  |
| Feb. 8, 2012   | vs. Calgary     | Logan Couture       | 6:29  | 2nd    | 3-4 L       |
| Feb. 4, 2012   | at Phoenix      | Patrick Marleau     | 19:27 | 3rd    | 3-5 L       |
| Dec. 13, 2011  | vs. Colorado    | Patrick Marleau     | 19:38 | 3rd    | 3-4 L (SO)  |
| Dec. 1, 2011   | vs. Montreal    | Ryane Clowe         | 18:34 | 3rd    | 4-3 W (SO)  |
| Nov. 26, 2011  | vs. Vancouver   | Patrick Marleau     | 18:45 | 3rd    | 2-3 L       |
| Oct. 21, 2011  | at New Jersey   | Joe Pavelski        | 19:27 | 3rd    | 4-3 W (SO)  |
| March 24, 2011 | at Los Angeles  | Patrick Marleau     | 19:55 | 3rd    | 3-4 L (SO)  |
| March 10, 2011 | vs. Vancouver   | Ryane Clowe         | 19:39 | 3rd    | 4-5 L (SO)  |
| Jan. 13, 2011  | vs. Edmonton    | Ryane Clowe         | 19:11 | 3rd    | 2-5 L       |
| March 19, 2010 | at Calgary      | Dan Boyle           | 18:09 | 3rd    | 3-4 L       |
| Nov. 27, 2009  | at Edmonton     | Ryane Clowe         | 8:28  | 3rd    | 5-4 W SO    |
| Nov. 17, 2009  | at Nashville    | Patrick Marleau     | 19:08 | 3rd    | 3-4 L       |
| Nov. 17, 2009  | at Nashville    | Scott Nichol (SH)   | 14:23 | 1st    | 3-4 L       |
| Jan. 20, 2009  | vs. Vancouver   | Devin Setoguchi     | 19:20 | 3rd    | 2-1 W       |
| Jan. 17, 2009  | vs. Detroit     | Joe Pavelski        | 7:22  | 1st    | 6-5 W       |
| Dec. 31, 2008  | at Minnesota    | Milan Michalek      | 19:34 | 3rd    | 2-3 L OT    |
| Dec. 4, 2008   | vs. Columbus    | Joe Thornton        | 7:41  | 3rd    | 3-2 W       |
| Dec. 2, 2008   | vs. Toronto     | Joe Thornton        | 6:35  | 1st    | 5-2 W       |
| March 28, 2008 | at Anaheim      | Jeremy Roenick      | 11:10 | 2nd    | 3-1 W       |
| Jan. 30, 2008  | at Calgary      | Jonathan Cheechoo   | 18:59 | 3rd    | 4-5 L       |
| Oct. 13, 2007  | vs. Boston      | Milan Michalek      | 19:22 | 3rd    | 1-2 L       |
| Oct. 4, 2007   | at Edmonton     | Joe Thornton        | 19:49 | 3rd    | 2-3 L SO    |
| April 7, 2007  | vs. Vancouver   | Jonathan Cheechoo   | :34   | 3rd    | 3-4 L OT    |
| Jan. 6, 2007   | vs. Columbus    | Ryane Clowe         | 5:24  | 3rd    | 5-2 W       |
| Dec. 26, 2006  | vs. Anaheim     | Patrick Marleau     | 18:52 | 1st    | 3-4 L       |
| Dec. 26, 2006  | vs. Anaheim     | Christian Ehrhoff   | 11:25 | 1st    | 3-4 L       |
| Jan. 21, 2006  | at Los Angeles  | Joe Thornton        | 19:31 | 3rd    | 4-3 W OT    |
| Oct. 29, 2005  | vs. Calgary     | Brad Stuart         | 19:37 | 3rd    | 3-2 W SO    |
| Oct. 26, 2005  | at Dallas       | Marco Sturm         | 19:40 | 3rd    | 5-4 W OT    |
| April 4, 2004  | vs. Los Angeles | Brad Stuart         | 19:40 | 3rd    | 4-3 W OT    |
| March 16, 2004 | at Dallas       | Jonathan Cheechoo   | 19:26 | 3rd    | 3-3 T       |
| April 3, 2003  | at Edmonton     | Teemu Selanne       | 19:19 | 3rd    | 3-3 T       |
| March 29, 2003 | vs. Dallas      | Marco Sturm         | 17:07 | 2nd    | 3-4 L       |
| Nov. 11, 2002  | vs. NY Rangers  | Mike Ricci          | 4:35  | 3rd    | 4-5 L       |
| Oct. 19, 2002  | vs. Colorado    | Mike Ricci          | 11:53 | 1st    | 1-3 L       |
| Oct. 22, 2001  | at NY Rangers   | Brad Stuart         | 9:30  | 1st    | 5-1 W       |
| Oct. 20, 2001  | at NY Islanders | Vincent Damphousse  | 19:54 | 3rd    | 2-2 T       |
| Oct. 11, 2001  | vs. Tampa Bay   | Owen Nolan          | 17:51 | 2nd    | 4-3 W       |
| April 7, 2001  | vs. Dallas      | Mike Ricci          | 19:56 | 3rd    | 4-5 L OT    |
| March 22, 2001 | vs. Ottawa      | Patrick Marleau     | 19:46 | 3rd    | 1-2 L       |
| Jan. 11, 2001  | vs. St. Louis   | Stephane Matteau    | 6:09  | 1st    | 6-3 W       |
| Jan. 1, 2001   | at Phoenix      | Tony Granato        | 6:01  | 3rd    | 3-2 W       |
| Nov. 8, 2000   | at Chicago      | Marco Sturm         | 19:50 | 3rd    | 3-2 W OT    |
| March 15, 2000 | vs. Buffalo     | Vincent Damphousse  | 19:32 | 3rd    | 6-5 W OT    |
| March 13, 2000 | vs. Calgary     | Vincent Damphousse  | 3:35  | 2nd    | 5-3 W       |
| Dec. 6, 1999   | vs. Tampa Bay   | Vincent Damphousse  | 15:45 | 2nd    | 3-3 T       |
| March 31, 1999 | vs. Colorado    | Mike Ricci          | 15:41 | 2nd    | 2-3 L       |



## EXTRA ATTACKER GOALS

| DATE           | OPPONENT           | GOAL SCORER     | TIME  | PERIOD | FINAL SCORE |
|----------------|--------------------|-----------------|-------|--------|-------------|
| Jan. 16, 1999  | vs. Calgary        | Patrick Marleau | 19:59 | 3rd    | 3-3 T       |
| Jan. 24, 1998  | vs. Florida        | John MacLean    | 19:44 | 3rd    | 1-1 T       |
| April 2, 1997  | vs. Anaheim        | Marty McSorley  | 19:38 | 3rd    | 5-5 T       |
| Nov. 15, 1997  | v. Phoenix         | Marco Sturm     | 18:55 | 3rd    | 2-3 L       |
| Oct. 22, 1996  | at Toronto         | Andrei Nazarov  | 19:29 | 3rd    | 3-4 L       |
| Oct. 5, 1996   | vs. N.Y. Islanders | Bernie Nicholls | 19:44 | 3rd    | 2-2 T       |
| Feb. 17, 1996  | at N.Y. Islanders  | Shean Donovan   | 19:22 | 3rd    | 2-4 L       |
| Dec. 22, 1995  | vs. Los Angeles    | Viktor Kozlov   | 10:42 | 1st    | 4-3 W       |
| Dec. 17, 1995  | at Dallas          | Kevin Miller    | 14:41 | 2nd    | 2-4 L       |
| Dec. 2, 1995   | vs. Washington     | Owen Nolan      | 14:13 | 1st    | 5-3 W       |
| Nov. 2, 1995   | vs. New Jersey     | Kevin Miller    | 19:51 | 3rd    | 3-3 T       |
| Oct. 30, 1995  | at Vancouver       | Kevin Miller    | 19:45 | 3rd    | 3-4 L       |
| Oct. 22, 1995  | at Edmonton        | Ulf Dahlen      | 19:48 | 3rd    | 1-1 T       |
| Oct. 14, 1995  | vs. Vancouver      | Igor Larionov   | 19:37 | 3rd    | 6-7 L       |
| April 19, 1995 | at Dallas          | Sergei Makarov  | 19:11 | 3rd    | 5-5 T       |
| April 2, 1995  | at Anaheim         | Jeff Friesen    | 19:59 | 3rd    | 4-5 L       |
| Feb. 15, 1995  | vs. Vancouver      | Ray Whitney     | 9:40  | 1st    | 3-1 W       |
| Feb. 19, 1994  | vs. Los Angeles    | Jason More      | 11:36 | 2nd    | 4-3 W       |
| April 4, 1993  | vs. Calgary        | Jeff Odgers     | 19:30 | 3rd    | 3-4 L       |
| Feb. 1, 1993   | vs. Tampa Bay      | Johan Garpenlov | 19:13 | 3rd    | 4-5 L       |
| Jan. 10, 1993  | at Ottawa          | Jeff Odgers     | 18:02 | 3rd    | 2-3 L       |
| Nov. 29, 1992  | at Calgary         | Kelly Kisio     | 19:10 | 3rd    | 4-3 W (OT)  |
| Feb. 28, 1992  | vs. Montreal       | Pat Falloon     | 19:59 | 3rd    | 3-3 T       |

## OPPONENTS (66)

| DATE           | OPPONENT         | GOAL SCORER       | TIME  | PERIOD | FINAL SCORE |
|----------------|------------------|-------------------|-------|--------|-------------|
| March 6, 2017  | at Winnipeg      | Mark Scheifele    | 19:53 | 3rd    | 2-3 L       |
| Jan. 16, 2017  | at Winnipeg      | Mark Scheifele    | 19:41 | 3rd    | 2-5 L       |
| Dec. 2, 2016   | vs. Montreal     | Artturi Lehkonen  | 18:43 | 3rd    | 1-2 L       |
| Nov. 25, 2016  | vs. NY Islanders | Nick Leddy        | 19:02 | 3rd    | 2-3 L       |
| Jan. 11, 2016  | at Calgary       | Michael Ferland   | 16:19 | 3rd    | 5-4 W       |
| Feb. 15, 2015  | vs. Tampa Bay    | Steven Stamkos    | 19:44 | 1st    | 2-5 L       |
| Jan. 21, 2015  | vs. Los Angeles  | Jeff Carter       | 19:37 | 3rd    | 4-2 W       |
| Jan. 3, 2015   | vs. St. Louis    | Alex Steen        | 19:16 | 1st    | 2-7 L       |
| Dec. 10, 2013  | vs. NY Islanders | Kyle Okposo       | 18:23 | 3rd    | 2-3 L (SO)  |
| Dec. 11, 2011  | at Chicago       | Andrew Brunette   | 18:54 | 3rd    | 2-3 L (OT)  |
| April 6, 2011  | at Anaheim       | Corey Perry       | 6:46  | 2nd    | 2-6 L       |
| Feb. 23, 2011  | at Pittsburgh    | Tyler Kennedy     | 19:10 | 3rd    | 3-2 W (OT)  |
| Dec. 21, 2010  | vs. Edmonton     | Ryan Whitney      | 18:01 | 3rd    | 2-1 W       |
| Nov. 13, 2010  | vs. Calgary      | Jarome Iginla     | 19:23 | 3rd    | 4-3 W       |
| Dec. 22, 2009  | at Chicago       | Marian Hossa      | 18:09 | 3rd    | 3-2 W       |
| Dec. 3, 2009   | vs. St. Louis    | Carlo Colaiacovo  | 19:53 | 3rd    | 2-3 L (SO)  |
| March 7, 2009  | at Vancouver     | Alexander Edler   | 3:15  | 1st    | 1-3 L       |
| Feb. 13, 2009  | at Buffalo       | Jason Pominville  | 19:56 | 3rd    | 5-6 L (SO)  |
| Jan. 31, 2009  | vs. Chicago      | Jonathan Toews    | :48   | 1st    | 2-4 L       |
| Jan. 3, 2009   | vs. NY Islanders | Thomas Pock       | 18:57 | 3rd    | 5-3 W       |
| Dec. 6, 2008   | vs. Edmonton     | Dustin Penner     | 17:49 | 2nd    | 2-3 L       |
| Oct. 22, 2008  | at Philadelphia  | Daniel Briere     | 18:55 | 3rd    | 7-6 W (SO)  |
| April 6, 2008  | at Dallas        | Mattias Norstrom  | 19:47 | 2nd    | 2-4 L       |
| March 19, 2008 | vs. Minnesota    | Marian Gaborik    | 19:31 | 3rd    | 4-3 W (SO)  |
| March 9, 2008  | at Minnesota     | Brian Rolston     | 19:31 | 3rd    | 3-2 W (SO)  |
| Feb. 12, 2008  | vs. Calgary      | Dion Phaneuf      | 19:10 | 3rd    | 3-4 L (OT)  |
| Jan. 13, 2008  | at Anaheim       | Doug Weight       | 19:32 | 3rd    | 3-4 L (OT)  |
| Dec. 26, 2007  | at Los Angeles   | Lubomir Visnovsky | 19:32 | 3rd    | 3-2 W       |
| Jan. 30, 2007  | vs. Dallas       | Phillipe Boucher  | 19:57 | 3rd    | 2-3 L (SO)  |
| Nov. 13, 2006  | at Los Angeles   | Alexander Frolov  | 19:19 | 1st    | 2-4 L       |
| Oct. 12, 2006  | at Edmonton      | Patrick Thoresen  | 3:20  | 1st    | 4-6 L       |
| Oct. 5, 2006   | vs. St. Louis    | Bill Guerin       | 19:54 | 3rd    | 5-4 W (OT)  |
| March 26, 2006 | at Chicago       | Kyle Calder       | 18:48 | 3rd    | 5-4 W       |





## EXTRA ATTACKER GOALS

| DATE           | OPPONENT         | GOAL SCORER       | TIME  | PERIOD | FINAL SCORE |
|----------------|------------------|-------------------|-------|--------|-------------|
| March 11, 2006 | vs. Nashville    | Paul Kariya       | 19:49 | 3rd    | 3-2 W       |
| Feb. 12, 2006  | at Phoenix       | Steven Reinprecht | 16:18 | 3rd    | 5-4 W       |
| Feb. 1, 2006   | at Anaheim       | Dustin Penner     | 19:37 | 3rd    | 4-6 W       |
| Jan. 8, 2004   | vs. Columbus     | Mark Hartigan     | 14:11 | 2nd    | 3-2 L (OT)  |
| Dec. 17, 2003  | at Detroit       | Pavel Datsyuk     | 19:41 | 3rd    | 2-3 L (OT)  |
| Nov. 6, 2003   | at Boston        | Sergei Samsonov   | 19:46 | 3rd    | 5-5 T       |
| Jan. 22, 2003  | vs. New Jersey   | Joe Nieuwendyk    | 19:47 | 3rd    | 4-5 L (OT)  |
| Nov. 25, 2002  | at St. Louis     | Scott Mellanby    | 16:01 | 3rd    | 4-1 W       |
| March 16, 2002 | vs. Chicago      | Steve Sullivan    | 19:22 | 3rd    | 2-2 T       |
| Dec. 23, 2001  | at Nashville     | Petr Tenkrat      | 19:25 | 3rd    | 1-1 T       |
| Oct. 11, 2001  | vs. Tampa Bay    | Fredrik Modin     | 18:56 | 3rd    | 4-3 W       |
| Jan. 1, 2001   | at Phoenix       | Keith Tkachuk     | 18:17 | 3rd    | 3-2 W       |
| Dec. 28, 2000  | vs. Edmonton     | Daniel Cleary     | 18:58 | 3rd    | 2-2 T       |
| Dec. 12, 2000  | vs. N.Y. Rangers | Mark Messier      | 19:27 | 3rd    | 3-2 W       |
| Oct. 11, 1999  | at Anaheim       | Fredrik Olausson  | 19:02 | 1st    | 3-5 L       |
| April 12, 1999 | vs. Edmonton     | Todd Marchant     | 19:42 | 3rd    | 4-5 L (OT)  |
| March 26, 1999 | at Ottawa        | Wade Redden       | 19:14 | 3rd    | 1-1 T       |
| April 11, 1998 | vs. Vancouver    | Bret Hedican      | 3:44  | 3rd    | 1-1 T       |
| Jan. 6, 1998   | vs. St. Louis    | Jim Campbell      | 14:26 | 2nd    | 5-1 L       |
| Dec. 10, 1997  | vs. Washington   | Peter Bondra      | 19:31 | 3rd    | 3-3 T       |
| March 17, 1996 | at Philadelphia  | Dale Hawerchuk    | 11:56 | 3rd    | 2-8 L       |
| March 5, 1996  | at Colorado      | Joe Sakic         | 19:18 | 3rd    | 5-3 W       |
| Nov. 8, 1995   | at Buffalo       | Donald Audette    | 15:25 | 2nd    | 2-7 L       |
| Oct. 14, 1995  | vs. Vancouver    | Alex Mogilny      | 16:56 | 3rd    | 6-7 L       |
| March 28, 1995 | vs. Winnipeg     | Igor Korolev      | 19:13 | 3rd    | 6-5 W (OT)  |
| March 23, 1995 | vs. Anaheim      | Steve Rucchin     | 12:47 | 2nd    | 3-6 L       |
| April 5, 1994  | at Los Angeles   | Luc Robitaille    | 18:43 | 3rd    | 2-1 W       |
| March 20, 1994 | vs. Los Angeles  | Wayne Gretzky     | 19:11 | 3rd    | 6-6 T       |
| Feb. 17, 1994  | vs. Quebec       | Mike Ricci        | 17:02 | 1st    | 2-8 L       |
| Dec. 3, 1993   | vs. Winnipeg     | Keith Tkachuk     | 19:16 | 3rd    | 3-3 T       |
| Nov. 9, 1993   | vs. Toronto      | Dave Ellett       | 19:37 | 3rd    | 2-2 T       |
| Oct. 28, 1993  | vs. Anaheim      | Bob Corkum        | 19:16 | 3rd    | 4-3 W       |





Bob Errey

## ALL-TIME OVERTIME RECORDS (1991-92 TO 1998-99)

| TEAM         | HOME      |          |           |           |           | ROAD      |          |          |           |           | OVERALL   |           |           |           |           |
|--------------|-----------|----------|-----------|-----------|-----------|-----------|----------|----------|-----------|-----------|-----------|-----------|-----------|-----------|-----------|
|              | GP        | W        | L         | T         | PTS       | GP        | W        | L        | T         | PTS       | GP        | W         | L         | T         | PTS       |
| ANA          | 2         | 0        | 0         | 2         | 2         | 2         | 1        | 0        | 1         | 3         | 4         | 1         | 0         | 3         | 5         |
| ATL          | 0         | 0        | 0         | 0         | 0         | 0         | 0        | 0        | 0         | 0         | 0         | 0         | 0         | 0         | 0         |
| BOS          | 2         | 0        | 0         | 2         | 2         | 2         | 0        | 0        | 2         | 2         | 4         | 0         | 0         | 4         | 4         |
| BUF          | 3         | 0        | 0         | 3         | 3         | 0         | 0        | 0        | 0         | 0         | 3         | 0         | 0         | 3         | 3         |
| CAR          | 0         | 0        | 0         | 0         | 0         | 0         | 0        | 0        | 0         | 0         | 0         | 0         | 0         | 0         | 0         |
| CBJ          | 0         | 0        | 0         | 0         | 0         | 0         | 0        | 0        | 0         | 0         | 0         | 0         | 0         | 0         | 0         |
| CGY          | 3         | 0        | 1         | 2         | 2         | 5         | 2        | 1        | 2         | 6         | 8         | 2         | 2         | 4         | 8         |
| CHI          | 0         | 0        | 0         | 0         | 0         | 2         | 0        | 0        | 2         | 2         | 2         | 0         | 0         | 2         | 2         |
| COL          | 3         | 1        | 2         | 0         | 2         | 1         | 0        | 0        | 1         | 1         | 4         | 1         | 2         | 1         | 3         |
| DAL          | 0         | 0        | 0         | 0         | 0         | 2         | 0        | 0        | 2         | 2         | 2         | 0         | 0         | 2         | 2         |
| DET          | 2         | 0        | 0         | 2         | 2         | 0         | 0        | 0        | 0         | 0         | 2         | 0         | 0         | 2         | 2         |
| EDM          | 3         | 0        | 1         | 2         | 2         | 3         | 0        | 0        | 3         | 3         | 6         | 0         | 1         | 5         | 5         |
| FLA          | 2         | 0        | 0         | 2         | 2         | 4         | 0        | 0        | 4         | 4         | 6         | 0         | 0         | 6         | 6         |
| LAK          | 6         | 1        | 2         | 3         | 5         | 2         | 1        | 0        | 1         | 3         | 8         | 2         | 2         | 4         | 8         |
| MIN          | 0         | 0        | 0         | 0         | 0         | 0         | 0        | 0        | 0         | 0         | 0         | 0         | 0         | 0         | 0         |
| MTL          | 4         | 1        | 1         | 2         | 4         | 2         | 0        | 0        | 2         | 2         | 6         | 1         | 1         | 4         | 6         |
| NJD          | 1         | 0        | 0         | 1         | 1         | 1         | 0        | 0        | 1         | 1         | 2         | 0         | 0         | 2         | 2         |
| NSH          | 0         | 0        | 0         | 0         | 0         | 0         | 0        | 0        | 0         | 0         | 0         | 0         | 0         | 0         | 0         |
| NYI          | 1         | 0        | 0         | 1         | 1         | 2         | 1        | 0        | 1         | 3         | 3         | 1         | 0         | 2         | 4         |
| NYR          | 1         | 0        | 0         | 1         | 1         | 3         | 0        | 2        | 1         | 3         | 4         | 0         | 2         | 2         | 4         |
| OTT          | 1         | 1        | 0         | 0         | 2         | 4         | 0        | 0        | 4         | 4         | 5         | 1         | 0         | 4         | 6         |
| PHI          | 2         | 0        | 1         | 1         | 1         | 2         | 1        | 0        | 1         | 3         | 4         | 1         | 1         | 2         | 4         |
| PHX          | 5         | 2        | 1         | 2         | 6         | 4         | 0        | 1        | 3         | 3         | 9         | 2         | 2         | 5         | 9         |
| PIT          | 1         | 0        | 0         | 1         | 1         | 1         | 0        | 0        | 1         | 1         | 2         | 0         | 0         | 2         | 2         |
| STL          | 1         | 0        | 0         | 1         | 1         | 0         | 0        | 0        | 0         | 0         | 1         | 0         | 0         | 1         | 1         |
| TBL          | 1         | 0        | 1         | 0         | 0         | 0         | 0        | 0        | 0         | 0         | 1         | 0         | 1         | 0         | 0         |
| TOR          | 2         | 0        | 0         | 2         | 2         | 1         | 0        | 0        | 1         | 1         | 3         | 0         | 0         | 3         | 3         |
| VAN          | 5         | 0        | 0         | 5         | 5         | 2         | 0        | 1        | 1         | 1         | 7         | 0         | 1         | 6         | 6         |
| WSH          | 1         | 0        | 0         | 1         | 1         | 0         | 0        | 0        | 0         | 0         | 1         | 0         | 0         | 1         | 1         |
| <b>TOTAL</b> | <b>52</b> | <b>6</b> | <b>10</b> | <b>36</b> | <b>48</b> | <b>46</b> | <b>7</b> | <b>5</b> | <b>34</b> | <b>48</b> | <b>98</b> | <b>13</b> | <b>15</b> | <b>70</b> | <b>96</b> |

Teams received two points for an overtime win, one point for an overtime tie and zero points for an overtime loss.



Vincent Damphousse

## ALL-TIME OVERTIME RECORDS (1999-00 TO 2003-04)

| TEAM         | HOME      |           |           |           |           | ROAD      |          |           |           |           | OVERALL   |           |           |           |            |
|--------------|-----------|-----------|-----------|-----------|-----------|-----------|----------|-----------|-----------|-----------|-----------|-----------|-----------|-----------|------------|
|              | GP        | W         | L         | T         | PTS       | GP        | W        | L         | T         | PTS       | GP        | W         | L         | T         | PTS        |
| ANA          | 2         | 1         | 1         | 0         | 3         | 2         | 0        | 1         | 1         | 2         | 4         | 1         | 2         | 1         | 5          |
| ATL          | 1         | 0         | 0         | 1         | 1         | 2         | 0        | 1         | 1         | 2         | 3         | 0         | 1         | 2         | 3          |
| BOS          | 0         | 0         | 0         | 0         | 0         | 1         | 0        | 0         | 1         | 1         | 1         | 0         | 0         | 1         | 1          |
| BUF          | 1         | 0         | 0         | 1         | 1         | 0         | 0        | 0         | 0         | 0         | 1         | 0         | 0         | 1         | 1          |
| CAR          | 0         | 0         | 0         | 0         | 0         | 0         | 0        | 0         | 0         | 0         | 0         | 0         | 0         | 0         | 0          |
| CBJ          | 2         | 1         | 1         | 0         | 3         | 1         | 1        | 0         | 0         | 2         | 3         | 2         | 1         | 0         | 5          |
| CGY          | 2         | 0         | 0         | 2         | 2         | 3         | 0        | 1         | 2         | 3         | 5         | 0         | 1         | 4         | 5          |
| CHI          | 5         | 1         | 1         | 3         | 6         | 3         | 1        | 2         | 0         | 4         | 8         | 2         | 3         | 3         | 10         |
| COL          | 1         | 0         | 0         | 1         | 1         | 4         | 1        | 0         | 3         | 5         | 5         | 1         | 0         | 4         | 6          |
| DAL          | 4         | 1         | 2         | 1         | 5         | 2         | 0        | 0         | 2         | 2         | 6         | 1         | 2         | 3         | 7          |
| DET          | 2         | 0         | 1         | 1         | 2         | 2         | 0        | 1         | 1         | 2         | 4         | 0         | 2         | 2         | 4          |
| EDM          | 4         | 2         | 0         | 2         | 6         | 5         | 0        | 0         | 5         | 5         | 9         | 2         | 0         | 7         | 11         |
| FLA          | 0         | 0         | 0         | 0         | 0         | 1         | 0        | 0         | 1         | 1         | 1         | 0         | 0         | 1         | 1          |
| LAK          | 3         | 3         | 0         | 0         | 6         | 5         | 0        | 2         | 3         | 5         | 8         | 3         | 2         | 3         | 11         |
| MIN          | 1         | 0         | 0         | 1         | 1         | 2         | 0        | 1         | 1         | 2         | 3         | 0         | 1         | 2         | 3          |
| MTL          | 2         | 1         | 1         | 0         | 3         | 0         | 0        | 0         | 0         | 0         | 2         | 1         | 1         | 0         | 3          |
| NJD          | 2         | 1         | 1         | 0         | 3         | 1         | 0        | 1         | 0         | 1         | 3         | 1         | 2         | 0         | 4          |
| NSH          | 1         | 0         | 0         | 1         | 1         | 2         | 0        | 1         | 1         | 2         | 3         | 0         | 1         | 2         | 3          |
| NYI          | 1         | 0         | 1         | 0         | 1         | 1         | 0        | 0         | 1         | 1         | 2         | 0         | 1         | 1         | 2          |
| NYR          | 1         | 0         | 0         | 1         | 1         | 1         | 0        | 1         | 0         | 1         | 2         | 0         | 1         | 1         | 2          |
| OTT          | 0         | 0         | 0         | 0         | 0         | 0         | 0        | 0         | 0         | 0         | 0         | 0         | 0         | 0         | 0          |
| PHI          | 1         | 0         | 0         | 1         | 1         | 1         | 0        | 0         | 1         | 1         | 2         | 0         | 0         | 2         | 2          |
| PHX          | 3         | 0         | 1         | 2         | 3         | 3         | 2        | 1         | 0         | 5         | 6         | 2         | 2         | 2         | 8          |
| PIT          | 1         | 0         | 0         | 1         | 1         | 0         | 0        | 0         | 0         | 0         | 1         | 0         | 0         | 1         | 1          |
| STL          | 1         | 0         | 1         | 0         | 1         | 3         | 1        | 1         | 1         | 4         | 4         | 1         | 2         | 1         | 5          |
| TBL          | 1         | 0         | 0         | 1         | 1         | 2         | 0        | 1         | 1         | 2         | 3         | 0         | 1         | 2         | 3          |
| TOR          | 1         | 0         | 0         | 1         | 1         | 1         | 0        | 0         | 1         | 1         | 2         | 0         | 0         | 2         | 2          |
| VAN          | 0         | 0         | 0         | 0         | 0         | 4         | 0        | 1         | 3         | 4         | 4         | 0         | 1         | 3         | 4          |
| WSH          | 0         | 0         | 0         | 0         | 0         | 0         | 0        | 0         | 0         | 0         | 0         | 0         | 0         | 0         | 0          |
| <b>TOTAL</b> | <b>44</b> | <b>11</b> | <b>11</b> | <b>22</b> | <b>55</b> | <b>51</b> | <b>6</b> | <b>16</b> | <b>29</b> | <b>57</b> | <b>95</b> | <b>17</b> | <b>27</b> | <b>51</b> | <b>112</b> |

Teams received two points for an overtime win and one point for either an overtime loss or tie.



## ALL-TIME OVERTIME RECORDS (2005-06 TO PRESENT)

| TEAM  | HOME |    |    |     |     |     | ROAD |    |    |     |     |     | OVERALL |    |    |     |     |     |
|-------|------|----|----|-----|-----|-----|------|----|----|-----|-----|-----|---------|----|----|-----|-----|-----|
|       | GP   | W  | L  | SOW | SOL | PTS | GP   | W  | L  | SOW | SOL | PTS | GP      | W  | L  | SOW | SOL | PTS |
| ANA   | 5    | 1  | 1  | 2   | 1   | 8   | 8    | 2  | 3  | 2   | 1   | 12  | 13      | 3  | 4  | 4   | 2   | 20  |
| ARI   | 13   | 1  | 1  | 4   | 7   | 18  | 5    | 1  | 2  | 2   | 0   | 8   | 18      | 2  | 3  | 6   | 7   | 26  |
| BOS   | 2    | 0  | 1  | 0   | 1   | 2   | 0    | 0  | 0  | 0   | 0   | 0   | 2       | 0  | 1  | 0   | 1   | 2   |
| BUF   | 1    | 0  | 0  | 0   | 1   | 1   | 3    | 1  | 1  | 0   | 1   | 4   | 4       | 1  | 1  | 0   | 2   | 5   |
| CAR   | 2    | 0  | 1  | 0   | 1   | 2   | 0    | 0  | 0  | 0   | 0   | 0   | 2       | 0  | 1  | 0   | 1   | 2   |
| CBJ   | 2    | 1  | 1  | 0   | 0   | 3   | 4    | 0  | 2  | 2   | 0   | 6   | 6       | 1  | 3  | 2   | 0   | 9   |
| CGY   | 6    | 0  | 3  | 2   | 1   | 8   | 5    | 2  | 1  | 1   | 1   | 8   | 11      | 2  | 4  | 3   | 2   | 16  |
| CHI   | 5    | 2  | 1  | 2   | 0   | 9   | 6    | 1  | 3  | 1   | 1   | 8   | 11      | 3  | 4  | 3   | 1   | 17  |
| COL   | 5    | 1  | 0  | 4   | 0   | 10  | 7    | 0  | 4  | 1   | 2   | 8   | 12      | 1  | 4  | 5   | 2   | 18  |
| DAL   | 11   | 3  | 0  | 1   | 7   | 15  | 8    | 3  | 2  | 1   | 2   | 12  | 19      | 6  | 2  | 2   | 9   | 27  |
| DET   | 2    | 1  | 0  | 0   | 1   | 3   | 5    | 0  | 1  | 3   | 1   | 8   | 7       | 1  | 1  | 3   | 2   | 11  |
| EDM   | 8    | 1  | 1  | 2   | 4   | 11  | 6    | 0  | 1  | 2   | 3   | 8   | 14      | 1  | 2  | 4   | 7   | 19  |
| FLA   | 3    | 0  | 2  | 0   | 1   | 3   | 1    | 0  | 0  | 1   | 0   | 2   | 4       | 0  | 2  | 1   | 1   | 5   |
| LAK   | 10   | 1  | 3  | 5   | 1   | 16  | 6    | 1  | 1  | 2   | 2   | 9   | 16      | 2  | 4  | 7   | 3   | 25  |
| MIN   | 4    | 1  | 1  | 1   | 1   | 6   | 6    | 2  | 1  | 1   | 2   | 9   | 10      | 3  | 2  | 2   | 3   | 15  |
| MTL   | 1    | 0  | 0  | 1   | 0   | 2   | 0    | 0  | 0  | 0   | 0   | 0   | 1       | 0  | 0  | 1   | 0   | 2   |
| NJD   | 0    | 0  | 0  | 0   | 0   | 0   | 2    | 0  | 0  | 2   | 0   | 4   | 2       | 0  | 0  | 2   | 0   | 4   |
| NSH   | 9    | 3  | 2  | 2   | 2   | 14  | 3    | 1  | 1  | 1   | 0   | 5   | 12      | 4  | 3  | 3   | 2   | 19  |
| NYI   | 2    | 0  | 0  | 1   | 1   | 3   | 2    | 1  | 0  | 0   | 1   | 3   | 4       | 1  | 0  | 1   | 2   | 6   |
| NYR   | 2    | 1  | 0  | 0   | 1   | 3   | 0    | 0  | 0  | 0   | 0   | 0   | 2       | 1  | 0  | 0   | 1   | 3   |
| OTT   | 2    | 1  | 0  | 0   | 1   | 3   | 1    | 0  | 0  | 1   | 0   | 2   | 3       | 1  | 0  | 1   | 1   | 5   |
| PHI   | 1    | 1  | 0  | 0   | 0   | 2   | 5    | 1  | 1  | 3   | 0   | 9   | 6       | 2  | 1  | 3   | 0   | 11  |
| PIT   | 2    | 0  | 0  | 2   | 0   | 4   | 4    | 1  | 0  | 1   | 2   | 6   | 6       | 1  | 0  | 3   | 2   | 10  |
| STL   | 7    | 3  | 1  | 1   | 2   | 11  | 1    | 0  | 0  | 0   | 1   | 1   | 8       | 3  | 1  | 1   | 3   | 12  |
| TBL   | 0    | 0  | 0  | 0   | 0   | 0   | 1    | 0  | 1  | 0   | 0   | 1   | 1       | 0  | 1  | 0   | 0   | 1   |
| TOR   | 0    | 0  | 0  | 0   | 0   | 0   | 2    | 1  | 0  | 1   | 0   | 4   | 2       | 1  | 0  | 1   | 0   | 4   |
| VAN   | 5    | 1  | 3  | 0   | 1   | 6   | 5    | 2  | 0  | 3   | 0   | 10  | 10      | 3  | 3  | 3   | 1   | 16  |
| WSH   | 2    | 0  | 1  | 0   | 1   | 2   | 3    | 0  | 0  | 3   | 0   | 6   | 5       | 0  | 1  | 3   | 1   | 8   |
| WPG   | 0    | 0  | 0  | 0   | 0   | 0   | 1    | 0  | 0  | 0   | 1   | 1   | 1       | 0  | 0  | 0   | 1   | 1   |
| TOTAL | 112  | 23 | 23 | 30  | 36  | 165 | 100  | 20 | 25 | 34  | 21  | 154 | 212     | 43 | 48 | 64  | 57  | 319 |

Teams received two points for either an overtime or shootout win and one point for either an overtime or shootout loss.

## OVERTIME VICTORIES (73)

| DATE           | OPPONENT         | GWG                 | GOALTENDER        | TIME | SCORE |
|----------------|------------------|---------------------|-------------------|------|-------|
| Mar. 28, 2017  | vs. N.Y. Rangers | Brent Burns         | Henrik Lundqvist  | 3:10 | 5-4   |
| Jan. 21, 2017  | vs Colorado      | David Schlemko      | Spencer Martin    | 1:18 | 3-2   |
| Dec. 27, 2016  | at Anaheim       | Brent Burns         | John Gibson       | 2:46 | 3-2   |
| Dec. 23, 2016  | vs Edmonton      | Kevin Labanc        | Cam Talbot        | 3:22 | 3-2   |
| Nov. 29, 2016  | vs Arizona       | Brent Burns         | Mike Smith        | 0:19 | 2-1   |
| Oct. 25, 2016  | vs Anaheim       | Marc-Edouard Vlasic | John Gibson       | 1:24 | 2-1   |
| Mar. 7, 2016   | at Calgary       | Joe Pavelski        | Jonii Orto        | 0:19 | 2-1   |
| Jan. 16, 2016  | vs Dallas        | Tomas Hertl         | Antti Niemi       | 1:12 | 4-3   |
| Dec. 17, 2015  | at Toronto       | Brent Burns         | Jonathan Bernier  | 2:13 | 5-4   |
| Nov. 19, 2015  | at Philadelphia  | Melker Karlsson     | Steve Mason       | 3:45 | 1-0   |
| Nov. 14, 2015  | at Buffalo       | Patrick Marleau     | Chad Johnson      | 2:59 | 2-1   |
| Jan. 6, 2015   | at Minnesota     | Marc-Edouard Vlasic | Darcy Kuemper     | 3:09 | 4-3   |
| Dec. 20, 2014  | vs. St. Louis    | Brent Burns         | Jake Allen        | 4:22 | 3-2   |
| Feb. 5, 2014   | vs. Dallas       | Tommy Wingels       | Kari Lehtonen     | 1:52 | 2-1   |
| Jan. 25, 2014  | vs. Minnesota    | Joe Thornton        | Darcy Kuemper     | 3:30 | 3-2   |
| Nov. 14, 2013  | at Vancouver     | Dan Boyle           | Roberto Luongo    | 2:38 | 2-1   |
| Nov. 12, 2013  | at Calgary       | Brad Stuart         | Reto Berra        | 1:13 | 3-2   |
| April 7, 2012  | vs. Los Angeles  | Dan Boyle           | Jonathan Quick    | 3:58 | 3-2   |
| March 17, 2012 | vs. Detroit      | Martin Havlat       | Jimmy Howard      | 3:23 | 3-2   |
| Oct. 29, 2011  | at NY Islanders  | Brent Burns         | Rick DiPietro     | 1:07 | 3-2   |
| March 8, 2011  | vs. Nashville    | Patrick Marleau     | Pekka Rinne       | 3:24 | 3-2   |
| Feb. 23, 2011  | at Pittsburgh    | Patrick Marleau     | Marc-Andre Fleury | 4:56 | 3-2   |



## OVERTIME VICTORIES (73)

| DATE                  | OPPONENT            | GWG                  | GOALTENDER              | TIME        | SCORE      |
|-----------------------|---------------------|----------------------|-------------------------|-------------|------------|
| Feb. 15, 2011         | at Nashville        | Patrick Marleau      | Pekka Rinne             | 3:53        | 2-1        |
| <b>Dec. 16, 2010</b>  | <b>at Dallas</b>    | <b>Logan Couture</b> | <b>Kari Lehtonen</b>    | <b>1:20</b> | <b>4-3</b> |
| Dec. 11, 2010         | vs. Chicago         | Ryane Clowe          | Corey Crawford          | 3:52        | 2-1        |
| Jan. 6, 2010          | vs. St. Louis       | Dany Heatley         | Chris Mason             | 4:06        | 2-1        |
| March 10, 2009        | at Minnesota        | Christian Ehrhoff    | Niklas Backstrom        | 3:34        | 5-4        |
| Jan. 20, 2009         | vs. Vancouver       | Patrick Marleau      | Roberto Luongo          | 3:08        | 2-1        |
| <b>Nov. 26, 2008</b>  | <b>vs. Chicago</b>  | <b>Joe Thornton</b>  | <b>Cristobal Huet</b>   | <b>:35</b>  | <b>3-2</b> |
| Oct. 18, 2008         | vs. Philadelphia    | Dan Boyle            | Antero Niittymaki       | 1:25        | 5-4        |
| <b>March 27, 2008</b> | <b>vs. Dallas</b>   | <b>Joe Thornton</b>  | <b>Marty Turco</b>      | <b>2:58</b> | <b>3-2</b> |
| March 5, 2008         | vs. Ottawa          | Patrick Marleau      | Martin Gerber           | 3:05        | 3-2        |
| <b>Feb. 8, 2008</b>   | <b>vs. Columbus</b> | <b>Joe Thornton</b>  | <b>Frederik Norrena</b> | <b>1:49</b> | <b>2-1</b> |
| Oct. 5, 2006          | vs. St. Louis       | Curtis Brown         | Manny Legace            | 2:12        | 5-4        |
| April 12, 2006        | at Vancouver        | Christian Ehrhoff    | Alex Auld               | :34         | 5-4        |
| <b>April 3, 2006</b>  | <b>at Dallas</b>    | <b>Joe Thornton</b>  | <b>Marty Turco</b>      | <b>4:39</b> | <b>3-2</b> |
| March 26, 2006        | at Chicago          | Tom Preissing        | Nikolai Khabibulin      | 1:24        | 5-4        |
| March 11, 2006        | vs. Nashville       | Christian Ehrhoff    | Tomas Vokoun            | 2:56        | 3-2        |
| Feb. 12, 2006         | at Phoenix          | Tom Preissing        | Curtis Joseph           | 1:54        | 5-4        |
| Jan. 21, 2006         | at Los Angeles      | Patrick Marleau      | Matthieu Garon          | 4:51        | 4-3        |
| Nov. 4, 2005          | at Anaheim          | Marcel Goc           | J.S. Giguere            | :51         | 1-0        |
| Nov. 2, 2005          | vs. Nashville       | Alyn McCauley        | Chris Mason             | 1:44        | 3-2        |
| Oct. 26, 2005         | at Dallas           | Patrick Marleau      | Marty Turco             | 3:20        | 5-4        |
| April 4, 2004         | vs. Los Angeles     | Vincent Damphousse   | Roman Cechmanek         | 3:10        | 4-3        |
| March 28, 2004        | vs. Dallas          | Wayne Primeau        | Ron Tugnutt             | 2:56        | 2-1        |
| Feb. 14, 2004         | at Columbus         | Marco Sturm          | Marc Denis              | 4:43        | 2-1        |
| March 6, 2003         | vs. Montreal        | Marco Sturm          | Jose Theodore           | 3:58        | 4-3        |
| Dec. 3, 2002          | at Phoenix          | Teemu Selanne        | Brian Boucher           | 4:16        | 3-2        |
| Jan. 15, 2002         | at Colorado         | Teemu Selanne        | Patrick Roy             | 4:57        | 1-0        |
| Dec. 11, 2001         | vs. Edmonton        | Brad Stuart          | Tommy Salo              | 4:08        | 5-4        |
| March 27, 2001        | vs. Los Angeles     | Mike Ricci           | Felix Potvin            | 1:53        | 3-2        |
| Feb. 20, 2001         | vs. Columbus        | Marco Sturm          | Ron Tugnutt             | 4:18        | 3-2        |
| Feb. 10, 2001         | vs. Chicago         | Bryan Marchment      | Jocelyn Thibault        | 2:07        | 3-2        |
| Jan. 27, 2001         | at St. Louis        | Brad Stuart          | Roman Turek             | 1:51        | 4-3        |
| Dec. 16, 2000         | at Phoenix          | Gary Suter           | Sean Burke              | 1:53        | 2-1        |
| <b>Nov. 30, 2000</b>  | <b>vs. Anaheim</b>  | <b>Scott Hannan</b>  | <b>Dominic Roussel</b>  | <b>4:50</b> | <b>3-2</b> |
| Nov. 8, 2000          | at Chicago          | Marco Sturm          | Jocelyn Thibault        | 4:44        | 3-2        |
| March 15, 2000        | vs. Buffalo         | Jeff Friesen         | Domink Hasek            | 2:56        | 6-5        |
| Jan. 15, 2000         | vs. Los Angeles     | Jeff Friesen         | Jamie Storr             | 1:05        | 3-2        |
| Nov. 28, 1999         | vs. New Jersey      | Patrick Marleau      | Martin Brodeur          | 4:54        | 4-3        |
| \$Oct. 7, 1999        | vs. Edmonton        | Mike Ricci           | Bill Ranford            | 3:44        | 3-2        |
| Jan. 2, 1999          | at N.Y. Islanders   | Marco Sturm          | Marcel Cousineau        | 1:47        | 4-3        |
| April 4, 1997         | vs. Colorado        | Steve Guolla         | Craig Billington        | :35         | 7-6        |
| Nov. 2, 1996          | vs. Montreal        | Darren Turcotte      | Jose Theodore           | 3:07        | 4-3        |
| Oct. 6, 1996          | at Los Angeles      | Viktor Kozlov        | Stephane Fiset          | 4:55        | 7-6        |
| March 22, 1996        | at Calgary          | Owen Nolan           | Rick Tabaracci          | 1:09        | 2-1        |
| March 28, 1995        | vs. Winnipeg        | Jeff Friesen         | N. Khabibulin           | 4:27        | 6-5        |
| Feb. 3, 1994          | at Philadelphia     | Sergei Makarov       | Dominick Roussel        | 3:13        | 3-2        |
| Oct. 31, 1993         | at Anaheim          | Tom Pederson         | Guy Hebert              | 1:47        | 2-1        |
| March 2, 1993         | vs. Ottawa          | Johan Garpenlov      | Peter Sidorkiewicz      | 4:24        | 3-2        |
| Nov. 25, 1992         | at Calgary          | Tom Pederson         | Jeff Reese              | 3:53        | 4-3        |
| Oct. 8, 1992          | vs. Winnipeg        | Kelly Kisio          | Bob Essensa             | 4:00        | 4-3        |
| Dec. 3, 1991          | vs. Los Angeles     | Brian Mullen         | Kelly Hrudey            | :22         | 3-2        |

\$=Games listed on or after Oct. 7, 1999 are played with the four-on-four overtime format. The winning team receives two points while the losing team receives one point in the NHL standings.



# SHOOTOUT VICTORIES (63)

| DATE           | OPPONENT         | SO WINNER       | SJ<br>CON/<br>ATT. | OPP<br>CON/<br>ATT. | SCORE | GOALTENDER (SJ/OPP)                |
|----------------|------------------|-----------------|--------------------|---------------------|-------|------------------------------------|
| Dec. 14, 2016  | at Ottawa        | Kevin Labanc    | 1/5                | 0/4                 | 4-3   | Martin Jones/Mike Condon           |
| Dec. 13, 2016  | at Toronto       | Logan Couture   | 1/3                | 0/3                 | 3-2   | Martin Jones/Frederik Andersen     |
| Apr. 2, 2016   | at Nashville     | Logan Couture   | 1/2                | 0/3                 | 3-2   | James Reimer/Carter Hutton         |
| Feb. 18, 2016  | at Florida       | Joe Pavelski    | 2/2                | 1/3                 | 2-1   | Martin Jones/AI Montoya            |
| Jan. 14, 2016  | vs Edmonton      | Joe Pavelski    | 2/2                | 0/2                 | 2-1   | Martin Jones/Cam Talbot            |
| Oct. 16, 2015  | at New Jersey    | Brent Burns     | 2/2                | 1/3                 | 2-1   | Martin Jones/Cory Schneider        |
| Mar. 28, 2015  | at Philadelphia  | Brent Burns     | 2/5                | 1/5                 | 3-2   | Alex Stalock/Steve Mason           |
| Mar. 9, 2015   | vs. Pittsburgh   | Tommy Wingels   | 2/8                | 1/8                 | 2-1   | Antti Niemi/Marc-Andre Fleury      |
| Oct. 28, 2014  | at Colorado      | Patrick Marleau | 2/2                | 0/2                 | 3-2   | Antti Niemi/Semyon Varlamov        |
| Oct. 14, 2014  | at Washington    | Joe Pavelski    | 1/2                | 0/3                 | 6-5   | Antti Niemi/Justin Peters          |
| Mar. 13, 2014  | at Columbus      | Joe Pavelski    | 1/2                | 0/3                 | 4-3   | Alex Stalock/Sergei Bobrovsky      |
| Feb. 1, 2014   | vs. Chicago      | Patrick Marleau | 3/3                | 1/2                 | 2-1   | Antti Niemi/Corey Crawford         |
| Jan. 14, 2014  | at Washington    | Patrick Marleau | 1/2                | 0/3                 | 2-1   | Antti Niemi/Philipp Grubauer       |
| Jan. 5, 2014   | at Chicago       | Logan Couture   | 2/2                | 0/2                 | 3-2   | Alex Stalock/Corey Crawford        |
| Dec. 23, 2013  | vs. Colorado     | Logan Couture   | 2/3                | 0/2                 | 5-4   | Antti Niemi/Semyon Varlamov        |
| Dec. 21, 2013  | vs. Dallas       | Joe Thornton    | 1/5                | 0/5                 | 3-2   | Alex Stalock/Kari Lehtonen         |
| Nov. 30, 2013  | vs. Anaheim      | Joe Pavelski    | 1/3                | 0/3                 | 4-3   | Antti Niemi/Jonas Hiller           |
| Nov. 27, 2013  | vs. Los Angeles  | Joe Thornton    | 4/8                | 3/8                 | 3-2   | Antti Niemi/Ben Scrivens           |
| Oct. 21, 2013  | at Detroit       | Logan Couture   | 1/2                | 0/3                 | 1-0   | Antti Niemi/Jimmy Howard           |
| Apr. 16, 2013  | vs. Los Angeles  | Raffi Torres    | 1/3                | 1/3                 | 3-2   | Antti Niemi/Jonathan Quick         |
| Apr. 11, 2013  | at Detroit       | Patrick Marleau | 2/3                | 1/3                 | 3-2   | Antti Niemi/Jimmy Howard           |
| Mar. 30, 2013  | vs. Phoenix      | Logan Couture   | 1/3                | 0/3                 | 3-2   | Antti Niemi/Jason Labarbera        |
| Mar. 20, 2013  | vs. Edmonton     | Dan Boyle       | 2/3                | 1/3                 | 4-3   | Antti Niemi/Devan Dubnyk           |
| Mar. 5, 2013   | vs. Vancouver    | Joe Pavelski    | 2/4                | 1/4                 | 3-2   | Antti Niemi/Cory Schneider         |
| Feb. 26, 2013  | vs. Colorado     | Patrick Marleau | 2/4                | 1/4                 | 3-2   | Antti Niemi/Semyon Varlamov        |
| Jan. 31, 2013  | vs. Edmonton     | Michal Handzus  | 2/3                | 0/2                 | 3-2   | Antti Niemi/Devan Dubnyk           |
| Jan. 29, 2013  | vs. Anaheim      | Michal Handzus  | 1/3                | 0/3                 | 3-2   | Antti Niemi/Jonas Hiller           |
| April 5, 2012  | at Los Angeles   | Joe Pavelski    | 1/2                | 0/3                 | 6-5   | Antti Niemi/Jonathan Quick         |
| March 24, 2012 | vs. Phoenix      | Michal Handzus  | 2/2                | 0/2                 | 4-3   | Antti Niemi/Mike Smith             |
| March 15, 2012 | vs. Nashville    | Ryane Clowe     | 1/3                | 0/3                 | 2-1   | Antti Niemi/Pekka Rinne            |
| Jan. 17, 2012  | vs. Calgary      | Michal Handzus  | 2/3                | 0/2                 | 2-1   | Antti Niemi/Miikka Kiprusoff       |
| Jan. 2, 2012   | at Vancouver     | Michal Handzus  | 1/3                | 0/3                 | 3-2   | Antti Niemi/Roberto Luongo         |
| Dec. 23, 2011  | vs. Los Angeles  | Ryane Clowe     | 1/4                | 0/4                 | 2-1   | Antti Niemi/Jonathan Quick         |
| Dec. 1, 2011   | vs. Montreal     | Joe Pavelski    | 3/6                | 2/6                 | 4-3   | Antti Niemi/Carey Price            |
| Nov. 3, 2011   | vs. Pittsburgh   | Ryane Clowe     | 1/3                | 0/3                 | 4-3   | Thomas Greiss/Marc-Andre Fleury    |
| Oct. 21, 2011  | at New Jersey    | Ryane Clowe     | 2/3                | 1/3                 | 4-3   | Antti Niemi/Johan Hedberg          |
| March 1, 2011  | vs. Colorado     | Ryane Clowe     | 1/3                | 0/3                 | 2-1   | Antti Niemi/Brian Elliot           |
| Feb. 25, 2011  | at Calgary       | Ryane Clowe     | 1/3                | 0/3                 | 4-3   | Antti Niemi/Miikka Kiprusoff       |
| Jan. 20, 2011  | at Vancouver     | Joe Pavelski    | 1/2                | 0/3                 | 2-1   | Antti Niemi/Roberto Luongo         |
| Dec. 8, 2010   | vs. Philadelphia | Logan Couture   | 2/2                | 0/2                 | 5-4   | Antero Niittymaki/Sergei Bobrovsky |
| Nov. 11, 2010  | vs. NY Islanders | Logan Couture   | 2/3                | 0/2                 | 2-1   | Antero Niittymaki/Dwayne Roloson   |
| April 10, 2010 | vs. Phoenix      | Logan Couture   | 3/5                | 2/5                 | 3-2   | Evgeni Nabokov/Ilya Bryzgalov      |
| Feb. 11, 2010  | at Detroit       | Patrick Marleau | 1/3                | 0/3                 | 3-2   | Evgeni Nabokov/Jimmy Howard        |
| Dec. 31, 2009  | at Phoenix       | Ryane Clowe     | 1/6                | 0/6                 | 3-2   | Thomas Greiss/Ilya Bryzgalov       |
| Dec. 28, 2009  | vs. Phoenix      | Joe Pavelski    | 1/2                | 0/3                 | 3-2   | Evgeni Nabokov/Ilya Bryzgalov      |



## SHOOTOUT VICTORIES (63)

| DATE                 | OPPONENT               | SO WINNER           | SJ<br>CON/<br>ATT. | OPP<br>CON/<br>ATT. | SCORE      | GOALTENDER (SJ/OPP)                    |
|----------------------|------------------------|---------------------|--------------------|---------------------|------------|--|
| <b>Nov. 27, 2009</b> | <b>at Edmonton</b>     | <b>Joe Pavelski</b> | <b>1/2</b>         | <b>0/3</b>          | <b>5-4</b> | <b>Evgeni Nabokov/Jeff Deslauriers</b> |
| Nov. 4, 2009         | at Columbus            | Dan Boyle           | 1/2                | 0/3                 | 3-2        | Evgeni Nabokov/Steve Mason             |
| Oct. 28, 2009        | vs. Los Angeles        | Ryane Clowe         | 2/6                | 1/6                 | 2-1        | Evgeni Nabokov/Jonathan Quick          |
| <b>April 7, 2009</b> | <b>vs. Colorado</b>    | <b>Joe Pavelski</b> | <b>1/3</b>         | <b>0/3</b>          | <b>1-0</b> | <b>Evgeni Nabokov/Peter Budaj</b>      |
| March 19, 2009       | vs. Nashville          | Jonathan Cheechoo   | 2/3                | 1/3                 | 3-2        | Evgeni Nabokov/Pekka Rinne             |
| March 14, 2009       | vs. Los Angeles        | Jonathan Cheechoo   | 2/7                | 1/7                 | 2-1        | Evgeni Nabokov/Erik Ersberg            |
| Dec. 15, 2008        | at Los Angeles         | Ryane Clowe         | 2/2                | 1/3                 | 3-2        | Brian Boucher/Jason LaBarbera          |
| Nov. 6, 2008         | vs. St. Louis          | Ryane Clowe         | 2/4                | 1/4                 | 5-4        | Evgeni Nabokov/Ben Bishop              |
| <b>Oct. 22, 2008</b> | <b>at Philadelphia</b> | <b>Joe Pavelski</b> | <b>2/2</b>         | <b>0/2</b>          | <b>7-6</b> | <b>Evgeni Nabokov/Martin Biron</b>     |
| April 4, 2007        | at Anaheim             | Ryane Clowe         | 2/2                | 1/3                 | 3-2        | Evgeni Nabokov/Ilya Bryzgalov          |
| Feb. 21, 2007        | at Washington          | Jonathan Cheechoo   | 2/3                | 1/3                 | 3-2        | Evgeni Nabokov/Brent Johnson           |
| March 19, 2008       | vs. Minnesota          | Jeremy Roenick      | 2/3                | 1/3                 | 4-3        | Evgeni Nabokov/Niklas Backstrom        |
| March 9, 2008        | at Minnesota           | Patrick Marleau     | 2/3                | 1/3                 | 3-2        | Evgeni Nabokov/Niklas Backstrom        |
| Feb. 24, 2008        | at Pittsburgh          | Jeremy Roenick      | 3/3                | 2/3                 | 2-1        | Evgeni Nabokov/Ty Conklin              |
| Feb. 2, 2008         | vs. Chicago            | Jeremy Roenick      | 2/5                | 1/5                 | 3-2        | Evgeni Nabokov/Nikolai Khabibulin      |
| <b>Dec. 16, 2007</b> | <b>at Anaheim</b>      | <b>Joe Thornton</b> | <b>3/6</b>         | <b>2/6</b>          | <b>2-1</b> | <b>Evgeni Nabokov/J.S. Giguere</b>     |
| Nov. 14, 2007        | at Dallas              | Devin Setoguchi     | 2/2                | 0/2                 | 4-3        | Evgeni Nabokov/Marty Turco             |
| Oct. 29, 2005        | vs. Calgary            | Nils Ekman          | 2/4                | 1/4                 | 3-2        | Nolan Schaefer/Miikka Kiprusoff        |

## LOSSES (15)/OVERTIME LOSSES (75)

| DATE                 | OPPONENT               | GWG                       | GOALTENDER          | TIME        | SCORE      |
|----------------------|------------------------|---------------------------|---------------------|-------------|------------|
| <b>Feb. 19, 2017</b> | <b>vs Boston</b>       | <b>Brad Marchand</b>      | <b>Martin Jones</b> | <b>2:36</b> | <b>1-2</b> |
| <b>Feb. 15, 2017</b> | <b>vs Florida</b>      | <b>Jonathan Huberdeau</b> | <b>Martin Jones</b> | <b>1:38</b> | <b>5-6</b> |
| <b>Feb. 11, 2017</b> | <b>at Philadelphia</b> | <b>Wayne Simmonds</b>     | <b>Martin Jones</b> | <b>1:04</b> | <b>1-2</b> |
| <b>Feb. 7, 2017</b>  | <b>at Buffalo</b>      | <b>Evander Kane</b>       | <b>Martin Jones</b> | <b>1:05</b> | <b>4-5</b> |
| <b>Jan. 3, 2017</b>  | <b>Los Angeles</b>     | <b>Tanner Pearson</b>     | <b>Martin Jones</b> | <b>0:58</b> | <b>1-2</b> |
| <b>Nov. 19, 2016</b> | <b>at Arizona</b>      | <b>Martin Hanzal</b>      | <b>Martin Jones</b> | <b>1:16</b> | <b>2-3</b> |
| <b>Jan. 24, 2016</b> | <b>vs Los Angeles</b>  | <b>Marian Gaborik</b>     | <b>Martin Jones</b> | <b>4:06</b> | <b>2-3</b> |
| <b>Dec. 20, 2015</b> | <b>at Chicago</b>      | <b>Jonathan Toews</b>     | <b>Martin Jones</b> | <b>2:21</b> | <b>3-4</b> |
| <b>Dec. 9, 2015</b>  | <b>at Edmonton</b>     | <b>Taylor Hall</b>        | <b>Martin Jones</b> | <b>3:59</b> | <b>3-4</b> |
| Feb. 11, 2015        | vs. Washington         | Joel Ward                 | Antti Niemi         | 2:42        | 4-5        |
| Jan. 17, 2015        | vs. Calgary            | Sean Monahan              | Antti Niemi         | 0:24        | 3-4        |
| Dec. 22, 2014        | at Anaheim             | Ryan Kesler               | Antti Niemi         | 0:58        | 2-3        |
| Mar. 4, 2014         | vs. Carolina           | Jay Harrison              | Alex Stalock        | 4:18        | 2-3        |
| Oct. 30, 2013        | at Los Angeles         | Anze Kopitar              | Antti Niemi         | 2:32        | 3-4        |
| Mar. 10, 2013        | at Colorado            | Matt Duchene              | Antti Niemi         | 4:59        | 2-3        |
| Mar. 9, 2013         | vs. St. Louis          | Patrik Berglund           | Alex Stalock        | 1:12        | 3-4        |
| Feb. 12, 2013        | at Nashville           | Colin Wilson              | Antti Niemi         | 2:08        | 0-1        |
| March 13, 2012       | at Calgary             | Matt Stajan               | Antti Niemi         | 4:20        | 2-3        |
| Feb. 16, 2012        | at Tampa Bay           | Martin St. Louis          | Antti Niemi         | 4:27        | 5-6        |
| Dec. 28, 2011        | vs. Vancouver          | Andrew Ebbett             | Antti Niemi         | 3:23        | 2-3        |
| Dec. 11, 2011        | at Chicago             | Patrick Sharp             | Antti Niemi         | 4:26        | 2-3        |
| Nov. 5, 2011         | vs. Nashville          | David Legwand             | Antti Niemi         | 2:53        | 3-4        |
| Nov. 18, 2010        | at Dallas              | Mike Ribeiro              | Antti Niemi         | 2:52        | 4-5        |
| Nov. 17, 2010        | at Colorado            | Kevin Porter              | Antero Niittymaki   | 2:07        | 3-4        |
| Nov. 9, 2010         | vs. Anaheim            | Lubomir Visnovsky         | Antero Niittymaki   | 4:27        | 2-3        |
| Oct. 9, 2010         | vs. Columbus           | Ethan Moreau              | Antero Niittymaki   | 1:56        | 2-3        |
| April 4, 2010        | at Colorado            | John-Michael Liles        | Evgeni Nabokov      | 2:59        | 4-5        |
| Mar. 13, 2010        | vs. Florida            | Bryan Allen               | Thomas Greiss       | 2:46        | 2-3        |
| Jan. 28, 2010        | vs. Chicago            | Troy Brouwer              | Evgeni Nabokov      | 1:37        | 3-4        |
| Dec. 9, 2009         | vs. Los Angeles        | Dustin Brown              | Evgeni Nabokov      | 1:16        | 4-5        |
| Nov. 15, 2009        | at Chicago             | Brent Seabrook            | Evgeni Nabokov      | :41         | 3-4        |





## LOSSES (15)/OVERTIME LOSSES (75)

| DATE          | OPPONENT        | GWG                 | GOALTENDER       | TIME | SCORE |
|---------------|-----------------|---------------------|------------------|------|-------|
| Mar. 5, 2009  | vs. Minnesota   | Mikko Koivu         | Brian Boucher    | 4:46 | 3-4   |
| Feb. 7, 2009  | at Columbus     | Christian Backman   | Evgeni Nabokov   | 1:33 | 2-3   |
| Dec. 31, 2008 | at Minnesota    | Brent Burns         | Evgeni Nabokov   | 1:38 | 2-3   |
| Dec. 17, 2008 | at Columbus     | R.J. Umberger       | Evgeni Nabokov   | 2:55 | 1-2   |
| Dec. 6, 2008  | vs. Edmonton    | Kyle Brodziak       | Evgeni Nabokov   | 2:40 | 2-3   |
| Nov. 11, 2008 | vs. Nashville   | Ville Koistinen     | Brian Boucher    | 2:28 | 3-4   |
| Mar. 25, 2008 | at Phoenix      | Martin Hanzal       | Brian Boucher    | 3:23 | 4-5   |
| Feb. 12, 2008 | vs. Calgary     | Jarome Iginla       | Evgeni Nabokov   | 4:35 | 3-4   |
| Jan. 13, 2008 | at Anaheim      | Francois Beauchemin | Thomas Greiss    | :33  | 3-4   |
| Jan. 3, 2008  | vs. Calgary     | Jarome Iginla       | Evgeni Nabokov   | 3:26 | 2-3   |
| April 7, 2007 | vs. Vancouver   | Mattias Ohlund      | Evgeni Nabokov   | :34  | 3-4   |
| Mar. 18, 2007 | at Colorado     | Milan Hejduk        | Evgeni Nabokov   | :19  | 3-4   |
| Mar. 9, 2007  | vs. Vancouver   | Henrik Sedin        | Evgeni Nabokov   | 3:30 | 1-2   |
| April 1, 2006 | vs. Phoenix     | Steve Reinprecht    | Vesa Toskala     | 3:55 | 3-4   |
| Mar. 7, 2006  | at Anaheim      | Sandis Ozolinsh     | Evgeni Nabokov   | :58  | 4-5   |
| Jan. 30, 2006 | at Dallas       | Jason Arnott        | Evgeni Nabokov   | 4:24 | 2-3   |
| Oct. 17, 2005 | at Detroit      | Jiri Fischer        | Evgeni Nabokov   | 4:09 | 2-3   |
| Feb. 26, 2004 | at Vancouver    | Brent Sopel         | Vesa Toskala     | 2:14 | 2-3   |
| Jan. 31, 2004 | at Nashville    | Marek Zidlicky      | Evgeni Nabokov   | 4:44 | 2-3   |
| Jan. 8, 2004  | vs. Columbus    | Rick Nash           | Evgeni Nabokov   | 4:57 | 2-3   |
| Dec. 17, 2003 | at Detroit      | Brenden Shanahan    | Evgeni Nabokov   | 3:51 | 2-3   |
| Nov. 13, 2003 | vs. St. Louis   | Peter Cajanek       | Evgeni Nabokov   | 4:45 | 3-4   |
| Nov. 5, 2003  | at New Jersey   | Jamie Langenbrunner | Evgeni Nabokov   | 4:17 | 2-3   |
| Mar. 22, 2003 | vs. Anaheim     | Niclas Havelid      | Evgeni Nabokov   | 1:33 | 2-3   |
| Mar. 17, 2003 | vs. Chicago     | Theo Fleury         | Vesa Toskala     | 1:26 | 2-3   |
| Mar. 1, 2003  | at Anaheim      | Steve Thomas        | Miikka Kiprusoff | 2:04 | 2-3   |
| Jan. 22, 2003 | vs. New Jersey  | Joe Nieuwendyk      | Miikka Kiprusoff | 4:32 | 4-5   |
| Jan. 13, 2003 | at Los Angeles  | Jason Allison       | Miikka Kiprusoff | 3:50 | 2-3   |
| Dec. 16, 2002 | at N.Y. Rangers | Petr Nedved         | Miikka Kiprusoff | 2:25 | 1-2   |
| Nov. 13, 2002 | at Atlanta      | Vyacheslav Kozlov   | Evgeni Nabokov   | 2:19 | 2-3   |
| Oct. 31, 2002 | at Minnesota    | Sergei Zholtok      | Evgeni Nabokov   | 4:50 | 1-2   |
| Nov. 17, 2001 | vs. Dallas      | Richard Matvichuk   | Evgeni Nabokov   | :50  | 2-3   |
| Nov. 11, 2001 | at Chicago      | Tony Amonte         | Evgeni Nabokov   | 1:01 | 2-3   |
| Oct. 4, 2001  | vs. Detroit     | Brendan Shanahan    | Evgeni Nabokov   | 1:55 | 3-4   |
| April 7, 2001 | vs. Dallas      | Mike Modano         | Evgeni Nabokov   | 2:10 | 4-5   |
| Mar. 17, 2001 | at Los Angeles  | Bryan Smolinski     | Evgeni Nabokov   | 0:40 | 0-1   |
| Mar. 6, 2001  | at Tampa Bay    | Brad Richards       | Evgeni Nabokov   | 4:02 | 1-2   |



**Steve Shields**

### LOSSES (15)/OVERTIME LOSSES (75)

| DATE            | OPPONENT           | GWG              | GOALTENDER    | TIME | SCORE |
|-----------------|--------------------|------------------|---------------|------|-------|
| Feb. 1, 2000    | vs. Phoenix        | Keith Carney     | Steve Shields | 1:32 | 0-1   |
| Jan. 29, 2000   | vs. N.Y. Islanders | Mathieu Biron    | Steve Shields | 2:43 | 2-3   |
| Jan. 23, 2000   | at Phoenix         | Jyrki Lumme      | Steve Shields | 4:16 | 2-3   |
| Jan. 17, 2000   | at Chicago         | Doug Gilmour     | Steve Shields | :56  | 4-5   |
| Dec. 30, 1999   | at St. Louis       | Al MacInnis      | Steve Shields | 3:40 | 1-2   |
| Nov. 23, 1999   | vs. Montreal       | Craig Rivet      | Mike Vernon   | 3:50 | 2-3   |
| \$Nov. 10, 1999 | at Calgary         | Cory Stillman    | Mike Vernon   | 4:23 | 3-4   |
| April 12, 1999  | vs. Edmonton       | Tom Poti         | Steve Shields | 3:55 | 4-5   |
| Nov. 20, 1998   | vs. Phoenix        | Dallas Drake     | Steve Shields | 0:37 | 1-2   |
| Dec. 1, 1997    | at Calgary         | German Titov     | Mike Vernon   | 1:22 | 2-3   |
| Oct. 13, 1997   | vs. Philadelphia   | Eric Lindros     | Kelly Hrudey  | 1:49 | 2-3   |
| Mar. 3, 1997    | at N.Y. Rangers    | Niklas Sundstrom | Ed Belfour    | 1:24 | 4-5   |
| Jan. 27, 1996   | vs. Colorado       | Valeri Kamensky  | Chris Terreri | 2:49 | 3-4   |
| Oct. 24, 1993   | at Vancouver       | Geoff Courtnall  | Arturs Irbe   | :28  | 2-3   |
| April 10, 1993  | vs. Los Angeles    | Tomas Sandstrom  | Arturs Irbe   | 3:22 | 2-3   |
| April 3, 1993   | vs. Calgary        | Theoren Fleury   | Arturs Irbe   | 3:06 | 2-3   |
| Dec. 16, 1992   | vs. Tampa Bay      | John Tucker      | Jeff Hackett  | 2:53 | 4-5   |
| Dec. 12, 1992   | vs. Quebec         | Scott Young      | Brian Hayward | 4:19 | 7-8   |
| Nov. 27, 1992   | at Winnipeg        | Tomas Steen      | Brian Hayward | 1:29 | 2-3   |
| Jan. 4, 1992    | vs. Montreal       | Guy Carbonneau   | Jeff Hackett  | 1:00 | 0-1   |
| Dec. 16, 1991   | at N.Y. Rangers    | Brian Leetch     | Brian Hayward | :23  | 3-4   |
| Nov. 19, 1991   | vs. Los Angeles    | Mike Donnelly    | Jeff Hackett  | 3:47 | 2-3   |

\$=Before the 1999-00 season, teams that lost in overtime received a loss and no points. Beginning in the 1999-00 season, teams that lost in overtime were credited with an overtime loss (OTL), earning the losing team one point.



## SHOOTOUT LOSSES (56)

| DATE          | OPPONENT         | SO WINNER          | SJ<br>CON/<br>ATT. | OPP<br>CON/<br>ATT. | SCORE | GOALTENDER (SJ/OPP)               |
|---------------|------------------|--------------------|--------------------|---------------------|-------|-----------------------------------|
| Feb. 4, 2017  | vs Arizona       | Radim Vrbata       | 1/3                | 2/3                 | 2-3   | Martin Jones/Mike Smith           |
| Feb. 24, 2016 | at Colorado      | Nathan MacKinnon   | 0/2                | 2/3                 | 3-4   | Martin Jones/Calvin Pickard       |
| Feb. 11, 2016 | vs Calgary       | Jiri Hudler        | 1/4                | 2/4                 | 5-6   | Alex Stalock/Jonas Hiller         |
| Jan. 18, 2016 | vs Ottawa        | Mika Zibanejad     | 0/3                | 1/2                 | 3-4   | Alex Stalock/Craig Anderson       |
| Mar. 29, 2015 | at Pittsburgh    | David Perron       | 0/2                | 2/2                 | 2-3   | Alex Stalock/Marc-Andre Fleury    |
| Feb. 2, 2015  | vs Edmonton      | Rob Klinkhammer    | 1/13               | 2/13                | 4-5   | Antti Niemi/Viktor Fasth          |
| Nov. 22, 2014 | vs. Arizona      | Antoine Vermette   | 0/3                | 1/3                 | 3-4   | Antti Niemi/Devan Dubnyk          |
| Nov. 20, 2014 | vs. Florida      | Nick Bjugstad      | 1/3                | 2/3                 | 2-3   | Antti Niemi/Roberto Luongo        |
| Oct. 30, 2014 | at Minnesota     | Jason Pominville   | 1/3                | 2/3                 | 3-4   | Antti Niemi/Darcy Kuemper         |
| Oct. 16, 2014 | at NY Islanders  | John Tavares       | 1/5                | 2/5                 | 3-4   | Alex Stalock/Jaroslav Halak       |
| Mar. 24, 2014 | at Calgary       | Mike Cammalleri    | 0/3                | 1/3                 | 1-2   | Alex Stalock/Karri Ramo           |
| Mar. 22, 2014 | vs Washington    | Niklas Backstrom   | 1/3                | 2/3                 | 2-3   | Antti Niemi/Braden Holtby         |
| Dec. 10, 2013 | vs. NY Islanders | Kyle Okposo        | 1/4                | 2/4                 | 2-3   | Antti Niemi/Kevin Poullion        |
| Nov. 10, 2013 | at Winnipeg      | Andrew Ladd        | 0/3                | 1/3                 | 4-5   | Antti Niemi/Ondrej Pavelec        |
| Nov. 5, 2013  | vs. Buffalo      | Cody Hodgson       | 1/4                | 2/4                 | 4-5   | Antti Niemi/Ryan Miller           |
| Nov. 2, 2013  | vs. Phoenix      | Antoine Vermette   | 1/5                | 2/5                 | 2-3   | Antti Niemi/Mike Smith            |
| Oct. 17, 2013 | at Dallas        | Alex Chiasson      | 0/3                | 1/3                 | 3-4   | Antti Niemi/Dan Ellis             |
| Apr. 7, 2013  | vs. Dallas       | Jamie Benn         | 0/3                | 1/2                 | 4-5   | Antti Niemi/Kari Lehtonen         |
| Feb. 28, 2013 | vs. Detroit      | Damien Brunner     | 0/3                | 1/2                 | 1-2   | Antti Niemi/Jimmy Howard          |
| Feb. 9, 2013  | vs. Phoenix      | Mikkel Boedker     | 0/2                | 2/2                 | 0-1   | Antti Niemi/Mike Smith            |
| Feb. 2, 2013  | vs. Nashville    | Craig Smith        | 0/3                | 1/2                 | 1-2   | Antti Niemi/Pekka Rinne           |
| March 8, 2012 | at Dallas        | Tomas Vincour      | 0/5                | 1/5                 | 3-4   | Antti Niemi/Kari Lehtonen         |
| March 6, 2012 | vs. Edmonton     | Sam Gagner         | 0/3                | 1/2                 | 2-3   | Antti Niemi/Devan Dubnyk          |
| Jan. 23, 2012 | at Edmonton      | Taylor Hall        | 1/4                | 2/4                 | 1-2   | Thomas Greiss/Devan Dubnyk        |
| Jan. 10, 2012 | at Minnesota     | Matt Cullen        | 0/2                | 2/2                 | 4-5   | Antti Niemi/Josh Harding          |
| Dec. 13, 2011 | at Colorado      | Gabriel Landeskog  | 1/5                | 2/5                 | 3-4   | Antti Niemi/Semyon Varlamov       |
| Mar. 24, 2011 | at Los Angeles   | Dustin Brown       | 1/5                | 2/5                 | 3-4   | Antti Niemi/Jonathan Quick        |
| Mar. 12, 2011 | vs. NY Rangers   | Brandon Dubinsky   | 1/6                | 2/6                 | 2-3   | Antti Niemi/Henrik Lundqvist      |
| Mar. 10, 2011 | vs. Vancouver    | Alexandre Burrows  | 0/3                | 1/2                 | 4-5   | Antti Niemi/Cory Schneider        |
| Jan. 26, 2011 | at Los Angeles   | Jarret Stoll       | 0/4                | 1/4                 | 2-3   | Antti Niemi/Jonathan Quick        |
| Dec. 13, 2010 | vs. Dallas       | Brad Richards      | 1/3                | 2/2                 | 2-3   | Antti Niemi/Andrew Raycroft       |
| Jan. 14, 2010 | vs. Boston       | Zdeno Chara        | 0/4                | 1/4                 | 1-2   | Evgeni Nabokov/Tim Thomas         |
| Dec. 11, 2009 | vs. Dallas       | Matt Niskanen      | 1/11               | 2/11                | 2-3   | Evgeni Nabokov/Marty Turco        |
| Dec. 3, 2009  | vs. St. Louis    | T.J. Oshie         | 1/3                | 2/3                 | 2-3   | Evgeni Nabokov/Ty Conklin         |
| Nov. 12, 2009 | vs. Dallas       | Stephan Robidas    | 0/3                | 1/3                 | 2-3   | Evgeni Nabokov/Marty Turco        |
| Nov. 5, 2009  | at Detroit       | Pavel Datsyuk      | 0/2                | 2/3                 | 1-2   | Evgeni Nabokov/Chris Osgood       |
| Oct. 12, 2009 | vs. Phoenix      | Lauri Kopikoski    | 1/3                | 2/3                 | 0-1   | Evgeni Nabokov/Ilya Bryzgalov     |
| Mar. 25, 2009 | at Chicago       | Patrick Kane       | 0/2                | 2/2                 | 5-6   | Evgeni Nabokov/Nikolai Khabibulin |
| Feb. 12, 2009 | at Buffalo       | Derek Roy          | 1/5                | 2/5                 | 5-6   | Evgeni Nabokov/Ryan Miller        |
| Feb. 11, 2009 | at Pittsburgh    | Sidney Crosby      | 0/3                | 1/3                 | 1-2   | Brian Boucher/Marc-Andre Fleury   |
| Feb. 5, 2009  | vs. Carolina     | Sergei Samsonov    | 1/3                | 2/3                 | 3-4   | Evgeni Nabokov/Michael Leighton   |
| Dec. 27, 2008 | at St. Louis     | Brad Winchester    | 1/3                | 2/3                 | 2-3   | Evgeni Nabokov/Manny Legace       |
| Mar. 16, 2008 | vs. Edmonton     | Fernando Pisani    | 1/4                | 2/4                 | 1-2   | Evgeni Nabokov/Dwayne Roloson     |
| Dec. 20, 2007 | vs. Phoenix      | Peter Mueller      | 0/3                | 1/2                 | 2-3   | Evgeni Nabokov/Ilya Bryzgalov     |
| Nov. 28, 2007 | vs. Los Angeles  | Dustin Brown       | 2/3                | 3/3                 | 2-3   | Evgeni Nabokov/Jason LaBarbera    |
| Nov. 17, 2007 | vs. Anaheim      | Corey Perry        | 0/3                | 1/2                 | 1-2   | Evgeni Nabokov/J.S. Giguere       |
| Nov. 9, 2007  | at Anaheim       | Ryan Getzlaf       | 2/3                | 0/2                 | 2-3   | Evgeni Nabokov/J.S. Giguere       |
| Oct. 4, 2007  | at Edmonton      | Jarret Stoll       | 1/4                | 2/4                 | 2-3   | Evgeni Nabokov/Dwayne Roloson     |
| Feb. 28, 2007 | vs. Nashville    | Jean-Pierre Dumont | 1/4                | 2/4                 | 3-4   | Evgeni Nabokov/Tomas Vokoun       |
| Jan. 30, 2007 | vs. Dallas       | Mike Ribeiro       | 2/3                | 3/3                 | 2-3   | Vesa Toskala/Marty Turco          |
| Mar. 18, 2006 | vs. Dallas       | Antti Miettinen    | 1/4                | 2/4                 | 3-4   | Vesa Toskala/Marty Turco          |
| Feb. 2, 2006  | vs. Minnesota    | Brian Rolston      | 0/5                | 1/5                 | 2-3   | Vesa Toskala/Manny Fernandez      |



## SHOOTOUT LOSSES (56)

| DATE          | OPPONENT      | SO WINNER    | SJ<br>CON/<br>ATT. | OPP<br>CON/<br>ATT. | SCORE | GOALTENDER (SJ/OPP)             |
|---------------|---------------|--------------|--------------------|---------------------|-------|---------------------------------|
| Jan. 19, 2006 | vs. Edmonton  | Ryan Smyth   | 1/3                | 2/3                 | 2-3   | Vesa Toskala/Mike Morrison      |
| Dec. 23, 2005 | vs. St. Louis | Petr Cajanek | 1/4                | 2/4                 | 1-2   | Evgeni Nabokov/Jason Bacashihua |
| Nov. 21, 2005 | at Edmonton   | Ryan Smyth   | 1/3                | 2/3                 | 1-2   | Evgeni Nabokov/Mike Morrison    |
| Nov. 19, 2005 | vs. Phoenix   | G. Sanderson | 1/4                | 2/4                 | 3-4   | Evgeni Nabokov/Curtis Joseph    |
| Nov. 12, 2005 | vs. Dallas    | Sergei Zubov | 0/2                | 2/2                 | 2-3   | Evgeni Nabokov/Marty Turco      |

## TIES (121)

| DATE          | OPPONENT         | GTG                | TIME  | PERIOD | SCORE | GOALTENDER (SJ/OPP)                           |
|---------------|------------------|--------------------|-------|--------|-------|---|
| Mar. 16, 2004 | at Dallas        | Jonathan Cheechoo  | 19:26 | 3rd    | 3-3   | Evgeni Nabokov/Marty Turco                    |
| Dec. 27, 2003 | at Los Angeles   | Sean Avery         | 9:10  | 3rd    | 4-4   | Evgeni Nabokov/Cristobal Huet                 |
| Dec. 11, 2003 | vs. Edmonton     | Ales Hemsky        | 16:44 | 2nd    | 2-2   | Vesa Toskala/Ty Conklin                       |
| Dec. 4, 2003  | vs. Colorado     | John-Michael Liles | 7:09  | 3rd    | 2-2   | Vesa Toskala/David Aebischer                  |
| Nov. 18, 2003 | vs. NY Rangers   | Marco Sturm        | 10:59 | 3rd    | 2-2   | Vesa Toskala/Jussi Markkanen                  |
| Nov. 15, 2003 | vs. Toronto      | Nils Ekman         | 4:49  | 3rd    | 2-2   | Vesa Toskala/Mikael Tellqvist                 |
| Nov. 6, 2003  | at Boston        | Sergei Samsonov    | 19:46 | 3rd    | 5-5   | Vesa Toskala/Felix Potvin                     |
| Nov. 2, 2003  | at Atlanta       | Marco Sturm        | 17:06 | 3rd    | 2-2   | Evgeni Nabokov/Pasi Nurminen                  |
| Oct. 30, 2003 | at Tampa Bay     | Dave Andreychuk    | 5:09  | 3rd    | 2-2   | Evgeni Nabokov/Nikolai Khabibulin             |
| Oct. 25, 2003 | vs. Phoenix      | Scott Thornton     | 15:23 | 3rd    | 4-4   | Evgeni Nabokov/Zac Bierk                      |
| Oct. 23, 2003 | vs. Chicago      | Tom Preissing      | 8:03  | 3rd    | 3-3   | Evgeni Nabokov/Jocelyn Thibault               |
| Oct. 16, 2003 | vs. Philadelphia | ---                | ---   | ---    | 0-0   | Evgeni Nabokov/Jeff Hackett                   |
| April 6, 2003 | vs. Phoenix      | Niko Dimitrakos    | 12:20 | 3rd    | 3-3   | Evgeni Nabokov/Sean Burke                     |
| April 3, 2003 | at Edmonton      | Teemu Selanne      | 19:19 | 3rd    | 3-3   | Vesa Toskala/Jussi Markkanen                  |
| April 2, 2003 | at Calgary       | Chris Drury        | 14:39 | 3rd    | 2-2   | Evgeni Nabokov/Roman Turek                    |
| Jan. 16, 2003 | vs. Buffalo      | Chris Gratton      | 10:36 | 3rd    | 2-2   | Evgeni Nabokov/Ryan Miller                    |
| Jan. 6, 2003  | vs. Edmonton     | Dan McGillis       | 14:48 | 3rd    | 5-5   | Evgeni Nabokov/Tommy Salo                     |
| Dec. 28, 2002 | vs. Chicago      | Jonathan Cheechoo  | 10:10 | 3rd    | 3-3   | Evgeni Nabokov/Jocelyn Thibault               |
| Dec. 21, 2002 | at Toronto       | Mats Sundin        | 15:33 | 3rd    | 3-3   | Evgeni Nabokov/Ed Belfour                     |
| Nov. 21, 2002 | at Philadelphia  | Jeremy Roenick     | 12:31 | 3rd    | 2-2   | Evgeni Nabokov/Robert Esche                   |
| Nov. 7, 2002  | vs. Nashville    | Patrick Marleau    | 13:53 | 3rd    | 2-2   | Evgeni Nabokov/Mike Dunham                    |
| Mar. 16, 2002 | vs. Chicago      | Steve Sullivan     | 19:22 | 3rd    | 2-2   | Miikka Kiprusoff/Steve Passmore               |
| Jan. 23, 2002 | at Detroit       | Brett Hull         | 8:52  | 3rd    | 2-2   | Miikka Kiprusoff/Dominik Hasek                |
| Dec. 23, 2001 | at Nashville     | Petr Tenkrat       | 19:25 | 3rd    | 1-1   | Evgeni Nabokov/Mike Dunham                    |
| Dec. 4, 2001  | vs. Calgary      | Niklas Sundstrom   | 1:46  | 3rd    | 2-2   | Evgeni Nabokov/Mike Vernon                    |
| Nov. 7, 2001  | at Dallas        | Owen Nolan         | 9:27  | 2nd    | 2-2   | Evgeni Nabokov/Ed Belfour                     |
| Oct. 20, 2001 | at NY Islanders  | Vincent Damphousse | 19:54 | 3rd    | 2-2   | Miikka Kiprusoff/Chris Osgood                 |
| Oct. 16, 2001 | at Minnesota     | Mike Ricci         | 17:28 | 3rd    | 3-3   | Evgeni Nabokov/Dwayne Roloson                 |
| Oct. 6, 2001  | vs. Minnesota    | ---                | ---   | ---    | 0-0   | Evgeni Nabokov/Dwayne Roloson                 |
| Mar. 26, 2001 | at Los Angeles   | ---                | ---   | ---    | 0-0   | Evgeni Nabokov/Felix Potvin                   |
| March 7, 2001 | at Florida       | Scott Thornton     | 18:34 | 3rd    | 3-3   | Evgeni Nabokov/Roberto Luongo                 |
| Feb. 8, 2001  | at Vancouver     | ---                | ---   | ---    | 0-0   | Steve Shields/Bob Essensa                     |
| Feb. 6, 2001  | at Calgary       | Jarome Iginla      | 18:42 | 1st    | 1-1   | Steve Shields/Mike Vernon                     |
| Jan. 22, 2001 | at Edmonton      | Brad Stuart        | 14:30 | 3rd    | 2-2   | Evgeni Nabokov/Tommy Salo                     |
| Jan. 17, 2001 | vs. Calgary      | Owen Nolan         | 17:23 | 3rd    | 4-4   | E. Nabokov, STEVE SHIELDS/<br>Fred Brathwaite |
| Jan. 4, 2001  | at Colorado      | Ray Bourque        | 5:45  | 3rd    | 2-2   | Steve Shields/Patrick Roy                     |
| Dec. 28, 2000 | vs. Edmonton     | Dan Cleary         | 18:58 | 3rd    | 2-2   | Evgeni Nabokov/Tommy Salo                     |
| Dec. 6, 2000  | vs. Dallas       | Jere Lehtinen      | 18:35 | 1st    | 2-2   | Evgeni Nabokov/Ed Belfour                     |
| Dec. 3, 2000  | at Edmonton      | Bryan Marchment    | 16:21 | 3rd    | 3-3   | Steve Shields/Tommy Salo                      |
| Nov. 5, 2000  | at Vancouver     | Ed Jovanovski      | 8:42  | 2nd    | 2-2   | Evgeni Nabokov/Felix Potvin                   |
| Oct. 28, 2000 | vs. Atlanta      | Andrew Brunette    | 17:53 | 3rd    | 2-2   | Evgeni Nabokov/Milan Hnilecka                 |



## TIES (121)

| DATE           | OPPONENT         | GTG                | TIME  | PERIOD | SCORE | GOALTENDER (SJ/OPP)                          |
|----------------|------------------|--------------------|-------|--------|-------|--|
| Mar. 29, 2000  | at Los Angeles   | Niklas Sundstrom   | 8:17  | 2nd    | 1-1   | Steve Shields/Stephane Fiset                 |
| Mar. 8, 2000   | vs. Detroit      | Owen Nolan         | 18:32 | 2nd    | 1-1   | Steve Shields/Ken Wregget                    |
| Feb. 18, 2000  | at Anaheim       | Niklas Sundstrom   | 17:38 | 3rd    | 4-4   | Steve Shields/Guy Hebert                     |
| Feb. 3, 2000   | at Colorado      | Milan Hejduk       | 4:29  | 3rd    | 3-3   | Steve Shields/Patrick Roy                    |
| Jan. 19, 2000  | at Colorado      | —                  | —     | —      | 0-0   | Evgeni Nabokov/Patrick Roy                   |
| Jan. 5, 2000   | at Edmonton      | Alex Korolyuk      | 5:37  | 3rd    | 1-1   | Steve Shields/Tommy Salo                     |
| Dec. 6, 1999   | vs. Tampa Bay    | Vincent Damphousse | 15:45 | 2nd    | 3-3   | Steve Shields/Dan Cloutier                   |
| Nov. 20, 1999  | at St. Louis     | Niklas Sundstrom   | 11:53 | 2nd    | 1-1   | Mike Vernon/Roman Turek                      |
| Nov. 9, 1999   | at Vancouver     | Owen Nolan         | 8:58  | 3rd    | 4-4   | Steve Shields/Corey Schwab                   |
| Oct. 30, 1999  | vs. Pittsburgh   | Robert Lang        | 4:52  | 2nd    | 1-1   | Steve Shields/Peter Skudra                   |
| April 17, 1999 | vs. Anaheim      | Owen Nolan         | 1:49  | 3rd    | 3-3   | Steve Shields/Dominic Roussel                |
| Mar. 26, 1999  | at Ottawa        | Wade Redden        | 19:14 | 3rd    | 1-1   | Mike Vernon/Damian Rhodes                    |
| Mar. 22, 1999  | at Montreal      | Eric Weinrich      | 19:15 | 2nd    | 1-1   | Steve Shields/Jeff Hackett                   |
| Mar. 20, 1999  | at Boston        | Marco Sturm        | 19:42 | 2nd    | 2-2   | Steve Shields/Byron Dafoe                    |
| Feb. 24, 1999  | vs. Vancouver    | Alex Korolyuk      | 16:34 | 2nd    | 1-1   | Mike Vernon/Garth Snow                       |
| Feb. 15, 1999  | at Florida       | Ray Whitney        | 13:43 | 3rd    | 2-2   | Steve Shields/Sean Burke                     |
| Jan. 21, 1999  | vs. Edmonton     | Bill Guerin        | 6:22  | 3rd    | 3-3   | Mike Vernon/Bob Essensa                      |
| Jan. 16, 1999  | vs. Calgary      | Patrick Marleau    | 19:59 | 3rd    | 3-3   | Mike Vernon/Fred Brathwaite                  |
| Jan. 9, 1999   | vs. Buffalo      | Michael Peca       | 11:03 | 3rd    | 2-2   | Mike Vernon, STEVE SHIELDS/<br>Dominik Hasek |
| Jan. 5, 1999   | at New Jersey    | Jeff Friesen       | 11:07 | 3rd    | 3-3   | Mike Vernon/Martin Brodeur                   |
| Dec 28, 1998   | vs. Philadelphia | Joe Murphy         | 11:31 | 3rd    | 1-1   | Mike Vernon/John Vanbiesbrouck               |
| Dec. 9, 1998   | at Dallas        | Tony Hrkac         | 17:12 | 3rd    | 3-3   | Mike Vernon/Ed Belfour                       |
| Dec. 4, 1998   | vs. Detroit      | Tony Granato       | 14:25 | 3rd    | 2-2   | Steve Shields/Norm Macacle                   |
| Nov. 21, 1998  | vs. N.Y. Rangers | Jarrod Skalde      | 1:12  | 3rd    | 2-2   | Mike Vernon/Dan Cloutier                     |
| Nov. 7, 1998   | vs. St. Louis    | Marco Sturm        | 14:07 | 3rd    | 2-2   | Mike Vernon/G. Fuhr, J. MCLENNAN             |
| Nov. 6, 1998   | at Anaheim       | Dave Lowry         | 10:27 | 3rd    | 2-2   | Steve Shields/Guy Hebert                     |
| Oct. 22, 1998  | at Chicago       | Eric Daze          | 3:53  | 3rd    | 2-2   | Steve Shields/Jeff Hackett                   |
| Oct. 9, 1998   | at Calgary       | Mike Ricci         | 17:42 | 3rd    | 3-3   | Mike Vernon/Ken Wregget                      |
| April 15, 1998 | at Calgary       | Hnat Domenichelli  | 11:00 | 3rd    | 3-3   | Mike Vernon/ Dwayne Roloson                  |
| April 11, 1998 | vs. Vancouver    | Bret Hedican       | 3:44  | 3rd    | 1-1   | Mike Vernon/ Arturs Irbe                     |
| April 2, 1998  | at Ottawa        | Stephane Matteau   | 1:58  | 3rd    | 3-3   | Mike Vernon/Ron Tugnutt                      |
| Jan. 24, 1998  | vs. Florida      | John MacLean       | 19:44 | 3rd    | 1-1   | Kelly Hrudey/ John Vanbiesbrouck             |
| Jan. 15, 1998  | at Colorado      | Joe Sakic          | 11:53 | 3rd    | 2-2   | Mike Vernon/Craig Billington                 |
| Dec. 30, 1997  | at Florida       | Stephane Matteau   | 5:32  | 3rd    | 2-2   | Mike Vernon/ John Vanbiesbrouck              |
| Dec. 18, 1997  | vs. Vancouver    | —                  | —     | —      | 0-0   | Mike Vernon/Arturs Irbe                      |
| Dec. 10, 1997  | vs. Washington   | Peter Bondra       | 19:31 | 3rd    | 3-3   | Mike Vernon/Olaf Kolzig                      |
| Nov. 24, 1997  | at Montreal      | Scott Thornton     | 8:50  | 3rd    | 2-2   | Kelly Hrudey/Andy Moog                       |
| Nov. 4, 1997   | vs. Toronto      | —                  | —     | —      | 0-0   | Mike Vernon/<br>Glenn Healy-Mark Cousineau   |
| April 2, 1997  | vs. Anaheim      | Marty McSorley     | 19:38 | 3rd    | 5-5   | Kelly Hrudey/Guy Hebert                      |
| Feb. 25, 1997  | at Florida       | David Nemirovsky   | 1:24  | 3rd    | 2-2   | Kelly Hrudey/Mark Fitzpatrick                |
| Feb. 8, 1997   | at Ottawa        | Stephen Guolla     | 7:20  | 3rd    | 3-3   | Kelly Hrudey/Damien Rhodes                   |
| Jan. 7, 1997   | vs. Buffalo      | Jeff Friesen       | 6:39  | 3rd    | 1-1   | Chris Terreri/Steve Shields                  |
| Nov. 16, 1996  | at Philadelphia  | Greg Hawgood       | 17:23 | 3rd    | 2-2   | Kelly Hrudey/Garth Snow                      |
| Oct. 26, 1996  | at NY Islanders  | Owen Nolan         | 14:25 | 3rd    | 2-2   | Kelly Hrudey/Tommy Salo                      |
| Oct. 16, 1996  | vs. Florida      | Jeff Friesen       | 13:23 | 3rd    | 3-3   | Chris Terreri/Mark Fitzpatrick               |
| Oct. 5, 1996   | vs. NY Islanders | Bernie Nicholls    | 19:44 | 3rd    | 2-2   | Chris Terreri/Tommy Salo                     |
| Mar. 18, 1996  | at Boston        | Jeff Odgers        | 15:46 | 3rd    | 3-3   | Geoff Sarjeant/Bill Ranford                  |
| Feb. 15, 1996  | at Ottawa        | Kevin Miller       | 0:37  | 3rd    | 2-2   | Wade Flaherty/Damian Rhodes                  |
| Feb. 1, 1996   | vs. Los Angeles  | Jari Kurri         | 13:37 | 3rd    | 6-6   | TERRERI-Flaherty/ Kelly<br>Hrudey            |
| Nov. 2, 1995   | vs. New Jersey   | Kevin Miller       | 19:51 | 3rd    | 3-3   | Arturs Irbe/Martin Brodeur                   |
| Oct. 22, 1995  | at Edmonton      | Ulf Dahlen         | 19:48 | 3rd    | 1-1   | Arturs Irbe/Bill Ranford                     |
| Oct. 19, 1995  | at Winnipeg      | Pat Falloon        | 7:25  | 3rd    | 3-3   | Arturs Irbe/Tim Cheveldae                    |



## TIES (121)

| DATE           | OPPONENT        | GTG               | TIME  | PERIOD | SCORE | GOALTENDER (SJ/OPP)              |
|----------------|-----------------|-------------------|-------|--------|-------|----------------------------------|
| Oct. 12, 1995  | vs. Boston      | Dave Reid         | 11:07 | 3rd    | 6-6   | Arturs Irbe/Blaine Lacher        |
| May 3, 1995    | vs. Vancouver   | Tom Pederson      | 6:31  | 3rd    | 3-3   | Arturs Irbe/Kay Whitmore         |
| April 19, 1995 | at Dallas       | Sergei Makarov    | 19:11 | 3rd    | 5-5   | Arturs Irbe/A. Moog-MIKE TORCHIA |
| Feb. 11, 1995  | at Vancouver    | Tom Pederson      | 7:08  | 1st    | 1-1   | Wade Flaherty/Kirk McLean        |
| Feb. 4, 1995   | at Winnipeg     | Todd Elik         | 13:25 | 3rd    | 3-3   | Arturs Irbe/N. Khabibulin        |
| April 13, 1994 | vs. Edmonton    | Tom Pederson      | 9:39  | 3rd    | 2-2   | Arturs Irbe/Fred Brathwaite      |
| Mar. 22, 1994  | at Pittsburgh   | Todd Elik         | 12:36 | 3rd    | 2-2   | Arturs Irbe/Tom Barasso          |
| Mar. 20, 1994  | vs. Los Angeles | Wayne Gretzky     | 19:11 | 3rd    | 6-6   | Arturs Irbe/Kelly Hrudey         |
| Mar. 8, 1994   | vs. Buffalo     | Alexander Mogilny | 16:15 | 3rd    | 4-4   | Arturs Irbe/Grant Fuhr, D.HASEK  |
| Feb. 28, 1994  | at Winnipeg     | Alexei Zhamnov    | 10:49 | 3rd    | 3-3   | Arturs Irbe/Bob Essensa          |
| Jan. 28, 1994  | at Florida      | Jesse Belanger    | 16:52 | 3rd    | 3-3   | Arturs Irbe/John Vanbiesbrouck   |
| Jan. 11, 1994  | vs. Los Angeles | Jeff Odgers       | 10:48 | 2nd    | 2-2   | Arturs Irbe/Kelly Hrudey         |
| Jan. 4, 1994   | vs. Montreal    | Stephane Lebeau   | 6:07  | 3rd    | 2-2   | Arturs Irbe/Patrick Roy          |
| Feb. 2, 1994   | at Edmonton     | Steven Rice       | 11:58 | 3rd    | 4-4   | Arturs Irbe/Bill Ranford         |
| Dec. 28, 1993  | vs. Calgary     | Ray Whitney       | 13:57 | 3rd    | 3-3   | Arturs Irbe/Mike Vernon          |
| Dec. 22, 1993  | at Toronto      | Sylvain Lefebvre  | 12:17 | 3rd    | 2-2   | Arturs Irbe/Felix Potvin         |
| Dec. 3, 1993   | vs. Winnipeg    | Keith Tkachuk     | 19:16 | 3rd    | 3-3   | Arturs Irbe/Bob Essensa          |
| Nov. 14, 1993  | at N.Y. Rangers | Igor Larionov     | 14:05 | 3rd    | 3-3   | Arturs Irbe/Mike Richter         |
| Nov. 9, 1993   | vs. Toronto     | Dave Ellett       | 19:37 | 3rd    | 2-2   | Arturs Irbe/Felix Potvin         |
| Nov. 2, 1993   | vs. Pittsburgh  | Ulf Samuelsson    | 15:32 | 3rd    | 3-3   | Arturs Irbe/Tom Barrasso         |
| Oct. 16, 1993  | vs. Boston      | Ray Bourque       | 6:41  | 3rd    | 1-1   | Arturs Irbe/Jon Casey            |
| Jan. 2, 1993   | vs. Vancouver   | Robin Bawa        | 7:43  | 3rd    | 2-2   | Jeff Hackett/Kay Whitmore        |
| Nov. 1, 1992   | at Chicago      | Dean Evason       | 11:46 | 3rd    | 4-4   | Brian Hayward/Ed Belfour         |
| Feb. 28, 1992  | vs. Montreal    | Pat Falloon       | 19:59 | 3rd    | 3-3   | Jeff Hackett/Andre Racicot       |
| Jan. 14, 1992  | at Los Angeles  | Doug Wilson       | 9:18  | 3rd    | 3-3   | Jarmo Myllys/Kelly Hrudey        |
| Dec. 10, 1991  | vs. Winnipeg    | Phil Housley      | 17:46 | 3rd    | 3-3   | Arturs Irbe/Steph Beauregard     |
| Nov. 29, 1991  | at Edmonton     | Pat Falloon       | 19:48 | 3rd    | 4-4   | Arturs Irbe/Bill Ranford         |
| Nov. 14, 1991  | vs. Detroit     | Gerard Gallant    | 14:33 | 3rd    | 3-3   | Arturs Irbe/Tim Cheveldae        |




Pat Falloon





## HEAD COACHES



George Kingston




Kevin Constantine



Jim Wiley



Al Sims



Darryl Sutter



Ron Wilson



Todd McLellan



Peter DeBoer

## ALL-TIME HEAD COACHING RECORDS

| NAME                | GC         | RECORD          | PTS PCT.    | SEASONS        |
|---------------------|------------|-----------------|-------------|----------------|
| <b>Peter DeBoer</b> | <b>164</b> | <b>92-59-14</b> | <b>.601</b> | <b>2015-17</b> |
| Todd McLellan       | 540        | 311-163-66      | .637        | 2008-15        |
| Ron Wilson          | 385        | 206-134-45      | .594        | 2002-08        |
| Cap Raeder&         | 1          | 1-0-0-0         | 1.000       | 2002           |
| Darryl Sutter       | 434        | 192-167-75      | .529        | 1997-02        |
| Al Sims             | 82         | 27-47-8         | .378        | 1996-97        |
| Jim Wiley           | 57         | 17-37-3         | .325        | 1995-96        |
| Kevin Constantine   | 157        | 55-78-24        | .427        | 1993-95        |
| George Kingston     | 164        | 28-129-7        | .192        | 1991-93        |

&Cap Raeder served as interim head coach for the Dec. 3, 2003 game at Phoenix, a 3-2 overtime win

## ALL-TIME GENERAL MANAGERS

| NAME   | YEAR(S)             |
|--|---------------------|
| Jack Ferreira                                  | 1991-92             |
| Chuck Grillo                                   | 1992-96             |
| (Vice President, Director of Player Personnel) |                     |
| Dean Lombardi                                  | 1996-03             |
| <b>Doug Wilson</b>                             | <b>2003-present</b> |

## ALL-TIME TEAM CAPTAINS

| PLAYER              | YEAR(S)             |
|---------------------|---------------------|
| Doug Wilson         | 1991-93             |
| Bob Errey           | 1993-95             |
| Jeff Odgers         | 1995-96             |
| Todd Gill           | 1996-98             |
| Owen Nolan          | 1998-03             |
| Vincent Damphousse  | 2003*               |
| Mike Ricci          | 2003*               |
| Alyn McCauley       | 2003*               |
| Patrick Marleau     | 2004-09*            |
| Rob Blake           | 2009-10             |
| <b>Joe Thornton</b> | <b>2010-2014</b>    |
| <b>Joe Pavelski</b> | <b>2015-Current</b> |

\* Served as captain for part of the season as part of a rotating captaincy plan in 2003-04.





## ALL-TIME ATTENDANCE

| SEASON     | HOME DATES | TOTAL    | AVERAGE | % OF CAPACITY | SELLOUTS | CAPACITY |
|------------|------------|----------|---------|---------------|----------|----------|
| 2016-17    | 41         | 717,833  | 17,508  | 99.7%         | 26       | 17,562   |
| 2015-16    | 41         | 686,623  | 16,747  | 95.4%-        | 13       | 17,562   |
| 2014-15    | 41-        | 767,012- | 17,420^ | 99.3%-        | 24-      | 17,562^  |
| 2013-14    | 41         | 720,042  | 17,562  | 100%          | 41       | 17,562   |
| 2012-13#   | 24         | 421,488  | 17,562  | 100%          | 24       | 17,562   |
| 2011-12    | 41         | 720,042  | 17,562  | 100%          | 41       | 17,562   |
| 2010-11*   | 40         | 702,480  | 17,562  | 100%          | 40       | 17,562   |
| 2009-10!   | 41         | 719,904  | 17,559  | 99.9%         | 40       | 17,562   |
| 2008-09    | 41         | 717,023  | 17,488  | 99.9%         | 40       | 17,496   |
| 2007-08    | 41         | 713,863  | 17,411  | 99.5%         | 31       | 17,496   |
| 2006-07    | 41         | 714,316  | 17,422  | 99.6%         | 36       | 17,496   |
| 2005-06    | 41         | 690,095  | 16,831  | 96.2%         | 21       | 17,496   |
| 2003-04    | 41         | 649,261  | 15,836  | 90.5%         | 10       | 17,496   |
| 2002-03    | 41         | 711,386  | 17,350  | 99.2%         | 26       | 17,496   |
| 2001-02    | 41         | 714,357  | 17,423  | 99.6%         | 33       | 17,496   |
| 2000-01@   | 41         | 716,196  | 17,468  | 99.9%         | 35       | 17,496   |
| 1999-00    | 41         | 708,925  | 17,291  | 98.8%         | 32       | 17,483   |
| 1998-99*   | 40         | 685,929  | 17,148  | 98.1%         | 23       | 17,483   |
| 1997-98    | 41         | 701,164  | 17,101  | 97.8%         | 20       | 17,483   |
| 1996-97 \$ | 41         | 714,238  | 17,420  | 99.9%         | 38       | 17,442   |
| 1995-96    | 41         | 704,790  | 17,190  | 100%          | 41       | 17,190   |
| 1994-95 #  | 24         | 412,560  | 17,190  | 100%          | 24       | 17,190   |
| 1993-94 *  | 41         | 680,407  | 16,595  | 96.5%         | 28       | 17,190   |
| 1992-93 *& | 41         | 452,849  | 11,045  | 99.6%         | 34       | 11,089   |
| 1991-92 &  | 40         | 435,520  | 10,888  | 100%          | 40       | 10,888   |

- - Includes Stadium Series game at Levi's Stadium.

^ - Does NOT include Stadium Series game at Levi's Stadium.

! - Capacity increased from 17,496 to 17,562.

@ - Capacity increased from 17,442 to 17,496.

\$ - Capacity increased from 17,190 to 17,442 after first home game.

\* - One neutral site game as designated home team not counted in totals.

& - Seasons played at Cow Palace in Daly City, Calif.

# - Shortened schedule due to labor stoppage.



## ALL-TIME ASSISTANT COACHES

| SEASON  | ASSISTANT COACHES  |
|---------|--|
| 1991-92 | Bob Murdoch<br>Drew Remenda  |
| 1992-93 | Bob Murdoch<br>Drew Remenda  |
| 1993-94 | Wayne Thomas (assistant coach and assistant to director of hockey operations)<br>Vasily Tikhonov<br>Drew Remenda   |
| 1994-95 | Wayne Thomas (assistant coach and assistant to director of hockey operations)<br>Vasily Tikhonov<br>Drew Remenda   |
| 1995-96 | Wayne Thomas (assistant coach and assistant to hockey player personnel director)<br>Drew Remenda (assigned to Kansas City development team, Oct. 10, 1995)<br>Vasily Tikhonov (assigned to Kansas City development team, Oct. 10, 1995)<br>Jim Wiley (promoted from Kansas City development team, Oct. 10, 1995)<br>Mark Kaufman (promoted from Kansas City development team, Oct. 10, 1995) |
| 1996-97 | Wayne Cashman<br>Roy Sommer  |
| 1997-98 | Roy Sommer<br>Paul Baxter  |
| 1998-99 | Paul Baxter<br>Bob Berry   |
| 1999-00 | Paul Baxter<br>Bob Berry   |
| 2000-01 | Rich Preston<br>Cap Raeder<br>Warren Strelow (goaltending coach; served as goaltending consultant from 1997-00)  |
| 2001-02 | Rich Preston<br>Lorne Molleken<br>Warren Strelow (goaltending coach)   |
| 2002-07 | Tim Hunter<br>Rob Zettler<br>Warren Strelow (goaltending coach)  |

| SEASON  | ASSISTANT COACHES  |
|---------|--|
| 2007-08 | Tim Hunter<br>Rob Zettler  |
| 2008-09 | Trent Yawney<br>Todd Richards<br>Jay Woodcroft<br>Mike Ricci (development coach)<br>Corey Schwab (goaltending coach)   |
| 2009-11 | Trent Yawney<br>Matt Shaw<br>Jay Woodcroft<br>Mike Ricci (development coach)<br>Corey Schwab (goaltending coach)   |
| 2011-12 | Matt Shaw<br>Jay Woodcroft<br>Mike Ricci (development coach)<br>Corey Schwab (goaltending coach)   |
| 2012-15 | Larry Robinson (associate coach)<br>Jim Johnson<br>Jay Woodcroft<br>Mike Ricci (development coach)<br>Corey Schwab (goaltending coach)                                     |
| 2015-17 | Bob Boughner<br>Steve Spott<br>Johan Hedberg (assistant/ goaltending coach)<br>Mike Ricci (development coach)<br>Evgeni Nabokov (goaltending development coach)            |
| 2017-18 | Steve Spott<br>Rob Zettler<br>Dave Barr<br>Johan Hedberg (assistant/goaltending coach)<br>Mike Ricci (development coach)<br>Evgeni Nabokov (goaltending development coach) |



## TEAM RECORD BY SEASON

| HOME SEASON          | GP         | W          | L          | T         | O/T       | PTS         | PTS PCT     |
|----------------------|------------|------------|------------|-----------|-----------|-------------|-------------|
| 2016-17              | 41         | 26         | 11         | -         | 4         | 56          | .683        |
| 2015-16              | 41         | 18         | 20         | -         | 3         | 39          | .475        |
| 2014-15              | *41        | 19         | 17         | -         | 5         | 43          | .524        |
| 2013-14              | 41         | 29         | 7          | -         | 5         | 63          | .768        |
| 2012-13              | 24         | 17         | 2          | -         | 5         | 39          | .813        |
| 2011-12              | 41         | 26         | 12         | -         | 3         | 55          | .671        |
| 2010-11              | *41        | 25         | 11         | -         | 5         | 55          | .671        |
| 2009-10              | 41         | 27         | 6          | -         | 8         | 62          | .756        |
| 2008-09 <sup>a</sup> | 41         | 32         | 5          | -         | 4         | 68          | .829        |
| 2007-08              | 41         | 22         | 13         | -         | 6         | 50          | .610        |
| 2006-07              | 41         | 25         | 12         | -         | 4         | 54          | .659        |
| 2005-06              | 41         | 25         | 9          | -         | 7         | 57          | .695        |
| 2003-04              | 41         | 24         | 8          | 7         | 2         | 57          | .695        |
| 2002-03              | 41         | 17         | 16         | 5         | 3         | 42          | .512        |
| 2001-02              | 41         | 25         | 11         | 3         | 2         | 55          | .671        |
| 2000-01              | 41         | 22         | 14         | 4         | 1         | 49          | .598        |
| 1999-00              | 41         | 21         | 17         | 3         | 3         | 48          | .585        |
| 1998-99              | *41        | 17         | 15         | 9         | -         | 43          | .524        |
| 1997-98              | 41         | 17         | 19         | 5         | -         | 39          | .476        |
| 1996-97              | 41         | 14         | 23         | 4         | -         | 32          | .390        |
| 1995-96              | 41         | 12         | 26         | 3         | -         | 27          | .329        |
| 1994-95              | 24         | 10         | 13         | 1         | -         | 21          | .438        |
| 1993-94              | *42        | 19         | 13         | 10        | -         | 48          | .571        |
| 1992-93              | *42        | 8          | 33         | 1         | -         | 17          | .202        |
| 1991-92              | 40         | 14         | 23         | 3         | -         | 31          | .388        |
| <b>TOTALS</b>        | <b>992</b> | <b>511</b> | <b>353</b> | <b>58</b> | <b>70</b> | <b>1150</b> | <b>.580</b> |

| ROAD SEASON          | GP         | W          | L          | T         | OTL       | PTS        | PTS PCT     |
|----------------------|------------|------------|------------|-----------|-----------|------------|-------------|
| 2016-17              | 41         | 20         | 18         | -         | 3         | 43         | .524        |
| 2015-16              | 41         | 28         | 10         | -         | 3         | 59         | .720        |
| 2014-15              | 41         | 21         | 16         | -         | 4         | 46         | .561        |
| 2013-14              | 41         | 22         | 15         | -         | 4         | 48         | .585        |
| 2012-13              | 24         | 8          | 14         | -         | 2         | 18         | .375        |
| 2011-12              | 41         | 17         | 17         | -         | 7         | 41         | .500        |
| 2010-11              | **41       | 23         | 14         | -         | 4         | 50         | .610        |
| 2009-10              | 41         | 24         | 14         | -         | 3         | 51         | .622        |
| 2008-09 <sup>a</sup> | 41         | 21         | 13         | -         | 7         | 49         | .598        |
| 2007-08              | 41         | 27         | 10         | -         | 4         | 58         | .707        |
| 2006-07              | 41         | 26         | 14         | -         | 1         | 53         | .646        |
| 2005-06              | 41         | 19         | 18         | -         | 4         | 42         | .512        |
| 2003-04              | 41         | 19         | 13         | 5         | 4         | 47         | .573        |
| 2002-03              | 41         | 11         | 21         | 4         | 5         | 31         | .378        |
| 2001-02              | 41         | 19         | 16         | 5         | 1         | 44         | .537        |
| 2000-01              | 41         | 18         | 13         | 8         | 2         | 46         | .561        |
| 1999-00              | 41         | 14         | 16         | 7         | 4         | 39         | .476        |
| 1998-99              | **41       | 14         | 18         | 9         | -         | 37         | .451        |
| 1997-98              | 41         | 17         | 19         | 5         | -         | 39         | .476        |
| 1996-97              | 41         | 13         | 24         | 4         | -         | 30         | .366        |
| 1995-96              | 41         | 8          | 29         | 4         | -         | 20         | .244        |
| 1994-95              | 24         | 9          | 12         | 3         | -         | 21         | .438        |
| 1993-94              | **42       | 14         | 22         | 6         | -         | 34         | .405        |
| 1992-93              | **42       | 3          | 28         | 1         | -         | 7          | .083        |
| 1991-92              | 40         | 3          | 35         | 2         | -         | 8          | .100        |
| <b>TOTALS</b>        | <b>992</b> | <b>418</b> | <b>449</b> | <b>63</b> | <b>62</b> | <b>961</b> | <b>.484</b> |

**& — Won Presidents' Trophy**

**# — Won Pacific Division**

**\* — Includes one game at neutral site designated as home game.**

**\*\* — Includes one game at neutral site designated as road game.**



## TEAM RECORD BY SEASON

| OVERALL SEASON | GP          | W          | L          | T          | OTL        | PTS         | PTS PCT     | FINISH              |
|----------------|-------------|------------|------------|------------|------------|-------------|-------------|---------------------|
| 2016-17        | 82          | 46         | 29         | -          | 7          | 99          | .604        | 3rd Div./6th Conf.  |
| 2015-16        | 82          | 46         | 30         | -          | 6          | 98          | .598        | 3rd Div./6th Conf.  |
| 2014-15        | 82          | 40         | 33         | -          | 9          | 89          | .543        | 5th Div./12th Conf. |
| 2013-14        | 82          | 51         | 22         | -          | 9          | 111         | .721        | 2nd Div./4th Conf.  |
| 2012-13        | 48          | 25         | 16         | -          | 7          | 57          | .594        | 3rd Div./6th Conf.  |
| 2011-12        | 82          | 43         | 29         | -          | 10         | 96          | .585        | 2nd Div./7th Conf.  |
| 2010-11#       | 82          | 48         | 25         | -          | 9          | 105         | .640        | 1st Div./2nd Conf.  |
| 2009-10#       | 82          | 51         | 20         | -          | 11         | 113         | .689        | 1st Div./1st Conf.  |
| 2008-09&#      | 82          | 53         | 18         | -          | 11         | 117         | .713        | 1st Div./1st Conf.  |
| 2007-08#       | 82          | 49         | 23         | -          | 10         | 108         | .659        | 1st Div./2nd Conf.  |
| 2006-07        | 82          | 51         | 26         | -          | 5          | 107         | .652        | 2nd Div./5th Conf.  |
| 2005-06        | 82          | 44         | 27         | -          | 11         | 99          | .604        | 2nd Div./5th Conf.  |
| 2003-04#       | 82          | 43         | 21         | 12         | 6          | 104         | .634        | 1st Div./2nd Conf.  |
| 2002-03        | 82          | 28         | 37         | 9          | 8          | 73          | .445        | 5th Div./14th Conf. |
| 2001-02#       | 82          | 44         | 27         | 8          | 3          | 99          | .604        | 1st Div./3rd Conf.  |
| 2000-01        | 82          | 40         | 27         | 12         | 3          | 95          | .579        | 2nd Div./5th Conf.  |
| 1999-00        | 82          | 35         | 33         | 10         | 7          | 87          | .530        | 4th Div./8th Conf.  |
| 1998-99        | 82          | 31         | 33         | 18         | -          | 80          | .488        | 4th Div./7th Conf.  |
| 1997-98        | 82          | 34         | 38         | 10         | -          | 78          | .476        | 4th Div./8th Conf.  |
| 1996-97        | 82          | 27         | 47         | 8          | -          | 62          | .378        | 7th Div./13th Conf. |
| 1995-96        | 82          | 20         | 55         | 7          | -          | 47          | .287        | 7th Div./13th Conf. |
| 1994-95        | 48          | 19         | 25         | 4          | -          | 42          | .438        | 3rd Div./7th Conf.  |
| 1993-94        | 84          | 33         | 35         | 16         | -          | 82          | .488        | 3rd Div./8th Conf.  |
| 1992-93        | 84          | 11         | 61         | 2          | -          | 24          | .143        | 6th Division        |
| 1991-92        | 80          | 17         | 58         | 5          | -          | 39          | .244        | 6th Division        |
| <b>TOTALS</b>  | <b>1984</b> | <b>929</b> | <b>802</b> | <b>121</b> | <b>132</b> | <b>2111</b> | <b>.532</b> |                     |





## SHARKS IN THE NHL ALL-STAR GAME

| SEASON  | HOST         | SKATERS  | G       | A       | PTS     | NOTES  |
|---------|--------------|--|---------|---------|---------|--|
| 2016-17 | Los Angeles  | Brent Burns  | 1 (1,0) | 1 (1,0) | 2 (2,0) | Beat Team Central 10-3 in West Game  |
|         |              | Joe Pavelski   | 2 (1,1) | 1 (1,0) | 3 (2,1) | Lost to Team Metropolitan 3-4 in Final                                     |
| 2015-16 | Nashville    | Brent Burns  | 0       | 4 (3,1) | 4 (3,1) | Beat Team Central 9-6 in West Game   |
|         |              | Joe Pavelski   | 1 (1,0) | 1 (1,0) | 2 (2,0) | Beat Team Atlantic 1-0 in Final  |
| 2014-15 |              | Joe Pavelski   | 1 (1,0) | 1 (1,0) | 2 (2,0) | Beat Team Atlantic 1-0 in Final  |
| 2013-14 |              | NO ALL-STAR GAME DUE TO PARTICIPATION IN THE WINTER OLYMPICS |         |         |         |  |
| 2012-13 |              | NO ALL-STAR GAME   |         |         |         |  |
| 2011-12 | Ottawa       | Logan Couture  | 0       | 1       | 1       | Drafted by Team Alfredsson, last selection in the draft and won a car      |
| 2010-11 | Carolina     | Dan Boyle  | 0       | 1       | 1       | Drafted by Team Staal  |
| 2009-10 |              |  |         |         |         |  |
| 2008-09 | Montreal     | Joe Thornton   | 0       | 3       | 3       | 6th consecutive appearance   |
|         |              | Dan Boyle  | 1       | 1       | 2       | 1st career appearance  |
|         |              | Patrick Marleau  | 1       | 2       | 3       | 3rd career appearance  |
| 2007-08 | Atlanta      | Joe Thornton   | 0       | 1       | 1       | 5th consecutive appearance   |
| 2006-07 | Dallas       | Joe Thornton   | 0       | 0       | 0       | Voted to starting lineup   |
|         |              | Jonathan Cheechoo  | 0       | 1       | 1       | Voted to starting lineup   |
|         |              | Patrick Marleau  | 1       | 0       | 1       | 2nd Fastest Skater during NHL Skills Competition                           |
| 2005-06 |              | NO ALL-STAR GAME DUE TO PARTICIPATION IN THE WINTER OLYMPICS |         |         |         |  |
| 2004-05 |              | NO ALL-STAR GAME   |         |         |         |  |
| 2003-04 | Minnesota    | Patrick Marleau  | 0       | 0       | 0       | 1st career appearance  |
| 2002-03 | Florida      | Teemu Selanne  | 0       | 0       | 0       | Voted to starting lineup   |
| 2001-02 | Los Angeles  | Teemu Selanne  | 2       | 0       | 2       | One of 2 players to score 2 goals in the contest. Voted to starting lineup |
|         |              | Owen Nolan   | 0       | 0       | 0       | Plus-3, 5 shots. Voted to starting lineup                                  |
|         |              | Vincent Damphousse   | 1       | 2       | 3       | Scored opening goal, plus-3. Voted to starting lineup                      |
| 2000-01 | Colorado***  | Marcus Ragnarsson  | 0       | 0       | 0       | Led World Team in ice time (21:04)   |
| 1999-00 | Toronto      | Owen Nolan   | 0       | 0       | 0       | 4th career All-Star Appearance   |
| 1998-99 | Tampa Bay    | Marco Sturm  | 1       | 0       | 1       | Scored World Team's first goal   |
| 1997-98 | Vancouver    | None Selected  |         |         |         |  |
| 1996-97 | San Jose**   | Owen Nolan   | 3       | 0       | 3       | Hat trick; led West in goals   |
|         |              | Tony Granato   | 0       | 0       | 0       | Named as a starter   |
| 1995-96 | Boston       | Owen Nolan   | 0       | 0       | 0       | 2nd career appearance  |
| 1994-95 |              | NO ALL-STAR GAME   |         |         |         |  |
| 1993-94 | N.Y. Rangers | Sandis Ozolinsh  | 2       | 1       | 3       | Led Western Conf. in scoring   |
| 1992-93 | Montreal*    | Kelly Kisio  | 1       | 1       | 2       | 1st career appearance  |
| 1991-92 | Philadelphia | Doug Wilson  | 0       | 0       | 0       | 7th appearance, 6 with Chicago   |

| SEASON  | HOST         | GOALTENDER     | MIN        | GA      | SVS      | NOTES   |
|---------|--------------|----------------|------------|---------|----------|---|
| 2016-17 | Los Angeles  | Martin Jones   | 20 (10,10) | 4 (2,2) | 12 (7,5) |   |
| 2007-08 | Atlanta      | Evgeni Nabokov | 20         | 0       | 8        | First goalie to stop all shots in a period since Nikolai Khabibulin in 2002 |
| 2000-01 | Colorado     | Evgeni Nabokov | 20         | 5       | 11       | Finished 2nd in NHL Skills Competition                                      |
| 1993-94 | N.Y. Rangers | Arturs Irbe    | 20         | 2       | 16       | Stopped 16 of 18 shots  |

| SEASON  | HOST        | COACH         | NOTES                                      |
|---------|-------------|---------------|--|
| 2016-17 | Los Angeles | Peter DeBoer  | First All-Star appearance                  |
| 2011-12 | Ottawa      | Todd McLellan | 12-9 L; Sons helped form team's lines      |
| 2008-09 | Montreal    | Todd McLellan | 12-11 SO loss; 2nd first-year coach in ASG |

\* Pat Falloon was selected to play in 1992-93, but was unable to participate due to injury.

\*\* Tony Granato was the Commissioner's Special Selection from the Western Conference and named starter for Joe Sakic (COL, injured).

\*\*\* Vincent Damphousse was selected to play in 2000-01, but was unable to participate due to injury.



## SHARKS IN THE OLYMPICS

| SEASON | HOST            | SKATER              | GP | G | A | PTS | COUNTRY |
|--------|-----------------|---------------------|----|---|---|-----|---------|
| 2014   | Sochi, Russia   | Joe Pavelski        | 6  | 1 | 4 | 5   | USA     |
|        |                 | Patrick Marleau     | 6  | 0 | 4 | 4   | Canada  |
|        |                 | Marc-Edouard Vlasic | 6  | 0 | 0 | 0   | Canada  |
| 2010   | Vancouver, B.C. | Dany Heatley        | 7  | 4 | 3 | 7   | Canada  |
|        |                 | Dan Boyle           | 7  | 1 | 5 | 6   | Canada  |
|        |                 | Patrick Marleau     | 7  | 2 | 3 | 5   | Canada  |
|        |                 | Joe Pavelski        | 7  | 0 | 3 | 3   | USA     |
|        |                 | Joe Thornton        | 7  | 1 | 1 | 2   | Canada  |
|        |                 | Douglas Murray      | 4  | 0 | 0 | 0   | Sweden  |
|        |                 | Joe Thornton        | 6  | 1 | 2 | 3   | Canada  |
| 2006   | Torino, Italy   | Christian Ehrhoff   | 5  | 1 | 1 | 2   | Germany |
|        |                 | Marcel Goc          | 5  | 1 | 0 | 1   | Germany |
|        |                 | Ville Nieminen      | 8  | 0 | 1 | 1   | Finland |
|        |                 | Joe Thornton        | 6  | 1 | 2 | 3   | Canada  |
| 2002   | Salt Lake City  | Niklas Sundstrum    | 4  | 1 | 3 | 4   | Sweden  |
|        |                 | Teemu Selanne       | 4  | 3 | 0 | 3   | Finland |
|        |                 | Owen Nolan          | 6  | 0 | 3 | 3   | Canada  |
|        |                 | Marcus Ragnarsson   | 4  | 0 | 2 | 2   | Sweden  |
|        |                 | Marco Sturm         | 5  | 0 | 1 | 1   | Germany |
|        |                 | *Christian Ehrhoff  | 7  | 0 | 0 | 0   | Germany |
|        |                 | Gary Suter          | 6  | 0 | 1 | 1   | USA     |
|        |                 | Joe Thornton        | 6  | 1 | 2 | 3   | Canada  |

| SEASON | HOST            | GOALTENDER      | GP | SV%  | GAA  | SO | COUNTRY |
|--------|-----------------|-----------------|----|------|------|----|---------|
| 2014   | Sochi, Russia   | Antti Niemi     | 0  | 0    | 0    | 0  | Finland |
| 2010   | Vancouver, B.C. | Thomas Greiss   | 3  | .815 | 5.03 | 0  | Germany |
|        |                 | Evgeni Nabokov  | 3  | .853 | 4.16 | 0  | Russia  |
| 2006   | Torino, Italy   | Evgeni Nabokov  | 6  | .940 | 1.34 | 3  | Russia  |
|        |                 | **Thomas Greiss | 1  | .875 | 5.00 | 0  | Germany |

\* — Christian Ehrhoff was Sharks a prospect playing in Germany at the time of the Olympics

\*\* — Thomas Greiss was a Sharks prospect playing in Germany at the time of the Olympics



Patrick Marleau, Joe Thornton, Dany Heatley, and Dan Boyle won gold for Team Canada in 2010.



## NHL AWARD WINNERS

### JAMES NORRIS MEMORIAL TROPHY

|         |             |   |
|---------|-------------|---|
| 2016-17 | Brent Burns | Became the first Sharks defenseman to win the award after leading NHL defensemen in goals (29) and points (76), edging out Ottawa Senators star Erik Karlsson and Tampa Bay Lightning stalwart Victor Hedman. |
|---------|-------------|---|

### HART MEMORIAL TROPHY

|         |              |  |
|---------|--------------|--|
| 2005-06 | Joe Thornton | Led the League with 125 points (29-96=125) in 81 games played. He edged out New York Rangers forward Jaromir Jagr and Calgary goaltender Miikka Kiprusoff. |
|---------|--------------|--|

### ART ROSS TROPHY

|         |              |  |
|---------|--------------|--|
| 2005-06 | Joe Thornton | Led the League with 125 points (29-96=125) in 81 games played. |
|---------|--------------|--|

### MAURICE "ROCKET" RICHARD TROPHY

|         |                   |  |
|---------|-------------------|--|
| 2005-06 | Jonathan Cheechoo | Led NHL and set a career high with 56 goals. He also led the NHL in divisional goals, game-winning goals and home goals. |
|---------|-------------------|--|

### CALDER MEMORIAL TROPHY

|         |                |  |
|---------|----------------|--|
| 2000-01 | Evgeni Nabokov | Led rookie goaltenders in games played (66), minutes (3,700), wins (32), shots against (1,582) and shutouts (6). Also third in GAA (2.19) and save percentage (.915). Named NHL Player of the Week Jan. 22-28 and NHL Rookie of the Month for November and December 2000. First NHL goaltender to post 20 wins that season. Finished fourth in Vezina Trophy voting. |
|---------|----------------|--|

### FIRST TEAM NHL ALL-STAR

|         |                |   |
|---------|----------------|---|
| 2016-17 | Brent Burns    | Led the League in first team votes with 155 to earn his first, First Team NHL All-Star nod after being the only defenseman ranked in the top-15 (ranked 9th) in scoring with 76 points on the year. |
| 2007-08 | Evgeni Nabokov | Led NHL in wins (46) and tied for third in GAA (2.14).  |
| 2005-06 | Joe Thornton   | Led the League with 125 points (29-96=125).   |





## NHL AWARD FINALISTS

### SECOND TEAM NHL ALL-STAR

|         |                |   |
|---------|----------------|---|
| 2015-16 | Brent Burns    | Set Sharks franchise record for most goals (27), assists (48) and points (75) by a defenseman in a single season, and most shots on goal by a Sharks skater in a single season (353). |
| 2015-16 | Joe Thornton   | Ranked first on the Sharks in assists (63) and points (82) while becoming the 33rd player in NHL history to record 1,300 career points.   |
| 2013-14 | Joe Pavelski   | Third in NHL in goals (41) and tied for eighth in points (79).  |
| 2008-09 | Dan Boyle      | Sixth amongst NHL defensemen in points (57).  |
| 2007-08 | Joe Thornton   | Led NHL in assists (67) for third straight season.  |
| 2007-08 | Brian Campbell | Among NHL top-five defensemen in points (62).   |

### BILL MASTERTON MEMORIAL TROPHY

|         |              |  |
|---------|--------------|--|
| 1996-97 | Tony Granato | 76 GP, 25-15=40 pts., two hat tricks, started in All-Star Game, returned from February 1996 brain surgery. |
|---------|--------------|--|

### NHL FOUNDATION AWARD

|         |             |  |
|---------|-------------|--|
| 2014-15 | Brent Burns | The NHL Foundation presents \$25,000 to the winner's chosen charitable organization. Burns selected two beneficiaries: Defending the Blue Line and Folds of Honor. |
|---------|-------------|--|

### TED LINDSAY AWARD FINALIST (FORMERLY LESTER B. PEARSON AWARD)

|         |              |  |
|---------|--------------|--|
| 2016-17 | Brent Burns  | Finalist; first defenseman to be voted a finalist in 17 years. |
| 2005-06 | Joe Thornton | Finished second in voting                                      |

### LADY BYNG MEMORIAL TROPHY

|         |                 |                          |
|---------|-----------------|--------------------------|
| 2013-14 | Patrick Marleau | Finished third in voting |
| 2005-06 | Patrick Marleau | Finished third in voting |

### JACK ADAMS AWARD

|         |                   |                           |
|---------|-------------------|---------------------------|
| 2008-09 | Todd McLellan     | Finished third in voting  |
| 2003-04 | Ron Wilson        | Finished second in voting |
| 1993-94 | Kevin Constantine | Finished second in voting |

### CALDER MEMORIAL TROPHY

|         |               |                           |
|---------|---------------|---------------------------|
| 2010-11 | Logan Couture | Finished second in voting |
| 1999-00 | Brad Stuart   | Finished second in voting |

### FRANK J. SELKE TROPHY

|         |               |                          |
|---------|---------------|--------------------------|
| 2003-04 | Alyn McCauley | Finished third in voting |
| 1999-00 | Mike Ricci    | Finished third in voting |

### BILL MASTERTON MEMORIAL TROPHY

|         |              |          |
|---------|--------------|----------|
| 2009-10 | Jed Ortmeyer | Finalist |
|---------|--------------|----------|

### JAMES NORRIS TROPHY

|         |             |                          |
|---------|-------------|--------------------------|
| 2015-16 | Brent Burns | Finished third in voting |
|---------|-------------|--------------------------|

### VEZINA TROPHY

|         |                |                           |
|---------|----------------|---------------------------|
| 2012-13 | Antti Niemi    | Finished third in voting  |
| 2007-08 | Evgeni Nabokov | Finished second in voting |

### NHL FOUNDATION AWARD

|         |             |          |
|---------|-------------|----------|
| 2013-14 | Brent Burns | Finalist |
|---------|-------------|----------|



## NHL HONORS

## NHL ALL-ROOKIE TEAM

|         |                     |  |
|---------|---------------------|--|
| 2010-11 | Logan Couture       | Led all rookies in game-winning goals, power-play goals, shots and face-offs, finished second in goals and points and was fifth in plus-minus.   |
| 2006-07 | Matt Carle          | Led all rookie defensemen and finished sixth among all NHL rookies in points (42) and set several franchise rookie highs — including goals and points by a defenseman and power play goals.  |
|         | Marc-Edouard Vlasic | He and teammate Matt Carle became the second set of defensive teammates to be named to the NHL All-Rookie Team in the same season joining Detroit's Niklas Lidstrom and Vladimir Konstantinov (1991-92). Youngest defenseman in the League in 2006-07. His 23 assists were tied for seventh among all NHL rookies and also placed him sixth on the Sharks all-time single season list for rookies.   |
| 2000-01 | Evgeni Nabokov      | First among rookie goaltenders in games played (66), minutes (3,700), wins (32), shots against (1,582), shutouts (six), third in GAA (2.19) and save percentage (.915). Named NHL Player of the Week Jan. 22-28, NHL Rookie of the Month for November and December 2000. First NHL goaltender to post 20 wins in 2000-01 season. Overall, 11th in wins, sixth in GAA, 10th in save pct., seventh in games played and eighth in minutes. Named to NHL's World All-Star Team. Finished fourth in Vezina Trophy voting. |
| 1999-00 | Brad Stuart         | 82 GP, 36 points (10 goals, 26 assists), first in scoring defensemen on team, seventh overall among rookie scorers, first among rookie defensemen.   |
| 1994-95 | Jeff Friesen        | 48 GP, 25 points (15 goals, 10 assists), team-high five PPG.   |

## NHL PLAYER OF THE MONTH

|            |                 |   |
|------------|-----------------|---|
| Jan. 2017  | Brent Burns     | Named Third Star for January, recording 18 points (6g, 12a) in 14 games to go along with a plus-3 rating and a game-winning goal. He paced all defensemen in goals, assists and points, with the next defenseman gather 12 points. He collected at least one point in 10 of his 14 contests, which included six multi-point performances. |
| March 2016 | Brent Burns     | Named Third Star for March, recording 19 points (6-13=19) in 16 games, ranking tied for second in both assists and points. He collected at least one point in 12 of his 16 contests, which included seven multi-point performances (three to end of the month).   |
| Jan. 2014  | Joe Pavelski    | Named Third Star for January, registering 16 points (12-4=16) in 15 games, including a league-leading 12 goals during the month. Notched his first NHL hat trick on 1/18 at TBL, scoring all three goals in 6:12 during the second period.  |
| Oct. 2013  | Antti Niemi     | Named Third Star for October, posting a 9-1-2 record, 1.72 GAA, .924 SV%, and two shutouts.   |
| Jan. 2013  | Patrick Marleau | 7 GP, 9-5=14 (Second Star); Became the second player in NHL history — and first since Ottawa's Cy Denneny in 1917-18 — to record four consecutive multi-goal games to begin a season.   |
| Feb. 2011  | Antti Niemi     | 10-2-0, 1.89 GAA, .934 sv. %, 3 SO in starting all 13 games   |
| Nov. 2009  | Joe Thornton    | 14 GP, 4-16=20 (Second Star)  |
| Dec. 2007  | Evgeni Nabokov  | 10-4-1, 1.96 GAA, .925 sv. pct., 2 SO (NHL Third Star of the Month)   |
| Mar 2007   | Joe Thornton    | Named NHL's Second Star of the Month leading all players in points (24, five goals and 19 assists) in 14 games.   |
| Feb. 2004  | Evgeni Nabokov  | 8-2-0, 1.75 GAA, .934 save pct., 3 shutouts (named DEFENSIVE PLAYER OF THE MONTH)   |
| Feb. 2002  | Evgeni Nabokov  | 6-0-0, 1.17 GAA, .952 save pct., 2 shutouts — first Shark to win the honor.   |

## NHL ROOKIE OF THE MONTH

|           |                |  |
|-----------|----------------|--|
| Oct. 2013 | Tomas Hertl    | 13 GP, 8-3=11 pts (four goal game on 10/8 vs. Rangers)                           |
| Dec. 2010 | Logan Couture  | 15 GP, 10-4=14 pts., +7  |
| Jan. 2007 | Ryane Clowe    | 11 GP, 9-7=16 pts.   |
| Dec. 2000 | Evgeni Nabokov | 7-2-2, 2.11 GAA, .924 save pct., 2 shutouts                                      |
| Nov. 2000 | Evgeni Nabokov | 8-2-1, 1.96 GAA, .925 save pct., 1 shutout                                       |
| Nov. 1997 | Marco Sturm    | 15 GP, 3-7=10 pts.   |
| Dec. 1992 | Rob Gaudreau   | 14 GP, 14-5=19 pts. (also recorded first two Sharks hat tricks on Dec. 3 and 12) |



## NHL HONORS

### NHL PLAYER OF THE WEEK

|                       |                     |  |
|-----------------------|---------------------|--|
| March 6- March 12     | Joe Pavelski        | 4 GP, 5-1=6 (First Star)   |
| Jan. 23- January 29   | Patrick Marleau     | 3 GP, 5-1=6; four goals in one period (Second Star)                                    |
| Nov. 28- Dec. 4       | Martin Jones        | 3 GP, 3-0-0, 1.01 GAA, .962 sv. % (Third Star)   |
| Nov. 21 - Nov., 27    | Brent Burns         | 4 GP, 2-4=6 (Third Star)   |
| Mar. 28-April 3, 2016 | Brent Burns         | 4 GP, 1-6=7 (Second Star)  |
| Feb. 29-March 6, 2016 | Brent Burns         | 3 GP, 3-3=6 (Third Star)   |
| Nov. 16-Nov. 22, 2015 | Martin Jones        | 3 GP, 3-0-0, 1.63 GAA, .951 sv.%, one shutout (First Star)                             |
| Mar. 10-16, 2014      | Antti Niemi         | 3 GP, 3-0-0, 1.67 GAA, .950 SV%, 1 SO (Third Star)                                     |
| Oct. 14-20, 2013      | Patrick Marleau     | 3 GP, 3-3=6 (Third Star)   |
| Oct. 7-13, 2013       | Tomas Hertl         | 3 GP, 5-0=5 (First Star)   |
| April 14-21, 2013     | Logan Couture       | 4 GP, 3-3=6 (Third Star)   |
| March 25-31, 2013     | Antti Niemi         | 4 GP, 4-0-0, 1.22 GAA, .952 sv%, 2 SO (Second Star)                                    |
| Jan. 20-27, 2013      | Patrick Marleau     | 5 GP, 9-4=13 (First Star)  |
| Nov. 14-20, 2011      | Marc-Edouard Vlasic | 3 GP, 1-6=7, +7 (Second Star)  |
| March 14-20, 2011     | Joe Pavelski        | 4 GP, 3-8=11 (First Star)  |
| Feb. 14-20, 2011      | Antti Niemi         | 3 GP, 3-0-0, 0.98 GAA, .963 sv% (First Star)   |
| Dec. 6-12, 2010       | Ryane Clowe         | 4 GP, 3-5=8 (First Star)   |
| Oct. 25-31, 2010      | Joe Thornton        | 2 GP, 3-5=8, hat trick (Second Star)   |
| Nov. 16-22, 2009      | Joe Thornton        | 3 GP, 2-6=8 (First Star)   |
| Nov. 2-8, 2009        | Evgeni Nabokov      | 3 GP, 2-0-1, .95 GAA, .967 sv.% (Second Star)  |
| Oct. 26-Nov. 1, 2009  | Evgeni Nabokov      | 3 GP, 3-0-0, .97 GAA, .963 sv. % (Third Star)  |
| Oct. 19-25, 2009      | Patrick Marleau     | 4 GP, 3-6=9 (Third Star)   |
| Oct. 5-11, 2009       | Dany Heatley        | 3 GP, 5-3=8 (First Star)   |
| March 24-30, 2008     | Joe Thornton        | 4 GP, 7-1=8 (First Star)   |
| March 3-9, 2008       | Joe Thornton        | 4 GP, 2-5=7 (Third Star)   |
| Dec. 24-30, 2007      | Evgeni Nabokov      | 3-0-0, 1.34 GAA, .949 sv. pct., 1 SO (Third Star)                                      |
| Nov. 12-18, 2007      | Evgeni Nabokov      | 3-0-1, .96 GAA, .959 sv. pct., 2 SO (Second Star)                                      |
| March 19-25, 2007     | Jonathan Cheechoo   | 3 GP, 6-2=8 (Second Star)  |
| March 12-18, 2007     | Joe Thornton        | 4 GP, 4-6=10 (First Star)  |
| March 5-11, 2007      | Evgeni Nabokov      | 2-0-1, .66 GAA, .976 sv. pct. (Third Star)   |
| Jan. 1-7, 2007        | Joe Thornton        | 2 GP, 0-7=7 (Third Star)   |
| April 10-16, 2006     | Joe Thornton        | 4 GP, 1-11=12, plus-7 plus/minus rating for the week                                   |
|                       | Jonathan Cheechoo   | 4 GP, 7-4=11, plus-5 plus/minus rating for the week                                    |
| April 3-9, 2006       | Vesa Toskala        | 4-0-0, .98 GAA, .950 save pct., 1 SO (named DEFENSIVE PLAYER OF THE WEEK)              |
| March 20-26, 2006     | Vesa Toskala        | 3-0-0, 1.66 GAA, .946 save pct, 1 SO (named DEFENSIVE PLAYER OF THE WEEK)              |
| Feb. 6-12, 2006       | Patrick Marleau     | 4 GP, 4-6=10, plus-1 plus/minus rating for week  |
| Dec. 5-11, 2005       | Joe Thornton        | 3 GP, 2-6=8, plus-2 plus/minus rating for week   |
| Nov. 28-Dec. 4, 2005  | Patrick Marleau     | 3 GP, 1-5=6, plus-3 plus/minus rating for week   |
| March 22-28, 2004     | Evgeni Nabokov      | 3-0-0, 1.64 GAA, .944 save pct., 2 SO (named DEFENSIVE PLAYER OF THE WEEK)             |
| Feb. 4-10, 2002       | Evgeni Nabokov      | 3-0-0, 0.67 GAA, .968 save pct., 2 SO  |
| Jan. 22-28, 2001      | Evgeni Nabokov      | 2-0-1, 1.30 GAA, .947 save pct.  |
| Dec. 6-12, 2000       | Owen Nolan          | 3 GP, 4-2=6, plus-5  |
| Oct. 11-17, 1999      | Steve Shields       | 3-0-0, 0.83 GAA, .979 sv pct., 1 SO, set Sharks consecutive scoreless streak at 141:46 |
| March 8-14, 1999      | Steve Shields       | 3-0-0, 1.33 GAA, .948 save pct., 1 SO  |
| Feb. 8-14, 1999       | Mike Vernon         | 3-0-0, 1.00 GAA, .961 save pct.  |
| Dec. 15-21, 1997      | Mike Vernon         | 2-0-1, 0.97 GAA, .958 save pct., 1 SO  |



## NHL AWARD FINALISTS/HONORS

## NHL PLAYER OF THE WEEK

|                       |  |  |
|-----------------------|--|--|
| Nov. 22-28, 1993      | Arturs Irbe<br>(co-Player of the Week) | 3-0-0 2.33 GAA, 2nd career shutout             |
| Feb. 28-March 6, 1994 | Sergei Makarov                         | 3 GP, 4-3=7, plus-6 plus/minus rating for week |

## BILL MASTERTON MEMORIAL TROPHY NOMINEES

The Bay Area chapter of the Professional Hockey Writers Association votes for the San Jose Sharks nominee for the Bill Masterton Memorial Trophy. Each NHL team selects a nominee for the award, which is presented to the player who best exemplifies the qualities of perseverance, sportsmanship and dedication to hockey.

|         |                    |         |                    |
|---------|--------------------|---------|--------------------|
| 2016-17 | Aaron Dell         | 2001-02 | Vincent Damphousse |
| 2015-16 | Joe Thornton       | 2000-01 | Gary Suter         |
| 2014-15 | Scott Hannan       | 1999-00 | Gary Suter         |
| 2013-14 | Alex Stalock       | 1998-99 | Bryan Marchment    |
| 2012-13 | James Sheppard     | 1997-98 | Kelly Hrudey       |
| 2011-12 | Tommy Wingels      | 1996-97 | Tony Granato*      |
| 2010-11 | Joe Pavelski       | 1995-96 | Jeff Odgers        |
| 2009-10 | Jed Ortmeyer**     | 1994-95 | Igor Larionov      |
| 2008-09 | Claude Lemieux     | 1993-94 | Sergei Makarov     |
| 2007-08 | Jeremy Roenick     | 1992-93 | Kelly Kisio        |
| 2006-07 | Curtis Brown       | 1991-92 | Doug Wilson        |
| 2005-06 | Scott Thornton     |         | * — won trophy     |
| 2003-04 | Vincent Damphousse |         | ** — finalist      |
| 2002-03 | Teemu Selanne      |         |                    |



Jed Ortmeyer



## NHL AWARD FINALISTS/HONORS

### KING CLANCY MEMORIAL TROPHY NOMINEES

The King Clancy Memorial Trophy is presented to "the player who best exemplifies leadership qualities on-and-off the ice and has made a noteworthy contribution in his community." Team members nominate a player to represent each NHL club in League-wide voting.

|         |                 |         |              |
|---------|-----------------|---------|--------------|
| 2016-17 | Paul Martin     | 2002-03 | Adam Graves  |
| 2015-16 | Paul Martin     | 2001-02 | Adam Graves  |
| 2014-15 | Brent Burns     | 2000-01 | Tony Granato |
| 2013-14 | Brent Burns     | 1999-00 | Tony Granato |
| 2012-13 | Tommy Wingels   | 1998-99 | Ron Sutter   |
| 2011-12 | Joe Pavelski    | 1997-98 | Jeff Friesen |
| 2010-11 | Joe Pavelski    | 1996-97 | Tony Granato |
| 2009-10 | Manny Malhotra  | 1995-96 | Jeff Odgers  |
| 2008-09 | Patrick Marleau | 1994-95 | Jeff Odgers  |
| 2007-08 | Curtis Brown    | 1993-94 | Arturs Irbe  |
| 2006-07 | Patrick Marleau | 1992-93 | Doug Wilson  |
| 2005-06 | Scott Thornton  | 1991-92 | Doug Wilson  |
| 2003-04 | Mike Ricci      |         |              |

## TEAM HONORS

### SHARKS FOUNDATION "SHARKS PLAYER OF THE YEAR" AWARD

This annual award was established in the franchise's inaugural season and is voted upon by Bay Area media to recognize the Sharks player making the greatest overall contribution to the success of the San Jose Sharks.

|         |                           |
|---------|---------------------------|
| 2016-17 | Brent Burns               |
| 2015-16 | Joe Thornton              |
| 2014-15 | Joe Pavelski              |
| 2013-14 | Joe Pavelski              |
| 2012-13 | Antti Niemi               |
| 2011-12 | Logan Couture             |
| 2010-11 | Antti Niemi               |
| 2009-10 | Patrick Marleau           |
| 2008-09 | Patrick Marleau           |
| 2007-08 | Evgeni Nabokov            |
| 2006-07 | Joe Thornton              |
| 2005-06 | Joe Thornton              |
| 2003-04 | Patrick Marleau           |
| 2002-03 | Teemu Selanne             |
| 2001-02 | Mike Ricci                |
| 2000-01 | Evgeni Nabokov            |
| 1999-00 | Owen Nolan                |
| 1998-99 | Mike Vernon/Steve Shields |
| 1997-98 | Mike Vernon               |
| 1996-97 | Jeff Friesen              |
| 1995-96 | Jamie Baker               |
| 1994-95 | Ulf Dahlen                |
| 1993-94 | Arturs Irbe               |
| 1992-93 | Kelly Kisio               |
| 1991-92 | Jeff Hackett              |



Joe Pavelski



## TEAM HONORS

SHARKS FOUNDATION "SHARKS  
PLAYER OF THE MONTH" AWARD

Established in the 1996-97 season, the Sharks Foundation "Sharks Player of the Month" program honors the Sharks player(s) who have contributed most to the team's success each month.

**1997-98**

|               |                 |
|---------------|-----------------|
| October 1997  | Bill Houlder    |
| November 1997 | Marco Sturm     |
| December 1997 | Mike Vernon     |
| January 1998  | Mike Rathje     |
| February 1998 | None — Olympics |
| March 1998    | Jeff Friesen    |

**1998-99**

|               |               |
|---------------|---------------|
| October 1998  | Marco Sturm   |
| November 1998 | Jeff Friesen  |
| December 1998 | Mike Ricci    |
| January 1999  | Owen Nolan    |
| February 1999 | Mike Vernon   |
| March 1999    | Steve Shields |

**1999-00**

|               |                              |
|---------------|------------------------------|
| October 1999  | Owen Nolan/<br>Steve Shields |
| November 1999 | Vincent Damphousse           |
| December 1999 | Owen Nolan                   |
| January 2000  | Mike Ricci                   |
| February 2000 | Brad Stuart                  |
| March 2000    | Vincent Damphousse           |

**2000-01**

|               |                    |
|---------------|--------------------|
| October 2000  | Evgeni Nabokov     |
| November 2000 | Vincent Damphousse |
| December 2000 | Evgeni Nabokov     |
| January 2001  | Owen Nolan         |
| February 2001 | Niklas Sundstrom   |
| March 2001    | Mike Ricci         |

**2001-02**

|               |                    |
|---------------|--------------------|
| October 2001  | Vincent Damphousse |
| November 2001 | Evgeni Nabokov     |
| December 2001 | Mike Ricci         |
| January 2002  | Brad Stuart        |
| February 2002 | Evgeni Nabokov     |
| March 2002    | Scott Thornton     |

**2002-03**

|               |                    |
|---------------|--------------------|
| October 2002  | Vincent Damphousse |
| November 2002 | Patrick Marleau    |
| December 2002 | Teemu Selanne      |
| January 2003  | Owen Nolan         |
| February 2003 | Scott Hannan       |

**2003-04**

|               |                                    |
|---------------|------------------------------------|
| October 2003  | Scott Hannan                       |
| November 2003 | Vesa Toskala                       |
| December 2003 | Patrick Marleau/<br>Evgeni Nabokov |



Marco Sturm

|               |                   |
|---------------|-------------------|
| January 2004  | Mike Rathje       |
| February 2004 | Marco Sturm       |
| March 2004    | Jonathan Cheechoo |

**2005-06**

|               |                   |
|---------------|-------------------|
| October 2005  | Kyle McLaren      |
| November 2005 | Patrick Marleau   |
| December 2005 | Joe Thornton      |
| January 2006  | Jonathan Cheechoo |
| February 2006 | Vesa Toskala      |
| March 2006    | Vesa Toskala      |
| April 2006    | Joe Thornton      |

**2006-07**

|               |                                 |
|---------------|---------------------------------|
| October 2006  | Milan Michalek                  |
| November 2006 | Evgeni Nabokov/<br>Vesa Toskala |
| December 2006 | Joe Thornton                    |
| January 2007  | Patrick Marleau                 |
| February 2007 | Joe Thornton                    |
| March 2007    | Evgeni Nabokov                  |

**2007-08**

|               |                    |
|---------------|--------------------|
| October 2007  | Evgeni Nabokov     |
| November 2007 | Joe Thornton       |
| December 2007 | Evgeni Nabokov     |
| January 2008  | Craig Rivet        |
| February 2008 | Jonathan Cheechoo  |
| March 2008    | Entire Sharks Team |

**2008-09**

|               |                 |
|---------------|-----------------|
| October 2008  | Patrick Marleau |
| November 2008 | Rob Blake       |
| December 2008 | Joe Thornton    |
| January 2009  | Milan Michalek  |
| February 2009 | Joe Pavelski    |
| March 2009    | Evgeni Nabokov  |



## TEAM HONORS

## SHARKS FOUNDATION "SHARKS PLAYER OF THE MONTH" AWARD

## 2009-10

|               |                 |
|---------------|-----------------|
| October 2009  | Patrick Marleau |
| November 2009 | Joe Thornton    |
| December 2009 | Douglas Murray  |
| January 2010  | Evgeni Nabokov  |
| February 2010 | Dany Heatley    |
| March 2010    | Ryane Clowe     |

## 2010-11

|               |                   |
|---------------|-------------------|
| October 2010  | Antero Niittymäki |
| November 2010 | Ryane Clowe       |
| December 2010 | Logan Couture     |
| January 2011  | Antti Niemi       |
| February 2011 | Antti Niemi       |
| March 2011    | Patrick Marleau   |

## 2011-12

|               |                                      |
|---------------|--------------------------------------|
| October 2011  | Joe Pavelski/<br>Marc-Edouard Vlasic |
| November 2011 | Patrick Marleau                      |
| December 2011 | Logan Couture                        |
| January 2012  | Dan Boyle                            |
| February 2012 | Joe Thornton                         |
| March 2012    | Joe Thornton                         |

## 2012-13

|                       |               |
|-----------------------|---------------|
| January/February 2013 | Antti Niemi   |
| March 2013            | Brent Burns   |
| April 2013            | Logan Couture |

## 2013-14

|                     |                     |
|---------------------|---------------------|
| October 2014        | Marc-Edouard Vlasic |
| November 2014       | Joe Thornton        |
| December 2014       | Joe Pavelski        |
| January 2014        | Joe Pavelski        |
| February/March 2014 | James Sheppard      |

## 2014-15

|               |                               |
|---------------|-------------------------------|
| October 2014  | Brent Burns/<br>Tommy Wingels |
| November 2014 | Marc-Edouard Vlasic           |
| December 2014 | Joe Pavelski                  |
| January 2015  | Logan Couture                 |
| February 2015 | Joe Thornton                  |
| March 2015    | Brent Burns                   |

## 2015-16

|               |              |
|---------------|--------------|
| October 2015  | Joel Ward    |
| November 2015 | Brent Burns  |
| December 2015 | Joe Pavelski |
| January 2016  | Joe Thornton |
| February 2016 | Martin Jones |
| March 2016    | Brent Burns  |

## 2016-17

|               |                 |
|---------------|-----------------|
| October 2016  | Brent Burns     |
| November 2016 | Martin Jones    |
| December 2016 | Joe Pavelski    |
| January 2017  | Patrick Marleau |
| February 2017 | Logan Couture   |
| March 2017    | Joe Pavelski    |

## GORDIE HOWE HAT TRICKS

Named after the Hockey Hall of Famer, a player must score a goal, record an assist and pick up a fighting major in the same game. Entering this season, there have been 12 "Gordie Howe Hat Tricks" in Sharks history.

| DATE           | GAME            | SCORE   | PLAYER            | G | A | FM |
|----------------|-----------------|---------|-------------------|---|---|----|
| March 30, 2017 | at Edmonton     | 2-3 L   | Jannik Hansen     | 1 | 1 | 1  |
| March 17, 2016 | @ Calgary       | 2-1 WOT | Brent Burns       | 1 | 1 | 1  |
| Mar. 11, 2014  | vs. Toronto     | 6-2 W   | Tommy Wingels     | 1 | 1 | 1  |
| April 5, 2012  | @ Los Angeles   | 6-5 WSO | Ryane Clowe       | 1 | 1 | 2  |
| April 5, 2012  | @ Los Angeles   | 6-5 WSO | Joe Thornton      | 1 | 1 | 1  |
| April 4, 2011  | vs. Los Angeles | 6-1 W   | Dan Boyle         | 1 | 1 | 1  |
| March 26, 2011 | @ Phoenix       | 4-1 W   | Ryane Clowe       | 1 | 2 | 1  |
| Nov. 4, 2008   | vs. Minnesota   | 3-1 W   | Ryane Clowe       | 1 | 1 | 1  |
| Jan. 6, 2007   | vs. Columbus    | 5-2 W   | Christian Ehrhoff | 1 | 1 | 1  |
| Nov. 25, 2002  | @ St. Louis     | 4-1 W   | Brad Stuart       | 1 | 1 | 2  |
| Jan. 5, 2002   | vs. Florida     | 6-0 W   | Matt Bradley      | 1 | 1 | 1  |
| Dec. 10, 1999  | vs. Atlanta     | 4-1 W   | Patrick Marleau   | 1 | 1 | 1  |
| Jan. 7, 1999   | @ Nashville     | 4-3 W   | Ronnie Stern      | 1 | 1 | 1  |
| March 10, 1996 | vs. Buffalo     | 6-4 W   | Owen Nolan        | 1 | 1 | 1  |
| Jan. 13, 1996  | @ Pittsburgh    | 10-8 W  | Jim Kyte          | 1 | 1 | 1  |
| Dec. 2, 1995   | vs. Washington  | 5-3 W   | Owen Nolan        | 1 | 2 | 1  |
| Jan. 25, 1992  | vs. Edmonton    | 5-2 W   | Link Gaetz        | 1 | 1 | 1  |





## TEAM HONORS

## "SHARKS ROOKIE OF THE YEAR" AWARD

"SHARKS ROOKIES OF THE YEAR presented by SAP" AWARD

|         |                         |         |                               |
|---------|-------------------------|---------|-------------------------------|
| 2016-17 | Kevin Labanc            | 2003-04 | Tom Preissing                 |
| 2015-16 | Joonas Donskoi          | 2002-03 | Jim Fahey                     |
| 2014-15 | Melker Karlsson         | 2001-02 | Matt Bradley                  |
| 2013-14 | Tomas Hertl, Matt Nieto | 2000-01 | Evgeni Nabokov                |
| 2012-13 | Matt Irwin              | 1999-00 | Brad Stuart                   |
| 2011-12 | Andrew Desjardins       | 1998-99 | Alexander Korolyuk            |
| 2010-11 | Logan Couture           | 1997-98 | Patrick Marleau, Marco Sturm, |
| 2009-10 | Jason Demers            |         | Andrei Zyuzin                 |
| 2008-09 | Tomas Plihal            | 1996-97 | Stephen Guolla                |
| 2007-08 | Torrey Mitchell         | 1995-96 | Marcus Ragnarsson             |
| 2006-07 | Marc-Edouard Vlasic     | 1994-95 | Jeff Friesen                  |
| 2005-06 | Milan Michalek          |         |                               |

## "THREE STARS OF THE GAME" AWARD

Xactly Inspired Performance "THREE STARS OF THE GAME" AWARD...Martin Jones received the 2016-17 Xactly Inspired Performance "Three Stars of the Game" Award. Players received five points for every first star selection after each regular season game. No. 2 stars were given three points and the No. 3 star received one point. The three stars of each regular season game are chosen by the media covering the game, based on his performance that night. The three stars are recorded on the official scoresheet. On behalf of the winner, Xactly Inspired Performance will present a check for \$5,000 to the Sharks Foundation.

Previous winners include Joe Pavelski, (2015-16), Logan Couture (2014-15), Antti Niemi (2012-13, 2010-11), Joe Pavelski (2011-12), Evgeni Nabokov (2009-10), Patrick Marleau (2009-10, 2003-04), Joe Thornton (2013-14, 2007-08, 2006-07), and Jonathan Cheechoo (2005-06).

## SHARKS "FAN FAVORITE" AWARD PRESENTED BY ENTERPRISE EXOTIC CAR COLLECTION

Brent Burns is the recipient of the "Fan Favorite" Award, which was determined by fan voting on social media and at sjsharks.com

|         |              |         |                 |
|---------|--------------|---------|-----------------|
| 2016-17 | Brent Burns  | 2012-13 | Patrick Marleau |
| 2015-16 | Brent Burns  | 2011-12 | Patrick Marleau |
| 2014-15 | Joe Pavelski | 2010-11 | Patrick Marleau |
| 2013-14 | Joe Pavelski |         |                 |



Tomas Hertl



# OPPONENT LEADERS VS. SAN JOSE



Teemu Selanne

## GAMES PLAYED

| PLAYER           | GP  |
|------------------|-----|
| Shane Doan       | 112 |
| Teemu Selanne    | 92  |
| Todd Marchant    | 82  |
| Mike Modano      | 81  |
| Darryl Sydor     | 78  |
| Nicklas Lidstrom | 74  |
| Jarome Iginla    | 73  |
| Derek Morris     | 72  |
| Dustin Brown     | 72  |
| Ryan Smyth       | 71  |
| Rob Blake        | 69  |
| Sergei Zubov     | 68  |
| Keith Tkachuk    | 67  |
| Ryan Getzlaf     | 67  |
| Henrik Sedin     | 66  |
| Mattias Norstrom | 66  |
| Sean O'Donnell   | 66  |
| Doug Weight      | 66  |
| Jere Lehtinen    | 65  |
| Corey Perry      | 65  |
| Daniel Sedin     | 65  |

## GOALS

| PLAYER           | GP  | G  |
|------------------|-----|----|
| Teemu Selanne    | 92  | 51 |
| Brendan Shanahan | 53  | 34 |
| Keith Tkachuk    | 67  | 33 |
| Jarome Iginla    | 73  | 30 |
| Theo Fleury      | 54  | 30 |
| Joe Nieuwendyk   | 53  | 29 |
| Joe Sakic        | 52  | 28 |
| Shane Doan       | 112 | 27 |
| Jason Arnott     | 59  | 26 |
| Scott Young      | 49  | 26 |
| Luc Robitaille   | 62  | 26 |
| Pavel Bure       | 39  | 24 |
| Corey Perry      | 65  | 24 |
| Mike Modano      | 81  | 24 |
| Paul Kariya      | 59  | 24 |
| Sergei Fedorov   | 55  | 23 |
| Cliff Ronning    | 61  | 23 |
| Ryan Smyth       | 71  | 22 |
| Brett Hull       | 51  | 22 |
| Pierre Turgeon   | 42  | 21 |
| Tomas Sandstrom  | 32  | 20 |
| Rick Nash        | 41  | 20 |
| Jeremy Roenick   | 55  | 19 |
| Radim Vrbata     | 57  | 18 |
| Jere Lehtinen    | 65  | 18 |
| Martin Gelinas   | 53  | 18 |
| Bill Guerin      | 42  | 18 |



## OPPONENT LEADERS VS. SAN JOSE

## ASSISTS

| PLAYER            | GP  | A  |
|-------------------|-----|----|
| Nicklas Lidstrom  | 74  | 52 |
| Mike Modano       | 81  | 49 |
| Teemu Selanne     | 92  | 48 |
| Joe Sakic         | 52  | 47 |
| Al MacInnis       | 53  | 43 |
| Ryan Getzlaf      | 67  | 43 |
| Shane Doan        | 112 | 42 |
| Doug Weight       | 66  | 42 |
| Wayne Gretzky     | 32  | 39 |
| Paul Kariya       | 59  | 37 |
| Cliff Ronning     | 61  | 37 |
| Brendan Shanahan  | 53  | 33 |
| Anze Kopitar      | 63  | 33 |
| Mario Lemieux     | 14  | 32 |
| Keith Tkachuk     | 67  | 32 |
| Luc Robitaille    | 62  | 31 |
| Adam Oates        | 27  | 31 |
| Sergei Fedorov    | 55  | 31 |
| Theo Fleury       | 54  | 31 |
| Scott Niedermayer | 52  | 31 |
| Brett Hull        | 51  | 30 |
| Sergei Zubov      | 68  | 30 |
| Alex Tanguay      | 51  | 30 |
| Chris Pronger     | 60  | 30 |
| Henrik Sedin      | 66  | 29 |
| Phil Housley      | 45  | 29 |
| Paul Coffey       | 25  | 29 |
| Teppo Numminen    | 60  | 29 |

## POINTS

| PLAYER           | GP  | G  | A  | PTS |
|------------------|-----|----|----|-----|
| Teemu Selanne    | 92  | 51 | 48 | 99  |
| Joe Sakic        | 52  | 28 | 47 | 75  |
| Mike Modano      | 81  | 24 | 49 | 73  |
| Shane Doan       | 112 | 27 | 42 | 69  |
| Brendan Shanahan | 53  | 34 | 33 | 67  |
| Keith Tkachuk    | 67  | 33 | 32 | 65  |
| Nicklas Lidstrom | 74  | 11 | 52 | 63  |
| Theo Fleury      | 54  | 30 | 31 | 61  |
| Paul Kariya      | 59  | 24 | 37 | 61  |
| Cliff Ronning    | 61  | 23 | 37 | 60  |
| Luc Robitaille   | 62  | 26 | 31 | 57  |
| Al MacInnis      | 53  | 12 | 43 | 55  |
| Jarome Iginla    | 73  | 30 | 25 | 55  |
| Sergei Fedorov   | 55  | 23 | 31 | 54  |
| Ryan Getzlaf     | 67  | 11 | 43 | 54  |
| Doug Weight      | 66  | 11 | 42 | 53  |
| Brett Hull       | 51  | 22 | 30 | 52  |
| Jason Arnott     | 59  | 26 | 26 | 52  |
| Wayne Gretzky    | 32  | 12 | 39 | 51  |
| Mario Lemieux    | 14  | 17 | 32 | 49  |

|                |    |    |    |    |
|----------------|----|----|----|----|
| Anze Kopitar   | 63 | 15 | 33 | 48 |
| Corey Perry    | 65 | 24 | 24 | 48 |
| Pierre Turgeon | 42 | 21 | 25 | 46 |
| Joe Nieuwendyk | 53 | 29 | 16 | 45 |
| Jeremy Roenick | 55 | 19 | 25 | 44 |
| Scott Young    | 49 | 26 | 18 | 44 |

## PIM

| PLAYER           | GP | PIM |
|------------------|----|-----|
| Steve Ott        | 52 | 155 |
| Donald Brashear  | 36 | 138 |
| Warren Rychel    | 27 | 127 |
| Rob Blake        | 69 | 126 |
| Keith Tkachuk    | 67 | 123 |
| Tie Domi         | 30 | 121 |
| Matt Johnson     | 25 | 118 |
| Bob Probert      | 33 | 116 |
| Gino Odjick      | 32 | 114 |
| Darren McCarty   | 41 | 110 |
| Ian Laperriere   | 61 | 102 |
| Dave Manson      | 42 | 101 |
| George Parros    | 37 | 101 |
| Luke Richardson  | 56 | 101 |
| Brendan Shanahan | 53 | 99  |
| Dana Murzyn      | 32 | 99  |
| Theo Fleury      | 54 | 95  |
| Doug Weight      | 66 | 95  |
| Louie DeBrusk    | 28 | 94  |
| Corey Perry      | 65 | 94  |
| Ken Baumgartner  | 19 | 93  |
| Jamal Mayers     | 38 | 93  |
| Derian Hatcher   | 48 | 92  |
| Cale Hulse       | 36 | 91  |
| Sean O'Donnell   | 66 | 90  |



Curtis Joseph

## OPPONENT GOALTENDING LEADERS VS. SAN JOSE

### GAMES PLAYED

| PLAYER                 | GP |
|------------------------|----|
| Curtis Joseph          | 47 |
| Marty Turco            | 46 |
| Jean-Sebastien Giguere | 37 |
| Ed Belfour             | 37 |
| Patrick Roy            | 36 |
| Nikolai Khabibulin     | 35 |
| Guy Hebert             | 34 |
| Felix Potvin           | 33 |
| Miikka Kiprusoff       | 33 |
| Dwayne Roloson         | 31 |
| Roberto Luongo         | 31 |
| Jonathan Quick         | 30 |
| Bill Ranford           | 29 |
| Ilya Bryzgalov         | 29 |
| Chris Osgood           | 28 |
| Tomas Vokoun           | 26 |
| Mike Vernon            | 26 |
| Sean Burke             | 26 |
| Jonas Hiller           | 25 |
| Mike Smith             | 24 |
| Kirk McLean            | 24 |
| Grant Fuhr             | 23 |
| Niklas Backstrom       | 22 |
| Pekka Rinne            | 22 |
| Jocelyn Thibault       | 22 |

### WINS

|                        | GP | W  | L  | T/OT |
|------------------------|----|----|----|------|
| Curtis Joseph          | 47 | 34 | 11 | 1    |
| Patrick Roy            | 36 | 25 | 6  | 4    |
| Marty Turco            | 46 | 24 | 16 | 5    |
| Mike Vernon            | 26 | 19 | 3  | 3    |
| Chris Osgood           | 28 | 17 | 9  | 1    |
| Nikolai Khabibulin     | 35 | 17 | 12 | 4    |
| Felix Potvin           | 33 | 17 | 11 | 5    |
| Kirk McLean            | 24 | 17 | 5  | 1    |
| Guy Hebert             | 34 | 17 | 13 | 3    |
| Tomas Vokoun           | 26 | 16 | 9  | 1    |
| Miikka Kiprusoff       | 33 | 16 | 14 | 3    |
| Jean-Sebastien Giguere | 37 | 15 | 17 | 2    |
| Ed Belfour             | 37 | 14 | 17 | 5    |
| Bill Ranford           | 29 | 14 | 9  | 4    |
| Jonathan Quick         | 30 | 14 | 9  | 5    |
| Roberto Luongo         | 31 | 13 | 12 | 5    |
| Grant Fuhr             | 23 | 13 | 7  | 0    |
| Mike Smith             | 24 | 12 | 8  | 3    |
| Dwayne Roloson         | 31 | 12 | 12 | 4    |
| Jonas Hiller           | 25 | 11 | 11 | 2    |
| Pekka Rinne            | 22 | 11 | 6  | 4    |
| Kelly Hrudey           | 21 | 10 | 7  | 4    |
| Martin Brodeur         | 20 | 10 | 8  | 2    |
| Ryan Miller            | 19 | 10 | 8  | 1    |
| Ilya Bryzgalov         | 29 | 10 | 12 | 4    |



## OPPONENT GOALTENDING LEADERS VS. SAN JOSE

## LOSSES

| PLAYER                 | GP | W  | L  | T/OT |
|------------------------|----|----|----|------|
| Jean-Sebastien Giguere | 37 | 15 | 17 | 2    |
| Ed Belfour             | 37 | 14 | 17 | 5    |
| Sean Burke             | 26 | 8  | 16 | 2    |
| Marty Turco            | 46 | 24 | 16 | 5    |
| Miikka Kiprusoff       | 33 | 16 | 14 | 3    |
| Niklas Backstrom       | 22 | 6  | 13 | 3    |
| Guy Hebert             | 34 | 17 | 13 | 3    |
| Dwayne Roloson         | 31 | 12 | 12 | 4    |
| Ilya Bryzgalov         | 29 | 10 | 12 | 4    |
| Nikolai Khabibulin     | 35 | 17 | 12 | 4    |
| Roberto Luongo         | 31 | 13 | 12 | 5    |
| Jonas Hiller           | 25 | 11 | 11 | 2    |
| Curtis Joseph          | 47 | 34 | 11 | 1    |
| Felix Potvin           | 33 | 17 | 11 | 5    |
| Jocelyn Thibault       | 22 | 9  | 11 | 2    |
| Steve Mason            | 19 | 6  | 10 | 3    |
| Ron Tugnutt            | 21 | 6  | 10 | 1    |
| Peter Budaj            | 15 | 5  | 9  | 1    |
| Bill Ranford           | 29 | 14 | 9  | 4    |
| Marc Denis             | 14 | 4  | 9  | 0    |
| Kari Lehtonen          | 19 | 7  | 9  | 3    |
| Tomas Vokoun           | 26 | 16 | 9  | 1    |
| Chris Osgood           | 28 | 17 | 9  | 1    |
| Jonathan Quick         | 30 | 14 | 9  | 5    |
| Jason LaBarbera        | 16 | 3  | 9  | 2    |

## MINUTES

| PLAYER                 | GP | MINS |
|------------------------|----|------|
| Curtis Joseph          | 47 | 2785 |
| Marty Turco            | 46 | 2665 |
| Ed Belfour             | 37 | 2168 |
| Patrick Roy            | 36 | 2118 |
| Jean-Sebastien Giguere | 37 | 2110 |
| Nikolai Khabibulin     | 35 | 2063 |
| Felix Potvin           | 33 | 1931 |
| Guy Hebert             | 34 | 1922 |
| Miikka Kiprusoff       | 33 | 1913 |
| Roberto Luongo         | 31 | 1842 |
| Dwayne Roloson         | 31 | 1755 |
| Jonathan Quick         | 30 | 1702 |
| Bill Ranford           | 29 | 1647 |
| Ilya Bryzgalov         | 29 | 1593 |
| Chris Osgood           | 28 | 1575 |
| Tomas Vokoun           | 26 | 1528 |
| Mike Vernon            | 26 | 1469 |
| Sean Burke             | 26 | 1458 |
| Mike Smith             | 24 | 1447 |
| Jonas Hiller           | 25 | 1402 |
| Kirk McLean            | 24 | 1401 |
| Tommy Salo             | 21 | 1297 |
| Niklas Backstrom       | 22 | 1291 |
| Jocelyn Thibault       | 22 | 1287 |

## GOALS AGAINST AVERAGE

MIN 5 GP

| PLAYER             | GP | GAA  |
|--------------------|----|------|
| Carter Hutton      | 5  | 0.98 |
| Jhonas Enroth      | 6  | 1.33 |
| Kevin Weekes       | 5  | 1.37 |
| Chris Terreri      | 9  | 1.57 |
| Patrick Roy        | 36 | 1.59 |
| Jamie Storr        | 12 | 1.80 |
| John Vanbiesbrouck | 14 | 1.82 |
| Mike Vernon        | 26 | 1.84 |
| Pekka Rinne        | 22 | 1.87 |
| Manny Fernandez    | 15 | 1.93 |
| Jeff Hackett       | 11 | 1.95 |
| Al Montoya         | 5  | 1.97 |
| Ty Conklin         | 11 | 2.03 |
| Jon Casey          | 6  | 2.11 |
| Fred Brathwaite    | 11 | 2.11 |
| Ken Wregget        | 5  | 2.14 |
| Brent Johnson      | 11 | 2.15 |
| Marc-Andre Fleury  | 11 | 2.15 |
| Mike Smith         | 24 | 2.16 |
| Tim Thomas         | 8  | 2.16 |
| Corey Crawford     | 16 | 2.17 |
| Chad Johnson       | 5  | 2.18 |
| Mike Dunham        | 9  | 2.19 |
| Curtis Joseph      | 47 | 2.20 |
| Fredrik Norrena    | 6  | 2.21 |

## SAVE PERCENTAGE

MIN 5 GP

| PLAYER               | GP | SV%   |
|----------------------|----|-------|
| Carter Hutton        | 5  | 0.968 |
| Jhonas Enroth        | 6  | 0.957 |
| Pekka Rinne          | 22 | 0.942 |
| Mike Smith           | 24 | 0.942 |
| Chris Terreri        | 9  | 0.941 |
| Kevin Weekes         | 5  | 0.939 |
| Marc-Andre Fleury    | 11 | 0.937 |
| Patrick Roy          | 36 | 0.937 |
| Jamie Storr          | 12 | 0.935 |
| John Vanbiesbrouck   | 14 | 0.931 |
| Corey Crawford       | 16 | 0.930 |
| Ty Conklin           | 11 | 0.929 |
| Manny Fernandez      | 15 | 0.929 |
| Jonas Hiller         | 25 | 0.928 |
| Al Montoya           | 5  | 0.928 |
| Fred Brathwaite      | 11 | 0.927 |
| Jean-Sebastien Aubin | 6  | 0.927 |
| Sergei Bobrovsky     | 11 | 0.927 |
| Tim Thomas           | 8  | 0.927 |
| Mike Vernon          | 26 | 0.927 |
| Michal Neuvirth      | 6  | 0.926 |
| Henrik Lundqvist     | 10 | 0.925 |
| Chad Johnson         | 5  | 0.925 |
| David Aebischer      | 7  | 0.922 |
| Curtis Joseph        | 47 | 0.922 |



## 2015-16 SEASON REVIEW

### SEASON HIGHLIGHTS

- The Sharks reached the Stanley Cup Final for the first time in franchise history, dispatching the St. Louis Blues to win their first Western Conference Championship in the process.
- The Sharks set a franchise record by winning 28 road games, the second-most road victories in a single season in NHL history.
- The Sharks set a franchise record by sweeping a six-game road trip from Nov. 13-22, marking the first time San Jose has swept a road trip longer than four games.
- **Joe Pavelski** was named the team's ninth full-time captain, becoming the first American-born captain in team history.
- **Brent Burns** set several franchise records for a defenseman, including most goals in a single season (27), most assists in a single season (48), most points in a single season (75), and he set the Sharks franchise record for shots on goal (353).
- **Patrick Marleau** played in his 1,400th NHL game, becoming just the 36th player in NHL history to reach the milestone

### MAJOR TRANSACTIONS

- Acquired **D Roman Polak** and **F Nick Spaling** from Toronto in exchange for **Raffi Torres**, a second round selection in the 2017 NHL Draft and a second round selection in the 2018 NHL Draft on Feb. 22, 2016.
- Signed **F Joel Martin** on July 3, 2015.
- Signed **D Paul Martin** on July 1, 2015.
- Acquired **G Martin Jones** from Boston in exchange for a first-round selection (29th overall) in the 2016 NHL Draft and **F Sean Kuraly** on June 30, 2015.

### PACIFIC DIVISION

|                     | GP        | W         | L         | OT       | GF         | GA         | PTS       |
|---------------------|-----------|-----------|-----------|----------|------------|------------|-----------|
| ANAHEIM (4)         | 82        | 46        | 25        | 11       | 218        | 192        | 103       |
| LOS ANGELES (5)     | 82        | 48        | 28        | 6        | 225        | 195        | 102       |
| <b>SAN JOSE (6)</b> | <b>82</b> | <b>46</b> | <b>30</b> | <b>6</b> | <b>241</b> | <b>210</b> | <b>98</b> |
| ARIZONA (10)        | 82        | 35        | 39        | 8        | 209        | 245        | 78        |
| CALGARY (12)        | 82        | 35        | 40        | 7        | 231        | 260        | 77        |
| VANCOUVER (13)      | 82        | 31        | 38        | 13       | 191        | 243        | 75        |
| EDMONTON (14)       | 82        | 31        | 43        | 8        | 203        | 245        | 706       |

### FINAL STATISTICS

| NO | P | PLAYER               | GP | G  | A  | PTS | PIM |
|----|---|----------------------|----|----|----|-----|-----|
| 19 | C | JOE THORNTON         | 82 | 19 | 63 | 82  | 54  |
| 8  | C | JOE PAVELSKI         | 82 | 38 | 40 | 78  | 30  |
| 88 | D | BRENT BURNS          | 82 | 27 | 48 | 75  | 53  |
| 12 | L | PATRICK MARLEAU      | 82 | 25 | 23 | 48  | 10  |
| 48 | C | TOMAS HERTL          | 81 | 21 | 25 | 46  | 26  |
| 42 | R | JOEL WARD            | 79 | 21 | 22 | 43  | 28  |
| 44 | D | MARC-EDOUARD VLASIC  | 67 | 8  | 31 | 39  | 48  |
| 39 | C | LOGAN COUTURE        | 52 | 15 | 21 | 36  | 20  |
| 27 | R | JOONAS DONSKOI       | 76 | 11 | 25 | 36  | 20  |
| 61 | D | JUSTIN BRAUN         | 80 | 4  | 19 | 23  | 36  |
| 50 | C | CHRIS TIERNEY        | 79 | 7  | 13 | 20  | 20  |
| 7  | D | PAUL MARTIN          | 78 | 3  | 17 | 20  | 22  |
| 68 | C | MELKER KARLSSON      | 65 | 10 | 9  | 19  | 16  |
| 57 | C | TOMMY WINGELS        | 68 | 7  | 11 | 18  | 63  |
| 83 | L | MATT NIETO           | 67 | 8  | 9  | 17  | 10  |
| 4  | D | BRENDEN DILLON       | 76 | 2  | 9  | 11  | 61  |
| 9  | C | DAINIUS ZUBRUS       | 50 | 3  | 4  | 7   | 20  |
| 16 | C | NICK SPALING (TOTAL) | 58 | 3  | 10 | 13  | 24  |
|    |   | SJS                  | 23 | 2  | 4  | 6   | 6   |
|    |   | TOR                  | 35 | 1  | 6  | 7   | 18  |
| 74 | D | DYLAN DEMELO         | 45 | 2  | 2  | 4   | 14  |
| 80 | D | MATT TENNYSON        | 29 | 1  | 3  | 4   | 0   |
| 18 | R | MIKE BROWN           | 44 | 1  | 2  | 3   | 63  |
| 46 | D | ROMAN POLAK (TOTAL)  | 79 | 1  | 15 | 16  | 72  |
|    |   | SJS                  | 24 | 0  | 3  | 3   | 16  |
|    |   | TOR                  | 55 | 1  | 12 | 13  | 56  |
| 89 | R | BARCLAY GOODROW      | 14 | 0  | 3  | 3   | 16  |
| 82 | L | NIKOLAY GOLDOBIN     | 9  | 1  | 1  | 2   | 0   |
| 38 | C | MICHAEL HALEY        | 16 | 1  | 0  | 1   | 48  |
| 11 | C | BRYAN LERG           | 6  | 0  | 0  | 0   | 0   |
| 21 | R | BEN SMITH            | 6  | 0  | 0  | 0   | 0   |
| 17 | C | JOHN MCCARTHY        | 1  | 0  | 0  | 0   | 0   |
| 41 | D | MIRCO MUELLER        | 11 | 0  | 0  | 0   | 7   |
| 40 | C | RYAN CARPENTER       | 1  | 0  | 0  | 0   | 0   |

### GOALTENDERS

| NO. | GOALTENDER           | GP | MINS | AVG  | W  | L  | SO | GA  | SA   | SPCT  | G | A | PIM |
|-----|----------------------|----|------|------|----|----|----|-----|------|-------|---|---|-----|
| 31  | MARTIN JONES         | 65 | 3786 | 2.27 | 37 | 23 | 6  | 143 | 1734 | 0.918 | 0 | 0 | 0   |
| 34  | JAMES REIMER (TOTAL) | 40 | 2290 | 2.31 | 17 | 14 | 3  | 88  | 1128 | 0.922 | 0 | 0 | 0   |
|     | SJS                  | 8  | 481  | 1.62 | 6  | 2  | 3  | 13  | 208  | 0.938 | 0 | 0 | 0   |
|     | TOR                  | 32 | 1809 | 2.49 | 11 | 12 | 0  | 75  | 920  | 0.918 | 0 | 0 | 0   |
| 32  | ALEX STALOCK         | 13 | 674  | 2.94 | 3  | 5  | 0  | 33  | 285  | 0.884 | 0 | 1 | 0   |

### GAME-BY-GAME RESULTS

| GA | DATE  | OPPONENT       | RESULT   | RECORD  |
|----|-------|----------------|----------|---------|
| 1  | 10/7  | @ LOS ANGELES  | 5-1, W   | 1-0-0   |
| 2  | 10/10 | ANAHEIM        | 2-0, W   | 2-0-0   |
| 31 | 0/13  | @ WASHINGTON   | 5-0, W   | 3-0-0   |
| 4  | 10/16 | @ NEW JERSEY   | 2-1, W** | 4-0-0   |
| 5  | 0/17  | @ NY ISLANDERS | 3-6, L   | 4-1-0   |
| 6  | 10/19 | @ NY RANGERS   | 0-4, L   | 4-2-0   |
| 7  | 10/22 | LOS ANGELES    | 1-4, L   | 4-3-0   |
| 8  | 10/24 | CAROLINA       | 5-2, W   | 5-3-0   |
| 9  | 10/28 | NASHVILLE      | 1-2, L   | 5-4-0   |
| 10 | 10/31 | @ DALLAS       | 3-5, L   | 5-5-0   |
| 11 | 11/1  | @ COLORADO     | 4-3, W   | 6-5-0   |
| 12 | 11/3  | COLUMBUS       | 2-5, L   | 6-6-0   |
| 13 | 11/5  | FLORIDA        | 5-2, W   | 7-6-0   |
| 14 | 11/7  | ANAHEIM        | 0-1, L   | 7-7-0   |
| 15 | 11/10 | NY ISLANDERS   | 2-4, L   | 7-8-0   |
| 16 | 11/13 | @ DETROIT      | 3-2, W   | 8-8-0   |
| 17 | 11/14 | @ BUFFALO      | 2-1, W*  | 9-8-0   |
| 18 | 11/17 | @ BOSTON       | 5-4, W   | 10-8-0  |
| 19 | 11/19 | @ PHILADELPHIA | 1-0, W*  | 11-8-0  |
| 20 | 11/21 | @ PITTSBURGH   | 3-1, W   | 12-8-0  |
| 21 | 11/22 | @ COLUMBUS     | 5-3, W   | 13-8-0  |
| 22 | 11/25 | CHICAGO        | 2-5, L   | 13-9-0  |
| 23 | 11/28 | CALGARY        | 5-2, W   | 14-9-0  |
| 24 | 12/1  | PITTSBURGH     | 1-5, L   | 14-10-0 |
| 25 | 12/4  | @ ANAHEIM      | 0-1, L   | 14-11-0 |
| 26 | 12/5  | TAMPA BAY      | 3-4, L   | 14-12-0 |
| 27 | 12/8  | @ CALGARY      | 2-4, L   | 14-13-0 |
| 28 | 12/9  | @ EDMONTON     | 3-4, L*  | 14-13-1 |
| 29 | 12/12 | MINNESOTA      | 0-2, L   | 14-14-1 |
| 30 | 12/15 | @ MONTREAL     | 3-1, W   | 15-14-1 |
| 31 | 12/17 | @ TORONTO      | 5-4, W*  | 16-14-1 |
| 32 | 12/18 | @ OTTAWA       | 2-4, L   | 16-15-1 |
| 33 | 12/20 | @ CHICAGO      | 3-4, L*  | 16-15-2 |
| 34 | 12/22 | @ LOS ANGELES  | 5-3, W   | 17-15-2 |
| 35 | 12/28 | COLORADO       | 3-6, L   | 17-16-2 |
| 36 | 12/30 | PHILADELPHIA   | 4-2, W   | 18-16-2 |
| 37 | 1/2   | WINNIPEG       | 1-4, L   | 18-17-2 |
| 38 | 1/7   | DETROIT        | 1-2, L   | 18-18-2 |
| 39 | 1/9   | TORONTO        | 7-0, W   | 19-18-2 |
| 40 | 1/11  | @ CALGARY      | 5-4, W   | 20-18-2 |
| 41 | 1/12  | @ WINNIPEG     | 4-1, W   | 21-18-2 |
| 42 | 1/14  | EDMONTON       | 2-1, W** | 22-18-2 |
| 43 | 1/16  | DALLAS         | 4-3, W*  | 23-18-2 |
| 44 | 1/18  | OTTAWA         | 3-4, L** | 23-18-3 |
| 45 | 1/21  | @ ARIZONA      | 3-1, W   | 24-18-3 |
| 46 | 1/23  | MINNESOTA      | 4-3, W   | 25-18-3 |
| 47 | 1/24  | LOS ANGELES    | 2-3, L*  | 25-18-4 |
| 48 | 1/26  | COLORADO       | 6-1, W   | 26-18-4 |
| 49 | 2/2   | @ ANAHEIM      | 2-3, L   | 26-19-4 |
| 50 | 2/4   | @ ST. LOUIS    | 3-1, W   | 27-19-4 |
| 51 | 2/6   | @ NASHVILLE    | 2-6, L   | 27-20-4 |
| 52 | 2/9   | @ CHICAGO      | 2-0, W   | 28-20-4 |
| 53 | 2/11  | CALGARY        | 5-6, L** | 28-20-5 |
| 54 | 2/13  | ARIZONA        | 4-1, W   | 29-20-5 |
| 55 | 2/16  | @ TAMPA BAY    | 4-2, W   | 30-20-5 |
| 56 | 2/18  | @ FLORIDA      | 2-1, W** | 31-20-5 |
| 57 | 2/19  | @ CAROLINA     | 2-5, L   | 31-21-5 |
| 58 | 2/22  | @ ST. LOUIS    | 6-3, W   | 32-21-5 |
| 59 | 2/24  | @ COLORADO     | 3-4, L** | 32-21-6 |
| 60 | 2/26  | BUFFALO        | 1-3, L   | 32-22-6 |
| 61 | 2/28  | @ VANCOUVER    | 4-1, W   | 33-22-6 |
| 62 | 2/29  | MONTREAL       | 6-2, W   | 34-22-6 |
| 63 | 3/3   | @ VANCOUVER    | 3-2, W   | 35-22-6 |
| 64 | 3/5   | VANCOUVER      | 2-4, L   | 35-23-6 |
| 65 | 3/7   | @ CALGARY      | 2-1, W*  | 36-23-6 |
| 66 | 3/8   | @ EDMONTON     | 3-0, W   | 37-23-6 |
| 67 | 3/10  | NEW JERSEY     | 0-3, L   | 37-24-6 |
| 68 | 3/12  | WASHINGTON     | 5-2, W   | 38-24-6 |
| 69 | 3/15  | BOSTON         | 3-2, W   | 39-24-6 |
| 70 | 3/17  | @ ARIZONA      | 1-3, L   | 39-25-6 |
| 71 | 3/19  | NY RANGERS     | 4-1, W   | 40-25-6 |
| 72 | 3/20  | ARIZONA        | 3-0, W   | 41-25-6 |
| 73 | 3/22  | ST. LOUIS      | 0-1, L   | 41-26-6 |
| 74 | 3/24  | EDMONTON       | 3-6, L   | 41-27-6 |
| 75 | 3/26  | DALLAS         | 2-4, L   | 41-28-6 |
| 76 | 3/28  | LOS ANGELES    | 5-2, W   | 42-28-6 |
| 77 | 3/29  | @ VANCOUVER    | 4-1, W   | 43-28-6 |
| 78 | 3/31  | VANCOUVER      | 2-4, L   | 43-29-6 |
| 79 | 4/2   | @ NASHVILLE    | 3-2, W** | 44-29-6 |
| 80 | 4/5   | @ MINNESOTA    | 3-0, W   | 45-29-6 |
| 81 | 4/7   | WINNIPEG       | 4-5, L   | 45-30-6 |
| 82 | 4/9   | ARIZONA        | 1-0, W   | 46-30-6 |

\* = OVERTIME \*\* = SHOOTOUT



## 2014-15 SEASON REVIEW

## SEASON HIGHLIGHTS

- The Sharks hosted the Los Angeles Kings in the 2015 Coors Light Stadium Series game at Levi's Stadium on Feb. 21, 2015, marking the NHL's 15th regular season outdoor game, and the first professional outdoor hockey game played in Northern California. The game drew a sold-out attendance of 70,205, the third-largest attendance for an outdoor game in NHL history.
- Seven Sharks made their NHL debuts (**Mueller, Tierney, Goodrow, Grosenick, Karlsson, Tarasov, Lerg**), five Sharks scored their first career point (**Tierney, Mueller, Goodrow, Karlsson, Tarasov**), and six Sharks scored their first career goal (**Mueller, Goodrow, Tennyson, Karlsson, Tierney, Lerg**).
- 2014-15 marked the 12th 40+ win season for the Sharks since 2000-01. According to the Elias Sports Bureau, those 12 seasons are tied with Detroit for the most 40-win seasons in that span.
- Matt Tennyson** became the first San Jose Jr. Shark player to score a goal for the San Jose Sharks when he scored his first career NHL goal against the Edmonton Oilers on Dec. 18, 2014.
- Joe Thornton** became the 46th player in NHL history to register his 1,200th NHL point on Oct. 18 at New Jersey.

## MAJOR TRANSACTIONS

- Acquired D **Brenden Dillon** from the Dallas Stars in exchange for D Jason Demers and a third-round selection (90th overall) in the 2016 NHL Draft on Nov. 21, 2014.
- Signed F **Joonas Donskoi** as a free agent on May 20, 2015.
- Named **Peter DeBoer** Head Coach on May 28, 2015.

## PACIFIC DIVISION

|                      | GP        | W         | L         | GF         | GA         | PTS       |
|----------------------|-----------|-----------|-----------|------------|------------|-----------|
| ANAHEIM (1)          | 82        | 51        | 24        | 236        | 226        | 109       |
| VANCOUVER (5)        | 82        | 48        | 29        | 242        | 222        | 101       |
| CALGARY (8)          | 82        | 45        | 30        | 241        | 216        | 97        |
| LOS ANGELES (9)      | 82        | 40        | 27        | 220        | 205        | 95        |
| <b>SAN JOSE (12)</b> | <b>82</b> | <b>40</b> | <b>33</b> | <b>228</b> | <b>232</b> | <b>89</b> |
| EDMONTON (13)        | 82        | 24        | 44        | 198        | 283        | 62        |
| ARIZONA (14)         | 82        | 24        | 50        | 170        | 272        | 56        |

## FINAL STATISTICS

| P | NO | PLAYER                 | GP | G  | A  | PTS | PIM |
|---|----|------------------------|----|----|----|-----|-----|
| C | 8  | JOE PAVELSKI           | 82 | 37 | 33 | 70  | 29  |
| C | 39 | LOGAN COUTURE          | 82 | 27 | 40 | 67  | 12  |
| C | 19 | JOE THORNTON           | 78 | 16 | 49 | 65  | 30  |
| D | 88 | BRENT BURNS            | 82 | 17 | 43 | 60  | 65  |
| L | 12 | PATRICK MARLEAU        | 82 | 19 | 38 | 57  | 12  |
| C | 57 | TOMMY WINGELS          | 75 | 15 | 21 | 36  | 40  |
| C | 48 | TOMAS HERTL            | 82 | 13 | 18 | 31  | 16  |
| L | 83 | MATT NIETO             | 72 | 10 | 17 | 27  | 20  |
| C | 68 | MELKER KARLSSON        | 53 | 13 | 11 | 24  | 20  |
| D | 44 | MARC-EDOUARD VLASIC    | 70 | 9  | 14 | 23  | 23  |
| D | 61 | JUSTIN BRAUN           | 70 | 1  | 22 | 23  | 48  |
| C | 50 | CHRIS TIERNEY          | 43 | 6  | 15 | 21  | 6   |
| D | 52 | MATT IRWIN             | 53 | 8  | 11 | 19  | 18  |
| C | 15 | JAMES SHEPPARD         | 57 | 5  | 11 | 16  | 28  |
| R | 89 | BARCLAY GOODROW        | 60 | 4  | 8  | 12  | 35  |
| C | 81 | TYLER KENNEDY          | 25 | 4  | 5  | 9   | 8   |
| D | 4  | BRENDEN DILLON (TOTAL) | 80 | 2  | 8  | 10  | 77  |
|   |    | SJS                    | 60 | 2  | 7  | 9   | 54  |
|   |    | DAL                    | 20 | 0  | 1  | 1   | 23  |
| C | 10 | ANDREW DESJARDINS      | 56 | 5  | 3  | 8   | 50  |
| D | 80 | MATT TENNYSON          | 27 | 2  | 6  | 8   | 16  |
| D | 27 | SCOTT HANNAN           | 58 | 2  | 5  | 7   | 26  |
| R | 21 | BEN SMITH (TOTAL)      | 80 | 7  | 7  | 14  | 2   |
|   |    | SJS                    | 19 | 2  | 3  | 5   | 0   |
|   |    | CHI                    | 61 | 5  | 4  | 9   | 2   |
| L | 25 | TYE MCGINN             | 33 | 1  | 4  | 5   | 11  |
| L | 20 | JOHN SCOTT             | 38 | 3  | 1  | 4   | 87  |
| D | 41 | MIRCO MUELLER          | 39 | 1  | 3  | 4   | 10  |
| D | 43 | TAYLOR FEDUN           | 7  | 0  | 4  | 4   | 4   |
| R | 37 | ADAM BURISH            | 20 | 1  | 2  | 3   | 33  |
| D | 5  | JASON DEMERS           | 20 | 0  | 3  | 3   | 8   |
| G | 31 | ANTTI NIEMI            | 61 | 0  | 3  | 3   | 0   |
| C | 42 | BRYAN LERG             | 2  | 1  | 0  | 1   | 0   |
| R | 71 | DANIIL TARASOV         | 5  | 0  | 1  | 1   | 0   |
| D | 3  | KARL STOLLERY (TOTAL)  | 10 | 0  | 0  | 0   | 6   |
|   |    | SJS                    | 5  | 0  | 0  | 0   | 4   |
|   |    | COL                    | 5  | 0  | 0  | 0   | 2   |
| R | 76 | ERIAH HAYES            | 4  | 0  | 0  | 0   | 2   |
| C | 75 | FREDDIE HAMILTON       | 1  | 0  | 0  | 0   | 0   |
| C | 38 | MICHAEL HALEY          | 4  | 0  | 0  | 0   | 11  |
| R | 18 | MIKE BROWN             | 12 | 0  | 0  | 0   | 22  |
| G | 32 | ALEX STALOCK           | 22 | 0  | 0  | 0   | 2   |
| G | 34 | TROY GROSENICK         | 2  | 0  | 0  | 0   | 0   |

## GOALTENDERS

| NO. | GOALTENDER        | GP        | MINS        | AVG W       | L         | TEN       | SO       | GA        | SA       | SV %       | G           | A            | PIM |
|-----|-------------------|-----------|-------------|-------------|-----------|-----------|----------|-----------|----------|------------|-------------|--------------|-----|
| 32  | TROY GROSENICK    | 2         | 118         | 15.3        | 1         | 0         | 1        | 1         | 3        | 58         | 0.948       | 0            | 0   |
| 31  | ANTTI NIEMI       | 61        | 3588        | 25.9        | 31        | 23        | 7        | 12        | 155      | 1811       | 0.914       | 0            | 3   |
| 32  | ALEX STALOCK      | 22        | 1237        | 26.2        | 8         | 9         | 2        | 1         | 54       | 553        | 0.902       | 0            | 2   |
|     | <b>SJS TOTALS</b> | <b>82</b> | <b>4982</b> | <b>2.72</b> | <b>40</b> | <b>33</b> | <b>9</b> | <b>14</b> | <b>8</b> | <b>226</b> | <b>2436</b> | <b>0.907</b> |     |

## GAME-BY-GAME RESULTS

| GA | DATE  | OPPONENT       | RESULT   | RECORD  |
|----|-------|----------------|----------|---------|
| 1  | 10/8  | @ Los Angeles  | 4-0, W   | 1-0-0   |
| 2  | 10/11 | Winnipeg       | 3-0, W   | 2-0-0   |
| 3  | 10/14 | @ Washington   | 6-5, W** | 3-0-0   |
| 4  | 10/16 | @ NY Islanders | 3-4, L** | 3-0-1   |
| 5  | 10/18 | @ New Jersey   | 4-2, W   | 4-0-1   |
| 6  | 10/19 | @ NY Rangers   | 0-4, L   | 4-1-1   |
| 7  | 10/21 | @ Boston       | 3-5, L   | 4-2-1   |
| 8  | 10/23 | Columbus       | 4-5, L   | 4-3-1   |
| 9  | 10/25 | Buffalo        | 1-2, L   | 4-4-1   |
| 10 | 10/26 | @ Anaheim      | 4-1, W   | 5-4-1   |
| 11 | 10/28 | @ Colorado     | 3-2, W** | 6-4-1   |
| 12 | 10/30 | @ Minnesota    | 3-4, L** | 6-4-2   |
| 13 | 11/1  | NY Islanders   | 3-1, W   | 7-4-2   |
| 14 | 11/6  | Vancouver      | 2-3, L   | 7-5-2   |
| 15 | 11/8  | @ Dallas       | 5-3, W   | 8-5-2   |
| 16 | 11/9  | @ Chicago      | 2-5, L   | 8-6-2   |
| 17 | 11/11 | @ Florida      | 1-4, L   | 8-7-2   |
| 18 | 11/13 | @ Tampa Bay    | 2-1, W   | 9-7-2   |
| 19 | 11/15 | @ Columbus     | 1-2, L   | 9-8-2   |
| 20 | 11/16 | @ Carolina     | 2-0, W   | 10-8-2  |
| 21 | 11/18 | @ Buffalo      | 1-4, L   | 10-9-2  |
| 22 | 11/20 | Florida        | 2-3, L** | 10-9-3  |
| 23 | 11/22 | Arizona        | 3-4, L** | 10-9-4  |
| 24 | 11/26 | Calgary        | 0-2, L   | 10-10-4 |
| 25 | 11/29 | Anaheim        | 6-4, W   | 11-10-4 |
| 26 | 12/2  | Philadelphia   | 2-1, W   | 12-10-4 |
| 27 | 12/4  | Boston         | 7-4, W   | 13-10-4 |
| 28 | 12/6  | @ Calgary      | 3-2, W   | 14-10-4 |
| 29 | 12/7  | @ Edmonton     | 1-2, L   | 14-11-4 |
| 30 | 12/9  | Edmonton       | 5-2, W   | 15-11-4 |
| 31 | 12/11 | Minnesota      | 2-1, W   | 16-11-4 |
| 32 | 12/13 | Nashville      | 2-0, W   | 17-11-4 |
| 33 | 12/18 | Edmonton       | 4-3, W   | 18-11-4 |
| 34 | 12/20 | St. Louis      | 3-2, W*  | 19-11-4 |
| 35 | 12/22 | @ Anaheim      | 2-3, L*  | 19-11-5 |
| 36 | 12/27 | @ Los Angeles  | 1-3, L   | 19-12-5 |
| 37 | 12/30 | Vancouver      | 1-3, L   | 19-13-5 |
| 38 | 12/31 | @ Anaheim      | 3-0, W   | 20-13-5 |
| 39 | 1/3   | St. Louis      | 2-7, L   | 20-14-5 |
| 40 | 1/5   | @ Winnipeg     | 3-2, W   | 21-14-5 |
| 41 | 1/6   | @ Minnesota    | 4-3, W*  | 22-14-5 |
| 42 | 1/8   | @ St. Louis    | 2-7, L   | 22-15-5 |
| 43 | 1/10  | NY Rangers     | 3-2, W   | 22-16-5 |
| 44 | 1/13  | @ Arizona      | 3-2, W   | 23-16-5 |
| 45 | 1/15  | Toronto        | 3-1, W   | 24-16-5 |
| 46 | 1/17  | Calgary        | 3-4, L*  | 24-17-5 |
| 47 | 1/19  | New Jersey     | 2-5, L   | 24-17-6 |
| 48 | 1/21  | Los Angeles    | 4-2, W   | 25-17-6 |
| 49 | 1/29  | Anaheim        | 6-3, W   | 26-17-6 |
| 50 | 1/31  | Chicago        | 2-0, W   | 27-17-6 |
| 51 | 2/2   | Edmonton       | 4-5, L** | 27-17-7 |
| 52 | 2/4   | @ Calgary      | 1-3, L   | 27-18-7 |
| 53 | 2/5   | @ Vancouver    | 5-1, W   | 28-18-7 |
| 54 | 2/7   | Carolina       | 4-5, L   | 28-19-7 |
| 55 | 2/9   | Calgary        | 1-4, L   | 28-20-7 |
| 56 | 2/11  | Washington     | 4-5, L*  | 28-20-8 |
| 57 | 2/13  | @ Arizona      | 4-2, W   | 29-20-8 |
| 58 | 2/15  | Tampa Bay      | 2-5, L   | 29-21-8 |
| 59 | 2/17  | Nashville      | 1-5, L   | 29-22-8 |
| 60 | 2/19  | @ Dallas       | 5-2, W   | 30-22-7 |
| 61 | 2/21  | Los Angeles    | 1-2, L   | 30-23-8 |
| 62 | 2/26  | Detroit        | 2-3, L   | 30-24-8 |
| 63 | 2/28  | Ottawa         | 2-4, L   | 30-25-8 |
| 64 | 3/2   | Montreal       | 4-0, W   | 31-25-8 |
| 65 | 3/3   | @ Vancouver    | 6-2, W   | 32-25-8 |
| 66 | 3/7   | Vancouver      | 2-3, L   | 32-26-8 |
| 67 | 3/9   | Pittsburgh     | 2-1, W** | 33-26-8 |
| 68 | 3/12  | Nashville      | 2-0, W   | 34-26-8 |
| 69 | 3/14  | Chicago        | 2-6, L   | 34-27-8 |
| 70 | 3/17  | @ Winnipeg     | 2-5, L   | 34-28-8 |
| 71 | 3/19  | @ Toronto      | 4-1, W   | 35-28-8 |
| 72 | 3/21  | @ Montreal     | 0-2, L   | 35-29-8 |
| 73 | 3/23  | @ Ottawa       | 2-5, L   | 35-30-8 |
| 74 | 3/26  | @ Detroit      | 6-4, W   | 36-30-8 |
| 75 | 3/28  | @ Philadelphia | 3-2, W** | 37-30-8 |
| 76 | 3/29  | @ Pittsburgh   | 2-3, L** | 37-30-9 |
| 77 | 4/1   | Colorado       | 5-1, W   | 38-30-9 |
| 78 | 4/3   | Arizona        | 3-1, W   | 39-30-9 |
| 79 | 4/4   | @ Arizona      | 3-5, L   | 39-31-9 |
| 80 | 4/6   | Dallas         | 1-5, L   | 39-32-9 |
| 81 | 4/9   | @ Edmonton     | 3-1, W   | 40-32-9 |
| 82 | 4/11  | @ Los Angeles  | 1-4, L   | 40-33-9 |

\* - OVERTIME

\*\* - SHOOTOUT





# 2013-14 SEASON REVIEW

## SEASON HIGHLIGHTS

- The Sharks clinched a playoff berth for the 10th consecutive season. San Jose owned the third-longest active playoff streak in professional sports (NHL, NFL, NBA, MLB): Detroit Red Wings (23 seasons), San Antonio Spurs (17 seasons) and San Jose Sharks (10 seasons).
- This marked the Sharks fourth 50-win season (2006-07, 2008-09, 2009-10, 2013-14) in franchise history.
- This season marked the 11th 40+ win season for the Sharks since 2000-01. According to the Elias Sports Bureau, those 11 seasons tied with Detroit for the most 40-win seasons in that span.
- Sharks Head Coach **Todd McLellan** coached his 400th career NHL game on Nov. 27 vs. Los Angeles, and set the record for the most games coached in Sharks franchise history on Feb. 7 vs. Columbus.
- **Patrick Marleau** played in his 1,200th NHL game on Dec. 19 at Los Angeles. He became the 11th active player to play in 1,200 or more NHL games and just the 16th player in NHL history to play in 1,200 or more games with one franchise.

## MAJOR TRANSACTIONS

- Re-signed C **Joe Thornton** and LW **Patrick Marleau** to three-year extensions on Jan. 24.
- Acquired F **Mike Brown** from Edmonton in exchange for a fourth round selection in the 2014 NHL Draft on Oct. 21.

## PACIFIC DIVISION

|                     | GP        | W         | L         | OTL      | GF         | GA         | PTS        |
|---------------------|-----------|-----------|-----------|----------|------------|------------|------------|
| ANAHEIM (1)         | 82        | 54        | 20        | 8        | 266        | 209        | 116        |
| <b>SAN JOSE (4)</b> | <b>82</b> | <b>51</b> | <b>22</b> | <b>9</b> | <b>249</b> | <b>200</b> | <b>111</b> |
| LOS ANGELES (6)     | 82        | 46        | 28        | 8        | 206        | 174        | 100        |
| PHOENIX (9)         | 82        | 37        | 30        | 15       | 216        | 231        | 89         |
| VANCOUVER (12)      | 82        | 36        | 35        | 11       | 196        | 223        | 83         |
| CALGARY (13)        | 82        | 35        | 40        | 7        | 209        | 241        | 77         |
| EDMONTON (14)       | 82        | 29        | 44        | 9        | 203        | 270        | 67         |

## FINAL STATISTICS

| P | NO | PLAYER              | GP       | G  | A  | PTS | PIM |
|---|----|---------------------|----------|----|----|-----|-----|
| C | 8  | JOE PAVELSKI        | 82       | 41 | 38 | 79  | 32  |
| C | 19 | JOE THORNTON        | 82       | 11 | 65 | 76  | 32  |
| C | 12 | PATRICK MARLEAU     | 82       | 33 | 37 | 70  | 18  |
| C | 39 | LOGAN COUTURE       | 65       | 23 | 31 | 54  | 20  |
| R | 88 | BRENT BURNS         | 69       | 22 | 26 | 48  | 34  |
| C | 57 | TOMMY WINGELS       | 77       | 16 | 22 | 38  | 35  |
| D | 22 | DAN BOYLE           | 75       | 12 | 24 | 36  | 32  |
| D | 5  | JASON DEMERS        | 75       | 5  | 29 | 34  | 30  |
| C | 48 | *TOMAS HERTL        | 37       | 15 | 10 | 25  | 4   |
| L | 83 | *MATTHEW NIETOH     | 66       | 10 | 14 | 24  | 16  |
| D | 44 | MARC-EDOUARD VLASIC | 81       | 5  | 19 | 24  | 38  |
| R | 9  | MARTY HAVLAT        | 48       | 12 | 10 | 22  | 10  |
| C | 15 | JAMES SHEPPARD      | 67       | 4  | 16 | 20  | 35  |
| D | 52 | MATT IRWIN          | 62       | 2  | 17 | 19  | 35  |
| C | 81 | TYLER KENNEDY       | 67       | 4  | 13 | 17  | 34  |
| D | 61 | JUSTIN BRAUN        | 82       | 4  | 13 | 17  | 20  |
| C | 10 | ANDREW DESJARDINS   | 81       | 3  | 14 | 17  | 86  |
| D | 27 | SCOTT HANNAN        | 56       | 3  | 9  | 12  | 55  |
| D | 7  | BRAD STUART         | 61       | 3  | 8  | 11  | 35  |
| L | 13 | RAFFI TORRES        | 5        | 3  | 2  | 5   | 7   |
| C | 38 | BRACKEN KEARNS      | 25       | 3  | 2  | 5   | 6   |
| R | 18 | MIKE BROWN          | (SJS) 48 | 2  | 3  | 5   | 75  |
|   |    | (EDM)               | 8        | 0  | 0  | 0   | 19  |
|   |    | (TOTAL)             | 56       | 2  | 3  | 5   | 94  |
| L | 43 | JOHN MCCARTHY       | 36       | 1  | 1  | 2   | 4   |
| G | 31 | ANTTI NIEMI         | 64       | 0  | 2  | 2   | 0   |
| R | 42 | MATT PELECH         | 6        | 1  | 0  | 1   | 22  |
| R | 76 | *ERIAH HAYES        | 15       | 1  | 0  | 1   | 2   |
| C | 75 | *FREDDIE HAMILTON   | 11       | 0  | 0  | 0   | 2   |
| R | 37 | ADAM BURISH         | 15       | 0  | 0  | 0   | 6   |
| G | 32 | ALEX STALOCK        | 24       | 0  | 0  | 0   | 2   |

## GOALTENDERS

| NO.        | GOALTENDER   | GP | MINS | AVG  | W  | L  | TEN | SO | GA | SA  | SV % | G     | A | PIM |   |
|------------|--------------|----|------|------|----|----|-----|----|----|-----|------|-------|---|-----|---|
| 32         | ALEX STALOCK | 24 | 1252 | 1.87 | 12 | 5  | 2   | 3  | 2  | 39  | 571  | 0.932 | 0 | 0   | 2 |
| 31         | ANTTI NIEMI  | 64 | 3740 | 2.39 | 39 | 17 | 7   | 2  | 4  | 149 | 1705 | 0.913 | 0 | 2   | 0 |
| SJS TOTALS |              | 82 | 5021 | 2.31 | 51 | 22 | 9   | 5  | 6  | 193 | 2281 | 0.915 | 0 | 2   | 2 |

## GAME-BY-GAME RESULTS

| GA | DATE  | OPPONENT       | RESULT   | RECORD  |
|----|-------|----------------|----------|---------|
| 1  | 10/3  | VANCOUVER      | 4-1, W   | 1-0-0   |
| 2  | 10/5  | PHOENIX        | 4-1, W   | 2-0-0   |
| 3  | 10/8  | NY RANGERS     | 9-2, W   | 3-0-0   |
| 4  | 10/10 | @ VANCOUVER    | 4-1, W   | 4-0-0   |
| 5  | 10/12 | OTTAWA         | 3-2, W   | 5-0-0   |
| 6  | 10/15 | @ ST. LOUIS    | 6-2, W   | 6-0-0   |
| 7  | 10/17 | @ DALLAS       | 3-4, L** | 6-0-1   |
| 8  | 10/19 | CALGARY        | 6-3, W   | 7-0-1   |
| 9  | 10/21 | @ DETROIT      | 1-0, W** | 8-0-1   |
| 10 | 10/24 | @ BOSTON       | 1-2, L   | 8-1-1   |
| 11 | 10/26 | @ MONTREAL     | 2-0, W   | 9-1-1   |
| 12 | 10/27 | @ OTTAWA       | 5-2, W   | 10-1-1  |
| 13 | 10/30 | @ LOS ANGELES  | 3-4, L*  | 10-1-2  |
| 14 | 11/2  | PHOENIX        | 2-3, L** | 10-1-3  |
| 15 | 11/5  | BUFFALO        | 4-5, L** | 10-1-4  |
| 16 | 11/7  | VANCOUVER      | 2-4, L   | 10-2-4  |
| 17 | 11/10 | @ WINNIPEG     | 4-5, L** | 10-2-5  |
| 18 | 11/12 | @ CALGARY      | 3-2, W*  | 11-2-5  |
| 19 | 11/14 | @ VANCOUVER    | 2-1, W*  | 12-2-5  |
| 20 | 11/15 | @ EDMONTON     | 3-1, W   | 13-2-5  |
| 21 | 11/17 | @ CHICAGO      | 1-5, L   | 13-3-5  |
| 22 | 11/21 | TAMPA BAY      | 5-1, W   | 14-3-5  |
| 23 | 11/23 | NEW JERSEY     | 2-1, W   | 15-3-5  |
| 24 | 11/27 | LOS ANGELES    | 3-2, W** | 16-3-5  |
| 25 | 11/29 | ST. LOUIS      | 6-3, W   | 17-3-5  |
| 26 | 11/30 | ANAHEIM        | 4-3, W** | 18-3-5  |
| 27 | 12/3  | @ TORONTO      | 4-2, W   | 19-3-5  |
| 28 | 12/5  | @ PITTSBURGH   | 1-5, L   | 19-4-5  |
| 29 | 12/6  | @ CAROLINA     | 3-5, L   | 19-5-5  |
| 30 | 12/8  | @ MINNESOTA    | 1-3, L   | 19-6-5  |
| 31 | 12/10 | NY ISLANDERS   | 2-3, L** | 19-6-6  |
| 32 | 12/12 | MINNESOTA      | 3-1, W   | 20-6-6  |
| 33 | 12/14 | @ NASHVILLE    | 2-3, L   | 20-7-6  |
| 34 | 12/17 | @ ST. LOUIS    | 4-2, W   | 21-7-6  |
| 35 | 12/19 | @ LOS ANGELES  | 1-4, L   | 21-8-6  |
| 36 | 12/21 | DALLAS         | 3-2, W** | 22-8-6  |
| 37 | 12/23 | COLORADO       | 5-4, W** | 23-8-6  |
| 38 | 12/27 | @ PHOENIX      | 4-3, W** | 24-8-6  |
| 39 | 12/29 | ANAHEIM        | 3-1, W   | 25-8-6  |
| 40 | 12/31 | @ ANAHEIM      | 3-6, L   | 25-9-6  |
| 41 | 1/2   | EDMONTON       | 5-1, W   | 26-9-6  |
| 42 | 1/4   | @ COLORADO     | 3-4, L   | 26-10-6 |
| 43 | 1/5   | @ CHICAGO      | 3-2, W** | 27-10-6 |
| 44 | 1/7   | @ NASHVILLE    | 2-3, L   | 27-11-6 |
| 45 | 1/9   | DETROIT        | 4-1, W   | 28-11-6 |
| 46 | 1/11  | BOSTON         | 0-1, L   | 28-12-6 |
| 47 | 1/14  | @ WASHINGTON   | 2-1, W** | 29-12-6 |
| 48 | 1/16  | @ FLORIDA      | 3-0, W   | 30-12-6 |
| 49 | 1/18  | @ TAMPA BAY    | 5-4, W   | 31-12-6 |
| 50 | 1/20  | CALGARY        | 3-2, W   | 32-12-6 |
| 51 | 1/23  | WINNIPEG       | 1-0, W   | 33-12-6 |
| 52 | 1/25  | MINNESOTA      | 3-2, W*  | 34-12-6 |
| 53 | 1/27  | LOS ANGELES    | 0-1, L   | 34-13-6 |
| 54 | 1/29  | @ EDMONTON     | 0-3, L   | 34-14-6 |
| 55 | 1/30  | @ CALGARY      | 1-4, L   | 34-15-6 |
| 56 | 2/1   | CHICAGO        | 2-1, W** | 35-15-6 |
| 57 | 2/3   | PHILADELPHIA   | 2-5, L   | 35-16-6 |
| 58 | 2/5   | DALLAS         | 2-1, W*  | 36-16-6 |
| 59 | 2/7   | COLUMBUS       | 3-2, W   | 37-16-6 |
| 60 | 2/27  | @ PHILADELPHIA | 7-3, W   | 38-16-6 |
| 61 | 2/28  | @ BUFFALO      | 2-4, L   | 38-17-6 |
| 62 | 3/2   | @ NEW JERSEY   | 4-2, W   | 39-17-6 |
| 63 | 3/4   | CAROLINA       | 2-3, L*  | 39-17-7 |
| 64 | 3/6   | PITTSBURGH     | 5-3, W   | 40-17-7 |
| 65 | 3/8   | MONTREAL       | 4-0, W   | 41-17-7 |
| 66 | 3/11  | TORONTO        | 6-2, W   | 42-17-7 |
| 67 | 3/13  | @ COLUMBUS     | 4-3, W** | 43-17-7 |
| 68 | 3/14  | @ NY ISLANDERS | 4-3, W   | 44-17-7 |
| 69 | 3/16  | @ NY RANGERS   | 1-0, W   | 45-17-7 |
| 70 | 3/18  | FLORIDA        | 2-3, L   | 45-17-7 |
| 71 | 3/20  | ANAHEIM        | 3-2, W   | 46-17-7 |
| 72 | 3/22  | WASHINGTON     | 2-3, L*  | 46-17-8 |
| 73 | 3/24  | @ CALGARY      | 1-2, L*  | 46-17-9 |
| 74 | 3/25  | @ EDMONTON     | 5-2, W   | 47-17-9 |
| 75 | 3/27  | WINNIPEG       | 3-4, L   | 47-18-9 |
| 76 | 3/29  | @ COLORADO     | 2-3, L   | 47-19-9 |
| 77 | 4/1   | EDMONTON       | 5-4, W   | 48-19-9 |
| 78 | 4/3   | LOS ANGELES    | 2-1, W   | 49-19-9 |
| 79 | 4/5   | NASHVILLE      | 0-3, L   | 49-20-9 |
| 80 | 4/9   | @ ANAHEIM      | 2-5, L   | 49-21-9 |
| 81 | 4/11  | COLORADO       | 5-1, W   | 50-21-9 |
| 82 | 4/12  | @ PHOENIX      | 3-2, W   | 51-21-9 |

\* - OVERTIME \*\* - SHOOTOUT



## 2012-13 SEASON REVIEW

## SEASON HIGHLIGHTS

- Two regulation losses on home ice was an NHL-best. The .812 home points percentage was the second-best in franchise history, second to only the 2008-09 Presidents' Trophy team that had an .829 points percentage.
- Todd McLellan** became the Sharks all-time winningest coach with a victory on March 14 vs. Los Angeles. He also became the second-fastest coach to 200 career wins in NHL history in his 333rd career game on Jan. 27 vs. Vancouver.
- Joe Thornton** posted his 1,100th career point with an assist on March 2 vs. Nashville and played his 1,100th career game on March 9 vs. St. Louis.
- Patrick Marleau** scored his 400th career NHL goal on March 10 at Colorado, becoming just the 30th player in history to score his first 400 goals with one team.

## MAJOR TRANSACTIONS

- Acquired LW **Raffi Torres** from Phoenix in exchange for a third round selection (FLA via NYR) in the 2013 NHL Draft on April 3.
- Acquired D **Scott Hannan** from Nashville in exchange for a conditional selection in the 2013 NHL Draft on April 3.
- Acquired a second and third round selection (originally Florida's) in the 2013 NHL Draft and a second round selection in the 2014 NHL Draft from the New York Rangers in exchange for LW **Ryane Clowe** on April 2.
- Acquired a fourth round selection in the 2013 NHL Draft (San Jose's original pick) from Chicago in exchange for C **Michal Handzus** on April 1.
- Acquired second round selections in the 2013 and 2014 NHL Drafts from Pittsburgh in exchange for D **Douglas Murray** on March 25.

## PACIFIC DIVISION

|                     | GP        | W         | L         | OTL      | GF         | GA         | PTS       |
|---------------------|-----------|-----------|-----------|----------|------------|------------|-----------|
| ANAHEIM (2)         | 48        | 30        | 12        | 6        | 140        | 118        | 66        |
| LOS ANGELES (5)     | 48        | 27        | 16        | 5        | 133        | 118        | 59        |
| <b>SAN JOSE (6)</b> | <b>48</b> | <b>25</b> | <b>16</b> | <b>7</b> | <b>124</b> | <b>116</b> | <b>57</b> |
| PHOENIX (10)        | 48        | 21        | 18        | 9        | 125        | 131        | 51        |
| DALLAS (11)         | 48        | 22        | 22        | 4        | 130        | 142        | 48        |

## FINAL STATISTICS

| P | NO | PLAYER              | GP         | G  | A  | PTS | PIM |
|---|----|---------------------|------------|----|----|-----|-----|
| C | 19 | JOE THORNTON        | 48         | 7  | 33 | 40  | 26  |
| C | 39 | LOGAN COULTURE      | 48         | 21 | 16 | 37  | 4   |
| L | 12 | PATRICK MARLEAU     | 48         | 17 | 14 | 31  | 24  |
| C | 8  | JOE PAVELSKI        | 48         | 16 | 15 | 31  | 10  |
| D | 88 | BRENT BURNS         | 30         | 9  | 11 | 20  | 20  |
| D | 22 | DAN BOYLE           | 46         | 7  | 13 | 20  | 27  |
| L | 9  | MARTIN HAVLAT       | 40         | 8  | 10 | 18  | 30  |
| L | 13 | RAFFI TORRES        | (TOTAL) 39 | 7  | 11 | 18  | 17  |
|   |    | PHX                 | 28         | 5  | 7  | 12  | 13  |
|   |    | SJ                  | 11         | 2  | 4  | 6   | 4   |
| C | 23 | SCOTT GOMEZ         | 39         | 2  | 13 | 15  | 22  |
| L | 21 | T.J. GALLIARDI      | 36         | 5  | 9  | 14  | 14  |
| C | 57 | TOMMY WINGELS       | 42         | 5  | 8  | 13  | 26  |
| D | 52 | MATT IRWIN          | 38         | 6  | 6  | 12  | 10  |
| L | 29 | RYANE CLOWE         | 28         | 0  | 11 | 11  | 79  |
| D | 44 | MARC-EDOUARD VLASIC | 48         | 3  | 4  | 7   | 29  |
| D | 61 | JUSTIN BRAUN        | 41         | 0  | 7  | 7   | 6   |
| D | 7  | BRAD STUART         | 48         | 0  | 6  | 6   | 25  |
| C | 15 | JAMES SHEPPARD      | 32         | 1  | 3  | 4   | 12  |
| C | 10 | ANDREW DESJARDINS   | 42         | 2  | 1  | 3   | 61  |
| D | 5  | JASON DEMERS        | 22         | 1  | 2  | 3   | 10  |
| R | 37 | ADAM BURISH         | 46         | 1  | 2  | 3   | 25  |
| D | 3  | DOUGLAS MURRAY      | 29         | 0  | 3  | 3   | 26  |
| C | 46 | TIM KENNEDY         | 13         | 2  | 0  | 2   | 2   |
| C | 26 | MICHAEL HANDZUS     | 28         | 1  | 1  | 2   | 12  |
| D | 80 | MATT TENNYSON       | 4          | 0  | 2  | 2   | 2   |
| D | 27 | SCOTT HANNAN        | (TOTAL) 33 | 0  | 1  | 1   | 22  |
|   |    | NSH                 | 29         | 0  | 1  | 1   | 20  |
|   |    | SJ                  | 4          | 0  | 0  | 0   | 2   |
| G | 31 | ANTTI NIEMI         | 43         | 0  | 1  | 1   | 2   |
| C | 38 | BRACKEN KEARNS      | 1          | 0  | 0  | 0   | 0   |
| D | 54 | *NICK PETRECKI      | 1          | 0  | 0  | 0   | 0   |
| L | 38 | FRAZER MCLAREN      | 1          | 0  | 0  | 0   | 0   |
| R | 42 | *MATT PELECH        | 2          | 0  | 0  | 0   | 7   |
| G | 32 | *ALEX STALOCK       | 2          | 0  | 0  | 0   | 0   |
| G | 1  | THOMAS GREISS       | 6          | 0  | 0  | 0   | 0   |

\*ROOKIE

## GOALTENDERS

| NO. | GOALTENDER    | GP        | MIN         | AVG         | W         | L         | T        | EN       | SO       | GA         | SA          | SV%         | G        | A        | PIM      |
|-----|---------------|-----------|-------------|-------------|-----------|-----------|----------|----------|----------|------------|-------------|-------------|----------|----------|----------|
| 31  | ANTTI NIEMI   | 43        | 2581        | 2.16        | 24        | 12        | 6        | 3        | 4        | 93         | 1220        | .924        | 0        | 1        | 2        |
| 1   | THOMAS GREISS | 6         | 308         | 2.53        | 1         | 4         | 0        | 1        | 1        | 13         | 153         | .915        | 0        | 0        | 0        |
| 32  | ALEX STALOCK  | 2         | 42          | 2.86        | 0         | 0         | 1        | 0        | 0        | 2          | 13          | .846        | 0        | 0        | 2        |
|     | <b>TOTALS</b> | <b>48</b> | <b>2948</b> | <b>2.28</b> | <b>25</b> | <b>16</b> | <b>7</b> | <b>4</b> | <b>5</b> | <b>112</b> | <b>1390</b> | <b>.919</b> | <b>0</b> | <b>1</b> | <b>2</b> |

\* — ROOKIE

## GAME-BY-GAME RESULTS

| GA | DATE | OPPONENT      | RESULT   | RECORD  |
|----|------|---------------|----------|---------|
| 1  | 1/20 | @ CALGARY     | 4-1, W   | 1-0-0   |
| 2  | 1/22 | @ EDMONTON    | 6-3, W   | 2-0-0   |
| 3  | 1/24 | PHOENIX       | 5-3, W   | 3-0-0   |
| 4  | 1/26 | COLORADO      | 4-0, W   | 4-0-0   |
| 5  | 1/27 | VANCOUVER     | 4-1, W   | 5-0-0   |
| 6  | 1/29 | ANAHEIM       | 3-2, W** | 6-0-0   |
| 7  | 1/31 | EDMONTON      | 3-2, W** | 7-0-0   |
| 8  | 2/2  | NASHVILLE     | 1-2, L** | 7-0-1   |
| 9  | 2/4  | @ ANAHEIM     | 1-2, L   | 7-1-1   |
| 10 | 2/5  | CHICAGO       | 3-5, L   | 7-2-1   |
| 11 | 2/9  | PHOENIX       | 0-1, L** | 7-2-2   |
| 12 | 2/11 | @ COLUMBUS    | 2-6, L   | 7-3-2   |
| 13 | 2/12 | @ NASHVILLE   | 0-1, L*  | 7-3-3   |
| 14 | 2/15 | @ CHICAGO     | 1-4, L   | 7-4-3   |
| 15 | 2/19 | @ ST. LOUIS   | 2-1, W   | 8-4-3   |
| 16 | 2/22 | @ CHICAGO     | 1-2, L   | 8-5-3   |
| 17 | 2/23 | @ DALLAS      | 1-3, L   | 8-6-3   |
| 18 | 2/26 | COLORADO      | 3-2, W** | 9-6-3   |
| 19 | 2/28 | DETROIT       | 1-2, L** | 9-6-4   |
| 20 | 3/2  | NASHVILLE     | 2-1, W   | 10-6-4  |
| 21 | 3/5  | @ VANCOUVER   | 3-2, W** | 11-6-4  |
| 22 | 3/6  | @ CALGARY     | 1-4, L   | 11-7-4  |
| 23 | 3/9  | ST. LOUIS     | 3-4, L*  | 11-7-5  |
| 24 | 3/10 | @ COLORADO    | 2-3, L*  | 11-7-6  |
| 25 | 3/12 | @ ST. LOUIS   | 2-4, L   | 11-8-6  |
| 26 | 3/14 | LOS ANGELES   | 4-3, W   | 12-8-6  |
| 27 | 3/16 | @ LOS ANGELES | 2-5, L   | 12-9-6  |
| 28 | 3/18 | @ ANAHEIM     | 3-5, L   | 12-10-6 |
| 29 | 3/20 | @ EDMONTON    | 4-3, W** | 13-10-6 |
| 30 | 3/23 | @ MINNESOTA   | 0-2, L   | 13-11-6 |
| 31 | 3/25 | @ ANAHEIM     | 5-3, W   | 14-11-6 |
| 32 | 3/27 | ANAHEIM       | 4-0, W   | 15-11-6 |
| 33 | 3/28 | DETROIT       | 2-0, W   | 16-11-6 |
| 34 | 3/30 | PHOENIX       | 3-2, W** | 17-11-6 |
| 35 | 4/1  | VANCOUVER     | 3-2, W   | 18-11-6 |
| 36 | 4/3  | MINNESOTA     | 4-2, W   | 19-11-6 |
| 37 | 4/5  | CALGARY       | 2-1, W   | 20-11-6 |
| 38 | 4/7  | DALLAS        | 4-5, L** | 20-11-7 |
| 39 | 4/9  | @ COLUMBUS    | 0-4, L   | 20-12-7 |
| 40 | 4/11 | @ DETROIT     | 3-2, W** | 21-12-7 |
| 41 | 4/13 | @ DALLAS      | 1-2, L   | 21-13-7 |
| 42 | 4/15 | @ PHOENIX     | 4-0, W   | 22-13-7 |
| 43 | 4/16 | LOS ANGELES   | 3-2, W** | 23-13-7 |
| 44 | 4/18 | MINNESOTA     | 6-1, W   | 24-13-7 |
| 45 | 4/21 | COLUMBUS      | 3-4, L   | 24-14-7 |
| 46 | 4/23 | DALLAS        | 3-2, W   | 25-14-7 |
| 47 | 4/24 | @ PHOENIX     | 1-2, L   | 25-15-7 |
| 48 | 4/27 | @ LOS ANGELES | 2-3, L   | 25-16-7 |

\* — OVERTIME \*\* — SHOOTOUT



## 2011-12 SEASON REVIEW

### SEASON HIGHLIGHTS

- Todd McLellan** moved into second place on the franchise's head coach all-time wins list on April 3 at Dallas, eclipsing Darryl Sutter with his 193rd win. Made his second All-Star Game appearance, joining New York Rangers head coach John Tortorella on the bench for Team Alfredsson.
- Logan Couture** tied for the team lead with 31 goals and appeared in the 2012 All-Star Game, his first career selection. He was voted the Brocade "Sharks Player of the Year."
- Joe Thornton**, who led the team in points and assists, became the 266th player in NHL history to play in 1,000 games on Oct. 21 at New Jersey. He became the 50th player in NHL history to record 700 career assists with his two helpers at Nashville on Oct. 25.
- Dan Boyle's** goal on March 20 at Los Angeles made him the highest goal-scoring defenseman in team history. He recorded his 500th career point vs. Colorado on March 26, becoming the fourth undrafted defenseman in League history to record 500 points (Borje Salming-787, Steve Duchesne-752 and Brian Rafalski-515).

### MAJOR TRANSACTIONS

- Acquired forwards **TJ Galiardi** and **Daniel Winnik** and a seventh round selection in the 2013 NHL Entry Draft (previously acquired from Anaheim) from Colorado in exchange for forwards Jamie McGinn, Mike Connolly, and Michael Sgarbosa on Feb. 27.
- Acquired **F. Dominic Moore** and a seventh round selection in the 2012 NHL Entry Draft from Tampa Bay in exchange for a second round selection, previously acquired from Minnesota, in the 2012 NHL Entry Draft on Feb. 16.

### PACIFIC DIVISION

|                     | GP        | W         | L         | OTL       | GF         | GA         | PTS       |
|---------------------|-----------|-----------|-----------|-----------|------------|------------|-----------|
| PHOENIX (3)         | 82        | 42        | 27        | 13        | 216        | 204        | 97        |
| <b>SAN JOSE (7)</b> | <b>82</b> | <b>43</b> | <b>29</b> | <b>10</b> | <b>229</b> | <b>210</b> | <b>96</b> |
| LOS ANGELES (8)     | 82        | 40        | 27        | 15        | 194        | 179        | 95        |
| DALLAS (10)         | 82        | 42        | 35        | 5         | 211        | 222        | 89        |
| ANAHEIM (13)        | 82        | 34        | 36        | 12        | 204        | 231        | 80        |

### FINAL STATISTICS

| P | NO | PLAYER              | GP               | G        | A      | PTS     | PIM     |
|---|----|---------------------|------------------|----------|--------|---------|---------|
| C | 19 | JOE THORNTON        | 82               | 18       | 59     | 77      | 31      |
| C | 39 | LOGAN COUTURE       | 80               | 31       | 34     | 65      | 16      |
| C | 12 | PATRICK MARLEAU     | 82               | 30       | 34     | 64      | 26      |
| C | 8  | JOE PAVELSKI        | 82               | 31       | 30     | 61      | 31      |
| D | 22 | DAN BOYLE           | 81               | 9        | 39     | 48      | 57      |
| L | 29 | RYANE CLOWE         | 76               | 17       | 28     | 45      | 97      |
| D | 88 | BRENT BURNS         | 81               | 11       | 26     | 37      | 34      |
| R | 9  | MARTIN HAVLAT       | 39               | 7        | 20     | 27      | 22      |
| C | 18 | DOMINIC MOORE       | (TB.)<br>(S.J.)  | 56<br>23 | 4<br>0 | 15<br>6 | 19<br>6 |
|   |    | TOTAL               | 79               | 4        | 21     | 25      | 54      |
| L | 64 | JAMIE MCGINN        | 61               | 12       | 12     | 24      | 26      |
| C | 26 | MICHAEL HANDZUS     | 67               | 7        | 17     | 24      | 18      |
| C | 34 | DANIEL WINNIK       | (COL.)<br>(S.J.) | 63<br>21 | 5<br>3 | 13<br>2 | 18<br>5 |
|   |    | TOTAL               | 84               | 8        | 15     | 23      | 52      |
| D | 44 | MARC-EDOUARD VLASIC | 82               | 4        | 19     | 23      | 40      |
| C | 17 | TORREY MITCHELL     | 76               | 9        | 10     | 19      | 29      |
| C | 69 | *ANDREW DESJARDINS  | 76               | 4        | 13     | 17      | 47      |
| L | 37 | TJ GALIARDI         | (COL.)<br>(S.J.) | 55<br>14 | 8<br>1 | 6<br>0  | 14<br>1 |
|   |    | TOTAL               | 69               | 9        | 6      | 15      | 53      |
| D | 60 | JASON DEMERS        | 57               | 4        | 9      | 13      | 22      |
| D | 61 | JUSTIN BRAUN        | 66               | 2        | 9      | 11      | 23      |
| L | 10 | BRAD WINCHESTER     | 67               | 6        | 4      | 10      | 88      |
| C | 57 | *TOMMY WINGELS      | 33               | 3        | 6      | 9       | 18      |
| R | 78 | BENN FERRIERO       | 35               | 7        | 1      | 8       | 8       |
| D | 2  | JIM VANDERMEER      | 25               | 1        | 3      | 4       | 33      |
| C | 28 | ANDREW MURRAY       | 39               | 1        | 3      | 4       | 4       |
| D | 5  | COLIN WHITE         | 54               | 1        | 3      | 4       | 21      |
| D | 3  | DOUGLAS MURRAY      | 60               | 0        | 4      | 4       | 31      |
| L | 68 | FRAZER MCCLAREN     | 7                | 0        | 0      | 0       | 9       |
| L | 43 | JOHN MCCARTHY       | 10               | 0        | 0      | 0       | 10      |
| G | 1  | *THOMAS GREISS      | 19               | 0        | 0      | 0       | 2       |
| G | 31 | ANTTI NIEMI         | 68               | 0        | 0      | 0       | 2       |

\* - ROOKIE

### GOALTENDERS

| NO. | GOALTENDER     | GP        | MIN         | AVG         | W         | L         | T         | EN       | SO       | GA         | SA          | SV %        | G        | A        | PIM      |
|-----|----------------|-----------|-------------|-------------|-----------|-----------|-----------|----------|----------|------------|-------------|-------------|----------|----------|----------|
| 1   | *THOMAS GREISS | 19        | 1043        | 2.30        | 9         | 7         | 1         | 2        | 0        | 40         | 472         | .915        | 0        | 0        | 2        |
| 31  | ANTTI NIEMI    | 68        | 3936        | 2.42        | 34        | 22        | 9         | 4        | 6        | 159        | 1865        | .915        | 0        | 0        | 2        |
|     | <b>TOTALS</b>  | <b>82</b> | <b>5018</b> | <b>2.45</b> | <b>43</b> | <b>29</b> | <b>10</b> | <b>6</b> | <b>6</b> | <b>205</b> | <b>2342</b> | <b>.912</b> | <b>0</b> | <b>0</b> | <b>4</b> |

\* - ROOKIE

### GAME-BY-GAME RESULTS

| GA | DATE  | OPPONENT      | RESULT    | RECORD   |
|----|-------|---------------|-----------|----------|
| 1  | 10/8  | PHOENIX       | 6-3, W    | 1-0-0    |
| 2  | 10/14 | @ANAHEIM      | 0-1, L    | 1-1-0    |
| 3  | 10/15 | ST. LOUIS     | 2-4, L    | 1-2-0    |
| 4  | 10/17 | ANAHEIM       | 2-3, L    | 1-3-0    |
| 5  | 10/21 | @NEW JERSEY   | 4-3, W**  | 2-3-0    |
| 6  | 10/22 | @BOSTON       | 4-2, W    | 3-3-0    |
| 7  | 10/25 | @NASHVILLE    | 3-1, W    | 4-3-0    |
| 8  | 10/28 | @DETROIT      | 4-2, W    | 5-3-0    |
| 9  | 10/29 | @NY ISLANDERS | 3-2, W*   | 6-3-0    |
| 10 | 10/31 | @NY RANGERS   | 2-5, L    | 6-4-0    |
| 11 | 11/3  | PITTSBURGH    | 4-3, W**  | 7-4-0    |
| 12 | 11/5  | NASHVILLE     | 3-4, L*   | 7-4-1    |
| 13 | 11/7  | LOS ANGELES   | 4-2, W    | 8-4-1    |
| 14 | 11/10 | MINNESOTA     | 3-1, W    | 9-4-1    |
| 15 | 11/12 | PHOENIX       | 0-3, L    | 9-5-1    |
| 16 | 11/17 | DETROIT       | 5-2, W    | 10-5-1   |
| 17 | 11/19 | @DALLAS       | 4-1, W    | 11-5-1   |
| 18 | 11/20 | @COLORADO     | 4-1, W    | 12-5-1   |
| 19 | 11/23 | CHICAGO       | 1-0, W    | 13-5-1   |
| 20 | 11/26 | VANCOUVER     | 2-3, L    | 13-6-1   |
| 21 | 11/28 | @LOS ANGELES  | 0-2, L    | 13-7-1   |
| 22 | 12/1  | MONTREAL      | 4-3, W**  | 14-7-1   |
| 23 | 12/3  | FLORIDA       | 3-5, L    | 14-8-1   |
| 24 | 12/6  | MINNESOTA     | 1-2, L    | 14-9-1   |
| 25 | 12/8  | DALLAS        | 5-2, W    | 15-9-1   |
| 26 | 12/10 | @ST. LOUIS    | 0-1, L    | 15-10-1  |
| 27 | 12/11 | @CHICAGO      | 2-3, L*   | 15-10-2  |
| 28 | 12/13 | @COLORADO     | 3-4, OT** | 15-10-3  |
| 29 | 12/15 | COLORADO      | 5-4, W    | 16-10-3  |
| 30 | 12/17 | EDMONTON      | 3-2, W    | 17-10-3  |
| 31 | 12/21 | TAMPA BAY     | 7-2, W    | 18-10-3  |
| 32 | 12/23 | LOS ANGELES   | 2-1, W**  | 19-10-3  |
| 33 | 12/26 | ANAHEIM       | 3-2, L    | 19-11-3  |
| 34 | 12/28 | VANCOUVER     | 2-3, L*   | 19-11-4  |
| 35 | 1/2   | @VANCOUVER    | 3-2, W**  | 20-11-4  |
| 36 | 1/4   | @ANAHEIM      | 3-1, W    | 21-11-4  |
| 37 | 1/5   | COLUMBUS      | 2-1, W    | 22-11-4  |
| 38 | 1/7   | WASHINGTON    | 5-2, W    | 23-11-4  |
| 39 | 1/10  | @MINNESOTA    | 4-5, OT** | 23-11-5  |
| 40 | 1/12  | @WINNIPEG     | 2-0, W    | 24-11-5  |
| 41 | 1/14  | @COLUMBUS     | 2-1, W    | 25-11-5  |
| 42 | 1/15  | @CHICAGO      | 3-4, L    | 25-12-5  |
| 43 | 1/17  | CALGARY       | 2-1, W**  | 26-12-5  |
| 44 | 1/19  | OTTAWA        | 1-4, L    | 26-13-5  |
| 45 | 1/21  | @VANCOUVER    | 3-4, L    | 26-14-5  |
| 46 | 1/23  | @EDMONTON     | 1-2, OT** | 26-14-6  |
| 47 | 1/24  | @CALGARY      | 1-0, W    | 27-14-6  |
| 48 | 1/31  | COLUMBUS      | 6-0, W    | 28-14-6  |
| 49 | 2/2   | DALLAS        | 5-2, W    | 29-14-6  |
| 50 | 2/4   | @PHOENIX      | 3-5, L    | 29-15-6  |
| 51 | 2/8   | CALGARY       | 3-4, L    | 29-16-6  |
| 52 | 2/10  | CHICAGO       | 5-3, W    | 30-16-6  |
| 53 | 2/12  | @ST. LOUIS    | 0-3, L    | 30-17-6  |
| 54 | 2/13  | @WASHINGTON   | 5-3, W    | 31-17-6  |
| 55 | 2/16  | @TAMPA BAY    | 5-6, L*   | 31-17-7  |
| 56 | 2/17  | @CAROLINA     | 2-3, L    | 31-18-7  |
| 57 | 2/19  | @DETROIT      | 2-3, L    | 31-19-7  |
| 58 | 2/21  | @COLUMBUS     | 3-6, L    | 31-20-7  |
| 59 | 2/23  | @TORONTO      | 2-1, W    | 32-20-7  |
| 60 | 2/25  | @NASHVILLE    | 2-6, L    | 32-21-7  |
| 61 | 2/26  | @MINNESOTA    | 3-4, L    | 32-22-7  |
| 62 | 2/28  | PHILADELPHIA  | 1-0, W    | 33-22-7  |
| 63 | 3/1   | BUFFALO       | 0-1, L    | 33-23-7  |
| 64 | 3/3   | ST. LOUIS     | 1-3, L    | 33-24-7  |
| 65 | 3/6   | EDMONTON      | 2-3, OT** | 33-24-8  |
| 66 | 3/8   | @DALLAS       | 3-4, OT** | 33-24-9  |
| 67 | 3/10  | @PHOENIX      | 0-3, L    | 33-25-9  |
| 68 | 3/12  | @EDMONTON     | 3-2, W    | 34-25-9  |
| 69 | 3/13  | @CALGARY      | 2-3, L*   | 34-25-10 |
| 70 | 3/15  | NASHVILLE     | 2-1, W**  | 35-25-10 |
| 71 | 3/17  | DETROIT       | 3-2, W*   | 36-25-10 |
| 72 | 3/19  | ANAHEIM       | 3-5, L    | 36-26-10 |
| 73 | 3/20  | @LOS ANGELES  | 2-5, L    | 36-27-10 |
| 74 | 3/22  | BOSTON        | 2-1, W    | 37-27-10 |
| 75 | 3/24  | PHOENIX       | 4-3, W**  | 38-27-10 |
| 76 | 3/26  | COLORADO      | 5-1, W    | 39-27-10 |
| 77 | 3/28  | @ANAHEIM      | 1-3, L    | 39-28-10 |
| 78 | 3/29  | @PHOENIX      | 0-2, L    | 39-29-10 |
| 79 | 3/31  | DALLAS        | 3-0, W    | 40-29-10 |
| 80 | 4/3   | @DALLAS       | 5-2, W    | 41-29-10 |
| 81 | 4/5   | @LOS ANGELES  | 6-5, W**  | 42-29-10 |
| 82 | 4/7   | LOS ANGELES   | 3-2, W*   | 43-29-10 |

\* - OVERTIME \*\* - SHOOTOUT



## 2010-11 SEASON REVIEW

## SEASON HIGHLIGHTS

- San Jose won its sixth Pacific Division Championship (fourth straight) and advanced to the Western Conference Final for the second consecutive season.
- Logan Couture** was named to the NHL All-Rookie Team and finished second in the Calder Trophy voting.
- Dan Boyle** represented the Sharks at the NHL All-Star Game that was played in Carolina.
- Patrick Marleau** appeared in his 1,000th career NHL game on Jan. 15 at Phoenix and **Joe Thornton** recorded his 1,000th career NHL point with a goal on April 8 at Phoenix.

## MAJOR TRANSACTIONS

- Acquired **D Ian White** from Carolina in exchange for a second round selection in the 2012 NHL Entry Draft on Feb. 18.
- Acquired **LW Ben Eager** from Atlanta in exchange for a fifth round selection in the 2011 NHL Entry Draft on Jan. 18.
- Claimed **F Kyle Wellwood** off waivers from St. Louis on Jan. 18.

## PACIFIC DIVISION

|                     | GP        | W         | L         | OTL      | GF         | GA         | PTS        |
|---------------------|-----------|-----------|-----------|----------|------------|------------|------------|
| <b>SAN JOSE (2)</b> | <b>82</b> | <b>48</b> | <b>25</b> | <b>9</b> | <b>248</b> | <b>213</b> | <b>105</b> |
| ANAHEIM (4)         | 82        | 47        | 30        | 5        | 239        | 235        | 99         |
| PHOENIX (6)         | 82        | 43        | 26        | 13       | 231        | 226        | 99         |
| LOS ANGELES (7)     | 82        | 46        | 30        | 6        | 219        | 198        | 98         |
| DALLAS (9)          | 82        | 42        | 29        | 11       | 227        | 233        | 95         |

## FINAL STATISTICS

| P | NO | PLAYER              | GP    | G  | A  | PTS | PIM |
|---|----|---------------------|-------|----|----|-----|-----|
| C | 12 | PATRICK MARLEAU     | 82    | 37 | 36 | 73  | 16  |
| C | 19 | JOE THORNTON        | 80    | 21 | 49 | 70  | 47  |
| C | 8  | JOE PAVELSKI        | 74    | 20 | 46 | 66  | 24  |
| L | 15 | DANY HEATLEY        | 80    | 26 | 38 | 64  | 56  |
| L | 29 | RYANE CLOWE         | 75    | 24 | 38 | 62  | 100 |
| C | 39 | LOGAN COUTURE       | 79    | 32 | 24 | 56  | 41  |
| D | 22 | DAN BOYLE           | 76    | 9  | 41 | 50  | 67  |
| R | 16 | DEVIN SETOGUCHI     | 72    | 22 | 19 | 41  | 37  |
| D | 9  | IAN WHITE           | (CGY) | 16 | 2  | 4   | 6   |
|   |    | (CAR)               | 39    | 0  | 10 | 10  | 12  |
|   |    | (S.J.)              | 23    | 2  | 8  | 10  | 8   |
|   |    | TOTAL               | 78    | 4  | 22 | 26  | 26  |
| D | 60 | JASON DEMERS        | 75    | 2  | 22 | 24  | 28  |
| C | 17 | TORREY MITCHELL     | 66    | 9  | 14 | 23  | 46  |
| D | 44 | MARC-EDOUARD VLASIC | 80    | 4  | 14 | 18  | 18  |
| L | 55 | BEN EAGER           | (ATL) | 34 | 3  | 7   | 77  |
|   |    | (S.J.)              | 34    | 4  | 3  | 7   | 43  |
|   |    | TOTAL               | 68    | 7  | 10 | 17  | 120 |
| R | 10 | JAMAL MAYERS        | 78    | 3  | 11 | 14  | 124 |
| D | 3  | DOUGLAS MURRAY      | 73    | 1  | 13 | 14  | 44  |
| C | 20 | KYLE WELLWOOD       | 35    | 5  | 8  | 13  | 0   |
| D | 61 | *JUSTIN BRAUN       | 28    | 2  | 9  | 11  | 2   |
| D | 40 | KENT HUSKINS        | 50    | 2  | 8  | 10  | 12  |
| R | 78 | *BENN FERRIERO      | 33    | 5  | 4  | 9   | 9   |
| D | 7  | NICLAS WALLIN       | 74    | 3  | 5  | 8   | 46  |
| C | 21 | SCOTT NICHOL        | 56    | 4  | 3  | 7   | 50  |
| L | 64 | JAMIE MCGINN        | 49    | 1  | 5  | 6   | 33  |
| L | 43 | *JOHN MCCARTHY      | 37    | 2  | 2  | 4   | 8   |
| C | 69 | *ANDREW DESJARDINS  | 17    | 1  | 2  | 3   | 4   |
| D | 55 | *MIKE MOORE         | 6     | 1  | 0  | 1   | 7   |
| G | 31 | ANTTI NIEMI         | 60    | 0  | 1  | 1   | 2   |
| G | 32 | *ALEX STALOCK       | 1     | 0  | 0  | 0   | 0   |
| C | 57 | *TOMMY WINGELS      | 5     | 0  | 0  | 0   | 0   |
| L | 68 | *FRAZER MCLAREN     | 9     | 0  | 0  | 0   | 22  |
| L | 72 | *BRANDON MASHINTER  | 13    | 0  | 0  | 0   | 17  |
| G | 30 | ANTERO NIITYMAKI    | 24    | 0  | 0  | 0   | 2   |

\* — ROOKIE

## GOALTENDERS

| NO. | GOALTENDER    | GP        | MIN         | AVG         | W         | L         | T        | EN       | SO       | O          | SV %        | G           | A        | PIM      |
|-----|---------------|-----------|-------------|-------------|-----------|-----------|----------|----------|----------|------------|-------------|-------------|----------|----------|
| 32  | *ALEX STALOCK | 1         | 30          | .00         | 1         | 0         | 0        | 0        | 0        | 9          | 1.000       | 0           | 0        | 0        |
| 31  | ANTTI NIEMI   | 60        | 3524        | 2.38        | 35        | 18        | 6        | 2        | 6        | 140        | .1741       | .920        | 0        | 1        |
| 30  | A. NIITYMAKI  | 24        | 1414        | 2.72        | 12        | 7         | 3        | 2        | 0        | 64         | .615        | .896        | 0        | 2        |
|     | <b>TOTALS</b> | <b>82</b> | <b>4999</b> | <b>2.50</b> | <b>48</b> | <b>25</b> | <b>9</b> | <b>4</b> | <b>6</b> | <b>208</b> | <b>2369</b> | <b>.912</b> | <b>0</b> | <b>4</b> |

\* — ROOKIE

## GAME-BY-GAME RESULTS

| GA | DATE  | OPPONENT      | RESULT   | RECORD  |
|----|-------|---------------|----------|---------|
| 1  | 10/8  | @COLUMBUS*    | 3-2 W    | 1-0-0   |
| 2  | 10/9  | COLUMBUS*     | 2-3 L*   | 1-0-1   |
| 3  | 10/16 | ATLANTA       | 2-4 L    | 1-1-1   |
| 4  | 10/19 | CAROLINA      | 2-5 L    | 1-2-1   |
| 5  | 10/21 | @COLORADO     | 4-2 W    | 2-2-1   |
| 6  | 10/23 | @EDMONTON     | 6-1 W    | 3-2-1   |
| 7  | 10/24 | @CALGARY      | 0-4 L    | 3-3-1   |
| 8  | 10/27 | NEW JERSEY    | 5-2 W    | 4-3-1   |
| 9  | 10/30 | ANAHEIM       | 5-2 W    | 5-3-1   |
| 10 | 11/2  | @MINNESOTA    | 0-1 L    | 5-4-1   |
| 11 | 11/4  | @ST. LOUIS    | 0-2 L    | 5-5-1   |
| 12 | 11/6  | TAMPA BAY     | 5-2 W    | 6-5-1   |
| 13 | 11/9  | ANAHEIM       | 2-3 L*   | 6-5-2   |
| 14 | 11/11 | NY ISLANDERS  | 2-1 W**  | 7-5-2   |
| 15 | 11/13 | CALGARY       | 4-3 W    | 8-5-2   |
| 16 | 11/15 | LOS ANGELES   | 6-3 W    | 9-5-2   |
| 17 | 11/17 | @COLORADO     | 3-4 L*   | 9-5-3   |
| 18 | 11/18 | @DALLAS       | 4-5 L*   | 9-5-4   |
| 19 | 11/20 | COLUMBUS      | 0-3 L    | 9-6-4   |
| 20 | 11/24 | CHICAGO       | 5-2 W    | 10-6-4  |
| 21 | 11/26 | @VANCOUVER    | 1-6 L    | 10-7-4  |
| 22 | 11/27 | @EDMONTON     | 4-3 W    | 11-7-4  |
| 23 | 11/30 | DETROIT       | 3-5 L    | 11-8-4  |
| 24 | 12/2  | @OTTAWA       | 4-0 W    | 12-8-4  |
| 25 | 12/4  | @MONTREAL     | 1-3 L    | 12-9-4  |
| 26 | 12/6  | @DETROIT      | 5-2 W    | 13-9-4  |
| 27 | 12/8  | @PHILADELPHIA | 5-4 W**  | 14-9-4  |
| 28 | 12/9  | @BUFFALO      | 3-6 L    | 14-10-4 |
| 29 | 12/11 | CHICAGO       | 2-1 W*   | 15-10-4 |
| 30 | 12/13 | DALLAS        | 2-3 OT** | 15-10-5 |
| 31 | 12/15 | @NASHVILLE    | 2-3 L    | 15-11-5 |
| 32 | 12/16 | @DALLAS       | 4-3 W*   | 16-11-5 |
| 33 | 12/18 | @ST. LOUIS    | 4-1 W    | 17-11-5 |
| 34 | 12/21 | EDMONTON      | 2-1 W    | 18-11-5 |
| 35 | 12/23 | PHOENIX       | 4-1 W    | 19-11-5 |
| 36 | 12/27 | LOS ANGELES   | 0-4 L    | 19-12-5 |
| 37 | 12/29 | @MINNESOTA    | 3-5 L    | 19-13-5 |
| 38 | 12/30 | @CHICAGO      | 5-3 W    | 20-13-5 |
| 39 | 1/1   | @LOS ANGELES  | 1-0 W    | 21-13-5 |
| 40 | 1/3   | VANCOUVER     | 3-4 L    | 21-14-5 |
| 41 | 1/6   | BUFFALO       | 0-3 L    | 21-15-5 |
| 42 | 1/8   | NASHVILLE     | 1-2 L    | 21-16-5 |
| 43 | 1/9   | @ANAHEIM      | 0-1 L    | 21-17-5 |
| 44 | 1/11  | TORONTO       | 2-4 L    | 21-18-5 |
| 45 | 1/13  | EDMONTON      | 2-5 L    | 21-19-5 |
| 46 | 1/15  | ST. LOUIS     | 4-2 W    | 22-19-5 |
| 47 | 1/17  | @PHOENIX      | 4-2 W    | 23-19-5 |
| 48 | 1/20  | @VANCOUVER    | 2-1 W**  | 24-19-5 |
| 49 | 1/22  | MINNESOTA     | 4-3 W    | 25-19-5 |
| 50 | 1/26  | @LOS ANGELES  | 2-3 OT** | 25-19-6 |
| 51 | 2/1   | PHOENIX       | 5-3 W    | 26-19-6 |
| 52 | 2/2   | @ANAHEIM      | 4-3 W    | 27-19-6 |
| 53 | 2/5   | @BOSTON       | 2-0 W    | 28-19-6 |
| 54 | 2/8   | @WASHINGTON   | 2-0 W    | 29-19-6 |
| 55 | 2/9   | @COLUMBUS     | 3-2 W    | 30-19-6 |
| 56 | 2/11  | @NEW JERSEY   | 1-2 L    | 30-20-6 |
| 57 | 2/13  | @FLORIDA      | 2-3 L    | 30-21-6 |
| 58 | 2/15  | @NASHVILLE    | 2-1 W*   | 31-21-6 |
| 59 | 2/17  | WASHINGTON    | 3-2 W    | 32-21-6 |
| 60 | 2/19  | COLORADO      | 4-0 W    | 33-21-6 |
| 61 | 2/22  | @DETROIT      | 4-3 W    | 34-21-6 |
| 62 | 2/23  | @PITTSBURGH   | 3-2 W*   | 35-21-6 |
| 63 | 2/25  | @CALGARY      | 4-3 W**  | 36-21-6 |
| 64 | 3/1   | COLORADO      | 2-1 W**  | 37-21-6 |
| 65 | 3/3   | DETROIT       | 3-1 W    | 38-21-6 |
| 66 | 3/5   | DALLAS        | 2-3 L    | 38-22-6 |
| 67 | 3/8   | NASHVILLE     | 3-2W*    | 39-22-6 |
| 68 | 3/10  | VANCOUVER     | 4-5 OT** | 39-22-7 |
| 69 | 3/12  | NY RANGERS    | 2-3 OT** | 39-22-8 |
| 70 | 3/14  | @CHICAGO      | 3-6 L    | 39-23-8 |
| 71 | 3/15  | @DALLAS       | 6-3 W    | 40-23-8 |
| 72 | 3/17  | MINNESOTA     | 3-2 W    | 41-23-8 |
| 73 | 3/19  | ST. LOUIS     | 5-3 W    | 42-23-8 |
| 74 | 3/23  | CALGARY       | 6-3 W    | 43-23-8 |
| 75 | 3/24  | @LOS ANGELES  | 3-4 OT** | 43-23-9 |
| 76 | 3/26  | @PHOENIX      | 4-1 W    | 44-23-9 |
| 77 | 3/31  | DALLAS        | 6-0 W    | 45-23-9 |
| 78 | 4/2   | ANAHEIM       | 4-2 W    | 46-23-9 |
| 79 | 4/4   | LOS ANGELES   | 6-1 W    | 47-23-9 |
| 80 | 4/6   | @ANAHEIM      | 2-6 L    | 47-24-9 |
| 81 | 4/8   | @PHOENIX      | 3-4 L    | 47-25-9 |
| 82 | 4/9   | PHOENIX       | 3-1 W    | 48-25-9 |

\* — OVERTIME

\*\* — SHOOTOUT

\* — Played in Stockholm, Sweden



## 2009-10 SEASON REVIEW

### SEASON HIGHLIGHTS

- San Jose won its second consecutive Western Conference Regular Season Championship as well as its fifth Pacific Division Championship (third straight). The Sharks also played in its second Western Conference Final (vs. Chicago).
- San Jose had a National Hockey League-best eight players in the 2010 Winter Olympics. Among those players, four (**Dan Boyle**, **Dany Heatley**, **Patrick Marleau** and **Joe Thornton**) won gold for Team Canada and **Joe Pavelski** helped Team USA win silver.
- As a team, San Jose finished amongst the NHL's top-5 in the power play (21.0, fourth), penalty kill (85.0, fifth), even strength differential (plus-32, fourth), goals per game (3.13, fourth) and faceoff percentage (55.6, first).
- The Sharks were only one of two teams to have three players with 80-plus points (**Thornton**, 89; **Marleau**, 83 and **Heatley**, 82).

### MAJOR TRANSACTIONS

- Acquired D **Niclas Wallin** and a fifth round selection in the 2010 NHL Entry Draft from Carolina in exchange for a second round selection in the 2010 NHL Entry Draft (from Buffalo) on Feb. 7, 2010.
- Signed C **Manny Malhotra** on Sept. 23, 2009.
- Acquired LW **Dany Heatley** and a fifth round selection in the 2010 NHL Entry Draft from Ottawa (136th overall, Isaac MacLeod) in exchange for LW Milan Michalek, RW Jonathan Cheechoo and a second round selection in the 2010 NHL Entry Draft on Sept. 12, 2009.

### PACIFIC DIVISION

|                 | GP | W  | L  | OTL | GF  | GA  | PTS |
|-----------------|----|----|----|-----|-----|-----|-----|
| SAN JOSE (1)    | 82 | 51 | 20 | 11  | 264 | 215 | 113 |
| PHOENIX (4)     | 82 | 50 | 25 | 7   | 225 | 202 | 107 |
| LOS ANGELES (6) | 82 | 46 | 27 | 9   | 247 | 219 | 101 |
| ANAHEIM (11)    | 82 | 39 | 32 | 11  | 238 | 251 | 89  |
| DALLAS (12)     | 82 | 37 | 31 | 14  | 237 | 254 | 88  |

### FINAL STATISTICS

| P | NO | PLAYER              | GP    | G  | A  | PTS | PIM |
|---|----|---------------------|-------|----|----|-----|-----|
| C | 19 | JOE THORNTON        | 79    | 20 | 69 | 89  | 54  |
| C | 12 | PATRICK MARLEAU     | 82    | 44 | 39 | 83  | 22  |
| L | 15 | DANY HEATLEY        | 82    | 39 | 43 | 82  | 54  |
| D | 22 | DAN BOYLE           | 76    | 15 | 43 | 58  | 70  |
| L | 29 | RYANE CLOWE         | 82    | 19 | 38 | 57  | 131 |
| C | 8  | JOE PAVELSKI        | 67    | 25 | 26 | 51  | 26  |
| R | 16 | DEVIN SETOGUCHI     | 70    | 20 | 16 | 36  | 19  |
| C | 27 | MANNY MALHOTRA      | 71    | 14 | 19 | 33  | 41  |
| D | 4  | ROB BLAKE           | 70    | 7  | 23 | 30  | 60  |
| D | 40 | KENT HUSKINS        | 82    | 3  | 19 | 22  | 47  |
| D | 60 | *JASON DEMERS       | 51    | 4  | 17 | 21  | 21  |
| R | 41 | JED ORTMAYER        | 76    | 8  | 11 | 19  | 37  |
| C | 21 | SCOTT NICHOL        | 79    | 4  | 15 | 19  | 72  |
| D | 3  | DOUGLAS MURRAY      | 79    | 4  | 13 | 17  | 66  |
| D | 64 | MARC-EDOUARD VLASIC | 64    | 3  | 13 | 16  | 33  |
| L | 44 | JAMIE MCGINN        | 59    | 10 | 3  | 13  | 38  |
| C | 17 | TORREY MITCHELL     | 56    | 2  | 9  | 11  | 27  |
| C | 39 | *LOGAN COUTURE      | 25    | 5  | 4  | 9   | 6   |
| D | 7  | NICLAS WALLIN       | (CAR) | 47 | 0  | 5   | 26  |
|   |    | (S.J.)              | 23    | 0  | 2  | 2   | 23  |
|   |    | (TOTAL)             | 70    | 0  | 7  | 7   | 49  |
| R | 59 | BRAD STAUBITZ       | 47    | 3  | 3  | 6   | 110 |
| L | 68 | *FRAZER MCCLAREN    | 23    | 1  | 5  | 6   | 54  |
| R | 53 | RYAN VESCE          | 9     | 3  | 2  | 5   | 0   |
| C | 78 | *BENN FERRIERO      | 24    | 2  | 3  | 5   | 8   |
| D | 65 | *DEREK JOSLIN       | 24    | 0  | 3  | 3   | 12  |
| D | 28 | JAY LEACH           | (MTL) | 7  | 0  | 0   | 5   |
|   |    | (S.J.)              | 28    | 1  | 1  | 2   | 20  |
|   |    | (TOTAL)             | 35    | 1  | 1  | 2   | 25  |
| L | 45 | JODY SHELLEY        | 36    | 0  | 3  | 3   | 78  |
| C | 36 | DWIGHT HELMINEN     | 4     | 1  | 0  | 1   | 0   |
| D | 47 | JOE CALLAHAN        | 1     | 0  | 1  | 1   | 0   |
| C | 48 | *STEVEN ZALEWSKI    | 3     | 0  | 0  | 0   | 0   |
| L | 43 | *JOHN MCCARTHY      | 4     | 0  | 0  | 0   | 0   |
| G | 1  | *THOMAS GREISS      | 16    | 0  | 0  | 0   | 2   |
| G | 20 | EVGENI NABOKOV      | 71    | 0  | 0  | 0   | 6   |

\* - ROOKIE

### GOALTENDERS

| NO.    | GOALTENDER     | GP | MINS | AVG  | W  | L  | T  | EN | SO | GA  | SA   | SV % | G | A | PIM |
|--------|----------------|----|------|------|----|----|----|----|----|-----|------|------|---|---|-----|
| 20     | EVGENI NABOKOV | 71 | 4194 | 2.43 | 44 | 16 | 10 | 2  | 3  | 170 | 2168 | .922 | 0 | 0 | 6   |
| 1      | *THOMAS GREISS | 16 | 782  | 2.69 | 7  | 4  | 1  | 2  | 0  | 35  | 399  | .912 | 0 | 0 | 2   |
| TOTALS |                | 82 | 4998 | 2.51 | 51 | 20 | 11 | 4  | 3  | 209 | 2571 | .919 | 0 | 0 | 8   |

\* - ROOKIE

### GAME-BY-GAME RESULTS

| GA | DATE  | OPPONENT        | RESULT  | RECORD   |
|----|-------|-----------------|---------|----------|
| 1  | 10/1  | @COLORADO       | 2-5 L   | 0-1-0    |
| 2  | 10/3  | @ANAHEIM        | 4-1 W   | 1-1-0    |
| 3  | 10/6  | @LOS ANGELES    | 4-6 L   | 1-2-0    |
| 4  | 10/8  | COLUMBUS        | 6-3 W   | 2-2-0    |
| 5  | 10/10 | MINNESOTA       | 4-2 W   | 3-2-0    |
| 6  | 10/12 | PHOENIX         | 0-1 L** | 3-2-1    |
| 7  | 10/15 | @WASHINGTON     | 1-4 L   | 3-3-1    |
| 8  | 10/17 | @N.Y. ISLANDERS | 4-1 W   | 4-3-1    |
| 9  | 10/19 | @N.Y. RANGERS   | 7-3 W   | 5-3-1    |
| 10 | 10/22 | @TAMPA BAY      | 2-5 L   | 5-4-1    |
| 11 | 10/24 | @ATLANTA        | 4-3 W   | 6-4-1    |
| 12 | 10/25 | @PHILADELPHIA   | 4-1 W   | 7-4-1    |
| 13 | 10/28 | LOS ANGELES     | 2-1 W** | 8-4-1    |
| 14 | 10/30 | COLORADO        | 3-1 W   | 9-4-1    |
| 15 | 11/1  | @CAROLINA       | 5-1 W   | 10-4-1   |
| 16 | 11/4  | @COLUMBUS       | 3-2 W** | 11-4-1   |
| 17 | 11/5  | @DETROIT        | 1-2 L** | 11-4-2   |
| 18 | 11/7  | PITTSBURGH      | 5-0 W   | 12-4-2   |
| 19 | 11/10 | NASHVILLE       | 4-3 W   | 13-4-2   |
| 20 | 11/12 | DALLAS          | 2-3 L** | 13-4-3   |
| 21 | 11/14 | @ST. LOUIS      | 3-1 W   | 14-4-3   |
| 22 | 11/15 | @CHICAGO        | 3-4 L*  | 14-4-4   |
| 23 | 11/17 | @NASHVILLE      | 3-4 L   | 14-5-4   |
| 24 | 11/20 | PHILADELPHIA    | 6-3 W   | 15-5-4   |
| 25 | 11/21 | @ANAHEIM        | 3-2 W   | 16-5-4   |
| 26 | 11/25 | CHICAGO         | 2-7 L   | 16-6-4   |
| 27 | 11/27 | @EDMONTON       | 5-4 W** | 17-6-4   |
| 28 | 11/29 | @VANCOUVER      | 4-2 W   | 18-6-4   |
| 29 | 12/1  | OTTAWA          | 5-2 W   | 19-6-4   |
| 30 | 12/3  | ST. LOUIS       | 2-3 L** | 19-6-5   |
| 31 | 12/5  | CALGARY         | 1-2 L   | 19-7-5   |
| 32 | 12/9  | LOS ANGELES     | 4-5 L*  | 19-7-6   |
| 33 | 12/11 | DALLAS          | 2-3 L** | 19-7-7   |
| 34 | 12/12 | @PHOENIX        | 1-2 L   | 19-8-7   |
| 35 | 12/17 | ANAHEIM         | 4-1 W   | 20-8-7   |
| 36 | 12/21 | @DALLAS         | 4-2 W   | 21-8-7   |
| 37 | 12/22 | @CHICAGO        | 3-2 W   | 22-8-7   |
| 38 | 12/26 | ANAHEIM         | 5-2 W   | 23-8-7   |
| 39 | 12/28 | PHOENIX         | 3-2 W** | 24-8-7   |
| 40 | 12/30 | WASHINGTON      | 5-2 W   | 25-8-7   |
| 41 | 12/31 | @PHOENIX        | 3-2 W** | 26-8-7   |
| 42 | 1/2   | EDMONTON        | 4-1 W   | 27-8-7   |
| 43 | 1/4   | LOS ANGELES     | 2-6 L   | 27-9-7   |
| 44 | 1/6   | ST. LOUIS       | 2-1 W*  | 28-9-7   |
| 45 | 1/9   | DETROIT         | 1-4 L   | 28-10-7  |
| 46 | 1/11  | @LOS ANGELES    | 2-1 W   | 29-10-7  |
| 47 | 1/12  | @PHOENIX        | 3-1 W   | 30-10-7  |
| 48 | 1/14  | BOSTON          | 1-2 L** | 30-10-8  |
| 49 | 1/16  | EDMONTON        | 4-2 W   | 31-10-8  |
| 50 | 1/18  | CALGARY         | 9-1 W   | 32-10-8  |
| 51 | 1/19  | @LOS ANGELES    | 5-1 W   | 33-10-8  |
| 52 | 1/21  | ANAHEIM         | 3-1 W   | 34-10-8  |
| 53 | 1/23  | BUFFALO         | 5-2 W   | 35-10-8  |
| 54 | 1/28  | CHICAGO         | 3-4 L*  | 35-10-9  |
| 55 | 1/30  | MINNESOTA       | 5-2 W   | 36-10-9  |
| 56 | 2/2   | DETROIT         | 2-4 L   | 36-11-9  |
| 57 | 2/4   | @ST. LOUIS      | 4-2 W   | 37-11-9  |
| 58 | 2/6   | @NASHVILLE      | 4-3 W   | 38-11-9  |
| 59 | 2/8   | @TORONTO        | 3-2 W   | 39-11-9  |
| 60 | 2/10  | @COLUMBUS       | 0-3 L   | 39-12-9  |
| 61 | 2/11  | @DETROIT        | 3-2 W** | 40-12-9  |
| 62 | 2/13  | @BUFFALO        | 1-3 L   | 40-13-9  |
| 63 | 3/2   | NEW JERSEY      | 3-4 L   | 40-14-9  |
| 64 | 3/4   | MONTREAL        | 3-2 W   | 41-14-9  |
| 65 | 3/6   | COLUMBUS        | 2-1 W   | 42-14-9  |
| 66 | 3/11  | NASHVILLE       | 8-5 W   | 43-14-9  |
| 67 | 3/13  | FLORIDA         | 2-3 L*  | 43-14-10 |
| 68 | 3/14  | @ANAHEIM        | 2-4 L   | 43-15-10 |
| 69 | 3/16  | @DALLAS         | 2-8 L   | 43-16-10 |
| 70 | 3/18  | @VANCOUVER      | 2-3 L   | 43-17-10 |
| 71 | 3/19  | @CALGARY        | 3-4 L   | 43-18-10 |
| 72 | 3/21  | @EDMONTON       | 1-5 L   | 43-19-10 |
| 73 | 3/23  | @MINNESOTA      | 4-1 W   | 44-19-10 |
| 74 | 3/25  | DALLAS          | 3-0 W   | 45-19-10 |
| 75 | 3/27  | VANCOUVER       | 4-2 W   | 46-19-10 |
| 76 | 3/28  | COLORADO        | 4-3 W   | 47-19-10 |
| 77 | 3/31  | @DALLAS         | 1-5 L   | 47-20-10 |
| 78 | 4/2   | @MINNESOTA      | 3-2 W   | 48-20-10 |
| 79 | 4/4   | @COLORADO       | 4-5 L*  | 48-21-10 |
| 80 | 4/6   | @CALGARY        | 2-1 W   | 49-20-11 |
| 81 | 4/8   | VANCOUVER       | 4-2 W   | 50-20-11 |
| 82 | 4/10  | PHOENIX         | 3-2 W** | 51-20-11 |

\* - OVERTIME \*\* - SHOOTOUT



## 2008-09 SEASON REVIEW

## SEASON HIGHLIGHTS

- San Jose wins first Presidents' Trophy. For the first time, the Sharks finish first in the Western Conference while winning its fourth overall and second straight Pacific Division Championship. San Jose accomplishes these feats while setting franchise records for wins (53), home wins (32) and points (117).
- Under rookie Head Coach **Todd McLellan**, San Jose gets off to the best start in National Hockey League history by recording 52 points (25-3-2) through the first 30 games. The Sharks set a franchise standard by going undefeated (20-0-2) in their first 22 home games while extending a streak from 2007-08 by not losing in regulation for 31 straight games (28-0-3).
- As a team, San Jose ranks among the NHL's top-five in road power play percentage (28.2 — No. 1 and club record), overall power play (24.2 — third), 83.3 penalty kill (fifth), 272 shots allowed (No. 1), 33.2 shots per game (third and club record) and 2.43 goals allowed per game (third).
- McLellan finished as a finalist for the Jack Adams Trophy (third in voting). C **Jeremy Roenick** ended his career and the season as the third-highest American-born goal scorer (513) in NHL history. RW **Claude Lemieux**, at the age of 43, returns to the NHL after a five-year absence to play in 18 games.

## MAJOR TRANSACTIONS

- **Todd McLellan** hired as head coach on June 12, 2008.
- Acquired LW **Travis Moen** and D **Kent Huskins** from Anaheim in exchange for C Nick Bonino, G Timo Pielmeier and a fourth round selection in the 2012 NHL Entry Draft on March 4, 2009.

## PACIFIC DIVISION

|                     | GP        | W         | L         | OTL       | GF         | GA         | PTS        |
|---------------------|-----------|-----------|-----------|-----------|------------|------------|------------|
| <b>SAN JOSE (1)</b> | <b>82</b> | <b>53</b> | <b>18</b> | <b>11</b> | <b>257</b> | <b>204</b> | <b>117</b> |
| ANAHEIM (8)         | 82        | 42        | 33        | 7         | 245        | 238        | 91         |
| DALLAS (12)         | 82        | 36        | 35        | 11        | 230        | 257        | 83         |
| PHOENIX (13)        | 82        | 36        | 39        | 7         | 208        | 252        | 79         |
| LOS ANGELES (14)    | 82        | 34        | 37        | 11        | 207        | 234        | 79         |

## FINAL STATISTICS

| P | NO | PLAYER              | GP    | G  | A  | PTS | PIM |
|---|----|---------------------|-------|----|----|-----|-----|
| C | 19 | JOE THORNTON        | 82    | 25 | 61 | 86  | 56  |
| C | 12 | DEVIN MARLEAU       | 76    | 38 | 33 | 71  | 18  |
| R | 16 | PATRICK SETOGUCHI   | 81    | 31 | 34 | 65  | 25  |
| C | 8  | JOE PAVELSKI        | 80    | 25 | 34 | 59  | 46  |
| L | 9  | MILAN MICHALEK      | 77    | 23 | 34 | 57  | 52  |
| D | 22 | DAN BOYLE           | 77    | 16 | 41 | 57  | 52  |
| L | 29 | RYAN CLOWE          | 71    | 22 | 30 | 52  | 51  |
| D | 4  | ROBERT BLAKE        | 73    | 10 | 35 | 45  | 110 |
| D | 10 | CHRISTIAN EHRRHOFF  | 77    | 8  | 34 | 42  | 63  |
| D | 44 | MARC-EDOUARD VLASIC | 82    | 6  | 30 | 36  | 42  |
| R | 14 | JONATHAN CHEECHOO   | 66    | 12 | 17 | 29  | 59  |
| R | 25 | MIKE GRIER          | 62    | 10 | 13 | 23  | 25  |
| L | 24 | TRAVIS MOEN         | (ANA) | 63 | 4  | 7   | 11  |
|   |    | (S.J.)              | 19    | 3  | 2  | 5   | 14  |
|   |    | (TOTAL)             | 82    | 7  | 9  | 16  | 91  |
| C | 39 | *TOMAS PLIHAL       | 64    | 5  | 8  | 13  | 22  |
| C | 27 | JEREMY ROENICK      | 42    | 4  | 9  | 13  | 24  |
| C | 11 | MARCEL GOC          | 55    | 2  | 9  | 11  | 18  |
| D | 21 | ALEXEI SEMENOV      | 47    | 1  | 7  | 8   | 57  |
| D | 37 | BRAD LUKOWICH       | 58    | 0  | 8  | 8   | 12  |
| D | 3  | DOUGLAS MURRAY      | 75    | 0  | 7  | 7   | 38  |
| L | 64 | *JAMIE MCGINN       | 35    | 4  | 2  | 6   | 2   |
| D | 40 | KENT HUSKINS        | (ANA) | 33 | 2  | 4   | 6   |
| L | 43 | LUKAS KASPAR        | 13    | 2  | 2  | 4   | 8   |
| L | 45 | JODY SHELLEY        | 70    | 2  | 2  | 4   | 116 |
| R | 59 | *BRAD STAUBITZ      | 35    | 1  | 2  | 3   | 76  |
| R | 47 | TOM CAVANAGH        | 17    | 1  | 1  | 2   | 4   |
| R | 32 | CLAUDE LEMIEUX      | 18    | 0  | 1  | 1   | 21  |
| G | 20 | EVGENII NABOKOV     | 62    | 0  | 1  | 1   | 12  |
| C | 40 | *RILEY ARMSTRONG    | 2     | 0  | 0  | 0   | 2   |
| R | 53 | *RYAN VESCE         | 10    | 0  | 0  | 0   | 4   |
| D | 65 | *DEREK JOSLIN       | 12    | 0  | 0  | 0   | 6   |
| G | 33 | BRIAN BOUCHER       | 22    | 0  | 0  | 0   | 2   |

\* — ROOKIE

## GOALTENDERS

| NO. | GOALTENDER      | GP        | MINS        | AVG         | W         | L         | T         | EN       | SO       | GA         | SA          | SV          | %        | G        | A         | PIM |
|-----|-----------------|-----------|-------------|-------------|-----------|-----------|-----------|----------|----------|------------|-------------|-------------|----------|----------|-----------|-----|
| 33  | BRIAN BOUCHER   | 22        | 1291        | 2.18        | 12        | 6         | 3         | 2        | 2        | 47         | 563         | .917        | 0        | 0        | 2         |     |
| 20  | EVGENII NABOKOV | 62        | 3686        | 2.44        | 41        | 12        | 8         | 0        | 7        | 150        | 1663        | .910        | 0        | 1        | 12        |     |
|     | <b>TOTALS</b>   | <b>82</b> | <b>5000</b> | <b>2.39</b> | <b>53</b> | <b>18</b> | <b>11</b> | <b>2</b> | <b>9</b> | <b>199</b> | <b>2228</b> | <b>.911</b> | <b>0</b> | <b>1</b> | <b>14</b> |     |

## GAME-BY-GAME RESULTS

| GA | DATE  | OPPONENT      | RESULT  | RECORD   |
|----|-------|---------------|---------|----------|
| 1  | 10/9  | ANAHEIM       | 4-1 W   | 1-0-0    |
| 2  | 10/11 | LOS ANGELES   | 3-1 W   | 2-0-0    |
| 3  | 10/12 | @LOS ANGELES  | 1-0 W   | 3-0-0    |
| 4  | 10/14 | COLUMBUS      | 5-2 W   | 4-0-0    |
| 5  | 10/17 | @ANAHEIM      | 0-4 L   | 4-1-0    |
| 6  | 10/18 | PHILADELPHIA  | 5-4 W*  | 5-1-0    |
| 7  | 10/22 | @PHILADELPHIA | 7-6 W** | 6-1-0    |
| 8  | 10/24 | @FLORIDA      | 3-4 L   | 6-2-0    |
| 9  | 10/25 | @TAMPA BAY    | 3-0 W   | 7-2-0    |
| 10 | 10/28 | PITTSBURGH    | 2-1 W   | 8-2-0    |
| 11 | 10/30 | DETROIT       | 4-2 W   | 9-2-0    |
| 12 | 11/2  | @COLORADO     | 5-3 W   | 10-2-0   |
| 13 | 11/4  | MINNESOTA     | 3-1 W   | 11-2-0   |
| 14 | 11/6  | ST. LOUIS     | 5-4 W** | 12-2-0   |
| 15 | 11/8  | DALLAS        | 2-1 W   | 13-2-0   |
| 16 | 11/9  | @PHOENIX      | 2-4 L   | 13-3-0   |
| 17 | 11/11 | NASHVILLE     | 3-4 L*  | 13-3-1   |
| 18 | 11/13 | CALGARY       | 6-1 W   | 14-3-1   |
| 19 | 11/16 | @CHICAGO      | 6-5 W   | 15-3-1   |
| 20 | 11/17 | @NASHVILLE    | 4-1 W   | 16-3-1   |
| 21 | 11/22 | WASHINGTON    | 7-2 W   | 17-3-1   |
| 22 | 11/26 | CHICAGO       | 3-2 W   | 18-3-1   |
| 23 | 11/28 | @DALLAS       | 6-2 W   | 19-3-1   |
| 24 | 11/29 | @PHOENIX      | 3-2 W   | 20-3-1   |
| 25 | 12/2  | TORONTO       | 5-2 W   | 21-3-1   |
| 26 | 12/4  | COLUMBUS      | 3-2 W   | 22-3-1   |
| 27 | 12/6  | EDMONTON      | 2-3 L*  | 22-3-2   |
| 28 | 12/11 | ANAHEIM       | 2-0 W   | 23-3-2   |
| 29 | 12/13 | ST. LOUIS     | 5-4 W   | 24-3-2   |
| 30 | 12/15 | @LOS ANGELES  | 3-2 W** | 25-3-2   |
| 31 | 12/17 | @COLUMBUS     | 1-2 L*  | 25-3-3   |
| 32 | 12/18 | @DETROIT      | 0-6 L   | 25-4-3   |
| 33 | 12/20 | NY RANGERS    | 3-2 W   | 26-4-3   |
| 34 | 12/23 | VANCOUVER     | 5-0 W   | 27-4-3   |
| 35 | 12/27 | @ST. LOUIS    | 2-3 L*  | 27-4-4   |
| 36 | 12/29 | @DALLAS       | 3-1 W   | 28-4-4   |
| 37 | 12/31 | @MINNESOTA    | 2-3 L*  | 28-4-5   |
| 38 | 1/3   | NY ISLANDERS  | 5-3 W   | 29-4-5   |
| 39 | 1/6   | @CALGARY      | 2-5 L   | 29-5-5   |
| 40 | 1/9   | @EDMONTON     | 4-1 W   | 30-5-5   |
| 41 | 1/10  | @VANCOUVER    | 4-2 W   | 31-5-5   |
| 42 | 1/13  | TAMPA BAY     | 7-1 W   | 32-5-5   |
| 43 | 1/15  | CALGARY       | 2-3 L   | 32-6-5   |
| 44 | 1/17  | DETROIT       | 6-5 W   | 33-6-5   |
| 45 | 1/20  | VANCOUVER     | 2-1 W*  | 34-6-5   |
| 46 | 1/27  | @COLORADO     | 3-0 W   | 35-6-5   |
| 47 | 1/29  | PHOENIX       | 2-0 W   | 36-6-5   |
| 48 | 1/31  | CHICAGO       | 2-4 L   | 36-7-5   |
| 49 | 2/5   | CAROLINA      | 3-4 L** | 36-7-6   |
| 50 | 2/7   | @COLUMBUS     | 2-3 L*  | 36-7-7   |
| 51 | 2/10  | @BOSTON       | 5-2 W   | 37-7-7   |
| 52 | 2/11  | @PITTSBURGH   | 1-2 L** | 37-7-8   |
| 53 | 2/13  | @BUFFALO      | 5-6 L** | 37-7-9   |
| 54 | 2/15  | @NEW JERSEY   | 5-6 L   | 37-8-9   |
| 55 | 2/17  | EDMONTON      | 4-2 W   | 38-8-9   |
| 56 | 2/19  | LOS ANGELES   | 4-2 W   | 39-8-9   |
| 57 | 2/21  | ATLANTA       | 3-1 W   | 40-8-9   |
| 58 | 2/23  | @DALLAS       | 1-0 W   | 41-8-9   |
| 59 | 2/25  | @DETROIT      | 1-4 L   | 41-9-9   |
| 60 | 2/26  | @OTTAWA       | 2-1 W   | 42-9-9   |
| 61 | 2/28  | @MONTREAL     | 2-3 L   | 42-10-9  |
| 62 | 3/3   | DALLAS        | 1-4 L   | 42-11-9  |
| 63 | 3/5   | MINNESOTA     | 3-4 L*  | 42-12-9  |
| 64 | 3/7   | @VANCOUVER    | 1-3 L   | 42-12-10 |
| 65 | 3/10  | @MINNESOTA    | 5-4 W*  | 43-12-10 |
| 66 | 3/12  | @ST. LOUIS    | 1-3 L   | 43-13-10 |
| 67 | 3/14  | LOS ANGELES   | 2-1 W** | 44-13-10 |
| 68 | 3/15  | @ANAHEIM      | 1-0 W   | 45-13-10 |
| 69 | 3/17  | @PHOENIX      | 3-4 L   | 45-14-10 |
| 70 | 3/19  | NASHVILLE     | 3-2 W** | 46-14-10 |
| 71 | 3/21  | DALLAS        | 5-2 W   | 47-14-10 |
| 72 | 3/22  | COLORADO      | 3-1 W   | 48-14-10 |
| 73 | 3/25  | @CHICAGO      | 5-6 L** | 48-14-11 |
| 74 | 3/26  | @NASHVILLE    | 2-3 L   | 48-15-11 |
| 75 | 3/28  | PHOENIX       | 3-2 W   | 49-15-11 |
| 76 | 3/30  | @CALGARY      | 2-1 W   | 50-15-11 |
| 77 | 4/2   | @EDMONTON     | 2-1 W   | 51-15-11 |
| 78 | 4/4   | ANAHEIM       | 2-5 L   | 51-16-11 |
| 79 | 4/5   | @ANAHEIM      | 3-2 W   | 52-16-11 |
| 80 | 4/7   | COLORADO      | 1-0 W** | 53-16-11 |
| 81 | 4/9   | PHOENIX       | 1-4 L   | 53-17-11 |
| 82 | 4/11  | @LOS ANGELES  | 3-4 L   | 53-18-11 |

\* — OVERTIME

\*\* — SHOOTOUT



## 2007-08 SEASON REVIEW

### SEASON HIGHLIGHTS

- San Jose set then-team records for most points (108) and points percentage (.659), road wins (27), most road games (58), fewest shots allowed (1,981), fewest power play goals allowed (44) and fewest regulation losses (23) in a single season.
- San Jose also set team standards for longest overall winning streak (11 games, Feb. 21, 2008 at Philadelphia through March 14, 2008 vs. St. Louis), longest road winning streak (10 games, Nov. 14, 2007 at Dallas through Dec. 31, 2007 at Minnesota), most consecutive overall games recording a point (20, Feb. 21, 2008 at Philadelphia through April 1, 2008 vs. Los Angeles) and most consecutive road games recording a point (14, Oct. 29, 2007 at Dallas through Jan. 13, 2008 at Anaheim).
- G Evgeni Nabokov** finished second in the Vezina Trophy voting after achieving team regular season goaltending records in wins (50), appearances (77), minutes (4,561), most consecutive starts (50) and most consecutive wins (10). Nabokov also played in his second NHL All-Star Game and became the first goaltender since 2002 to stop all of the shots he faced (eight in the second).
- Coach **Ron Wilson** led San Jose to their third Pacific Division Championship, second in his tenure. He became the 11th coach to win 500 NHL games on Feb. 9, 2008 vs. Nashville. Wilson also won his 200th game as Sharks head coach on March 18, 2008 at Los Angeles, surpassing Darryl Sutter to set the record for most wins (206).

### MAJOR TRANSACTIONS

- Acquired **D Brian Campbell** along with a seventh round selection in the 2008 NHL Entry Draft from Buffalo in exchange for RW Steve Bernier and a first round selection in the 2008 NHL Entry Draft on Feb. 26, 2008.
- Relieved Ron Wilson of head coaching duties on May 12, 2008.

### PACIFIC DIVISION

|                     | GP        | W         | L         | OTL       | GF         | GA         | PTS        |
|---------------------|-----------|-----------|-----------|-----------|------------|------------|------------|
| <b>SAN JOSE (2)</b> | <b>82</b> | <b>49</b> | <b>23</b> | <b>10</b> | <b>222</b> | <b>193</b> | <b>108</b> |
| ANAHEIM (4)         | 82        | 47        | 27        | 8         | 205        | 191        | 102        |
| DALLAS (5)          | 82        | 45        | 30        | 7         | 242        | 207        | 97         |
| PHOENIX (12)        | 82        | 38        | 37        | 7         | 214        | 231        | 83         |
| LOS ANGELES (15)    | 82        | 32        | 43        | 7         | 231        | 266        | 71         |

### FINAL STATISTICS

| P | NO | PLAYER               | GP | G  | A  | PTS | PIM |
|---|----|----------------------|----|----|----|-----|-----|
| C | 19 | JOE THORNTON         | 82 | 29 | 67 | 96  | 59  |
| D | 51 | BRIAN CAMPBELL (BUF) | 63 | 5  | 38 | 43  | 12  |
|   |    | (S.J.)               | 20 | 3  | 16 | 19  | 8   |
|   |    | (TOTAL)              | 83 | 8  | 54 | 62  | 20  |
| L | 9  | MILAN MICHALEK       | 79 | 24 | 31 | 55  | 47  |
| C | 12 | PATRICK MARLEAU      | 78 | 19 | 29 | 48  | 33  |
| C | 8  | JOE PAVELSKI         | 82 | 19 | 21 | 40  | 28  |
| R | 14 | JONATHAN CHEECHOO    | 69 | 23 | 14 | 37  | 46  |
| D | 52 | CRAIG RIVET          | 74 | 5  | 30 | 35  | 104 |
| C | 27 | JEREMY ROENICK       | 69 | 14 | 19 | 33  | 26  |
| R | 26 | **STEVE BERNIER      | 59 | 13 | 10 | 23  | 62  |
| R | 25 | MIKE GRIER           | 78 | 9  | 13 | 22  | 24  |
| D | 10 | CHRISTIAN EHRHOFF    | 77 | 1  | 21 | 22  | 72  |
| C | 17 | **TORREY MITCHELL    | 82 | 10 | 10 | 20  | 50  |
| R | 16 | **DEVIN SETOGUCHI    | 44 | 11 | 6  | 17  | 8   |
| L | 34 | PATRICK RISSMILLER   | 79 | 8  | 9  | 17  | 30  |
| D | 24 | SANDIS OZOLINSH      | 39 | 3  | 13 | 16  | 24  |
| D | 18 | MAIT CARLE           | 62 | 2  | 13 | 15  | 26  |
| D | 44 | MARC-EDOUARD VLASIC  | 82 | 2  | 12 | 14  | 24  |
| D | 4  | KYLE McLAREN         | 61 | 3  | 8  | 11  | 84  |
| C | 3  | DOUGLAS MURRAY       | 66 | 1  | 9  | 10  | 98  |
| C | 37 | CURTIS BROWN         | 33 | 5  | 4  | 9   | 10  |
| C | 11 | MARCEL GOC           | 51 | 5  | 3  | 8   | 12  |
| L | 29 | RYANE CLOWE          | 15 | 3  | 5  | 8   | 22  |
| L | 45 | JODY SHELLEY (CBJ)   | 31 | 0  | 0  | 0   | 44  |
|   |    | (S.J.)               | 31 | 1  | 6  | 7   | 91  |
|   |    | (TOTAL)              | 62 | 1  | 6  | 7   | 135 |
| D | 21 | ALEXEI SEMENOV       | 22 | 1  | 3  | 4   | 36  |
| C | 39 | *TOMAS LIPIAL        | 22 | 2  | 1  | 3   | 4   |
| G | 20 | EVGENI NABOKOV       | 77 | 0  | 2  | 2   | 12  |
| C | 47 | *TOM CAVANAGH        | 1  | 0  | 1  | 1   | 0   |
| D | 5  | **ROB DAVISON        | 15 | 0  | 0  | 0   | 21  |
| C | 46 | *MIKE IGGULDEN       | 1  | 0  | 0  | 0   | 0   |
| G | 30 | *DIMITRI PATZOLD     | 3  | 0  | 0  | 0   | 0   |
| L | 43 | *LUKAS KASPAR        | 3  | 0  | 0  | 0   | 0   |
| G | 1  | *THOMAS GREISS       | 3  | 0  | 0  | 0   | 0   |
| G | 33 | BRIAN BOUCHER        | 5  | 0  | 0  | 0   | 0   |

\* - ROOKIE

\*\* - TRADED DURING THE SEASON (STATS ARE WITH SAN JOSE ONLY)

### GOALTENDERS

| NO.    | GOALTENDER       | GP | MINS | AVG  | W  | L  | T  | EN | SO | GA  | SA   | SV % | G | A | PIM |
|--------|------------------|----|------|------|----|----|----|----|----|-----|------|------|---|---|-----|
| 33     | BRIAN BOUCHER    | 5  | 238  | 1.76 | 3  | 1  | 1  | 0  | 1  | 7   | 103  | .932 | 0 | 0 | 0   |
| 20     | EVGENI NABOKOV   | 77 | 4561 | 2.14 | 46 | 21 | 8  | 6  | 6  | 163 | 1802 | .910 | 0 | 2 | 12  |
| 1      | THOMAS GREISS    | 3  | 129  | 3.26 | 0  | 1  | 1  | 0  | 0  | 7   | 50   | .860 | 0 | 0 | 0   |
| 30     | *DIMITRI PATZOLD | 3  | 44   | 5.45 | 0  | 0  | 0  | 0  | 0  | 4   | 20   | .800 | 0 | 0 | 0   |
| TOTALS |                  | 8  | 5000 | 2.24 | 49 | 23 | 10 | 6  | 7  | 187 | 1981 | .906 | 0 | 2 | 12  |

### GAME-BY-GAME RESULTS

| GA | DATE  | OPPONENT       | RESULT  | RECORD   |
|----|-------|----------------|---------|----------|
| 1  | 10/4  | @ EDMONTON     | 2-3 L*  | 0-0-1    |
| 2  | 10/5  | @ VANCOUVER    | 3-1 W   | 1-0-1    |
| 3  | 10/7  | @ COLORADO     | 2-6 L   | 1-1-1    |
| 4  | 10/10 | @ CHICAGO      | 2-1 W   | 2-1-1    |
| 5  | 10/13 | BOSTON         | 1-2 L   | 2-2-1    |
| 6  | 10/15 | @ VANCOUVER    | 4-2 W   | 3-2-1    |
| 7  | 10/18 | DETROIT        | 2-4 L   | 3-3-1    |
| 8  | 10/20 | NASHVILLE      | 3-0 W   | 4-3-1    |
| 9  | 10/22 | @ CALGARY      | 4-1 W   | 5-3-1    |
| 10 | 10/26 | @ DETROIT      | 1-5 L   | 5-4-1    |
| 11 | 10/27 | @ COLUMBUS     | 1-2 L   | 5-5-1    |
| 12 | 10/29 | @ DALLAS       | 4-2 W   | 6-5-1    |
| 13 | 11/2  | LOS ANGELES    | 2-5 L   | 6-6-1    |
| 14 | 11/3  | @ LOS ANGELES  | 3-1 W   | 7-6-1    |
| 15 | 11/7  | DALLAS         | 1-3 L   | 7-7-1    |
| 16 | 11/9  | @ ANAHEIM      | 2-3 L*  | 7-7-2    |
| 17 | 11/10 | PHOENIX        | 4-1 W   | 8-7-2    |
| 18 | 11/12 | PHOENIX        | 5-0 W   | 9-7-2    |
| 19 | 11/14 | @ DALLAS       | 4-3 W** | 10-7-2   |
| 20 | 11/15 | @ PHOENIX      | 6-0 W   | 11-7-2   |
| 21 | 11/17 | ANAHEIM        | 1-2 L** | 11-7-3   |
| 22 | 11/24 | LOS ANGELES    | 1-2 L   | 11-8-3   |
| 23 | 11/28 | LOS ANGELES    | 2-3 L** | 11-8-4   |
| 24 | 11/30 | COLORADO       | 3-2 W   | 12-8-4   |
| 25 | 12/3  | @ COLORADO     | 3-2 W   | 13-8-4   |
| 26 | 12/5  | @ DALLAS       | 3-2 W   | 14-8-4   |
| 27 | 12/7  | @ PHOENIX      | 1-0 W   | 15-8-4   |
| 28 | 12/8  | BUFFALO        | 1-7 L   | 15-9-4   |
| 29 | 12/11 | MINNESOTA      | 4-1 W   | 16-9-4   |
| 30 | 12/13 | VANCOUVER      | 5-2 W   | 17-9-4   |
| 31 | 12/15 | DALLAS         | 2-4 L   | 17-10-4  |
| 32 | 12/16 | @ ANAHEIM      | 2-1 W   | 18-10-4  |
| 33 | 12/18 | ANAHEIM        | 0-2 L   | 18-11-4  |
| 34 | 12/20 | PHOENIX        | 2-3 L** | 18-11-5  |
| 35 | 12/22 | ANAHEIM        | 2-5 L   | 18-12-5  |
| 36 | 12/26 | @ LOS ANGELES  | 3-2 W   | 19-12-5  |
| 37 | 12/28 | @ ST. LOUIS    | 1-0 W   | 20-12-5  |
| 38 | 12/29 | @ NASHVILLE    | 5-2 W   | 21-12-5  |
| 39 | 12/31 | @ MINNESOTA    | 3-2 W   | 22-12-5  |
| 40 | 1/3   | CALGARY        | 2-3 L*  | 22-12-6  |
| 41 | 1/5   | COLUMBUS       | 3-2 W   | 23-12-6  |
| 42 | 1/10  | VANCOUVER      | 3-1 W   | 24-12-6  |
| 43 | 1/12  | TORONTO        | 3-2 W   | 25-12-6  |
| 44 | 1/13  | @ ANAHEIM      | 3-4 L*  | 25-12-7  |
| 45 | 1/15  | @ PHOENIX      | 3-5 L   | 25-13-7  |
| 46 | 1/17  | DALLAS         | 2-4 L   | 25-14-7  |
| 47 | 1/19  | DETROIT        | 3-6 L   | 25-15-7  |
| 48 | 1/22  | CHICAGO        | 3-2 W   | 26-15-7  |
| 49 | 1/24  | ST. LOUIS      | 4-1 W   | 27-15-7  |
| 50 | 1/29  | @ EDMONTON     | 3-0 W   | 28-15-7  |
| 51 | 1/30  | @ CALGARY      | 4-5 L   | 28-16-7  |
| 52 | 2/2   | CHICAGO        | 3-2 W** | 29-16-7  |
| 53 | 2/6   | COLORADO       | 1-3 L   | 29-17-7  |
| 54 | 2/8   | COLUMBUS       | 2-1 W   | 30-17-7  |
| 55 | 2/9   | NASHVILLE      | 4-3 W   | 31-17-7  |
| 56 | 2/12  | CALGARY        | 3-4 L*  | 31-17-8  |
| 57 | 2/14  | EDMONTON       | 2-3 L   | 31-18-8  |
| 58 | 2/17  | @ NY RANGERS   | 1-3 L   | 31-19-8  |
| 59 | 2/18  | @ NY ISLANDERS | 2-3 L   | 31-20-8  |
| 60 | 2/20  | @ NEW JERSEY   | 2-3 L   | 31-21-8  |
| 61 | 2/21  | @ PHILADELPHIA | 3-1 W   | 32-21-8  |
| 62 | 2/24  | @ PITTSBURGH   | 2-1 W** | 33-21-8  |
| 63 | 2/27  | @ COLUMBUS     | 4-2 W   | 34-21-8  |
| 64 | 2/29  | @ DETROIT      | 3-2 W   | 35-21-8  |
| 65 | 3/1   | @ ST. LOUIS    | 2-0 W   | 36-21-8  |
| 66 | 3/3   | MONTREAL       | 6-4 W   | 37-21-8  |
| 67 | 3/5   | OTTAWA         | 3-2 W*  | 38-21-8  |
| 68 | 3/7   | @ CHICAGO      | 3-2 W   | 39-21-8  |
| 69 | 3/9   | @ MINNESOTA    | 3-2 W** | 40-21-8  |
| 70 | 3/11  | @ NASHVILLE    | 2-1 W   | 41-21-8  |
| 71 | 3/14  | ST. LOUIS      | 4-1 W   | 42-21-8  |
| 72 | 3/16  | EDMONTON       | 1-2 L** | 42-21-9  |
| 73 | 3/18  | @ LOS ANGELES  | 2-1 W   | 43-21-9  |
| 74 | 3/19  | MINNESOTA      | 4-3 W** | 44-21-9  |
| 75 | 3/21  | ANAHEIM        | 2-1 W   | 45-21-9  |
| 76 | 3/25  | @ PHOENIX      | 4-5 L*  | 45-21-10 |
| 77 | 3/27  | DALLAS         | 3-2 W*  | 46-21-10 |
| 78 | 3/28  | @ ANAHEIM      | 3-1 W   | 47-21-10 |
| 79 | 3/30  | PHOENIX        | 3-1 W   | 48-21-10 |
| 80 | 4/1   | LOS ANGELES    | 5-2 W   | 49-21-10 |
| 81 | 4/3   | @ LOS ANGELES  | 2-4 L   | 49-22-10 |
| 82 | 4/6   | @ DALLAS       | 2-4 L   | 49-23-10 |

\* - OVERTIME

\*\* - SHOOTOUT





## 2006-07 SEASON REVIEW

## SEASON HIGHLIGHTS

- San Jose set a franchise record and led the League with 26 road wins. In addition, the Sharks set club marks for wins in a season (51) and points (107).
- Goaltenders **Evgeni Nabokov** (seven) and **Vesa Toskala** (four) combined to tie a San Jose record with 11 shutouts.
- Defensemen **Marc-Edouard Vlasic** and **Matt Carle** were named to the NHL All-Rookie Team. The duo became the second pair of defensive teammates in NHL history to be named to the team in the same year (1991-92 — Detroit's Nicklas Lidstrom and Vladimir Konstantinov).
- C **Patrick Marleau** broke the franchise record for most goals in franchise history (Owen Nolan, 206) with the game-winner vs. Los Angeles on Jan. 11. Marleau also surpassed Nolan's all-time marks for points (451), assists (245) and Mike Rathje's standard for games played (671).
- San Jose set an NHL record by playing in 49 consecutive games without going into overtime (surpassing Toronto's 41 in 1996-97).
- Ron Wilson** became the 13th coach in NHL history to coach in 1,000 games on March 18 at Colorado.

## MAJOR TRANSACTIONS

- Acquired **D Craig Rivet** and a fifth round selection in the 2008 NHL Entry Draft from Montreal in exchange for D Josh Gorges and San Jose's first selection in the 2007 NHL Entry Draft on Feb. 25, 2007.
- Acquired RW **Bill Guerin** from St. Louis in exchange for LW Ville Nieminen, RW Jay Barriball and a first round selection in the 2007 NHL Entry Draft on Feb. 27, 2007.

## PACIFIC DIVISION

|                     | GP        | W         | L         | OTL      | GF         | GA         | PTS        |
|---------------------|-----------|-----------|-----------|----------|------------|------------|------------|
| ANAHEIM (2)         | 82        | 48        | 20        | 14       | 258        | 208        | 110        |
| <b>SAN JOSE (5)</b> | <b>82</b> | <b>51</b> | <b>26</b> | <b>5</b> | <b>258</b> | <b>199</b> | <b>107</b> |
| DALLAS (6)          | 82        | 50        | 25        | 7        | 226        | 197        | 107        |
| LOS ANGELES (14)    | 82        | 27        | 41        | 14       | 227        | 283        | 68         |
| PHOENIX (15)        | 82        | 31        | 46        | 5        | 216        | 284        | 67         |

## FINAL STATISTICS

| P NO | PLAYER               | GP                        | G              | A             | PTS           | PIM           |
|------|----------------------|---------------------------|----------------|---------------|---------------|---------------|
| C 19 | JOE THORNTON         | 82                        | 22             | 92            | 114           | 44            |
| C 12 | PATRICK MARLEAU      | 77                        | 32             | 46            | 78            | 33            |
| R 14 | JONATHAN CHEECHOO    | 76                        | 37             | 32            | 69            | 69            |
| R 9  | MILAN MICHALEK       | 78                        | 26             | 40            | 66            | 36            |
| R 13 | BILL GUERIN          | (STL)<br>(S.J)<br>(TOTAL) | 61<br>16<br>77 | 28<br>8<br>36 | 19<br>1<br>20 | 47<br>9<br>56 |
| D 18 | *MATT CARLE          | 77                        | 11             | 31            | 42            | 30            |
| L 29 | *RYANE CLOWE         | 58                        | 16             | 18            | 34            | 78            |
| R 25 | MIKE GRIER           | 81                        | 16             | 17            | 33            | 43            |
| D 10 | CHRISTIAN EHRRHOFF   | 82                        | 10             | 23            | 33            | 63            |
| R 26 | STEVE BERNIER        | 62                        | 15             | 16            | 31            | 29            |
| C 8  | *JOE PAVELSKI        | 46                        | 14             | 14            | 28            | 18            |
| D 44 | *MARC-EDOUARD VLASIC | 81                        | 3              | 23            | 26            | 118           |
| D 52 | CRAIG RIVET          | (MTL)<br>(S.J)<br>(TOTAL) | 54<br>17<br>71 | 6<br>1<br>7   | 10<br>7<br>17 | 16<br>8<br>24 |
| D 22 | SCOTT HANNAN         | 79                        | 4              | 20            | 24            | 38            |
| C 34 | PATRICK RISSMILLER   | 79                        | 7              | 15            | 22            | 22            |
| L 7  | MARK BELL            | 71                        | 11             | 10            | 21            | 83            |
| C 37 | CURTIS BROWN         | 78                        | 8              | 12            | 20            | 56            |
| D 4  | KYLE MCLAREN         | 67                        | 5              | 12            | 17            | 61            |
| C 11 | MARCEL GOC           | 78                        | 5              | 8             | 13            | 24            |
| C 16 | MARK SMITH           | 41                        | 3              | 10            | 13            | 42            |
| D 6  | **JOSH GORGES        | 47                        | 1              | 3             | 4             | 26            |
| D 3  | DOUGLAS MURRAY       | 35                        | 0              | 3             | 3             | 31            |
| G 35 | VESA TOSKALA         | 38                        | 0              | 3             | 3             | 0             |
| D 5  | ROB DAVISON          | 22                        | 0              | 2             | 2             | 27            |
| L 15 | **VILLE NIEMINEN     | 30                        | 1              | 1             | 2             | 14            |
| R 29 | **SCOTT PARKER       | 11                        | 0              | 0             | 0             | 22            |
| G 20 | EVGENI NABOKOV       | 50                        | 0              | 0             | 0             | 6             |
| L 49 | MATHIEU DARCHÉ       | 2                         | 0              | 0             | 0             | 0             |
| C 39 | *TOMAS PILHAL        | 3                         | 0              | 0             | 0             | 0             |

\* — ROOKIE

\*\* — TRADED DURING THE SEASON (SAN JOSE STATS ONLY)

## GOALTENDERS

| NO. | GOALTENDER     | GP        | MIN         | AVG         | W         | L         | T        | EN       | SO        | GA         | SA          | SV %        | G A PIM      |
|-----|----------------|-----------|-------------|-------------|-----------|-----------|----------|----------|-----------|------------|-------------|-------------|--------------|
| 20  | EVGENI NABOKOV | 50        | 2778        | 2.29        | 25        | 16        | 4        | 3        | 7         | 106        | 1227        | .914        | 0 0 6        |
| 35  | VESA TOSKALA   | 38        | 2142        | 2.35        | 26        | 10        | 1        | 4        | 4         | 84         | 915         | .908        | 0 3 0        |
|     | <b>TOTALS</b>  | <b>82</b> | <b>4947</b> | <b>2.39</b> | <b>51</b> | <b>26</b> | <b>5</b> | <b>7</b> | <b>11</b> | <b>197</b> | <b>2149</b> | <b>.908</b> | <b>0 3 6</b> |

## GAME-BY-GAME RESULTS

| GA | DATE  | OPPONENT      | RESULT  | RECORD  |
|----|-------|---------------|---------|---------|
| 1  | 10/5  | ST. LOUIS     | 5-4 W*  | 1-0-0   |
| 2  | 10/7  | NY ISLANDERS  | 2-0 W   | 2-0-0   |
| 3  | 10/9  | @ CALGARY     | 4-1 W   | 3-0-0   |
| 4  | 10/12 | @ EDMONTON    | 4-6 L   | 3-1-0   |
| 5  | 10/13 | @ VANCOUVER   | 6-4 W   | 4-1-0   |
| 6  | 10/17 | DALLAS        | 2-0 W   | 5-1-0   |
| 7  | 10/19 | DETROIT       | 5-1 W   | 6-1-0   |
| 8  | 10/21 | MINNESOTA     | 1-4 L   | 6-2-0   |
| 9  | 10/23 | @ COLUMBUS    | 3-0 W   | 7-2-0   |
| 10 | 10/25 | @ DETROIT     | 1-2 L   | 7-3-0   |
| 11 | 10/26 | @ NASHVILLE   | 3-4 L   | 7-4-0   |
| 12 | 10/29 | @ TAMPA BAY   | 4-2 W   | 8-4-0   |
| 13 | 10/31 | @ FLORIDA     | 2-1 W   | 9-4-0   |
| 14 | 11/2  | NY RANGERS    | 1-3 L   | 9-5-0   |
| 15 | 11/4  | PITTSBURGH    | 3-2 W   | 10-5-0  |
| 16 | 11/7  | MINNESOTA     | 3-1 W   | 11-5-0  |
| 17 | 11/9  | @ LOS ANGELES | 7-3 W   | 12-5-0  |
| 18 | 11/11 | @ PHOENIX     | 2-1 W   | 13-5-0  |
| 19 | 11/13 | @ LOS ANGELES | 2-4 L   | 13-6-0  |
| 20 | 11/15 | @ COLORADO    | 4-3 W   | 14-6-0  |
| 21 | 11/18 | PHILADELPHIA  | 6-1 W   | 15-6-0  |
| 22 | 11/21 | @ ANAHEIM     | 0-5 L   | 15-7-0  |
| 23 | 11/22 | LOS ANGELES   | 6-3 W   | 16-7-0  |
| 24 | 11/25 | NEW JERSEY    | 2-0 W   | 17-7-0  |
| 25 | 11/28 | @ ST. LOUIS   | 2-0 W   | 18-7-0  |
| 26 | 11/29 | @ MINNESOTA   | 2-1 W   | 19-7-0  |
| 27 | 12/2  | @ DETROIT     | 3-2 W   | 20-7-0  |
| 28 | 12/4  | @ DALLAS      | 0-1 L   | 20-8-0  |
| 29 | 12/7  | COLORADO      | 2-5 L   | 20-9-0  |
| 30 | 12/9  | NASHVILLE     | 3-1 W   | 21-9-0  |
| 31 | 12/11 | PHOENIX       | 4-0 W   | 22-9-0  |
| 32 | 12/12 | @ LOS ANGELES | 3-1 W   | 23-9-0  |
| 33 | 12/14 | LOS ANGELES   | 2-4 L   | 23-10-0 |
| 34 | 12/16 | ANAHEIM       | 4-3 W   | 24-10-0 |
| 35 | 12/21 | DALLAS        | 0-3 L   | 24-11-0 |
| 36 | 12/23 | CALGARY       | 4-1 W   | 25-11-0 |
| 37 | 12/26 | ANAHEIM       | 3-4 L   | 25-12-0 |
| 38 | 12/28 | PHOENIX       | 2-3 L   | 25-13-0 |
| 39 | 12/30 | @ PHOENIX     | 0-8 L   | 25-14-0 |
| 40 | 12/31 | @ DALLAS      | 4-2 W   | 26-14-0 |
| 41 | 1/4   | DETROIT       | 9-4 W   | 27-14-0 |
| 42 | 1/6   | COLUMBUS      | 5-2 W   | 28-14-0 |
| 43 | 1/10  | EDMONTON      | 2-3 L   | 28-15-0 |
| 44 | 1/11  | @ LOS ANGELES | 5-2 W   | 29-15-0 |
| 45 | 1/13  | @ PHOENIX     | 4-1 W   | 30-15-0 |
| 46 | 1/15  | COLORADO      | 3-1 W   | 31-15-0 |
| 47 | 1/18  | PHOENIX       | 5-2 W   | 32-15-0 |
| 48 | 1/20  | ST. LOUIS     | 0-1 L   | 32-16-0 |
| 49 | 1/26  | @ EDMONTON    | 5-1 W   | 33-16-0 |
| 50 | 1/28  | @ VANCOUVER   | 1-3 L   | 33-17-0 |
| 51 | 1/30  | DALLAS        | 2-3 L*  | 33-17-1 |
| 52 | 2/1   | DALLAS        | 2-4 L   | 33-18-1 |
| 53 | 2/3   | CHICAGO       | 4-2 W   | 34-18-1 |
| 54 | 2/6   | ANAHEIM       | 4-7 L   | 34-19-1 |
| 55 | 2/7   | @ ANAHEIM     | 3-2 W   | 35-19-1 |
| 56 | 2/13  | @ ST. LOUIS   | 6-5 W   | 36-19-1 |
| 57 | 2/14  | @ NASHVILLE   | 0-5 L   | 36-20-1 |
| 58 | 2/16  | @ COLUMBUS    | 0-3 L   | 36-21-1 |
| 59 | 2/18  | @ DALLAS      | 2-5 L   | 36-22-1 |
| 60 | 2/21  | @ WASHINGTON  | 3-2 W** | 37-22-1 |
| 61 | 2/22  | @ CHICAGO     | 2-0 W   | 38-22-1 |
| 62 | 2/24  | @ CALGARY     | 4-7 L   | 38-23-1 |
| 63 | 2/26  | ANAHEIM       | 2-3 L   | 38-24-1 |
| 64 | 2/28  | NASHVILLE     | 3-4 L*  | 38-24-2 |
| 65 | 3/2   | @ ANAHEIM     | 1-3 L   | 38-25-2 |
| 66 | 3/4   | @ DALLAS      | 4-0 W   | 39-25-2 |
| 67 | 3/6   | @ MINNESOTA   | 3-0 W   | 40-25-2 |
| 68 | 3/9   | VANCOUVER     | 1-2 L*  | 40-25-3 |
| 69 | 3/11  | EDMONTON      | 3-0 W   | 41-25-3 |
| 70 | 3/13  | CHICAGO       | 7-1 W   | 42-25-3 |
| 71 | 3/15  | @ PHOENIX     | 5-1 W   | 43-25-3 |
| 72 | 3/16  | COLUMBUS      | 3-0 W   | 44-25-3 |
| 73 | 3/18  | @ COLORADO    | 3-4 L*  | 44-25-4 |
| 74 | 3/21  | @ CHICAGO     | 4-1 W   | 45-25-4 |
| 75 | 3/22  | @ ATLANTA     | 5-1 W   | 46-25-4 |
| 76 | 3/24  | @ CAROLINA    | 4-6 L   | 46-26-4 |
| 77 | 3/27  | LOS ANGELES   | 3-1 W   | 47-26-4 |
| 78 | 3/30  | PHOENIX       | 4-2 W   | 48-26-4 |
| 79 | 4/1   | LOS ANGELES   | 6-2 W   | 49-26-4 |
| 80 | 4/4   | @ ANAHEIM     | 3-2 W** | 50-26-4 |
| 81 | 4/5   | CALGARY       | 4-3 W   | 51-26-4 |
| 82 | 4/7   | VANCOUVER     | 3-4 L*  | 51-26-5 |

\* — OVERTIME \*\* — SHOOTOUT



# 2005-06 SEASON REVIEW

## SEASON HIGHLIGHTS

- The Sharks acquired **C Joe Thornton** as part of a four-player deal with Boston on Nov. 30.
- Thornton** became the first Sharks player to win the Art Ross Trophy (scoring title) and the Hart Memorial Trophy (Most Valuable Player). Thornton was also voted as the "Sharks Player of the Year" and was a finalist for the Lester B. Pearson Award (MVP as chosen by the players).
- RW **Jonathan Cheechoo** received the Maurice "Rocket" Richard Trophy for leading the League and becoming the first Sharks player to score 50-plus goals in a season (56).
- C Patrick Marleau** broke the franchise record for most points in a season (Owen Nolan, 84 in 1999-00) when he assisted on Cheechoo's game-winning power play goal on April 10 in Phoenix.
- San Jose set franchise records in goals scored (266), power play goals scored (91), most shots on goal (2,483) and power play percentage (18.2).

## MAJOR TRANSACTIONS

- Acquired **C Joe Thornton** from Boston in exchange for D Brad Stuart, C Wayne Primeau and C Marco Sturm on Nov. 30, 2005.
- Acquired **LW Ville Nieminen** from the N.Y. Rangers in exchange for a third round selection (83rd overall) in the 2006 NHL Entry Draft on March 6, 2006.

### PACIFIC DIVISION

|                     | GP        | W         | L         | OTL       | GF         | GA         | PTS       |
|---------------------|-----------|-----------|-----------|-----------|------------|------------|-----------|
| DALLAS (2)          | 82        | 53        | 23        | 6         | 265        | 218        | 112       |
| <b>SAN JOSE (5)</b> | <b>82</b> | <b>44</b> | <b>27</b> | <b>11</b> | <b>266</b> | <b>242</b> | <b>99</b> |
| ANAHEIM (6)         | 82        | 43        | 27        | 12        | 254        | 229        | 98        |
| LOS ANGELES (10)    | 82        | 42        | 35        | 5         | 249        | 270        | 89        |
| PHOENIX (12)        | 82        | 38        | 39        | 5         | 246        | 271        | 81        |

### FINAL STATISTICS

| P | NO | PLAYER               | GP | G  | A  | PTS | PIM |
|---|----|----------------------|----|----|----|-----|-----|
| C | 19 | JOE THORNTON (BOS)   | 23 | 9  | 24 | 33  | 6   |
|   |    | (SJ)                 | 58 | 20 | 72 | 92  | 55  |
|   |    | (TOTAL)              | 81 | 29 | 96 | 125 | 61  |
| R | 14 | JONATHAN CHEECHOO    | 82 | 56 | 37 | 93  | 58  |
| C | 12 | PATRICK MARLEAU      | 82 | 34 | 52 | 86  | 26  |
| L | 28 | NILS EKMAN           | 77 | 21 | 36 | 57  | 54  |
| D | 42 | TOM PREISSING        | 74 | 11 | 32 | 43  | 26  |
| R | 9  | *MILAN MICHALEK      | 81 | 17 | 18 | 35  | 45  |
| R | 26 | *STEVE BERNIER       | 39 | 14 | 13 | 27  | 35  |
| C | 10 | ALYN MCCAULEY        | 76 | 12 | 14 | 26  | 30  |
| C | 16 | MARK SMITH           | 80 | 9  | 15 | 24  | 97  |
| L | 15 | VILLE NIEMINEN (NYR) | 48 | 5  | 12 | 17  | 53  |
|   |    | (SJ)                 | 22 | 3  | 4  | 7   | 10  |
|   |    | (TOTAL)              | 70 | 8  | 16 | 24  | 63  |
| D | 22 | SCOTT HANNAN         | 81 | 6  | 18 | 24  | 58  |
| D | 44 | CHRISTIAN EHRHOFF    | 64 | 5  | 18 | 23  | 32  |
| D | 4  | KYLE MCLAREN         | 77 | 2  | 21 | 23  | 66  |
| C | 37 | *GRANT STEVENSON     | 47 | 10 | 12 | 22  | 14  |
| C | 11 | *MARCEL GOC          | 81 | 8  | 14 | 22  | 22  |
| L | 17 | SCOTT THORNTON       | 71 | 10 | 11 | 21  | 84  |
| L | 19 | MARCO STURM          | 23 | 6  | 10 | 16  | 16  |
| R | 23 | *NIKO DIMITRAKOS     | 45 | 4  | 12 | 16  | 26  |
| D | 7  | *BRAD STUART         | 23 | 2  | 10 | 12  | 14  |
| L | 24 | *JOSH LANGFELD       | 39 | 2  | 9  | 11  | 16  |
| C | 15 | *WAYNE PRIMEAU       | 21 | 5  | 3  | 8   | 17  |
| D | 25 | *MATT CARLE          | 12 | 3  | 3  | 6   | 14  |
| C | 34 | PATRICK RISSMILLER   | 18 | 3  | 3  | 6   | 8   |
| D | 5  | ROB DAVISON          | 69 | 1  | 5  | 6   | 76  |
| D | 6  | *JOSH GORGES         | 49 | 0  | 6  | 6   | 31  |
| D | 29 | *RYANE CLOWE         | 18 | 0  | 2  | 2   | 9   |
| L | 21 | JIM FAHEY            | 21 | 0  | 2  | 2   | 14  |
| R | 27 | SCOTT PARKER         | 10 | 1  | 0  | 1   | 38  |
| D | 41 | *DOUG MURRAY         | 34 | 0  | 1  | 1   | 27  |
| G | 35 | VESA TOSKALA         | 37 | 0  | 1  | 1   | 4   |
| G | 20 | EVGENI NABOKOV       | 45 | 0  | 1  | 1   | 18  |
| G | 31 | *NOLAN SCHAEFER      | 7  | 0  | 0  | 0   | 2   |

\* - ROOKIE \*\* - TRADED DURING THE SEASON (SAN JOSE STATS ONLY)

### GOALTENDERS

| NO.           | GOALTENDER      | GP        | MINS        | AVG         | W         | L         | T         | EN       | SO       | GA         | SA          | SV %        | G        | A        | PIM       |
|---------------|-----------------|-----------|-------------|-------------|-----------|-----------|-----------|----------|----------|------------|-------------|-------------|----------|----------|-----------|
| 31            | *NOLAN SCHAEFER | 7         | 352         | 1.88        | 5         | 1         | 0         | 1        | 1        | 11         | 138         | .920        | 0        | 0        | 2         |
| 35            | VESA TOSKALA    | 37        | 2039        | 2.56        | 23        | 7         | 4         | 1        | 2        | 87         | 878         | .901        | 0        | 1        | 4         |
| 20            | EVGENI NABOKOV  | 45        | 2575        | 3.10        | 16        | 19        | 7         | 2        | 1        | 133        | 1160        | .885        | 0        | 1        | 18        |
| <b>TOTALS</b> |                 | <b>82</b> | <b>4996</b> | <b>2.82</b> | <b>44</b> | <b>27</b> | <b>11</b> | <b>4</b> | <b>5</b> | <b>235</b> | <b>2180</b> | <b>.892</b> | <b>0</b> | <b>2</b> | <b>24</b> |

EVGENI NABOKOV and NOLAN SCHAEFER shared a shutout vs. Buffalo on Dec. 2, 2005.

## GAME-BY-GAME RESULTS

| GA | DATE  | OPPONENT      | RESULT  | RECORD   |
|----|-------|---------------|---------|----------|
| 1  | 10/5  | @ NASHVILLE   | 2-3 L   | 0-1-0    |
| 2  | 10/7  | @ CHICAGO     | 3-6 L   | 0-2-0    |
| 3  | 10/8  | @ ST. LOUIS   | 7-6 W   | 1-2-0    |
| 4  | 10/12 | COLUMBUS      | 4-1 W   | 2-2-0    |
| 5  | 10/15 | CHICAGO       | 4-3 W   | 3-2-0    |
| 6  | 10/17 | @ DETROIT     | 2-3 L*  | 3-2-1    |
| 7  | 10/19 | @ MINNESOTA   | 1-6 L   | 3-3-1    |
| 8  | 10/21 | @ COLUMBUS    | 1-4 L   | 3-4-1    |
| 9  | 10/22 | @ NASHVILLE   | 1-2 L   | 3-5-1    |
| 10 | 10/26 | @ DALLAS      | 5-4 W*  | 4-5-1    |
| 11 | 10/28 | @ LOS ANGELES | 5-4 W   | 5-5-1    |
| 12 | 10/29 | CALGARY       | 3-2 W** | 6-5-1    |
| 13 | 11/2  | NASHVILLE     | 3-2 W*  | 7-5-1    |
| 14 | 11/4  | @ ANAHEIM     | 1-0 W*  | 8-5-1    |
| 15 | 11/5  | MINNESOTA     | 1-3 L   | 8-6-1    |
| 16 | 11/8  | @ COLORADO    | 2-5 L   | 8-7-1    |
| 17 | 11/12 | DALLAS        | 2-3 L** | 8-7-2    |
| 18 | 11/16 | VANCOUVER     | 1-3 L   | 8-8-2    |
| 19 | 11/19 | PHOENIX       | 3-4 L** | 8-8-3    |
| 20 | 11/21 | @ EDMONTON    | 1-2 L** | 8-8-4    |
| 21 | 11/23 | @ CALGARY     | 2-3 L   | 8-9-4    |
| 22 | 11/24 | @ VANCOUVER   | 2-3 L   | 8-10-4   |
| 23 | 11/26 | DETROIT       | 6-7 L   | 8-11-4   |
| 24 | 11/30 | @ DALLAS      | 1-4 L   | 8-12-4   |
| 25 | 12/2  | @ BUFFALO     | 5-0 W   | 9-12-4   |
| 26 | 12/3  | @ TORONTO     | 5-4 W   | 10-12-4  |
| 27 | 12/6  | ATLANTA       | 5-3 W   | 11-12-4  |
| 28 | 12/8  | FLORIDA       | 6-2 W   | 12-12-4  |
| 29 | 12/10 | CAROLINA      | 4-3 W   | 13-12-4  |
| 30 | 12/16 | WASHINGTON    | 4-1 W   | 14-12-4  |
| 31 | 12/18 | @ ANAHEIM     | 4-5 L   | 14-13-4  |
| 32 | 12/20 | ANAHEIM       | 4-2 W   | 15-13-4  |
| 33 | 12/22 | @ PHOENIX     | 1-2 L   | 15-14-4  |
| 34 | 12/23 | ST. LOUIS     | 1-2 L** | 15-14-5  |
| 35 | 12/26 | @ LOS ANGELES | 3-4 L   | 15-15-5  |
| 36 | 12/28 | PHOENIX       | 4-5 L   | 15-16-5  |
| 37 | 12/30 | COLORADO      | 5-2 W   | 16-16-5  |
| 38 | 1/5   | COLUMBUS      | 6-3 W   | 17-16-5  |
| 39 | 1/7   | LOS ANGELES   | 3-2 W   | 18-16-5  |
| 40 | 1/10  | @ BOSTON      | 6-2 W   | 19-16-5  |
| 41 | 1/12  | @ OTTAWA      | 2-0 W   | 20-16-5  |
| 42 | 1/14  | @ MONTREAL    | 2-6 L   | 20-17-5  |
| 43 | 1/16  | TAMPA BAY     | 3-1 W   | 21-17-5  |
| 44 | 1/19  | EDMONTON      | 2-3 L** | 21-17-6  |
| 45 | 1/21  | @ LOS ANGELES | 4-3 W*  | 22-17-6  |
| 46 | 1/24  | LOS ANGELES   | 4-1 W   | 23-17-6  |
| 47 | 1/26  | ANAHEIM       | 0-2 L   | 23-18-6  |
| 48 | 1/28  | @ PHOENIX     | 2-6 L   | 23-19-6  |
| 49 | 1/30  | @ DALLAS      | 2-3 L*  | 23-19-7  |
| 50 | 2/1   | @ ANAHEIM     | 6-4 W   | 24-19-7  |
| 51 | 2/2   | MINNESOTA     | 2-3 L** | 24-19-8  |
| 52 | 2/4   | ANAHEIM       | 0-2 L   | 24-20-8  |
| 53 | 2/6   | CALGARY       | 3-4 L   | 24-21-8  |
| 54 | 2/8   | CHICAGO       | 2-1 W   | 25-21-8  |
| 55 | 2/10  | DALLAS        | 6-3 W   | 26-21-8  |
| 56 | 2/12  | @ PHOENIX     | 5-4 W*  | 27-21-8  |
| 57 | 2/28  | DETROIT       | 5-1 W   | 28-21-8  |
| 58 | 3/3   | @ EDMONTON    | 2-3 L   | 28-22-8  |
| 59 | 3/4   | @ CALGARY     | 0-2 L   | 28-23-8  |
| 60 | 3/7   | @ ANAHEIM     | 4-5 L*  | 28-23-9  |
| 61 | 3/9   | EDMONTON      | 5-2 W   | 29-23-9  |
| 62 | 3/11  | NASHVILLE     | 3-2 W*  | 30-23-9  |
| 63 | 3/13  | LOS ANGELES   | 4-3 W   | 31-23-9  |
| 64 | 3/16  | ST. LOUIS     | 5-2 W   | 32-23-9  |
| 65 | 3/18  | DALLAS        | 3-4 L** | 32-23-10 |
| 66 | 3/19  | COLORADO      | 6-5 W   | 33-23-10 |
| 67 | 3/21  | @ ST. LOUIS   | 6-0 W   | 34-23-10 |
| 68 | 3/23  | @ DETROIT     | 0-4 L   | 34-24-10 |
| 69 | 3/25  | @ MINNESOTA   | 5-1 W   | 35-24-10 |
| 70 | 3/26  | @ CHICAGO     | 5-4 W*  | 36-24-10 |
| 71 | 3/28  | @ COLUMBUS    | 1-4 L   | 36-25-10 |
| 72 | 3/30  | PHOENIX       | 2-5 L   | 36-26-10 |
| 73 | 4/1   | PHOENIX       | 3-4 L*  | 36-26-11 |
| 74 | 4/3   | @ DALLAS      | 3-2 W*  | 37-26-11 |
| 75 | 4/5   | @ COLORADO    | 2-1 W   | 38-26-11 |
| 76 | 4/6   | @ LOS ANGELES | 5-0 W   | 39-26-11 |
| 77 | 4/9   | DALLAS        | 4-1 W   | 40-26-11 |
| 78 | 4/10  | @ PHOENIX     | 3-2 W   | 41-26-11 |
| 79 | 4/12  | @ VANCOUVER   | 5-4 W*  | 42-26-11 |
| 80 | 4/13  | VANCOUVER     | 5-3 W   | 43-26-11 |
| 81 | 4/15  | ANAHEIM       | 6-3 W   | 44-26-11 |
| 82 | 4/17  | LOS ANGELES   | 0-4 L   | 44-27-11 |

\* - OVERTIME \*\* - SHOOTOUT



## 2003-04 SEASON REVIEW

## SEASON HIGHLIGHTS

- For the first time in franchise history, the San Jose Sharks advanced to the Western Conference Finals.
- The Sharks captured their second Pacific Division title by recording a franchise-best 104 points in the regular season.
- The Sharks set records in road points (47), shutouts (11) and most wins in a calendar month (10 — March).
- San Jose set a record by playing 11 consecutive home games without a loss from Nov. 15-Dec. 29 (7-0-4-0) and by recording eight consecutive home wins from Jan. 28-March 3.
- RW **Jonathan Cheechoo** set a franchise record with nine game-winning goals on the season.
- LW **Nils Ekman** set a franchise record by compiling a plus-30 plus/minus rating for the season.
- G **Evgeni Nabokov** set a franchise record with nine shutouts.
- D **Brad Stuart** scored two goals in the last 17 seconds of regulation on April 4, 2003 vs. Los Angeles.

## MAJOR TRANSACTIONS

- Acquired C **Curtis Brown** from Buffalo in a three-team trade. Traded C Brad Boyes to Boston in exchange for D Jeff Jillson. Jillson was immediately sent to Buffalo along with the Sharks ninth-round selection (ninth round eliminated after 2004 NHL Entry Draft) in the 2005 NHL Entry Draft in exchange for Brown and D **Andy Delmore**. Delmore was then traded by San Jose to Boston for future considerations (all on March 9, 2004).
- Acquired D **Jason Marshall** from Minnesota in exchange for a fifth round selection (161st overall) in the 2004 NHL Entry Draft on March 3, 2004.
- Acquired a fifth round selection (152nd overall, traded to Florida on June 27, 2004) and future considerations from Calgary in exchange for LW Lynn Loyns on Jan. 9, 2004.
- Acquired a second round selection (35th overall, D Marc-Edouard Vlasic) in the 2005 NHL Entry Draft from Calgary in exchange for G Mikka Kiprusoff on Nov. 16, 2003.

## PACIFIC DIVISION

|                     | GP        | W         | L         | T         | OTL      | GF         | GA         | PTS        |
|---------------------|-----------|-----------|-----------|-----------|----------|------------|------------|------------|
| <b>SAN JOSE (2)</b> | <b>82</b> | <b>43</b> | <b>21</b> | <b>12</b> | <b>6</b> | <b>219</b> | <b>183</b> | <b>104</b> |
| DALLAS (5)          | 82        | 41        | 26        | 13        | 2        | 194        | 175        | 97         |
| LOS ANGELES (11)    | 82        | 28        | 29        | 16        | 9        | 205        | 217        | 81         |
| ANAHEIM (12)        | 82        | 29        | 35        | 10        | 8        | 184        | 213        | 76         |
| PHOENIX (13)        | 82        | 22        | 36        | 18        | 6        | 188        | 245        | 68         |

## FINAL STATISTICS

| P | NO | PLAYER              | GP | G  | A  | PTS | PIM |
|---|----|---------------------|----|----|----|-----|-----|
| C | 12 | PATRICK MARLEAU     | 80 | 28 | 29 | 57  | 24  |
| L | 28 | NILS EKMAN          | 82 | 22 | 33 | 55  | 34  |
| R | 14 | JONATHAN CHEECHOO   | 81 | 28 | 19 | 47  | 33  |
| C | 10 | ALYN MCCAULEY       | 82 | 20 | 27 | 47  | 28  |
| L | 19 | MARCO STURM         | 64 | 21 | 20 | 41  | 36  |
| C | 25 | VINCENT DAMPHOUSSE  | 82 | 12 | 29 | 41  | 66  |
| D | 7  | BRAD STUART         | 77 | 9  | 30 | 39  | 34  |
| L | 94 | ALEXANDER KOROLYUK  | 63 | 19 | 18 | 37  | 18  |
| C | 15 | WAYNE PRIMEAU       | 72 | 9  | 20 | 29  | 90  |
| L | 17 | SCOTT THORNTON      | 80 | 13 | 14 | 27  | 84  |
| C | 18 | MIKE RICCI          | 71 | 7  | 19 | 26  | 40  |
| C | 37 | CURTIS BROWN        | 12 | 2  | 2  | 4   | 6   |
| R | 23 | MIKO DIMITRAKOS     | 68 | 9  | 15 | 24  | 49  |
| D | 4  | KYLE McLAREN        | 64 | 2  | 22 | 24  | 60  |
| D | 22 | SCOTT HANNAN        | 82 | 6  | 15 | 21  | 48  |
| D | 42 | TOM PREISSING       | 69 | 2  | 17 | 19  | 12  |
| D | 2  | MIKE RATHIE         | 80 | 2  | 17 | 19  | 46  |
| D | 44 | *CHRISTIAN EHRRHOFF | 41 | 1  | 11 | 12  | 14  |
| R | 13 | TODD HARVEY         | 47 | 4  | 5  | 9   | 38  |
| D | 3  | JASON MARSHALL      | 12 | 0  | 2  | 2   | 8   |
| C | 16 | MARK SMITH          | 36 | 1  | 3  | 4   | 72  |
| R | 27 | SCOTT PARKER        | 50 | 1  | 3  | 4   | 101 |
| D | 5  | *ROB DAVISON        | 55 | 0  | 3  | 3   | 92  |
| D | 21 | JIM FAHEY           | 15 | 0  | 2  | 2   | 18  |
| R | 9  | *MILAN MICHALEK     | 2  | 1  | 0  | 1   | 4   |
| G | 35 | VESA TOSKALA        | 28 | 0  | 1  | 1   | 2   |
| C | 24 | *BRAD BOYES         | 1  | 0  | 0  | 0   | 2   |
| R | 32 | *MIROSLAV ZALESAK   | 2  | 0  | 0  | 0   | 0   |
| C | 34 | *PATRICK RISSMILLER | 4  | 0  | 0  | 0   | 0   |
| G | 20 | EVGENI NABOKOV      | 59 | 0  | 0  | 0   | 14  |

\* — ROOKIE

## GOALTENDERS

| NO            | GOALTENDER     | GP        | MIN         | AVG         | W         | L         | T         | EN       | SO        | GA         | SA          | SV %        | G        | APIM      |
|---------------|----------------|-----------|-------------|-------------|-----------|-----------|-----------|----------|-----------|------------|-------------|-------------|----------|-----------|
| 35            | VESA TOSKALA   | 28        | 1541        | 2.06        | 12        | 8         | 4         | 3        | 1         | 53         | 760         | .930        | 0        | 1         |
| 20            | EVGENI NABOKOV | 59        | 3456        | 2.20        | 31        | 19        | 8         | 0        | 9         | 127        | 1610        | .921        | 0        | 14        |
| <b>TOTALS</b> |                | <b>82</b> | <b>5016</b> | <b>2.19</b> | <b>43</b> | <b>27</b> | <b>12</b> | <b>3</b> | <b>11</b> | <b>183</b> | <b>2373</b> | <b>.923</b> | <b>0</b> | <b>16</b> |

## GAME-BY-GAME RESULTS

| GA | DATE  | OPPONENT       | RESULT        | RECORD            |
|----|-------|----------------|---------------|-------------------|
| 1  | 10/09 | @EDMONTON      | 2-5 L         | 0-1-0-0           |
| 2  | 10/11 | @CALGARY       | 2-3 L         | 0-2-0-0           |
| 3  | 10/12 | @MINNESOTA     | 3-0 W         | 1-2-0-0           |
| 4  | 10/16 | PHILADELPHIA   | 0-0 T         | 1-2-1-0           |
| 5  | 10/18 | OTTAWA         | 1-4 L         | 1-3-1-0           |
| 6  | 10/21 | ANAHEIM        | 0-2 L         | 1-4-1-0           |
| 7  | 10/23 | CHICAGO        | 3-3 T         | 1-4-2-0           |
| 8  | 10/25 | PHOENIX        | 4-4 T         | 1-4-3-0           |
| 9  | 10/28 | @CAROLINA      | 0-3 L         | 1-5-3-0           |
| 10 | 10/31 | @TAMPA BAY     | 2-2 T         | 1-5-4-0           |
| 11 | 11/01 | @FLORIDA       | <b>6-2 W</b>  | <b>2-5-4-0</b>    |
| 12 | 11/02 | @ATLANTA       | 2-2 T         | 2-5-5-0           |
| 13 | 11/05 | @NEW JERSEY    | 2-3 O*        | 2-5-5-1           |
| 14 | 11/06 | @BOSTON        | 5-5 T         | 2-5-6-1           |
| 15 | 11/08 | @WASHINGTON    | <b>3-2 W</b>  | <b>3-5-6-1</b>    |
| 16 | 11/11 | COLORADO       | 3-4 L         | 3-6-6-1           |
| 17 | 11/13 | ST. LOUIS      | 3-4 O*        | 3-6-6-2           |
| 18 | 11/15 | TORONTO        | 2-2 T         | 3-6-7-2           |
| 19 | 11/18 | N.Y. RANGERS   | 2-2 T         | 3-6-8-2           |
| 20 | 11/21 | @PHOENIX       | <b>5-0 W</b>  | <b>4-6-8-2</b>    |
| 21 | 11/22 | NASHVILLE      | <b>3-1 W</b>  | <b>5-6-8-2</b>    |
| 22 | 11/26 | CHICAGO        | <b>3-2 W</b>  | <b>6-6-8-2</b>    |
| 23 | 11/28 | @MINNESOTA     | <b>2-1 W</b>  | <b>7-6-8-2</b>    |
| 24 | 11/30 | @EDMONTON      | <b>2-1 W</b>  | <b>8-6-8-2</b>    |
| 25 | 12/02 | @CALGARY       | 1-3 L         | 8-7-8-2           |
| 26 | 12/04 | COLORADO       | 2-2 T         | 8-7-9-2           |
| 27 | 12/06 | DALLAS         | <b>2-1 W</b>  | <b>9-7-9-2</b>    |
| 28 | 12/10 | @ANAHEIM       | 2-3 L         | 9-8-9-2           |
| 29 | 12/11 | EDMONTON       | 2-2 T         | 9-8-10-2          |
| 30 | 12/13 | ANAHEIM        | <b>2-0 W</b>  | <b>10-8-10-2</b>  |
| 31 | 12/17 | @DETROIT       | 2-3 O*        | 10-8-10-3         |
| 32 | 12/18 | @ST. LOUIS     | 2-4 L         | 10-9-10-3         |
| 33 | 12/21 | @ANAHEIM       | <b>2-1 W</b>  | <b>11-9-10-3</b>  |
| 34 | 12/22 | ANAHEIM        | <b>2-1 W</b>  | <b>12-9-10-3</b>  |
| 35 | 12/26 | LOS ANGELES    | <b>5-0 W</b>  | <b>13-9-10-3</b>  |
| 36 | 12/27 | @LOS ANGELES   | 4-4 T         | 13-9-11-3         |
| 37 | 12/29 | NASHVILLE      | <b>5-2 W</b>  | <b>14-9-11-3</b>  |
| 38 | 12/31 | @COLUMBUS      | <b>1-0 W</b>  | <b>15-9-11-3</b>  |
| 39 | 1/2   | @CHICAGO       | 1-2 L         | 15-10-11-3        |
| 40 | 1/3   | @ST. LOUIS     | <b>3-1 W</b>  | <b>16-10-11-3</b> |
| 41 | 1/5   | @VANCOUVER     | <b>2-1 W</b>  | <b>17-10-11-3</b> |
| 42 | 1/8   | COLUMBUS       | 2-3 O*        | 17-10-11-4        |
| 43 | 1/10  | ATLANTA        | <b>5-2 W</b>  | <b>18-10-11-4</b> |
| 44 | 1/13  | DALLAS         | 0-3 L         | 18-11-11-4        |
| 45 | 1/15  | VANCOUVER      | <b>3-1 W</b>  | <b>19-11-11-4</b> |
| 46 | 1/17  | @COLORADO      | <b>2-1 W</b>  | <b>20-11-11-4</b> |
| 47 | 1/19  | DETROIT        | <b>2-1 W</b>  | <b>21-11-11-4</b> |
| 48 | 1/21  | @PHOENIX       | <b>4-2 W</b>  | <b>22-11-11-4</b> |
| 49 | 1/22  | PHOENIX        | 1-2 L         | 22-12-11-4        |
| 50 | 1/24  | MINNESOTA      | <b>4-0 W</b>  | <b>23-12-11-4</b> |
| 51 | 1/28  | CALGARY        | <b>4-1 W</b>  | <b>24-12-11-4</b> |
| 52 | 1/30  | @DALLAS        | 1-3 L         | 24-13-11-4        |
| 53 | 1/31  | @NASHVILLE     | 2-3 O*        | 24-13-11-5        |
| 54 | 2/3   | FLORIDA        | <b>3-0 W</b>  | <b>25-13-11-5</b> |
| 55 | 2/5   | PHOENIX        | <b>5-0 W</b>  | <b>26-13-11-5</b> |
| 56 | 2/10  | @BUFFALO       | 1-2 L         | 26-14-11-5        |
| 57 | 2/11  | @DETROIT       | 2-4 L         | 26-15-11-5        |
| 58 | 2/14  | @COLUMBUS      | 2-1 W*        | 27-15-11-5        |
| 59 | 2/16  | @PHILADELPHIA  | 5-2 W         | 28-15-11-5        |
| 60 | 2/18  | @NASHVILLE     | 3-7 L         | 28-16-11-5        |
| 61 | 2/19  | @CHICAGO       | <b>6-3 W</b>  | <b>29-16-11-5</b> |
| 62 | 2/23  | COLUMBUS       | <b>4-2 W</b>  | <b>30-16-11-5</b> |
| 63 | 2/26  | @VANCOUVER     | 2-3 O*        | 30-16-11-6        |
| 64 | 2/27  | PITTSBURGH     | <b>4-2 W</b>  | <b>31-16-11-6</b> |
| 65 | 2/29  | ST. LOUIS      | <b>1-0 W</b>  | <b>32-16-11-6</b> |
| 66 | 3/3   | MONTREAL       | <b>4-3 W</b>  | <b>33-16-11-6</b> |
| 67 | 3/5   | @COLORADO      | 1-5 L         | 33-17-11-6        |
| 68 | 3/7   | @DALLAS        | 0-4 L         | 33-18-11-6        |
| 69 | 3/9   | MINNESOTA      | 3-4 L         | 33-19-11-6        |
| 70 | 3/11  | N.Y. ISLANDERS | <b>5-4 W</b>  | <b>34-19-11-6</b> |
| 71 | 3/13  | LOS ANGELES    | <b>3-1 W</b>  | <b>35-19-11-6</b> |
| 72 | 3/16  | @DALLAS        | 3-3 T         | 35-19-12-6        |
| 73 | 3/18  | @LOS ANGELES   | <b>5-3 W</b>  | <b>36-19-12-6</b> |
| 74 | 3/19  | @ANAHEIM       | <b>4-2 W</b>  | <b>37-19-12-6</b> |
| 75 | 3/21  | EDMONTON       | 2-5 L         | 37-20-12-6        |
| 76 | 3/23  | DETROIT        | <b>5-2 W</b>  | <b>38-20-12-6</b> |
| 77 | 3/25  | CALGARY        | <b>3-2 W</b>  | <b>39-20-12-6</b> |
| 78 | 3/26  | @PHOENIX       | <b>3-0 W</b>  | <b>40-20-12-6</b> |
| 79 | 3/28  | DALLAS         | <b>2-1 W*</b> | <b>41-20-12-6</b> |
| 80 | 3/31  | @LOS ANGELES   | 3-0 W         | 42-20-12-6        |
| 81 | 4/2   | VANCOUVER      | 1-4 L         | 42-21-12-6        |
| 82 | 4/4   | LOS ANGELES    | <b>4-3 W*</b> | <b>43-21-12-6</b> |

\* — OVERTIME



## 2002-03 SEASON REVIEW

### SEASON HIGHLIGHTS

- Six players scored their first NHL goal — RW **Jonathan Cheechoo**, D **Jim Fahey**, LW **Lynn Loyns**, RW **Niko Dimitrakos**, D **Rob Davison** and RW **Miroslav Zalesak**.
- **Jim Fahey** led all NHL rookie defensemen in points (11-19=20), despite playing in only 43 NHL games.
- **C Vincent Damphousse** became the 71st player to score 400 NHL goals with his tally on Oct. 17 at Edmonton.
- **C Patrick Marleau** played in his 400th NHL game on Oct. 19 vs. Colorado, the youngest current player (23 years, 34 days) to accomplish the feat and the youngest overall since Bob Carpenter in April 1986 (22 years, 268 days).
- RW **Teemu Selanne** was voted to the starting lineup for the Western Conference at the NHL All-Star Game.
- **C Evgeni Nabokov** became the franchise leader in games played, minutes played and decisions.

### MAJOR TRANSACTIONS

- **Doug Wilson** named executive vice president and general manager, May 13, 2003.
- Executive Vice President and General Manager **Dean Lombardi** relieved of his duties, March 18, 2003.
- Acquired a second round selection in the 2003 NHL Entry Draft from Boston in exchange for D Dan McGillis. Acquired C Wayne Primeau from Pittsburgh in exchange for RW Matt Bradley, March 11, 2003.
- Acquired Colorado's third and fifth round selections in the 2003 NHL Entry Draft in exchange for D Bryan Marchment, March 8, 2003.
- Acquired C **Alyn McCauley**, C **Brad Boyes** and a first round draft selection in the 2003 NHL Entry Draft from Toronto in exchange for RW Owen Nolan, March 5, 2003.
- Acquired D **Kyle McLaren** and a fourth selection round in the 2004 NHL Entry Draft from Boston in exchange for G **Jeff Hackett** and D **Jeff Jollison**. (Hackett previously acquired from Montreal in exchange for RW Niklas Sundstrom and a third round selection in the 2004 NHL Entry Draft), Jan. 23, 2003.
- Acquired D **Dan McGillis** from Philadelphia in exchange for D Marcus Ragnarsson, Dec. 6, 2002.
- Named **Ron Wilson** head coach and **Tim Hunter** and **Rob Zetter** assistant coaches, Dec. 4, 2002.
- Head Coach **Darryl Sutter** and Assistant Coaches **Rich Preston** and **Lorne Molleken** relieved of their duties, Dec. 1, 2002.

### PACIFIC DIVISION

|                  | GP | W  | L  | T  | OTL | GF  | GA  | PTS |
|------------------|----|----|----|----|-----|-----|-----|-----|
| DALLAS (1)       | 82 | 46 | 17 | 15 | 4   | 245 | 169 | 111 |
| ANAHEIM (7)      | 82 | 40 | 27 | 9  | 6   | 203 | 193 | 95  |
| LOS ANGELES (10) | 82 | 33 | 37 | 6  | 6   | 203 | 221 | 78  |
| PHOENIX (11)     | 82 | 31 | 35 | 11 | 5   | 204 | 230 | 78  |
| SAN JOSE (14)    | 82 | 28 | 37 | 9  | 8   | 214 | 239 | 73  |

### FINAL STATISTICS

| P | NO | PLAYER              | GP       | G  | A  | PTS | PIM |
|---|----|---------------------|----------|----|----|-----|-----|
| R | 8  | TEEMU SELANNE       | 82       | 28 | 36 | 64  | 30  |
| C | 25 | VINCENT DAMPHOUSSE  | 82       | 23 | 38 | 61  | 66  |
| C | 12 | PATRICK MARLEAU     | 82       | 28 | 29 | 57  | 33  |
| L | 19 | MARCO STURM         | 82       | 22 | 20 | 48  | 16  |
| R | 11 | OWEN NOLAN          | 61       | 28 | 20 | 42  | 91  |
| C | 18 | MIKE RICCI          | 75       | 11 | 23 | 34  | 53  |
| D | 2  | MIKE RATHJE         | 82       | 7  | 22 | 29  | 48  |
| C | 10 | ALYN MCCAULEY       | (TOR) 64 | 6  | 9  | 15  | 16  |
|   |    | (SJ) 16             | 3        | 7  | 10 | 4   |     |
|   |    | (TOTAL) 80          | 9        | 16 | 25 | 20  | 4   |
| D | 22 | SCOTT HANNAN        | 81       | 3  | 19 | 22  | 61  |
| L | 17 | SCOTT THORNTON      | 41       | 9  | 12 | 21  | 41  |
| D | 21 | JIM FAHEY           | 43       | 1  | 19 | 20  | 33  |
| R | 13 | TODD HARVEY         | 76       | 3  | 19 | 10  | 74  |
| L | 9  | ADAM GRAVES         | 82       | 9  | 9  | 18  | 32  |
| C | 15 | WAYNE PRIMEAU (PIT) | 70       | 5  | 11 | 16  | 55  |
|   |    | (SJ) 7              | 1        | 1  | 2  | 0   |     |
|   |    | (TOTAL) 77          | 6        | 12 | 18 | 55  | 56  |
| R | 14 | *JONATHAN CHEECHOO  | 66       | 9  | 7  | 16  | 39  |
| D | 3  | *DAN MCGILLIS       | 33       | 13 | 13 | 16  | 30  |
| C | 16 | MARK SMITH          | 75       | 11 | 15 | 64  |     |
| D | 7  | BRAD STUART         | 36       | 4  | 10 | 14  | 46  |
| R | 23 | *NIKO DIMITRAKOS    | 21       | 6  | 7  | 13  | 5   |
| R | 24 | *BNIKLAS SUNDBROM   | 47       | 2  | 10 | 12  | 22  |
| D | 27 | *BRYAN MARCHMENT    | 67       | 2  | 9  | 11  | 108 |
| D | 4  | KYLE MCLAREN        | 33       | 0  | 8  | 8   | 30  |
| D | 10 | *MARCUS RAGNARSSON  | 25       | 1  | 7  | 8   | 30  |
| D | 5  | *JEFF JOLLISON      | 26       | 0  | 6  | 6   | 9   |
| R | 28 | *MATT BRADLEY       | 46       | 2  | 3  | 5   | 37  |
| L | 26 | *LYNN LOYNS         | 19       | 3  | 0  | 3   | 19  |
| R | 46 | *MIROSLAV ZALESAK   | 10       | 1  | 2  | 3   | 0   |
| D | 38 | *ROB DAVISON        | 15       | 1  | 2  | 3   | 22  |
| C | 41 | *RYAN KRAFT         | 7        | 0  | 1  | 1   | 0   |
| D | 23 | *BSHAWN HEINS       | 20       | 0  | 1  | 1   | 9   |
| L | 49 | *CHAD WISEMAN       | 4        | 0  | 0  | 0   | 4   |
| D | 4  | *JOHN JAKOPIN       | 12       | 0  | 0  | 0   | 11  |
| D | 53 | *JESSE FIBIGER      | 16       | 0  | 0  | 0   | 2   |
| D | 30 | EVGENI NABOKOV      | 55       | 0  | 0  | 0   | 10  |
| G | 29 | *VESA TOSKALA       | 11       | 0  | 0  | 0   | 0   |
| G | 37 | *MIKKKA KIPRUSOFF   | 22       | 0  | 0  | 0   | 0   |

### GOALTENDERS

| NO | GOALTENDER        | GP | MINS | AVG  | W  | L  | T | EN | SO  | GA   | SA   | SV   | % | G | APIM |
|----|-------------------|----|------|------|----|----|---|----|-----|------|------|------|---|---|------|
| 29 | *VESA TOSKALA     | 11 | 537  | 235  | 4  | 3  | 1 | 1  | 21  | 287  | 927  | 0    | 0 | 0 | 0    |
| 20 | EVGENI NABOKOV    | 55 | 3227 | 271  | 19 | 28 | 5 | 3  | 146 | 1561 | 906  | 0    | 0 | 0 | 10   |
| 37 | *MIKKKA KIPRUSOFF | 22 | 1199 | 325  | 5  | 14 | 0 | 1  | 65  | 537  | 879  | 0    | 0 | 0 | 0    |
|    | TOTALS            | 82 | 4996 | 2.87 | 28 | 45 | 9 | 7  | 5   | 239  | 2392 | .900 | 0 | 0 | 10   |

KEY: \* — rookie \*\* — traded \*\* — includes OTL

### GAME-BY-GAME RESULTS

| GA | DATE  | OPPONENT       | RESULT | RECORD    |
|----|-------|----------------|--------|-----------|
| 1  | 10/10 | DETROIT        | 3-6 L  | 0-1-0-0   |
| 2  | 10/12 | VANCOUVER      | 3-5 L  | 0-2-0-0   |
| 3  | 10/17 | EDMONTON       | 4-3 W  | 1-2-0-0   |
| 4  | 10/19 | COLORADO       | 1-3 L  | 1-3-0-0   |
| 5  | 10/21 | VANCOUVER      | 2-5 L  | 1-4-0-0   |
| 6  | 10/24 | @ NASHVILLE    | 2-1 W  | 2-4-0-0   |
| 7  | 10/25 | @ COLUMBUS     | 5-4 W  | 3-4-0-0   |
| 8  | 10/27 | @ CHICAGO      | 2-3 L  | 3-5-0-0   |
| 9  | 10/29 | @ DETROIT      | 2-3 L  | 3-6-0-0   |
| 10 | 10/31 | @ MINNESOTA    | 1-2 O* | 3-6-0-1   |
| 11 | 11/3  | @ ANAHEIM      | 4-3 W  | 4-6-0-1   |
| 12 | 11/5  | LOS ANGELES    | 5-2 W  | 5-6-0-1   |
| 13 | 11/7  | NASHVILLE      | 2-2 T  | 5-6-1-1   |
| 14 | 11/9  | MINNESOTA      | 2-4 L  | 5-7-1-1   |
| 15 | 11/11 | N.Y. RANGERS   | 4-5 L  | 5-8-1-1   |
| 16 | 11/13 | @ ATLANTA      | 2-3 O* | 5-8-1-2   |
| 17 | 11/15 | @ TAMPA BAY    | 2-4 L  | 5-9-1-2   |
| 18 | 11/16 | @ FLORIDA      | 7-3 W  | 6-9-1-2   |
| 19 | 11/19 | @ WASHINGTON   | 3-2 W  | 7-9-1-2   |
| 20 | 11/21 | @ PHILADELPHIA | 2-2 T  | 7-9-2-2   |
| 21 | 11/23 | @ PITTSBURGH   | 1-4 L  | 7-10-2-2  |
| 22 | 11/25 | @ ST. LOUIS    | 4-1 W  | 8-10-2-2  |
| 23 | 11/27 | @ NASHVILLE    | 2-4 L  | 8-11-2-2  |
| 24 | 11/30 | PHOENIX        | 2-3 L  | 8-12-2-2  |
| 25 | 12/3  | @ PHOENIX      | 3-2 W* | 9-12-2-2  |
| 26 | 12/6  | COLUMBUS       | 3-2 W  | 10-12-2-2 |
| 27 | 12/7  | NASHVILLE      | 2-4 L  | 10-13-2-2 |
| 28 | 12/12 | PITTSBURGH     | 5-2 W  | 11-13-2-2 |
| 29 | 12/14 | WASHINGTON     | 2-0 W  | 12-13-2-2 |
| 30 | 12/16 | @ N.Y. RANGERS | 1-2 O* | 12-13-2-3 |
| 31 | 12/17 | @ MONTREAL     | 3-1 W  | 13-13-2-3 |
| 32 | 12/19 | @ OTTAWA       | 3-9 L  | 13-14-2-3 |
| 33 | 12/21 | @ TORONTO      | 3-3 T  | 13-14-3-3 |
| 34 | 12/23 | @ BOSTON       | 2-5 L  | 13-15-3-3 |
| 35 | 12/26 | ANAHEIM        | 4-1 W  | 14-15-3-3 |
| 36 | 12/28 | CHICAGO        | 3-3 T  | 14-15-4-3 |
| 37 | 12/30 | PHILADELPHIA   | 2-1 W  | 15-15-4-3 |
| 38 | 1/2   | DALLAS         | 1-3 L  | 15-16-4-3 |
| 39 | 1/4   | COLORADO       | 1-6 L  | 15-17-4-3 |
| 40 | 1/6   | EDMONTON       | 5-5 T  | 15-17-5-3 |
| 41 | 1/9   | ST. LOUIS      | 1-4 L  | 15-18-5-3 |
| 42 | 1/11  | VANCOUVER      | 3-0 W  | 16-18-5-3 |
| 43 | 1/13  | @ LOS ANGELES  | 2-3 O* | 16-18-5-4 |
| 44 | 1/16  | BUFFALO        | 2-2 T  | 16-18-6-4 |
| 45 | 1/18  | DALLAS         | 1-3 L  | 16-19-6-4 |
| 46 | 1/20  | @ PHOENIX      | 1-3 L  | 16-20-6-4 |
| 47 | 1/22  | NEW JERSEY     | 4-5 O* | 16-20-6-5 |
| 48 | 1/25  | MINNESOTA      | 4-1 W  | 17-20-6-5 |
| 49 | 1/27  | @ LOS ANGELES  | 3-1 W  | 18-20-6-5 |
| 50 | 1/28  | LOS ANGELES    | 3-0 W  | 19-20-6-5 |
| 51 | 1/30  | ANAHEIM        | 3-4 L  | 19-21-6-5 |
| 52 | 1/35  | CAROLINA       | 6-2 W  | 20-21-6-5 |
| 53 | 2/7   | @ MINNESOTA    | 3-4 L  | 20-22-6-5 |
| 54 | 2/8   | @ ST. LOUIS    | 1-4 L  | 20-23-6-5 |
| 55 | 2/10  | @ DETROIT      | 4-5 L  | 20-24-6-5 |
| 56 | 2/12  | @ COLUMBUS     | 0-1 L  | 20-25-6-5 |
| 57 | 2/14  | @ CHICAGO      | 4-2 W  | 21-25-6-5 |
| 58 | 2/16  | @ DALLAS       | 1-3 L  | 21-26-6-5 |
| 59 | 2/17  | @ LOS ANGELES  | 2-3 L  | 21-27-6-5 |
| 60 | 2/19  | N.Y. ISLANDERS | 0-3 L  | 21-28-6-5 |
| 61 | 2/21  | COLUMBUS       | 6-0 W  | 22-28-6-5 |
| 62 | 2/24  | CALGARY        | 5-2 W  | 23-28-6-5 |
| 63 | 2/27  | @ VANCOUVER    | 3-2 W  | 24-28-6-5 |
| 64 | 3/1   | @ CALGARY      | 3-4 L  | 24-29-6-5 |
| 65 | 3/4   | @ EDMONTON     | 1-2 L  | 24-30-6-5 |
| 66 | 3/6   | MONTREAL       | 4-3 W* | 25-30-6-5 |
| 67 | 3/8   | @ PHOENIX      | 4-6 L  | 25-31-6-5 |
| 68 | 3/9   | @ DALLAS       | 0-3 L  | 25-32-6-5 |
| 69 | 3/11  | ST. LOUIS      | 2-4 L  | 25-33-6-5 |
| 70 | 3/13  | @ ANAHEIM      | 2-3 O* | 25-33-6-6 |
| 71 | 3/15  | CALGARY        | 3-2 W  | 26-33-6-6 |
| 72 | 3/17  | CHICAGO        | 2-3 O* | 26-33-6-7 |
| 73 | 3/20  | @ COLORADO     | 0-2 L  | 26-34-6-7 |
| 74 | 3/21  | BOSTON         | 3-2 W  | 27-34-6-7 |
| 75 | 3/22  | ANAHEIM        | 2-3 O* | 27-34-6-8 |
| 76 | 3/24  | TAMPA BAY      | 1-4 L  | 27-35-6-8 |
| 77 | 3/27  | DETROIT        | 3-0 W  | 28-35-6-8 |
| 78 | 3/29  | DALLAS         | 3-4 L  | 28-36-6-8 |
| 79 | 3/31  | @ COLORADO     | 1-3 L  | 28-37-6-8 |
| 80 | 4/2   | @ CALGARY      | 2-2 T  | 28-37-7-8 |
| 81 | 4/3   | @ EDMONTON     | 3-3 T  | 28-37-8-8 |
| 82 | 4/6   | PHOENIX        | 3-3 T  | 28-37-9-8 |

\* — OVERTIME



## 2001-02 SEASON REVIEW

## SEASON HIGHLIGHTS

- San Jose becomes just the second team in NHL history (N.Y. Islanders) to post six consecutive seasons of point improvement.
- The Sharks make the Stanley Cup Playoffs for a franchise-record sixth consecutive season.
- The Sharks win their first Pacific Division title, posting franchise records in wins (44) and points (99).
- The Sharks narrowly miss advancing to the Western Conference Finals, losing consecutive one-goal matches in Games Six and Seven to the Colorado Avalanche in the Western Conference Semifinals. The Sharks defeated the Phoenix Coyotes in the Western Conference Quarterfinals, 4-1.
- RW **Owen Nolan** becomes the Sharks all-time points leader with his 351st point as a Shark.
- The Sharks set a franchise record with a 10-game unbeaten streak (9-0-1-0) from Nov. 27-Dec. 19.
- The Sharks set a franchise record with a six-game road win streak (Dec. 6 -19)
- G **Evgeni Nabokov** sets franchise records in all-time wins (58), single-season wins (37), all-time shutouts (11) single-season shutouts (seven) and became the seventh NHL goaltender (first European-born NHL goaltender) to score a goal.
- The Sharks tie a franchise record by scoring 10 goals on March 30 vs. Columbus — the most ever at home.

## MAJOR TRANSACTIONS

- Acquired LW **Adam Graves**, D **Rich Pilon** and future considerations from the N.Y. Rangers in exchange for RW **Mikael Samuelsson**, D **Christian Gosselin** and a seventh round selection in the 2002 NHL Entry Draft, June 24, 2001.

## PACIFIC DIVISION

|                     | GP        | W         | L         | T        | OTL      | GF         | GA         | PTS       |
|---------------------|-----------|-----------|-----------|----------|----------|------------|------------|-----------|
| <b>SAN JOSE (3)</b> | <b>82</b> | <b>44</b> | <b>27</b> | <b>8</b> | <b>3</b> | <b>248</b> | <b>199</b> | <b>99</b> |
| PHOENIX (6)         | 82        | 40        | 27        | 9        | 6        | 228        | 210        | 95        |
| LOS ANGELES (7)     | 82        | 40        | 27        | 11       | 4        | 214        | 190        | 95        |
| DALLAS (10)         | 82        | 36        | 28        | 13       | 5        | 215        | 213        | 90        |
| ANAHEIM (13)        | 82        | 29        | 42        | 8        | 3        | 175        | 198        | 69        |

## FINAL STATISTICS

| P | NO | PLAYER             | GP | G  | A  | PTS | PIM |
|---|----|--------------------|----|----|----|-----|-----|
| R | 11 | OWEN NOLAN         | 75 | 23 | 43 | 66  | 93  |
| C | 25 | VINCENT DAMPHOUSSE | 82 | 20 | 38 | 58  | 60  |
| R | 8  | TEEMU SELANNE      | 82 | 29 | 25 | 54  | 40  |
| C | 18 | MIKE RICCI         | 79 | 19 | 34 | 53  | 44  |
| C | 12 | PATRICK MARLEAU    | 79 | 21 | 23 | 44  | 40  |
| L | 17 | SCOTT THORNTON     | 77 | 26 | 16 | 42  | 116 |
| L | 19 | MARCO STURM        | 77 | 21 | 20 | 41  | 32  |
| R | 24 | NIKLAS SUNDSTROM   | 73 | 9  | 30 | 39  | 50  |
| D | 20 | GARY SUTER         | 82 | 6  | 27 | 33  | 57  |
| L | 9  | ADAM GRAVES        | 81 | 17 | 14 | 31  | 51  |
| D | 7  | BRAD STUART        | 82 | 6  | 23 | 29  | 39  |
| R | 28 | *MATT BRADLEY      | 54 | 9  | 13 | 22  | 43  |
| R | 13 | TODD HARVEY        | 69 | 9  | 13 | 22  | 73  |
| D | 27 | BRYAN MARCHMENT    | 72 | 2  | 20 | 22  | 178 |
| D | 10 | MARCUS RAGNARSSON  | 70 | 5  | 15 | 20  | 44  |
| D | 5  | *JEFF JILLSON      | 48 | 5  | 13 | 18  | 29  |
| D | 2  | MIKE RATHJE        | 52 | 5  | 12 | 17  | 48  |
| D | 22 | SCOTT HANNAN       | 75 | 2  | 12 | 14  | 57  |
| L | 32 | STEPHANE MATTEAU   | 55 | 7  | 4  | 11  | 15  |
| R | 15 | ALEXANDER KOROLYUK | 32 | 3  | 7  | 10  | 14  |
| C | 16 | MARK SMITH         | 49 | 3  | 3  | 6   | 72  |
| G | 35 | EVGENI NABOKOV     | 67 | 1  | 3  | 4   | 14  |
| D | 23 | SHAWN HEINS        | 17 | 0  | 2  | 2   | 24  |
| D | 3  | STEVE BANCROFT     | 5  | 0  | 1  | 1   | 2   |
| G | 29 | *VESA TOSKALA      | 1  | 0  | 0  | 0   | 0   |
| R | 26 | MIKE CRAIG         | 2  | 0  | 0  | 0   | 2   |
| R | 50 | *HANNES HYVONEN    | 6  | 0  | 0  | 0   | 0   |
| G | 37 | *MIKKKA KIPRUSOFF  | 20 | 0  | 0  | 0   | 4   |

\* — ROOKIE

## GOALTENDERS

| NO            | GOALTENDER     | GP        | MINS        | AVG         | W           | L         | T        | EN       | SO       | GA         | SA          | SV %        | G        | APIM     |
|---------------|----------------|-----------|-------------|-------------|-------------|-----------|----------|----------|----------|------------|-------------|-------------|----------|----------|
| 35            | *VESA TOSKALA  | 1         | 10          | 0.00        | 0           | 0         | 0        | 0        | 0        | 2          | 1.000       | 0           | 0        | 0        |
| 20            | EVGENI NABOKOV | 67        | 3901        | 2.29        | 37          | 24        | 5        | 5        | 7        | 149        | 1818        | .918        | 1        | 3        |
| 37            | *M. KIPRUSOFF  | 20        | 1037        | 2.49        | 7           | 6         | 3        | 2        | 2        | 43         | 508         | .915        | 0        | 4        |
| <b>TOTALS</b> |                | <b>82</b> | <b>4973</b> | <b>2.40</b> | <b>44**</b> | <b>30</b> | <b>8</b> | <b>7</b> | <b>9</b> | <b>199</b> | <b>2335</b> | <b>.915</b> | <b>1</b> | <b>3</b> |

\*\* — INCLUDES OTL

## GAME-BY-GAME RESULTS

| GA | DATE  | OPPONENT         | RESULT | RECORD    |
|----|-------|------------------|--------|-----------|
| 1  | 10/4  | DETROIT          | 3-4 L* | 0-0-0-1   |
| 2  | 10/6  | MINNESOTA        | 0-0 T  | 0-0-1-1   |
| 3  | 10/11 | TAMPA BAY        | 4-3 W  | 1-0-1-1   |
| 4  | 10/13 | BOSTON           | 3-2 W  | 2-0-1-1   |
| 5  | 10/16 | @ MINNESOTA      | 3-3 T  | 2-0-2-1   |
| 6  | 10/18 | @ NEW JERSEY     | 1-6 L  | 2-1-2-1   |
| 7  | 10/20 | @ N.Y. ISLANDERS | 2-2 T  | 2-1-3-1   |
| 8  | 10/22 | @ N.Y. RANGERS   | 5-1 W  | 3-1-3-1   |
| 9  | 10/23 | @ BUFFALO        | 1-4 L  | 3-2-3-1   |
| 10 | 10/25 | @ CHICAGO        | 2-4 L  | 3-3-3-1   |
| 11 | 10/27 | COLUMBUS         | 2-0 W  | 4-3-3-1   |
| 12 | 10/31 | @ ANAHEIM        | 4-2 W  | 5-3-3-1   |
| 13 | 11/1  | ATLANTA          | 5-2 W  | 6-3-3-1   |
| 14 | 11/3  | VANCOUVER        | 5-1 W  | 7-3-3-1   |
| 15 | 11/6  | @ ST. LOUIS      | 4-1 W  | 8-3-3-1   |
| 16 | 11/7  | @ DALLAS         | 2-2 T  | 8-3-4-1   |
| 17 | 11/9  | @ CAROLINA       | 2-3 L  | 8-4-4-1   |
| 18 | 11/11 | @ CHICAGO        | 2-3 L* | 8-4-4-2   |
| 19 | 11/14 | @ ANAHEIM        | 4-2 W  | 9-4-4-2   |
| 20 | 11/15 | @ PHOENIX        | 3-5 L  | 9-5-4-2   |
| 21 | 11/17 | DALLAS           | 2-3 L* | 9-5-4-3   |
| 22 | 11/21 | MINNESOTA        | 0-2 L  | 9-6-4-3   |
| 23 | 11/24 | @ LOS ANGELES    | 1-3 L  | 9-7-4-3   |
| 24 | 11/27 | NASHVILLE        | 3-2 W  | 10-7-4-3  |
| 25 | 11/29 | PITTSBURGH       | 5-0 W  | 11-7-4-3  |
| 26 | 11/30 | @ ANAHEIM        | 5-2 W  | 12-7-4-3  |
| 27 | 12/4  | CALGARY          | 2-2 T  | 12-7-5-3  |
| 28 | 12/6  | @ CALGARY        | 3-1 W  | 13-7-5-3  |
| 29 | 12/8  | @ VANCOUVER      | 5-3 W  | 14-7-5-3  |
| 30 | 12/11 | EDMONTON         | 5-4 W* | 15-7-5-3  |
| 31 | 12/14 | @ COLORADO       | 3-0 W  | 16-7-5-3  |
| 32 | 12/17 | @ DALLAS         | 4-1 W  | 17-7-5-3  |
| 33 | 12/19 | @ ATLANTA        | 4-2 W  | 18-7-5-3  |
| 34 | 12/21 | @ DETROIT        | 0-3 L  | 18-8-5-3  |
| 35 | 12/23 | @ NASHVILLE      | 1-1 T  | 18-8-6-3  |
| 36 | 12/26 | ANAHEIM          | 1-2 L  | 18-9-6-3  |
| 37 | 12/28 | N.Y. RANGERS     | 3-5 L  | 18-10-6-3 |
| 38 | 12/30 | PHOENIX          | 2-4 L  | 18-11-6-3 |
| 39 | 1/2   | PHILADELPHIA     | 5-2 W  | 19-11-6-3 |
| 40 | 1/4   | PHOENIX          | 5-3 W  | 20-11-6-3 |
| 41 | 1/5   | FLORIDA          | 6-0 W  | 21-11-6-3 |
| 42 | 1/8   | ST. LOUIS        | 2-6 L  | 21-12-6-3 |
| 43 | 1/9   | @ PHOENIX        | 6-5 W  | 22-12-6-3 |
| 44 | 1/12  | LOS ANGELES      | 2-3 L  | 22-13-6-3 |
| 45 | 1/15  | @ COLORADO       | 1-0 W* | 23-13-6-3 |
| 46 | 1/17  | N.Y. ISLANDERS   | 3-2 W  | 24-13-6-3 |
| 47 | 1/19  | COLORADO         | 1-3 L  | 24-14-6-3 |
| 48 | 1/21  | EDMONTON         | 4-3 W  | 25-14-6-3 |
| 49 | 1/23  | @ DETROIT        | 2-2 T  | 25-14-7-3 |
| 50 | 1/24  | @ COLUMBUS       | 2-6 L  | 25-15-7-3 |
| 51 | 1/27  | @ MONTREAL       | 1-3 L  | 25-16-7-3 |
| 52 | 1/29  | @ TORONTO        | 3-4 L  | 25-17-7-3 |
| 53 | 1/30  | @ PITTSBURGH     | 6-3 W  | 26-17-7-3 |
| 54 | 2/6   | CALGARY          | 2-0 W  | 27-17-7-3 |
| 55 | 2/8   | CHICAGO          | 4-2 W  | 28-17-7-3 |
| 56 | 2/10  | CAROLINA         | 4-0 W  | 29-17-7-3 |
| 57 | 2/12  | @ EDMONTON       | 3-2 W  | 30-17-7-3 |
| 58 | 2/26  | @ NASHVILLE      | 5-1 W  | 31-17-7-3 |
| 59 | 2/28  | @ WASHINGTON     | 5-2 W  | 32-17-7-3 |
| 60 | 3/1   | @ TAMPA BAY      | 2-4 L  | 32-18-7-3 |
| 61 | 3/3   | @ DALLAS         | 1-4 L  | 32-19-7-3 |
| 62 | 3/5   | NASHVILLE        | 0-2 L  | 32-20-7-3 |
| 63 | 3/7   | OTTAWA           | 5-2 W  | 33-20-7-3 |
| 64 | 3/9   | VANCOUVER        | 2-0 W  | 34-20-7-3 |
| 65 | 3/10  | @ VANCOUVER      | 7-4 W  | 35-20-7-3 |
| 66 | 3/13  | ST. LOUIS        | 0-2 L  | 35-21-7-3 |
| 67 | 3/15  | WASHINGTON       | 5-4 W  | 36-21-7-3 |
| 68 | 3/16  | CHICAGO          | 2-2 T  | 36-21-8-3 |
| 69 | 3/18  | LOS ANGELES      | 2-3 L  | 36-22-8-3 |
| 70 | 3/20  | @ EDMONTON       | 1-2 L  | 36-23-8-3 |
| 71 | 3/21  | @ CALGARY        | 4-1 W  | 37-23-8-3 |
| 72 | 3/23  | @ LOS ANGELES    | 0-3 L  | 37-24-8-3 |
| 73 | 3/26  | DALLAS           | 3-2 W  | 38-24-8-3 |
| 74 | 3/28  | COLORADO         | 2-3 L  | 38-25-8-3 |
| 75 | 3/30  | COLUMBUS         | 10-2 W | 39-25-8-3 |
| 76 | 4/2   | ANAHEIM          | 3-1 W  | 40-25-8-3 |
| 77 | 4/4   | PHOENIX          | 5-2 W  | 41-25-8-3 |
| 78 | 4/6   | DETROIT          | 6-3 W  | 42-25-8-3 |
| 79 | 4/8   | @ MINNESOTA      | 1-3 L  | 42-26-8-3 |
| 80 | 4/10  | @ COLUMBUS       | 5-3 W  | 43-26-8-3 |
| 81 | 4/11  | @ ST. LOUIS      | 1-4 L  | 43-27-8-3 |
| 82 | 4/13  | LOS ANGELES      | 3-1 W  | 44-27-8-3 |

\* — OVERTIME



# 2000-01 SEASON REVIEW

## SEASON HIGHLIGHTS

- The Sharks advanced to the Stanley Cup Playoffs for a franchise-record fourth consecutive season and became just the fifth franchise in NHL history to improve its point total for the fifth consecutive season, setting franchise records for wins (40) and points (95).
- The Sharks finished with the sixth-best road record in the NHL (fourth-best in the Western Conference) and set a franchise record with a 10-game unbeaten streak on the road.
- G Evgeni Nabokov** received the Calder Memorial Trophy as the NHL's Rookie of the Year. "Nabby" set new franchise records for wins (32), goals-against average (2.19) and shutouts (six) en route to being named the "Sharks Player of the Year" and the PlayStation "Sharks Rookie of the Year." He was named to the NHL's 2001 World All-Star Team, NHL Rookie of the Month for November and December and "Sharks Player of the Month" for October and December. He's also the first NHL goaltender to reach 20 victories on the season.
- C Vincent Damphousse** became the 58th NHL player to score 1,000 points when he assists on **LW Marco Sturm's** goal on Oct. 14 vs. Boston.
- D Gary Suter** became the 153rd NHL player to appear in 1,000 games on Oct. 25 at Columbus. He also scored San Jose's first goal in a 3-1 win.

## MAJOR TRANSACTIONS

- Acquired **D Jeff Norton** from the Pittsburgh Penguins in exchange for **D Bobby Dollas** and **G Johan Hedberg**, March 12, 2001.
- Acquired **LW Bill Lindsay** from the Calgary Flames in exchange for an eighth round pick (233rd overall, previously acquired from Minnesota) in the 2001 NHL Entry Draft, March 6, 2001.
- Acquired **RW Teemu Selanne** from Anaheim in exchange for **LW Jeff Friesen**, **G Steve Shields** and a second round selection (36th overall) in the 2003 NHL Entry Draft, March 3, 2001.
- Signed free agent **D Bobby Dollas**, Nov. 4, 2000.
- Signed **LW/C Scott Thornton** as a free agent, July 1, 2000.

## PACIFIC DIVISION

|                     | GP        | W         | L         | T         | OTL      | GF         | GA         | PTS       |
|---------------------|-----------|-----------|-----------|-----------|----------|------------|------------|-----------|
| DALLAS (3)          | 82        | 48        | 24        | 8         | 2        | 241        | 187        | 106       |
| <b>SAN JOSE (5)</b> | <b>82</b> | <b>40</b> | <b>27</b> | <b>12</b> | <b>3</b> | <b>217</b> | <b>192</b> | <b>95</b> |
| LOS ANGELES (7)     | 82        | 38        | 28        | 13        | 3        | 252        | 228        | 92        |
| PHOENIX (9)         | 82        | 35        | 27        | 17        | 3        | 214        | 212        | 90        |
| ANAHEIM (15)        | 82        | 25        | 41        | 11        | 5        | 188        | 245        | 66        |

## FINAL STATISTICS

| P | NO | PLAYER              | GP                       | G              | A              | PTS           | PIM             |
|---|----|---------------------|--------------------------|----------------|----------------|---------------|-----------------|
| R | 8  | TEEMU SELANNE       | (ANA)<br>(SJ)<br>(TOTAL) | 61<br>12<br>73 | 26<br>33<br>59 | 33<br>6<br>39 | 59<br>13<br>72  |
| C | 14 | PATRICK MARLEAU     | 91                       | 25             | 27             | 52            | 22              |
| R | 24 | NIKLAS SUNDBSTROM   | 82                       | 10             | 39             | 49            | 28              |
| C | 25 | VINCENT DAMPHOUSSE  | 85                       | 9              | 37             | 46            | 62              |
| C | 18 | MIKE RICCI          | 81                       | 22             | 22             | 44            | 60              |
| L | 17 | SCOTT THORNTON      | 73                       | 19             | 17             | 36            | 114             |
| L | 39 | &JEFF FRIESEN       | 64                       | 12             | 24             | 36            | 56              |
| D | 20 | GARY SUTER          | 68                       | 10             | 24             | 34            | 84              |
| L | 19 | MARCO STURM         | 80                       | 14             | 18             | 32            | 28              |
| L | 32 | STEPHANE MATEAU     | 80                       | 13             | 19             | 32            | 32              |
| L | 15 | ALEXANDER KOROLYUK  | 70                       | 12             | 13             | 25            | 41              |
| D | 7  | BRAD STUART         | 77                       | 5              | 18             | 23            | 56              |
| R | 9  | TODD HARVEY         | 69                       | 10             | 11             | 21            | 72              |
| D | 27 | BRYAN MARCHMENT     | 75                       | 7              | 11             | 18            | 204             |
| D | 22 | SCOTT HANNAN        | 75                       | 3              | 14             | 17            | 51              |
| D | 10 | MARCUS RAGNARSSON   | 68                       | 3              | 12             | 15            | 44              |
| L | 12 | BILL LINDSAY        | (CGY)<br>(SJ)<br>(TOTAL) | 62<br>16<br>78 | 1<br>0<br>1    | 9<br>4<br>13  | 10<br>29<br>126 |
| D | 5  | JEFF NORTON         | (PIT)<br>(SJ)<br>(TOTAL) | 32<br>10<br>42 | 2<br>0<br>2    | 10<br>1<br>13 | 20<br>1<br>28   |
| R | 40 | MIKE RATHJE         | 81                       | 0              | 11             | 11            | 48              |
| D | 21 | TONY GRANATO        | 60                       | 4              | 5              | 9             | 65              |
| D | 23 | SHAWN HEINS         | 38                       | 3              | 4              | 7             | 57              |
| C | 26 | JIM MONTGOMERY      | 28                       | 1              | 6              | 7             | 19              |
| C | 16 | *MARK SMITH         | 42                       | 2              | 2              | 4             | 51              |
| D | 2  | &BOBBY DOLLAS       | 16                       | 1              | 1              | 2             | 14              |
| R | 44 | *MATT BRADLEY       | 21                       | 1              | 1              | 2             | 19              |
| G | 35 | *EVGENI NABOKOV     | 66                       | 0              | 2              | 2             | 8               |
| L | 29 | PAUL KRUSE          | 0                        | 1              | 0              | 0             | 5               |
| C | 28 | *MIKAEEL SAMUELSSON | 4                        | 0              | 0              | 0             | 0               |
| G | 34 | *MIKKA KIPRUSOFF    | 0                        | 0              | 0              | 0             | 0               |
| G | 31 | &STEVE SHIELDS      | 21                       | 0              | 0              | 0             | 2               |

## GOALTENDERS

| NO     | GOALTENDER       | GP | MINS | AVG  | W  | L  | T  | EN | SO | GA  | SA   | SV % | G | APIM |
|--------|------------------|----|------|------|----|----|----|----|----|-----|------|------|---|------|
| 34     | *MIKKA KIPRUSOFF | 5  | 154  | 1.95 | 2  | 1  | 0  | 1  | 0  | 5   | 51   | .902 | 0 | 0    |
| 35     | *EVGENI NABOKOV  | 66 | 3700 | 2.19 | 32 | 21 | 7  | 3  | 6  | 135 | 1582 | .915 | 0 | 2    |
| 31     | &STEVE SHIELDS   | 21 | 1135 | 2.48 | 6  | 8  | 5  | 1  | 2  | 47  | 531  | .911 | 0 | 2    |
| TOTALS |                  | 82 | 5008 | 2.30 | 40 | 30 | 12 | 5  | 9  | 192 | 2169 | .911 | 0 | 2    |

NABOKOV and KIPRUSOFF shared a shutout vs. MTL on March 12, 2001 \* - ROOKIE; & - TRADED \*\* - includes OTL

## GAME-BY-GAME RESULTS

| GA | DATE  | OPPONENT       | RESULT | RECORD     |
|----|-------|----------------|--------|------------|
| 1  | 10/6  | ST. LOUIS      | 1-4 L  | 0-1-0-0    |
| 2  | 10/12 | PHOENIX        | 2-1 W  | 1-1-0-0    |
| 3  | 10/14 | BOSTON         | 5-2 W  | 2-1-0-0    |
| 4  | 10/18 | @ DALLAS       | 1-2 L  | 2-2-0-0    |
| 5  | 10/20 | @ MINNESOTA    | 3-1 W  | 3-2-0-0    |
| 6  | 10/21 | @ NASHVILLE    | 5-3 W  | 4-2-0-0    |
| 7  | 10/24 | @ CAROLINA     | 3-2 W  | 5-2-0-0    |
| 8  | 10/25 | @ COLUMBUS     | 3-1 W  | 6-2-0-0    |
| 9  | 10/28 | ATLANTA        | 2-2 T  | 6-2-1-0    |
| 10 | 11/1  | PITTSBURGH     | 3-2 W  | 7-1-1-0    |
| 11 | 11/4  | CAROLINA       | 4-1 W  | 8-2-1-0    |
| 12 | 11/5  | @ VANCOUVER    | 2-2 T  | 8-2-2-0    |
| 13 | 11/8  | @ CHICAGO      | 3-2 W* | 9-2-2-0    |
| 14 | 11/9  | @ COLUMBUS     | 2-5 L  | 9-3-2-0    |
| 15 | 11/11 | @ NY ISLANDERS | 4-0 W  | 10-3-2-0   |
| 16 | 11/14 | @ NEW JERSEY   | 3-2 W  | 11-3-2-0   |
| 17 | 11/15 | @ DETROIT      | 1-4 L  | 11-4-2-0   |
| 18 | 11/18 | NY ISLANDERS   | 5-3 W  | 12-4-2-0   |
| 19 | 11/22 | CHICAGO        | 4-1 W  | 13-4-2-0   |
| 20 | 11/25 | NEW JERSEY     | 2-3 L  | 13-5-2-0   |
| 21 | 11/28 | MINNESOTA      | 4-1 W  | 14-5-2-0   |
| 22 | 11/30 | ANAHEIM        | 3-2 W* | 15-5-2-0   |
| 23 | 12/3  | @ EDMONTON     | 3-3 T  | 15-5-3-0   |
| 24 | 12/4  | @ CALGARY      | 8-0 W  | 16-5-3-0   |
| 25 | 12/6  | DALLAS         | 2-2 T  | 16-5-4-0   |
| 26 | 12/8  | VANCOUVER      | 1-6 L  | 16-6-4-0   |
| 27 | 12/12 | NY RANGERS     | 3-2 W  | 17-6-4-0   |
| 28 | 12/14 | COLUMBUS       | 2-1 W  | 18-6-4-0   |
| 29 | 12/16 | @ PHOENIX      | 2-1 W* | 19-6-4-0   |
| 30 | 12/18 | @ WASHINGTON   | 5-3 W  | 20-6-4-0   |
| 31 | 12/20 | @ DETROIT      | 2-0 W  | 21-6-4-0   |
| 32 | 12/21 | @ PHILADELPHIA | 3-4 L  | 21-7-4-0   |
| 33 | 12/23 | @ BUFFALO      | 2-5 L  | 21-8-4-0   |
| 34 | 12/26 | @ LOS ANGELES  | 2-1 W  | 22-8-4-0   |
| 35 | 12/28 | EDMONTON       | 2-2 T  | 22-8-5-0   |
| 36 | 12/30 | VANCOUVER      | 3-6 T  | 22-9-5-0   |
| 37 | 1/1   | @ PHOENIX      | 3-2 W  | 23-9-5-0   |
| 38 | 1/3   | CALGARY        | 0-1 L  | 23-10-5-0  |
| 39 | 1/4   | @ COLORADO     | 2-2 T  | 23-10-6-0  |
| 40 | 1/6   | FLORIDA        | 3-1 W  | 24-10-6-0  |
| 41 | 1/9   | BUFFALO        | 2-1 W  | 25-10-6-0  |
| 42 | 1/11  | ST. LOUIS      | 6-3 W  | 26-10-6-0  |
| 43 | 1/13  | NASHVILLE      | 3-5 L  | 26-11-6-0  |
| 44 | 1/15  | DETROIT        | 2-3 L  | 26-12-6-0  |
| 45 | 1/17  | CALGARY        | 4-4 T  | 26-12-7-0  |
| 46 | 1/20  | COLORADO       | 1-2 L  | 26-13-7-0  |
| 47 | 1/22  | @ EDMONTON     | 2-2 T  | 26-13-8-0  |
| 48 | 1/24  | EDMONTON       | 6-1 W  | 27-13-8-0  |
| 49 | 1/26  | @ DALLAS       | 2-1 W  | 28-13-8-0  |
| 50 | 1/27  | @ ST. LOUIS    | 4-3 W* | 29-13-8-0  |
| 51 | 1/30  | COLORADO       | 1-3 L  | 29-14-8-0  |
| 52 | 2/1   | DALLAS         | 2-4 L  | 29-15-8-0  |
| 53 | 2/6   | @ CALGARY      | 1-1 T  | 29-15-9-0  |
| 54 | 2/8   | @ VANCOUVER    | 0-0 T  | 29-15-10-0 |
| 55 | 2/10  | CHICAGO        | 3-2 W* | 30-15-10-0 |
| 56 | 2/14  | @ CHICAGO      | 7-0 W  | 31-15-10-0 |
| 57 | 2/16  | @ NASHVILLE    | 2-0 W  | 32-15-10-0 |
| 58 | 2/18  | @ MINNESOTA    | 1-3 L  | 32-16-10-0 |
| 59 | 2/20  | COLUMBUS       | 3-2 W* | 33-16-10-0 |
| 60 | 2/21  | @ ANAHEIM      | 0-1 L  | 33-17-10-0 |
| 61 | 2/23  | ANAHEIM        | 3-1 W  | 34-17-10-0 |
| 62 | 2/26  | @ ST. LOUIS    | 2-7 L  | 34-18-10-0 |
| 63 | 2/28  | @ TORONTO      | 1-2 L  | 34-19-10-0 |
| 64 | 3/1   | @ OTTAWA       | 4-8 L  | 34-20-10-0 |
| 65 | 3/3   | @ BOSTON       | 2-3 L  | 34-21-10-0 |
| 66 | 3/6   | @ TAMPA BAY    | 1-2 L* | 34-21-10-1 |
| 67 | 3/7   | @ FLORIDA      | 3-3 T  | 34-21-11-1 |
| 68 | 3/10  | NASHVILLE      | 0-3 L  | 34-22-11-1 |
| 69 | 3/12  | MONTREAL       | 3-0 W  | 35-22-11-1 |
| 70 | 3/14  | LOS ANGELES    | 1-4 L  | 35-23-11-1 |
| 71 | 3/17  | @ LOS ANGELES  | 0-1 L* | 35-23-11-2 |
| 72 | 3/18  | DETROIT        | 4-6 L  | 35-24-11-2 |
| 73 | 3/20  | @ COLORADO     | 1-4 L  | 35-25-11-2 |
| 74 | 3/22  | OTTAWA         | 1-2 L  | 35-26-11-2 |
| 75 | 3/26  | @ LOS ANGELES  | 0-0 T  | 35-26-12-2 |
| 76 | 3/27  | LOS ANGELES    | 3-2 W* | 36-26-12-2 |
| 77 | 3/29  | ANAHEIM        | 7-4 W  | 37-26-12-2 |
| 78 | 3/31  | @ PHOENIX      | 1-3 L  | 37-27-12-2 |
| 79 | 4/2   | MINNESOTA      | 4-2 W  | 38-27-12-2 |
| 80 | 4/5   | PHOENIX        | 3-0 W  | 39-27-12-2 |
| 81 | 4/7   | DALLAS         | 4-5 L* | 39-27-12-3 |
| 82 | 4/8   | @ ANAHEIM      | 4-1 W  | 40-27-12-3 |

\* - OVERTIME





## 1999-2000 SEASON REVIEW

## SEASON HIGHLIGHTS

- Sharks upset the President's Trophy-winning St. Louis Blues in the Stanley Cup Playoffs in seven games. The team improved its points total for the fourth consecutive season, setting a new franchise mark for points (87).
- Team sets a franchise record for winning percentage (.530).
- RW **Owen Nolan** and LW **Jeff Friesen** record the Sharks first dual hat trick game on Oct. 4, 1999 to defeat the Chicago Blackhawks, 7-1.
- G **Steve Shields** is named NHL Player of the Week for Oct. 11-17, posting a 3-0-0 record, .083 GAA and a .979 save percentage. He set the franchise record for scoreless streak by a goaltender at 14:46.
- RW **Owen Nolan** was named NHL Player of the Week for Dec. 6-12 with six points (4-2-6) and a plus-5 rating in three games. He would go on to set franchise records for most points (84), goals (44), and PP goals (18) and would finish fifth in voting for the Hart Trophy as the league's MVP.
- D **Brad Stuart** was named as a finalist (second) for the Calder Memorial Trophy. He is also named to the NHL's All-Rookie Team. C **Mike Ricci** was named as a finalist (third) for the Frank J. Selke Trophy.

## MAJOR TRANSACTIONS

- Named **Rich Preston** and **Cap Raeder** assistant coaches, June 24, 2000.
- To prevent the loss of G **Evgeni Nabokov** in the NHL Expansion Draft, the Sharks trade RW Jan Caloun, a ninth round selection in the 2000 NHL Entry Draft and future considerations to Columbus for future considerations and trade D Andy Sutton, a seventh round selection in 2000 and a third round selection in 2001 to Minnesota in exchange for an eighth round selection in 2001 and future considerations on June 12, 2000.
- Re-signed Head Coach **Darryl Sutter** on June 5, 2000.
- Acquired RW **Todd Harvey** and a fourth round selection in the 2001 NHL Entry Draft from the New York Rangers in exchange for RW Radek Dvorak (previously acquired from Florida in exchange for G Mike Vernon and a third round selection in the 2000 NHL Entry Draft) on Dec. 30, 1999.

## PACIFIC DIVISION

|                     | GP        | W         | L         | T         | OTL      | GF         | GA         | PTS       |
|---------------------|-----------|-----------|-----------|-----------|----------|------------|------------|-----------|
| DALLAS (2)          | 82        | 43        | 29        | 10        | 6        | 211        | 184        | 102       |
| LOS ANGELES (5)     | 82        | 39        | 31        | 12        | 4        | 245        | 228        | 94        |
| PHOENIX (6)         | 82        | 39        | 35        | 8         | 4        | 232        | 228        | 90        |
| <b>SAN JOSE (8)</b> | <b>82</b> | <b>35</b> | <b>37</b> | <b>10</b> | <b>7</b> | <b>225</b> | <b>214</b> | <b>87</b> |
| ANAHEIM (9)         | 82        | 34        | 36        | 12        | 3        | 217        | 227        | 83        |

## FINAL STATISTICS

| P | NO    | PLAYER             | GP | G  | A  | PTS | PI  |
|---|-------|--------------------|----|----|----|-----|-----|
| R | 11    | OWEN NOLAN         | 78 | 44 | 40 | 84  | 110 |
| C | 25    | VINCENT DAMPHOUSSE | 82 | 21 | 49 | 70  | 58  |
| L | 39    | JEFF FRIESEN       | 82 | 26 | 35 | 61  | 47  |
| C | 18    | MIKE RICCI         | 82 | 20 | 24 | 44  | 60  |
| C | 14    | PATRICK MARLEAU    | 81 | 17 | 23 | 40  | 36  |
| R | 24    | NIKLAS SUNDSTROM   | 79 | 12 | 25 | 37  | 22  |
| D | 7     | *BRAD STUART       | 82 | 10 | 26 | 36  | 32  |
| R | 15    | ALEX KOROLYUK      | 57 | 14 | 21 | 35  | 35  |
| D | 20    | GARY SUTER         | 76 | 6  | 28 | 34  | 52  |
| L | 19    | MARCO STURM        | 74 | 12 | 15 | 27  | 62  |
| L | 32,37 | STEPHANE MATTEAU   | 69 | 12 | 12 | 24  | 61  |
| D | 5     | JEFF NORTON        | 62 | 0  | 20 | 20  | 49  |
| R | 9     | TODD HARVEY (SJ)   | 40 | 8  | 4  | 12  | 78  |
|   |       | (NYR)              | 31 | 3  | 3  | 6   | 62  |
|   |       | (TOTAL)            | 71 | 11 | 7  | 18  | 140 |
| D | 10    | MARCUS RAGNARSSON  | 63 | 3  | 13 | 16  | 38  |
| D | 40    | MIKE RATHJE        | 66 | 2  | 14 | 16  | 31  |
| R | 21    | TONY GRANATO       | 48 | 6  | 7  | 13  | 39  |
| C | 12    | RON SUTTER         | 78 | 5  | 6  | 11  | 34  |
| R | 22    | RONNIE STERN       | 67 | 4  | 5  | 9   | 151 |
| L | 26    | DAVE LOWRY         | 32 | 1  | 4  | 5   | 18  |
| D | 27    | BRYAN MARCHMENT    | 49 | 0  | 4  | 4   | 72  |
| D | 43    | *SCOTT HANNAN      | 30 | 1  | 2  | 3   | 10  |
| D | 42    | ANDY SUTTON        | 40 | 1  | 1  | 2   | 80  |
| L | 32    | MURRAY CRAVEN      | 19 | 0  | 2  | 2   | 4   |
| R | 33    | BRANTT MYHRES      | 13 | 0  | 1  | 1   | 97  |
| D | 3     | BOB ROUSE          | 26 | 0  | 1  | 1   | 19  |
| G | 31    | STEVE SHIELDS      | 67 | 0  | 1  | 1   | 29  |
| D | 23    | *SHAWN HEINS       | 1  | 0  | 0  | 0   | 2   |
| G | 35    | EVGENI NABOKOV     | 11 | 0  | 0  | 0   | 0   |
| G | 29    | MIKE VERNON        | 15 | 0  | 0  | 0   | 0   |

## GOALTENDERS

| NO     | GOALTENDER     | GP  | MIN  | AVG  | W  | L  | T  | EN | SO | GA  | SA   | SV % | G | A | PI |
|--------|----------------|-----|------|------|----|----|----|----|----|-----|------|------|---|---|----|
| 35     | EVGENI NABOKOV | 414 | 217  | 2    | 2  | 1  | 0  | 1  | 15 | 166 | .910 | 0    | 0 | 0 | 0  |
| 29     | & MIKE VERNON  | 15  | 772  | 2.49 | 6  | 5  | 1  | 0  | 0  | 32  | 360  | .911 | 0 | 0 | 0  |
| 31     | STEVE SHIELDS  | 67  | 3797 | 2.56 | 27 | 30 | 8  | 3  | 4  | 162 | 1826 | .911 | 0 | 1 | 29 |
| TOTALS |                | 82  | 5004 | 2.57 | 35 | 37 | 10 | 5  | 5  | 214 | 2357 | .909 | 0 | 1 | 29 |

\* - ROOKIE &amp; - TRADED

## GAME-BY-GAME RESULTS

| GA        | DATE  | OPPONENT         | RESULT | RECORD     |
|-----------|-------|------------------|--------|------------|
| 1         | 10/2  | CALGARY          | 5-3 W  | 1-0-0-0    |
| 2         | 10/4  | CHICAGO          | 7-1 W  | 2-0-0-0    |
| 3         | 10/7  | EDMONTON         | 3-2 W* | 3-0-0-0    |
| 4         | 10/9  | DALLAS           | 2-3 L  | 3-1-0-0    |
| 5         | 10/11 | @ ANAHEIM        | 3-5 L  | 3-2-0-0    |
| 6         | 10/13 | @ DALLAS         | 2-0 W  | 4-2-0-0    |
| 7         | 10/14 | @ NASHVILLE      | 5-1 W  | 5-2-0-0    |
| 8         | 10/16 | @ WASHINGTON     | 3-2 W  | 6-2-0-0    |
| 9         | 10/19 | @ N.Y. RANGERS   | 2-1 W  | 7-2-0-0    |
| 10        | 10/20 | @ DETROIT        | 3-6 L  | 7-3-0-0    |
| 11/10/23  |       | BOSTON           | 1-3 L  | 7-4-0-0    |
| 12        | 10/24 | @ LOS ANGELES    | 3-4 L  | 7-5-0-0    |
| 13        | 10/28 | NASHVILLE        | 3-2 W  | 8-5-0-0    |
| 14        | 10/30 | PITTSBURGH       | 1-1 T  | 8-5-1-0    |
| 15        | 10/31 | WASHINGTON       | 2-1 W  | 9-5-1-0    |
| 16        | 11/3  | PHOENIX          | 6-3 W  | 10-5-1-0   |
| 17        | 11/5  | PHILADELPHIA     | 1-3 L  | 10-6-1-0   |
| 18        | 11/6  | DALLAS           | 2-1 W  | 11-6-1-0   |
| 19        | 11/9  | @ VANCOUVER      | 4-4 T  | 11-6-2-0   |
| 20        | 11/10 | @ CALGARY        | 3-4 L* | 11-7-2-1   |
| 21        | 11/13 | @ PHILADELPHIA   | 2-3 L  | 11-8-2-1   |
| 22        | 11/15 | @ TORONTO        | 2-4 L  | 11-9-2-1   |
| 23        | 11/16 | @ MONTREAL       | 4-1 W  | 12-9-2-1   |
| 24        | 11/18 | @ OTTAWA         | 4-1 W  | 13-9-2-1   |
| 25        | 11/20 | @ ST. LOUIS      | 1-1 T  | 13-9-3-1   |
| 26        | 11/23 | MONTREAL         | 2-3 L* | 13-10-3-2  |
| 27        | 11/27 | @ LOS ANGELES    | 1-4 L  | 13-11-3-2  |
| 28        | 11/28 | NEW JERSEY       | 4-3 W* | 14-11-3-2  |
| 29        | 12/1  | @ DETROIT        | 2-4 L  | 14-12-3-2  |
| 30        | 12/2  | @ PITTSBURGH     | 5-2 W  | 15-12-3-2  |
| 31        | 12/4  | @ ST. LOUIS      | 2-4 L  | 15-13-3-2  |
| 32        | 12/6  | TAMPA BAY        | 3-3 T  | 15-13-4-2  |
| 33        | 12/8  | COLORADO         | 4-2 W  | 16-13-4-2  |
| 34        | 12/10 | ATLANTA          | 4-1 W  | 17-13-4-2  |
| 35        | 12/14 | CHICAGO          | 2-5 L  | 17-14-4-2  |
| 36        | 12/19 | @ PHOENIX        | 3-4 L  | 17-15-4-2  |
| 37        | 12/20 | DETROIT          | 3-4 L  | 17-16-4-2  |
| 38        | 12/22 | LOS ANGELES      | 2-1 W  | 18-16-4-2  |
| 39        | 12/26 | ANAHEIM          | 0-1 L  | 18-17-4-2  |
| 40        | 12/27 | @ DALLAS         | 3-1 W  | 19-17-4-2  |
| 41        | 12/30 | @ ST. LOUIS      | 1-2 L* | 19-18-4-3  |
| 42        | 1/1   | @ NASHVILLE      | 2-3 L  | 19-19-4-3  |
| 43        | 1/2   | @ CHICAGO        | 4-1 W  | 20-19-4-3  |
| 44        | 1/5   | @ EDMONTON       | 1-1 T  | 20-19-5-3  |
| 45        | 1/8   | FLORIDA          | 2-4 L  | 20-20-5-3  |
| 46        | 1/11  | ST. LOUIS        | 2-5 L  | 20-21-5-3  |
| 47        | 1/15  | LOS ANGELES      | 3-2 W* | 21-21-5-3  |
| 48        | 1/17  | @ CHICAGO        | 4-5 L* | 21-22-5-4  |
| 49        | 1/19  | @ COLORADO       | 0-0 T  | 21-22-6-4  |
| 50        | 1/22  | ANAHEIM          | 4-3 W  | 22-22-6-4  |
| 51        | 1/23  | @ PHOENIX        | 2-3 L* | 22-23-6-5  |
| 52        | 1/25  | COLORADO         | 3-4 L  | 22-24-6-5  |
| 53        | 1/28  | @ VANCOUVER      | 1-4 L  | 22-25-6-5  |
| 54        | 1/29  | N.Y. ISLANDERS   | 2-3 L* | 22-26-6-6  |
| 55        | 2/1   | PHOENIX          | 0-1 L* | 22-27-6-7  |
| 56        | 2/3   | @ COLORADO       | 3-3 T  | 22-27-7-7  |
| 57        | 2/8   | @ TAMPA BAY      | 8-0 W  | 23-27-7-7  |
| 58        | 2/9   | @ FLORIDA        | 1-4 L  | 23-28-7-7  |
| 59        | 2/11  | @ ATLANTA        | 3-0 W  | 24-28-7-7  |
| 60        | 2/13  | @ NEW JERSEY     | 1-3 L  | 24-29-7-7  |
| 61        | 2/15  | @ N.Y. ISLANDERS |        | 4-1 W      |
| 25-29-7-7 |       |                  |        |            |
| 62        | 2/18  | @ ANAHEIM        | 4-4 T  | 25-29-8-7  |
| 63        | 2/18  | ST. LOUIS        | 1-4 L  | 25-30-8-7  |
| 64        | 2/26  | LOS ANGELES      | 6-3 W  | 26-30-8-7  |
| 65        | 2/29  | ANAHEIM          | 2-4 L  | 26-31-8-7  |
| 66        | 3/2   | NASHVILLE        | 4-3 W  | 27-31-8-7  |
| 67        | 3/4   | CAROLINA         | 2-5 L  | 27-32-8-7  |
| 68        | 3/6   | N.Y. RANGERS     | 2-1 W  | 28-32-8-7  |
| 69        | 3/8   | DETROIT          | 1-1 T  | 28-32-9-7  |
| 70        | 3/13  | CALGARY          | 5-3 W  | 29-32-9-7  |
| 71        | 3/15  | BUFFALO          | 6-5 W* | 30-32-9-7  |
| 72        | 3/17  | @ ANAHEIM        | 2-4 L  | 30-33-9-7  |
| 73        | 3/19  | @ DALLAS         | 3-5 L  | 30-34-9-7  |
| 74        | 3/22  | VANCOUVER        | 4-3 W  | 31-34-9-7  |
| 75        | 3/24  | PHOENIX          | 5-1 W  | 32-34-9-7  |
| 76        | 3/27  | EDMONTON         | 1-2 L  | 32-35-9-7  |
| 77        | 3/29  | @ LOS ANGELES    | 0-1 L  | 32-36-10-7 |
| 78        | 4/1   | @ CALGARY        | 1-3 T  | 32-36-10-7 |
| 79        | 4/3   | @ EDMONTON       | 1-0 W  | 33-36-10-7 |
| 80        | 4/5   | DALLAS           | 5-2 W  | 34-36-10-7 |
| 81        | 4/7   | @ PHOENIX        | 3-1 W  | 35-36-10-7 |
| 82        | 4/9   | VANCOUVER        | 2-5 L  | 35-37-10-7 |

\* - OVERTIME





## 1998-99 SEASON REVIEW

### SEASON HIGHLIGHTS

- Tied or set six club records, including most ties (18), lowest goals-against average (2.28), fewest goals against (191), short-handed goals against (4, T-1st in NHL), and shutouts (8).
- Winning percentage of .488 tied all-time mark set in 1993-94.
- Trade deadline acquisition C **Vincent Damphousse** scores 13 points (7-6=13) in 12 games with San Jose to help boost the Sharks into the Stanley Cup Playoffs for the second consecutive season.
- Head Coach **Darryl Sutter** becomes franchise's all-time winningest coach with his 56th win at Vancouver on March 3, surpassing Kevin Constantine's 55 wins.
- RW **Owen Nolan** becomes fifth team captain in franchise history, Oct. 28, 1998.

### MAJOR TRANSACTIONS

- Acquired RW **Niklas Sundstrom** and a third round selection in the 2000 NHL Entry Draft from Tampa Bay in exchange for LW Shawn Burr, D Andrei Zyuzin, LW Steve Guolla and D Bill Houlder on Aug. 4, 1999.
- Acquired C **Vincent Damphousse** from Montreal in exchange for a fifth round selection in the 1999 NHL Entry Draft, a first round selection in the 2000 NHL Entry Draft and a second round selection in the 2001 NHL Entry Draft on March 23, 1999.
- Acquired D **Jeff Norton** from Florida in exchange for LW Alex Hicks and a fifth round selection in the 1999 NHL Entry Draft on Nov. 11, 1999.
- Acquired G **Johan Hedberg** from Philadelphia in exchange for a seventh round selection in the 1999 NHL Entry Draft on July 6, 1998.

### PACIFIC DIVISION

|                     | GP        | W         | L         | T         | OTL        | GF         | GA        | PTS         |
|---------------------|-----------|-----------|-----------|-----------|------------|------------|-----------|-------------|
| DALLAS (1)          | 82        | 51        | 19        | 12        | 236        | 168        | 114       | .695        |
| PHOENIX (4)         | 82        | 39        | 31        | 12        | 205        | 197        | 90        | .549        |
| ANAHEIM (6)         | 82        | 35        | 34        | 13        | 215        | 206        | 83        | .506        |
| <b>SAN JOSE (7)</b> | <b>82</b> | <b>31</b> | <b>33</b> | <b>18</b> | <b>196</b> | <b>191</b> | <b>80</b> | <b>.488</b> |
| LOS ANGELES (11)    | 82        | 32        | 45        | 5         | 189        | 222        | 69        | .421        |

### FINAL STATISTICS

| P | NO | PLAYER              | GP | G  | A  | PTS | PIM |
|---|----|---------------------|----|----|----|-----|-----|
| L | 39 | JEFF FRIESEN        | 78 | 22 | 35 | 57  | 42  |
| C | 25 | V. DAMPHOUSSE (MTL) | 65 | 12 | 24 | 36  | 46  |
|   |    | (SJ)                | 12 | 7  | 6  | 13  | 4   |
|   |    | (TOTAL)             | 77 | 19 | 30 | 49  | 50  |
| R | 17 | JOE MURPHY          | 76 | 25 | 23 | 48  | 73  |
| C | 14 | PATRICK MARLEAU     | 81 | 21 | 24 | 45  | 24  |
| R | 11 | OWEN NOLAN          | 78 | 19 | 26 | 45  | 129 |
| C | 18 | MIKE RICCI          | 82 | 13 | 26 | 39  | 68  |
| L | 19 | MARCO STURM         | 78 | 16 | 22 | 38  | 52  |
| D | 2  | BILL HOULDER        | 76 | 9  | 23 | 32  | 40  |
| R | 15 | *ALEX KOROLYUK      | 55 | 12 | 18 | 30  | 26  |
| R | 37 | STEPHANE MATTEAU    | 68 | 8  | 15 | 23  | 73  |
| D | 5  | JEFF NORTON (FLA)   | 3  | 0  | 0  | 0   | 2   |
|   |    | (SJ)                | 69 | 4  | 18 | 22  | 42  |
|   |    | (TOTAL)             | 72 | 4  | 18 | 22  | 44  |
| R | 22 | RONNIE STERN        | 78 | 7  | 9  | 16  | 158 |
| L | 26 | DAVE LOWRY          | 61 | 6  | 9  | 15  | 24  |
| D | 40 | MIKE RATHJE         | 82 | 5  | 9  | 14  | 36  |
| L | 32 | MURRAY CRAVEN       | 43 | 4  | 10 | 14  | 18  |
| D | 10 | MARCUS RAGNARSSON   | 74 | 0  | 13 | 13  | 66  |
| L | 21 | TONY GRANATO        | 35 | 6  | 6  | 12  | 54  |
| D | 3  | BOB ROUSE           | 70 | 0  | 11 | 11  | 44  |
| C | 12 | RON SUTTER          | 59 | 3  | 6  | 9   | 40  |
| D | 27 | BRYAN MARCHMENT     | 59 | 2  | 6  | 8   | 101 |
| D | 4  | ANDREI ZYUZIN       | 25 | 3  | 1  | 4   | 38  |
| L | 36 | STEPHEN GUOLLA      | 14 | 2  | 2  | 4   | 6   |
| C | 42 | *ANDY SUTTON        | 31 | 0  | 3  | 3   | 65  |
| D | 8  | JARROD SKALDE       | 17 | 1  | 1  | 2   | 4   |
| D | 6  | *SCOTT HANNAN       | 5  | 0  | 2  | 2   | 6   |
| C | 9  | BERNIE NICHOLLS     | 10 | 0  | 2  | 2   | 4   |
| R | 33 | BRANTT MYHRES       | 30 | 1  | 0  | 1   | 116 |
| C | 13 | JAMIE BAKER         | 1  | 0  | 1  | 1   | 0   |
| L | 7  | SHAWN BURR          | 18 | 0  | 1  | 1   | 29  |
| G | 31 | STEVE SHIELDS       | 37 | 0  | 1  | 1   | 6   |
| R | 25 | MIKE CRAIG          | 1  | 0  | 0  | 0   | 0   |
| D | 20 | GARY SUTER          | 1  | 0  | 0  | 0   | 0   |
| G | 30 | SEAN GAUTHIER       | 1  | 0  | 0  | 0   | 0   |
| D | 23 | *SHAWN HEINS        | 5  | 0  | 0  | 0   | 13  |
| G | 29 | MIKE VERNON         | 49 | 0  | 0  | 0   | 8   |

### GOALTENDERS

| NO | GOALTENDER    | GP        | MIN         | AVG         | W         | L         | T         | SO       | GA         |
|----|---------------|-----------|-------------|-------------|-----------|-----------|-----------|----------|------------|
| 30 | SEAN GAUTHIER | 1         | 3           | .00         | 0         | 0         | 0         | 0        | 0          |
| 31 | STEVE SHIELDS | 37        | 2162        | 2.22        | 15        | 11        | 8         | 4        | 80         |
| 29 | MIKE VERNON   | 49        | 2831        | 2.27        | 16        | 22        | 10        | 4        | 107        |
|    | <b>TOTALS</b> | <b>82</b> | <b>5016</b> | <b>2.28</b> | <b>31</b> | <b>33</b> | <b>18</b> | <b>8</b> | <b>191</b> |

\* — ROOKIE

### GAME-BY-GAME RESULTS

| GA | DATE  | OPPONENT                | RESULT        | RECORD          |
|----|-------|-------------------------|---------------|-----------------|
| 1  | 10/9  | @ CALGARY (TOKYO)       | 3-3 T         | 0-0-1           |
| 2  | 10/10 | CALGARY (TOKYO)         | 3-5 L         | 0-1-1           |
| 3  | 10/18 | BOSTON                  | 0-3 L         | 0-2-1           |
| 4  | 10/20 | @ PHILADELPHIA          | 1-3 L         | 0-3-1           |
| 5  | 10/22 | @ CHICAGO               | 2-2 T         | 0-3-2           |
| 6  | 10/24 | @ DALLAS                | 1-2 L         | 0-4-2           |
| 7  | 10/28 | PHOENIX                 | 2-4 L         | 0-5-2           |
| 8  | 10/29 | @ COLORADO              | 2-4 L         | 0-6-2           |
| 9  | 10/31 | <b>TAMPA BAY</b>        | <b>6-1 W</b>  | <b>1-6-2</b>    |
| 10 | 11/4  | <b>DALLAS</b>           | <b>4-0 W</b>  | <b>2-6-2</b>    |
| 11 | 11/6  | @ ANAHEIM               | 2-2 T         | 2-6-3           |
| 12 | 11/7  | ST. LOUIS               | 2-2 T         | 2-6-4           |
| 13 | 11/10 | NASHVILLE               | 2-4 L         | 2-7-4           |
| 14 | 11/12 | <b>CAROLINA</b>         | <b>3-0 W</b>  | <b>3-7-4</b>    |
| 15 | 11/18 | <b>LOS ANGELES</b>      | <b>5-4 W</b>  | <b>4-7-4</b>    |
| 16 | 11/20 | PHOENIX                 | 1-2 L*        | 4-8-4           |
| 17 | 11/21 | N.Y. RANGERS            | 2-2 T         | 4-8-5           |
| 18 | 11/23 | @ DALLAS                | 2-3 L         | 4-9-5           |
| 19 | 11/25 | @ CAROLINA              | 0-3 L         | 4-10-5          |
| 20 | 11/27 | @ <b>ST. LOUIS</b>      | <b>4-2 W</b>  | <b>5-10-5</b>   |
| 21 | 11/29 | @ DETROIT               | 1-4 L         | 5-11-5          |
| 22 | 12/2  | DALLAS                  | 0-3 L         | 5-12-5          |
| 23 | 12/4  | DETROIT                 | 2-2 T         | 5-12-6          |
| 24 | 12/6  | ANAHEIM                 | 1-2 L         | 5-13-6          |
| 25 | 12/9  | @ DALLAS                | 3-3 T         | 5-13-7          |
| 26 | 12/10 | @ NASHVILLE             | 1-2 L         | 5-14-7          |
| 27 | 12/12 | <b>WASHINGTON</b>       | <b>2-1 W</b>  | <b>6-14-7</b>   |
| 28 | 12/15 | N.Y. ISLANDERS          | 0-1 L         | 6-15-7          |
| 29 | 12/17 | <b>NASHVILLE</b>        | <b>3-1 W</b>  | <b>7-15-7</b>   |
| 30 | 12/19 | <b>COLORADO</b>         | <b>2-1 W</b>  | <b>8-15-7</b>   |
| 31 | 12/23 | @ EDMONTON              | 5-3 W         | 9-15-7          |
| 32 | 12/26 | <b>VANCOUVER</b>        | <b>2-0 W</b>  | <b>10-15-7</b>  |
| 33 | 12/28 | PHILADELPHIA            | 1-1 T         | 10-15-8         |
| 34 | 12/30 | @ LOS ANGELES           | 1-5 L         | 10-16-8         |
| 35 | 1/2   | @ <b>N.Y. ISLANDERS</b> | <b>4-3 W*</b> | <b>11-16-8</b>  |
| 36 | 1/4   | @ N.Y. RANGERS          | 3-4 L         | 11-17-8         |
| 37 | 1/5   | @ NEW JERSEY            | 3-3 T         | 11-17-9         |
| 38 | 1/7   | @ <b>NASHVILLE</b>      | <b>4-3 W</b>  | <b>12-17-9</b>  |
| 39 | 1/9   | BUFFALO                 | 2-2 T         | 12-17-10        |
| 40 | 1/11  | <b>LOS ANGELES</b>      | <b>4-0 W</b>  | <b>13-17-10</b> |
| 41 | 1/13  | DALLAS                  | 1-2 L         | 13-18-10        |
| 42 | 1/15  | <b>PITTSBURGH</b>       | <b>3-2 W</b>  | <b>14-18-10</b> |
| 43 | 1/16  | CALGARY                 | 3-3 T         | 14-18-11        |
| 44 | 1/18  | <b>NEW JERSEY</b>       | <b>3-1 W</b>  | <b>15-18-11</b> |
| 45 | 1/21  | EDMONTON                | 3-3 T         | 15-18-12        |
| 46 | 1/26  | ST. LOUIS               | 0-3 L         | 15-19-12        |
| 47 | 1/30  | @ COLORADO              | 0-5 L         | 15-20-12        |
| 48 | 2/1   | <b>CHICAGO</b>          | <b>5-1 W</b>  | <b>16-20-12</b> |
| 49 | 2/4   | @ PHOENIX               | 1-3 L         | 16-21-12        |
| 50 | 2/6   | @ LOS ANGELES           | 0-2 L         | 16-22-12        |
| 51 | 2/8   | @ <b>PHOENIX</b>        | <b>3-0 W</b>  | <b>17-22-12</b> |
| 52 | 2/10  | @ <b>CHICAGO</b>        | <b>5-2 W</b>  | <b>18-22-12</b> |
| 53 | 2/11  | @ <b>ST. LOUIS</b>      | <b>5-1 W</b>  | <b>19-22-12</b> |
| 54 | 2/13  | @ <b>TAMPA BAY</b>      | <b>3-1 W</b>  | <b>20-22-12</b> |
| 55 | 2/15  | @ FLORIDA               | 2-2 T         | 20-22-13        |
| 56 | 2/17  | @ DETROIT               | 1-3 L         | 20-23-13        |
| 57 | 2/19  | @ BUFFALO               | 2-4 L         | 20-24-13        |
| 58 | 2/20  | @ WASHINGTON            | 1-3 L         | 20-25-13        |
| 59 | 2/24  | VANCOUVER               | 1-1 T         | 20-25-14        |
| 60 | 2/26  | @ ANAHEIM               | 1-3 L         | 20-26-14        |
| 61 | 2/27  | ANAHEIM                 | 1-4 L         | 20-27-14        |
| 62 | 3/1   | @ <b>CALGARY</b>        | <b>2-1 W</b>  | <b>21-27-14</b> |
| 63 | 3/2   | @ <b>VANCOUVER</b>      | <b>4-3 W</b>  | <b>22-27-14</b> |
| 64 | 3/6   | CHICAGO                 | 0-4 L         | 22-28-14        |
| 65 | 3/9   | <b>PHOENIX</b>          | <b>4-2 W</b>  | <b>23-28-14</b> |
| 66 | 3/12  | DETROIT                 | 2-0 W         | 24-28-14        |
| 67 | 3/13  | <b>OTTAWA</b>           | <b>3-2 W</b>  | <b>25-28-14</b> |
| 68 | 3/17  | <b>FLORIDA</b>          | <b>4-2 W</b>  | <b>26-28-14</b> |
| 69 | 3/20  | @BOSTON                 | 2-2 T         | 26-28-15        |
| 70 | 3/22  | @ MONTREAL              | 1-1 T         | 26-28-16        |
| 71 | 3/24  | @ <b>TORONTO</b>        | <b>8-5 W</b>  | <b>27-28-16</b> |
| 72 | 3/26  | @ OTTAWA                | 1-1 T         | 27-28-17        |
| 73 | 3/28  | @ EDMONTON              | 2-5 L         | 27-29-17        |
| 74 | 3/31  | COLORADO                | 2-3 L         | 27-30-17        |
| 75 | 4/2   | @ <b>VANCOUVER</b>      | <b>7-0 W</b>  | <b>28-30-17</b> |
| 76 | 4/3   | <b>VANCOUVER</b>        | <b>5-2 W</b>  | <b>29-30-17</b> |
| 77 | 4/6   | @ <b>PHOENIX</b>        | <b>1-0 W</b>  | <b>30-30-17</b> |
| 78 | 4/8   | @ LOS ANGELES           | 2-3 L         | 30-31-17        |
| 79 | 4/9   | @ <b>ANAHEIM</b>        | <b>4-1 W</b>  | <b>31-31-17</b> |
| 80 | 4/12  | EDMONTON                | 4-5 L*        | 31-32-17        |
| 81 | 4/16  | LOS ANGELES             | 0-2 L         | 31-33-17        |
| 82 | 4/17  | ANAHEIM                 | 3-3 T         | 31-33-18        |

\* — OVERTIME



## 1997-98 SEASON REVIEW

## SEASON HIGHLIGHTS

- Set a franchise record for most wins (34).
- Sharks qualify for the Stanley Cup Playoffs after a two-year absence.
- Posted a seven-game unbeaten streak, April 1-6 (4-0-3).
- LW **Jeff Friesen** (63 points) became the youngest NHL player (21 years old) ever to lead his team in scoring.
- Team posts second-highest point total ever (78) (34-38-10).

## MAJOR TRANSACTIONS

- Acquired a first round selection (third overall, D Brad Stuart) and second round selection (29th overall, RW Jonathan Cheechoo) in the 1998 NHL Entry Draft from Nashville in exchange for San Jose's first round selection (second overall) and second round selection (85th overall) in the 1998 NHL Entry Draft.
- Acquired G **Steve Shields** and a fourth round selection in the 1998 NHL Entry Draft from Buffalo Sabres in exchange for G Kay Whitmore, a second round selection in 1998 (from Colorado) and future considerations on June 26, 1998.
- Acquired D **Bryan Marchment** and D **David Shaw** from Tampa Bay in exchange for LW Andrei Nazarov and Tampa Bay's option to swap first round picks in the 1998 NHL Entry Draft on March 24, 1998.
- Acquired C **Mike Ricci** and a second round selection in the 1998 NHL Entry Draft from Colorado in exchange for RW Shean Donovan and a first round selection in the 1998 NHL Entry Draft on Nov. 20, 1997.
- Acquired G **Mike Vernon** from Detroit in exchange for second round draft selections in the 1998 and 1999 NHL Entry Drafts on Aug. 18, 1997.
- Acquired LW **Stephane Matteau** from St. Louis in exchange for C Darren Turcotte on July 25, 1997.
- Acquired LW **Murray Craven** from Chicago in exchange for LW Petri Varis and a sixth round selection in the 1998 NHL Entry Draft on July 24, 1997.

## PACIFIC DIVISION

|                     | GP        | W         | L         | T         | OTL        | GF         | GA        | PTS        |
|---------------------|-----------|-----------|-----------|-----------|------------|------------|-----------|------------|
| COLORADO (2)        | 82        | 39        | 26        | 17        | 231        | 205        | 95        | 579        |
| LOS ANGELES (5)     | 82        | 36        | 33        | 11        | 227        | 225        | 87        | 530        |
| EDMONTON (7)        | 82        | 35        | 37        | 10        | 215        | 224        | 80        | 488        |
| <b>SAN JOSE (8)</b> | <b>82</b> | <b>34</b> | <b>38</b> | <b>10</b> | <b>216</b> | <b>216</b> | <b>78</b> | <b>476</b> |
| CALGARY (11)        | 82        | 26        | 41        | 15        | 217        | 252        | 67        | 409        |
| ANAHEIM (12)        | 82        | 26        | 43        | 13        | 205        | 261        | 65        | 396        |
| VANCOUVER (13)      | 82        | 25        | 43        | 14        | 224        | 273        | 64        | 390        |

## FINAL STATISTICS

| P | NO | PLAYER              | GP    | G  | A  | PTS | PIM |
|---|----|---------------------|-------|----|----|-----|-----|
| L | 39 | JEFF FRIESEN        | 79    | 31 | 32 | 63  | 40  |
| R | 15 | JOHN MACLEAN        | (NJ)  | 26 | 3  | 8   | 11  |
|   |    | (SJ)                | 51    | 13 | 19 | 32  | 28  |
|   |    | (TOTAL)             | 77    | 16 | 27 | 41  | 144 |
| R | 11 | OWEN NOLAN          |       | 75 | 14 | 27  | 41  |
| C | 14 | "PATRICK MARLEAU    |       | 74 | 13 | 19  | 32  |
| D | 2  | BILL HOULDER        |       | 82 | 7  | 25  | 32  |
| L | 19 | "MARCO STURM        |       | 74 | 10 | 20  | 30  |
| L | 37 | STEPHANE MATTEAU    |       | 73 | 15 | 14  | 29  |
| L | 22 | MURRAY CRAVEN       |       | 67 | 12 | 17  | 29  |
| C | 9  | BERNIE NICHOLLS     |       | 60 | 6  | 22  | 28  |
| C | 18 | MIKE RICCI          | (COL) | 6  | 0  | 4   | 2   |
|   |    | (SJ)                | 59    | 9  | 14 | 23  | 30  |
|   |    | (TOTAL)             | 65    | 9  | 18 | 27  | 32  |
| R | 21 | TONY GRANATO        |       | 59 | 16 | 9   | 25  |
| D | 10 | MARCUS RAGNARSSON   |       | 59 | 5  | 20  | 25  |
| R | 17 | JOE MURPHY          | (STL) | 27 | 4  | 9   | 13  |
|   |    | (SJ)                | 10    | 5  | 4  | 9   | 14  |
|   |    | (TOTAL)             | 37    | 9  | 13 | 22  | 36  |
| D | 5  | 8TODD GILL          |       | 64 | 8  | 13  | 21  |
| D | 40 | MIKE RATHJE         |       | 81 | 3  | 12  | 15  |
| D | 20 | "ANDREI ZVUZIN      |       | 56 | 6  | 7   | 13  |
| D | 27 | BRYAN MARCHMENT     | (EDM) | 27 | 0  | 4   | 4   |
|   |    | (TB)                | 22    | 2  | 4  | 6   | 43  |
|   |    | (SJ)                | 12    | 0  | 3  | 3   | 43  |
|   |    | (TOTAL)             | 61    | 2  | 11 | 13  | 144 |
| L | 28 | SHAWN BURR          |       | 42 | 6  | 6   | 12  |
| D | 33 | MARTY MCSORLEY      |       | 56 | 2  | 10  | 12  |
| C | 16 | JARROD SKALDE       | (SJ)  | 22 | 4  | 6   | 10  |
|   |    | (CHI)               | 4     | 0  | 1  | 1   | 2   |
|   |    | (DAL)               | 1     | 0  | 0  | 0   | 0   |
|   |    | (CHI)               | 3     | 0  | 0  | 0   | 2   |
|   |    | (TOTAL)             | 30    | 4  | 7  | 11  | 18  |
| D | 5  | DOUG BODGER         |       | 28 | 4  | 6   | 10  |
| D | 43 | AL IAFRATE          |       | 21 | 2  | 7   | 9   |
| C | 12 | RON SUTTER          |       | 57 | 2  | 7   | 9   |
| L | 26 | DAVE LOWRY          | (FLA) | 7  | 0  | 0   | 0   |
|   |    | (SJ)                | 50    | 4  | 4  | 8   | 51  |
|   |    | (TOTAL)             | 57    | 4  | 4  | 8   | 53  |
| C | 25 | VIKTOR KOZLOV       |       | 18 | 5  | 2   | 7   |
| R | 12 | SHEAN DONOVAN       |       | 20 | 3  | 3   | 6   |
| R | 27 | "ALEXANDER KOROLYUK |       | 19 | 2  | 3   | 5   |
| D | 7  | 8RICHARD BRENNAN    |       | 11 | 1  | 2   | 3   |
| L | 17 | STEPHEN GUOLLA      |       | 7  | 1  | 1   | 2   |
| L | 62 | ANDREI NAZAROV      |       | 40 | 1  | 1   | 2   |
| G | 29 | MIKE VERNON         |       | 62 | 0  | 2   | 24  |
| L | 24 | BARRY POTOMSKI      |       | 9  | 0  | 1   | 1   |
| G | 30 | JASON MUZZATTI      | (NJR) | 6  | 0  | 0   | 0   |
|   |    | (SJ)                | 1     | 0  | 0  | 0   | 0   |
|   |    | (TOTAL)             | 7     | 0  | 0  | 0   | 10  |
| D | 5  | KEN SUTTON          | (NJ)  | 13 | 0  | 0   | 0   |
|   |    | (SJ)                | 8     | 0  | 0  | 0   | 15  |
|   |    | (TOTAL)             | 21    | 0  | 0  | 0   | 21  |
| G | 32 | KELLY HRUDEY        |       | 28 | 0  | 0   | 0   |
| C | 16 | DODY WOOD           |       | 8  | 0  | 0   | 0   |
| L | 34 | NIKLAS ANDERSSON    |       | 5  | 0  | 0   | 0   |

## GOALTENDERS

| NO     | GOALTENDER     | GP | MINS | AVG  | W  | L  | T  | SO | GA  |
|--------|----------------|----|------|------|----|----|----|----|-----|
| 29     | MIKE VERNON    | 62 | 3564 | 2.46 | 30 | 22 | 8  | 5  | 146 |
| 32     | KELLY HRUDEY   | 28 | 1360 | 2.74 | 4  | 16 | 2  | 1  | 62  |
| 30     | JASON MUZZATTI | 1  | 27   | 4.44 | 0  | 0  | 0  | 0  | 6   |
|        |                |    |      |      |    |    |    |    |     |
| TOTALS |                | 91 | 5351 | 2.61 | 34 | 38 | 10 | 6  | 214 |

\* — ROOKIE

&amp; — TRADED

## GAME-BY-GAME RESULTS

| GA | DATE  | OPPONENT                | RESULT       | RECORD          |
|----|-------|-------------------------|--------------|-----------------|
| 1  | 10/1  | EDMONTON                | 3-5 L        | 0-1-0           |
| 2  | 10/4  | <b>CHICAGO</b>          | <b>3-2 W</b> | <b>1-1-0</b>    |
| 3  | 10/7  | OTTAWA                  | 0-1 L        | 1-2-0           |
| 4  | 10/9  | @ COLORADO              | 2-3 L        | 1-3-0           |
| 5  | 10/11 | <b>BOSTON</b>           | <b>5-2 W</b> | <b>2-3-0</b>    |
| 6  | 10/13 | PHILADELPHIA            | 2-3 L*       | 2-4-0           |
| 7  | 10/16 | N.Y. ISLANDERS          | 2-5 L        | 2-5-0           |
| 8  | 10/19 | @ PHOENIX               | 3-5 L        | 2-6-0           |
| 9  | 10/22 | PITTSBURGH              | 2-5 L        | 2-7-0           |
| 10 | 10/25 | @ <b>NEW JERSEY</b>     | <b>4-3 W</b> | <b>3-7-0</b>    |
| 11 | 10/27 | @ <b>N.Y. ISLANDERS</b> | <b>2-1 W</b> | <b>4-7-0</b>    |
| 12 | 10/29 | @ DETROIT               | 3-4 L        | 4-8-0           |
| 13 | 10/31 | @ CHICAGO               | 3-5 L        | 4-9-0           |
| 14 | 11/1  | @ ST. LOUIS             | 0-2 L        | 4-10-0          |
| 15 | 11/4  | TORONTO                 | 0-0 T        | 4-10-1          |
| 16 | 11/7  | MONTREAL                | 3-4 L        | 4-11-1          |
| 17 | 11/8  | <b>TAMPA BAY</b>        | <b>3-1 W</b> | <b>5-11-1</b>   |
| 18 | 11/10 | @ ANAHEIM               | 6-4 W        | 6-11-1          |
| 19 | 11/12 | VANCOUVER               | 2-5 L        | 6-12-1          |
| 20 | 11/13 | @ LOS ANGELES           | 3-6 L        | 6-13-1          |
| 21 | 11/15 | PHOENIX                 | 2-3 L        | 6-14-1          |
| 22 | 11/18 | <b>ANAHEIM</b>          | <b>4-2 W</b> | <b>7-14-1</b>   |
| 23 | 11/20 | @ <b>PHILADELPHIA</b>   | <b>3-0 W</b> | <b>8-14-1</b>   |
| 24 | 11/22 | @ <b>WASHINGTON</b>     | <b>5-2 W</b> | <b>9-14-1</b>   |
| 25 | 11/24 | @ MONTREAL              | 2-2 T        | 9-14-2          |
| 26 | 1/25  | @ TORONTO               | 1-3 L        | 9-15-2          |
| 27 | 1/28  | NEW JERSEY              | 2-4 L        | 9-16-2          |
| 28 | 1/30  | @ EDMONTON              | 1-6 L        | 9-17-2          |
| 29 | 12/1  | @ CALGARY               | 2-3 L*       | 9-18-2          |
| 30 | 12/4  | @ <b>VANCOUVER</b>      | <b>3-2 W</b> | <b>10-18-2</b>  |
| 31 | 12/10 | WASHINGTON              | 3-3 T        | 10-18-3         |
| 32 | 12/12 | @ <b>DALLAS</b>         | <b>1-0 W</b> | <b>11-18-3</b>  |
| 33 | 12/14 | @ <b>CHICAGO</b>        | <b>2-1 W</b> | <b>12-18-3</b>  |
| 34 | 12/16 | <b>DETROIT</b>          | <b>5-1 W</b> | <b>13-18-3</b>  |
| 35 | 12/18 | VANCOUVER               | 0-0 T        | 13-18-4         |
| 36 | 12/21 | @ <b>ANAHEIM</b>        | <b>4-2 W</b> | <b>14-18-4</b>  |
| 37 | 12/26 | PHOENIX                 | 0-4 L        | 14-19-4         |
| 38 | 12/29 | @ TAMPA BAY             | 1-2 L        | 14-20-4         |
| 39 | 12/30 | @ FLORIDA               | 2-2 T        | 14-20-5         |
| 40 | 1/2   | @ <b>DETROIT</b>        | <b>4-1 W</b> | <b>15-20-5</b>  |
| 41 | 1/3   | @ BOSTON                | 0-3 L        | 15-21-5         |
| 42 | 1/6   | ST. LOUIS               | 1-5 L        | 15-22-5         |
| 43 | 1/10  | <b>BUFFALO</b>          | <b>5-2 W</b> | <b>16-22-5</b>  |
| 44 | 1/12  | DALLAS                  | 1-3 L        | 16-23-5         |
| 45 | 1/14  | LOS ANGELES             | 2-4 L        | 16-24-5         |
| 46 | 1/15  | @ COLORADO              | 2-2 T        | 16-24-6         |
| 47 | 1/21  | <b>CALGARY</b>          | <b>7-1 W</b> | <b>17-24-6</b>  |
| 48 | 1/23  | <b>EDMONTON</b>         | <b>3-2 W</b> | <b>18-24-6</b>  |
| 49 | 1/24  | FLORIDA                 | 1-1 T        | 18-24-7         |
| 50 | 1/27  | <b>ANAHEIM</b>          | <b>4-2 W</b> | <b>19-24-7</b>  |
| 51 | 1/29  | CHICAGO                 | 0-3 L        | 19-25-7         |
| 52 | 1/31  | <b>COLORADO</b>         | <b>5-2 W</b> | <b>20-25-7</b>  |
| 53 | 2/2   | N.Y. RANGERS            | 2-3 L        | 20-26-7         |
| 54 | 2/4   | @ <b>EDMONTON</b>       | <b>3-0 W</b> | <b>21-26-7</b>  |
| 55 | 2/5   | @ CALGARY               | 2-4 L        | 21-27-7         |
| 56 | 2/7   | @ VANCOUVER             | 3-6 L        | 21-28-7         |
| 57 | 2/26  | <b>ST. LOUIS</b>        | <b>3-1 W</b> | <b>22-28-7</b>  |
| 58 | 2/28  | @ EDMONTON              | 1-4 L        | 22-29-7         |
| 59 | 3/3   | CAROLINA                | 1-3 L        | 22-30-7         |
| 60 | 3/5   | <b>DETROIT</b>          | <b>5-4 W</b> | <b>23-30-7</b>  |
| 61 | 3/6   | @ <b>ANAHEIM</b>        | <b>3-0 W</b> | <b>24-30-7</b>  |
| 62 | 3/9   | <b>TORONTO</b>          | <b>3-2 W</b> | <b>25-30-7</b>  |
| 63 | 3/11  | @ N.Y. RANGERS          | 3-5 L        | 25-31-7         |
| 64 | 3/12  | @ BUFFALO               | 1-3 L        | 25-32-7         |
| 65 | 3/14  | @ <b>CAROLINA</b>       | <b>2-1 W</b> | <b>26-32-7</b>  |
| 66 | 3/16  | <b>LOS ANGELES</b>      | <b>2-1 W</b> | <b>27-32-7</b>  |
| 67 | 3/18  | DALLAS                  | 1-3 L        | 27-33-7         |
| 68 | 3/21  | COLORADO                | 0-2 L        | 27-34-7         |
| 69 | 3/22  | @ PHOENIX               | 1-3 L        | 27-35-7         |
| 70 | 3/24  | LOS ANGELES             | 3-4 L        | 27-36-7         |
| 71 | 3/26  | @ <b>LOS ANGELES</b>    | <b>5-2 W</b> | <b>28-36-7</b>  |
| 72 | 3/28  | @ <b>DALLAS</b>         | <b>4-1 W</b> | <b>29-36-7</b>  |
| 73 | 3/30  | @ ST. LOUIS             | 2-6 L        | 29-37-7         |
| 74 | 4/1   | @ <b>PITTSBURGH</b>     | <b>3-2 W</b> | <b>30-37-7</b>  |
| 75 | 4/2   | @ OTTAWA                | 3-3 T        | 30-37-8         |
| 76 | 4/4   | @ <b>TORONTO</b>        | <b>5-3 W</b> | <b>31-37-8</b>  |
| 77 | 4/7   | <b>CALGARY</b>          | <b>6-0 W</b> | <b>32-37-8</b>  |
| 78 | 4/9   | <b>ANAHEIM</b>          | <b>4-2 W</b> | <b>33-37-8</b>  |
| 79 | 4/11  | VANCOUVER               | 1-1 T        | 33-37-9         |
| 80 | 4/15  | @ CALGARY               | 3-3 T        | 33-37-10        |
| 81 | 4/16  | @ COLORADO              | 1-4 L        | 33-38-10        |
| 82 | 4/18  | <b>CALGARY</b>          | <b>4-1 W</b> | <b>34-38-10</b> |

\* — OVERTIME



# 1996-97 SEASON REVIEW

## SEASON HIGHLIGHTS

- **C Bernie Nicholls** played in his NHL 1,000th game at St. Louis on Oct. 20.
- **D Todd Gill** named fourth team captain in franchise history on Dec. 3.
- Sharks achieve their 100th consecutive sellout on Dec. 17 as 17,442 see the Sharks play hosts to Toronto.
- The 47th NHL All-Star Game was played at San Jose Arena on Jan. 18. Sharks are represented by RW **Owen Nolan** and LW **Tony Granato**, who was selected as the commissioner's special selection for the Western Conference. Granato is named a starter on the Western Conference squad and Nolan recorded a hat trick.
- **Tony Granato** became the first player in franchise history to win a major postseason NHL award by receiving the Bill Masterton Memorial Trophy on June 21. The trophy is presented annually by the Professional Hockey Writers' Association to "the National Hockey League player who best exemplifies the qualities of perseverance, sportsmanship and dedication to hockey."

## MAJOR TRANSACTIONS

- Acquired **G Ed Belfour** from Chicago in exchange for **G Chris Tetteri**, **RW Ulf Dahlen** and **D Michal Sykora** on Jan. 25, 1997.
- Signed **C Ron Sutter** on Oct. 12, 1996.
- Acquired **D Marty McSorley** from New York Rangers in exchange for **D Jay More**, **C Brian Swanson** and fourth round draft selection in 1998 on Aug. 20, 1996.
- Signed free agent **LW Tony Granato** on Aug. 15, 1996.
- Signed free agent **C Bernie Nicholls** on July 30, 1996.
- Signed free agent **G Kelly Hrudey** on July 18, 1996.
- Acquired Chicago's 1996 first round draft selection (21st overall, **LW Marco Sturm**) in exchange for two 1996 second round draft selections on June 22, 1996.
- Acquired **D Al Iafate** from Boston in exchange for **RW Jeff Odgers** and fifth round draft selection in 1996 on June 21, 1996.
- Acquired **D Todd Gill** from Toronto in exchange for **C Jamie Baker** and fifth round draft selection in 1996 on June 14, 1996.
- **Al Sims** named as head coach on June 6, 1996.

## PACIFIC DIVISION

|                  | GP | W  | L  | T  | OTL | GF  | GA  | PTS |
|------------------|----|----|----|----|-----|-----|-----|-----|
| COLORADO (1)     | 82 | 49 | 24 | 9  | 277 | 205 | 107 | 652 |
| ANAHEIM (4)      | 82 | 36 | 33 | 13 | 245 | 233 | 85  | 518 |
| EDMONTON (7)     | 82 | 36 | 37 | 9  | 252 | 247 | 81  | 494 |
| VANCOUVER (9)    | 82 | 35 | 40 | 7  | 257 | 273 | 77  | 470 |
| CALGARY (10)     | 82 | 32 | 41 | 9  | 214 | 239 | 73  | 445 |
| LOS ANGELES (12) | 82 | 28 | 43 | 11 | 214 | 268 | 67  | 409 |
| SAN JOSE (13)    | 82 | 27 | 47 | 8  | 211 | 278 | 62  | 378 |

## FINAL STATISTICS

| P | NO | PLAYER            | GP    | G  | A  | PTS | PIM |
|---|----|-------------------|-------|----|----|-----|-----|
| R | 11 | OWEN NOLAN        | 72    | 31 | 32 | 63  | 155 |
| C | 39 | JEFF FRIESEN      | 82    | 82 | 28 | 34  | 62  |
| C | 9  | BERNIE NICHOLLS   | 65    | 12 | 33 | 45  | 63  |
| L | 25 | VIKTOR KOZLOV     | 78    | 16 | 25 | 41  | 40  |
| L | 21 | TONY GRANATO      | 76    | 25 | 15 | 40  | 159 |
| C | 8  | DARREN RUCOTTE    | 65    | 16 | 21 | 37  | 16  |
| L | 62 | ANDREI NAZAROV    | 60    | 12 | 15 | 27  | 222 |
| L | 17 | *STEPHEN GIULLA   | 43    | 13 | 8  | 21  | 14  |
| D | 23 | TODD GILL         | 79    | 0  | 21 | 21  | 101 |
| R | 22 | ULF DAHLEN        | 43    | 8  | 11 | 19  | 8   |
| D | 4  | GREG HAWGOOD      | 63    | 6  | 12 | 18  | 69  |
| D | 10 | MARCUS RAGNARSSON | 69    | 3  | 14 | 17  | 63  |
| R | 33 | MARTY MCSORLEY    | 57    | 4  | 12 | 16  | 186 |
| D | 3  | DOUG BODGER       | 81    | 1  | 15 | 16  | 64  |
| R | 42 | SHEAN DONOVAN     | 73    | 9  | 6  | 15  | 42  |
| D | 43 | AL IAFATE         | 38    | 6  | 9  | 15  | 91  |
| C | 12 | RON SUTTER        | 78    | 5  | 7  | 12  | 65  |
| L | 22 | BOB ERREY         | (DET) | 36 | 1  | 2   | 3   |
|   |    | (SJ)              | 30    | 3  | 6  | 9   | 20  |
|   |    | (TOTAL)           | 66    | 4  | 8  | 12  | 47  |
| D | 44 | VLASTIMIL KROUPA  | 35    | 2  | 6  | 8   | 12  |
| D | 40 | MIKE RATHJE       | 31    | 0  | 8  | 8   | 21  |
| D | 6  | MICHAEL SYKORA    | 35    | 2  | 5  | 7   | 59  |
| C | 16 | DODY WOOD         | 44    | 3  | 3  | 6   | 193 |
| L | 7  | VILLE PELTONEN    | 28    | 2  | 3  | 5   | 0   |
| R | 18 | CHRIS TANCILL     | 25    | 4  | 0  | 4   | 8   |
| R | 19 | TIM HUNTER        | 46    | 0  | 4  | 4   | 135 |
| L | 14 | RAY WHITNEY       | 12    | 0  | 2  | 2   | 4   |
| R | 36 | TODD EWEN         | 51    | 0  | 2  | 2   | 162 |
| D | 5  | *JASON WIDMER     | 2     | 0  | 1  | 1   | 0   |
| C | 15 | *ALEXEI YEGOROV   | 2     | 0  | 1  | 1   | 0   |
| C | 28 | IAIN FRASER       | 2     | 0  | 0  | 0   | 2   |
| R | 91 | *JAN CALOUN       | 2     | 0  | 0  | 0   | 0   |
| G | 31 | WADE FLAHERTY     | 7     | 0  | 0  | 0   | 0   |
| D | 26 | CHRIS LIPUMA      | 8     | 0  | 0  | 0   | 22  |
| G | 20 | ED BELFOUR        | (CHI) | 33 | 0  | 0   | 26  |
|   |    | (SJ)              | 13    | 0  | 0  | 0   | 8   |
|   |    | (TOTAL)           | 46    | 0  | 0  | 0   | 34  |
| G | 32 | KELLY HRUDEY      | 48    | 0  | 0  | 0   | 0   |
| G | 30 | CHRIS TETTERI     | 22    | 0  | 0  | 0   | 0   |

## GOALTENDERS

| NO | GOALTENDER       | GP | MIN  | AVG  | W  | L  | T | SO | GA  |
|----|------------------|----|------|------|----|----|---|----|-----|
| 30 | CHRIS TETTERI    | 22 | 1200 | 2.75 | 6  | 10 | 3 | 0  | 55  |
| 32 | KELLY HRUDEY     | 48 | 2631 | 3.19 | 16 | 24 | 5 | 0  | 140 |
| 20 | ED BELFOUR (CHI) | 33 | 1966 | 2.69 | 11 | 15 | 6 | 1  | 88  |
|    | (SJ)             | 13 | 757  | 3.41 | 3  | 9  | 0 | 1  | 43  |
|    | (TOTAL)          | 46 | 2723 | 2.89 | 14 | 24 | 6 | 1  | 131 |
| 31 | WADE FLAHERTY    | 7  | 359  | 1.58 | 2  | 4  | 0 | 0  | 31  |
|    | TOTALS           | 82 | 4970 | 3.36 | 27 | 47 | 8 | 1  | 278 |

\* - ROOKIE

## GAME-BY-GAME RESULTS

| GA | DATE  | OPPONENT       | RESULT         | RECORD  |
|----|-------|----------------|----------------|---------|
| 1  | 10/5  | NY ISLANDERS   | 2-2 T          | 0-0-1   |
| 2  | 10/6  | @ LOS ANGELES  | 7-6 W*         | 1-0-1   |
| 3  | 10/8  | @ COLORADO     | 0-6 L          | 1-1-1   |
| 4  | 10/10 | @ PHOENIX      | 1-4 L          | 1-2-1   |
| 5  | 10/12 | BOSTON         | 3-5 L          | 1-3-1   |
| 6  | 10/16 | FLORIDA        | 3-3 T          | 1-3-2   |
| 7  | 10/18 | @ ANAHEIM      | 4-1 W          | 2-3-2   |
| 8  | 10/20 | @ ST. LOUIS    | 3-2 W          | 3-3-2   |
| 9  | 10/22 | @ TORONTO      | 3-4 L          | 3-4-2   |
| 10 | 10/24 | @ NEW JERSEY   | 1-3 L          | 3-5-2   |
| 11 | 0/26  | @ NY ISLANDERS | 2-2 T          | 3-5-3   |
| 12 | 10/27 | @ CHICAGO      | 6-2 W          | 4-5-3   |
| 13 | 10/30 | CALGARY        | 3-1 W          | 5-5-3   |
| 14 | 11/1  | @ ANAHEIM      | 3-4 L          | 5-6-3   |
| 15 | 11/2  | MONTREAL       | 4-3 W*         | 6-6-3   |
| 16 | 11/6  | COLORADO       | 1-4 L          | 6-7-3   |
| 17 | 11/8  | DALLAS         | 3-1 W          | 7-7-3   |
| 18 | 11/12 | HARTFORD       | 3-4 L          | 7-8-3   |
| 19 | 11/15 | @ DETROIT      | 1-5 L          | 7-9-3   |
| 20 | 11/16 | @ PHILADELPHIA | 2-2 T          | 7-9-4   |
| 21 | 11/18 | @ BOSTON       | 2-4 L          | 7-10-4  |
| 22 | 11/21 | DETROIT        | 1-6 L          | 7-11-4  |
| 23 | 11/23 | ANAHEIM        | 0-3 L          | 7-12-4  |
| 24 | 11/27 | CHICAGO        | 3-2 W          | 8-12-4  |
| 25 | 11/29 | EDMONTON       | 2-4 L          | 8-13-4  |
| 26 | 12/1  | @ ST. LOUIS    | 4-3 W          | 9-13-4  |
| 27 | 12/4  | @ DALLAS       | 2-1 W          | 10-13-4 |
| 28 | 12/7  | TAMPA BAY      | 3-4 L          | 10-14-4 |
| 29 | 12/11 | WASHINGTON     | 3-2 W          | 11-14-4 |
| 30 | 12/13 | PITTSBURGH     | 0-4 L          | 11-15-4 |
| 31 | 12/17 | TORONTO        | 3-6 L          | 11-16-4 |
| 32 | 12/20 | @ WASHINGTON   | 2-3 L          | 11-17-4 |
| 33 | 12/21 | @ PITTSBURGH   | 1-3 L          | 11-18-4 |
| 34 | 12/23 | @ DALLAS       | 2-1 W          | 12-18-4 |
| 35 | 12/26 | VANCOUVER      | 6-1 W          | 13-18-4 |
| 36 | 12/28 | @ EDMONTON     | 3-5 L          | 13-19-4 |
| ** | 12/29 | @ VANCOUVER    | PPS TO 1/20/97 |         |
| 37 | 12/31 | @ CALGARY      | 5-1 W          | 14-19-4 |
| 38 | 1/2   | PHILADELPHIA   | 1-4 L          | 14-20-4 |
| 39 | 1/4   | CALGARY        | 3-4 L          | 14-21-4 |
| 40 | 1/7   | BUFFALO        | 1-2 L          | 14-21-5 |
| 41 | 1/9   | ST. LOUIS      | 3-4 L          | 14-22-5 |
| 42 | 1/11  | @ EDMONTON     | 2-1 W          | 15-22-5 |
| 43 | 1/13  | PHOENIX        | 5-4 W          | 16-22-5 |
| 44 | 1/20  | @ VANCOUVER    | 1-6 L          | 16-23-5 |
| 45 | 1/22  | LOS ANGELES    | 7-2 W          | 17-23-5 |
| 46 | 1/24  | NEW JERSEY     | 1-3 L          | 17-24-5 |
| 47 | 1/27  | @ VANCOUVER    | 2-5 L          | 17-25-5 |
| 48 | 1/29  | @ EDMONTON     | 1-3 L          | 17-26-5 |
| 49 | 1/30  | @ CALGARY      | 6-3 W          | 18-26-5 |
| 50 | 2/1   | COLORADO       | 2-1 W          | 19-26-5 |
| 51 | 2/3   | CHICAGO        | 2-4 L          | 19-27-5 |
| 52 | 2/5   | LOS ANGELES    | 3-2 W          | 20-27-5 |
| 53 | 2/8   | @ OTTAWA       | 3-3 T          | 20-27-6 |
| 54 | 2/10  | @ MONTREAL     | 2-4 L          | 20-28-6 |
| 55 | 2/12  | @ DETROIT      | 1-7 L          | 20-29-6 |
| 56 | 2/13  | @ CHICAGO      | 3-7 L          | 20-30-6 |
| 57 | 2/16  | @ BUFFALO      | 2-6 L          | 20-31-6 |
| 58 | 2/18  | DALLAS         | 3-1 W          | 21-31-6 |
| 59 | 2/20  | VANCOUVER      | 1-6 L          | 21-31-6 |
| 60 | 2/23  | @ TAMPA BAY    | 3-4 L          | 21-32-6 |
| 61 | 2/25  | @ FLORIDA      | 2-2 T          | 21-32-7 |
| 62 | 2/28  | @ HARTFORD     | 3-2 W          | 22-32-7 |
| 63 | 3/1   | @ TORONTO      | 2-3 L          | 22-33-7 |
| 64 | 3/3   | @ NY RANGERS   | 4-5 L*         | 22-34-7 |
| 65 | 3/6   | OTTAWA         | 2-0 W          | 23-35-7 |
| 66 | 3/9   | NY RANGERS     | 1-2 L          | 23-36-7 |
| 67 | 3/11  | ST. LOUIS      | 3-4 L          | 23-37-7 |
| 68 | 3/14  | PHOENIX        | 1-4 L          | 23-38-7 |
| 69 | 3/15  | DETROIT        | 4-7 L          | 23-39-7 |
| 70 | 3/19  | @ CALGARY      | 2-4 L          | 23-40-7 |
| 71 | 3/20  | @ VANCOUVER    | 2-1 W          | 24-40-7 |
| 72 | 3/22  | @ LOS ANGELES  | 1-2 L          | 24-41-7 |
| 73 | 3/24  | EDMONTON       | 1-5 L          | 24-42-7 |
| 74 | 3/26  | TORONTO        | 1-2 L          | 24-43-7 |
| 75 | 3/28  | EDMONTON       | 4-3 W          | 25-43-7 |
| 76 | 4/1   | @ PHOENIX      | 1-7 L          | 25-44-7 |
| 77 | 4/2   | ANAHEIM        | 5-5 T          | 25-44-8 |
| 78 | 4/4   | COLORADO       | 7-6 W*         | 26-44-8 |
| 79 | 4/7   | VANCOUVER      | 2-3 L          | 26-45-8 |
| 80 | 4/9   | @ COLORADO     | 4-1 W          | 27-45-8 |
| 81 | 4/11  | ANAHEIM        | 3-4 L          | 27-46-8 |
| 82 | 4/12  | @ LOS ANGELES  | 1-4 L          | 27-47-8 |

\* - OVERTIME



## 1995-96 SEASON REVIEW

## SEASON HIGHLIGHTS

- **RW Owen Nolan** represented the Sharks at the 1995-96 NHL All-Star Game in Boston on Jan. 20, 1996.
- Rookie **C Alexei Yegorov** became the first Sharks player to record a hat trick in the first game which he has ever scored a goal, accomplishing the feat in Calgary on Feb. 20, 1996.
- On the third goal of his hat trick on Feb. 20, **Yegorov** also posted the 1,000th goal in Sharks history, assisted by **LW Viktor Kozlov** and Nolan.
- **D Marcus Ragnarsson** was a leading candidate for the Calder Memorial Trophy, presented annually to the NHL's top rookie.
- Sharks sold out all 41 home games.
- Owner **George Gund** received the prestigious Lester Patrick Trophy, awarded for outstanding service and contributions to hockey in the United States. Gund was one of three (Milt Schmidt and Ken Morrow) who were honored on May 1, 1996.

## MAJOR TRANSACTIONS

- Acquired **C Darren Turcotte** and a second round selection in the 1996 NHL Entry Draft from Winnipeg in exchange for **C Craig Janney**, March 18, 1996.
- Acquired a second and fourth round selection in the 1996 NHL Entry Draft from Florida in exchange for **RW Ray Sheppard**, March 16, 1996.
- Named **Jim Wiley** head coach and announced dismissal of Head Coach Kevin Constantine, Dec. 2, 1995.
- Acquired **D Doug Bodger** from Buffalo in exchange for **LW Vaclav Varada**, rights to **RW Martin Spahnel**, Philadelphia's fourth round pick in 1996 NHL Entry Draft and one of Philadelphia's two first round selections in the 1996 NHL Entry Draft, Nov. 16, 1995.
- Acquired one of Philadelphia's two first round selections in 1996 NHL Entry Draft, Philadelphia's fourth round pick in 1996 NHL Entry Draft and rights to **RW Martin Spahnel** in exchange for **RW Pat Falloon**, Nov. 16, 1995.
- Acquired **RW Owen Nolan** from Colorado in exchange for **D Sandis Ozolinsh**, Oct. 26, 1995.
- Acquired **RW Ray Sheppard** from Detroit in exchange for **C Igor Larionov**, Oct. 24, 1995.

## PACIFIC DIVISION

|                      | GP        | W         | L         | T        | GF         | GA         | PTS       | P/PCT       |
|----------------------|-----------|-----------|-----------|----------|------------|------------|-----------|-------------|
| COLORADO (2)         | 82        | 47        | 25        | 10       | 326        | 240        | 104       | .634        |
| CALGARY (6)          | 82        | 34        | 37        | 11       | 241        | 249        | 79        | .482        |
| VANCOUVER (7)        | 82        | 32        | 35        | 15       | 278        | 278        | 79        | .482        |
| ANAHEIM (9)          | 82        | 35        | 39        | 8        | 234        | 247        | 78        | .476        |
| EDMONTON (10)        | 82        | 30        | 44        | 8        | 240        | 304        | 68        | .415        |
| LOS ANGELES (12)     | 82        | 24        | 40        | 18       | 256        | 302        | 66        | .402        |
| <b>SAN JOSE (13)</b> | <b>82</b> | <b>20</b> | <b>55</b> | <b>7</b> | <b>252</b> | <b>357</b> | <b>47</b> | <b>.287</b> |

## FINAL STATISTICS

| P   | NO | PLAYER                | GP | G  | A  | PTS | PIM |
|-----|----|-----------------------|----|----|----|-----|-----|
| R   | 11 | OWEN NOLAN (COL)      | 9  | 4  | 4  | 8   | 9   |
|     |    | (SJ)                  | 72 | 29 | 32 | 61  | 137 |
|     |    | (TOTAL)               | 81 | 33 | 36 | 69  | 146 |
| C   | 29 | CRAIG JANNEY          | 71 | 13 | 49 | 62  | 26  |
| L   | 39 | JEFF FRIESE           | 79 | 15 | 31 | 46  | 42  |
| R   | 26 | RAY SHEPPARD          | 51 | 27 | 19 | 46  | 10  |
| C   | 9  | DARREN TURCOTTE (WPG) | 59 | 16 | 16 | 32  | 26  |
|     |    | (SJ)                  | 9  | 6  | 5  | 11  | 4   |
|     |    | (TOTAL)               | 68 | 22 | 21 | 43  | 30  |
| R/L | 8  | KEVIN MILLER          | 68 | 22 | 20 | 42  | 41  |
| L/C | 14 | RAY WHITNEY           | 60 | 17 | 24 | 41  | 16  |
| D   | 33 | MARCUS RAGNARSSON     | 71 | 8  | 31 | 39  | 42  |
| C   | 13 | JAMIE BAKER           | 77 | 16 | 17 | 33  | 79  |
| R   | 22 | ULF DAHLEN            | 56 | 16 | 12 | 28  | 27  |
| D   | 3  | DOUG BODGER (BUF)     | 19 | 0  | 5  | 5   | 18  |
|     |    | (SJ)                  | 57 | 4  | 19 | 23  | 50  |
|     |    | (TOTAL)               | 73 | 4  | 24 | 28  | 68  |
| R   | 18 | CHRIS TANCILL         | 45 | 7  | 16 | 23  | 20  |
| R   | 42 | SHEAN DONOVAN         | 74 | 13 | 8  | 21  | 39  |
| D   | 38 | MICHAEL SYKORA        | 79 | 4  | 16 | 20  | 54  |
| D   | 34 | YVES RACINE (MTL)     | 25 | 0  | 3  | 3   | 26  |
|     |    | (SJ)                  | 32 | 1  | 16 | 17  | 28  |
|     |    | (TOTAL)               | 57 | 1  | 19 | 20  | 54  |
| L   | 25 | VIKTOR KOZLOV         | 62 | 6  | 13 | 19  | 6   |
| R   | 36 | JEFF ODDERS           | 78 | 12 | 4  | 16  | 192 |
| L   | 23 | ANDREI NAZAROV        | 42 | 7  | 7  | 14  | 62  |
| L   | 37 | VILLE PELTONEN        | 31 | 2  | 11 | 13  | 14  |
| R   | 43 | JAN CALOUN            | 11 | 8  | 3  | 11  | 0   |
| C   | 16 | DODDY WOOD            | 32 | 3  | 6  | 9   | 138 |
| D   | 4  | JAY MORE              | 74 | 2  | 7  | 8   | 147 |
| D   | 44 | VLASTIMIL KROUPA      | 27 | 1  | 7  | 8   | 18  |
| D   | 2  | JIM KYTE              | 57 | 1  | 7  | 8   | 146 |
| D   | 40 | MIKE RATHJE           | 27 | 0  | 7  | 7   | 14  |
| C   | 48 | ALEXEI YEGOROV        | 9  | 3  | 2  | 5   | 2   |
| D   | 41 | TOM PEDERSON          | 60 | 1  | 4  | 5   | 40  |
| G   | 30 | CHRIS TERRERI (NJ)    | 4  | 0  | 0  | 0   | 4   |
|     |    | (SJ)                  | 46 | 0  | 5  | 5   | 4   |
|     |    | (TOTAL)               | 50 | 0  | 5  | 5   | 4   |
| R   | 21 | DAVE BROWN            | 37 | 3  | 1  | 4   | 46  |
| D   | 6  | SANDIS OZOLINSH       | 7  | 1  | 3  | 4   | 4   |
| R   | 17 | PAT FALLOON           | 9  | 3  | 1  | 3   | 4   |
| C   | 8  | IGOR LARIONOV         | 4  | 1  | 1  | 2   | 0   |
| D   | 28 | SERGEI BAUTIN         | 1  | 0  | 0  | 0   | 2   |
| G   | 29 | GEOFF SARJEANT        | 4  | 0  | 0  | 0   | 2   |
| G   | 32 | ARTURS IRBE           | 22 | 0  | 0  | 0   | 2   |
| G   | 31 | WADE FLAHERTY         | 24 | 0  | 0  | 0   | 0   |

## GOALTENDERS

| NO | GOALTENDER         | GP        | MINS        | AVG         | W         | L         | T        | SO       | GA         |
|----|--------------------|-----------|-------------|-------------|-----------|-----------|----------|----------|------------|
| 30 | CHRIS TERRERI (SJ) | 46        | 2516        | 3.70        | 13        | 29        | 1        | 0        | 155        |
|    | (NJ)               | 4         | 210         | 2.57        | 3         | 0         | 0        | 0        | 9          |
|    | (TTL)              | 50        | 2726        | 3.61        | 16        | 29        | 1        | 0        | 164        |
| 32 | ARTURS IRBE        | 22        | 1112        | 4.59        | 4         | 12        | 4        | 0        | 85         |
| 31 | WADE FLAHERTY      | 24        | 1137        | 4.85        | 3         | 12        | 1        | 0        | 92         |
| 29 | GEOFF SARJEANT     | 4         | 171         | 4.91        | 0         | 2         | 1        | 0        | 140        |
|    | <b>TOTALS</b>      | <b>82</b> | <b>4959</b> | <b>4.32</b> | <b>20</b> | <b>55</b> | <b>7</b> | <b>0</b> | <b>357</b> |

\* — ROOKIE

## GAME-BY-GAME RESULTS

| GA | DATE  | OPPONENT         | RESULT | RECORD  |
|----|-------|------------------|--------|---------|
| 1  | 10/7  | CHICAGO          | 3-4 L  | 0-1-0   |
| 2  | 10/12 | BOSTON           | 6-6 T  | 0-1-1   |
| 3  | 10/14 | VANCOUVER        | 6-7 L  | 0-2-1   |
| 4  | 10/17 | @ TORONTO        | 2-7 L  | 0-3-1   |
| 5  | 10/19 | @ WINNIPEG       | 3-3 T  | 0-3-2   |
| 6  | 10/22 | @ EDMONTON       | 11-1 T | 0-3-3   |
| 7  | 10/25 | WINNIPEG         | 1-6 L  | 0-4-3   |
| 8  | 10/28 | DALLAS           | 3-4 L  | 0-5-3   |
| 91 | 0/30  | @ VANCOUVER      | 3-4 L  | 0-6-3   |
| 10 | 10/31 | N.Y. RANGERS     | 3-5 L  | 0-7-3   |
| 11 | 11/2  | NEW JERSEY       | 3-3 T  | 0-7-4   |
| 12 | 11/4  | ST. LOUIS        | 7-3 W  | 1-7-4   |
| 13 | 11/7  | @ HARTFORD       | 3-7 L  | 1-8-4   |
| 14 | 11/8  | @ BUFFALO        | 2-7 L  | 1-9-4   |
| 15 | 11/10 | PITTSBURGH       | 1-9 L  | 1-10-4  |
| 16 | 11/11 | DETROIT          | 2-5 L  | 1-11-4  |
| 17 | 11/14 | N.Y. ISLANDERS   | 3-5 L  | 1-12-4  |
| 18 | 11/16 | @ ST. LOUIS      | 1-3 L  | 1-13-4  |
| 19 | 11/17 | @ DALLAS         | 1-2 L  | 1-14-4  |
| 20 | 11/19 | @ CHICAGO        | 3-2 W  | 2-14-4  |
| 21 | 11/21 | @ WASHINGTON     | 2-3 L  | 2-15-4  |
| 22 | 11/22 | @ DETROIT        | 2-5 L  | 2-16-4  |
| 23 | 11/25 | VANCOUVER        | 7-2 W  | 3-16-4  |
| 24 | 11/29 | CALGARY          | 3-5 L  | 3-17-4  |
| 25 | 12/1  | @ VANCOUVER      | 2-7 L  | 3-18-4  |
| 26 | 12/2  | WASHINGTON       | 5-3 W  | 4-18-4  |
| 27 | 12/5  | @ COLORADO       | 2-12 L | 4-19-4  |
| 28 | 12/7  | WINNIPEG         | 5-3 W  | 5-19-4  |
| 29 | 12/9  | EDMONTON         | 2-4 L  | 5-20-4  |
| 30 | 12/12 | OTTAWA           | 2-1 W  | 6-20-4  |
| 31 | 12/14 | TORONTO          | 1-4 L  | 6-21-4  |
| 32 | 12/16 | @ ST. LOUIS      | 2-3 L  | 6-22-4  |
| 33 | 12/17 | @ DALLAS         | 2-4 L  | 6-23-4  |
| 34 | 12/19 | @ ANAHEIM        | 7-4 W  | 7-23-4  |
| 35 | 12/22 | LOS ANGELES      | 4-3 W  | 8-23-4  |
| 36 | 12/26 | COLORADO         | 1-5 L  | 8-24-4  |
| 37 | 12/29 | @ ANAHEIM        | 2-4 L  | 8-25-4  |
| 38 | 1/3   | PHILADELPHIA     | 1-3 L  | 8-26-4  |
| 39 | 1/5   | LOS ANGELES      | 2-5 L  | 8-27-4  |
| 40 | 1/6   | @ LOS ANGELES    | 5-7 L  | 8-28-4  |
| 41 | 1/8   | FLORIDA          | 2-5 L  | 8-29-4  |
| 42 | 1/10  | @ N.Y. RANGERS   | 4-7 L  | 8-30-4  |
| 43 | 1/11  | @ NEW JERSEY     | 2-1 W  | 9-30-4  |
| 44 | 1/13  | @ PITTSBURGH     | 10-8 W | 10-30-4 |
| 45 | 1/16  | @ FLORIDA        | 1-4 L  | 10-31-4 |
| 46 | 1/17  | @ TAMPA BAY      | 4-6 L  | 10-32-4 |
| 47 | 1/24  | @ DETROIT        | 2-4 L  | 10-33-4 |
| 48 | 1/25  | @ CHICAGO        | 1-2 L  | 10-34-4 |
| 49 | 1/27  | COLORADO         | 3-4 L* | 10-35-4 |
| 50 | 1/30  | HARTFORD         | 8-2 W  | 11-35-4 |
| 51 | 2/1   | LOS ANGELES      | 6-6 T  | 11-35-5 |
| 52 | 2/3   | CHICAGO          | 1-4 L  | 11-36-5 |
| 53 | 2/5   | TORONTO          | 6-4 W  | 12-36-5 |
| 54 | 2/10  | @ LOS ANGELES    | 6-1 W  | 13-36-5 |
| 55 | 2/12  | @ MONTREAL       | 0-3 L  | 13-37-5 |
| 56 | 2/14  | @ TORONTO        | 3-4 L  | 13-38-5 |
| 57 | 2/15  | @ OTTAWA         | 2-2 T  | 13-38-6 |
| 58 | 2/17  | @ N.Y. ISLANDERS | 2-4 L  | 13-39-6 |
| 59 | 2/20  | @ CALGARY        | 3-5 L  | 13-40-6 |
| 60 | 2/23  | @ VANCOUVER      | 1-3 L  | 13-41-6 |
| 61 | 2/25  | @ ANAHEIM        | 3-4 L  | 13-42-6 |
| 62 | 2/26  | MONTREAL         | 7-4 W  | 14-42-6 |
| 63 | 3/1   | TAMPA BAY        | 3-7 L  | 14-43-6 |
| 64 | 3/3   | CALGARY          | 1-5 L  | 14-44-6 |
| 65 | 3/5   | @ COLORADO       | 5-3 W  | 15-44-6 |
| 66 | 3/6   | DALLAS           | 1-2 L  | 15-45-6 |
| 67 | 3/8   | @ EDMONTON       | 2-4 L  | 15-46-6 |
| 68 | 3/10  | BUFFALO          | 6-4 W  | 16-46-6 |
| 69 | 3/13  | EDMONTON         | 3-8 L  | 16-47-6 |
| 70 | 3/15  | ST. LOUIS        | 2-4 L  | 16-48-6 |
| 71 | 3/17  | @ PHILADELPHIA   | 2-8 L  | 16-49-6 |
| 72 | 3/18  | @ BOSTON         | 3-3 T  | 16-49-7 |
| 73 | 3/20  | @ WINNIPEG       | 7-1 W  | 17-49-7 |
| 74 | 3/22  | @ CALGARY        | 2-1 W* | 18-49-7 |
| 75 | 3/28  | COLORADO         | 3-8 L  | 18-50-7 |
| 76 | 3/31  | ANAHEIM          | 2-4 L  | 18-51-7 |
| 77 | 4/2   | DETROIT          | 6-3 W  | 19-51-7 |
| 78 | 4/4   | EDMONTON         | 5-3 W  | 20-51-7 |
| 79 | 4/6   | @ COLORADO       | 1-5 L  | 20-52-7 |
| 80 | 4/7   | ANAHEIM          | 3-5 L  | 20-53-7 |
| 81 | 4/10  | @ LOS ANGELES    | 2-6 L  | 20-54-7 |
| 82 | 4/12  | CALGARY          | 0-6 L  | 20-55-7 |

\* — OVERTIME



# 1994-95 SEASON REVIEW

## SEASON HIGHLIGHTS

- NHL season postponed from October 1994-January 1995 due to labor strife.
- San Jose opened the shortened season by winning five of their first six games.
- Sharks qualified for the playoffs as the Western Conference's No. 7 seed. They advanced to the Western Conference Semifinals for the second consecutive season after stunning Calgary in a dramatic double overtime Game Seven thriller.

## MAJOR TRANSACTIONS

- Acquired a 1995 sixth round selection from Florida in exchange for LW Gaetan Duchesne, April 7, 1995.
- Acquired RW **Kevin Miller** from St. Louis in exchange for C Todd Elik, March 30, 1995.
- Acquired C **Craig Janney** and other considerations from St. Louis in exchange for D Jeff Norton, a fourth round selection in 1997 and future considerations, March 6, 1995.
- Acquired a 1998 fifth round selection and future considerations from Florida in exchange for LW Johan Garpenlov, March 3, 1995.
- Acquired a 1995 fifth round selection from Detroit in exchange for LW Bob Errey, Feb. 27, 1995.
- Acquired a 1997 fourth round selection from Chicago in exchange for G Jimmy Waite, Feb. 6, 1995.

## PACIFIC DIVISION

|                     | GP        | W         | L         | T        | GF         | GA         | PTS       | P/PCT       |
|---------------------|-----------|-----------|-----------|----------|------------|------------|-----------|-------------|
| CALGARY (3)         | 48        | 24        | 17        | 7        | 163        | 135        | 55        | .573        |
| VANCOUVER (6)       | 48        | 18        | 18        | 12       | 153        | 148        | 48        | .500        |
| <b>SAN JOSE (7)</b> | <b>48</b> | <b>19</b> | <b>25</b> | <b>4</b> | <b>129</b> | <b>161</b> | <b>42</b> | <b>.438</b> |
| LOS ANGELES (9)     | 48        | 16        | 23        | 9        | 142        | 174        | 41        | .427        |
| EDMONTON (11)       | 48        | 17        | 27        | 4        | 136        | 183        | 38        | .396        |
| ANAHEIM (12)        | 48        | 16        | 27        | 5        | 125        | 164        | 37        | .385        |

## FINAL STATISTICS

| P | NO | PLAYER              | GP       | G  | A  | PTS | PIM |
|---|----|---------------------|----------|----|----|-----|-----|
| R | 22 | ULF DAHLEN          | 46       | 11 | 23 | 34  | 11  |
| C | 15 | CRAIG JANNEY        | (STL) 8  | 2  | 5  | 7   | 0   |
|   |    | (SJ) 27             | 5        | 15 | 20 | 10  |     |
|   |    | (TOTAL) 35          | 7        | 20 | 27 | 10  |     |
| L | 39 | *JEFF FRIESEN       | 48       | 15 | 10 | 25  | 14  |
| C | 14 | RAY WHITNEY         | 39       | 13 | 12 | 25  | 14  |
| D | 6  | SANDIS OZOLINSH     | 48       | 9  | 16 | 25  | 30  |
| R | 24 | SERGEI MAKAROV      | 43       | 10 | 14 | 24  | 40  |
| C | 7  | IGOR LARIONOV       | 33       | 4  | 20 | 24  | 14  |
| R | 8  | KEVIN MILLER        | (STL) 15 | 2  | 5  | 7   | 0   |
|   |    | (SJ) 21             | 6        | 7  | 13 | 13  |     |
|   |    | (TOTAL) 36          | 8        | 12 | 20 | 13  |     |
| R | 17 | PAT FALLOON         | 46       | 12 | 7  | 19  | 25  |
| C | 27 | TODD ELIK           | 22       | 7  | 10 | 17  | 18  |
| D | 41 | TOM PEDERSON        | 47       | 5  | 11 | 16  | 31  |
| R | 18 | CHRIS TANCILL       | 26       | 3  | 11 | 14  | 10  |
| C | 13 | JAMIE BAKER         | 43       | 7  | 4  | 11  | 22  |
| D | 8  | JEFF NORTON         | 20       | 1  | 9  | 10  | 39  |
| D | 40 | MIKE RATHJE         | 42       | 2  | 7  | 9   | 29  |
| L | 11 | GAETAN DUCHESNE     | 33       | 2  | 7  | 9   | 16  |
| L | 23 | *ANDREI NAZAROV     | 26       | 3  | 5  | 8   | 94  |
| R | 36 | JEFF ODGERS         | 48       | 4  | 3  | 7   | 117 |
| D | 2  | JIM KYTE            | 18       | 2  | 5  | 7   | 33  |
| D | 4  | JAY MORE            | 45       | 0  | 6  | 6   | 71  |
| D | 3  | ILYA BYAKIN         | 13       | 0  | 5  | 5   | 14  |
| D | 38 | *MICHAL SYKORA      | 16       | 0  | 4  | 4   | 10  |
| L | 12 | BOB ERREY           | 13       | 2  | 2  | 4   | 27  |
| C | 9  | VYACHESLAV BUTSAYEV | 6        | 2  | 0  | 2   | 0   |
| L | 47 | *VIKTOR KOZLOV      | 16       | 2  | 0  | 2   | 2   |
| C | 16 | *DODY WOOD          | 9        | 1  | 1  | 2   | 29  |
| D | 26 | VLASTIMIL KROUPA    | 14       | 0  | 2  | 2   | 16  |
| D | 44 | SHAWN CRONIN        | 29       | 0  | 2  | 2   | 61  |
| L | 10 | JOHAN GARPENLOV     | 13       | 1  | 1  | 2   | 2   |
| G | 31 | WADE FLAHERTY       | 18       | 0  | 1  | 1   | 0   |
| R | 42 | *SHEAN DONOVAN      | 14       | 0  | 0  | 0   | 6   |
| G | 32 | ARTURS IRBE         | 38       | 0  | 0  | 0   | 4   |

## GOALTENDERS

| NO | GOALTENDER    | GP        | MINS        | AVG         | W         | L         | T        | SO       | GA         |
|----|---------------|-----------|-------------|-------------|-----------|-----------|----------|----------|------------|
| 31 | WADE FLAHERTY | 18        | 852         | 3.10        | 5         | 6         | 1        | 1        | 44         |
| 32 | ARTURS IRBE   | 38        | 2043        | 3.26        | 14        | 19        | 3        | 4        | 111        |
|    | <b>TOTALS</b> | <b>48</b> | <b>2904</b> | <b>3.33</b> | <b>19</b> | <b>25</b> | <b>4</b> | <b>5</b> | <b>161</b> |

\* — ROOKIE

## GAME-BY-GAME RESULTS

| GA | DATE | OPPONENT                    | RESULT | RECORD  |
|----|------|-----------------------------|--------|---------|
| 1  | 1/20 | ST. LOUIS                   | 2-5 L  | 0-1-0   |
| 2  | 1/21 | TORONTO                     | 3-2 W  | 1-1-0   |
| 3  | 1/25 | WINNIPEG                    | 4-0 W  | 2-1-0   |
| 4  | 1/28 | DALLAS                      | 3-2 W  | 3-1-0   |
| 5  | 1/30 | CHICAGO                     | 2-1 W  | 4-1-0   |
| 6  | 2/2  | @ DALLAS                    | 2-1 W  | 5-1-0   |
| 7  | 2/4  | @ WINNIPEG                  | 3-3 T  | 5-1-1   |
| 8  | 2/6  | @ TORONTO                   | 3-7 L  | 5-2-1   |
| 9  | 2/7  | @ DETROIT                   | 0-6 L  | 5-3-1   |
| 10 | 2/10 | @ EDMONTON                  | 1-5 L  | 5-4-1   |
| 11 | 2/11 | @ VANCOUVER                 | 1-1 T  | 5-4-2   |
| 12 | 2/15 | VANCOUVER                   | 3-1 W  | 6-4-2   |
| 13 | 2/17 | @ LOS ANGELES               | 2-0 W  | 7-4-2   |
| 14 | 2/18 | ANAHEIM                     | 3-6 L  | 7-5-2   |
| 15 | 2/20 | @ CHICAGO                   | 2-3 L  | 7-6-2   |
| 16 | 2/22 | @ ST. LOUIS                 | 3-4 L  | 7-7-2   |
| 17 | 2/24 | CALGARY                     | 0-3 L  | 7-8-2   |
| 18 | 2/26 | VANCOUVER                   | 1-5 L  | 7-9-2   |
| 19 | 2/28 | @ VANCOUVER                 | 4-3 W  | 8-9-2   |
| 20 | 3/2  | @ TORONTO                   | 4-3 W  | 9-9-2   |
| 21 | 3/4  | @ WINNIPEG                  | 2-4 L  | 9-10-2  |
| 22 | 3/8  | EDMONTON                    | 2-5 L  | 9-11-2  |
| -- | 3/10 | DETROIT POSTPONED TO 4/5/95 |        |         |
| 23 | 3/15 | TORONTO                     | 1-2 L  | 9-12-2  |
| 24 | 3/17 | @ EDMONTON                  | 3-5 L  | 9-13-2  |
| 25 | 3/19 | @ CALGARY                   | 5-3 W  | 10-13-2 |
| 26 | 3/21 | CHICAGO                     | 3-7 L  | 10-14-2 |
| 27 | 3/23 | ANAHEIM                     | 3-6 L  | 10-15-2 |
| 28 | 3/25 | @ LOS ANGELES               | 3-1 W  | 11-15-2 |
| 29 | 3/26 | LOS ANGELES                 | 3-7 L  | 11-16-2 |
| 30 | 3/28 | WINNIPEG                    | 6-5 W* | 12-16-2 |
| 31 | 3/31 | @ ST. LOUIS                 | 1-4 L  | 12-17-2 |
| 32 | 4/2  | @ ANAHEIM                   | 4-5 L  | 12-18-2 |
| 33 | 4/5  | DETROIT                     | 3-5 L  | 12-19-2 |
| 34 | 4/7  | EDMONTON                    | 5-0 W  | 13-19-2 |
| 35 | 4/9  | @ EDMONTON                  | 5-2 W  | 14-19-2 |
| 36 | 4/10 | @ CALGARY                   | 3-8 L  | 14-20-2 |
| 37 | 4/12 | @ CHICAGO                   | 3-2 W  | 15-20-2 |
| 38 | 4/13 | @ DETROIT                   | 0-3 L  | 15-21-2 |
| 39 | 4/16 | LOS ANGELES                 | 2-0 W  | 16-21-2 |
| 40 | 4/17 | @ ANAHEIM                   | 0-3 L  | 16-22-2 |
| 41 | 4/19 | @ DALLAS                    | 5-5 T  | 16-23-3 |
| 42 | 4/23 | DETROIT                     | 1-5 L  | 16-23-3 |
| 43 | 4/25 | CALGARY                     | 2-3 L  | 16-24-3 |
| 44 | 4/26 | @ ANAHEIM                   | 5-2 W  | 17-24-3 |
| 45 | 4/28 | LOS ANGELES                 | 4-0 W  | 18-24-3 |
| 46 | 4/30 | ST. LOUIS                   | 3-4 L  | 18-25-3 |
| 47 | 5/1  | DALLAS                      | 3-1 W  | 19-25-3 |
| 48 | 5/3  | VANCOUVER                   | 3-3 T  | 19-25-4 |

\* — OVERTIME



## 1993-94 SEASON REVIEW

## SEASON HIGHLIGHTS

- Sharks finished 33-35-16 (82 points) and make first playoff appearance in club history. This marks the greatest single-season turnaround in NHL history — 58 points better than 1992-93's output of 24 points (11-71-2).
- G **Arturs Irbe** and D **Sandis Ozolins** participated in the NHL All-Star Game at New York's Madison Square Garden.
- Team recorded nine-game unbeaten streak (7-0-2).
- Rookie Head Coach **Kevin Constantine** finishes second in voting for Jack Adams Award (NHL Coach of the Year).
- Irbe** sets NHL record for most minutes played in a season (4,412).
- Team upsets first-seed Detroit in opening round of Stanley Cup Playoffs before falling to Toronto in seven games.
- RW **Sergei Makarov** becomes the first 30-goal scorer in franchise history.

## MAJOR TRANSACTIONS

- Acquired D **Jeff Norton** from N.Y. Islanders in exchange for 1994 a third round draft pick on June 20, 1993.
- Acquired LW **Gaetan Duchesne** from Dallas in exchange for 1994 a sixth round draft pick on June 20, 1993.
- Acquired RW **Ulf Dahlen** from Dallas in exchange for D Doug Zmolek and D Mike Lalor on March 19, 1994.
- Acquired C **Todd Elik** off waivers from Edmonton on Oct. 26, 1993.
- Signed free agents C **Jamie Baker** on Aug. 18, 1993 and LW **Bob Errey** on Aug. 17, 1993.

## PACIFIC DIVISION

|                     | GP        | W         | L         | T         | GF         | GA         | PTS       |
|---------------------|-----------|-----------|-----------|-----------|------------|------------|-----------|
| CALGARY (4)         | 84        | 42        | 29        | 13        | 302        | 256        | 97        |
| VANCOUVER (7)       | 84        | 41        | 40        | 3         | 279        | 276        | 85        |
| <b>SAN JOSE (8)</b> | <b>84</b> | <b>33</b> | <b>35</b> | <b>16</b> | <b>252</b> | <b>265</b> | <b>82</b> |
| ANAHEIM (9)         | 84        | 33        | 46        | 5         | 229        | 251        | 71        |
| LOS ANGELES (10)    | 84        | 27        | 45        | 12        | 294        | 322        | 66        |
| EDMONTON (11)       | 84        | 25        | 45        | 14        | 261        | 305        | 64        |

## FINAL STATISTICS

| P | NO | PLAYER            | GP | G  | A  | PTS | PIM |
|---|----|-------------------|----|----|----|-----|-----|
| R | 22 | ULF DAHLEN (DAL)  | 65 | 19 | 38 | 57  | 10  |
|   |    | (SJ)              | 13 | 6  | 6  | 12  | 0   |
|   |    | (TOTAL)           | 78 | 25 | 44 | 69  | 10  |
| R | 24 | SERGEI MAKAROV    | 80 | 30 | 38 | 68  | 78  |
| C | 27 | TODD ELIK (EDM)   | 4  | 0  | 0  | 0   | 6   |
|   |    | (SJ)              | 75 | 25 | 41 | 66  | 89  |
|   |    | (TOTAL)           | 79 | 25 | 41 | 66  | 95  |
| D | 6  | SANDIS OZOLINS    | 81 | 26 | 38 | 64  | 24  |
| C | 7  | IGOR LARIONOV     | 60 | 18 | 38 | 56  | 40  |
| R | 17 | PAT FALLOON       | 83 | 22 | 31 | 53  | 18  |
| L | 10 | JOHAN GARPENLOV   | 80 | 18 | 35 | 53  | 28  |
| L | 14 | RAY WHITNEY       | 61 | 14 | 26 | 40  | 14  |
| D | 8  | JEFF NORTON       | 64 | 7  | 33 | 40  | 36  |
| R | 37 | ROB GAUDREAU      | 84 | 15 | 20 | 35  | 28  |
| L | 12 | BOB ERREY         | 64 | 12 | 18 | 30  | 126 |
| L | 11 | GAETAN DUCHESNE   | 84 | 12 | 18 | 30  | 28  |
| D | 41 | TOM PEDERSON      | 74 | 6  | 19 | 25  | 31  |
| C | 9  | V. BOTSAYEV (PHI) | 47 | 12 | 9  | 21  | 58  |
|   |    | (SJ)              | 12 | 0  | 2  | 2   | 10  |
|   |    | (TOTAL)           | 59 | 12 | 11 | 23  | 68  |
| R | 36 | JEFF ODGERS       | 81 | 13 | 8  | 21  | 222 |
| C | 13 | JAMIE BAKER       | 65 | 12 | 5  | 17  | 38  |
| D | 40 | *MIKE RATHJE      | 47 | 1  | 9  | 10  | 59  |
| C | 33 | DALE CRAIGWELL    | 58 | 3  | 6  | 9   | 16  |
| D | 4  | JAY MORE          | 49 | 1  | 6  | 7   | 63  |
| D | 38 | *MICHAL SYKORA    | 22 | 1  | 4  | 5   | 14  |
| L | 50 | JAROSLAV OTEVREL  | 9  | 3  | 2  | 5   | 2   |
| C | 47 | MIKE SULLIVAN     | 26 | 2  | 2  | 4   | 4   |
| D | 19 | DOUG ZMOLEK       | 68 | 0  | 4  | 4   | 122 |
| C | 20 | KIP MILLER        | 11 | 2  | 2  | 4   | 6   |
| D | 26 | *VLASTIMIL KROUPA | 27 | 1  | 3  | 4   | 20  |
| D | 2  | ROB ZETTLER       | 42 | 0  | 3  | 3   | 65  |
| D | 44 | SHAWN CRONIN      | 34 | 0  | 2  | 2   | 76  |
| G | 32 | ARTURS IRBE       | 74 | 0  | 2  | 2   | 16  |
| D | 5  | MIKE LALOR        | 23 | 0  | 2  | 2   | 8   |
| C | 43 | JEFF MCLEAN       | 6  | 1  | 0  | 1   | 0   |
| C | 9  | GARY EMMONS       | 3  | 1  | 0  | 1   | 0   |
| C | 27 | DAVE CAPUANO      | 4  | 0  | 1  | 1   | 0   |
| L | 23 | *ANDREI NAZAROV   | 1  | 0  | 0  | 0   | 0   |
| L | 25 | DAVE MALEY        | 19 | 0  | 0  | 0   | 30  |
| R | 15 | DAVID BRUCE       | 2  | 0  | 0  | 0   | 0   |
| G | 29 | JIM WAITE         | 15 | 0  | 0  | 0   | 6   |

## GOALTENDERS

| NO            | GOALTENDER  | GP          | MINS        | AVG       | W         | L         | T        | SO         | GA  |
|---------------|-------------|-------------|-------------|-----------|-----------|-----------|----------|------------|-----|
| 32            | ARTURS IRBE | 74          | 4412        | 2.84      | 30        | 28        | 16       | 3          | 209 |
| 29            | JIMMY WAITE | 15          | 697         | 4.30      | 3         | 7         | 0        | 0          | 50  |
| <b>TOTALS</b> | <b>84</b>   | <b>5125</b> | <b>3.10</b> | <b>33</b> | <b>35</b> | <b>16</b> | <b>3</b> | <b>265</b> |     |

\* — ROOKIE

## GAME-BY-GAME RESULTS

| GA        | DATE         | OPPONENT               | RESULT        | RECORD          |
|-----------|--------------|------------------------|---------------|-----------------|
| 1         | 10/06        | @ EDMONTON             | 2-3 L         | 0-1-0           |
| 2         | 10/07        | @ CALGARY              | 2-6 L         | 0-2-0           |
| 3         | 10/10        | @ LOS ANGELES          | 2-5 L         | 0-3-0           |
| 4         | 10/14        | CALGARY                | 1-2 L         | 0-4-0           |
| 5         | 10/16        | BOSTON                 | 1-1 T         | 0-4-1           |
| 6         | 10/19        | ST. LOUIS              | 1-4 L         | 0-5-1           |
| 7         | 10/21        | @ ST. LOUIS (@ SAC)    | 2-5 L         | 0-6-1           |
| 8         | 10/23        | VANCOUVER              | 4-6 L         | 0-7-1           |
| 9         | 10/24        | @ VANCOUVER            | 2-3 L         | 0-8-1           |
| <b>10</b> | <b>10/26</b> | <b>EDMONTON</b>        | <b>3-1 W</b>  | <b>1-8-1</b>    |
| <b>11</b> | <b>10/28</b> | <b>ANAHEIM</b>         | <b>4-3 W</b>  | <b>2-8-1</b>    |
| 12        | 10/30        | WASHINGTON             | 2-4 L         | 2-9-1           |
| <b>13</b> | <b>10/31</b> | <b>@ ANAHEIM</b>       | <b>2-1 W*</b> | <b>3-9-1</b>    |
| 14        | 11/2         | PITTSBURGH             | 3-3 T         | 3-9-2           |
| <b>15</b> | <b>11/5</b>  | <b>DALLAS</b>          | <b>4-2 W</b>  | <b>4-9-2</b>    |
| 16        | 11/7         | NEW JERSEY             | 1-2 L         | 4-10-2          |
| 17        | 11/9         | TORONTO                | 2-2 T         | 4-10-3          |
| 18        | 11/11        | @ DALLAS               | 0-4 L         | 4-11-3          |
| <b>19</b> | <b>11/13</b> | <b>@ NEW JERSEY</b>    | <b>4-2 W</b>  | <b>5-11-3</b>   |
| 20        | 11/14        | @ N.Y. RANGERS         | 3-3 T         | 5-11-4          |
| <b>21</b> | <b>11/16</b> | <b>@ WASHINGTON</b>    | <b>2-1 W</b>  | <b>6-11-4</b>   |
| 22        | 11/18        | @ BOSTON               | 1-3 L         | 6-12-4          |
| <b>23</b> | <b>11/20</b> | <b>@ HARTFORD</b>      | <b>3-2 W</b>  | <b>7-12-4</b>   |
| 24        | 11/21        | @ BUFFALO              | 5-6 L         | 7-13-4          |
| <b>25</b> | <b>11/23</b> | <b>DETROIT</b>         | <b>6-4 W</b>  | <b>8-13-4</b>   |
| <b>26</b> | <b>11/26</b> | <b>@ ANAHEIM</b>       | <b>4-3 W</b>  | <b>9-13-4</b>   |
| <b>27</b> | <b>11/27</b> | <b>ANAHEIM</b>         | <b>1-0 W</b>  | <b>10-13-4</b>  |
| 28        | 12/3         | WINNIPEG               | 3-3 T         | 10-13-5         |
| <b>29</b> | <b>12/5</b>  | <b>FLORIDA</b>         | <b>2-1 W</b>  | <b>11-13-5</b>  |
| 30        | 12/7         | TAMPA BAY              | 1-3 L         | 11-14-5         |
| 31        | 12/11        | @ DETROIT              | 3-5 L         | 11-15-5         |
| 32        | 12/12        | @ CHICAGO              | 1-2 L         | 11-16-5         |
| 33        | 12/15        | ST. LOUIS              | 1-3 L         | 11-17-5         |
| 34        | 12/17        | @ EDMONTON             | 2-4 L         | 11-18-5         |
| 35        | 12/19        | @ QUEBEC               | 5-7 L         | 11-19-5         |
| 36        | 12/22        | @ TORONTO              | 2-2 T         | 11-19-6         |
| 37        | 12/23        | @ CHICAGO              | 3-5 L         | 11-20-6         |
| 38        | 12/28        | CALGARY                | 3-3 T         | 11-20-7         |
| <b>39</b> | <b>12/31</b> | <b>@ VANCOUVER</b>     | <b>3-2 W</b>  | <b>12-20-7</b>  |
| 40        | 1/2/94       | @ EDMONTON             | 4-4 T         | 12-20-8         |
| 41        | 1/4          | MONTREAL               | 2-2 T         | 12-20-9         |
| 42        | 1/6          | DETROIT                | 3-10 L        | 12-21-9         |
| 43        | 1/11         | LOS ANGELES            | 2-2 T         | 12-21-10        |
| <b>44</b> | <b>1/12</b>  | <b>@ ANAHEIM</b>       | <b>5-2 W</b>  | <b>13-21-10</b> |
| <b>45</b> | <b>1/15</b>  | <b>HARTFORD</b>        | <b>8-2 W</b>  | <b>14-21-10</b> |
| <b>46</b> | <b>1/17</b>  | <b>CALGARY</b>         | <b>3-2 W</b>  | <b>15-21-10</b> |
| 47        | 1/25         | N.Y. RANGERS           | 3-8 L         | 15-22-10        |
| 48        | 1/28         | @ FLORIDA              | 3-3 T         | 15-22-11        |
| <b>49</b> | <b>1/29</b>  | <b>@ TAMPA BAY</b>     | <b>2-1 W</b>  | <b>16-22-11</b> |
| 50        | 2/1          | @ N.Y. ISLANDERS       | 4-5 L         | 16-23-11        |
| <b>51</b> | <b>2/3</b>   | <b>@ PHILADELPHIA</b>  | <b>3-2 W*</b> | <b>17-23-11</b> |
| 52        | 2/5          | @ ST. LOUIS            | 3-4 L         | 17-24-11        |
| <b>53</b> | <b>2/6</b>   | <b>@ DALLAS</b>        | <b>7-1 W</b>  | <b>18-24-11</b> |
| <b>54</b> | <b>2/8</b>   | <b>CHICAGO (@ SAC)</b> | <b>4-3 W</b>  | <b>19-24-11</b> |
| <b>55</b> | <b>2/11</b>  | <b>CHICAGO</b>         | <b>4-3 W</b>  | <b>20-24-11</b> |
| <b>56</b> | <b>2/13</b>  | <b>CHICAGO</b>         | <b>1-0 W</b>  | <b>21-24-11</b> |
| 57        | 2/15         | PHILADELPHIA           | 4-6 L         | 21-25-11        |
| 58        | 2/17         | QUEBEC                 | 2-8 L         | 21-26-11        |
| <b>59</b> | <b>2/19</b>  | <b>LOS ANGELES</b>     | <b>4-3 W</b>  | <b>22-26-11</b> |
| 60        | 2/21         | DALLAS                 | 3-6 L         | 22-27-11        |
| 61        | 2/23         | @ MONTREAL             | 1-3 L         | 22-28-11        |
| 62        | 2/24         | @ OTTAWA               | 4-6 L         | 22-29-11        |
| 63        | 2/26         | @ DETROIT              | 0-2 L         | 22-30-11        |
| 64        | 2/28         | @ WINNIPEG             | 3-3 T         | 22-30-12        |
| <b>65</b> | <b>3/3</b>   | <b>EDMONTON</b>        | <b>4-2 W</b>  | <b>23-30-12</b> |
| <b>66</b> | <b>3/6</b>   | <b>ANAHEIM</b>         | <b>6-0 W</b>  | <b>24-30-12</b> |
| 67        | 3/8          | BUFFALO                | 4-4 T         | 24-30-13        |
| <b>68</b> | <b>3/10</b>  | <b>N.Y. ISLANDERS</b>  | <b>4-3 W</b>  | <b>25-30-13</b> |
| 69        | 3/12         | @ CALGARY              | 0-2 L         | 25-31-13        |
| 70        | 3/17         | OTTAWA                 | 1-2 L         | 25-32-13        |
| 71        | 3/19         | @ LOS ANGELES          | 1-2 L         | 25-33-13        |
| 72        | 3/20         | LOS ANGELES            | 6-6 T         | 25-33-14        |
| 73        | 3/22         | @ PITTSBURGH           | 2-2 T         | 25-33-15        |
| <b>74</b> | <b>3/24</b>  | <b>@ TORONTO</b>       | <b>2-1 W</b>  | <b>26-33-15</b> |
| <b>75</b> | <b>3/25</b>  | <b>@ WINNIPEG</b>      | <b>8-3 W</b>  | <b>27-33-15</b> |
| <b>76</b> | <b>3/27</b>  | <b>@ ST. LOUIS</b>     | <b>4-3 W</b>  | <b>28-33-15</b> |
| <b>77</b> | <b>3/29</b>  | <b>WINNIPEG</b>        | <b>9-4 W</b>  | <b>29-33-15</b> |
| <b>78</b> | <b>3/31</b>  | <b>TORONTO</b>         | <b>5-3 W</b>  | <b>30-33-15</b> |
| <b>79</b> | <b>4/2</b>   | <b>VANCOUVER</b>       | <b>7-4 W</b>  | <b>31-33-15</b> |
| <b>80</b> | <b>4/5</b>   | <b>@ LOS ANGELES</b>   | <b>2-1 W</b>  | <b>32-33-15</b> |
| 81        | 4/7          | @ VANCOUVER            | 2-3 L         | 32-34-15        |
| 82        | 4/8          | @ CALGARY              | 2-5 L         | 32-35-15        |
| <b>83</b> | <b>4/10</b>  | <b>VANCOUVER</b>       | <b>3-1 W</b>  | <b>33-35-15</b> |
| 84        | 4/13         | EDMONTON               | 2-2 T         | 33-35-16        |

\* — OVERTIME



# 1992-93 SEASON REVIEW

## SEASON HIGHLIGHTS

- **G Arturs Irbe** records first shutout in team history. He blanks the Kings, 6-0, at the Cow Palace on Nov. 17.
- **RW Rob Gaudreau** scores 19 points (14-5=19) from Dec. 3-29 and is named NHL's December Rookie of the Month — the Sharks first League-wide award.
- **Gaudreau** recorded the first Sharks hat trick on Dec. 3 vs. Hartford.
- **C Kelly Kisio** represented San Jose at the NHL All-Star Game in Montreal, posting a goal and an assist for the Campbell Conference team.
- Sharks tied the NHL record for most consecutive losses (17) from Jan. 4 through Feb. 12.
- Sharks played last regular season game at the Cow Palace on April 10 vs. Los Angeles before moving to San Jose Arena for 1993-94.
- Sharks finished the season 11-71-2, establishing NHL record for most losses in single season.

## MAJOR TRANSACTIONS

- Acquired LW **Michel Picard** from Hartford in exchange for future considerations on Oct. 9, 1992.
- Traded LW **Yvon Corriveau** to Hartford in exchange for future considerations originally acquired in Oct. 9, 1992 deal with Whalers (LW **Michel Picard**) on Jan. 21, 1993.
- Acquired LW **Yvon Corriveau** from Washington and C **Igor Larionov** from Vancouver in NHL Waiver Draft on Oct. 4, 1992.

## SMYTHE DIVISION

|                 | GP        | W         | L         | T        | GF         | GA         | PTS       |
|-----------------|-----------|-----------|-----------|----------|------------|------------|-----------|
| VANCOUVER       | 84        | 46        | 29        | 9        | 346        | 278        | 101       |
| CALGARY         | 84        | 43        | 30        | 11       | 322        | 282        | 97        |
| LOS ANGELES     | 84        | 39        | 35        | 10       | 338        | 340        | 88        |
| WINNIPEG        | 84        | 40        | 37        | 7        | 322        | 320        | 87        |
| EDMONTON        | 84        | 26        | 50        | 8        | 242        | 337        | 60        |
| <b>SAN JOSE</b> | <b>84</b> | <b>11</b> | <b>71</b> | <b>2</b> | <b>218</b> | <b>414</b> | <b>24</b> |

## FINAL STATISTICS

| P | NO | PLAYER              | GP    | G  | A  | PTS | PIM |
|---|----|---------------------|-------|----|----|-----|-----|
| C | 11 | KELLY KISIO         | 78    | 26 | 52 | 78  | 90  |
| L | 10 | JOHAN GARPENLOV     | 79    | 22 | 44 | 66  | 56  |
| R | 37 | *ROB GAUDREAU       | 59    | 23 | 20 | 43  | 18  |
| C | 12 | DEAN EVASON         | 84    | 12 | 19 | 31  | 132 |
| R | 17 | PAT FALLOON         | 41    | 14 | 14 | 28  | 12  |
| R | 36 | JEFF ODGERS         | 66    | 12 | 15 | 27  | 253 |
| D | 6  | *SANDIS OZOLINS     | 37    | 7  | 16 | 23  | 40  |
| R | 39 | *ED COURTENAY       | 39    | 7  | 13 | 20  | 10  |
| D | 41 | *TOM PEDERSON       | 44    | 7  | 13 | 20  | 31  |
| L | 24 | DOUG WILSON         | 42    | 3  | 17 | 20  | 40  |
| L | 18 | MARK PEDERSON       | (PHI) | 14 | 3  | 4   | 7   |
|   |    | (SJ)                | 27    | 7  | 3  | 10  | 22  |
|   |    | (TOTAL)             | 41    | 10 | 7  | 17  | 28  |
| L | 20 | JOHN CARTER         | 55    | 7  | 9  | 16  | 81  |
| D | 19 | *DOUG ZMOLEK        | 84    | 5  | 10 | 15  | 229 |
| C | 47 | MIKE SULLIVAN       | 81    | 6  | 8  | 14  | 30  |
| D | 3  | DAVID WILLIAMS      | 40    | 1  | 11 | 12  | 49  |
| D | 4  | JAY MORE            | 73    | 5  | 6  | 11  | 179 |
| C | 14 | *RAY WHITNEY        | 26    | 4  | 6  | 10  | 4   |
| C | 9  | BRIAN LAWTON        | 21    | 2  | 8  | 10  | 12  |
| L | 11 | YVON CORRIVEAU      | 20    | 3  | 7  | 10  | 0   |
| L | 14 | DAVE SNUGGERUD      | 25    | 4  | 5  | 9   | 14  |
| L | 25 | DAVID MALEY         | (EDM) | 13 | 1  | 2   | 29  |
|   |    | (SJ)                | 43    | 1  | 6  | 7   | 126 |
|   |    | (TOTAL)             | 56    | 2  | 7  | 9   | 155 |
| C | 27 | HUBIE MCDONOUGH     | 30    | 6  | 2  | 8   | 6   |
| D | 21 | PETER AHOLA         | (LA)  | 8  | 1  | 1   | 2   |
|   |    | (PIT)               | 22    | 0  | 1  | 1   | 14  |
|   |    | (SJ)                | 20    | 2  | 3  | 5   | 16  |
|   |    | (TOTAL)             | 50    | 3  | 5  | 8   | 36  |
| L | 8  | LARRY DEPALMA       | 20    | 2  | 6  | 8   | 41  |
| D | 5  | NEIL WILKINSON      | 59    | 1  | 7  | 8   | 96  |
| D | 26 | PETRI SKRIKO        | 17    | 4  | 3  | 7   | 6   |
| C | 16 | PERRY BEREZAN       | 28    | 3  | 4  | 7   | 28  |
| L | 28 | *J-FRANCOIS QUINTIN | 14    | 2  | 5  | 7   | 4   |
| D | 2  | ROB ZETTLER         | 80    | 0  | 7  | 7   | 150 |
| R | 26 | ROBIN BAWA          | 42    | 5  | 0  | 5   | 47  |
| R | 22 | LYNDON BYERS        | 18    | 4  | 1  | 5   | 122 |
| L | 15 | DAVID BRUCE         | 17    | 2  | 3  | 5   | 33  |
| L | 44 | MICHEL PICARD       | 25    | 4  | 0  | 4   | 24  |
| C | 33 | DALE CRAIGWELL      | 8     | 3  | 1  | 4   | 4   |
| C | 9  | JON MORRIS          | (NJ)  | 2  | 0  | 0   | 0   |
|   |    | (SJ)                | 13    | 0  | 3  | 3   | 6   |
|   |    | (TOTAL)             | 15    | 0  | 3  | 3   | 6   |
| C | 45 | *DODY WOOD          | 13    | 1  | 1  | 2   | 71  |
| L | 42 | *JAROSLAV OTRVEL    | 7     | 0  | 2  | 2   | 0   |
| D | 29 | DEAN KOLSTAD        | 10    | 0  | 2  | 2   | 12  |
| C | 40 | *MARK BEAUFAIT      | 5     | 1  | 0  | 1   | 0   |
| D | 45 | *CLAUDIO SCREMIN    | 4     | 0  | 1  | 1   | 4   |
| D | 38 | PAT MACLEOD         | 13    | 0  | 1  | 1   | 10  |
| G | 1  | BRIAN HAYWARD       | 18    | 0  | 1  | 1   | 2   |
| G | 30 | JEFF HACKETT        | 36    | 0  | 1  | 1   | 4   |
| G | 31 | *WADE FLAHERTY      | 1     | 0  | 0  | 0   | 0   |
| R | 7  | MIKHAIL KRAVETS     | 1     | 0  | 0  | 0   | 0   |
| G | 32 | *ARTURS IRBE        | 36    | 0  | 0  | 0   | 10  |

## GOALTENDERS

| NO            | GOALTENDER    | GP        | MINS        | AVG         | W         | L         | T        | SO       | GA         |
|---------------|---------------|-----------|-------------|-------------|-----------|-----------|----------|----------|------------|
| 32            | *ARTURS IRBE  | 36        | 2074        | 4.11        | 0         | 26        | 0        | 0        | 142        |
| 31*           | WADE FLAHERTY | 1         | 60          | 5.00        | 0         | 1         | 0        | 0        | 2          |
| 30            | JEFF HACKETT  | 36        | 2000        | 5.28        | 2         | 30        | 1        | 0        | 176        |
| 1             | BRIAN HAYWARD | 18        | 930         | 5.55        | 2         | 14        | 1        | 0        | 86         |
| <b>TOTALS</b> |               | <b>84</b> | <b>5077</b> | <b>4.89</b> | <b>11</b> | <b>71</b> | <b>2</b> | <b>1</b> | <b>414</b> |

\* - ROOKIE

## GAME-BY-GAME RESULTS

| GA | DATE  | OPPONENT          | RESULT | RECORD  |
|----|-------|-------------------|--------|---------|
| 1  | 10/8  | WINNIPEG          | 4-3 W* | 1-0-0   |
| 2  | 10/10 | DETROIT           | 3-6 L  | 1-1-0   |
| 3  | 10/12 | @ LOS ANGELES     | 1-2 L  | 1-2-0   |
| 4  | 10/15 | BOSTON            | 2-8 L  | 1-3-0   |
| 5  | 10/17 | CALGARY           | 2-6 L  | 1-4-0   |
| 6  | 10/21 | @ MONTREAL        | 4-8 L  | 1-5-0   |
| 7  | 10/23 | @ BUFFALO         | 4-5 L  | 1-6-0   |
| 8  | 10/24 | @ TORONTO         | 1-5 L  | 1-7-0   |
| 9  | 10/26 | @ ST. LOUIS       | 1-4 L  | 1-8-0   |
| 10 | 10/28 | @ DETROIT         | 3-4 L  | 1-9-0   |
| 11 | 10/30 | @ TAMPA BAY       | 2-1 W  | 2-9-0   |
| 12 | 11/1  | @ CHICAGO         | 4-4 T  | 2-9-1   |
| 13 | 11/5  | BUFFALO           | 7-5 W  | 3-9-1   |
| 14 | 11/7  | NEW JERSEY        | 1-6 L  | 3-10-1  |
| 15 | 11/8  | LOS ANGELES       | 4-11 L | 3-11-1  |
| 16 | 11/10 | @ VANCOUVER       | 2-6 L  | 3-12-1  |
| 17 | 11/12 | EDMONTON          | 3-4 L  | 3-13-1  |
| 18 | 11/14 | VANCOUVER         | 2-5 L  | 3-14-1  |
| 19 | 11/17 | LOS ANGELES       | 6-0 W  | 4-14-1  |
| 20 | 11/19 | TORONTO           | 0-2 L  | 4-15-1  |
| 21 | 11/21 | CHICAGO           | 1-2 L  | 4-16-1  |
| 22 | 11/25 | @ CALGARY         | 4-3 W* | 5-16-1  |
| 23 | 11/27 | @ WINNIPEG        | 2-3 L* | 5-17-1  |
| 24 | 11/28 | @ MINNESOTA       | 3-10 L | 5-18-1  |
| 25 | 12/1  | EDMONTON          | 1-3 L  | 5-19-1  |
| 26 | 12/3  | HARTFORD          | 5-7 L  | 5-20-1  |
| 27 | 12/5  | PITTSBURGH        | 4-9 L  | 5-21-1  |
| 28 | 12/9  | @ VANCOUVER       | 3-8 L  | 5-22-1  |
| 29 | 12/10 | ST. LOUIS         | 2-3 L  | 5-23-1  |
| 30 | 12/12 | QUEBEC            | 7-8 L* | 5-24-1  |
| 31 | 12/16 | TAMPA BAY         | 4-5 L* | 5-25-1  |
| 32 | 12/18 | @ VANCOUVER       | 1-8 L  | 5-26-1  |
| 33 | 12/19 | VANCOUVER         | 3-6 L  | 5-27-1  |
| 34 | 12/21 | @ WINNIPEG        | 4-5 L  | 5-28-1  |
| 35 | 12/23 | @ EDMONTON        | 2-4 L  | 5-29-1  |
| 36 | 12/26 | LOS ANGELES       | 7-2 W  | 6-29-1  |
| 37 | 12/29 | @ VANCOUVER       | 5-7 L  | 6-30-1  |
| 38 | 12/30 | PHILADELPHIA      | 2-6 L  | 6-31-1  |
| 39 | 1/2   | VANCOUVER         | 2-2 T  | 6-31-2  |
| 40 | 1/4   | @ MONTREAL (@SAC) | 1-4 L  | 6-32-2  |
| 41 | 1/5   | MONTREAL          | 1-2 L  | 6-33-2  |
| 42 | 1/8   | @ TORONTO         | 1-5 L  | 6-34-2  |
| 43 | 1/10  | @ OTTAWA          | 2-3 L  | 6-35-2  |
| 44 | 1/12  | @ WINNIPEG        | 1-4 L  | 6-36-2  |
| 45 | 1/15  | @ DETROIT         | 3-6 L  | 6-37-2  |
| 46 | 1/16  | @ QUEBEC          | 1-4 L  | 6-38-2  |
| 47 | 1/18  | @ BOSTON          | 3-4 L  | 6-39-2  |
| 48 | 1/21  | @ HARTFORD        | 2-4 L  | 6-40-2  |
| 49 | 1/23  | @ TAMPA BAY       | 1-5 L  | 6-41-2  |
| 50 | 1/26  | @ LOS ANGELES     | 1-7 L  | 6-42-2  |
| 51 | 1/29  | CHICAGO           | 2-4 L  | 6-43-2  |
| 52 | 1/30  | CALGARY           | 4-5 L  | 6-44-2  |
| 53 | 2/1   | TAMPA BAY         | 4-5 L  | 6-45-2  |
| 54 | 2/3   | MINNESOTA         | 3-7 L  | 6-46-2  |
| 55 | 2/10  | @ CALGARY         | 1-13 L | 6-47-2  |
| 56 | 2/12  | @ EDMONTON        | 0-6 L  | 6-48-2  |
| 57 | 2/14  | @ WINNIPEG        | 3-2 W  | 7-48-2  |
| 58 | 2/16  | WASHINGTON        | 3-4 L  | 7-49-2  |
| 59 | 2/18  | WINNIPEG          | 5-3 W  | 8-49-2  |
| 60 | 2/20  | N.Y. RANGERS      | 4-6 L  | 8-50-2  |
| 61 | 2/22  | NYR (@SAC)        | 0-4 L  | 8-51-2  |
| 62 | 2/23  | CALGARY           | 3-6 L  | 8-52-2  |
| 63 | 2/25  | TORONTO           | 0-5 L  | 8-53-2  |
| 64 | 2/27  | @ CALGARY         | 4-5 L  | 8-54-2  |
| 65 | 2/28  | @ EDMONTON        | 1-4 L  | 8-55-2  |
| 66 | 3/2   | OTTAWA            | 3-2 W  | 9-55-2  |
| 67 | 3/7   | EDMONTON          | 6-3 W  | 10-55-2 |
| 68 | 3/9   | @ MINNESOTA       | 2-4 L  | 10-56-2 |
| 69 | 3/11  | @ ST. LOUIS       | 2-5 L  | 10-57-2 |
| 70 | 3/14  | DETROIT           | 1-4 L  | 10-58-2 |
| 71 | 3/16  | N.Y. ISLANDERS    | 0-6 L  | 10-59-2 |
| 72 | 3/19  | @ N.Y. RANGERS    | 1-8 L  | 10-60-2 |
| 73 | 3/21  | @ WASHINGTON      | 3-5 L  | 10-61-2 |
| 74 | 3/23  | @ PITTSBURGH      | 2-7 L  | 10-62-2 |
| 75 | 3/25  | @ PHILADELPHIA    | 1-0 L  | 10-63-2 |
| 76 | 3/27  | @ N.Y. ISLANDERS  | 2-7 L  | 10-64-2 |
| 77 | 3/29  | @ NEW JERSEY      | 0-5 L  | 10-65-2 |
| 78 | 4/1   | WINNIPEG          | 5-9 L  | 10-66-2 |
| 79 | 4/3   | CALGARY           | 2-3 L* | 10-67-2 |
| 80 | 4/4   | CALGARY           | 3-4 L  | 10-68-2 |
| 81 | 4/6   | EDMONTON          | 5-2 W  | 11-68-2 |
| 82 | 4/8   | @ LOS ANGELES     | 1-2 L  | 11-69-2 |
| 83 | 4/10  | @ LOS ANGELES     | 2-3 L* | 11-70-2 |
| 84 | 4/15  | @ CALGARY         | 3-7 L  | 11-71-2 |

\* - OVERTIME





## 1991-92 SEASON REVIEW

## SEASON HIGHLIGHTS

- Sharks record first-ever franchise victory in a 4-3 decision vs. Calgary on Oct. 8. **Kelly Kisio** scored game-winner.
- Sharks record first road victory on Nov. 30 with 2-1 win at Calgary.
- D Doug Wilson** becomes first Sharks player to represent San Jose in an NHL All-Star Game on Jan. 18.
- Sharks inaugural season interrupted from April 1-11 by first League-wide players strike.
- The Kansas City Blades, the Sharks International Hockey League development affiliate, capture the Turner Cup (IHL Championship) after recording professional hockey's best record in 1991-92 (56-22-4).

## MAJOR TRANSACTIONS

- Acquired D **Doug Wilson** from Chicago in exchange for D Kerry Toporowski and a second round selection in 1992 NHL Entry Draft on Sept. 6, 1991.
- Acquired C **Dean Evason** from Hartford in exchange for D Dan Keczer on Oct. 2, 1991.
- Acquired LW **Johan Garpenlov** from Detroit in exchange for D Bob McGill and eighth round selection in 1992 NHL Entry Draft (acquired earlier from Vancouver), March 10, 1992.

## SMYTHE DIVISION

|                 | GP        | W         | L         | T        | GF         | GA         | PTS       |
|-----------------|-----------|-----------|-----------|----------|------------|------------|-----------|
| VANCOUVER       | 80        | 42        | 26        | 12       | 285        | 250        | 96        |
| LOS ANGELES     | 80        | 35        | 31        | 14       | 287        | 296        | 84        |
| EDMONTON        | 80        | 36        | 34        | 10       | 295        | 297        | 82        |
| WINNIPEG        | 80        | 33        | 32        | 15       | 251        | 244        | 81        |
| CALGARY         | 80        | 31        | 37        | 12       | 296        | 305        | 74        |
| <b>SAN JOSE</b> | <b>80</b> | <b>17</b> | <b>58</b> | <b>5</b> | <b>219</b> | <b>359</b> | <b>39</b> |

## FINAL STATISTICS

| P | NO | PLAYER           | GP                                  | G                   | A                | PTS              | PI               |
|---|----|------------------|-------------------------------------|---------------------|------------------|------------------|------------------|
| R | 17 | *PAT FALLOON     | 79                                  | 25                  | 34               | 59               | 16               |
| L | 19 | BRIAN MULLEN     | 72                                  | 18                  | 28               | 46               | 66               |
| L | 15 | DAVID BRUCE      | 60                                  | 22                  | 16               | 38               | 46               |
| C | 9  | BRIAN LAWTON     | 59                                  | 15                  | 22               | 37               | 42               |
| C | 11 | KELLY KISIO      | 48                                  | 11                  | 26               | 37               | 54               |
| D | 24 | DOUG WILSON      | 44                                  | 9                   | 19               | 28               | 26               |
| D | 3  | *DAVID WILLIAMS  | 56                                  | 3                   | 25               | 28               | 40               |
| C | 8  | DEAN EVASON      | 74                                  | 11                  | 15               | 26               | 99               |
| R | 7  | WAYNE PRESLEY    | 47                                  | 8                   | 14               | 22               | 76               |
| C | 16 | PERRY BEREZAN    | 66                                  | 12                  | 7                | 19               | 30               |
| C | 47 | *MIKE SULLIVAN   | 64                                  | 8                   | 11               | 19               | 15               |
| D | 5  | NEIL KINKINSON   | 60                                  | 4                   | 15               | 19               | 107              |
| L | 18 | DAVE SNUGGERUD   | (BUF)<br>(S.J.)<br>(TOTAL)          | 55<br>11<br>66      | 3<br>0<br>3      | 15<br>1<br>16    | 36<br>1<br>4     |
| D | 4  | *JAY MORE        | 46                                  | 4                   | 13               | 17               | 85               |
| L | 14 | STEVE BOZEK      | 58                                  | 8                   | 8                | 16               | 27               |
| C | 33 | *DALE CRAIGWELL  | 32                                  | 5                   | 11               | 16               | 8                |
| D | 38 | *PAT MACLEOD     | 37                                  | 5                   | 11               | 16               | 4                |
| L | 22 | PAUL FENTON      | 60                                  | 11                  | 4                | 15               | 33               |
| D | 6  | KEN HAMMOND      | 46                                  | 5                   | 10               | 15               | 82               |
| C | 10 | TONY HRKAC       | 22                                  | 2                   | 10               | 12               | 4                |
| L | 10 | JOHAN GARPENLOV  | (DET)<br>(S.J.)<br>(TOTAL)          | 16<br>12<br>28      | 1<br>5<br>6      | 1<br>6<br>7      | 2<br>4<br>13     |
| D | 23 | *LINK GAETZ      | 48                                  | 6                   | 6                | 12               | 326              |
| L | 27 | PERRY ANDERSON   | 48                                  | 4                   | 8                | 12               | 143              |
| R | 36 | *JEFF ODGERS     | 61                                  | 7                   | 4                | 11               | 217              |
| D | 2  | ROB ZETTLER      | 74                                  | 1                   | 8                | 9                | 99               |
| L | 37 | DON BARBER       | (WPG)<br>(QUE)<br>(S.J.)<br>(TOTAL) | 11<br>2<br>12<br>25 | 0<br>0<br>1<br>6 | 3<br>3<br>3<br>7 | 4<br>0<br>2<br>6 |
| L | 28 | *J.F. QUINTIN    | 8                                   | 3                   | 0                | 3                | 0                |
| D | 25 | BOB MCGILL       | 62                                  | 3                   | 1                | 4                | 70               |
| C | 43 | *RAY WHITNEY     | 2                                   | 0                   | 3                | 3                | 0                |
| L | 21 | CRAIG COXE       | 10                                  | 2                   | 0                | 2                | 19               |
| D | 13 | *RICK LESSARD    | 8                                   | 0                   | 2                | 2                | 16               |
| G | 30 | JEFF HACKETT     | 42                                  | 0                   | 2                | 2                | 8                |
| L | 22 | MIKE MCHUGH      | 8                                   | 1                   | 0                | 1                | 14               |
| C | 16 | MARK PAVELICH    | 2                                   | 4                   | 1                | 1                | 4                |
| L | 44 | KEVIN EVANS      | 5                                   | 0                   | 1                | 1                | 25               |
| G | 32 | *ARTURS IRBE     | 13                                  | 0                   | 1                | 1                | 0                |
| D | 34 | *MICHAEL COLMAN  | 15                                  | 0                   | 1                | 1                | 32               |
| G | 35 | JARMO MYLLYS     | 27                                  | 0                   | 1                | 1                | 2                |
| R | 26 | *PETER LAPPIN    | 1                                   | 0                   | 0                | 0                | 0                |
| R | 40 | MIKHAIL KRAVETS  | 1                                   | 0                   | 0                | 0                | 0                |
| G | 31 | *WADE FLAHERTY   | 3                                   | 0                   | 0                | 0                | 0                |
| L | 20 | JOHN CARTER      | 4                                   | 0                   | 0                | 0                | 0                |
| R | 39 | *ED COURTENAY    | 5                                   | 0                   | 0                | 0                | 0                |
| G | 1  | BRIAN HAYWARD    | 7                                   | 0                   | 0                | 0                | 14               |
| D | 45 | *CLAUDIO SCREMIN | 13                                  | 0                   | 0                | 0                | 25               |

## GOALTENDERS

| NO            | GOALTENDER     | GP        | MINS        | AVG         | W         | L         | T        | SO       | GA         |
|---------------|----------------|-----------|-------------|-------------|-----------|-----------|----------|----------|------------|
| 30            | JEFF HACKETT   | 42        | 2314        | 3.84        | 11        | 27        | 1        | 0        | 148        |
| 31            | *WADE FLAHERTY | 3         | 178         | 4.38        | 0         | 3         | 0        | 0        | 13         |
| 32            | *ARTURS IRBE   | 13        | 645         | 4.47        | 2         | 6         | 3        | 0        | 48         |
| 1             | BRIAN HAYWARD  | 7         | 305         | 4.92        | 1         | 4         | 0        | 0        | 25         |
| 35            | JARMO MYLLYS   | 27        | 1374        | 5.02        | 3         | 18        | 1        | 0        | 115        |
| <b>TOTALS</b> |                | <b>80</b> | <b>4829</b> | <b>4.46</b> | <b>17</b> | <b>58</b> | <b>5</b> | <b>0</b> | <b>359</b> |

\* — ROOKIE

## GAME-BY-GAME RESULTS

| GA | DATE  | OPPONENT              | RESULT        | RECORD         |
|----|-------|-----------------------|---------------|----------------|
| 1  | 10/4  | @VANCOUVER            | 3-4 L         | 0-1-0          |
| 2  | 10/5  | VANCOUVER             | 2-5 L         | 0-2-0          |
| 3  | 10/8  | <b>CALGARY</b>        | <b>4-3 W</b>  | <b>1-2-0</b>   |
| 4  | 10/10 | WINNIPEG              | 4-5 L         | 1-3-0          |
| 5  | 10/12 | @ST. LOUIS            | 3-6 L         | 1-4-0          |
| 6  | 10/13 | @CHICAGO              | 3-7 L         | 1-5-0          |
| 7  | 10/16 | @LOS ANGELES          | 5-8 L         | 1-6-0          |
| 8  | 10/17 | MINNESOTA             | 2-8 L         | 1-7-0          |
| 9  | 10/19 | BOSTON                | 1-4 L         | 1-8-0          |
| 10 | 10/23 | @HARTFORD             | 0-3 L         | 1-9-0          |
| 11 | 10/25 | @BUFFALO              | 1-3 L         | 1-10-0         |
| 12 | 10/26 | @NEW JERSEY           | 0-9 L         | 1-11-0         |
| 13 | 10/29 | @N.Y. ISLANDERS       | 4-8 L         | 1-12-0         |
| 14 | 10/31 | @PHILADELPHIA         | 2-5 L         | 1-13-0         |
| 15 | 11/2  | @QUEBEC               | 3-6 L         | 1-14-0         |
| 16 | 11/4  | @TORONTO              | 1-4 L         | 1-15-0         |
| 17 | 11/8  | <b>EDMONTON</b>       | <b>6-2 W</b>  | <b>2-15-0</b>  |
| 18 | 11/9  | <b>N.Y. ISLANDERS</b> | <b>4-3 W</b>  | <b>3-15-0</b>  |
| 19 | 11/12 | BUFFALO               | 1-7 L         | 3-16-0         |
| 20 | 11/14 | DETROIT               | 3-3 T         | 3-16-1         |
| 21 | 11/16 | @VANCOUVER            | 0-1 L         | 3-17-1         |
| 22 | 11/19 | LOS ANGELES           | 2-3 L*        | 3-18-1         |
| 23 | 11/22 | TORONTO               | 1-3 L         | 3-19-1         |
| 24 | 11/23 | @LOS ANGELES          | 4-6 L         | 3-20-1         |
| 25 | 11/26 | <b>VANCOUVER</b>      | <b>4-1 W</b>  | <b>4-20-1</b>  |
| 26 | 11/29 | @EDMONTON             | 4-4 T         | 4-20-2         |
| 27 | 11/30 | <b>@CALGARY</b>       | <b>2-1 W</b>  | <b>5-20-2</b>  |
| 28 | 12/3  | <b>LOS ANGELES</b>    | <b>3-2 W*</b> | <b>6-20-2</b>  |
| 29 | 12/5  | PITTSBURGH            | 0-8 L         | 6-21-2         |
| 30 | 12/8  | @EDMONTON             | 1-3 L         | 6-22-2         |
| 31 | 12/10 | WINNIPEG              | 3-3 T         | 6-22-3         |
| 32 | 12/12 | <b>EDMONTON</b>       | <b>6-3 W</b>  | <b>7-22-3</b>  |
| 33 | 12/14 | MINNESOTA             | 2-3 L         | 7-23-3         |
| 34 | 12/16 | @N.Y. RANGERS         | 3-4 L*        | 7-24-3         |
| 35 | 12/17 | @PITTSBURGH           | 2-10 L        | 7-25-3         |
| 36 | 12/19 | @ST. LOUIS            | 0-4 L         | 7-26-3         |
| 37 | 12/21 | <b>QUEBEC</b>         | <b>4-1 W</b>  | <b>8-26-3</b>  |
| 38 | 12/26 | @LOS ANGELES          | 3-5 L         | 8-27-3         |
| 39 | 12/28 | VANCOUVER             | 2-3 L         | 8-28-3         |
| 40 | 1/3   | <b>PHILADELPHIA</b>   | <b>3-1 W</b>  | <b>9-28-3</b>  |
| 41 | 1/4   | MONTREAL              | 0-1 L*        | 9-29-3         |
| 42 | 1/7   | @VANCOUVER            | 1-4 L         | 9-30-3         |
| 43 | 1/8   | @CALGARY              | 3-10 L        | 9-31-3         |
| 44 | 1/11  | @MINNESOTA            | 4-7 L         | 9-32-3         |
| 45 | 1/12  | <b>@WINNIPEG</b>      | <b>4-3 W</b>  | <b>10-32-3</b> |
| 46 | 1/14  | @LOS ANGELES          | 3-3 T         | 10-32-4        |
| 47 | 1/21  | @EDMONTON             | 2-9 L         | 10-33-4        |
| 48 | 1/24  | CALGARY               | 2-3 L         | 10-34-4        |
| 49 | 1/25  | <b>EDMONTON</b>       | <b>5-2 W</b>  | <b>11-34-4</b> |
| 50 | 1/28  | N.Y. RANGERS          | 2-4 L         | 11-35-4        |
| 51 | 1/30  | ST. LOUIS             | 2-4 L         | 11-36-4        |
| 52 | 2/2   | @WINNIPEG             | 0-6 L         | 11-37-4        |
| 53 | 2/4   | <b>HARTFORD</b>       | <b>6-5 W</b>  | <b>12-37-4</b> |
| 54 | 2/5   | <b>CHICAGO</b>        | <b>5-2 W</b>  | <b>13-37-4</b> |
| 55 | 2/9   | @WASHINGTON           | 2-6 L         | 13-38-4        |
| 56 | 2/12  | @MONTREAL             | 1-6 L         | 13-39-4        |
| 57 | 2/14  | @BUFFALO              | 6-7 L         | 13-40-4        |
| 58 | 2/15  | @DETROIT              | 1-1 L         | 13-41-4        |
| 59 | 2/18  | WASHINGTON            | 2-4 L         | 13-42-4        |
| 60 | 2/21  | VANCOUVER             | 3-5 L         | 13-43-4        |
| 61 | 2/23  | CALGARY               | 2-4 L         | 13-44-4        |
| 62 | 2/26  | <b>QUEBEC</b>         | <b>7-4 W</b>  | <b>14-44-4</b> |
| 63 | 2/28  | MONTREAL              | 3-3 T         | 14-44-5        |
| 64 | 3/1   | PHILADELPHIA          | 0-1 L         | 14-45-5        |
| 65 | 3/4   | LOS ANGELES           | 3-4 L         | 14-46-5        |
| 66 | 3/6   | PITTSBURGH            | 3-7 L         | 14-47-5        |
| 67 | 3/8   | <b>TORONTO</b>        | <b>4-1 W</b>  | <b>15-47-5</b> |
| 68 | 3/10  | @CHICAGO              | 1-5 L         | 15-48-5        |
| 69 | 3/11  | @WINNIPEG             | 0-3 L         | 15-49-5        |
| 70 | 3/14  | <b>NEW JERSEY</b>     | <b>3-2 W</b>  | <b>16-49-5</b> |
| 71 | 3/17  | DETROIT               | 4-5 L         | 16-50-5        |
| 72 | 3/19  | @CALGARY              | 1-3 L         | 16-51-5        |
| 73 | 3/21  | <b>@HARTFORD</b>      | <b>5-4 W</b>  | <b>17-51-5</b> |
| 74 | 3/23  | @BOSTON               | 6-7 L         | 17-52-5        |
| 75 | 3/24  | @NEW JERSEY           | 3-4 L         | 17-53-5        |
| 76 | 3/26  | @N.Y. ISLANDERS       | 4-7 L         | 17-54-5        |
| 77 | 3/29  | @WINNIPEG             | 5-6 L         | 17-55-5        |

PLAY SUSPENDED 4/1 THRU 4/11 BECAUSE OF NHL PLAYERS' ASSOCIATION STRIKE

|    |      |           |       |         |
|----|------|-----------|-------|---------|
| 78 | 4/12 | @EDMONTON | 4-6 L | 17-56-5 |
| 79 | 4/15 | CALGARY   | 3-4 L | 17-57-5 |
| 80 | 4/16 | WINNIPEG  | 3-5 L | 17-58-5 |

\* — OVERTIME



PLAYOFFS





# 2017-18 SAN JOSE SHARKS MEDIA GUIDE

## 2017 NHL PLAYOFF SUMMARY

### PLAYOFFS

#### FIRST ROUND

##### EASTERN CONFERENCE

New York defeated Montreal, 4-2  
Ottawa defeated Boston, 4-2  
Washington defeated Toronto, 4-2  
Pittsburgh defeated Columbus, 4-1

##### WESTERN CONFERENCE

###### Edmonton defeated San Jose, 4-2

Anaheim defeated Calgary, 4-0  
St. Louis defeated Minnesota, 4-1  
Nashville defeated Chicago, 4-0

#### CONFERENCE FINALS

##### EASTERN CONFERENCE

Pittsburgh defeated Ottawa, 4-3

##### WESTERN CONFERENCE

Nashville defeated Anaheim, 4-2

#### STANLEY CUP FINAL

Pittsburgh defeated Nashville, 4-2

#### SECOND ROUND

##### EASTERN CONFERENCE

Ottawa defeated NY Rangers, 4-2  
Pittsburgh defeated Washington, 4-3

##### WESTERN CONFERENCE

Nashville defeated St. Louis, 4-2  
Anaheim defeated Edmonton, 4-3





# ALL-TIME SHARKS PLAYOFF SCORING

PLAYERS CURRENTLY ON SHARKS ROSTER IN **BOLD**

| RNK       | POS      | NO        | PLAYER                     | GP         | G         | A         | PTS        | +/-        | PIM       | PP        | SH       | GW        | OT       | S          | PCTG        |
|-----------|----------|-----------|----------------------------|------------|-----------|-----------|------------|------------|-----------|-----------|----------|-----------|----------|------------|-------------|
| 1         | C        | 12,14     | Patrick Marleau            | 177        | 68        | 52        | 120        | -8         | 75        | 23        | 4        | 16        | 4        | 457        | 14.9        |
| <b>2</b>  | <b>C</b> | <b>19</b> | <b>Joe Thornton</b>        | <b>125</b> | <b>21</b> | <b>84</b> | <b>105</b> | <b>-16</b> | <b>85</b> | <b>7</b>  | <b>0</b> | <b>6</b>  | <b>1</b> | <b>269</b> | <b>7.8</b>  |
| <b>3</b>  | <b>C</b> | <b>8</b>  | <b>Joe Pavelski</b>        | <b>111</b> | <b>42</b> | <b>41</b> | <b>83</b>  | <b>3</b>   | <b>36</b> | <b>18</b> | <b>0</b> | <b>12</b> | <b>3</b> | <b>357</b> | <b>11.8</b> |
| <b>4</b>  | <b>C</b> | <b>39</b> | <b>Logan Couture</b>       | <b>86</b>  | <b>30</b> | <b>39</b> | <b>69</b>  | <b>0</b>   | <b>21</b> | <b>11</b> | <b>0</b> | <b>6</b>  | <b>1</b> | <b>227</b> | <b>13.2</b> |
| 5         | D        | 22        | Dan Boyle                  | 62         | 11        | 37        | 48         | -13        | 38        | 5         | 0        | 2         | 0        | 184        | 6.0         |
| 6         | L        | 29        | Ryane Clowe                | 68         | 18        | 27        | 45         | -3         | 97        | 5         | 0        | 1         | 0        | 157        | 11.5        |
| 7         | C        | 25        | Vincent Damphousse         | 53         | 15        | 23        | 38         | -6         | 68        | 5         | 3        | 3         | 0        | 119        | 12.6        |
| <b>8</b>  | <b>R</b> | <b>88</b> | <b>Brent Burns</b>         | <b>53</b>  | <b>12</b> | <b>24</b> | <b>36</b>  | <b>6</b>   | <b>53</b> | <b>6</b>  | <b>0</b> | <b>0</b>  | <b>0</b> | <b>182</b> | <b>6.6</b>  |
| 9         | R        | 14        | Jonathan Cheechoo          | 58         | 16        | 19        | 35         | 8          | 32        | 3         | 0        | 3         | 0        | 158        | 10.1        |
| 10        | C        | 18        | Mike Ricci                 | 59         | 14        | 19        | 33         | 8          | 26        | 4         | 0        | 2         | 0        | 77         | 18.2        |
| <b>11</b> | <b>D</b> | <b>44</b> | <b>Marc-Edouard Vlasic</b> | <b>114</b> | <b>3</b>  | <b>26</b> | <b>29</b>  | <b>14</b>  | <b>32</b> | <b>1</b>  | <b>0</b> | <b>0</b>  | <b>0</b> | <b>130</b> | <b>2.3</b>  |
| 12        | C        | 7         | Igor Larionov              | 25         | 6         | 21        | 27         | -5         | 12        | 0         | 0        | 0         | 0        | 46         | 13.0        |
| 13        | R        | 11        | Owen Nolan                 | 40         | 15        | 12        | 27         | -10        | 54        | 4         | 2        | 5         | 0        | 146        | 10.3        |
| 14        | R        | 16        | Devin Setoguchi            | 48         | 14        | 10        | 24         | -7         | 22        | 4         | 0        | 3         | 3        | 152        | 9.2         |
| 15        | D        | 2,40      | Mike Rathje                | 71         | 9         | 14        | 23         | -14        | 45        | 7         | 0        | 0         | 0        | 61         | 14.8        |
| 16        | R        | 15        | Dany Heatley               | 32         | 5         | 17        | 22         | -9         | 28        | 1         | 0        | 0         | 0        | 92         | 5.4         |
| 17        | D        | 43,22, 27 | Scott Hannan               | 76         | 1         | 18        | 19         | 11         | 83        | 1         | 0        | 1         | 0        | 91         | 1.1         |
| <b>18</b> | <b>C</b> | <b>48</b> | <b>Tomas Hertl</b>         | <b>33</b>  | <b>8</b>  | <b>10</b> | <b>18</b>  | <b>5</b>   | <b>8</b>  | <b>2</b>  | <b>0</b> | <b>1</b>  | <b>0</b> | <b>84</b>  | <b>9.5</b>  |
| 19        | R        | 22        | Ulf Dahlen                 | 25         | 11        | 6         | 17         | -16        | 0         | 6         | 0        | 2         | 1        | 55         | 20.0        |
| <b>20</b> | <b>R</b> | <b>42</b> | <b>Joel Ward</b>           | <b>30</b>  | <b>8</b>  | <b>9</b>  | <b>17</b>  | <b>2</b>   | <b>20</b> | <b>2</b>  | <b>0</b> | <b>1</b>  | <b>0</b> | <b>44</b>  | <b>18.2</b> |
| 21        | R        | 24        | Sergei Makarov             | 25         | 11        | 5         | 16         | -1         | 8         | 3         | 0        | 2         | 0        | 34         | 32.4        |
| 22        | R        | 9         | Milan Michalek             | 39         | 10        | 6         | 16         | 9          | 18        | 3         | 0        | 2         | 0        | 93         | 10.8        |
| 23        | D        | 6         | Sandis Ozolinsh            | 25         | 3         | 12        | 15         | -10        | 14        | 1         | 0        | 0         | 0        | 38         | 7.9         |
| 24        | C/L      | 39,19     | Jeff Friesen               | 34         | 5         | 10        | 15         | -15        | 30        | 1         | 0        | 0         | 0        | 72         | 6.9         |
| 25        | D        | 5,8       | Jeff Norton                | 38         | 1         | 14        | 15         | 4          | 39        | 0         | 0        | 0         | 0        | 41         | 2.4         |
| 26        | D        | 10,44     | Christian Ehrhoff          | 38         | 2         | 13        | 15         | 2          | 40        | 1         | 0        | 1         | 0        | 68         | 2.9         |
| 27        | C/L      | 19        | Marco Sturm                | 38         | 6         | 9         | 15         | -4         | 12        | 0         | 0        | 1         | 0        | 72         | 8.3         |
| 28        | L        | 17        | Scott Thornton             | 41         | 10        | 5         | 15         | 4          | 42        | 0         | 0        | 1         | 0        | 76         | 13.2        |
| 29        | L/R      | 15,94     | Alexander Korolyuk         | 34         | 6         | 8         | 14         | -2         | 18        | 2         | 0        | 2         | 0        | 62         | 9.7         |
| 30        | D        | 7         | Brad Stuart                | 64         | 4         | 10        | 14         | -10        | 29        | 1         | 0        | 0         | 0        | 70         | 5.7         |
| <b>31</b> | <b>R</b> | <b>27</b> | <b>Joonas Donskoi</b>      | <b>29</b>  | <b>6</b>  | <b>8</b>  | <b>14</b>  | <b>-3</b>  | <b>4</b>  | <b>0</b>  | <b>0</b> | <b>2</b>  | <b>1</b> | <b>40</b>  | <b>15.0</b> |
| 32        | D        | 41        | Tom Pederson               | 24         | 1         | 11        | 12         | -20        | 10        | 0         | 1        | 0         | 0        | 48         | 2.1         |
| 33        | L/C      | 14        | Ray Whitney                | 25         | 4         | 8         | 12         | -7         | 10        | 0         | 0        | 1         | 1        | 31         | 12.9        |
| 34        | R        | 24        | Niklas Sundstrom           | 30         | 1         | 11        | 12         | 1          | 10        | 0         | 0        | 0         | 0        | 31         | 3.2         |
| 35        | D        | 52        | Craig Rivet                | 24         | 2         | 9         | 11         | -3         | 34        | 1         | 0        | 0         | 0        | 38         | 5.3         |
| 36        | D        | 20        | Gary Suter                 | 25         | 2         | 9         | 11         | -4         | 20        | 1         | 0        | 1         | 0        | 55         | 3.6         |
| 37        | C        | 17        | Torrey Mitchell            | 55         | 2         | 9         | 11         | -8         | 30        | 1         | 0        | 0         | 0        | 86         | 2.3         |
| <b>38</b> | <b>D</b> | <b>61</b> | <b>Justin Braun</b>        | <b>54</b>  | <b>3</b>  | <b>8</b>  | <b>11</b>  | <b>3</b>   | <b>28</b> | <b>0</b>  | <b>0</b> | <b>1</b>  | <b>0</b> | <b>65</b>  | <b>4.6</b>  |
| 39        | L        | 10        | Johan Garpenlov            | 14         | 4         | 6         | 10         | 0          | 6         | 0         | 0        | 2         | 0        | 23         | 17.4        |
| 40        | C        | 27        | Todd Elik                  | 14         | 5         | 5         | 10         | -5         | 12        | 1         | 0        | 0         | 0        | 45         | 11.1        |
| 41        | R        | 8         | Teemu Selanne              | 18         | 5         | 5         | 10         | -1         | 4         | 2         | 0        | 1         | 0        | 40         | 12.5        |
| 42        | R        | 37, 32    | Stephane Matteau           | 35         | 2         | 8         | 10         | -2         | 16        | 0         | 0        | 0         | 0        | 33         | 6.1         |
| 43        | D        | 4         | Kyle McLaren               | 43         | 0         | 10        | 10         | -3         | 30        | 0         | 0        | 0         | 0        | 26         | 0.0         |
| 44        | D        | 41, 3     | Douglas Murray             | 57         | 2         | 8         | 10         | -10        | 46        | 0         | 0        | 0         | 0        | 64         | 3.1         |
| <b>45</b> | <b>C</b> | <b>50</b> | <b>Chris Tierney</b>       | <b>30</b>  | <b>5</b>  | <b>5</b>  | <b>10</b>  | <b>8</b>   | <b>6</b>  | <b>0</b>  | <b>0</b> | <b>0</b>  | <b>0</b> | <b>19</b>  | <b>26.3</b> |
| 46        | R        | 23        | Nicholas Dimitrakos        | 15         | 1         | 8         | 9          | 2          | 8         | 0         | 0        | 1         | 1        | 22         | 4.5         |
| 47        | D        | 9         | Ian White                  | 17         | 1         | 8         | 9          | 3          | 8         | 1         | 0        | 0         | 0        | 40         | 2.5         |
| 48        | C        | 13        | Jamie Baker                | 25         | 5         | 4         | 9          | -8         | 42        | 0         | 0        | 2         | 0        | 33         | 15.2        |
| 49        | D        | 25        | Matthew Carle              | 33         | 2         | 7         | 9          | 4          | 8         | 1         | 0        | 1         | 0        | 32         | 6.3         |
| 50        | D        | 60, 5     | Jason Demers               | 39         | 3         | 6         | 9          | -6         | 32        | 1         | 0        | 0         | 0        | 44         | 6.8         |
| 51        | D        | 10,33     | Marcus Ragnarsson          | 41         | 1         | 8         | 9          | 0          | 40        | 0         | 0        | 0         | 0        | 37         | 2.7         |
| <b>52</b> | <b>C</b> | <b>68</b> | <b>Melker Karlsson</b>     | <b>30</b>  | <b>6</b>  | <b>3</b>  | <b>9</b>   | <b>3</b>   | <b>16</b> | <b>0</b>  | <b>0</b> | <b>2</b>  | <b>1</b> | <b>32</b>  | <b>18.8</b> |
| 53        | D        | 42        | Tom Preissing              | 22         | 1         | 7         | 8          | 0          | 4         | 0         | 0        | 0         | 0        | 25         | 4.0         |



# 2017-18 SAN JOSE SHARKS MEDIA GUIDE

## ALL-TIME SHARKS PLAYOFF SCORING

| RNK        | POS      | NO        | PLAYER                 | GP        | G        | A        | PTS      | +/-       | PIM       | PP       | SH       | GW       | OT       | S         | PCTG        |
|------------|----------|-----------|------------------------|-----------|----------|----------|----------|-----------|-----------|----------|----------|----------|----------|-----------|-------------|
| 54         | L        | 83        | Matt Nieto             | 23        | 3        | 5        | 8        | 5         | 8         | 0        | 0        | 0        | 0        | 29        | 10.3        |
| 55         | C        | 57,11     | Marcel Goc             | 37        | 3        | 5        | 8        | 3         | 8         | 0        | 0        | 1        | 0        | 38        | 7.9         |
| 56         | C        | 57        | Tommy Wingels          | 45        | 2        | 6        | 8        | 4         | 38        | 0        | 0        | 1        | 0        | 59        | 3.4         |
| 57         | C        | 15        | Craig Janney           | 11        | 3        | 4        | 7        | -13       | 4         | 0        | 0        | 1        | 0        | 17        | 17.6        |
| 58         | D        | 51        | Brian Campbell         | 13        | 1        | 6        | 7        | 3         | 4         | 0        | 0        | 0        | 0        | 22        | 4.5         |
| 59         | R        | 20        | Kyle Wellwood          | 18        | 1        | 6        | 7        | 6         | 0         | 0        | 0        | 0        | 0        | 18        | 5.6         |
| 60         | R        | 26        | Steve Bernier          | 22        | 1        | 6        | 7        | 6         | 10        | 1        | 0        | 1        | 0        | 29        | 3.4         |
| 61         | R        | 17        | Pat Falloon            | 25        | 4        | 3        | 7        | -8        | 6         | 0        | 0        | 0        | 0        | 32        | 12.5        |
| 62         | L        | 28        | Nils Ekman             | 27        | 2        | 5        | 7        | -4        | 16        | 1        | 0        | 0        | 0        | 53        | 3.8         |
| 63         | C        | 34        | Patrick Rissmiller     | 30        | 3        | 4        | 7        | -1        | 10        | 0        | 0        | 1        | 1        | 42        | 7.1         |
| 64         | D        | 2         | Bill Houlder           | 12        | 4        | 2        | 6        | 2         | 6         | 3        | 0        | 0        | 0        | 16        | 25.0        |
| 65         | R        | 27        | Jeremy Roenick         | 18        | 2        | 4        | 6        | -1        | 14        | 1        | 0        | 0        | 0        | 31        | 6.5         |
| 66         | L        | 15        | James Sheppard         | 18        | 2        | 4        | 6        | 2         | 10        | 0        | 0        | 0        | 0        | 21        | 9.5         |
| 67         | D        | 4         | Rob Blake              | 21        | 2        | 4        | 6        | -5        | 14        | 0        | 0        | 0        | 0        | 64        | 3.1         |
| 68         | D        | 4         | Jay More               | 24        | 0        | 6        | 6        | -4        | 38        | 0        | 0        | 0        | 0        | 16        | 0.0         |
| 69         | D        | 27        | Bryan Marchment        | 40        | 3        | 3        | 6        | 5         | 38        | 0        | 0        | 0        | 0        | 49        | 6.1         |
| 70         | R/C      | 13,9      | Todd Harvey            | 46        | 2        | 4        | 6        | -2        | 30        | 1        | 0        | 0        | 0        | 35        | 5.7         |
| <b>71</b>  | <b>D</b> | <b>7</b>  | <b>Paul Martin</b>     | <b>30</b> | <b>1</b> | <b>5</b> | <b>6</b> | <b>7</b>  | <b>10</b> | <b>0</b> | <b>0</b> | <b>0</b> | <b>0</b> | <b>22</b> | <b>4.5</b>  |
| 72         | C        | 9         | Bernie Nicholls        | 6         | 0        | 5        | 5        | -2        | 8         | 0        | 0        | 0        | 0        | 6         | 0.0         |
| 73         | R        | 15        | John MacLean           | 6         | 2        | 3        | 5        | 1         | 4         | 1        | 0        | 0        | 0        | 18        | 11.1        |
| 74         | R        | 17        | Joe Murphy             | 12        | 1        | 4        | 5        | -1        | 24        | 1        | 0        | 0        | 0        | 31        | 3.2         |
| 75         | L        | 11        | Gaetan Duchesne        | 14        | 1        | 4        | 5        | -2        | 12        | 0        | 0        | 0        | 0        | 17        | 5.9         |
| 76         | L        | 12        | Bob Errey              | 14        | 3        | 2        | 5        | -3        | 10        | 1        | 0        | 0        | 0        | 12        | 25.0        |
| 77         | R        | 25        | Mike Grier             | 30        | 2        | 3        | 5        | -3        | 35        | 0        | 0        | 0        | 0        | 61        | 3.3         |
| 78         | L        | 9         | Adam Graves            | 12        | 3        | 1        | 4        | -2        | 6         | 0        | 0        | 2        | 0        | 15        | 20.0        |
| 79         | L        | 13        | Raffi Torres           | 12        | 3        | 1        | 4        | 2         | 20        | 0        | 0        | 2        | 1        | 18        | 16.7        |
| 80         | C        | 10        | Alyn McCauley          | 17        | 2        | 2        | 4        | 0         | 6         | 0        | 0        | 0        | 0        | 15        | 13.3        |
| 81         | R        | 21        | Tony Granato           | 23        | 2        | 2        | 4        | 0         | 20        | 0        | 0        | 0        | 0        | 27        | 7.4         |
| 82         | D        | 7         | Niclas Wallin          | 24        | 1        | 3        | 4        | -1        | 12        | 0        | 0        | 1        | 0        | 26        | 3.8         |
| 83         | C        | 16        | Mark Smith             | 24        | 4        | 0        | 4        | 4         | 21        | 1        | 0        | 1        | 0        | 33        | 12.1        |
| 84         | C        | 69, 10    | Andrew Desjardins      | 26        | 2        | 2        | 4        | 3         | 43        | 0        | 0        | 0        | 0        | 21        | 9.5         |
| 85         | C        | 37        | Curtis Brown           | 35        | 0        | 4        | 4        | -6        | 24        | 0        | 0        | 0        | 0        | 38        | 0.0         |
| 86         | L        | 9         | Martin Havlat          | 7         | 2        | 1        | 3        | -1        | 8         | 1        | 0        | 1        | 1        | 16        | 12.5        |
| 87         | C        | 15        | Wayne Primeau          | 17        | 1        | 2        | 3        | -7        | 4         | 0        | 0        | 0        | 0        | 28        | 3.6         |
| 88         | L        | 15,26     | Dave Lowry             | 19        | 1        | 2        | 3        | 0         | 24        | 0        | 0        | 0        | 0        | 10        | 10.0        |
| 89         | D        | 26,44     | Vlastimil Kroupa       | 20        | 1        | 2        | 3        | -11       | 25        | 0        | 0        | 1        | 0        | 9         | 11.1        |
| 90         | C        | 12        | Ron Sutter             | 24        | 1        | 2        | 3        | -2        | 28        | 0        | 0        | 0        | 0        | 28        | 3.6         |
| <b>91</b>  | <b>D</b> | <b>4</b>  | <b>Brenden Dillon</b>  | <b>30</b> | <b>0</b> | <b>3</b> | <b>3</b> | <b>-4</b> | <b>15</b> | <b>0</b> | <b>0</b> | <b>0</b> | <b>0</b> | <b>22</b> | <b>0.0</b>  |
| 92         | D        | 5         | David Schlemko         | 6         | 2        | 1        | 3        | 2         | 2         | 1        | 0        | 0        | 0        | 9         | 22.2        |
| 93         | R        | 18        | Mike Brown             | 6         | 1        | 1        | 2        | 1         | 26        | 0        | 0        | 0        | 0        | 4         | 25.0        |
| 94         | D        | 5         | Rob Davison            | 6         | 0        | 2        | 2        | 0         | 4         | 0        | 0        | 0        | 0        | 3         | 0.0         |
| 95         | C/L      | 22        | Murray Craven          | 6         | 1        | 1        | 2        | -2        | 0         | 0        | 0        | 0        | 0        | 6         | 16.7        |
| 96         | R        | 13        | Bill Guerin            | 9         | 0        | 2        | 2        | -3        | 12        | 0        | 0        | 0        | 0        | 22        | 0.0         |
| 97         | C        | 23        | Scott Gomez            | 9         | 0        | 2        | 2        | 0         | 6         | 0        | 0        | 0        | 0        | 12        | 0.0         |
| 98         | L        | 15        | Ville Nieminen         | 11        | 0        | 2        | 2        | -1        | 24        | 0        | 0        | 0        | 0        | 18        | 0.0         |
| 99         | D        | 2         | Jim Kyte               | 11        | 0        | 2        | 2        | -1        | 14        | 0        | 0        | 0        | 0        | 8         | 0.0         |
| 100        | L/R      | 18        | Chris Tancill          | 11        | 1        | 1        | 2        | -7        | 8         | 0        | 0        | 0        | 0        | 16        | 6.3         |
| 101        | D        | 52        | Matt Irwin             | 13        | 1        | 1        | 2        | -5        | 4         | 0        | 0        | 0        | 0        | 22        | 4.5         |
| 102        | L        | 37        | TJ Galiardi            | 14        | 1        | 1        | 2        | 0         | 12        | 0        | 0        | 1        | 0        | 20        | 5.0         |
| 103        | R        | 37        | Rob Gaudreau           | 14        | 2        | 0        | 2        | -1        | 0         | 1        | 1        | 0        | 0        | 14        | 14.3        |
| 104        | C        | 9         | Dainius Zubrus         | 14        | 1        | 1        | 2        | 1         | 6         | 0        | 0        | 0        | 0        | 11        | 9.1         |
| 105        | R        | 36        | Jeff Odgers            | 22        | 1        | 1        | 2        | -2        | 34        | 0        | 0        | 0        | 0        | 11        | 9.1         |
| 106        | C        | 21        | Scott Nichol           | 30        | 1        | 1        | 2        | -8        | 43        | 0        | 0        | 0        | 0        | 29        | 3.4         |
| 107        | G        | 35,20     | Evgeni Nabokov         | 80        | 0        | 2        | 2        | 0         | 6         | 0        | 0        | 0        | 0        | 0         | 0.0         |
| <b>108</b> | <b>L</b> | <b>20</b> | <b>Marcus Sorensen</b> | <b>6</b>  | <b>1</b> | <b>1</b> | <b>2</b> | <b>1</b>  | <b>0</b>  | <b>0</b> | <b>0</b> | <b>0</b> | <b>0</b> | <b>5</b>  | <b>20.0</b> |





## ALL-TIME SHARKS PLAYOFF SCORING

PLAYOFFS



Mike Vernon

| RNK        | POS      | NO        | PLAYER               | GP       | G        | A        | PTS      | +/-      | PIM      | PP       | SH       | GW       | OT       | S         | PCTG       |
|------------|----------|-----------|----------------------|----------|----------|----------|----------|----------|----------|----------|----------|----------|----------|-----------|------------|
| 109        | D        | 5         | Colin White          | 3        | 1        | 0        | 1        | 0        | 0        | 0        | 0        | 0        | 0        | 1         | 100.0      |
| 110        | R        | 41        | Jed Ortmeyer         | 4        | 0        | 1        | 1        | -1       | 0        | 0        | 0        | 0        | 0        | 2         | 0.0        |
| 111        | R        | 34        | Daniel Winnik        | 5        | 0        | 1        | 1        | 1        | 6        | 0        | 0        | 0        | 0        | 3         | 0.0        |
| 112        | D        | 20        | Andrei Zyuzin        | 6        | 1        | 0        | 1        | -2       | 14       | 0        | 0        | 1        | 1        | 6         | 16.7       |
| 113        | D        | 43        | Al Iafrate           | 6        | 1        | 0        | 1        | -4       | 10       | 1        | 0        | 0        | 0        | 10        | 10.0       |
| 114        | R        | 42        | Shean Donovan        | 7        | 0        | 1        | 1        | -3       | 6        | 0        | 0        | 0        | 0        | 7         | 0.0        |
| 115        | R        | 36        | Dwight Helminen      | 7        | 1        | 0        | 1        | 0        | 4        | 0        | 0        | 0        | 0        | 5         | 20.0       |
| 116        | R        | 78        | Benn Ferriero        | 8        | 1        | 0        | 1        | 0        | 6        | 0        | 0        | 1        | 1        | 3         | 33.3       |
| 117        | R        | 22        | Ronnie Stern         | 9        | 1        | 0        | 1        | -3       | 17       | 0        | 0        | 0        | 0        | 14        | 7.1        |
| 118        | L        | 55        | Ben Eager            | 10       | 1        | 0        | 1        | -2       | 41       | 0        | 0        | 0        | 0        | 11        | 9.1        |
| 119        | D        | 6         | Josh Gorges          | 11       | 0        | 1        | 1        | -1       | 4        | 0        | 0        | 0        | 0        | 6         | 0.0        |
| 120        | G        | 29        | Mike Vernon          | 11       | 0        | 1        | 1        | 0        | 0        | 0        | 0        | 0        | 0        | 0         | 0.0        |
| 121        | C        | 27        | Manny Malhotra       | 15       | 1        | 0        | 1        | -1       | 0        | 1        | 0        | 0        | 0        | 37        | 2.7        |
| 122        | D        | 6         | Jason Marshall       | 17       | 0        | 1        | 1        | 1        | 25       | 0        | 0        | 0        | 0        | 13        | 0.0        |
| 123        | D        | 40        | Kent Huskins         | 20       | 0        | 1        | 1        | -4       | 8        | 0        | 0        | 0        | 0        | 5         | 0.0        |
| 124        | L        | 64        | Jamie McGinn         | 22       | 0        | 1        | 1        | 1        | 38       | 0        | 0        | 0        | 0        | 14        | 0.0        |
| 125        | D        | 44        | Shawn Cronin         | 23       | 1        | 0        | 1        | -2       | 25       | 0        | 0        | 0        | 0        | 6         | 16.7       |
| 126        | C        | 16        | Nick Spaling         | 24       | 0        | 1        | 1        | 6        | 0        | 0        | 0        | 0        | 0        | 15        | 0.0        |
| 127        | G        | 31        | Antti Niemi          | 40       | 0        | 1        | 1        | 0        | 0        | 0        | 0        | 0        | 0        | 0         | 0.0        |
| <b>128</b> | <b>R</b> | <b>36</b> | <b>Jannik Hansen</b> | <b>6</b> | <b>0</b> | <b>1</b> | <b>1</b> | <b>0</b> | <b>0</b> | <b>0</b> | <b>0</b> | <b>0</b> | <b>0</b> | <b>10</b> | <b>0.0</b> |
| 129        | R        | 32        | Claude Lemieux       | 1        | 0        | 0        | 0        | 0        | 0        | 0        | 0        | 0        | 0        | 1         | 0.0        |
| 130        | G        | 32        | Kelly Hrudey         | 1        | 0        | 0        | 0        | 0        | 0        | 0        | 0        | 0        | 0        | 0         | 0.0        |
| 131        | G        | 33        | Brian Boucher        | 1        | 0        | 0        | 0        | 0        | 0        | 0        | 0        | 0        | 0        | 0         | 0.0        |
| 132        | G        | 1         | Thomas Greiss        | 1        | 0        | 0        | 0        | 0        | 0        | 0        | 0        | 0        | 0        | 0         | 0.0        |
| 133        | L        | 10        | Brad Winchester      | 1        | 0        | 0        | 0        | 0        | 0        | 0        | 0        | 0        | 0        | 0         | 0.0        |
| 134        | G        | 34        | James Reimer         | 1        | 0        | 0        | 0        | 0        | 0        | 0        | 0        | 0        | 0        | 0         | 0.0        |
| 135        | C        | 26        | Michal Handzus       | 2        | 0        | 0        | 0        | 0        | 0        | 0        | 0        | 0        | 0        | 4         | 0.0        |
| 136        | D        | 21        | Alexei Semenov       | 2        | 0        | 0        | 0        | 0        | 2        | 0        | 0        | 0        | 0        | 3         | 0.0        |
| 137        | D        | 23        | Shawn Heins          | 2        | 0        | 0        | 0        | -1       | 0        | 0        | 0        | 0        | 0        | 2         | 0.0        |
| 138        | G        | 29        | Jim Waite            | 2        | 0        | 0        | 0        | 0        | 0        | 0        | 0        | 0        | 0        | 0         | 0.0        |
| 139        | D        | 21        | Jim Fahey            | 2        | 0        | 0        | 0        | 0        | 0        | 0        | 0        | 0        | 0        | 0         | 0.0        |
| 140        | G        | 30        | Antero Niittymäki    | 2        | 0        | 0        | 0        | 0        | 0        | 0        | 0        | 0        | 0        | 0         | 0.0        |
| 141        | G        | 32        | Alex Stalock         | 3        | 0        | 0        | 0        | 0        | 0        | 0        | 0        | 0        | 0        | 0         | 0.0        |
| 142        | C        | 18        | Dominic Moore        | 3        | 0        | 0        | 0        | -1       | 5        | 0        | 0        | 0        | 0        | 5         | 0.0        |
| 143        | C        | 46        | Tim Kennedy          | 3        | 0        | 0        | 0        | 0        | 2        | 0        | 0        | 0        | 0        | 0         | 0.0        |



## ALL-TIME SHARKS PLAYOFF SCORING

| RNK        | POS      | NO        | PLAYER              | GP        | G        | A        | PTS      | +/-      | PIM      | PP       | SH       | GW       | OT       | S         | PCTG       |
|------------|----------|-----------|---------------------|-----------|----------|----------|----------|----------|----------|----------|----------|----------|----------|-----------|------------|
| 144        | L        | 39        | Tomas Plihal        | 4         | 0        | 0        | 0        | 1        | 0        | 0        | 0        | 0        | 0        | 9         | 0.0        |
| 145        | L        | 7         | Mark Bell           | 4         | 0        | 0        | 0        | -2       | 2        | 0        | 0        | 0        | 0        | 2         | 0.0        |
| 146        | D        | 5         | Jeff Jillson        | 4         | 0        | 0        | 0        | 0        | 0        | 0        | 0        | 0        | 0        | 2         | 0.0        |
| 147        | G        | 37,34     | Miikka Kiprusoff    | 4         | 0        | 0        | 0        | 0        | 0        | 0        | 0        | 0        | 0        | 0         | 0.0        |
| 148        | C        | 37        | Grant Stevenson     | 5         | 0        | 0        | 0        | -1       | 4        | 0        | 0        | 0        | 0        | 6         | 0.0        |
| <b>149</b> | <b>R</b> | <b>28</b> | <b>Timo Meier</b>   | <b>5</b>  | <b>0</b> | <b>0</b> | <b>0</b> | <b>0</b> | <b>2</b> | <b>0</b> | <b>0</b> | <b>0</b> | <b>0</b> | <b>11</b> | <b>0.0</b> |
| 150        | L/R      | 8,12      | Kevin Miller        | 6         | 0        | 0        | 0        | -3       | 2        | 0        | 0        | 0        | 0        | 7         | 0.0        |
| 151        | D        | 37        | Brad Lukowich       | 6         | 0        | 0        | 0        | 1        | 0        | 0        | 0        | 0        | 0        | 6         | 0.0        |
| 152        | L        | 12        | Bill Lindsay        | 6         | 0        | 0        | 0        | 0        | 16       | 0        | 0        | 0        | 0        | 4         | 0.0        |
| 153        | L        | 28        | Shawn Burr          | 6         | 0        | 0        | 0        | -1       | 8        | 0        | 0        | 0        | 0        | 4         | 0.0        |
| 154        | D        | 3         | Bob Rouse           | 6         | 0        | 0        | 0        | -1       | 6        | 0        | 0        | 0        | 0        | 4         | 0.0        |
| 155        | L        | 24        | Travis Moen         | 6         | 0        | 0        | 0        | -4       | 2        | 0        | 0        | 0        | 0        | 4         | 0.0        |
| 156        | L        | 62,23     | Andrei Nazarov      | 6         | 0        | 0        | 0        | 0        | 9        | 0        | 0        | 0        | 0        | 3         | 0.0        |
| 157        | C        | 37        | Adam Burish         | 6         | 0        | 0        | 0        | 0        | 4        | 0        | 0        | 0        | 0        | 9         | 0.0        |
| 158        | L        | 45        | Jody Shelley        | 7         | 0        | 0        | 0        | -1       | 2        | 0        | 0        | 0        | 0        | 1         | 0.0        |
| 159        | G        | 31        | Wade Flaherty       | 7         | 0        | 0        | 0        | 0        | 0        | 0        | 0        | 0        | 0        | 0         | 0.0        |
| 160        | L        | 38        | Bracken Kearns      | 7         | 0        | 0        | 0        | -1       | 2        | 0        | 0        | 0        | 0        | 4         | 0.0        |
| 161        | R        | 28        | Matt Bradley        | 10        | 0        | 0        | 0        | 0        | 0        | 0        | 0        | 0        | 0        | 4         | 0.0        |
| 162        | G        | 35        | Vesa Toskala        | 11        | 0        | 0        | 0        | 0        | 0        | 0        | 0        | 0        | 0        | 0         | 0.0        |
| 163        | R        | 10        | Jamal Mayers        | 12        | 0        | 0        | 0        | -3       | 12       | 0        | 0        | 0        | 0        | 5         | 0.0        |
| 164        | G        | 31        | Steve Shields       | 13        | 0        | 0        | 0        | 0        | 0        | 0        | 0        | 0        | 0        | 0         | 0.0        |
| 165        | G        | 32        | Arturs Irbe         | 20        | 0        | 0        | 0        | 0        | 16       | 0        | 0        | 0        | 0        | 0         | 0.0        |
| 166        | D        | 46        | Roman Polak         | 24        | 0        | 0        | 0        | -5       | 15       | 0        | 0        | 0        | 0        | 24        | 0.0        |
| <b>167</b> | <b>G</b> | <b>31</b> | <b>Martin Jones</b> | <b>30</b> | <b>0</b> | <b>0</b> | <b>0</b> | <b>0</b> | <b>0</b> | <b>0</b> | <b>0</b> | <b>0</b> | <b>0</b> | <b>0</b>  | <b>0.0</b> |

## ALL-TIME SHARKS PLAYOFF GOALTENDING

| NO.       | GOALTENDER          | GPI       | MINS        | AVG         | W         | L         | EN       | SO       | GA        | SA         | SPCT.        | G        | A        | PIM      |
|-----------|---------------------|-----------|-------------|-------------|-----------|-----------|----------|----------|-----------|------------|--------------|----------|----------|----------|
| 35, 20    | Evgeni Nabokov      | 80        | 4820        | 2.29        | 40        | 38        | 6        | 7        | 184       | 2118       | 0.913        | 0        | 2        | 6        |
| 31        | Antti Niemi         | 40        | 2340        | 2.79        | 19        | 20        | 5        | 0        | 109       | 1151       | 0.905        | 0        | 1        | 0        |
| <b>31</b> | <b>Martin Jones</b> | <b>30</b> | <b>1850</b> | <b>2.08</b> | <b>16</b> | <b>14</b> | <b>2</b> | <b>4</b> | <b>64</b> | <b>852</b> | <b>0.925</b> | <b>0</b> | <b>0</b> | <b>0</b> |
| 32        | Arturs Irbe         | 20        | 1122        | 4.12        | 9         | 11        | 1        | 0        | 77        | 583        | 0.868        | 0        | 0        | 16       |
| 31        | Steve Shields       | 13        | 756         | 3.33        | 5         | 8         | 1        | 0        | 42        | 359        | 0.883        | 0        | 0        | 0        |
| 35        | Vesa Toskala        | 11        | 686         | 2.45        | 6         | 5         | 0        | 1        | 28        | 311        | 0.910        | 0        | 0        | 0        |
| 29        | Mike Vernon         | 11        | 669         | 2.42        | 4         | 7         | 1        | 1        | 27        | 310        | 0.913        | 0        | 1        | 0        |
| 31        | Wade Flaherty       | 7         | 377         | 4.93        | 2         | 3         | 0        | 0        | 31        | 221        | 0.860        | 0        | 0        | 0        |
| 34        | Miikka Kiprusoff    | 4         | 157         | 1.91        | 1         | 1         | 1        | 0        | 5         | 81         | 0.938        | 0        | 0        | 0        |
| 32        | Alex Stalock        | 3         | 117         | 2.05        | 0         | 1         | 1        | 0        | 4         | 56         | 0.929        | 0        | 0        | 0        |
| 30        | Antero Niittymäki   | 2         | 91          | 0.66        | 1         | 0         | 0        | 0        | 1         | 30         | 0.967        | 0        | 0        | 0        |
| 1         | Thomas Greiss       | 1         | 40          | 3.00        | 0         | 0         | 0        | 0        | 2         | 28         | 0.929        | 0        | 0        | 0        |
| 29        | Jim Waite           | 2         | 40          | 4.50        | 0         | 0         | 0        | 0        | 3         | 17         | 0.824        | 0        | 0        | 0        |
| 34        | James Reimer        | 1         | 29          | 2.07        | 0         | 0         | 1        | 0        | 1         | 7          | 0.857        | 0        | 0        | 0        |
| 32        | Kelly Hrudey        | 1         | 20          | 3.00        | 0         | 0         | 0        | 0        | 1         | 6          | 0.833        | 0        | 0        | 0        |
| 33        | Brian Boucher       | 1         | 2           | 0.00        | 0         | 0         | 1        | 0        | 0         | 0          | .000         | 0        | 0        | 0        |





## ALL-TIME SHARKS PLAYOFF LEADERS

PLAYERS CURRENTLY ON SHARKS ROSTER IN **BOLD**

PLAYOFFS

### GAMES PLAYED

| RNK | PLAYER                     | GP         |
|-----|----------------------------|------------|
| 1   | Patrick Marleau            | 177        |
| 2   | <b>Joe Thornton</b>        | <b>125</b> |
| 3   | <b>Marc-Edouard Vlasic</b> | <b>114</b> |
| 4   | <b>Joe Pavelski</b>        | <b>111</b> |
| 5   | <b>Logan Couture</b>       | <b>86</b>  |
|     | Evgeni Nabokov             | 80         |
| 7   | Scott Hannan               | 76         |
| 8   | Mike Rathje                | 71         |
| 9   | Ryane Clowe                | 68         |
| 10  | Brad Stuart                | 64         |

### PLUS/MINUS

| RNK | PLAYER                     | +/-       |
|-----|----------------------------|-----------|
| 1   | <b>Marc-Edouard Vlasic</b> | <b>14</b> |
| 2   | Scott Hannan               | 11        |
| 3   | Milan Michalek             | 9         |
| 4   | Jonathan Cheechoo          | 8         |
|     | Mike Ricci                 | 8         |
|     | <b>Chris Tierney</b>       | <b>8</b>  |
| 7   | <b>Paul Martin</b>         | <b>7</b>  |
| 8   | <b>Brent Burns</b>         | <b>6</b>  |
|     | Kyle Wellwood              | 6         |
|     | Steve Bernier              | 6         |

### GOALS

| RNK | PLAYER               | G         |
|-----|----------------------|-----------|
| 1   | Patrick Marleau      | 68        |
| 2   | <b>Joe Pavelski</b>  | <b>42</b> |
| 3   | <b>Logan Couture</b> | <b>30</b> |
| 4   | <b>Joe Thornton</b>  | <b>21</b> |
| 5   | Ryane Clowe          | 18        |
| 6   | Jonathan Cheechoo    | 16        |
| 7   | Vincent Damphousse   | 15        |
|     | Owen Nolan           | 15        |
| 9   | Mike Ricci           | 14        |
|     | Devin Setoguchi      | 14        |

### PENALTY MINUTES

| RNK | PLAYER              | PIM       |
|-----|---------------------|-----------|
| 1   | Ryane Clowe         | 97        |
| 2   | <b>Joe Thornton</b> | <b>85</b> |
| 3   | Scott Hannan        | 83        |
| 4   | Patrick Marleau     | 75        |
| 5   | Vincent Damphousse  | 68        |
| 6   | Owen Nolan          | 54        |
| 7   | <b>Brent Burns</b>  | <b>53</b> |
| 8   | Douglas Murray      | 46        |
| 9   | Mike Rathje         | 45        |
| 10  | Andrew Desjardins   | 43        |
|     | Scott Nichol        | 43        |

### ASSISTS

| RNK | PLAYER                     | A         |
|-----|----------------------------|-----------|
| 1   | <b>Joe Thornton</b>        | <b>84</b> |
| 2   | Patrick Marleau            | 52        |
| 3   | <b>Joe Pavelski</b>        | <b>41</b> |
| 4   | <b>Logan Couture</b>       | <b>39</b> |
| 5   | Dan Boyle                  | 37        |
| 6   | Ryane Clowe                | 27        |
| 7   | <b>Marc-Edouard Vlasic</b> | <b>26</b> |
| 8   | <b>Brent Burns</b>         | <b>24</b> |
| 9   | Vincent Damphousse         | 23        |
| 10  | Igor Larionov              | 21        |

### POWER-PLAY GOALS

| RNK | PLAYER              | PP        |
|-----|---------------------|-----------|
| 1   | Ryane Clowe         | 97        |
| 2   | <b>Joe Thornton</b> | <b>85</b> |
| 3   | Scott Hannan        | 83        |
| 4   | Patrick Marleau     | 75        |
| 5   | Vincent Damphousse  | 68        |
| 6   | Owen Nolan          | 54        |
| 7   | <b>Brent Burns</b>  | <b>53</b> |
| 8   | Douglas Murray      | 46        |
| 9   | Mike Rathje         | 45        |
| 10  | Andrew Desjardins   | 43        |
|     | Scott Nichol        | 43        |

### POINTS

| RNK | PLAYER               | PTS        |
|-----|----------------------|------------|
| 1   | Patrick Marleau      | 120        |
| 2   | <b>Joe Thornton</b>  | <b>105</b> |
| 3   | <b>Joe Pavelski</b>  | <b>83</b>  |
| 4   | <b>Logan Couture</b> | <b>69</b>  |
| 5   | Dan Boyle            | 48         |
| 6   | Ryane Clowe          | 45         |
| 7   | Vincent Damphousse   | 38         |
| 8   | <b>Brent Burns</b>   | <b>36</b>  |
| 9   | Jonathan Cheechoo    | 35         |
| 10  | Mike Ricci           | 33         |

### SHORTHANDED GOALS

| RNK | PLAYER             | SH |
|-----|--------------------|----|
| 1   | Patrick Marleau    | 4  |
| 2   | Vincent Damphousse | 3  |
| 3   | Owen Nolan         | 2  |
| 4   | Rob Gaudreau       | 1  |
|     | Tom Pederson       | 1  |

## ALL-TIME SHARKS PLAYOFF LEADERS



## GAME-WINNING GOALS

| RNK | PLAYER               | GW |
|-----|----------------------|----|
| 1   | Patrick Marleau      | 16 |
| 2   | Joe Pavelski         | 12 |
| 3   | Logan Couture        | 6  |
|     | Joe Thornton         | 6  |
| 5   | Owen Nolan           | 5  |
| 6   | Vincent Damphousse   | 3  |
|     | Devin Setoguchi      | 3  |
|     | Jonathan Cheechoo    | 3  |
| 9   | Joonas Donskoi       | 2  |
|     | Melker Karlsson      | 2  |
|     | Ten others tied with | 2  |

## OVERTIME GOALS

| RNK | PLAYER                 | OT |
|-----|------------------------|----|
| 1   | Patrick Marleau        | 4  |
| 2   | Joe Pavelski           | 3  |
|     | Devin Setoguchi        | 3  |
| 4   | Logan Couture          | 1  |
|     | Joe Thornton           | 1  |
|     | Joonas Donskoi         | 1  |
|     | Melker Karlsson        | 1  |
|     | Eight others tied with | 1  |

## SHOTS

| RNK | PLAYER            | S   |
|-----|-------------------|-----|
| 1   | Patrick Marleau   | 457 |
| 2   | Joe Pavelski      | 357 |
| 3   | Joe Thornton      | 269 |
| 4   | Logan Couture     | 227 |
| 5   | Dan Boyle         | 184 |
| 6   | Brent Burns       | 182 |
| 7   | Jonathan Cheechoo | 158 |
| 8   | Ryane Clowe       | 157 |
| 9   | Devin Setoguchi   | 152 |
| 10  | Owen Nolan        | 146 |

## SHOOTING PERCENTAGE (MIN. 30 SHOTS)

| RNK | PLAYER          | PCTG |
|-----|-----------------|------|
| 1   | Sergei Makarov  | 32.4 |
| 2   | Ulf Dahlen      | 20.0 |
| 3   | Melker Karlsson | 18.8 |
| 4   | Joel Ward       | 18.2 |
| 5   | Mike Ricci      | 18.2 |
| 6   | Jamie Baker     | 15.2 |
| 7   | Joonas Donskoi  | 15.0 |
| 8   | Patrick Marleau | 14.9 |
| 9   | Mike Rathje     | 14.8 |
| 10  | Logan Couture   | 13.2 |
|     | Scott Thornton  | 13.2 |



## ALL-TIME SHARKS GOALTENDING LEADERS

CURRENT SHARKS ON ROSTER IN **BOLD**

Evgeni Nabokov

PLAYOFFS

## GAMES PLAYED

| RANK     | GOALTENDER          | GPI       |
|----------|---------------------|-----------|
| 1        | Evgeni Nabokov      | 80        |
| 2        | Antti Niemi         | 40        |
| <b>3</b> | <b>Martin Jones</b> | <b>30</b> |
| 4        | Arturs Irbe         | 20        |
| 5        | Steve Shields       | 13        |
| 6        | Mike Vernon         | 11        |
|          | Vesa Toskala        | 11        |
| 8        | Wade Flaherty       | 7         |
| 9        | Miikka Kiprusoff    | 4         |
| 10       | Alex Stalock        | 3         |

## GOALS-AGAINST AVERAGE

| (MIN. 120 MINUTES) |                     |             |             |
|--------------------|---------------------|-------------|-------------|
| RANK               | GOALTENDER          | MINS        | AVG         |
| 1                  | Miikka Kiprusoff    | 157         | 1.91        |
| <b>2</b>           | <b>Martin Jones</b> | <b>1850</b> | <b>2.08</b> |
| 3                  | Evgeni Nabokov      | 4820        | 2.29        |
| 4                  | Mike Vernon         | 669         | 2.42        |
| 5                  | Vesa Toskala        | 686         | 2.45        |
| 6                  | Antti Niemi         | 2340        | 2.79        |
| 7                  | Steve Shields       | 756         | 3.33        |
| 8                  | Arturs Irbe         | 1122        | 4.12        |
| 9                  | Wade Flaherty       | 377         | 4.93        |

## MINUTES

| RANK     | GOALTENDER          | MINS        |
|----------|---------------------|-------------|
| 1        | Evgeni Nabokov      | 4820        |
| 2        | Antti Niemi         | 2340        |
| <b>3</b> | <b>Martin Jones</b> | <b>1850</b> |
| 4        | Arturs Irbe         | 1122        |
| 5        | Steve Shields       | 756         |
| 6        | Vesa Toskala        | 686         |
| 7        | Mike Vernon         | 669         |
| 8        | Wade Flaherty       | 377         |
| 9        | Miikka Kiprusoff    | 157         |
| 10       | Alex Stalock        | 117         |

## WINS

| RANK     | GOALTENDER          | W         |
|----------|---------------------|-----------|
| 1        | Evgeni Nabokov      | 40        |
| 2        | Antti Niemi         | 19        |
| <b>3</b> | <b>Martin Jones</b> | <b>16</b> |
| 4        | Arturs Irbe         | 9         |
| 5        | Vesa Toskala        | 6         |
| 6        | Steve Shields       | 5         |
| 7        | Mike Vernon         | 4         |
| 8        | Wade Flaherty       | 2         |
| 9        | Antero Niittymäki   | 1         |
| 10       | Miikka Kiprusoff    | 1         |



# 2017-18 SAN JOSE SHARKS MEDIA GUIDE

## ALL-TIME SHARKS GOALTENDING LEADERS

CURRENT SHARKS ON ROSTER IN **BOLD**

PLAYOFFS



Arturs Irbe

### GOALS ALLOWED

| RANK     | GOALTENDER          | GA        |
|----------|---------------------|-----------|
| 1        | Evgeni Nabokov      | 184       |
| 2        | Antti Niemi         | 109       |
| 3        | Arturs Irbe         | 77        |
| <b>4</b> | <b>Martin Jones</b> | <b>64</b> |
| 5        | Steve Shields       | 42        |
| 6        | Wade Flaherty       | 31        |
| 7        | Vesa Toskala        | 28        |
| 8        | Mike Vernon         | 27        |
| 9        | Miikka Kiprusoff    | 5         |
| 10       | Alex Stalock        | 4         |

### SHOTS AGAINST

| RANK     | GOALTENDER          | SA         |
|----------|---------------------|------------|
| 1        | Evgeni Nabokov      | 2118       |
| 2        | Antti Niemi         | 1151       |
| <b>3</b> | <b>Martin Jones</b> | <b>852</b> |
| 4        | Arturs Irbe         | 583        |
| 5        | Steve Shields       | 359        |
| 6        | Vesa Toskala        | 311        |
| 7        | Mike Vernon         | 310        |
| 8        | Wade Flaherty       | 221        |
| 9        | Miikka Kiprusoff    | 81         |
| 10       | Alex Stalock        | 56         |

### EMPTY NET GOALS

| RANK     | GOALTENDER          | EN       |
|----------|---------------------|----------|
| 1        | Evgeni Nabokov      | 6        |
| 2        | Antti Niemi         | 5        |
| <b>3</b> | <b>Martin Jones</b> | <b>2</b> |
|          | Arturs Irbe         | 1        |
|          | Steve Shields       | 1        |
|          | Mike Vernon         | 1        |
|          | Miikka Kiprusoff    | 1        |
|          | Brian Boucher       | 1        |
|          | Alex Stalock        | 1        |
|          | James Reimer        | 1        |

### SAVE PERCENTAGE

| (MIN. 120 MINUTES) |                     |              |
|--------------------|---------------------|--------------|
| RANK               | GOALTENDER          | SPCT.        |
| 1                  | Miikka Kiprusoff    | 0.938        |
| <b>2</b>           | <b>Martin Jones</b> | <b>0.925</b> |
| 3                  | Evgeni Nabokov      | 0.913        |
| 4                  | Mike Vernon         | 0.913        |
| 5                  | Vesa Toskala        | 0.910        |
| 6                  | Antti Niemi         | 0.905        |
| 7                  | Steve Shields       | 0.883        |
| 8                  | Arturs Irbe         | 0.868        |
| 9                  | Wade Flaherty       | 0.860        |

### SHUTOUTS

| RANK     | GOALTENDER          | SO       |
|----------|---------------------|----------|
| 1        | Evgeni Nabokov      | 7        |
| <b>2</b> | <b>Martin Jones</b> | <b>4</b> |
| 3        | Mike Vernon         | 1        |
|          | Vesa Toskala        | 1        |

### ASSISTS

| RANK | GOALTENDER     | A |
|------|----------------|---|
| 1    | Evgeni Nabokov | 2 |
| 2    | Mike Vernon    | 1 |
|      | Antti Niemi    | 1 |

### PENALTY MINUTES

| RANK | GOALTENDER     | PIM |
|------|----------------|-----|
| 1    | Arturs Irbe    | 16  |
| 2    | Evgeni Nabokov | 6   |



## SHARKS ALL-TIME PLAYOFF RECORDS



Tommy Wingels

UPDATED THROUGH 2017 PLAYOFFS • **BOLD** INDICATES LAST SEASON

PLAYOFFS

### GOALS

**MOST GOALS, GAME AT HOME — 7 (2 times, most recent — 4/18/17 vs. Edmonton [7-0 W])**  
**MOST GOALS, GAME ON ROAD — 7, 4/30/99 at Colorado (7-3 W)**  
**MOST GOALS AGAINST, GAME AT HOME — 9, 5/11/95 vs. Calgary (2-9 L)**  
**MOST GOALS AGAINST, GAME ON ROAD — 8, 5/4/02 at Colorado (2-8 L)**  
**MOST GOALS, GAME BY BOTH TEAMS AT HOME — 11 (3 times, most recent — 4/16/10 vs. Colorado [6-5 WOT])**  
**MOST GOALS, GAME BY BOTH TEAMS ON ROAD — 11, (4 times, most recent - 4/19/11 at Los Angeles [6-5 W])**  
**FEWEST GOALS, GAME AT HOME — 0 (6 times, most recent — 4/16/17 vs. Edmonton [0-1 L])**  
**FEWEST GOALS, GAME ON ROAD — 0 (15 times, most recent—4/14/17 at Edmonton [0-2 L])**  
**FEWEST GOALS ALLOWED, GAME AT HOME — 0 (7 times, most recent— 4/18/17 vs. Edmonton [7-0 W])**  
**FEWEST GOALS ALLOWED, GAME ON ROAD — 0, (6 times, most recent — 5/17/16 at St. Louis [4-0 W])**  
**FEWEST GOALS BY BOTH TEAMS, GAME AT HOME — 1 (3 times, most recent — 4/16/17 vs. Edmonton [0-1 L])**  
**FEWEST GOALS BY BOTH TEAMS, GAME ON ROAD — 1, (6 times, most recent — 4/11/10 at Colorado [0-1 L OT])**  
**EARLIEST GOAL FROM START OF GAME, FOR — :15, 4/18/17 vs. Edmonton (7-0 W), Joe Pavelski**  
**EARLIEST GOAL FROM START OF 2ND PERIOD, FOR — :28 (1 time, most recent-4/30/14 vs. Los Angeles [1-5 L], Matt Irwin)**  
**EARLIEST GOAL FROM START OF 3RD PERIOD, FOR — :16, 5/23/16 at St. Louis (6-3 W), Joe Pavelski**  
**EARLIEST GOAL FROM START OF OVERTIME, FOR — 1:05, 5/2/08 vs. Dallas (3-2 W OT), Joe Pavelski**  
**EARLIEST GOAL FROM START OF GAME, AGAINST — :20, 5/11/04 vs. Calgary (1-4 L), Marcus Nilson**  
**EARLIEST GOAL FROM START OF 2ND PERIOD, AGAINST — :21, 4/23/00 vs. St. Louis (2-6 L), Scott Young**  
**EARLIEST GOAL FROM START OF 3RD PERIOD, AGAINST — :12, 5/14/06 vs. Edmonton (3-6 L), Shawn Horcoff**  
**EARLIEST GOAL FROM START OF OVERTIME, AGAINST — :51, 4/18/10 at Colorado (0-1 LOT), Ryan O'Reilly**  
**FASTEST 2 GOALS, FOR — :08, 4/30/98 at Dallas (2-3 L); John MacLean, Ron Sutter**  
**FASTEST 3 GOALS, FOR — 1:19, 4/29/10 vs. Detroit (4-3 W); Joe Pavelski, Dany Heatley, Devin Setoguchi**  
**FASTEST 4 GOALS, FOR — 8:49, 4/22/08 vs. Calgary (5-3 W); Jeremy Roenick, Jeremy Roenick, Joe Pavelski, Devin Setoguchi**  
**FASTEST 2 GOALS, AGAINST — :12, 5/04/02 at Colorado (2-8 L); Eric Messier, Dan Hinote**  
**FASTEST 3 GOALS, AGAINST — 1:36, 4/28/94 at Detroit (1-7 L); Steve Chiasson, Ray Sheppard, Slava Kozlov**  
**FASTEST 4 GOALS, AGAINST — 3:01, 4/28/94 at Detroit (1-7 L); Steve Chiasson, Ray Sheppard, Slava Kozlov, Steve Yzerman**



## SHARKS ALL-TIME PLAYOFF RECORDS

**FASTEST 5 GOALS, AGAINST** — 13:10, 5/6/10 at Detroit (1-7 L); Todd Bertuzzi, Johan Franzen (3 consecutive), Valtteri Filppula

**FASTEST 6 GOALS, AGAINST** — 17:25, 5/6/10 at Detroit (1-7 L); Todd Bertuzzi, Johan Franzen (3 consecutive), Valtteri Filppula, Brian Rafalski

**MOST CONSECUTIVE GOALS GAME, FOR** — 7, (4/18/17 vs. Edmonton [7-0 W])

**MOST CONSECUTIVE GOALS GAME, AGAINST** — 6, (2 times, most recent, 5/6//10 at Detroit [1-7 L])

**MOST GOALS FOR, PERIOD AT HOME** — 4, (most recent, 4/18/17 vs. Edmonton (7-0 W), 2nd period)

**MOST GOALS FOR, PERIOD ON ROAD** — 5, 4/19/11 at Los Angeles (6-5 W), 2nd period

**MOST GOALS AGAINST, PERIOD AT HOME** — 5, 4/23/00 vs. St. Louis [2-6 L], 2nd period)

**MOST GOALS AGAINST, PERIOD ON ROAD** — 5, 5/6/10 at Detroit [1-7 L]; 1st period)

**WIDEST MARGIN OF VICTORY, HOME** — 7, 4/18/17 vs. Edmonton (7-0 W)

**WIDEST MARGIN OF VICTORY, ROAD** — 4, 2 times, most recent, 5/17/16 at St. Louis (4-0 W)

**WIDEST MARGIN OF DEFEAT, HOME** — 7, 5/11/95 vs. Calgary (2-9 L)

**WIDEST MARGIN OF DEFEAT, ROAD** — 6 (3 times, most recent — 5/6/10 at Detroit [1-7 L])

## POINTS

**MOST POINTS, GAME** — 20, 4/18/17 vs. Edmonton (7-0 W)

**MOST POINTS AGAINST, GAME** — 23 (2 times, most recent — 5/11/95 vs. Calgary [2-9 L])

**MOST POINTS, GAME BY BOTH TEAMS** — 31, 4/19/11 at Los Angeles (6-5 WOT), LA 13, S.J. 18)

**FEWEST POINTS, GAME** — 0 (21 times, most recent—4/16/17 vs. Edmonton [0-1 L])

**FEWEST POINTS AGAINST, GAME** — 0 (13 times, most recent— 4/18/17 vs. Edmonton [7-0 W])

**FEWEST POINTS, GAME BY BOTH TEAMS** — 1, (2 times, most recent, 4/16/17 vs. Edmonton [0-1 L]); EDM 1, S.J. 0

## SHOTS

**MOST SHOTS, GAME AT HOME** — 52, (2 times, most recent — 4/16/10 vs. Colorado [6-5 WOT])

**MOST SHOTS, GAME ON ROAD** — 62, 5/4/08 at Dallas (1-2 L 4OT)

**MOST SHOTS FACED, GAME AT HOME** — 49, 5/2/07 vs. Detroit (2-3 L OT)

**MOST SHOTS FACED, GAME ON ROAD** — 60, 5/19/95 at Calgary (5-4 W 2OT)



Logan Couture



## SHARKS ALL-TIME PLAYOFF RECORDS

## PLAYOFFS



Rob Blake

**MOST SHOTS, GAME BY BOTH TEAMS AT HOME** — 89, 5/09/04 vs. Calgary (3-4 L OT); S.J. 52, CGY 37  
**MOST SHOTS, GAME BY BOTH TEAMS ON ROAD** — 117, 5/4/08 at Dallas (1-2 L 4OT); SJ 62, DAL 55  
**FEWEST SHOTS, GAME AT HOME** — 12, 5/25/95 vs. Detroit (2-6 L)  
**FEWEST SHOTS, GAME ON ROAD** — 15, 5/21/95 at Detroit (0-6 L)  
**FEWEST SHOTS FACED, GAME AT HOME** — 13, 5/22/11 vs. Vancouver (2-4 L)  
**FEWEST SHOTS FACED, GAME ON ROAD** — 10, 4/15/08 at Calgary (3-2 W)  
**FEWEST SHOTS, GAME BY BOTH TEAMS AT HOME** — 38, 2 times, most recent, 5/19/16 (3-0 W); SJ 16, STL 22  
**FEWEST SHOTS, GAME BY BOTH TEAMS ON ROAD** — 37, 4/30/00 at Dallas (0-1 L); DAL 19, SJ 18  
**MOST SHOTS, PERIOD AT HOME** — 27, 4/10/08 vs. Calgary (2-0 W) 2nd period  
**MOST SHOTS, PERIOD ON ROAD** — 23 (1 time, most recent — 4/22/14 at Los Angeles [4-3 WOT], 3rd period)  
**MOST SHOTS, OT AT HOME** — 14, 4/14/11 vs. Los Angeles (3-2 W OT, 14:44)  
**MOST SHOTS, OT ON ROAD** — 31, 5/4/08 at Dallas (1-2 L 4OT, 69:03)  
**MOST SHOTS FACED, PERIOD AT HOME** — 18, 3 times, most recent — 4/26/14 vs. Los Angeles (0-3 L), 1st period  
**MOST SHOTS FACED, PERIOD ON ROAD** — 21, 5/23/95 at Detroit (2-6 L); 1st period  
**MOST SHOTS FACED, OT AT HOME** — 12, (2 times, most recent — 5/2/07 vs. Detroit [2-3 L OT]; 16:04)  
**MOST SHOTS FACED, OT ON ROAD** — 32, 5/4/08 at Dallas (1-2 L [4OT]) 69:03 4 OT  
**FEWEST SHOTS, PERIOD AT HOME** — 2 (4 times, most recent, 6/12/16 vs. Pittsburgh [1-3 L]; 3rd period  
**FEWEST SHOTS, PERIOD ON ROAD** — 2, (3 times, most recent 4/11/07 at Nashville [5-4 W 2 OT]; 3rd period)  
**FEWEST SHOTS, OT AT HOME** — 0, 4/25/08 vs. Dallas (2-3 L OT), 64:39  
**FEWEST SHOTS, OT ON ROAD** — 0, 5/12/94 at Toronto (2-3 L OT), 68:53  
**FEWEST SHOTS FACED, PERIOD AT HOME** — 1 (2 times, most recent — 4/16/01 vs. St. Louis [3-6 L], 3rd period)  
**FEWEST SHOTS FACED, PERIOD ON ROAD** — 2, (2 times, most recent — 4/15/08 at Calgary (3-2 W), 1st period  
**FEWEST SHOTS FACED, OT AT HOME** — 0 (2 times, most recent— 5/18/13 vs. Los Angeles [2-1 W OT], 1st over-time)  
**FEWEST SHOTS FACED, OT ON ROAD** — 0, (2 times, most recent — 4/25/11 at Los Angeles [4-3 WOT ])  
**LARGEST MARGIN OUTSHOOTING, HOME** — 30, (2 times, most recent 4/23/11 vs. Los Angeles (1-3 L)  
**LARGEST MARGIN OUTSHOOTING, ROAD** — 34, 4/18/10 at Colorado (0-1 LOT)  
**LARGEST MARGIN OUTSHOT, HOME** — 24, 5/25/95 vs. Detroit (2-6 L)



## SHARKS ALL-TIME PLAYOFF RECORDS

**LARGEST MARGIN OUTSHOT, ROAD** — 30, 5/19/95 at Calgary (5-4 W 2OT)

### SPECIAL TEAMS

**MOST PPG FOR, GAME AT HOME** — 4, (4/18/17 vs. Edmonton [7-0 W])

**MOST PPG FOR, GAME ON ROAD** — 3, 4/23/06 at Nashville [3-0 W]

**MOST PPG AGAINST, GAME AT HOME** — 3, (3 times, most recent — 4/6/12 vs. St. Louis [3-4 L])

**MOST PPG AGAINST, GAME ON ROAD** — 4, (2 times, most recent — 4/21/06 at Nashville [3-4 L])

**MOST PPG, GAME BY BOTH TEAMS AT HOME** — 5, 5/20/11 vs. Vancouver (4-3 W); S.J. 3, VAN 2

**MOST PPG, GAME BY BOTH TEAMS ON ROAD** — 5, (2 times, most recent — 5/18/11 [3-7 L]); VAN 3, S.J. 2

**MOST PP ATTEMPTS FOR, GAME AT HOME** — 14, 4/26/98 vs. Dallas (4-1 W)

**MOST PP ATTEMPTS FOR, GAME ON ROAD** — 10, 4/23/06 at Nashville (3-0 W)

**MOST PP ATTEMPTS AGAINST, GAME AT HOME** — 9, 4/23/00 vs. St. Louis (2-6 L)

**MOST PP ATTEMPTS AGAINST, GAME ON ROAD** — 15, 4/24/98 at Dallas (2-5 L)

**MOST PP ATTEMPTS, GAME BY BOTH TEAMS AT HOME** — 20, 4/10/04 vs. St. Louis (3-1 W); STL 7, SJ 13

**MOST PP ATTEMPTS, GAME BY BOTH TEAMS ON ROAD** — 19, (2 times, most recent — 4/23/06 at Nashville (3-0 W); NSH 9, S.J. 10)

**MOST SHG, GAME** — 2, 4/30/99 at Colorado (7-3 W), Vincent Damphousse (2)

**MOST SHG ALLOWED, GAME** — 2 - (4 times, most recent — 4/14/17 at Edmonton (0-2 L); Zach Kassian, Connor McDavid)

**MOST SHG, PERIOD** — 2, 4/30/99 at Colorado (7-3 W), Vincent Damphousse (2), 3rd period

**MOST SHG ALLOWED, PERIOD** — 2 (2 times, most recent — 5/11/95 vs. Calgary [2-9 L]; Mike Sullivan, Ron Stern), 1st period

**MOST PENALTIES FOR, GAME AT HOME** — 15, 5/6/94 vs. Toronto (5-2 W); 57 PIM

**MOST PENALTIES FOR, GAME ON ROAD** — 21, 4/24/98 at Dallas (2-5 L); 72 PIM

**MOST PENALTIES AGAINST, GAME AT HOME** — 20, 4/26/98 vs. Dallas (4-1 W); 75 PIM

**MOST PENALTIES AGAINST, GAME ON ROAD** — 16, 4/14/12 at St. Louis (0-3 L); 68 PIM

**MOST PIM FOR, GAME AT HOME** — 57, 5/6/94 vs. Toronto (5-2 W); 15 Penalties

**MOST PIM FOR, GAME ON ROAD** — 72, 4/24/98 at Dallas (2-5 L); 21 Penalties

**MOST PIM AGAINST, GAME AT HOME** — 75, 4/26/98 vs. Dallas (4-1 W); 20 Penalties

**MOST PIM AGAINST, GAME ON ROAD** — 68, 4/14/12 at St. Louis (0-3 L); 16 Penalties

**FEWEST PENALTIES FOR, GAME AT HOME** — 0, 5/16/10 vs. Chicago (1-2 L); 0 PIM

**FEWEST PENALTIES FOR, GAME ON ROAD** — 1, (4 times, most recent, 4/22/16 at Los Angeles [6-3 W]), 2 PIM

**FEWEST PENALTIES AGAINST, GAME AT HOME** — 2, (2 times, most recent, 4/16/17 vs. Edmonton (0-1 L); 4 PIM

**FEWEST PENALTIES AGAINST, GAME ON ROAD** — 1, (3 times, most recent, 4/20/17 at Edmonton [3-4 OTL], 2 PIM

**FEWEST PIM FOR, GAME AT HOME** — 0, 5/16/10 vs. Chicago (1-2 L); 0 Penalties

**FEWEST PIM FOR, GAME ON ROAD** — 2, (4 times, most recent, 4/22/16 at Los Angeles [6-3 W]), 1 Penalty

**FEWEST PIM AGAINST, GAME AT HOME** — 4, (2 times, most recent, 4/16/17 vs. Edmonton (0-1 L); 2 Penalties

**FEWEST PIM AGAINST, GAME ON ROAD** — 2, (3 times, most recent, 4/20/17 at Edmonton [3-4 OTL], 1 Penalty

**MOST PENALTY MINUTES, GAME BY BOTH TEAMS, HOME** — 125, 5/6/94 vs. Toronto (5-2 W); TOR 68, S.J. 57

**MOST PENALTY MINUTES, GAME BY BOTH TEAMS, ROAD** — 132, 4/14/12 at St. Louis (0-3 L); STL 68, S.J. 64

**FEWEST PENALTY MINUTES, GAME BY BOTH TEAMS, HOME** — 6, (3 times, most recent, 4/16/17 vs. Edmonton [0-1 L], SJ 2, STL 4)



Raffi Torres



## SHARKS ALL-TIME PLAYOFF RECORDS

**FEWEST PENALTY MINUTES, GAME BY BOTH TEAMS, ROAD** — 6, 2 times, most recent, 6/1/16 at Pittsburgh [1-2 LOT], SJ SJ 4, PIT 2

**FEWEST PENALTIES, GAME BY BOTH TEAMS, HOME** — 3, (3 times, most recent, 4/16/17 vs. Edmonton (0-1 L); SJ 1, EDM 2

**FEWEST PENALTIES, GAME BY BOTH TEAMS, ROAD** — 3, 2 times, most recent, 6/1/16 at Pittsburgh [1-2 LOT], SJ 2, PIT 1

**MOST PENALTIES, GAME BY BOTH TEAMS, HOME** — 33, 5/6/94 vs. Toronto (5-2 W); TOR 18, S.J. 15

**MOST PENALTIES, GAME BY BOTH TEAMS, ROAD** — 33, 4/24/98 at Dallas (2-5 L); DAL 12, S.J. 21

**MOST CONSECUTIVE GAMES SCORING PPG** — 5, (2 times, most recent — 5/6/10 at Detroit thru 5/21/10 at Chicago)

**MOST CONSECUTIVE GAMES NOT SCORING PPG** — 6, 4/12/01 thru 4/21/01 vs. St. Louis

**MOST CONSECUTIVE GAMES ALLOWING PPG** — 8, 4/12/00 thru 4/25/00 vs. St. Louis, 4/28/00 vs. Dallas

**MOST CONSECUTIVE GAMES NOT ALLOWING PPG** — 4, (3 times, most recent — 5/25/16 vs. St. Louis thru 6/4/16 vs. Pittsburgh)

**MOST CONSECUTIVE CHANCES NOT SCORING PPG** — 23, 4/12/01 (1st period) thru 4/21/01 (3rd period) vs. St. Louis

**MOST CONSECUTIVE CHANCES NOT ALLOWING PPG** — 20, 4/22/04 (2nd period) vs. Colorado thru 5/04/04 at Colorado (2nd period)

**LONGEST SHUTOUT STREAK** - 178:14, 4/24/02 vs. Colorado (1st period) thru 4/28/04 at Colorado (OT, 5:15)

**LONGEST CONSECUTIVE SCORELESS STREAK** — 172:59, 5/4/08 at Dallas (3rd period) thru 4/19/09 vs. Anaheim (2nd period)

## INDIVIDUAL

**MOST POINTS, GAME** — 4 (4 times, most recent—Logan Couture [2-2=4]; 5/5/13 vs. Vancouver [5-2 W])

**MOST GOALS, GAME** — 3, (5 times, most recent — Devin Setoguchi, 5/4/11 vs. Detroit [4-3 W OT])

**MOST ASSISTS, GAME** — 3 (18 times, most recent — Brent Burns, 4/18/17 vs. Edmonton [7-0 W])

**MOST PPG, GAME** — 2, (8 times, most recent — Brent Burns, 5/17/16 at St. Louis [4-0 W])

**MOST SHG, GAME** — 2, Vincent Damphousse, 4/30/99 at Colorado (7-3 W)

**MOST SHOTS, GAME** — 11, (2 times, most recent Joe Pavelski, 4/30/14 vs. Los Angeles (1-5 L)

**MOST PENALTIES, GAME** — 6, Ben Eager, 5/18/11 at Vancouver (3-7 L); 20 PIM

**MOST PIM, GAME** — 24, Owen Nolan, 4/24/98 at Dallas (2-5 L); 5 Penalties

**BEST PLUS/MINUS, GAME** — +4 (5 times, most recent — Brent Burns, 5/25/16 vs. St. Louis [5-2 W])

**WORST PLUS/MINUS, GAME** — -6, Craig Janney, 5/11/95 vs. Calgary (2-9 L)

**MOST CONSECUTIVE GAMES, GOAL** — 5, Joe Pavelski, 4/20/10 at Colorado thru 5/2/10 vs. Detroit

**MOST CONSECUTIVE GAMES, ASSIST** — 7 (2 times, most recent — Joe Thornton, 4/16/07 vs. Nashville thru 5/2/07 vs. Detroit)

**MOST CONSECUTIVE GAMES, POINT** — 8 (3 times, most recent — Patrick Marleau, 5/2/10 vs. Detroit thru 5/23/10 at Chicago)

**FASTEST 2 GOALS, FOR** — 1:34, Patrick Marleau, 4/22/04 vs. Colorado (5-2 W)

**FASTEST 3 GOALS, FOR** — 22:21, Patrick Marleau, 4/22/04 vs. Colorado (5-2 W)

**MOST POINTS, PERIOD** — 3 (7 times, most recent — Logan Couture [1-2=3], 6/9/16 at Pittsburgh [4-2 W] 1st period)

**MOST GOALS, PERIOD** — 2 (15 times, most recent — Chris Tierney, 5/9/16 at Nashville [3-4 L OT], 1st period)

**MOST ASSISTS, PERIOD** — 3, Mike Ricci, 4/28/99 at Colorado (4-2 W) 3rd period

**MOST PPG, PERIOD** — 2, Logan Couture, 5/5/13 vs. Vancouver [5-2 W], 3rd period

**MOST SHG, PERIOD** — 2, Vincent Damphousse, 4/30/99 at Colorado (7-3 W) 3rd period

**MOST SHOTS, PERIOD** — 8, 5/2/10 vs. Detroit (4-3 W), 3rd period

**MOST PENALTIES, PERIOD** — 4, Ben Eager (16 PIM), 5/18/11 at Vancouver (3-7 L); 3rd Period

**MOST PIM, PERIOD** — 20, Owen Nolan (20 PIM) 4/24/98 at Dallas (2-5 L), 3rd period

**FASTEST 2 GOALS, AGAINST** — :16, Sami Salo, 5/22/11 vs. Vancouver (2-4 L)

**FASTEST 3 GOALS, AGAINST** — 3:26, Johan Franzen, 5/6/10 at Detroit (1-7 L)

**FASTEST 4 GOALS, AGAINST** — 39:43, Johan Franzen, 5/6/10 at Detroit (1-7 L)

**MOST POINTS BY OPPONENT, GAME** — 6, Johan Franzen [4-2=6], 5/6/10 at Detroit (1-7)

**MOST GOALS BY OPPONENT, GAME** — 4, (2 times, most recent — Johan Franzen, 5/6/10 at Detroit [1-7 L])

## SHARKS ALL-TIME PLAYOFF RECORDS

- MOST ASSISTS BY OPPONENT, GAME** — 4 (5 times, most recent — Henrik Sedin, 5/22/11 vs. Vancouver [2-4 L])
- MOST PPG BY OPPONENT, GAME** — 2 (5 times, most recent — Troy Brouwer, 5/21/16 vs. St. Louis [3-6 L])
- MOST SHG BY OPPONENT, GAME** — 1 (numerous times, most recent — Kyle Brodziak, 5/21/16 vs. St. Louis [3-6 L])
- MOST SHOTS BY OPPONENT, GAME** — 11 — Kevin Shattenkirk, 4/12/12 at St. Louis(3-2 W 2OT)
- MOST PENALTIES BY OPPONENT, GAME** — 6, (2 times, most recent — Chris Simon, 5/13/04 at Calgary [3-0 W]; 23 minutes)
- MOST PIM BY OPPONENT, GAME** — 23, Chris Simon, (6 penalties) 5/13/04 at Calgary (3-0 W)
- BEST PLUS/MINUS BY OPPONENT, GAME** — +6, Theoren Fleury, 5/11/95 vs. Calgary (2-9 L)
- WORST PLUS/MINUS BY OPPONENT, GAME** — -4 (3 times, most recent — Brad Richardson, 4/25/11 at Los Angeles [4-3 W])
- MOST POINTS BY OPPONENT, PERIOD** — 4, (2 times, most recent — Johan Franzen (3-1=4), 5/6/10 at Detroit (1-7 L), 1st period)
- MOST GOALS BY OPPONENT, PERIOD** — 3, Johan Franzen, 5/6/10 at Detroit (1-7 L), 1st period
- MOST ASSISTS BY OPPONENT, PERIOD** — 3 (4 times, most recent— Henrik Sedin [0-3=3], 5/22/11 vs. Vancouver [2-4 L], 2nd period
- MOST PPG BY OPPONENT, PERIOD** — 2, Sami Salo, 5/22/11 vs. Vancouver (2-4 L); 2nd Period
- MOST SHG BY OPPONENT, PERIOD** — 1 (numerous times, most recent — Kyle Brodziak, 5/21/16 vs. St. Louis [3-6 L]), 2nd period
- MOST SHOTS BY OPPONENT, PERIOD** — 6 (2 times, most recent — Dino Ciccarelli, 5/23/95 at Detroit [2-6 L]; 1st period)
- MOST PENALTIES BY OPPONENT, PERIOD** — 4, (4 times, most recent — Chris Simon, 5/13/04 at Calgary [3-0 W]; 23 minutes) 3rd period
- MOST PIM BY OPPONENT, PERIOD** — 22, Jarome Iginla (3 penalties), 5/13/04 at Calgary (3-0 W); 3rd period





## ALL-TIME SHARKS PLAYOFF RECORDS

## PLAYOFFS



Martin Jones

### GOALTENDER

**MOST MINUTES, GAME** — 129:03, Evgeni Nabokov, 5/4/08 at Dallas (1-2 L 4 OT)  
**FEWEST GOALS ALLOWED, GAME** — 0 (13 times, most recent — Martin Jones, 4/18/17 vs. Edmonton [7-0 W])  
**MOST GOALS ALLOWED, GAME** — 8 (2 times, most recent — Evgeni Nabokov, 5/4/02 at Colorado [2-8 L])  
**MOST SHOTS FACED, GAME** — 60, Wade Flaherty, 5/19/95 at Calgary (5-4 W 2OT)  
**MOST SHOTS FACED, PERIOD** — 21, Arturs Irbe, 5/23/95 at Detroit (2-6 L) 1st period  
**FEWEST SHOTS FACED, GAME** — 10, Evgeni Nabokov, 4/15/08 at Calgary (3-2 W)  
**FEWEST SHOTS FACED, PERIOD (Min. 18 minutes)** — 0, Miikka Kiprusoff, 4/16/01 vs. St. Louis (3-6 L)  
**MOST SAVES, GAME** — 56, Wade Flaherty, 5/19/95 at Calgary (5-4 W 2OT)  
**MOST SAVES, PERIOD** — 18, (3 times, most recent — Antti Niemi, 5/10/11 at Detroit [1-3 L]; 1st period  
**MOST PENALTIES, GAME** — 1 (4 times, most recent — Evgeni Nabokov, 5/16/04 at Calgary [4-1 W]; 2 PIM)  
**MOST PIM, GAME** — 10, Arturs Irbe, 5/15/95 at Calgary (0-5 L), 1 Penalty  
**MOST POINTS, GAME** — 1 (2 times, most recent — Evgeni Nabokov [0-1=2], 5/1/02 at Colorado [6-3 W])  
**LONGEST SHUTOUT STREAK** — Evgeni Nabokov, 178:14, 4/24/02 vs. Colorado (1st period) thru 4/28/04 at Colorado (OT, 5:15)  
**MOST MINUTES, GAME BY OPPONENT** — 129:03, Marty Turco, 5/4/08 at Dallas (1-2 L 4 OT)  
**FEWEST GOALS ALLOWED, GAME BY OPPONENT** — 0 (18 times, most recent— Cam Talbot, 4/16/17 vs. Edmonton [0-1 L])  
**MOST GOALS ALLOWED, GAME BY OPPONENT** — 7, (1 time, most recent — Jonathan Quick, 4/20/14 at Los Angeles [7-2 W])  
**MOST SHOTS FACED, GAME BY OPPONENT** — 62, Marty Turco, 5/04/08 at Dallas (1-2 L 4 OT)  
**MOST SHOTS FACED, PERIOD BY OPPONENT** — 27, Miikka Kiprusoff, 4/10/08 vs. Calgary (2-0 W), 2nd period  
**FEWEST SHOTS FACED, GAME BY OPPONENT** — 12, Mike Vernon, 5/25/95 vs. Detroit (1-6 L)  
**FEWEST SHOTS FACED, PERIOD BY OPPONENT (Min. 18 minutes)** — 2 (7 times, most recent — Matt Murray, 6/12/16 vs. Pittsburgh [1-3 L])  
**MOST SAVES, GAME BY OPPONENT** — 61, Marty Turco, 5/04/08 at Dallas (1-2 L 4 OT)  
**MOST SAVES, PERIOD BY OPPONENT** — 25, Miikka Kiprusoff, 4/10/08 vs. Calgary (2-0 W), 2nd period  
**MOST PENALTIES, GAME BY OPPONENT** — 2, (2 times, most recent — Ed Belfour, 5/5/00 vs. Dallas (4-5 L), 4 PIM)  
**MOST PIM, GAME BY OPPONENT** — 12, Ed Belfour, 4/26/98 vs. Dallas (4-1 W), 2 Penalties  
**MOST POINTS, GAME BY OPPONENT** — 1 (6 times, most recent — Cam Talbot (0-1=1), 4/14/17 at Edmonton [0-2 L])



### SHARKS ALL-TIME PLAYOFF RECORD

| SERIES | WON | LOST | GP  | W   | L   | GF  | GA  |
|--------|-----|------|-----|-----|-----|-----|-----|
| 36     | 17  | 19   | 211 | 103 | 108 | 543 | 599 |

### SHARKS PLAYOFF RECORD BY TEAMS

#### ANAHEIM DUCKS

| SERIES        | WON      | LOST     | GP       | W        | L        | GF        | GA        | PP          | PK           |
|---------------|----------|----------|----------|----------|----------|-----------|-----------|-------------|--------------|
| 2008-09 WQF   | 0        | 1        | 6        | 2        | 4        | 10        | 18        | 4/24        | 18/23        |
| <b>TOTALS</b> | <b>0</b> | <b>1</b> | <b>6</b> | <b>2</b> | <b>4</b> | <b>10</b> | <b>18</b> | <b>4/24</b> | <b>18/23</b> |

2008-09 WQF - Anaheim defeated San Jose, 4-2

#### ARIZONA/PHOENIX COYOTES

| SERIES        | WON      | LOST     | GP       | W        | L        | GF        | GA       | PP          | PK           |
|---------------|----------|----------|----------|----------|----------|-----------|----------|-------------|--------------|
| 2001-02 WQF   | 1        | 0        | 5        | 4        | 1        | 13        | 7        | 2/24        | 24/25        |
| <b>TOTALS</b> | <b>1</b> | <b>0</b> | <b>5</b> | <b>4</b> | <b>1</b> | <b>13</b> | <b>7</b> | <b>2/24</b> | <b>24/25</b> |

2001-02 WQF - San Jose defeated Phoenix, 4-1

#### CALGARY FLAMES

| SERIES        | WON      | LOST     | GP        | W         | L         | GF        | GA        | PP           | PK           |
|---------------|----------|----------|-----------|-----------|-----------|-----------|-----------|--------------|--------------|
| 2007-08 WQF   | 1        | 0        | 7         | 4         | 3         | 19        | 17        | 6/31         | 16/22        |
| 2003-04 WCF   | 0        | 1        | 6         | 2         | 4         | 12        | 16        | 3/25         | 21/23        |
| 1994-95 WQF   | 1        | 0        | 7         | 4         | 3         | 26        | 35        | 6/31         | 24/31        |
| <b>TOTALS</b> | <b>2</b> | <b>1</b> | <b>20</b> | <b>10</b> | <b>10</b> | <b>57</b> | <b>68</b> | <b>15/87</b> | <b>61/76</b> |

1994-95 WQF - San Jose defeated Calgary, 4-3

2003-04 WCF - Calgary defeated San Jose, 4-2

2007-08 WQF - San Jose defeated Calgary, 4-3

#### CHICAGO BLACKHAWKS

| SERIES        | WON      | LOST     | GP       | W        | L        | GF       | GA        | PP          | PK           |
|---------------|----------|----------|----------|----------|----------|----------|-----------|-------------|--------------|
| 2009-10 WCF   | 0        | 1        | 4        | 0        | 4        | 7        | 13        | 4/13        | 10/12        |
| <b>TOTALS</b> | <b>0</b> | <b>1</b> | <b>4</b> | <b>0</b> | <b>4</b> | <b>7</b> | <b>13</b> | <b>4/13</b> | <b>10/12</b> |

2009-10 WCF - Chicago defeated San Jose, 4-0





## SHARKS PLAYOFF RECORD BY TEAMS

## COLORADO AVALANCHE

| SERIES        | WON      | LOST     | GP        | W         | L         | GF        | GA        | PP            | PK            |
|---------------|----------|----------|-----------|-----------|-----------|-----------|-----------|---------------|---------------|
| 2009-10 WQF   | 1        | 0        | 6         | 4         | 2         | 19        | 11        | 5/26          | 13/15         |
| 2003-04 WSF   | 1        | 0        | 6         | 4         | 2         | 14        | 7         | 4/25          | 24/27         |
| 2001-02 WSF   | 0        | 1        | 7         | 3         | 4         | 21        | 25        | 3/21          | 19/23         |
| 1998-99 WQF   | 0        | 1        | 6         | 2         | 4         | 17        | 19        | 7/41          | 35/42         |
| <b>TOTALS</b> | <b>2</b> | <b>2</b> | <b>25</b> | <b>13</b> | <b>12</b> | <b>71</b> | <b>62</b> | <b>19/113</b> | <b>91/107</b> |

1998-99 WQF - Colorado defeated San Jose, 4-2

2001-02 WSF - Colorado defeated San Jose, 4-3

2003-04 WSF - San Jose defeated Colorado, 4-2

2009-10 WQF - San Jose defeated Colorado, 4-2

## DALLAS STARS

| SERIES        | WON      | LOST     | GP        | W        | L         | GF        | GA        | PP           | PK           |
|---------------|----------|----------|-----------|----------|-----------|-----------|-----------|--------------|--------------|
| 2007-08 WSF   | 0        | 1        | 6         | 2        | 4         | 11        | 15        | 2/25         | 17/22        |
| 1999-00 WQF   | 0        | 1        | 5         | 1        | 4         | 7         | 15        | 4/28         | 16/21        |
| 1997-98 WSF   | 0        | 1        | 6         | 2        | 4         | 12        | 16        | 6/36         | 31/38        |
| <b>TOTALS</b> | <b>0</b> | <b>3</b> | <b>17</b> | <b>5</b> | <b>12</b> | <b>30</b> | <b>46</b> | <b>12/89</b> | <b>64/81</b> |

1997-98 WQF - Dallas defeated San Jose, 4-2

1999-00 WSF - Dallas defeated San Jose, 4-1

2007-08 WSF - Dallas defeated San Jose, 4-2

## DETROIT RED WINGS

| SERIES        | WON      | LOST     | GP        | W         | L         | GF        | GA        | PP            | PK             |
|---------------|----------|----------|-----------|-----------|-----------|-----------|-----------|---------------|----------------|
| 2010-11 WSF   | 1        | 0        | 7         | 4         | 3         | 18        | 18        | 5/28          | 24/28          |
| 2009-10 WSF   | 1        | 0        | 5         | 4         | 1         | 15        | 17        | 6/31          | 19/23          |
| 2006-07 WSF   | 0        | 1        | 6         | 2         | 4         | 9         | 13        | 2/27          | 20/25          |
| 1994-95 WSF   | 0        | 1        | 4         | 0         | 4         | 6         | 24        | 3/17          | 9/15           |
| 1993-94 WQF   | 1        | 0        | 7         | 4         | 3         | 21        | 27        | 6/36          | 30/35          |
| <b>TOTALS</b> | <b>3</b> | <b>2</b> | <b>29</b> | <b>14</b> | <b>15</b> | <b>69</b> | <b>99</b> | <b>22/139</b> | <b>102/126</b> |

1993-94 WQF - San Jose defeated Detroit, 4-3

1994-95 WSF - Detroit defeated San Jose, 4-0

2006-07 WSF - Detroit defeated San Jose, 4-2

2009-10 WSF - San Jose defeated Detroit, 4-1

2010-11 WSF - San Jose defeated Detroit, 4-3

## EDMONTON OILERS

| SERIES        | WON      | LOST     | GP        | W        | L        | GF        | GA        | PP          | PK           |
|---------------|----------|----------|-----------|----------|----------|-----------|-----------|-------------|--------------|
| 2015-16 FR    | 0        | 1        | 6         | 2        | 4        | 14        | 12        | 5/26        | 14/16        |
| 2005-06 WSF   | 0        | 1        | 6         | 2        | 4        | 12        | 19        | 2/35        | 24/29        |
| <b>TOTALS</b> | <b>0</b> | <b>2</b> | <b>12</b> | <b>4</b> | <b>8</b> | <b>26</b> | <b>31</b> | <b>7/61</b> | <b>38/45</b> |

2005-06 WSF - Edmonton defeated San Jose, 4-2

2015-16 FR - Edmonton defeated San Jose, 4-2

## LOS ANGELES KINGS

| SERIES        | WON      | LOST     | GP        | W         | L         | GF        | GA        | PP            | PK           |
|---------------|----------|----------|-----------|-----------|-----------|-----------|-----------|---------------|--------------|
| 2015-16 FR    | 1        | 0        | 5         | 4         | 1         | 16        | 11        | 5/21          | 11/14        |
| 2013-14 FR    | 0        | 1        | 7         | 3         | 4         | 22        | 26        | 4/32          | 6/24         |
| 2012-13 WSF   | 0        | 1        | 7         | 3         | 4         | 10        | 14        | 4/26          | 15/20        |
| 2010-11 WQF   | 1        | 0        | 6         | 4         | 2         | 20        | 20        | 2/23          | 19/24        |
| <b>TOTALS</b> | <b>1</b> | <b>2</b> | <b>25</b> | <b>14</b> | <b>11</b> | <b>68</b> | <b>71</b> | <b>15/102</b> | <b>51/82</b> |

2010-11 WQF - San Jose defeated Los Angeles, 4-2

2012-13 WSF - Los Angeles defeated San Jose, 4-3

2013-14 FR - Los Angeles defeated San Jose, 4-3

2015-16 FR - San Jose defeated Los Angeles, 4-1

## SHARKS PLAYOFF RECORD BY TEAMS

### PLAYOFFS



Raffi Torres and Joe Thornton

### NASHVILLE PREDATORS

| SERIES        | WON      | LOST     | GP        | W         | L        | GF        | GA        | PP           | PK           |
|---------------|----------|----------|-----------|-----------|----------|-----------|-----------|--------------|--------------|
| 2015-16 SR    | 1        | 0        | 7         | 4         | 3        | 25        | 17        | 8/21         | 3/20         |
| 2006-07 WQF   | 1        | 0        | 5         | 4         | 1        | 16        | 14        | 2/30         | 19/22        |
| 2005-06 WQF   | 1        | 0        | 5         | 4         | 1        | 17        | 10        | 9/37         | 26/34        |
| <b>TOTALS</b> | <b>3</b> | <b>0</b> | <b>17</b> | <b>12</b> | <b>5</b> | <b>48</b> | <b>41</b> | <b>19/88</b> | <b>48/76</b> |

2006-07 WQF - San Jose defeated Nashville, 4-1

2005-06 WQF - San Jose defeated Nashville, 4-1

2015-16 SR - San Jose defeated Nashville, 4-3

### PITTSBURGH PENGUINS

| SERIES        | WON      | LOST     | GP       | W        | L        | GF        | GA        | PP          | PK          |
|---------------|----------|----------|----------|----------|----------|-----------|-----------|-------------|-------------|
| 2015-16 SCF   | 0        | 1        | 6        | 2        | 4        | 12        | 15        | 1/12        | 3/13        |
| <b>TOTALS</b> | <b>0</b> | <b>1</b> | <b>6</b> | <b>2</b> | <b>4</b> | <b>12</b> | <b>15</b> | <b>1/12</b> | <b>3/13</b> |

2015-16 SCF - Pittsburgh defeated San Jose, 4-2

### ST. LOUIS BLUES

| SERIES        | WON      | LOST     | GP        | W         | L         | GF        | GA        | PP            | PK            |
|---------------|----------|----------|-----------|-----------|-----------|-----------|-----------|---------------|---------------|
| 2015-16 WCF   | 1        | 0        | 6         | 4         | 2         | 22        | 13        | 4/21          | 13/17         |
| 2011-12 WQF   | 0        | 1        | 5         | 1         | 4         | 8         | 14        | 2/17          | 12/18         |
| 2003-04 WQF   | 1        | 0        | 5         | 4         | 1         | 12        | 9         | 3/31          | 23/24         |
| 2000-01 WQF   | 0        | 1        | 6         | 2         | 4         | 11        | 16        | 0/22          | 22/27         |
| 1999-00 WQF   | 1        | 0        | 7         | 4         | 3         | 20        | 22        | 6/35          | 31/39         |
| <b>TOTALS</b> | <b>2</b> | <b>2</b> | <b>23</b> | <b>11</b> | <b>12</b> | <b>51</b> | <b>61</b> | <b>11/105</b> | <b>88/108</b> |

1999-00 WQF - San Jose defeated St. Louis, 4-3

2000-01 WQF - St. Louis defeated San Jose, 4-2

2003-04 WQF - San Jose defeated St. Louis, 4-1

2011-12 WQF - St. Louis defeated San Jose, 4-1

2015-16 WCF - San Jose defeated St. Louis, 4-2





## SHARKS PLAYOFF RECORD BY TEAMS

### TORONTO MAPLE LEAFS

| SERIES        | WON      | LOST     | GP       | W        | L        | GF        | GA        | PP          | PK           |
|---------------|----------|----------|----------|----------|----------|-----------|-----------|-------------|--------------|
| 1993-94 WSF   | 0        | 1        | 7        | 3        | 4        | 21        | 26        | 3/38        | 18/26        |
| <b>TOTALS</b> | <b>0</b> | <b>1</b> | <b>7</b> | <b>3</b> | <b>4</b> | <b>21</b> | <b>26</b> | <b>3/38</b> | <b>18/26</b> |

1993-94 WSF - Toronto defeated San Jose, 4-3

### VANCOUVER CANUCKS

| SERIES        | WON      | LOST     | GP       | W        | L        | GF        | GA        | PP           | PK           |
|---------------|----------|----------|----------|----------|----------|-----------|-----------|--------------|--------------|
| 2012-13 WQF   | 1        | 0        | 4        | 4        | 0        | 15        | 8         | 7/24         | 8/10         |
| 2010-11 WCF   | 0        | 1        | 5        | 1        | 4        | 13        | 20        | 7/22         | 15/24        |
| <b>TOTALS</b> | <b>1</b> | <b>1</b> | <b>9</b> | <b>5</b> | <b>4</b> | <b>28</b> | <b>28</b> | <b>14/46</b> | <b>23/34</b> |

2010-11 WCF - Vancouver defeated San Jose, 4-1

2012-13 WQF - San Jose defeated Vancouver 4-0

SCF = Stanley Cup Final

WCF = Western Conference Final

WQF/FR = Western Conference Quarter Finals/First Round

WSF/SR = Western Conference Semi Finals/Second Round

## SHARKS OVERTIME PLAYOFF GAMES (44)

RECORD: 22-22 (Home: 10-8; Road: 11-13)

| DATE           | SERIES/<br>GAME # | VS.        | SITE                     | GWG                    | TIME         | SCORE        | SERIES WINNER           |
|----------------|-------------------|------------|--------------------------|------------------------|--------------|--------------|-------------------------|
| 4/20/17        | FR/5              | EDM        | Rogers Place             | David Desharnais       | 18:15        | 3-4 L        | Edmonton, 4-2           |
| <b>4/12/17</b> | <b>FR/1</b>       | <b>EDM</b> | <b>Rogers Place</b>      | <b>Melker Karlsson</b> | <b>3:22</b>  | <b>3-2 W</b> | <b>Edmonton, 4-2</b>    |
| <b>6/4/16</b>  | <b>SCF/3</b>      | <b>PIT</b> | <b>SAP Center</b>        | <b>Joonas Donskoi</b>  | <b>12:18</b> | <b>3-2 W</b> | <b>Pittsburgh, 4-2</b>  |
| 6/1/16         | SCF/2             | PIT        | CONSOL Energy Center     | Conor Sheary           | 2:35         | 1-2 L        | Pittsburgh, 4-2         |
| 5/9/16         | SR/6              | NSH        | Bridgestone Arena        | Viktor Arvidsson       | 2:03         | 3-4 L        | San Jose, 4-3           |
| 5/5/16         | SR/4              | NSH        | Bridgestone Arena        | Mike Fisher            | 51:12 3OT    | 3-4 L        | San Jose, 4-3           |
| 4/18/16        | FR/3              | LAK        | SAP Center               | Tanner Pearson         | 3:47         | 1-2 L        | San Jose, 4-1           |
| 4/22/14        | FR/3              | LAK        | Staples Center           | Patrick Marleau        | 6:20         | 4-3 W        | Los Angeles, 4-3        |
| <b>5/23/13</b> | <b>WSF/3</b>      | <b>LAK</b> | <b>HP Pavilion</b>       | <b>Logan Couture</b>   | <b>1:29</b>  | <b>2-1 W</b> | <b>Los Angeles, 4-3</b> |
| 5/7/13         | WQF/4             | VAN        | HP Pavilion              | Patrick Marleau        | 13:18        | 4-3 W        | San Jose, 4-0           |
| 5/3/13         | WQF/2             | VAN        | Rogers Arena             | Raffi Torres           | 5:31         | 3-2 W        | San Jose, 4-0           |
| 4/12/12        | WQF/1             | STL        | Scottrade Center         | Martin Havlat          | 23:34 2OT    | 3-2 W        | St. Louis, 4-1          |
| 5/24/11        | WCF/5             | VAN        | Rogers Arena             | Kevin Bieksa           | 30:18 2OT    | 2-3 L        | Vancouver, 4-1          |
| 5/4/11         | WSF/3             | DET        | Joe Louis Arena          | Devin Setoguchi        | 9:21         | 4-3 W        | San Jose, 4-3           |
| 4/29/11        | WSF/1             | DET        | HP Pavilion              | Benn Ferrier           | 7:03         | 2-1 W        | San Jose, 4-3           |
| <b>4/25/11</b> | <b>WQF/6</b>      | <b>LA</b>  | <b>Staples Center</b>    | <b>Joe Thornton</b>    | <b>2:22</b>  | <b>4-3 W</b> | <b>San Jose, 4-2</b>    |
| 4/19/11        | WQF/3             | LA         | Staples Center           | Devin Setoguchi        | 3:09         | 6-5 W        | San Jose, 4-2           |
| <b>4/14/11</b> | <b>WQF/1</b>      | <b>LA</b>  | <b>HP Pavilion</b>       | <b>Joe Pavelski</b>    | <b>14:44</b> | <b>3-2 W</b> | <b>San Jose, 4-2</b>    |
| 5/21/10        | WCF/3             | CHI        | United Center            | Dustin Byfuglien       | 12:24        | 2-3 L        | Chicago, 4-0            |
| 5/4/10         | WSF/3             | DET        | Joe Louis Arena          | Patrick Marleau        | 7:07         | 4-3 W        | San Jose, 4-1           |
| <b>4/20/10</b> | <b>WQF/4</b>      | <b>COL</b> | <b>Pepsi Center</b>      | <b>Joe Pavelski</b>    | <b>10:24</b> | <b>2-1 W</b> | <b>San Jose, 4-2</b>    |
| 4/18/10        | WQF/3             | COL        | Pepsi Center             | Ryan O'Reilly          | 0:51         | 0-1 L        | San Jose, 4-2           |
| 4/16/10        | WQF/2             | COL        | HP Pavilion              | Devin Setoguchi        | 5:22         | 6-5 W        | San Jose, 4-2           |
| 4/25/09        | WQF/5             | ANA        | HP Pavilion              | Patrick Marleau        | 6:02         | 3-2 W        | Anaheim, 4-2            |
| 5/4/08         | WSF/6             | DAL        | American Airlines Center | Brenden Morrow         | 69:03 4OT    | 1-2 L        | Dallas, 4-2             |
| <b>5/2/08</b>  | <b>WSF/5</b>      | <b>DAL</b> | <b>HP Pavilion</b>       | <b>Joe Pavelski</b>    | <b>1:05</b>  | <b>3-2 W</b> | <b>Dallas, 4-2</b>      |
| 4/29/08        | WSF/3             | DAL        | American Airlines Center | Mattias Norstrom       | 4:37         | 1-2 L        | Dallas, 4-2             |
| 4/25/08        | WSF/1             | DAL        | HP Pavilion              | Brenden Morrow         | 4:39         | 2-3 L        | Dallas, 4-2             |
| 5/2/07         | WSF/4             | DET        | HP Pavilion              | Mathieu Schneider      | 16:04        | 2-3 L        | Detroit, 4-2            |
| 4/11/07        | WQF/1             | NSH        | Nashville Arena          | Patrick Rissmiller     | 28:14 2OT    | 5-4 W        | San Jose, 4-1           |
| 5/10/06        | WSF/3             | EDM        | Rexall Place             | Shawn Horcoff          | 42:24 3OT    | 2-3 L        | Edmonton, 4-2           |
| 5/9/04         | WCF/1             | CGY        | HP Pavilion              | Steve Montador         | 18:43        | 3-4 L        | Calgary, 4-2            |
| 5/1/04         | WSF/5             | COL        | HP Pavilion              | Joe Sakic              | 1:54         | 1-2 L        | San Jose, 4-2           |
| 4/28/04        | WSF/4             | COL        | Pepsi Center             | Joe Sakic              | 5:15         | 0-1 L        | San Jose, 4-2           |
| 4/8/04         | WQF/1             | STL        | HP Pavilion              | Niko Dimitrakos        | 9:16         | 1-0 W        | San Jose, 4-1           |
| 5/13/02        | WSF/6             | COL        | Compaq Center            | Peter Forsberg         | 2:47         | 1-2 L        | Colorado, 4-3           |
| 4/21/01        | WQF/5             | STL        | Savvis Center            | Bryce Salvador         | 9:54         | 2-3 L        | St. Louis, 4-2          |

### SHARKS OVERTIME PLAYOFF GAMES (44)

| DATE    | SERIES/<br>GAME # | VS. | SITE               | GWG           | TIME      | SCORE | SERIES WINNER |
|---------|-------------------|-----|--------------------|---------------|-----------|-------|---------------|
| 5/3/99  | WQF/6             | COL | San Jose Arena     | Milan Hejduk  | 13:12     | 2-3 L | Colorado, 4-2 |
| 4/24/99 | WQF/2             | COL | San Jose Arena     | Milan Hejduk  | 7:53      | 1-2 L | Colorado, 4-2 |
| 5/2/98  | WQF/6             | DAL | San Jose Arena     | Mike Keane    | 3:43      | 2-3 L | Dallas, 4-2   |
| 4/28/98 | WQF/4             | DAL | San Jose Arena     | Andrei Zyuzin | 6:31      | 1-0 W | Dallas, 4-2   |
| 5/19/95 | WQF/7             | CGY | Saddledome         | Ray Whitney   | 21:54 2OT | 5-4 W | San Jose, 4-3 |
| 5/9/95  | WQF/2             | CGY | Saddledome         | Ulf Dahlen    | 12:21     | 5-4 W | San Jose, 4-3 |
| 5/12/94 | WSF/6             | TOR | Maple Leaf Gardens | Mike Gartner  | 8:53      | 2-3 L | Toronto 4-3   |

### SHARKS PLAYOFF HAT TRICKS (5)

| DATE    | SERIES/GAME # | VS. | SITE            | SCORER          | SCORE    | SERIES WINNER |
|---------|---------------|-----|-----------------|-----------------|----------|---------------|
| 5/4/11  | WSF/3         | DET | Joe Louis Arena | Devin Setoguchi | 4-3 W OT | San Jose, 4-3 |
| 4/27/06 | WQF/4         | NSH | HP Pavilion     | Patrick Marleau | 5-4 W    | San Jose, 4-1 |
| 4/22/04 | WSF/1         | COL | HP Pavilion     | Patrick Marleau | 5-2 W    | San Jose, 4-2 |
| 4/10/04 | WQF/2         | STL | HP Pavilion     | Patrick Marleau | 3-1 W    | San Jose, 4-1 |
| 5/6/94  | WSF/3         | TOR | San Jose Arena  | Ulf Dahlen      | 5-2 W    | Toronto, 4-3  |

### OPPONENT PLAYOFF HAT TRICKS (5)

| DATE    | SERIES/GAME # | VS. | SITE            | SCORER              | SCORE | SERIES WINNER |
|---------|---------------|-----|-----------------|---------------------|-------|---------------|
| 5/6/10  | WSF/4         | DET | Joe Louis Arena | Johan Franzen (4G)  | 1-7 L | San Jose, 4-1 |
| 4/12/04 | WQF/3         | STL | Savvis Center   | Mike Sillinger      | 1-4 L | San Jose, 4-1 |
| 4/23/00 | WQF/6         | STL | San Jose Arena  | Scott Young         | 2-6 L | San Jose, 4-3 |
| 5/13/95 | WQF/4         | CGY | San Jose Arena  | Theoren Fleury (4G) | 4-6 L | San Jose, 4-3 |
| 5/11/95 | WQF/3         | CGY | San Jose Arena  | Mike Sullivan       | 2-9 L | San Jose, 4-3 |



Joonas Donskoi



## SHARKS PLAYOFF SHUTOUTS (13)

| DATE    | SERIES/<br>GAME # | VS. | SITE                         | GOALTENDER     | SAVES | SCORE  | SERIES WINNER  |
|---------|-------------------|-----|------------------------------|----------------|-------|--------|----------------|
| 4/18/17 | FR/4              | EDM | SAP Center                   | Martin Jones   | 23    | 7-0    | Edmonton, 4-2  |
| 5/19/16 | WCF/3             | STL | SAP Center                   | Martin Jones   | 22    | 3-0    | San Jose, 4-2  |
| 5/17/16 | WCF/2             | STL | Scottrade Center             | Martin Jones   | 26    | 4-0    | San Jose, 4-2  |
| 5/12/16 | SR/7              | NSH | SAP Center                   | Martin Jones   | 20    | 5-0    | San Jose, 4-3  |
| 4/22/10 | WQF/5             | COL | HP Pavilion                  | Evgeni Nabokov | 28    | 5-0    | San Jose, 4-2  |
| 4/10/08 | WQF/2             | CGY | HP Pavilion                  | Evgeni Nabokov | 21    | 2-0    | San Jose, 4-3  |
| 4/26/07 | WSF/1             | DET | Joe Louis Arena              | Evgeni Nabokov | 34    | 2-0    | Detroit, 4-2   |
| 4/23/06 | WQF/2             | NSH | Gaylord Entertainment Center | Vesa Toskala   | 25    | 3-0    | San Jose, 4-1  |
| 5/13/04 | WCF/3             | CGY | Pengrowth Saddledome         | Evgeni Nabokov | 34    | 3-0    | Calgary, 4-2   |
| 4/26/04 | WSF/3             | COL | Pepsi Center                 | Evgeni Nabokov | 33    | 1-0    | San Jose, 4-2  |
| 4/9/04  | WQF/1             | STL | HP Pavilion                  | Evgeni Nabokov | 26    | 1-0 OT | San Jose, 4-1  |
| 4/14/01 | WQF/2             | STL | Savvis Center                | Evgeni Nabokov | 28    | 1-0    | St. Louis, 4-2 |
| 4/28/98 | WQF/4             | DAL | San Jose Arena               | Mike Vernon    | 26    | 1-0 OT | Dallas, 4-2    |

## OPPONENT PLAYOFF SHUTOUTS (21)

| DATE    | SERIES/<br>GAME # | VS. | SITE                 | GOALTENDER          | SAVES | SCORE  | SERIES WINNER    |
|---------|-------------------|-----|----------------------|---------------------|-------|--------|------------------|
| 4/16/17 | FR/3              | EDM | SAP Center           | Cam Talbot          | 23    | 0-1    | Edmonton, 4-2    |
| 4/14/17 | FR/2              | EDM | Rogers Place         | Cam Talbot          | 16    | 0-2    | Edmonton, 4-2    |
| 4/26/14 | FR/5              | LAK | SAP Center           | Jonathan Quick      | 30    | 0-3    | Los Angeles, 4-3 |
| 5/23/13 | WSF/5             | LAK | Staples Center       | Jonathan Quick      | 24    | 0-3    | Los Angeles, 4-3 |
| 5/14/13 | WSF/1             | LAK | Staples Center       | Jonathan Quick      | 35    | 0-2    | Los Angeles, 4-3 |
| 4/14/12 | WQF/2             | STL | Scottrade Center     | J. Halak/B. Elliott | 29    | 0-3    | St. Louis, 4-1   |
| 4/16/11 | WQF/2             | LA  | HP Pavilion          | Jonathan Quick      | 34    | 0-4    | San Jose, 4-2    |
| 4/18/10 | WQF/3             | COL | Pepsi Center         | Craig Anderson      | 51    | 0-1 OT | San Jose, 4-2    |
| 4/23/09 | WQF/4             | ANA | Honda Center         | Jonas Hiller        | 31    | 0-4    | Anaheim, 4-2     |
| 4/16/09 | WQF/1             | ANA | HP Pavilion          | Jonas Hiller        | 35    | 0-2    | Anaheim, 4-2     |
| 4/20/08 | WQF/6             | CGY | Pengrowth Saddledome | Miikka Kiprusoff    | 21    | 0-2    | San Jose, 4-3    |
| 5/7/07  | WSF/6             | DET | HP Pavilion          | Dominik Hasek       | 28    | 0-2    | Detroit, 4-2     |
| 5/17/06 | WSF/6             | EDM | Rexall Place         | Dwayne Roloson      | 24    | 0-2    | Edmonton, 4-2    |
| 5/15/04 | WCF/5             | CGY | HP Pavilion          | Miikka Kiprusoff    | 19    | 0-3    | Calgary, 4-2     |
| 4/28/04 | WSF/4             | COL | Pepsi Center         | David Aebischer     | 27    | 0-1 OT | San Jose, 4-2    |
| 5/15/02 | WSF/7             | COL | Pepsi Center         | Patrick Roy         | 27    | 0-1    | Colorado, 4-3    |
| 4/30/00 | WSF/2             | DAL | Reunion Arena        | Ed Belfour          | 19    | 0-1    | Dallas, 4-2      |
| 4/28/00 | WSF/1             | DAL | Reunion Arena        | Ed Belfour          | 18    | 0-4    | Dallas, 4-2      |
| 5/21/95 | WSF/1             | DET | Joe Louis Arena      | Mike Vernon         | 15    | 0-6    | Detroit, 4-0     |
| 5/15/95 | WQF/5             | CGY | Saddledome           | Trevor Kidd         | 25    | 0-5    | San Jose, 4-3    |
| 4/20/94 | WQF/2             | DET | Joe Louis Arena      | Chris Osgood        | 22    | 0-4    | San Jose, 4-3    |



Vesa Toskala

## SHARKS PLAYOFF SCORING LEADERS BY YEAR

| YEAR    | GOALS   | ASSISTS  | POINTS   | PIM                                |
|---------|---|--|--|------------------------------------|
| 2017    | Patrick Marleau (3)   | Brent Burns (3)<br>Marc-Edouard Vlasic<br>Joel Ward                | Patrick Marleau (4)<br>Joe Pavelski<br>Joel Ward | Brent Burns (6)<br>Melker Karlsson |
| 2015-16 | Joe Pavelski (14)   | Logan Couture (20)   | Logan Couture (30)                               | Tommy Wingels (21)                 |
| 2013-14 | Patrick Marleau (3)   | Patrick Marleau (4)<br>Joe Pavelski<br>James Sheppard<br>Dan Boyle | Patrick Marleau (7)                              | Andrew Desjardins (31)             |
| 2012-13 | Logan Couture (5)<br>Patrick Marleau  | Joe Pavelski (8)<br>Joe Thornton                                   | Joe Pavelski (12)                                | Brent Burns (8)                    |
| 2011-12 | Joe Thornton (2)<br>Martin Havlat<br>Ryane Clowe                            | Joe Thornton (3)<br>Logan Couture                                  | Joe Thornton (5)                                 | Douglas Murray (19)                |
| 2010-11 | Logan Couture (7)<br>Patrick Marleau<br>Devin Setoguchi                     | Joe Thornton (14)  | Joe Thornton (17)                                | Ben Eager (41)                     |
| 2009-10 | Joe Pavelski (9)  | Dan Boyle (12)   | Joe Pavelski (17)                                | Ryane Clowe (28)                   |
| 2008-09 | Patrick Marleau (2)<br>Dan Boyle  | Joe Thornton (4)   | Joe Thornton (5)                                 | Jeremy Roenick (12)                |
| 2007-08 | Ryane Clowe (5)<br>Joe Pavelski   | Joe Thornton (8)   | Joe Thornton (10)                                | Craig Rivet (16)                   |
| 2006-07 | Ryane Clowe (4)<br>Milan Michalek   | Joe Thornton (10)  | Joe Thornton (11)                                | Scott Hannan (33)                  |
| 2005-06 | Patrick Marleau (9)   | Joe Thornton (7)   | Patrick Marleau (14)                             | Ville Nieminen (24)                |
| 2003-04 | Patrick Marleau (8)   | Niko Dimitrakos (8)  | Vincent Damphousse (14)                          | Jason Marshall (25)                |
| 2001-02 | Patrick Marleau (6)<br>Owen Nolan<br>Vincent Damphousse<br>Niklas Sundstrom | Mike Ricci (6)<br>Todd Harvey<br>Scott Hannan<br>Marcus Ragnarsson | Patrick Marleau (11)                             | Vincent Damphousse (12)            |
| 2000-01 | Scott Thornton (3)<br>Mike Ricci<br>Niklas Sundstrom                        | Stephane Matteau (3)   | Stephane Matteau (4)                             | Bill Lindsay (16)                  |
| 1999-00 | Owen Nolan (8)  | Vincent Damphousse (7)   | Owen Nolan (10)                                  | Vincent Damphousse (16)            |
| 1998-99 | Vincent Damphousse (2)<br>Bill Houlder                                      | Jeff Norton (7)  | Jeff Norton (7)                                  | Jeff Friesen (14)                  |
| 1997-98 | John MacLean (2)<br>Owen Nolan  | Bernie Nicholls (5)  | John MacLean (5)                                 | Owen Nolan (26)                    |
| 1994-95 | Ulf Dahlen (5)<br>Mike Rathje   | Igor Larionov (8)  | Ulf Dahlen (9)                                   | Jeff Odgers (23)                   |
| 1993-94 | Sergei Makarov (8)  | Igor Larionov (13)   | Igor Larionov (18)                               | Jay More (32)                      |





## SHARKS PLAYOFF GOALTENDING LEADERS BY YEAR

| YEAR    | GAMES PLAYED             | DECISIONS                | WINS                     | SAVES                     |
|---------|--------------------------|--------------------------|--------------------------|---------------------------|
| 2016-17 | <b>Martin Jones (6)</b>  | <b>Martin Jones (6)</b>  | <b>Martin Jones (2)</b>  | <b>Martin Jones (157)</b> |
| 2015-16 | <b>Martin Jones (24)</b> | <b>Martin Jones (24)</b> | <b>Martin Jones (14)</b> | <b>Martin Jones (631)</b> |
| 2013-14 | Antti Niemi (6)          | Antti Niemi (6)          | Antti Niemi (3)          | Antti Niemi (145)         |
| 2012-13 | Antti Niemi (11)         | Antti Niemi (11)         | Antti Niemi (7)          | Antti Niemi (277)         |
| 2011-12 | Antti Niemi (5)          | Antti Niemi (5)          | Antti Niemi (1)          | Antti Niemi (138)         |
| 2010-11 | Antti Niemi (18)         | Antti Niemi (17)         | Antti Niemi (8)          | Antti Niemi (538)         |
| 2009-10 | Evgeni Nabokov (15)      | Evgeni Nabokov (15)      | Evgeni Nabokov (8)       | Evgeni Nabokov (369)      |
| 2008-09 | Evgeni Nabokov (6)       | Evgeni Nabokov (6)       | Evgeni Nabokov (2)       | Evgeni Nabokov (155)      |
| 2007-08 | Evgeni Nabokov (13)      | Evgeni Nabokov (13)      | Evgeni Nabokov (6)       | Evgeni Nabokov (333)      |
| 2006-07 | Evgeni Nabokov (11)      | Evgeni Nabokov (11)      | Evgeni Nabokov (6)       | Evgeni Nabokov (323)      |
| 2005-06 | Vesa Toskala (11)        | Vesa Toskala (11)        | Vesa Toskala (6)         | Vesa Toskala (311)        |
| 2003-04 | Evgeni Nabokov (17)      | Evgeni Nabokov (17)      | Evgeni Nabokov (10)      | Evgeni Nabokov (431)      |
| 2001-02 | Evgeni Nabokov (12)      | Evgeni Nabokov (12)      | Evgeni Nabokov (7)       | Evgeni Nabokov (291)      |
| 2000-01 | Evgeni Nabokov (4)       | Evgeni Nabokov (4)       | Evgeni Nabokov (1)       | Evgeni Nabokov (93)       |
|         |                          | Miikka Kiprusoff (1)     |                          |                           |
| 1999-00 | Steve Shields (12)       | Steve Shields (12)       | Steve Shields (5)        | Steve Shields (287)       |
| 1998-99 | Mike Vernon (5)          | Mike Vernon (5)          | Mike Vernon (2)          | Mike Vernon (172)         |
| 1997-98 | Mike Vernon (6)          | Mike Vernon (6)          | Mike Vernon (2)          | Mike Vernon (124)         |
| 1994-95 | Wade Flaherty (7)        | Arturs Irbe (6)          | Wade Flaherty (2)        | Wade Flaherty (190)       |
|         |                          | Arturs Irbe (2)          |                          |                           |
| 1993-94 | Arturs Irbe (14)         | Arturs Irbe (14)         | Arturs Irbe (7)          | Arturs Irbe (349)         |

## SHARKS ALL-TIME PLAYOFF SPECIAL TEAMS

| YEAR    |         | PP    | PCT.  | RANK     | PK    | PCT.  | RANK       |
|---------|---------|-------|-------|----------|-------|-------|------------|
| 2016-17 | Overall | 5/26  | 19.2% | 6th NHL  | 14/16 | 87.5% | 5th NHL    |
|         | Home    | 4/13  | 30.8% | 3rd NHL  | 6/6   | 100%  | T-1st NHL  |
|         | Road    | 1/13  | 7.7%  | 12th NHL | 8/10  | 80%   | T-9th NHL  |
| 2015-16 | Overall | 18/75 | 24.0% | 5th NHL  | 51/64 | 79.7% | 8th NHL    |
|         | Home    | 9/37  | 24.3  | 5th NHL  | 19/25 | 76.0% | 10th NHL   |
|         | Road    | 9/38  | 23.7% | 5th NHL  | 32/39 | 82.0% | 10th NHL   |
| 2013-14 | Overall | 4/32  | 12.5% | 12th NHL | 18/24 | 75.0% | 14th NHL   |
|         | Home    | 2/20  | 10%   | 13th NHL | 9/11  | 81.8% | T-10th NHL |
|         | Road    | 2/12  | 16.7% | 9th NHL  | 9/13  | 69.2% | 14th NHL   |
| 2012-13 | Overall | 11/50 | 22.0% | 3rd NHL  | 23/30 | 76.7% | 11th NHL   |
|         | Home    | 10/29 | 34.5% | 1st NHL  | 10/12 | 83.3% | 10th NHL   |
|         | Road    | 1/21  | 4.8%  | 12th NHL | 13/18 | 72.2% | 13th NHL   |
| 2011-12 | Overall | 2/17  | 11.8% | 14th NHL | 12/18 | 66.7% | 15th NHL   |
|         | Home    | 1/8   | 12.5% | 11th NHL | 3/7   | 42.9% | 16th NHL   |
|         | Road    | 1/9   | 11.1% | 12th NHL | 9/11  | 81.8% | 11th NHL   |
| 2010-11 | Overall | 14/73 | 19.2% | 9th NHL  | 58/76 | 76.3% | 12th NHL   |
|         | Home    | 6/44  | 13.6% | 13th NHL | 27/36 | 75.0% | 13th NHL   |
|         | Road    | 8/29  | 27.6% | 3rd NHL  | 31/40 | 77.5% | 14th NHL   |
| 2009-10 | Overall | 14/71 | 19.7% | 9th NHL  | 40/49 | 81.6% | 6th NHL    |
|         | Home    | 11/42 | 26.2% | 5th NHL  | 23/26 | 88.5% | 3rd NHL    |
|         | Road    | 3/29  | 10.3% | 13th NHL | 17/23 | 73.9% | 15th NHL   |
| 2008-09 | Overall | 4/24  | 16.7% | 8th NHL  | 18/23 | 78.3% | 11th NHL   |
|         | Home    | 1/15  | 6.7%  | 14th NHL | 7/9   | 77.8% | 10th NHL   |
|         | Road    | 3/9   | 33.3% | 1st NHL  | 11/14 | 78.6% | 13th NHL   |
| 2007-08 | Overall | 8/56  | 14.3% | 12th NHL | 33/44 | 75.0% | 14th NHL   |
|         | Home    | 5/31  | 16.1% | 11th NHL | 19/26 | 73.1% | 13th NHL   |
|         | Road    | 3/25  | 12.0% | 12th NHL | 14/18 | 77.8% | 11th NHL   |
| 2006-07 | Overall | 4/57  | 7.0%  | 14th NHL | 39/47 | 83.0% | 10th NHL   |
|         | Home    | 1/25  | 4.0%  | 15th NHL | 14/18 | 77.8% | 14th NHL   |
|         | Road    | 3/32  | 9.4%  | 10th NHL | 25/29 | 86.2% | 7th NHL    |

## SHARKS ALL-TIME PLAYOFF SPECIAL TEAMS

| YEAR    |         | PP      | PCT.  | RANK       | PK      | PCT.  | RANK       |
|---------|---------|---------|-------|------------|---------|-------|------------|
| 2005-06 | Overall | 11/72   | 15.3% | 10th NHL   | 50/62   | 80.6% | 10th NHL   |
|         | Home    | 5/34    | 14.7% | 10th NHL   | 20/25   | 80.0% | 11th NHL   |
|         | Road    | 6/38    | 15.8% | 7th NHL    | 30/37   | 81.1% | 11th NHL   |
| 2003-04 | Overall | 11/81   | 13.6% | 7th NHL    | 66/72   | 91.7% | 3rd NHL    |
|         | Home    | 7/51    | 13.7% | 8th NHL    | 34/36   | 94.4% | 4th NHL    |
|         | Road    | 4/30    | 13.6% | 6th NHL    | 32/36   | 88.9% | 9th NHL    |
| 2001-02 | Overall | 5/48    | 10.4% | 12th NHL   | 43/48   | 89.6% | 3rd NHL    |
|         | Home    | 4/27    | 14.8% | 9th NHL    | 18/20   | 90.0% | 5th NHL    |
|         | Road    | 1/21    | 4.8%  | 15th NHL   | 25/28   | 89.3% | 4th NHL    |
| 2000-01 | Overall | 0/22    | 0.0%  | 16th NHL   | 22/27   | 81.4% | 10th NHL   |
|         | Home    | 0/12    | 0.0%  | 16th NHL   | 8/12    | 66.7% | 16th NHL   |
|         | Road    | 0/10    | 0.0%  | 16th NHL   | 14/15   | 93.3% | 2nd NHL    |
| 1999-00 | Overall | 10/63   | 15.9% | 7th NHL    | 48/61   | 78.7% | 13th NHL   |
|         | Home    | 5/27    | 18.5% | 8th NHL    | 21/25   | 84.0% | 9th NHL    |
|         | Road    | 5/36    | 13.9% | 9th NHL    | 27/36   | 75.0% | 14th NHL   |
| 1998-99 | Overall | 7/41    | 17.1% | 7th NHL    | 35/42   | 83.3% | 9th NHL    |
|         | Home    | 2/18    | 11.1% | 12th NHL   | 14/18   | 77.8% | 12th NHL   |
|         | Road    | 5/23    | 21.7% | 4th NHL    | 21/24   | 87.5% | 6th NHL    |
| 1997-98 | Overall | 6/36    | 16.7% | 4th NHL    | 31/38   | 81.6% | 13th NHL   |
|         | Home    | 4/20    | 20.0% | 3rd NHL    | 7/8     | 87.5% | T-5th NHL  |
|         | Road    | 2/16    | 12.5% | 9th NHL    | 24/30   | 80.0% | 12th NHL   |
| 1994-95 | Overall | 9/48    | 18.8% | 8th NHL    | 33/46   | 71.7% | 14th NHL   |
|         | Home    | 4/24    | 16.7% | 7th NHL    | 18/21   | 85.7% | 4th NHL    |
|         | Road    | 5/24    | 20.8% | 4th NHL    | 15/25   | 60.0% | 16th NHL   |
| 1993-94 | Overall | 9/74    | 12.2% | 11th NHL   | 48/61   | 78.7% | 11th NHL   |
|         | Home    | 7/36    | 19.4% | 7th NHL    | 18/22   | 81.8% | T-11th NHL |
|         | Road    | 2/38    | 5.3%  | T-13th NHL | 30/39   | 76.9% | 13th NHL   |
| Totals  | Overall | 151/966 | 15.6% |            | 682/848 | 80.4% |            |
|         | Home    | 68/513  | 17.2% |            | 295/363 | 81.3% |            |
|         | Road    | 64/453  | 14.1% |            | 387/485 | 79.8% |            |







## SHARKS PLAYOFF RESULTS BY YEAR

| YEAR    | PLAYOFF SERIES            | RESULT   |
|---------|---------------------------|--|
| 2016-17 | First Round               | Edmonton (#2 seed) defeated SAN JOSE (#3 seed), 4-2    |
| 2015-16 | First Round               | SAN JOSE (#3 seed) defeated Los Angeles (#2 seed), 4-1 |
|         | Second Round              | SAN JOSE (#3 seed) defeated Nashville (WC1 seed), 4-3  |
|         | Western Final             | SAN JOSE (#3 seed) defeated St. Louis (#2 seed), 4-2   |
|         | Stanley Cup Final         | Pittsburgh (#2 seed) defeated SAN JOSE (#3 seed), 4-2  |
| 2013-14 | Western First Round       | Los Angeles (#3 seed) defeated SAN JOSE (#2 seed), 4-3 |
| 2012-13 | Western Quarterfinals     | SAN JOSE (#6 seed) defeated Vancouver (#3 seed), 4-0   |
|         | Western Semifinals        | Los Angeles (#5 seed) defeated SAN JOSE (#6 seed), 4-3 |
| 2011-12 | Western Quarterfinals     | St. Louis (#2 seed) defeated SAN JOSE (#7 seed), 4-1   |
| 2010-11 | Western Quarterfinals     | SAN JOSE (#2 seed) defeated Los Angeles (#7 seed), 4-2 |
|         | Western Semifinals        | SAN JOSE (#2 seed) defeated Detroit (#3 seed), 4-3     |
|         | Western Conference Finals | Vancouver (#1 seed) defeated SAN JOSE (#2 seed), 4-1   |
| 2009-10 | Western Quarterfinals     | SAN JOSE (#1 seed) defeated Colorado (#8 seed), 4-2    |
|         | Western Semifinals        | SAN JOSE (#1 seed) defeated Detroit (#5 seed), 4-1     |
|         | Western Conference Finals | Chicago (#2 seed) defeated SAN JOSE (#1 seed), 4-0     |
| 2008-09 | Western Quarterfinals     | Anaheim (#8 seed) defeated SAN JOSE (#1 seed), 4-2     |
| 2007-08 | Western Quarterfinals     | SAN JOSE (#2 seed) defeated Calgary (#7 seed), 4-3     |
|         | Western Semifinals        | Dallas (#5 seed) defeated SAN JOSE (#2 seed), 4-2      |
| 2006-07 | Western Quarterfinals     | SAN JOSE (#5 seed) defeated Nashville (#4 seed), 4-1   |
|         | Western Semifinals        | Detroit (#1 seed) defeated SAN JOSE (#5 seed), 4-2     |
| 2005-06 | Western Quarterfinals     | SAN JOSE (#5 seed) defeated Nashville (#4 seed), 4-1   |
|         | Western Semifinals        | Edmonton (#8 seed) defeated SAN JOSE (#5 seed), 4-2    |
| 2003-04 | Western Quarterfinals     | SAN JOSE (#2 seed) defeated St. Louis (#7 seed), 4-1   |
|         | Western Semifinals        | SAN JOSE (#2 seed) defeated Colorado (#4 seed), 4-2    |
|         | Western Conference Finals | Calgary (#6 seed) defeated SAN JOSE (#2 seed), 4-2     |
| 2001-02 | Western Quarterfinals     | SAN JOSE (#3 seed) defeated Phoenix (#6 seed), 4-1     |
|         | Western Semifinals        | Colorado (#2 seed) defeated SAN JOSE (#3 seed), 4-3    |
| 2000-01 | Western Quarterfinals     | St. Louis (#4 seed) defeated SAN JOSE (#5 seed), 4-2   |
|         | Western Semifinals        | SAN JOSE (#8 seed) defeated St. Louis (#1 seed), 4-3   |
| 1999-00 | Western Quarterfinals     | Dallas (#2 seed) defeated SAN JOSE (#8 seed), 4-1      |
|         | Western Semifinals        | Colorado (#2 seed) defeated SAN JOSE (#7 seed), 4-2    |
| 1998-99 | Western Quarterfinals     | Dallas (#1 seed) defeated SAN JOSE (#8 seed), 4-2      |
| 1997-98 | Western Quarterfinals     | SAN JOSE (#7 seed) defeated Calgary (#2 seed), 4-3     |
| 1994-95 | Western Quarterfinals     | Detroit (#1 seed) defeated SAN JOSE (#7 seed), 4-0     |
|         | Western Semifinals        | SAN JOSE (#8 seed) defeated Detroit (#1 seed), 4-3     |
| 1993-94 | Western Quarterfinals     | Toronto (#3 seed) defeated SAN JOSE (#8 seed), 4-3     |
|         | Western Semifinals        |  |







## SHARKS WHEN FACING ELIMINATION

| DATE           | OPPONENT          | SITE                        | ROUND/<br>GAME # | SCORE           | GWG             |
|----------------|-------------------|-----------------------------|------------------|-----------------|-----------------|
| 4/22/17        | Edmonton          | SAP Center                  | FR/#6            | 1-3 L           | Slepyshev       |
| 6/12/16        | Pittsburgh        | SAP Center                  | SCF/#6           | 1-3 L           | Letang          |
| <b>6/9/16</b>  | <b>Pittsburgh</b> | <b>CONSOL Energy Center</b> | <b>SCF/#5</b>    | <b>4-2 W</b>    | <b>Karlsson</b> |
| <b>5/12/16</b> | <b>Nashville</b>  | <b>SAP Center</b>           | <b>SR/#7</b>     | <b>5-0 W</b>    | <b>Pavelski</b> |
| 4/30/14        | Los Angeles       | SAP Center                  | FR/#7            | 1-5 L           | Kopitar         |
| 5/28/13        | Los Angeles       | Staples Center              | WSF/#7           | 1-2 L           | Williams        |
| 5/26/13        | Los Angeles       | HP Pavilion                 | WSF/#6           | 2-1 W           | Galiardi        |
| 4/21/12        | St. Louis         | Scottrade Center            | WQF/#5           | 1-3 L           | Perron          |
| 5/24/11        | Vancouver         | Rogers Arena                | WCF/#5           | 2-3 L 2OT       | Biekša          |
| 5/12/11        | Detroit           | HP Pavilion                 | WSF/#7           | 3-2 W           | Marleau         |
| 5/23/10        | Chicago           | United Center               | WCF/#4           | 2-4 L           | Byfuglien       |
| 4/27/09        | Anaheim           | Honda Center                | WQF/#6           | 1-4 L           | Selanne         |
| 4/25/09        | Anaheim           | HP Pavilion                 | WQF/#5           | 3-2 W OT        | Marleau         |
| 5/4/08         | Dallas            | American Airlines Center    | WSF/#6           | 1-2 L 4OT       | Morrow          |
| <b>5/2/08</b>  | <b>Dallas</b>     | <b>HP Pavilion</b>          | <b>WSF/#5</b>    | <b>3-2 W OT</b> | <b>Pavelski</b> |
| 4/30/08        | Dallas            | American Airlines Center    | WSF/#4           | 2-1 W           | Michalek        |
| <b>4/22/08</b> | <b>Calgary</b>    | <b>HP Pavilion</b>          | <b>WQF/#7</b>    | <b>5-3 W</b>    | <b>Pavelski</b> |
| 5/7/07         | Detroit           | HP Pavilion                 | WSF/#6           | 0-2 L           | Samuelsson      |
| 5/17/06        | Edmonton          | Rexall Place                | WSF/#6           | 0-2 L           | Horcoff         |
| 5/19/04        | Calgary           | Pengrowth Saddledome        | WCF/#6           | 1-3 L           | Gelinas         |
| 5/15/02        | Colorado          | Pepsi Center                | WSF/#7           | 0-1 L           | Forsberg        |
| 4/21/01        | St. Louis         | Compaq Center at San Jose   | WQF/#6           | 1-2 L           | Demitra         |
| 5/7/00         | Dallas            | Reunion Arena               | WSF/#5           | 1-4 L           | Thornton        |
| 4/25/00        | St. Louis         | Kiel Center                 | WQF/#7           | 3-1 W           | Nolan           |
| 5/3/99         | Colorado          | San Jose Arena              | WQF/#6           | 2-3 L OT        | Hejduk          |
| 5/2/98         | Dallas            | San Jose Arena              | WQF/#6           | 2-3 L OT        | Keane           |
| 5/27/95        | Detroit           | San Jose Arena              | WSF/#4           | 2-6 L           | Brown           |
| 5/19/95        | Calgary           | Saddledome                  | WQF/#7           | 5-4 W OT        | Whitney         |
| 5/17/95        | Calgary           | San Jose Arena              | WQF/#6           | 5-3 W           | Janney          |
| 5/14/94        | Toronto           | Maple Leaf Gardens          | WSF/#7           | 2-4 L           | Osborne         |
| 4/30/94        | Detroit           | Joe Louis Arena             | WQF/#7           | 3-2 W           | Baker           |

Possible Playoff Elimination Games Played: 31

Team Record: 12-19 Home: 7-6 Road: 5-13



## OPPONENTS WHEN FACING ELIMINATION

| DATE    | OPPONENT    | SITE                         | ROUND/<br>GAME # | SCORE    | GWG        |
|---------|-------------|------------------------------|------------------|----------|------------|
| 5/25/16 | St. Louis   | SAP Center                   | WCF/#6           | 2-5 L    | Ward       |
| 5/12/16 | Nashville   | SAP Center                   | SR/#7            | 0-5 L    | Pavelski   |
| 5/9/16  | Nashville   | Bridgestone Arena            | SR/#6            | 4-3 W OT | Arvidsson  |
| 4/22/16 | Los Angeles | Staples Center               | FR/#5            | 3-6 L    | Donskoi    |
| 4/30/14 | Los Angeles | SAP Center                   | FR/#7            | 5-1 W    | Kopitar    |
| 4/28/14 | Los Angeles | Staples Center               | FR/#6            | 4-1 W    | Williams   |
| 4/26/14 | Los Angeles | SAP Center                   | FR/#5            | 3-0 W    | Toffoli    |
| 4/24/14 | Los Angeles | Staples Center               | FR/#4            | 6-3 W    | Toffoli    |
| 5/28/13 | Los Angeles | Staples Center               | WSF/#7           | 2-1 W    | Williams   |
| 5/7/13  | Vancouver   | HP Pavilion                  | WQF/#4           | 3-4 L    | Marleau    |
| 5/12/11 | Detroit     | HP Pavilion                  | WSF/#7           | 2-3 L    | Marleau    |
| 5/10/11 | Detroit     | Joe Louis Arena              | WSF/#6           | 3-1 W    | Filppula   |
| 5/8/11  | Detroit     | HP Pavilion                  | WSF/#5           | 4-3 W    | Holmstrom  |
| 5/6/11  | Detroit     | Joe Louis Arena              | WSF/#4           | 4-3 W    | Helm       |
| 4/25/11 | Los Angeles | Staples Center               | WQF/#6           | 3-4 L    | Thornton   |
| 4/23/11 | Los Angeles | HP Pavilion                  | WQF/#5           | 3-1 W    | Clifford   |
| 5/8/10  | Detroit     | HP Pavilion                  | WSF/#5           | 1-2 L    | Marleau    |
| 5/6/10  | Detroit     | Joe Louis Arena              | WSF/#4           | 7-1 W    | Zetterberg |
| 4/24/10 | Colorado    | Pepsi Center                 | WQF/#6           | 2-5 L    | Pavelski   |
| 4/22/08 | Calgary     | HP Pavilion                  | WQF/#7           | 3-5 L    | Pavelski   |
| 4/20/08 | Calgary     | Pengrowth Saddledome         | WQF/#6           | 2-0 W    | Nolan      |
| 4/20/07 | Nashville   | Nashville Arena              | WQF/#5           | 3-2 L    | Marleau    |
| 4/30/06 | Nashville   | Gaylord Entertainment Center | WQF/#5           | 2-1 L    | Marleau    |
| 5/4/04  | Colorado    | Pepsi Center                 | WSF/#6           | 1-3 L    | Goc        |
| 5/1/04  | Colorado    | HP Pavilion                  | WSF/#5           | 2-1 W OT | Sakic      |
| 4/28/04 | Colorado    | Pepsi Center                 | WSF/#4           | 1-0 W OT | Sakic      |
| 4/15/04 | St. Louis   | HP Pavilion                  | WQF/#5           | 1-3 L    | Smith      |
| 5/15/02 | Colorado    | Pepsi Center                 | WSF/#7           | 1-0 W    | Forsberg   |
| 5/13/02 | Colorado    | Compaq Center                | WSF/#6           | 2-1 W    | Forsberg   |
| 4/26/02 | Phoenix     | Compaq Center                | WQF/#5           | 1-4 L    | Graves     |
| 4/25/00 | St. Louis   | Kiel Center                  | WQF/#7           | 1-3 L    | Nolan      |
| 4/23/00 | St. Louis   | San Jose Arena               | WQF/#6           | 6-2 W    | Hecht      |
| 4/21/00 | St. Louis   | Kiel Center                  | WQF/#5           | 5-3 W    | Pronger    |
| 5/19/95 | Calgary     | Saddledome                   | WQF/#7           | 4-5 L OT | Whitney    |
| 5/14/94 | Toronto     | Maple Leaf Gardens           | WSF/#7           | 4-2 W    | Osborne    |
| 5/12/94 | Toronto     | Maple Leaf Gardens           | WSF/#6           | 3-2 W OT | Gartner    |
| 4/30/94 | Detroit     | Joe Louis Arena              | WQF/#7           | 2-3 L    | Baker      |
| 4/28/94 | Detroit     | Joe Louis Arena              | WQF/#6           | 7-1 W    | Chiasson   |

Possible Playoff Elimination Games Played: 38

Opponents Record: 21-17 Home: 15-10 Road: 6-7

## SHARKS PLAYOFF RECORD BY GAME OF SERIES

### GAME ONE

| DATE    | OPPONENT    | ROUND | LOCATION                     | SCORE        | OT    | GWG            | GOALTENDERS (SJ/OPP)   |
|---------|-------------|-------|------------------------------|--------------|-------|----------------|------------------------|
| 4/12/17 | Edmonton    | FR    | Rogers Place                 | 3-2 W OT     | 3:22  | Karlsson       | Jones/Talbot           |
| 5/30/16 | Pittsburgh  | SCF   | CONSOL Energy Center         | 2-3 L        | -     | Bonino         | Jones/Murray           |
| 5/15/16 | St. Louis   | WCF   | Scottrade Center             | 1-2 L        | -     | Lehtera        | Jones/Elliott          |
| 4/29/16 | Nashville   | SR    | SAP Center                   | 5-2 W        | -     | Ward           | Jones/RINNE-Hutton     |
| 4/14/16 | Los Angeles | FR    | Staples Center               | 4-3 W        | -     | Pavelski       | Jones/Quick            |
| 4/17/14 | Los Angeles | FR    | SAP Center                   | 6-3 W        | -     | Torres         | Niemi/QUICK-Jones      |
| 5/14/13 | Los Angeles | WSF   | Staples Center               | 0-2 L        | -     | Voynov         | Niemi/Quick            |
| 5/1/13  | Vancouver   | WQF   | Rogers Arena                 | 3-1 W        | -     | Boyle          | Niemi/Luongo           |
| 4/12/12 | St. Louis   | WQF   | Scottrade Center             | 3-2 W (2 OT) | 23:34 | Havlat         | Niemi/Halak            |
| 5/15/11 | Vancouver   | WCF   | Rogers Arena                 | 2-3 L        | -     | H. Sedin       | Niemi/Luongo           |
| 4/29/11 | Detroit     | WSF   | HP Pavilion                  | 2-1 W        | 7:03  | Ferriero       | Niemi/Howard           |
| 4/14/11 | Los Angeles | WQF   | HP Pavilion                  | 3-2 W OT     | 14:44 | Pavelski       | Niemi/Quick            |
| 5/16/10 | Chicago     | WCF   | HP Pavilion                  | 1-2 L        | -     | Byfuglien      | Nabokov/Niemi          |
| 4/29/10 | Detroit     | WSF   | HP Pavilion                  | 4-3 W        | -     | Pavelski       | Nabokov/Howard         |
| 4/14/10 | Colorado    | WQF   | HP Pavilion                  | 1-2 L        | -     | Stewart        | Nabokov/Anderson       |
| 4/16/09 | Anaheim     | WQF   | HP Pavilion                  | 0-2 L        | -     | S. Niedermayer | Nabokov/Hiller         |
| 4/25/08 | Dallas      | WSF   | HP Pavilion                  | 2-3 L OT     | 4:39  | Morrow         | Nabokov/Turco          |
| 4/9/08  | Calgary     | WQF   | HP Pavilion                  | 2-3 L        | -     | Yelle          | Nabokov/Kiprusoff      |
| 4/26/07 | Detroit     | WSF   | Joe Louis Arena              | 2-0 W        | -     | Carle          | Nabokov/Hasek          |
| 4/11/07 | Nashville   | WQF   | Nashville Arena              | 5-4 W (2 OT) | 28:14 | Rissmiller     | Nabokov/Vokoun         |
| 5/7/06  | Edmonton    | WSF   | HP Pavilion                  | 2-1 W        | -     | Ehrhoff        | Toskala/Rolosen        |
| 4/21/06 | Nashville   | WQF   | Gaylord Entertainment Center | 3-4 L        | -     | Hall           | Toskala/Mason          |
| 5/9/04  | Calgary     | WCF   | HP Pavilion                  | 3-4 L OT     | 18:43 | Montador       | Nabokov/Kiprusoff      |
| 4/22/04 | Colorado    | WSF   | HP Pavilion                  | 5-2 W        | -     | Hannan         | Nabokov/AEBISCHER-Salo |
| 4/8/04  | St. Louis   | WQF   | HP Pavilion                  | 1-0 W OT     | 9:16  | Dimitrakos     | Nabokov/Osgood         |
| 5/1/02  | Colorado    | WSF   | Pepsi Center                 | 6-3 W        | -     | Marleau        | Nabokov/Roy            |
| 4/12/02 | Phoenix     | WQF   | Compaq Center                | 2-1 W        | -     | Marleau        | Nabokov/Burke          |
| 4/12/01 | St. Louis   | WQF   | Savvis Center                | 1-3 L        | -     | Young          | Nabokov/Turek          |
| 4/28/00 | Dallas      | WSF   | Reunion Arena                | 0-4 L        | -     | Gavey          | Shields/Belfour        |
| 4/12/00 | St. Louis   | WQF   | Kiel Center                  | 3-5 L        | -     | Pronger        | Shields/Turek          |
| 4/24/99 | Colorado    | WQF   | San Jose Arena               | 1-3 L        | -     | Ozolinish      |                        |
| 4/22/98 | Dallas      | WQF   | Reunion Arena                | 1-4 L        | -     | Lind           | Vernon/Belfour         |
| 5/21/95 | Detroit     | WSF   | Joe Louis Arena              | 0-6 L        | -     | Ciccarelli     | Flaherty/Vernon        |
| 5/7/95  | Calgary     | WQF   | Saddledome                   | 5-4 W        | -     | Baker          | Irbe/Tabaracci-KIDD    |
| 5/2/94  | Toronto     | WSF   | Maple Leaf Gardens           | 3-2 W        | -     | Garpenlov      | Irbe/Potvin            |
| 4/18/94 | Detroit     | WQF   | Joe Louis Arena              | 5-4 W        | -     | Kroupa         | Irbe/Essensa           |

All-Time Game One Record: 19-17

Home: 9-7

Road 10-10



# SHARKS PLAYOFF RECORD BY GAME OF SERIES

## GAME TWO

| DATE           | OPPONENT           | ROUND      | LOCATION                            | SCORE           | OT           | GWG                | GOALTENDERS (SJ/OPP)        |
|----------------|--------------------|------------|-------------------------------------|-----------------|--------------|--------------------|-----------------------------|
| 4/14/17        | Edmonton           | FR         | Rogers Place                        | 0-2 L           | -            | McDavid            | Jones/Talbot                |
| 6/1/16         | Pittsburgh         | SCF        | CONSOL Energy Center                | 1-2 L OT        | 2:35         | Sheary             | Jones/Murray                |
| <b>5/17/16</b> | <b>St. Louis</b>   | <b>WCF</b> | <b>Scottrade Center</b>             | <b>4-0 W</b>    | <b>-</b>     | <b>Wingels</b>     | <b>Jones/Elliott</b>        |
| <b>5/1/16</b>  | <b>Nashville</b>   | <b>SR</b>  | <b>SAP Center</b>                   | <b>3-2 W</b>    | <b>-</b>     | <b>Thornton</b>    | <b>Jones/Rinne</b>          |
| <b>4/16/16</b> | <b>Los Angeles</b> | <b>FR</b>  | <b>Staples Center</b>               | <b>2-1 W</b>    | <b>-</b>     | <b>Couture</b>     | <b>Jones/Quick</b>          |
| <b>4/20/14</b> | <b>Los Angeles</b> | <b>FR</b>  | <b>SAP Center</b>                   | <b>7-2 W</b>    | <b>-</b>     | <b>Braun</b>       | <b>Niemi/QUICK-Jones</b>    |
| 5/16/13        | Los Angeles        | WSF        | Staples Center                      | 3-4 L           | -            | Lewis              | Niemi/Quick                 |
| <b>5/3/13</b>  | <b>Vancouver</b>   | <b>WGF</b> | <b>Rogers Arena</b>                 | <b>3-2 W OT</b> | <b>5:31</b>  | <b>Torres</b>      | <b>Niemi/Luongo</b>         |
| 4/14/12        | St. Louis          | WQF        | Scottrade Center                    | 0-3 L           | -            | Sobotka            | Niemi/HALAK-Elliott         |
| 5/18/11        | Vancouver          | WCF        | Rogers Arena                        | 3-7 L           | -            | Higgins            | NIEMI-Niittymäki/Luongo     |
| <b>5/1/11</b>  | <b>Detroit</b>     | <b>WSF</b> | <b>HP Pavilion</b>                  | <b>2-1 W</b>    | <b>-</b>     | <b>Wallin</b>      | <b>Niemi/Howard</b>         |
| 4/16/11        | Los Angeles        | WQF        | HP Pavilion                         | 0-4 L           | -            | Johnson            | Niemi/Quick                 |
| 5/18/10        | Chicago            | WCF        | HP Pavilion                         | 2-4 L           | -            | Toews              | Nabokov/Niemi               |
| <b>5/2/10</b>  | <b>Detroit</b>     | <b>WSF</b> | <b>HP Pavilion</b>                  | <b>4-3 W</b>    | <b>-</b>     | <b>Thornton</b>    | <b>Nabokov/Howard</b>       |
| <b>4/16/10</b> | <b>Colorado</b>    | <b>WQF</b> | <b>HP Pavilion</b>                  | <b>6-5 W OT</b> | <b>5:22</b>  | <b>Setoguchi</b>   | <b>Nabokov/Anderson</b>     |
| 4/19/09        | Anaheim            | WQF        | HP Pavilion                         | 2-3 L           | -            | Miller             | Nabokov/Hiller              |
| 4/27/08        | Dallas             | WSF        | HP Pavilion                         | 2-5 L           | -            | Modano             | NABOKOV-Boucher/Turco       |
| <b>4/10/08</b> | <b>Calgary</b>     | <b>WQF</b> | <b>HP Pavilion</b>                  | <b>2-0 W</b>    | <b>-</b>     | <b>Pavelski</b>    | <b>Nabokov/Kiprusoff</b>    |
| 4/28/07        | Detroit            | WSF        | Joe Louis Arena                     | 2-3 L           | -            | Datsyuk            | Nabokov/Hasek               |
| 4/13/07        | Nashville          | WQF        | Nashville Arena                     | 2-5 L           | -            | Dumont             | Nabokov/Vokoun              |
| <b>5/8/06</b>  | <b>Edmonton</b>    | <b>WSF</b> | <b>HP Pavilion</b>                  | <b>2-1 W</b>    | <b>-</b>     | <b>J. Thornton</b> | <b>Toskala/Roloson</b>      |
| <b>4/23/06</b> | <b>Nashville</b>   | <b>WQF</b> | <b>Gaylord Entertainment Center</b> | <b>3-0 W</b>    | <b>-</b>     | <b>Cheechoo</b>    | <b>Toskala/Mason</b>        |
| 5/11/04        | Calgary            | WCF        | HP Pavilion                         | 1-4 L           | -            | Donovan            | Nabokov/Kiprusoff           |
| <b>4/24/04</b> | <b>Colorado</b>    | <b>WSF</b> | <b>HP Pavilion</b>                  | <b>4-1 W</b>    | <b>-</b>     | <b>Marleau</b>     | <b>Nabokov/Aebischer</b>    |
| <b>4/10/04</b> | <b>St. Louis</b>   | <b>WQF</b> | <b>HP Pavilion</b>                  | <b>3-1 W</b>    | <b>-</b>     | <b>Marleau</b>     | <b>Nabokov/OSGOOD-Divis</b> |
| 5/4/02         | Colorado           | WSF        | Pepsi Center                        | 2-8 L           | -            | Forsberg           | NABOKOV-Kiprusoff/Roy       |
| 4/20/02        | Phoenix            | WQF        | Compaq Center                       | 1-3 L           | -            | Briere             | Nabokov/Burke               |
| <b>4/14/01</b> | <b>St. Louis</b>   | <b>WQF</b> | <b>Savvis Center</b>                | <b>1-0 W</b>    | <b>-</b>     | <b>Thornton</b>    | <b>Nabokov/Turek</b>        |
| 4/30/00        | Dallas             | WSF        | Reunion Arena                       | 0-1 L           | -            | Modano             | Shields/Belfour             |
| <b>4/15/00</b> | <b>St. Louis</b>   | <b>WQF</b> | <b>Kiel Center</b>                  | <b>4-2 W</b>    | <b>-</b>     | <b>Ricci</b>       | <b>Shields/Turek</b>        |
| 4/26/99        | Colorado           | WQF        | San Jose Arena                      | 1-2 L OT        | 7:53         | Hejduk             | Vernon/Roy                  |
| 4/24/98        | Dallas             | WQF        | Reunion Arena                       | 2-5 L           | -            | Verbeek            | VERNON-Hrudey/Belfour       |
| 5/23/95        | Detroit            | WSF        | Joe Louis Arena                     | 2-6 L           | -            | Yzerman            | Irbe/Vernon                 |
| <b>5/9/95</b>  | <b>Calgary</b>     | <b>WQF</b> | <b>Saddledome</b>                   | <b>5-4 W OT</b> | <b>12:21</b> | <b>Dahlen</b>      | <b>Irbe/Kidd</b>            |
| 5/4/94         | Toronto            | WSF        | Maple Leaf Gardens                  | 1-5 L           | -            | Gartner            | Irbe/Potvin                 |
| 4/20/94        | Detroit            | WQF        | Joe Louis Arena                     | 0-4 L           | -            | Burr               | Irbe/Osgood                 |

All-Time Game Two Record: 16-20 Home: 9-7 Road: 7-13

## SHARKS PLAYOFF RECORD BY GAME OF SERIES

### GAME THREE

| DATE    | OPPONENT    | ROUND | LOCATION                 | SCORE        | OT    | GWG        | GOALTENDERS (SJ/OPP)     |
|---------|-------------|-------|--------------------------|--------------|-------|------------|--------------------------|
| 4/16/17 | Edmonton    | FR    | SAP Center               | 0-1 L        | -     | Kassian    | Jones/Talbot             |
| 6/4/16  | Pittsburgh  | SCF   | SAP Center               | 3-2 W OT     | 12:18 | Donskoi    | Jones/Murray             |
| 5/19/16 | St. Louis   | WCF   | SAP Center               | 3-0 W        | -     | Hertl      | Jones/ELLIOTT-Allen      |
| 5/3/16  | Nashville   | SR    | Bridgestone Arena        | 1-4 L        | -     | Weber      | Jones/Rinne              |
| 4/18/16 | Los Angeles | FR    | SAP Center               | 1-2 L OT     | 3:47  | Pearson    | Jones/Quick              |
| 4/22/14 | Los Angeles | FR    | Staples Center           | 4-3 W OT     | 6:20  | Marleau    | Niemi/Quick              |
| 5/18/13 | Los Angeles | WSF   | HP Pavilion              | 2-1 W OT     | 1:29  | Couture    | Niemi/Quick              |
| 5/5/13  | Vancouver   | WQF   | HP Pavilion              | 5-2 W        | -     | Couture    | Niemi/SCHNEIDER-Luongo   |
| 4/16/12 | St. Louis   | WQF   | HP Pavilion              | 3-4 L        | -     | Steen      | Niemi/Elliott            |
| 5/20/11 | Vancouver   | WCF   | HP Pavilion              | 4-3 W        | -     | Boyle      | Niemi/Luongo             |
| 5/4/11  | Detroit     | WSF   | Joe Louis Arena          | 4-3 W OT     | 9:21  | Setoguchi  | Niemi/Howard             |
| 4/19/11 | Los Angeles | WQF   | Staples Center           | 6-5 W OT     | 3:09  | Setoguchi  | Niemi-NIITTYMAKI/Quick   |
| 5/21/10 | Chicago     | WCF   | United Center            | 2-3 L OT     | 12:24 | Byfuglien  | Nabokov/Niemi            |
| 5/4/10  | Detroit     | WSF   | Joe Louis Arena          | 4-3 W OT     | 7:07  | Marleau    | Nabokov/Howard           |
| 4/18/10 | Colorado    | WQF   | Pepsi Center             | 0-1 L OT     | 0:54  | O'Reilly   | Nabokov/Anderson         |
| 4/21/09 | Anaheim     | WQF   | Honda Center             | 4-3 W        | -     | Marleau    | Nabokov/Hiller           |
| 4/29/08 | Dallas      | WSF   | American Airlines Center | 1-2 L OT     | 4:37  | Norstrom   | Nabokov/Turco            |
| 4/13/08 | Calgary     | WQF   | Pengrowth Saddledome     | 3-4 L        | -     | Nolan      | Nabokov/Kiprusoff/JOSEPH |
| 4/30/07 | Detroit     | WSF   | HP Pavilion              | 2-1 W        | -     | Cheechoo   | Nabokov/Hasek            |
| 4/16/07 | Nashville   | WQF   | HP Pavilion              | 3-1 W        | -     | Clowe      | Nabokov/Yokoun           |
| 5/10/06 | Edmonton    | WSF   | Rexall Place             | 2-3 L (3 OT) | 42:24 | Horcoff    | Toskala/Roloson          |
| 4/25/06 | Nashville   | WQF   | HP Pavilion              | 4-1 W        | -     | Bernier    | Toskala/Mason            |
| 5/13/04 | Calgary     | WCF   | Pengrowth Saddledome     | 3-0 W        | -     | Damphousse | Nabokov/Kiprusoff        |
| 4/26/04 | Colorado    | WSF   | Pepsi Center             | 1-0 W        | -     | Damphousse | Nabokov/Aebischer        |
| 4/12/04 | St. Louis   | WQF   | Savvis Center            | 1-4 L        | -     | Drake      | Nabokov/Osgood           |
| 5/6/02  | Colorado    | WSF   | Compaq Center            | 6-4 W        | -     | Marleau    | Nabokov/Roy              |
| 4/22/02 | Phoenix     | WQF   | America West Arena       | 4-1 W        | -     | Graves     | Nabokov/Burke            |
| 4/16/01 | St. Louis   | WQF   | Compaq Center            | 3-6 L        | -     | Drake      | NABOKOV-Kiprusoff/Turek  |
| 5/2/00  | Dallas      | WSF   | San Jose Arena           | 2-1 W        | -     | Nolan      | Shields/Belfour          |
| 4/17/00 | St. Louis   | WQF   | San Jose Arena           | 2-1 W        | -     | Nolan      | Shields/Turek            |
| 4/28/99 | COLORADO    | WQF   | McNichols Arena          | 4-2 W        | -     | STURM      | VERNON/ROY               |
| 4/26/98 | Dallas      | WQF   | San Jose Arena           | 4-1 W        | -     | Nolan      | Vernon-BELFOUR/Fernandez |
| 5/25/95 | Detroit     | WSF   | San Jose Arena           | 2-6 L        | -     | S. Kozlov  | Flaherty/Vernon          |
| 5/11/95 | Calgary     | WQF   | San Jose Arena           | 2-9 L        | -     | Sullivan   | IRBE-Flaherty/Kidd       |
| 5/6/94  | Toronto     | WSF   | San Jose Arena           | 5-2 W        | -     | Dahlen     | Irbe/POTVIN-Rhodes       |
| 4/22/94 | Detroit     | WQF   | San Jose Arena           | 2-3 L        | -     | Burr       | Irbe/Osgood              |

All-Time Game Three Record: 22-14 Home: 13-7 Road: 9-7



# SHARKS PLAYOFF RECORD BY GAME OF SERIES

## GAME FOUR

| DATE    | OPPONENT    | ROUND | LOCATION                 | SCORE       | OT    | GWG        | GOALTENDERS (SJ/OPP)    |
|---------|-------------|-------|--------------------------|-------------|-------|------------|-------------------------|
| 4/18/17 | Edmonton    | FR    | SAP Center               | 7-0 W       | -     | Pavelski   | Jones-TALBOT/Brossoit   |
| 6/6/16  | Pittsburgh  | SCF   | SAP Center               | 1-3 L       | -     | Malkin     | Jones/Murray            |
| 5/21/16 | St. Louis   | WCF   | SAP Center               | 3-6 L       | -     | Brodziak   | JONES-Reimer/Allen      |
| 5/5/16  | Nashville   | SR    | Bridgestone Arena        | 3-4 L (3OT) | 51:12 | Fisher     | Jones-Rinne             |
| 4/20/16 | Los Angeles | FR    | SAP Center               | 3-2 W       | -     | Marleau    | Jones-Quick             |
| 4/24/14 | Los Angeles | FR    | Staples Center           | 3-6 L       | -     | Toffoli    | NIEMI-Stalock/Quick     |
| 5/21/13 | Los Angeles | WSF   | HP Pavilion              | 2-1 W       | -     | Couture    | Niemi/Quick             |
| 5/7/13  | Vancouver   | WQF   | HP Pavilion              | 4-3 W OT*   | 13:18 | Marleau    | Niemi/Schneider         |
| 4/19/12 | St. Louis   | WQF   | HP Pavilion              | 1-2 L       | -     | McDonald   | Niemi/Elliott           |
| 5/22/11 | Vancouver   | WCF   | HP Pavilion              | 2-4 L       | -     | Salo       | Niemi/Luongo            |
| 5/6/11  | Detroit     | WSF   | Joe Louis Arena          | 3-4 L       | -     | Helm       | Niemi/Howard            |
| 4/21/11 | Los Angeles | WQF   | Staples Center           | 6-3 W       | -     | Thornton   | Niemi/Quick             |
| 5/23/10 | Chicago     | WCF   | United Center            | 2-4 L*      | -     | Byfuglien  | Nabokov/Niemi           |
| 5/6/10  | Detroit     | WSF   | Joe Louis Arena          | 1-7 L       | -     | Zetterberg | NABOKOV-Greiss/Howard   |
| 4/20/10 | Colorado    | WQF   | Pepsi Center             | 2-1 W OT    | 10:24 | Pavelski   | Nabokov/Anderson        |
| 4/23/09 | Anaheim     | WQF   | Honda Center             | 0-4 L       | -     | Ryan       | Nabokov/Hiller          |
| 4/30/08 | Dallas      | WSF   | American Airlines Center | 2-1 W       | -     | Michalek   | Nabokov/Turco           |
| 4/15/08 | Calgary     | WQF   | Pengrowth Saddledome     | 3-2 W       | -     | Thornton   | Nabokov/Kiprusoff       |
| 5/2/07  | Detroit     | WSF   | HP Pavilion              | 2-3 L OT    | 16:04 | Schneider  | Nabokov/Hasek           |
| 4/18/07 | Nashville   | WQF   | HP Pavilion              | 3-2 W       | -     | Michalek   | Nabokov/Vokoun          |
| 5/12/06 | Edmonton    | WSF   | Rexall Place             | 3-6 L       | -     | J. Smith   | Toskala/Roloson         |
| 4/27/06 | Nashville   | WQF   | HP Pavilion              | 5-4 W       | -     | Marleau    | Toskala/Mason           |
| 5/16/04 | Calgary     | WCF   | Pengrowth Saddledome     | 4-1 W       | -     | Damphousse | Nabokov/KIPRUSOFF-Turek |
| 4/28/04 | Colorado    | WSF   | Pepsi Center             | 0-1 L OT    | 5:15  | Sakic      | Nabokov/Aebischer       |
| 4/13/04 | St. Louis   | WQF   | Savvis Center            | 4-3 W       | -     | Korolyuk   | Nabokov/Osgood          |
| 5/8/02  | Colorado    | WSF   | Compaq Center            | 1-4 L       | -     | Sakic      | Nabokov/Roy             |
| 4/24/02 | Phoenix     | WQF   | America West Arena       | 2-1 W       | -     | Ricci      | Nabokov/Burke           |
| 4/17/01 | St. Louis   | WQF   | Compaq Center            | 3-2 W       | -     | Nolan      | Kiprusoff/Turek         |
| 5/5/00  | Dallas      | WSF   | San Jose Arena           | 5-4 L       | -     | Nieuwendyk | Shields/Belfour         |
| 4/19/00 | St. Louis   | WQF   | San Jose Arena           | 3-2 W       | -     | Suter      | Shields/Turek           |
| 4/30/99 | Colorado    | WQF   | McNichols Arena          | 7-3 W       | -     | Korolyuk   | Vernon/ROY, Billington  |
| 4/28/98 | Dallas      | WQF   | San Jose Arena           | 1-0 W OT    | 6:31  | Zyuzin     | Vernon/Belfour          |
| 5/27/95 | Detroit     | WSF   | San Jose Arena           | 2-6 L       | -     | Brown      | Flaherty/Vernon         |
| 5/13/95 | Calgary     | WQF   | San Jose Arena           | 4-6 L       | -     | Reichel    | Irbe/Kidd               |
| 5/8/94  | Toronto     | WSF   | San Jose Arena           | 3-8 L       | -     | Clark      | IRBE-Waite/Potvin       |
| 4/23/94 | Detroit     | WQF   | San Jose Arena           | 4-3 W       | -     | Makarov    | Irbe/Osgood             |

All-Time Game Four Record: 18-18 Home: 10-10 Road: 8-8

## SHARKS PLAYOFF RECORD BY GAME OF SERIES

## GAME FIVE

| DATE    | OPPONENT    | ROUND | LOCATION                     | SCORE       | OT    | GWG        | GOALTENDERS (SJ/OPP)   |
|---------|-------------|-------|------------------------------|-------------|-------|------------|------------------------|
| 4/20/17 | Edmonton    | FR    | Rogers Place                 | 3-4 L OT    | 18:15 | Desharnais | Jones/Talbot           |
| 6/9/16  | Pittsburgh  | SCF   | CONSOL Energy Center         | 4-2 W       | -     | Karlsson   | Jones/Murray           |
| 5/23/16 | St. Louis   | WCF   | Scottrade Center             | 6-3 W       | -     | Pavelski   | Jones/Allen            |
| 5/7/16  | Nashville   | SR    | SAP Center                   | 5-1 W       | -     | Pavelski   | Jones/RINNE-Hutton     |
| 4/22/16 | Los Angeles | FR    | Staples Center               | 6-3 W*      | -     | Donskoi    | Jones/Quick            |
| 4/26/14 | Los Angeles | FR    | SAP Center                   | 0-3 L       | -     | Toffoli    | NIEMI-Stalock/Quick    |
| 5/23/13 | Los Angeles | WSF   | Staples Center               | 0-3 L       | -     | Kopitar    | Niemi/Quick            |
| 4/21/12 | St. Louis   | WQF   | Scottrade Center             | 1-3 L*      | -     | Perron     | Niemi/Elliott          |
| 5/24/11 | Vancouver   | WCF   | Rogers Arena                 | 2-3 L 2 OT* | 30:18 | Biekas     | Niemi/Luongo           |
| 5/8/11  | Detroit     | WSF   | HP Pavilion                  | 3-4 L       | -     | Holmstrom  | Niemi/Howard           |
| 4/23/11 | Los Angeles | WQF   | HP Pavilion                  | 1-3 L       | -     | Clifford   | NIEMI-Niittymaki/Quick |
| 5/8/10  | Detroit     | WSF   | HP Pavilion                  | 2-1 W*      | -     | Marleau    | Nabokov/Howard         |
| 4/22/10 | Colorado    | WQF   | HP Pavilion                  | 5-0 W       | -     | Couture    | Nabokov/ANDERSON-Budaj |
| 4/25/09 | Anaheim     | WQF   | HP Pavilion                  | 3-2 W OT    | 6:02  | Marleau    | Nabokov/Hiller         |
| 5/2/08  | Dallas      | WSF   | HP Pavilion                  | 3-2 W OT    | 1:05  | Pavelski   | Nabokov/Turco          |
| 4/17/08 | Calgary     | WQF   | HP Pavilion                  | 4-3 W       | -     | Cheechoo   | Nabokov/Kiprusoff      |
| 5/5/07  | Detroit     | WSF   | Joe Louis Arena              | 1-4 L       | -     | Datsyuk    | Nabokov/Hasek          |
| 4/20/07 | Nashville   | WQF   | Nashville Arena              | 3-2 W*      | -     | Marleau    | Nabokov/Vokoun         |
| 5/14/06 | Edmonton    | WSF   | HP Pavilion                  | 3-6 L       | -     | Pisani     | Toskala/Roloson        |
| 4/30/06 | Nashville   | WQF   | Gaylord Entertainment Center | 2-1 W*      | -     | Marleau    | Toskala/Mason          |
| 5/17/04 | Calgary     | WCF   | HP Pavilion                  | 0-3 L       | -     | Iginla     | Nabokov/Kiprusoff      |
| 5/1/04  | Colorado    | WSF   | HP Pavilion                  | 1-2 L OT    | 1:54  | Sakic      | Nabokov/Aebischer      |
| 4/15/04 | St. Louis   | WQF   | HP Pavilion                  | 3-1 W       | -     | Smith      | Nabokov/Osgood         |
| 5/11/02 | Colorado    | WSF   | Pepsi Center                 | 5-3 W       | -     | Selmanne   | Nabokov/Roy            |
| 4/26/02 | Phoenix     | WQF   | Compaq Center                | 4-1 W       | -     | Graves     | Nabokov/Burke          |
| 4/19/01 | St. Louis   | WQF   | Savvis Center                | 2-3 L OT    | 9:54  | Salvador   | Kiprusoff/Turek        |
| 5/7/00  | Dallas      | WSF   | Reunion Arena                | 1-4 L*      | -     | Thornton   | Shields/Belfour        |
| 4/21/00 | St. Louis   | WQF   | Kiel Center                  | 3-5 L       | -     | Pronger    | Shields/Turek          |
| 5/1/99  | Colorado    | WQF   | McNichols Arena              | 2-6 L       | -     | Sakic      | Shields/Roy            |
| 4/30/98 | Dallas      | WQF   | Reunion Arena                | 2-3 L       | -     | Modano     | Vernon/Belfour         |
| 5/15/95 | Calgary     | WQF   | Saddledome                   | 0-5 L       | -     | Nieuwendyk | IRBE-Flaherty/Kidd     |
| 5/10/94 | Toronto     | WSF   | San Jose Arena               | 5-2 W       | -     | Makarov    | Irbe/Potvin            |
| 4/26/94 | Detroit     | WQF   | San Jose Arena               | 6-4 W       | -     | Garpenlov  | Irbe/OSGOOD-Essensa    |

All-Time Game Five Record: 16-18 Home: 10-6 Road: 6-12





## SHARKS PLAYOFF RECORD BY GAME OF SERIES

### GAME SIX

| DATE           | OPPONENT           | ROUND      | LOCATION                 | SCORE         | OT       | GWG             | GOALTENDERS (SJ/OPP)     |
|----------------|--------------------|------------|--------------------------|---------------|----------|-----------------|--------------------------|
| 4/22/17        | Edmonton           | FR         | SAP Center               | 1-3 L*        | -        | Slepshev        | Jones/Talbot             |
| 6/12/16        | Pittsburgh         | SCF        | SAP Center               | 1-3 L*        | -        | Letang          | Jones/Murray             |
| <b>5/25/16</b> | <b>St. Louis</b>   | <b>WCF</b> | <b>SAP Center</b>        | <b>5-2 W*</b> | <b>-</b> | <b>Ward</b>     | <b>Jones/Elliott</b>     |
| 5/9/16         | Nashville          | SR         | Bridgestone Arena        | 3-4 L OT      | 2:03     | Arvidsson       | Jones/Rinne              |
| 4/28/14        | Los Angeles        | FR         | Staples Center           | 1-4 L         | -        | Williams        | Stalock/Quick            |
| <b>5/26/13</b> | <b>Los Angeles</b> | <b>WSF</b> | <b>HP Pavilion</b>       | <b>2-1 W</b>  | <b>-</b> | <b>Galiardi</b> | <b>Niemi/Quick</b>       |
| 5/10/11        | Detroit            | WSF        | Joe Louis Arena          | 1-3 L         | -        | Filppula        | Niemi/Howard             |
| 4/25/11        | Los Angeles        | WQF        | Staples Center           | 4-3 W OT*     | 2:22     | Thornton        | Niemi/Quick              |
| <b>4/24/10</b> | <b>Colorado</b>    | <b>WQF</b> | <b>Pepsi Center</b>      | <b>5-2 W*</b> | <b>-</b> | <b>Pavelski</b> | <b>Nabokov/Anderson</b>  |
| 4/27/09        | Anaheim            | WQF        | Honda Center             | 1-4 L*        | -        | Selanne         | Nabokov/Hiller           |
| 5/4/08         | Dallas             | WSF        | American Airlines Center | 1-2 L (4 OT)* | 69:03    | Morrow          | Nabokov/Turco            |
| 4/20/08        | Calgary            | WQF        | Pengrowth Saddledome     | 0-2 L         | -        | Nolan           | Nabokov/Kiprusoff        |
| 5/7/07         | Detroit            | WSF        | HP Pavilion              | 0-2 L         | -        | Samuelsson      | Nabokov/Hasek            |
| 5/17/06        | Edmonton           | WSF        | Rexall Place             | 0-2 L         | -        | Peca            | Toskala/Roloson          |
| 5/19/04        | Calgary            | WCF        | Pengrowth Saddledome     | 1-3 L         | -        | Gelinis         | Nabokov/Kiprusoff        |
| <b>5/4/04</b>  | <b>Colorado</b>    | <b>WSF</b> | <b>Pepsi Center</b>      | <b>3-1 W*</b> | <b>-</b> | <b>Goc</b>      | <b>Nabokov/Aebischer</b> |
| 5/13/02        | Colorado           | WSF        | Compaq Center            | 1-2 L OT      | 2:47     | Forsberg        | Nabokov/Roy              |
| 4/21/01        | St. Louis          | WQF        | Compaq Center            | 1-2 L         | -        | Demitra         | Nabokov/Turek            |
| 4/23/00        | St. Louis          | WQF        | San Jose Arena           | 2-6 L         | -        | Hecht           | SHIELDS-Nabokov/Turek    |
| 5/3/99         | Colorado           | WQF        | San Jose Arena           | 2-3 L OT      | 13:12    | Hejduk          | Vernon/Roy               |
| 5/2/98         | Dallas             | WQF        | San Jose Arena           | 2-3 L OT      | 3:43     | Keane           | Vernon/Belfour           |
| <b>5/17/95</b> | <b>Calgary</b>     | <b>WQF</b> | <b>San Jose Arena</b>    | <b>5-3 W</b>  | <b>-</b> | <b>Janney</b>   | <b>Flaherty/Kidd</b>     |
| 5/12/94        | Toronto            | WSF        | Maple Leaf Gardens       | 2-3 L OT      | 8:53     | Gartner         | Irbe/Potvin              |
| 4/28/94        | Detroit            | WQF        | Joe Louis Arena          | 1-7 L         | -        | Chiasson        | IRBE-Waite/Osgood        |

All-Time Game Six Record: 6-18 Home: 3-8 Road: 3-10

### GAME SEVEN

| DATE           | OPPONENT         | ROUND      | LOCATION               | SCORE               | OT           | GWG             | GOALTENDERS (SJ/OPP)            |
|----------------|------------------|------------|------------------------|---------------------|--------------|-----------------|---------------------------------|
| <b>5/12/16</b> | <b>Nashville</b> | <b>SR</b>  | <b>SAP Center</b>      | <b>5-0 W</b>        | <b>-</b>     | <b>Pavelski</b> | <b>Jones/RINNE-Hutton</b>       |
| 4/30/14        | Los Angeles      | FR         | SAP Center             | 1-5 L               | -            | Kopitar         | Niemi/Quick                     |
| 5/28/13        | Los Angeles      | WSF        | Staples Center         | 1-2 L               | -            | Williams        | Niemi/Quick                     |
| <b>5/12/11</b> | <b>Detroit</b>   | <b>WSF</b> | <b>HP Pavilion</b>     | <b>3-2 W</b>        | <b>-</b>     | <b>Marleau</b>  | <b>Niemi/Howard</b>             |
| <b>4/22/08</b> | <b>Calgary</b>   | <b>WQF</b> | <b>HP Pavilion</b>     | <b>5-3 W</b>        | <b>-</b>     | <b>Pavelski</b> | <b>Nabokov/KIPRUSOFF-Joseph</b> |
| 5/15/02        | Colorado         | WSF        | Pepsi Center           | 0-1 L               | -            | Forsberg        | Nabokov/Roy                     |
| <b>4/25/00</b> | <b>St. Louis</b> | <b>WQF</b> | <b>Kiel Center</b>     | <b>3-1 W</b>        | <b>-</b>     | <b>Nolan</b>    | <b>Shields/Turek</b>            |
| <b>5/19/95</b> | <b>Calgary</b>   | <b>WQF</b> | <b>Saddledome</b>      | <b>5-4 W (2 OT)</b> | <b>21:54</b> | <b>Whitney</b>  | <b>Flaherty/Kidd</b>            |
| 5/14/94        | Toronto          | WSF        | Maple Leaf Gardens     | 2-4 L               | -            | Osborne         | Irbe/Potvin                     |
| <b>4/30/94</b> | <b>Detroit</b>   | <b>WQF</b> | <b>Joe Louis Arena</b> | <b>3-2 W</b>        | <b>-</b>     | <b>Baker</b>    | <b>Irbe/Osgood</b>              |

All-Time Game Seven Record: 6-4 Home: 3-1 Road: 3-3

SCF = Stanley Cup Final

WCF = Western Conference Final

WQF/FR = Western Conference Quarterfinals/First Round

WSF/SR = Western Conference Semifinals/Second Round

## 2017 SHARKS PLAYOFF SUMMARY

# WESTERN CONFERENCE FIRST ROUND

## SAN JOSE SHARKS VS. EDMONTON OILERS

### SHARKS SUMMARY: WON-2 LOST-4

| DATE      | SCORE               | ATT.   | GOALTENDERS            | GW GOAL          |
|-----------|---------------------|--------|------------------------|------------------|
| APRIL 12* | SHARKS 3; @OILERS 2 | 18,347 | JONES/TALBOT           | MELKER KARLSSON  |
| APRIL 14  | SHARKS 0; OILERS 2  | 18,347 | JONES/TALBOT           | ZACK KASSIAN     |
| APRIL 16  | @SHARKS 0; OILERS 1 | 17,562 | JONES/TALBOT           | ZACK KASSIAN     |
| APRIL 18  | @SHARKS 7; OILERS 0 | 17,562 | JONES/TALBOT, BROSSOIT | JOE PAVELSKI     |
| APRIL 20* | SHARKS 3; OILERS 4  | 18,347 | JONES/TALBOT           | DAVID DESHARNAIS |
| APRIL 22  | @SHARKS 1; OILERS 3 | 17,562 | JONES/TALBOT           | ANTON SLEPYSHEV  |

\* - Overtime \*\* - Shootout

| GOALS BY PERIOD | 1ST | 2ND | 3RD | OT | TOTAL | SHOTS BY PERIOD | 1ST | 2ND | 3RD | OT | TOTAL |
|-----------------|-----|-----|-----|----|-------|-----------------|-----|-----|-----|----|-------|
| SHARKS          | 4   | 6   | 3   | 1  | 14    | SHARKS          | 65  | 52  | 48  | 8  | 173   |
| OILERS          | 3   | 4   | 4   | 1  | 12    | OILERS          | 59  | 52  | 42  | 16 | 169   |

## INDIVIDUAL SCORING

| PLAYER              | GP | G | A | PTS | +/- | PIM | PP | SH | GW | OT | EN | S  | PCTG |
|---------------------|----|---|---|-----|-----|-----|----|----|----|----|----|----|------|
| PATRICK MARLEAU     | 6  | 3 | 1 | 4   | -1  | 0   | 1  | 0  | 0  | 0  | 0  | 12 | 25.0 |
| JOE PAVELSKI        | 6  | 2 | 2 | 4   | -1  | 0   | 1  | 0  | 1  | 0  | 0  | 16 | 12.5 |
| JOEL WARD           | 6  | 1 | 3 | 4   | 0   | 4   | 1  | 0  | 0  | 0  | 0  | 9  | 11.1 |
| LOGAN COUTURE       | 6  | 2 | 1 | 3   | -1  | 0   | 1  | 0  | 0  | 0  | 0  | 10 | 20.0 |
| DAVID SCHLEMKO      | 6  | 2 | 1 | 3   | 2   | 2   | 1  | 0  | 0  | 0  | 0  | 9  | 22.2 |
| BRENT BURNS         | 6  | 0 | 3 | 3   | -1  | 6   | 0  | 0  | 0  | 0  | 0  | 28 | 0.0  |
| MARC-EDOUARD VLASIC | 6  | 0 | 3 | 3   | -1  | 2   | 0  | 0  | 0  | 0  | 0  | 9  | 0.0  |
| MARCUS SORENSEN     | 6  | 1 | 1 | 2   | 1   | 0   | 0  | 0  | 0  | 0  | 0  | 5  | 20.0 |
| MIKKEL BOEDKER      | 4  | 1 | 1 | 2   | 0   | 2   | 0  | 0  | 0  | 0  | 0  | 5  | 20.0 |
| TOMAS HERTL         | 6  | 0 | 2 | 2   | 0   | 2   | 0  | 0  | 0  | 0  | 0  | 15 | 0.0  |
| JOONAS DONSKOI      | 5  | 0 | 2 | 2   | -3  | 0   | 0  | 0  | 0  | 0  | 0  | 5  | 0.0  |
| JOE THORNTON        | 4  | 0 | 2 | 2   | -1  | 0   | 0  | 0  | 0  | 0  | 0  | 4  | 0.0  |
| MELKER KARLSSON     | 6  | 1 | 0 | 1   | 0   | 6   | 0  | 0  | 1  | 1  | 0  | 7  | 14.3 |
| PAUL MARTIN         | 6  | 1 | 0 | 1   | -1  | 4   | 0  | 0  | 0  | 0  | 0  | 5  | 20.0 |
| JUSTIN BRAUN        | 6  | 0 | 1 | 1   | -1  | 0   | 0  | 0  | 0  | 0  | 0  | 6  | 0.0  |
| BRENDEN DILLON      | 6  | 0 | 1 | 1   | 1   | 4   | 0  | 0  | 0  | 0  | 0  | 3  | 0.0  |
| JANNIK HANSEN       | 6  | 0 | 1 | 1   | 0   | 0   | 0  | 0  | 0  | 0  | 0  | 10 | 0.0  |
| CHRIS TIERNEY       | 6  | 0 | 1 | 1   | 0   | 0   | 0  | 0  | 0  | 0  | 0  | 4  | 0.0  |
| TIMO MEIER          | 5  | 0 | 0 | 0   | 0   | 2   | 0  | 0  | 0  | 0  | 0  | 11 | 0.0  |

POWER PLAY: 5-26 (19.2%) PENALTY KILLING: 14-16 (87.5%)

| GOALTENDING SHARKS | GP | MIN | W-L-T | SO | GA | SA  | SV  | GAA  | SV%  |
|--------------------|----|-----|-------|----|----|-----|-----|------|------|
| MARTIN JONES       | 6  | 377 | 2-4-0 | 1  | 11 | 168 | 157 | 1.75 | .935 |



## 2016 SHARKS PLAYOFF SUMMARY

# WESTERN CONFERENCE FIRST ROUND

## SAN JOSE SHARKS VS. LOS ANGELES KINGS

### SHARKS SUMMARY: WON-4 LOST-1

PLAYOFFS

| DATE     | SCORE                 | ATT.   | GOALTENDERS | GW GOAL         |
|----------|-----------------------|--------|-------------|-----------------|
| APRIL 14 | SHARKS 4; @KINGS 3    | 18,230 | JONES/QUICK | JOE PAVELSKI    |
| APRIL 16 | SHARKS 2; @KINGS 1    | 18,514 | JONES/QUICK | LOGAN COUTURE   |
| APRIL 18 | @SHARKS 1; KINGS 2 OT | 17,562 | JONES/QUICK | TANNER PEARSON  |
| APRIL 20 | @SHARKS 3; KINGS 2    | 17,562 | JONES/QUICK | PATRICK MARLEAU |
| APRIL 22 | SHARKS 6; @KINGS 3    | 18,543 | JONES/QUICK | JOONAS DONSKOI  |

| GOALS BY PERIOD | 1ST | 2ND | 3RD | OT | TOTAL | SHOTS BY PERIOD | 1ST | 2ND | 3RD | OT | TOTAL |
|-----------------|-----|-----|-----|----|-------|-----------------|-----|-----|-----|----|-------|
| SHARKS          | 5   | 6   | 5   | 0  | 16    | SHARKS          | 46  | 55  | 29  | 3  | 133   |
| KINGS           | 2   | 5   | 3   | 1  | 11    | KINGS           | 35  | 46  | 42  | 2  | 125   |

## INDIVIDUAL SCORING

| PLAYER              | GP | G | A | PTS | +/- | PIM | PP | SH | GW | OT | EN | S  | PCTG |
|---------------------|----|---|---|-----|-----|-----|----|----|----|----|----|----|------|
| BRENT BURNS         | 5  | 2 | 6 | 8   | 1   | 0   | 1  | 0  | 0  | 0  | 0  | 19 | 10.5 |
| JOE PAVELSKI        | 5  | 5 | 1 | 6   | 2   | 0   | 2  | 0  | 1  | 0  | 0  | 14 | 35.7 |
| LOGAN COUTURE       | 5  | 1 | 5 | 6   | -2  | 0   | 1  | 0  | 1  | 0  | 0  | 8  | 12.5 |
| PATRICK MARLEAU     | 5  | 1 | 3 | 4   | 0   | 0   | 1  | 0  | 1  | 0  | 0  | 8  | 12.5 |
| JOEL WARD           | 5  | 0 | 4 | 4   | 0   | 6   | 0  | 0  | 0  | 0  | 0  | 6  | 0.0  |
| JOONAS DONSKOI      | 5  | 2 | 1 | 3   | -2  | 0   | 0  | 0  | 1  | 0  | 0  | 6  | 33.3 |
| JOE THORNTON        | 5  | 1 | 2 | 3   | 2   | 0   | 0  | 0  | 0  | 0  | 0  | 7  | 14.3 |
| TOMAS HERTL         | 5  | 1 | 1 | 2   | 4   | 2   | 0  | 0  | 0  | 0  | 0  | 8  | 12.5 |
| MELKER KARLSSON     | 5  | 1 | 0 | 1   | 1   | 2   | 0  | 0  | 0  | 0  | 1  | 5  | 20.0 |
| MATT NIETO          | 5  | 1 | 0 | 1   | 0   | 4   | 0  | 0  | 0  | 0  | 0  | 7  | 14.3 |
| CHRIS TIERNEY       | 5  | 1 | 0 | 1   | 2   | 4   | 0  | 0  | 0  | 0  | 0  | 4  | 25.0 |
| JUSTIN BRAUN        | 5  | 0 | 1 | 1   | 1   | 0   | 0  | 0  | 0  | 0  | 0  | 2  | 0.0  |
| PAUL MARTIN         | 5  | 0 | 1 | 1   | 4   | 0   | 0  | 0  | 0  | 0  | 0  | 5  | 0.0  |
| MARC-EDOUARD VLASIC | 5  | 0 | 1 | 1   | 2   | 2   | 0  | 0  | 0  | 0  | 0  | 9  | 0.0  |
| BRENDEN DILLON      | 5  | 0 | 0 | 0   | -1  | 0   | 0  | 0  | 0  | 0  | 0  | 4  | 0.0  |
| ROMAN POLAK         | 5  | 0 | 0 | 0   | 0   | 2   | 0  | 0  | 0  | 0  | 0  | 6  | 0.0  |
| NICK SPALING        | 5  | 0 | 0 | 0   | 0   | 6   | 0  | 0  | 0  | 0  | 0  | 4  | 0.0  |
| TOMMY WINGELS       | 5  | 0 | 0 | 0   | 1   | 2   | 0  | 0  | 0  | 0  | 0  | 11 | 0.0  |

POWER PLAY: 5-21 (23.8%)PENALTY KILLING: 11-14 (78.6%)

| GOALTENDING SHARKS | GP | MIN | W-L-T | SO | GA | SA  | SV  | GAA  | SV%  |
|--------------------|----|-----|-------|----|----|-----|-----|------|------|
| MARTIN JONES       | 5  | 303 | 4-1-0 | 0  | 11 | 125 | 114 | 2.18 | .912 |

## 2016 SHARKS PLAYOFF SUMMARY

# WESTERN CONFERENCE SECOND ROUND

## SAN JOSE SHARKS VS. NASHVILLE PREDATORS

### SUMMARY FOR SHARKS - WON: 4 LOST: 3

| DATE     | SCORE                     | ATT.   | GOALTENDERS         | GW GOAL          |
|----------|---------------------------|--------|---------------------|------------------|
| APRIL 29 | @SHARKS 5; PREDATORS 2    | 17,026 | JONES/RINNE, HUTTON | LOGAN COUTURE    |
| MAY 1    | @SHARKS 3; PREDATORS 2    | 17,562 | JONES/RINNE         | JOE THORNTON     |
| MAY 3    | SHARKS 1; @PREDATORS 4    | 17,163 | JONES/RINNE         | SHEA WEBER       |
| MAY 5    | SHARKS 3; @PREDATORS 4 OT | 17,188 | JONES/RINNE         | MIKE FISHER      |
| MAY 7    | @SHARKS 5; PREDATORS 1    | 17,562 | JONES/RINNE, HUTTON | JOE PAVELSKI     |
| MAY 9    | SHARKS 3; @PREDATORS 4 OT | 17,292 | JONES/RINNE         | VIKTOR ARVIDSSON |
| MAY 12   | @SHARKS 5; PREDATORS 0    | 17,562 | JONES/RINNE, HUTTON | JOE PAVELSKI     |

| GOALS BY PERIOD | 1ST | 2ND | 3RD | OT | TOTAL | SHOTS BY PERIOD | 1ST | 2ND | 3RD | OT | TOTAL |
|-----------------|-----|-----|-----|----|-------|-----------------|-----|-----|-----|----|-------|
| SHARKS          | 8   | 5   | 12  | 0  | 25    | SHARKS          | 70  | 62  | 53  | 26 | 211   |
| PREDATORS       | 4   | 4   | 7   | 2  | 17    | PREDATORS       | 58  | 64  | 75  | 20 | 217   |

## INDIVIDUAL SCORING

| PLAYER              | GP | G | A | PTS | +/- | PIM | PP | SH | GW | OT | EN | S  | PCTG |
|---------------------|----|---|---|-----|-----|-----|----|----|----|----|----|----|------|
| LOGAN COUTURE       | 7  | 6 | 5 | 11  | 4   | 0   | 3  | 0  | 1  | 0  | 1  | 24 | 25.0 |
| JOE THORNTON        | 7  | 2 | 6 | 8   | 0   | 6   | 1  | 0  | 1  | 0  | 1  | 11 | 18.2 |
| JOE PAVELSKI        | 7  | 4 | 3 | 7   | -1  | 2   | 2  | 0  | 2  | 0  | 0  | 25 | 16.0 |
| BRENT BURNS         | 7  | 2 | 5 | 7   | 2   | 6   | 1  | 0  | 0  | 0  | 0  | 24 | 8.3  |
| MARC-EDOUARD VLASIC | 7  | 0 | 7 | 7   | 5   | 4   | 0  | 0  | 0  | 0  | 0  | 16 | 0.0  |
| PATRICK MARLEAU     | 7  | 3 | 2 | 5   | -1  | 0   | 0  | 0  | 0  | 0  | 0  | 14 | 21.4 |
| JOONAS DONSKOI      | 7  | 1 | 3 | 4   | 4   | 4   | 0  | 0  | 0  | 0  | 0  | 11 | 9.1  |
| CHRIS TIERNEY       | 7  | 2 | 1 | 3   | 1   | 0   | 0  | 0  | 0  | 0  | 0  | 4  | 50.0 |
| JOEL WARD           | 7  | 2 | 1 | 3   | 3   | 6   | 0  | 0  | 0  | 0  | 0  | 10 | 20.0 |
| TOMAS HERTL         | 7  | 1 | 2 | 3   | 1   | 0   | 1  | 0  | 0  | 0  | 0  | 20 | 5.0  |
| MELKER KARLSSON     | 7  | 1 | 1 | 2   | -2  | 4   | 0  | 0  | 0  | 0  | 0  | 8  | 12.5 |
| JUSTIN BRAUN        | 7  | 0 | 2 | 2   | 0   | 4   | 0  | 0  | 0  | 0  | 0  | 11 | 0.0  |
| PAUL MARTIN         | 7  | 0 | 2 | 2   | 2   | 0   | 0  | 0  | 0  | 0  | 0  | 3  | 0.0  |
| MATT NIETO          | 6  | 0 | 2 | 2   | 1   | 4   | 0  | 0  | 0  | 0  | 0  | 5  | 0.0  |
| TOMMY WINGELS       | 5  | 1 | 0 | 1   | 1   | 2   | 0  | 0  | 0  | 0  | 1  | 6  | 16.7 |
| NICK SPALING        | 7  | 0 | 1 | 1   | 0   | 0   | 0  | 0  | 0  | 0  | 0  | 4  | 0.0  |
| BRENDEN DILLON      | 7  | 0 | 0 | 0   | -2  | 6   | 0  | 0  | 0  | 0  | 0  | 9  | 0.0  |
| ROMAN POLAK         | 7  | 0 | 0 | 0   | -1  | 4   | 0  | 0  | 0  | 0  | 0  | 5  | 0.0  |
| DAINIUS ZUBRUS      | 3  | 0 | 0 | 0   | 0   | 0   | 0  | 0  | 0  | 0  | 0  | 1  | 0.0  |

POWER PLAY: 8-21 (38.1%)PENALTY KILLING: 17-20 (85.0%)

| GOALTENDING SHARKS | GP | MIN | W-L-T | SO | GA | SA  | SV  | GAA  | SV%  |
|--------------------|----|-----|-------|----|----|-----|-----|------|------|
| MARTINJONES        | 7  | 473 | 4-3-0 | 1  | 17 | 217 | 200 | 2.16 | .922 |



## 2016 SHARKS PLAYOFF SUMMARY

# WESTERN CONFERENCE FINAL

## SAN JOSE SHARKS VS. ST. LOUIS BLUES

### SUMMARY FOR SHARKS - WON: 4 LOST: 2

PLAYOFFS

| DATE   | SCORE               | ATT.   | GOALTENDERS          | GW GOAL       |
|--------|---------------------|--------|----------------------|---------------|
| MAY 15 | SHARKS 1; @ BLUES 2 | 19,483 | JONES/ELLIOTT        | JORI LEHTERA  |
| MAY 17 | SHARKS 4; @BLUES 0  | 19,596 | JONES/ELLIOTT        | TOMMY WINGELS |
| MAY 19 | @SHARKS 3; BLUES 0  | 17,562 | JONES/ELLIOTT, ALLEN | TOMAS HERTL   |
| MAY 21 | @SHARKS 3; BLUES 6  | 17,562 | REIMER, JONES/ALLEN  | KYLE BRODZIAK |
| MAY 23 | SHARKS 6; @BLUES 3  | 19,372 | JONES/ALLEN          | JOE PAVELSKI  |
| MAY 25 | @SHARKS 5; BLUES 2  | 17,562 | JONES/ELLIOTT, ALLEN | JOEL WARD     |

| GOALS BY PERIOD | 1ST | 2ND | 3RD | OT | TOTAL | SHOTS BY PERIOD | 1ST | 2ND | 3RD | OT | TOTAL |
|-----------------|-----|-----|-----|----|-------|-----------------|-----|-----|-----|----|-------|
| SHARKS          | 5   | 5   | 12  | 0  | 22    | SHARKS          | 54  | 57  | 49  | 0  | 160   |
| BLUES           | 5   | 4   | 4   | 0  | 13    | BLUES           | 56  | 42  | 47  | 0  | 145   |

## INDIVIDUAL SCORING

| PLAYER              | GP | G | A | PTS | +/- | PIM | PP | SH | GW | OT | EN | S  | PCTG |
|---------------------|----|---|---|-----|-----|-----|----|----|----|----|----|----|------|
| JOE PAVELSKI        | 6  | 4 | 5 | 9   | 4   | 0   | 1  | 0  | 1  | 0  | 0  | 22 | 18.2 |
| LOGAN COUTURE       | 6  | 1 | 6 | 7   | 3   | 8   | 0  | 0  | 0  | 0  | 1  | 16 | 6.2  |
| JOE THORNTON        | 6  | 0 | 7 | 7   | 4   | 2   | 0  | 0  | 0  | 0  | 0  | 7  | 0.0  |
| TOMAS HERTL         | 6  | 3 | 2 | 5   | 4   | 2   | 0  | 0  | 1  | 0  | 0  | 17 | 17.6 |
| BRENT BURNS         | 6  | 2 | 3 | 5   | 5   | 2   | 2  | 0  | 0  | 0  | 0  | 17 | 11.8 |
| JOEL WARD           | 6  | 4 | 0 | 4   | 0   | 2   | 1  | 0  | 1  | 0  | 1  | 9  | 44.4 |
| CHRIS TIERNEY       | 6  | 2 | 1 | 3   | 2   | 2   | 0  | 0  | 0  | 0  | 1  | 4  | 50.0 |
| MARC-EDOUARD VLASIC | 6  | 1 | 2 | 3   | 6   | 2   | 0  | 0  | 0  | 0  | 0  | 11 | 9.1  |
| PATRICK MARLEAU     | 6  | 0 | 3 | 3   | 3   | 6   | 0  | 0  | 0  | 0  | 0  | 7  | 0.0  |
| JOONAS DONSKOI      | 6  | 2 | 0 | 2   | 0   | 0   | 0  | 0  | 0  | 0  | 0  | 8  | 25.0 |
| DAINIUS ZUBRUS      | 6  | 1 | 1 | 2   | 2   | 0   | 0  | 0  | 0  | 0  | 1  | 6  | 16.7 |
| PAUL MARTIN         | 6  | 0 | 2 | 2   | 4   | 2   | 0  | 0  | 0  | 0  | 0  | 8  | 0.0  |
| MELKER KARLSSON     | 6  | 1 | 0 | 1   | 2   | 0   | 0  | 0  | 0  | 0  | 0  | 6  | 16.7 |
| TOMMY WINGELS       | 6  | 1 | 0 | 1   | 2   | 17  | 0  | 0  | 1  | 0  | 0  | 5  | 20.0 |
| JUSTIN BRAUN        | 6  | 0 | 1 | 1   | 6   | 2   | 0  | 0  | 0  | 0  | 0  | 9  | 0.0  |
| BRENDEN DILLON      | 6  | 0 | 0 | 0   | -1  | 5   | 0  | 0  | 0  | 0  | 0  | 2  | 0.0  |
| ROMAN POLAK         | 6  | 0 | 0 | 0   | -1  | 9   | 0  | 0  | 0  | 0  | 0  | 3  | 0.0  |
| NICK SPALING        | 6  | 0 | 0 | 0   | 0   | 0   | 0  | 0  | 0  | 0  | 0  | 3  | 0.0  |

Power Play: 4-21 (19.0%)Penalty Killing: 13-17 (76.5%)

| GOALTENDING SHARKS | GP | MIN | W-L-T | SO | GA | SA  | SV  | GAA  | SV%  |
|--------------------|----|-----|-------|----|----|-----|-----|------|------|
| MARTIN JONES       | 6  | 327 | 4-2-0 | 2  | 11 | 137 | 126 | 2.02 | .920 |
| JAMES REIMER       | 1  | 29  | 0-0-0 | 0  | 1  | 7   | 6   | 2.06 | .857 |



## 2016 SHARKS PLAYOFF SUMMARY

STANLEY CUP FINAL  
 SAN JOSE SHARKS VS. PITTSBURGH PENGUINS  
 SHARKS SUMMARY: WON-2 LOST-4

| DATE    | SCORE                    | ATT.   | GOALTENDERS  | GW GOAL         |
|---------|--------------------------|--------|--------------|-----------------|
| MAY 30  | SHARKS 2; @PENGUINS 3    | 18,596 | JONES/MURRAY | NICK BONINO     |
| JUNE 1  | SHARKS 1; @PENGUINS 2 OT | 18,655 | JONES/MURRAY | CONOR SHEARY    |
| JUNE 4  | @SHARKS 3; PENGUINS 2 OT | 17,562 | JONES/MURRAY | JOONAS DONSKOI  |
| JUNE 6  | @SHARKS 1; PENGUINS 3    | 17,562 | JONES/MURRAY | EVGENI MALKIN   |
| JUNE 9  | SHARKS 4; @PENGUINS 2    | 18,680 | JONES/MURRAY | MELKER KARLSSON |
| JUNE 12 | @SHARKS 1; PENGUINS 3    | 17,562 | JONES/MURRAY | KRIS LETANG     |

| GOALS BY PERIOD | 1ST | 2ND | 3RD | OT | TOTAL | SHOTS BY PERIOD | 1ST | 2ND | 3RD | OT | TOTAL |
|-----------------|-----|-----|-----|----|-------|-----------------|-----|-----|-----|----|-------|
| SHARKS          | 4   | 3   | 4   | 1  | 12    | SHARKS          | 35  | 52  | 46  | 6  | 139   |
| PENGUINS        | 7   | 4   | 3   | 1  | 15    | PENGUINS        | 70  | 61  | 65  | 10 | 206   |

## INDIVIDUAL SCORING

| PLAYER              | GP | G | A | PTS | +/- | PIM | PP | SH | GW | OT | EN | S  | PCTG |
|---------------------|----|---|---|-----|-----|-----|----|----|----|----|----|----|------|
| LOGAN COUTURE       | 6  | 2 | 4 | 6   | 0   | 0   | 0  | 0  | 0  | 0  | 0  | 17 | 11.8 |
| MELKER KARLSSON     | 6  | 2 | 2 | 4   | 2   | 4   | 0  | 0  | 1  | 0  | 0  | 6  | 33.3 |
| BRENT BURNS         | 6  | 1 | 3 | 4   | 3   | 4   | 0  | 0  | 0  | 0  | 0  | 17 | 5.9  |
| JUSTIN BRAUN        | 6  | 2 | 1 | 3   | 0   | 0   | 0  | 0  | 0  | 0  | 0  | 6  | 33.3 |
| JOONAS DONSKOI      | 6  | 1 | 2 | 3   | -2  | 0   | 0  | 0  | 1  | 1  | 0  | 10 | 10.0 |
| JOE THORNTON        | 6  | 0 | 3 | 3   | -4  | 2   | 0  | 0  | 0  | 0  | 0  | 9  | 0.0  |
| JOEL WARD           | 6  | 1 | 1 | 2   | -1  | 2   | 0  | 0  | 0  | 0  | 0  | 10 | 10.0 |
| BRENDEN DILLON      | 6  | 0 | 2 | 2   | -1  | 0   | 0  | 0  | 0  | 0  | 0  | 4  | 0.0  |
| CHRIS TIERNEY       | 6  | 0 | 2 | 2   | 3   | 0   | 0  | 0  | 0  | 0  | 0  | 3  | 0.0  |
| PATRICK MARLEAU     | 6  | 1 | 0 | 1   | 2   | 2   | 0  | 0  | 0  | 0  | 0  | 12 | 8.3  |
| JOE PAVELSKI        | 6  | 1 | 0 | 1   | -4  | 2   | 0  | 0  | 0  | 0  | 1  | 13 | 7.7  |
| TOMAS HERTL         | 2  | 1 | 0 | 1   | -1  | 0   | 1  | 0  | 0  | 0  | 0  | 5  | 20.0 |
| MARC-EDOUARD VLASIC | 6  | 0 | 1 | 1   | 1   | 4   | 0  | 0  | 0  | 0  | 0  | 4  | 0.0  |
| PAUL MARTIN         | 6  | 0 | 0 | 0   | -2  | 4   | 0  | 0  | 0  | 0  | 0  | 1  | 0.0  |
| ROMAN POLAK         | 6  | 0 | 0 | 0   | -3  | 0   | 0  | 0  | 0  | 0  | 0  | 10 | 0.0  |
| NICK SPALING        | 6  | 0 | 0 | 0   | 1   | 0   | 0  | 0  | 0  | 0  | 0  | 4  | 0.0  |
| TOMMY WINGELS       | 6  | 0 | 0 | 0   | 0   | 0   | 0  | 0  | 0  | 0  | 0  | 1  | 0.0  |
| MATT NIETO          | 5  | 0 | 0 | 0   | 1   | 0   | 0  | 0  | 0  | 0  | 0  | 3  | 0.0  |
| DAINIUS ZUBRUS      | 5  | 0 | 0 | 0   | -1  | 6   | 0  | 0  | 0  | 0  | 0  | 4  | 0.0  |

POWER PLAY: 1-12 (8.3%)PENALTY KILLING: 10-13 (76.9%)

| GOALTENDING SHARKS | GP | MIN | W-L-T | SO | GA | SA  | SV  | GAA  | SV%  |
|--------------------|----|-----|-------|----|----|-----|-----|------|------|
| MARTIN JONES       | 6  | 370 | 2-4-0 | 0  | 14 | 205 | 191 | 2.27 | .932 |



## 2014 SHARKS PLAYOFF SUMMARY

WESTERN CONFERENCE FIRST ROUND  
LOS ANGELES KINGS (#3) VS. SAN JOSE SHARKS (#2)  
SHARKS SUMMARY: WON-3 LOST-4

PLAYOFFS

| DATE     | SCORE                  | ATT.   | GOALTENDERS          | GW GOAL         |
|----------|------------------------|--------|----------------------|-----------------|
| APRIL 17 | @ SHARKS 6; KINGS 3    | 17,562 | NIEMI/QUICK, JONES   | RAFFI TORRES    |
| APRIL 20 | @ SHARKS 7; KINGS 2    | 17,562 | NIEMI/QUICK, JONES   | JUSTIN BRAUN    |
| APRIL 22 | SHARKS 4; @ KINGS 3 OT | 18,390 | NIEMI/QUICK          | PATRICK MARLEAU |
| APRIL 24 | SHARKS 3; @KINGS 6     | 18,376 | NIEMI, STALOCK/QUICK | TYLER TOFFOLI   |
| APRIL 26 | @ SHARKS 0; KINGS 3    | 17,562 | NIEMI, STALOCK/QUICK | TYLER TOFFOLI   |
| APRIL 28 | SHARKS 1; @ KINGS 4    | 18,384 | STALOCK/QUICK        | JUSTIN WILLIAMS |
| APRIL 30 | @ SHARKS 1; KINGS 5    | 17,562 | NIEMI/QUICK          | ANZE KOPITAR    |

| GOALS BY PERIOD | 1ST | 2ND | 3RD | OT | TOTAL | SHOTS BY PERIOD | 1ST | 2ND | 3RD | OT | TOTAL |
|-----------------|-----|-----|-----|----|-------|-----------------|-----|-----|-----|----|-------|
| SHARKS          | 5   | 9   | 7   | 1  | 22    | SHARKS          | 84  | 80  | 83  | 1  | 248   |
| KINGS           | 6   | 8   | 12  | 0  | 26    | KINGS           | 77  | 70  | 71  | 5  | 223   |

## INDIVIDUAL SCORING

| PLAYER              | GP | G | A | PTS | +/- | PIM | PP | SH | GW | OT | EN | S  | PCTG |
|---------------------|----|---|---|-----|-----|-----|----|----|----|----|----|----|------|
| PATRICK MARLEAU     | 7  | 3 | 4 | 7   | 0   | 2   | 0  | 0  | 1  | 1  | 0  | 25 | 12   |
| JOE PAVELSKI        | 7  | 2 | 4 | 6   | -3  | 2   | 1  | 0  | 0  | 0  | 0  | 27 | 7.4  |
| JAMES SHEPPARD      | 7  | 2 | 4 | 6   | 3   | 6   | 0  | 0  | 0  | 0  | 0  | 10 | 20   |
| MATTHEW NIETO       | 7  | 2 | 3 | 5   | 3   | 0   | 0  | 0  | 0  | 0  | 0  | 14 | 14.3 |
| TOMAS HERTL         | 7  | 2 | 3 | 5   | -3  | 2   | 0  | 0  | 0  | 0  | 0  | 19 | 10.5 |
| DAN BOYLE           | 7  | 0 | 4 | 4   | -1  | 8   | 0  | 0  | 0  | 0  | 0  | 17 | 0    |
| JOE THORNTON        | 7  | 2 | 1 | 3   | -6  | 8   | 1  | 0  | 0  | 0  | 0  | 16 | 12.5 |
| RAFFI TORRES        | 7  | 2 | 1 | 3   | 3   | 18  | 0  | 0  | 1  | 0  | 0  | 6  | 33.3 |
| BRENT BURNS         | 7  | 2 | 1 | 3   | -5  | 23  | 1  | 0  | 0  | 0  | 0  | 33 | 6.1  |
| MARC-EDOUARD VLASIC | 5  | 1 | 2 | 3   | 0   | 0   | 1  | 0  | 0  | 0  | 0  | 10 | 10   |
| LOGAN COUTURE       | 7  | 1 | 2 | 3   | 0   | 7   | 0  | 0  | 0  | 0  | 0  | 18 | 5.6  |
| TOMMY WINGELS       | 7  | 0 | 3 | 3   | -2  | 4   | 0  | 0  | 0  | 0  | 0  | 13 | 0    |
| MIKE BROWN          | 6  | 1 | 1 | 2   | 1   | 26  | 0  | 0  | 0  | 0  | 0  | 4  | 25   |
| JUSTIN BRAUN        | 7  | 1 | 1 | 2   | 1   | 7   | 0  | 0  | 1  | 0  | 0  | 7  | 14.3 |
| SCOTT HANNAN        | 7  | 0 | 2 | 2   | 1   | 0   | 0  | 0  | 0  | 0  | 0  | 7  | 0    |
| ANDREW DESJARDINS   | 7  | 0 | 2 | 2   | 0   | 31  | 0  | 0  | 0  | 0  | 0  | 3  | 0    |
| MATT IRWIN          | 2  | 1 | 0 | 1   | -1  | 0   | 0  | 0  | 0  | 0  | 0  | 4  | 25   |
| JASON DEMERS        | 7  | 0 | 1 | 1   | -4  | 12  | 0  | 0  | 0  | 0  | 0  | 10 | 0    |
| MARTY HAVLAT        | 1  | 0 | 0 | 0   | -1  | 0   | 0  | 0  | 0  | 0  | 0  | 1  | 0    |
| ALEX STALOCK        | 3  | 0 | 0 | 0   | 0   | 0   | 0  | 0  | 0  | 0  | 0  | 0  | 0    |
| ANTTI NIEMI         | 6  | 0 | 0 | 0   | 0   | 0   | 0  | 0  | 0  | 0  | 0  | 0  | 0    |
| BRAD STUART         | 7  | 0 | 0 | 0   | 1   | 0   | 0  | 0  | 0  | 0  | 0  | 4  | 0    |

POWER PLAY: 4-32 (12.5%)PENALTY KILLING: 18-24 (75.0%)

| GOALTENDING SHARKS | GP | MIN | GA | AVG  | EN | SO | W | L | SHOTS | SAVE% |
|--------------------|----|-----|----|------|----|----|---|---|-------|-------|
| ANTTI NIEMI        | 6  | 305 | 19 | 3.74 | 2  | 0  | 3 | 3 | 164   | 0.884 |
| ALEX STALOCK       | 3  | 117 | 4  | 2.05 | 1  | 0  | 0 | 1 | 56    | 0.929 |



## 2013 SHARKS PLAYOFF SUMMARY

**WESTERN CONFERENCE QUARTERFINALS**  
**VANCOUVER CANUCKS (#3) VS. SAN JOSE SHARKS (#6)**  
**SHARKS SUMMARY: WON-4 LOST-0**

| DATE  | SCORE                    | ATT.   | GOALTENDERS                | GW GOAL         |
|-------|--------------------------|--------|----------------------------|-----------------|
| MAY 1 | SHARKS 3; @ CANUCKS 1    | 18,910 | NIEMI/LUONGO               | DAN BOYLE       |
| MAY 3 | SHARKS 3; @ CANUCKS 2 OT | 19,500 | NIEMI/LUONGO               | RAFFI TORRES    |
| MAY 5 | @ SHARKS 5; CANUCKS 2    | 17,562 | NIEMI/SCHNEIDER,<br>LUONGO | LOGAN COUTURE   |
| MAY 7 | @ SHARKS 4; CANUCKS 3 OT | 17,562 | NIEMI/SCHNEIDER            | PATRICK MARLEAU |

| GOALS BY PERIOD | 1ST | 2ND | 3RD | OT | TOTAL | SHOTS BY PERIOD | 1ST | 2ND | 3RD | OT | TOTAL |
|-----------------|-----|-----|-----|----|-------|-----------------|-----|-----|-----|----|-------|
| SHARKS          | 4   | 2   | 7   | 2  | 15    | SHARKS          | 49  | 36  | 41  | 20 | 146   |
| CANUCKS         | 1   | 2   | 5   | 0  | 8     | CANUCKS         | 40  | 39  | 38  | 9  | 126   |

## INDIVIDUAL SCORING

| SHARKS              | GP | G | A | TP | +/- | PM | PP | SH | GW | GT | EN | S  | PCTG |
|---------------------|----|---|---|----|-----|----|----|----|----|----|----|----|------|
| JOE PAVELSKI        | 4  | 4 | 4 | 8  | 1   | 0  | 3  | 0  | 0  | 0  | 0  | 21 | 19   |
| LOGAN COUTURE       | 4  | 3 | 5 | 8  | -1  | 0  | 3  | 0  | 1  | 0  | 0  | 11 | 27.3 |
| JOE THORNTON        | 4  | 1 | 5 | 6  | 3   | 0  | 0  | 0  | 0  | 0  | 0  | 14 | 7.1  |
| PATRICK MARLEAU     | 4  | 4 | 1 | 5  | 2   | 2  | 1  | 0  | 1  | 0  | 0  | 20 | 20   |
| DAN BOYLE           | 4  | 1 | 3 | 4  | 1   | 0  | 0  | 0  | 1  | 0  | 0  | 11 | 9.1  |
| BRENT BURNS         | 4  | 1 | 2 | 3  | -1  | 2  | 0  | 0  | 0  | 0  | 0  | 12 | 8.3  |
| TOMMY WINGELS       | 4  | 0 | 2 | 2  | 1   | 4  | 0  | 0  | 0  | 0  | 0  | 8  | 0    |
| SCOTT HANNAN        | 4  | 0 | 2 | 2  | 1   | 0  | 0  | 0  | 0  | 0  | 0  | 3  | 0    |
| RAFFI TORRES        | 4  | 1 | 0 | 1  | 1   | 0  | 0  | 0  | 1  | 0  | 0  | 10 | 10   |
| JUSTIN BRAUN        | 4  | 0 | 1 | 1  | -1  | 0  | 0  | 0  | 0  | 0  | 0  | 4  | 0    |
| MARC-EDOUARD VLASIC | 4  | 0 | 1 | 1  | 1   | 2  | 0  | 0  | 0  | 0  | 0  | 2  | 0    |
| BRAD STUART         | 4  | 0 | 1 | 1  | 2   | 0  | 0  | 0  | 0  | 0  | 0  | 3  | 0    |
| MATT IRWIN          | 4  | 0 | 1 | 1  | 0   | 4  | 0  | 0  | 0  | 0  | 0  | 5  | 0    |
| ADAM BURISH         | 4  | 0 | 0 | 0  | 0   | 2  | 0  | 0  | 0  | 0  | 0  | 5  | 0    |
| ANDREW DESJARDINS   | 4  | 0 | 0 | 0  | 1   | 6  | 0  | 0  | 0  | 0  | 0  | 4  | 0    |
| JAMES SHEPPARD      | 4  | 0 | 0 | 0  | 0   | 0  | 0  | 0  | 0  | 0  | 0  | 3  | 0    |
| TJ GALIARDI         | 4  | 0 | 0 | 0  | 0   | 2  | 0  | 0  | 0  | 0  | 0  | 7  | 0    |
| SCOTT GOMEZ         | 2  | 0 | 0 | 0  | 0   | 2  | 0  | 0  | 0  | 0  | 0  | 2  | 0    |
| TIM KENNEDY         | 1  | 0 | 0 | 0  | 0   | 0  | 0  | 0  | 0  | 0  | 0  | 0  | 0    |
| MARTIN HAVLAT       | 1  | 0 | 0 | 0  | 0   | 0  | 0  | 0  | 0  | 0  | 0  | 1  | 0    |

POWER PLAY: 7-24 (29.2%) PENALTY KILLING: 8-10 (80.0%)

| GOALTENDING SHARKS | GP | MIN | GA | Avg  | EN | SO | W | L | SHOTS | SAVE% |
|--------------------|----|-----|----|------|----|----|---|---|-------|-------|
| ANTTI NIEMI        | 4  | 258 | 8  | 1.86 | 0  | 0  | 4 | 0 | 126   | .937  |



## 2013 SHARKS PLAYOFF SUMMARY

# WESTERN CONFERENCE SEMIFINALS

## LOS ANGELES KINGS (#5) VS. SAN JOSE SHARKS (#6)

### SHARKS SUMMARY: WON-3 LOST-4

PLAYOFFS

| DATE   | SCORE                  | ATT.   | GOALTENDERS | GW GOAL         |
|--------|------------------------|--------|-------------|-----------------|
| MAY 14 | SHARKS 0; @ KINGS 2    | 18,118 | NIEMI/QUICK | SLAVA VOYNOV    |
| MAY 16 | SHARKS 3; @ KINGS 4    | 18,118 | NIEMI/QUICK | TREVOR LEWIS    |
| MAY 18 | @ SHARKS 2; KINGS 1 OT | 17,562 | NIEMI/QUICK | LOGAN COUTURE   |
| MAY 21 | @ SHARKS 2; KINGS 1    | 17,562 | NIEMI/QUICK | LOGAN COUTURE   |
| MAY 23 | SHARKS 0; @ KINGS 3    | 18,118 | NIEMI/QUICK | ANZE KOPITAR    |
| MAY 26 | @ SHARKS 2; KINGS 1    | 17,562 | NIEMI/QUICK | TJ GALIARDI     |
| MAY 28 | SHARKS 1; @ KINGS 2    | 18,118 | NIEMI/QUICK | JUSTIN WILLIAMS |

| GOALS BY PERIOD | 1ST | 2ND | 3RD | OT | TOTAL | SHOTS BY PERIOD | 1ST | 2ND | 3RD | OT | TOTAL |
|-----------------|-----|-----|-----|----|-------|-----------------|-----|-----|-----|----|-------|
| SHARKS          | 3   | 4   | 2   | 1  | 10    | SHARKS          | 67  | 65  | 71  | 2  | 205   |
| KINGS           | 3   | 6   | 5   | 0  | 14    | KINGS           | 47  | 58  | 68  | 0  | 173   |

## INDIVIDUAL SCORING

| SHARKS              | GP | G | A | TP | +/- | PM | PP | SH | GW | GT | EN | S  | PCTG |
|---------------------|----|---|---|----|-----|----|----|----|----|----|----|----|------|
| JOE PAVELSKI        | 7  | 0 | 4 | 4  | -1  | 0  | 0  | 0  | 0  | 0  | 0  | 15 | 0.0  |
| JOE THORNTON        | 7  | 1 | 3 | 4  | 2   | 2  | 1  | 0  | 0  | 0  | 0  | 11 | 9.1  |
| DAN BOYLE           | 7  | 2 | 2 | 4  | -4  | 2  | 1  | 0  | 0  | 0  | 0  | 15 | 13.3 |
| LOGAN COUTURE       | 7  | 2 | 1 | 3  | -5  | 0  | 2  | 0  | 2  | 0  | 0  | 22 | 9.1  |
| PATRICK MARLEAU     | 7  | 1 | 2 | 3  | -2  | 0  | 0  | 0  | 0  | 0  | 0  | 21 | 4.8  |
| SCOTT HANNAN        | 7  | 0 | 2 | 2  | 0   | 4  | 0  | 0  | 0  | 0  | 0  | 6  | 0.0  |
| BRAD STUART         | 7  | 1 | 1 | 2  | 1   | 2  | 0  | 0  | 0  | 0  | 0  | 7  | 14.3 |
| TJ GALIARDI         | 7  | 1 | 1 | 2  | 1   | 4  | 0  | 0  | 1  | 0  | 0  | 12 | 8.3  |
| SCOTT GOMEZ         | 7  | 0 | 2 | 2  | 0   | 4  | 0  | 0  | 0  | 0  | 0  | 10 | 0.0  |
| BRENT BURNS         | 7  | 1 | 0 | 1  | 0   | 6  | 0  | 0  | 0  | 0  | 0  | 19 | 5.3  |
| MARC-EDOUARD VLASIC | 7  | 1 | 0 | 1  | 1   | 4  | 0  | 0  | 0  | 0  | 0  | 9  | 11.1 |
| TOMMY WINGELS       | 7  | 0 | 0 | 0  | 0   | 2  | 0  | 0  | 0  | 0  | 0  | 12 | 0.0  |
| BRACKEN KEARNS      | 7  | 0 | 0 | 0  | -1  | 2  | 0  | 0  | 0  | 0  | 0  | 4  | 0.0  |
| MATT IRWIN          | 7  | 0 | 0 | 0  | -4  | 0  | 0  | 0  | 0  | 0  | 0  | 13 | 0.0  |
| JUSTIN BRAUN        | 7  | 0 | 0 | 0  | 0   | 0  | 0  | 0  | 0  | 0  | 0  | 10 | 0.0  |
| ANDREW DESJARDINS   | 7  | 0 | 0 | 0  | 0   | 0  | 0  | 0  | 0  | 0  | 0  | 5  | 0.0  |
| JAMES SHEPPARD      | 7  | 0 | 0 | 0  | -1  | 4  | 0  | 0  | 0  | 0  | 0  | 8  | 0.0  |
| ADAM BURISH         | 2  | 0 | 0 | 0  | 0   | 2  | 0  | 0  | 0  | 0  | 0  | 4  | 0.0  |
| TIM KENNEDY         | 2  | 0 | 0 | 0  | 0   | 2  | 0  | 0  | 0  | 0  | 0  | 0  | 0.0  |
| MARTIN HAVLAT       | 1  | 0 | 0 | 0  | 0   | 0  | 0  | 0  | 0  | 0  | 0  | 0  | 0.0  |
| JASON DEMERS        | 1  | 0 | 0 | 0  | 0   | 2  | 0  | 0  | 0  | 0  | 0  | 0  | 0.0  |
| RAFFI TORRES        | 1  | 0 | 0 | 0  | -2  | 2  | 0  | 0  | 0  | 0  | 0  | 2  | 0.0  |

POWER PLAY: 4-26 (15.4%) PENALTY KILLING: 15-20 (75.0%)

| GOALTENDING SHARKS | GP | MIN | GA | Avg  | EN | SO | W | L | SHOTS | SAVE% |
|--------------------|----|-----|----|------|----|----|---|---|-------|-------|
| ANTTI NIEMI        | 7  | 415 | 13 | 1.88 | 1  | 0  | 3 | 4 | 172   | .924  |

## 2012 SHARKS PLAYOFF SUMMARY

**WESTERN CONFERENCE QUARTERFINALS**  
**ST. LOUIS BLUES (#2) VS. SAN JOSE SHARKS (#7)**  
**SHARKS SUMMARY: WON-1 LOST-4**

| DATE     | SCORE                   | ATT.   | GOALTENDERS          | GW GOAL         |
|----------|-------------------------|--------|----------------------|-----------------|
| APRIL 12 | SHARKS 3; @ BLUES 2 2OT | 19,333 | NIEMI/HALAK          | MARTY HAVLAT    |
| APRIL 14 | SHARKS 0; @ BLUES 3     | 19,500 | NIEMI/HALAK, ELLIOTT | V. SOBOTKA      |
| APRIL 16 | @ SHARKS 3; BLUES 4     | 17,562 | NIEMI/ELLIOTT        | ALEXANDER STEEN |
| APRIL 19 | @ SHARKS 1; BLUES 2     | 17,562 | NIEMI/ELLIOTT        | ANDY MCDONALD   |
| APRIL 21 | SHARKS 1; @ BLUES 3     | 19,490 | NIEMI/ELLIOTT        | DAVID PERRON    |

| Goals by Period | 1st | 2nd | 3rd | OT | Total | Shots by Period | 1st | 2nd | 3rd | OT | Total |
|-----------------|-----|-----|-----|----|-------|-----------------|-----|-----|-----|----|-------|
| SHARKS          | 1   | 2   | 4   | 1  | 8     | SHARKS          | 33  | 51  | 49  | 11 | 144   |
| BLUES           | 3   | 3   | 8   | 0  | 14    | BLUES           | 46  | 56  | 37  | 14 | 153   |

## INDIVIDUAL SCORING

| SHARKS              | GP | G | A | TP | +/- | PM | PP | SH | GW | GT | EN | S  | PCTG |
|---------------------|----|---|---|----|-----|----|----|----|----|----|----|----|------|
| JOE THORNTON        | 5  | 2 | 3 | 5  | 2   | 2  | 0  | 0  | 0  | 0  | 0  | 15 | 13.3 |
| LOGAN COUTURE       | 5  | 1 | 3 | 4  | -1  | 0  | 0  | 0  | 0  | 0  | 0  | 19 | 5.3  |
| MARTIN HAVLAT       | 5  | 2 | 1 | 3  | -1  | 8  | 1  | 0  | 1  | 1  | 0  | 15 | 13.3 |
| RYANE CLOWE         | 5  | 0 | 3 | 3  | -3  | 0  | 0  | 0  | 0  | 0  | 0  | 10 | 0    |
| BRENT BURNS         | 5  | 1 | 1 | 2  | 2   | 4  | 1  | 0  | 0  | 0  | 0  | 13 | 7.7  |
| DAN BOYLE           | 5  | 0 | 2 | 2  | 0   | 4  | 0  | 0  | 0  | 0  | 0  | 9  | 0    |
| ANDREW DESJARDINS   | 5  | 1 | 0 | 1  | 1   | 2  | 0  | 0  | 0  | 0  | 0  | 5  | 20   |
| COLIN WHITE         | 3  | 1 | 0 | 1  | 0   | 0  | 0  | 0  | 0  | 0  | 0  | 1  | 100  |
| TORREY MITCHELL     | 5  | 0 | 1 | 1  | 0   | 6  | 0  | 0  | 0  | 0  | 0  | 3  | 0    |
| TOMMY WINGELS       | 5  | 0 | 1 | 1  | 1   | 7  | 0  | 0  | 0  | 0  | 0  | 3  | 0    |
| DANIEL WINNIK       | 5  | 0 | 1 | 1  | 1   | 6  | 0  | 0  | 0  | 0  | 0  | 3  | 0    |
| JUSTIN BRAUN        | 5  | 0 | 0 | 0  | -2  | 15 | 0  | 0  | 0  | 0  | 0  | 9  | 0    |
| PATRICK MARLEAU     | 5  | 0 | 0 | 0  | -1  | 4  | 0  | 0  | 0  | 0  | 0  | 9  | 0    |
| DOUGLAS MURRAY      | 5  | 0 | 0 | 0  | -1  | 19 | 0  | 0  | 0  | 0  | 0  | 1  | 0    |
| JOE PAVELSKI        | 5  | 0 | 0 | 0  | -3  | 5  | 0  | 0  | 0  | 0  | 0  | 13 | 0    |
| MARC-EDOUARD VLASIC | 5  | 0 | 0 | 0  | -2  | 2  | 0  | 0  | 0  | 0  | 0  | 4  | 0    |
| JASON DEMERS        | 3  | 0 | 0 | 0  | -1  | 2  | 0  | 0  | 0  | 0  | 0  | 2  | 0    |
| TJ GALIARDI         | 3  | 0 | 0 | 0  | -1  | 6  | 0  | 0  | 0  | 0  | 0  | 1  | 0    |
| DOMINIC MOORE       | 3  | 0 | 0 | 0  | -1  | 5  | 0  | 0  | 0  | 0  | 0  | 5  | 0    |
| MICHAL HANDZUS      | 2  | 0 | 0 | 0  | 0   | 0  | 0  | 0  | 0  | 0  | 0  | 4  | 0    |
| BRAD WINCHESTER     | 1  | 0 | 0 | 0  | 0   | 0  | 0  | 0  | 0  | 0  | 0  | 0  | 0    |

POWER PLAY: 2-17 (11.8%) PENALTY KILLING: 12-18 (66.7%)

| GOALTENDING SHARKS | GP | MIN | GA | Avg  | EN | SO | W | L | SHOTS | SAVE% |
|--------------------|----|-----|----|------|----|----|---|---|-------|-------|
| ANTTI NIEMI        | 5  | 318 | 13 | 2.45 | 1  | 0  | 1 | 4 | 151   | .914  |



## 2011 SHARKS PLAYOFF SUMMARY

### WESTERN CONFERENCE QUARTERFINALS LOS ANGELES KINGS (#7) VS. SAN JOSE SHARKS (#2) SHARKS SUMMARY: WON-4 LOST-2

PLAYOFFS

| DATE     | SCORE                  | ATT.   | GOALTENDERS             | GW GOAL      |
|----------|------------------------|--------|-------------------------|--------------|
| APRIL 14 | @ SHARKS 3; KINGS 2 OT | 17,562 | NIEMI/QUICK             | JOE PAVELSKI |
| APRIL 16 | @ SHARKS 0; KINGS 4    | 17,562 | NIEMI/QUICK             | JACK JOHNSON |
| APRIL 19 | SHARKS 6; @ KINGS 5 OT | 18,216 | NIITTYMAKI, NIEMI/QUICK | D. SETOGUCHI |
| APRIL 21 | SHARKS 6; @ KINGS 3    | 18,234 | NIEMI/QUICK             | JOE THORNTON |
| APRIL 23 | @ SHARKS 1; KINGS 3    | 17,562 | NIITTYMAKI, NIEMI/QUICK | K. CLIFFORD  |
| APRIL 25 | SHARKS 6; @ KINGS 5 OT | 18,118 | NIEMI/QUICK             | JOE THORNTON |

| GOALS BY PERIOD | 1ST | 2ND | 3RD | OT | TOTAL | SHOTS BY PERIOD | 1ST | 2ND | 3RD | OT | TOTAL |
|-----------------|-----|-----|-----|----|-------|-----------------|-----|-----|-----|----|-------|
| SHARKS          | 1   | 12  | 4   | 3  | 20    | SHARKS          | 84  | 73  | 55  | 17 | 229   |
| KINGS           | 8   | 8   | 4   | 0  | 20    | KINGS           | 42  | 72  | 46  | 9  | 169   |

#### INDIVIDUAL SCORING

| SHARKS              | GP | G | A | TP | +/- | PM | PP | SH | GW | GT | EN | S  | PCTG |
|---------------------|----|---|---|----|-----|----|----|----|----|----|----|----|------|
| RYANE CLOWE         | 6  | 4 | 3 | 7  | 2   | 8  | 2  | 0  | 0  | 0  | 0  | 16 | 25.0 |
| LOGAN COUTURE       | 6  | 2 | 3 | 5  | 1   | 0  | 0  | 0  | 0  | 0  | 0  | 20 | 10.0 |
| PATRICK MARLEAU     | 6  | 2 | 3 | 5  | 2   | 0  | 0  | 0  | 0  | 0  | 0  | 22 | 9.1  |
| JOE THORNTON        | 6  | 2 | 3 | 5  | 1   | 4  | 0  | 0  | 2  | 1  | 0  | 11 | 18.2 |
| IAN WHITE           | 5  | 0 | 5 | 5  | 4   | 4  | 0  | 0  | 0  | 0  | 0  | 9  | 0.0  |
| JOE PAVELSKI        | 6  | 3 | 1 | 4  | 4   | 0  | 0  | 0  | 1  | 1  | 0  | 28 | 10.7 |
| DANY HEATLEY        | 6  | 2 | 2 | 4  | -1  | 2  | 0  | 0  | 0  | 0  | 0  | 16 | 12.5 |
| TORREY MITCHELL     | 6  | 1 | 3 | 4  | 3   | 0  | 0  | 0  | 0  | 0  | 0  | 15 | 6.7  |
| KYLE WELLWOOD       | 6  | 1 | 3 | 4  | 6   | 0  | 0  | 0  | 0  | 0  | 0  | 9  | 11.1 |
| JASON DEMERS        | 6  | 2 | 1 | 3  | 0   | 6  | 0  | 0  | 0  | 0  | 0  | 10 | 20.0 |
| DAN BOYLE           | 6  | 0 | 3 | 3  | -1  | 4  | 0  | 0  | 0  | 0  | 0  | 19 | 0.0  |
| NICLAS WALLIN       | 6  | 0 | 3 | 3  | 1   | 10 | 0  | 0  | 0  | 0  | 0  | 10 | 0.0  |
| DEVIN SETOGUCHI     | 6  | 1 | 1 | 2  | -2  | 4  | 0  | 0  | 1  | 1  | 0  | 22 | 4.5  |
| DOUGLAS MURRAY      | 6  | 0 | 1 | 1  | 1   | 2  | 0  | 0  | 0  | 0  | 0  | 9  | 0.0  |
| MARC-EDOUARD VLASIC | 6  | 0 | 1 | 1  | 2   | 0  | 0  | 0  | 0  | 0  | 0  | 5  | 0.0  |
| JAMAL MAYERS        | 6  | 0 | 0 | 0  | -3  | 12 | 0  | 0  | 0  | 0  | 0  | 2  | 0.0  |
| SCOTT NICHOL        | 6  | 0 | 0 | 0  | -3  | 12 | 0  | 0  | 0  | 0  | 0  | 3  | 0.0  |
| BEN EAGER           | 4  | 0 | 0 | 0  | -2  | 7  | 0  | 0  | 0  | 0  | 0  | 2  | 0.0  |
| JAMIE MCGINN        | 2  | 0 | 0 | 0  | -1  | 15 | 0  | 0  | 0  | 0  | 0  | 0  | 0.0  |
| JUSTIN BRAUN        | 1  | 0 | 0 | 0  | -1  | 0  | 0  | 0  | 0  | 0  | 0  | 1  | 0.0  |

**POWER PLAY:** 2-23 (8.7%) **PENALTY KILLING:** 19-24 (79.2%)

| GOALTENDING SHARKS | GP | MIN | GA | Avg  | EN | SO | W | L | SHOTS | SAVE% |
|--------------------|----|-----|----|------|----|----|---|---|-------|-------|
| ANTTI NIEMI        | 6  | 286 | 19 | 3.99 | 0  | 0  | 3 | 2 | 139   | .863  |
| ANTERO NIITTYMAKI  | 2  | 91  | 1  | 0.66 | 0  | 0  | 1 | 0 | 30    | .967  |



## 2011 SHARKS PLAYOFF SUMMARY

**WESTERN CONFERENCE SEMIFINALS**  
**DETROIT RED WINGS (#3) VS. SAN JOSE SHARKS (#2)**  
**SHARKS SUMMARY: WON-4 LOST-3**

| DATE     | SCORE                      | ATT.   | GOALTENDERS  | GW GOAL         |
|----------|----------------------------|--------|--------------|-----------------|
| APRIL 29 | @ SHARKS 2; RED WINGS 1 OT | 17,562 | NIEMI/HOWARD | BENN FERRIERO   |
| MAY 1    | @ SHARKS 2; RED WINGS 1    | 17,562 | NIEMI/HOWARD | NICLAS WALLIN   |
| MAY 4    | SHARKS 4; @ RED WINGS 3 OT | 20,066 | NIEMI/HOWARD | DEVIN SETOGUCHI |
| MAY 6    | SHARKS 3; @ RED WINGS 4    | 20,066 | NIEMI/HOWARD | DARREN HELM     |
| MAY 8    | @ SHARKS 3; RED WINGS 4    | 17,562 | NIEMI/HOWARD | TOMAS HOLMSTROM |
| MAY 10   | SHARKS 1; @ RED WINGS 3    | 20,066 | NIEMI/HOWARD | VAL FLIPPULA    |
| MAY 12   | @ SHARKS 3; RED WINGS 2    | 17,562 | NIEMI/HOWARD | PATRICK MARLEAU |

| GOALS BY PERIOD | 1ST | 2ND | 3RD | OT | TOTAL | SHOTS BY PERIOD | 1ST | 2ND | 3RD | OT | TOTAL |
|-----------------|-----|-----|-----|----|-------|-----------------|-----|-----|-----|----|-------|
| SHARKS          | 6   | 3   | 7   | 2  | 18    | SHARKS          | 78  | 78  | 80  | 10 | 246   |
| RED WINGS       | 5   | 4   | 9   | 0  | 18    | RED WINGS       | 85  | 82  | 72  | 8  | 247   |

## INDIVIDUAL SCORING

| SHARKS              | GP | G | A | TP | +/- | PM | PP | SH | GW | GT | EN | S  | PCTG |
|---------------------|----|---|---|----|-----|----|----|----|----|----|----|----|------|
| DAN BOYLE           | 7  | 2 | 6 | 8  | -1  | 2  | 0  | 0  | 0  | 0  | 0  | 27 | 7.4  |
| LOGAN COUTURE       | 7  | 4 | 3 | 7  | 2   | 2  | 0  | 0  | 0  | 0  | 0  | 27 | 14.8 |
| DEVIN SETOGUCHI     | 7  | 5 | 1 | 6  | -1  | 8  | 3  | 0  | 1  | 1  | 0  | 27 | 18.5 |
| JOE THORNTON        | 7  | 0 | 6 | 6  | -3  | 10 | 0  | 0  | 0  | 0  | 0  | 17 | 0.0  |
| RYANE CLOWE         | 6  | 0 | 6 | 6  | 4   | 10 | 0  | 0  | 0  | 0  | 0  | 13 | 0.0  |
| DANY HEATLEY        | 7  | 1 | 3 | 4  | -1  | 6  | 0  | 0  | 0  | 0  | 0  | 17 | 5.9  |
| JOE PAVELSKI        | 7  | 2 | 1 | 3  | 0   | 6  | 1  | 0  | 0  | 0  | 0  | 18 | 11.1 |
| KYLE WELLWOOD       | 7  | 0 | 3 | 3  | 1   | 0  | 0  | 0  | 0  | 0  | 0  | 4  | 0.0  |
| IAN WHITE           | 7  | 1 | 1 | 2  | 1   | 4  | 1  | 0  | 0  | 0  | 0  | 19 | 5.3  |
| BENN FERRIERO       | 7  | 1 | 0 | 1  | 0   | 6  | 0  | 0  | 1  | 1  | 0  | 2  | 50.0 |
| PATRICK MARLEAU     | 7  | 1 | 0 | 1  | -1  | 2  | 0  | 0  | 1  | 0  | 0  | 21 | 4.8  |
| NICLAS WALLIN       | 7  | 1 | 0 | 1  | 1   | 0  | 0  | 0  | 1  | 0  | 0  | 10 | 10.0 |
| TORREY MITCHELL     | 7  | 0 | 1 | 1  | -1  | 6  | 0  | 0  | 0  | 0  | 0  | 11 | 0.0  |
| JASON DEMERS        | 7  | 0 | 0 | 0  | -1  | 2  | 0  | 0  | 0  | 0  | 0  | 10 | 0.0  |
| DOUGLAS MURRAY      | 7  | 0 | 0 | 0  | -2  | 2  | 0  | 0  | 0  | 0  | 0  | 8  | 0.0  |
| SCOTT NICHOL        | 7  | 0 | 0 | 0  | -3  | 2  | 0  | 0  | 0  | 0  | 0  | 4  | 0.0  |
| MARC-EDOUARD VLASIC | 7  | 0 | 0 | 0  | 0   | 4  | 0  | 0  | 0  | 0  | 0  | 8  | 0.0  |
| BEN EAGER           | 4  | 0 | 0 | 0  | 0   | 12 | 0  | 0  | 0  | 0  | 0  | 2  | 0.0  |
| JAMAL MAYERS        | 2  | 0 | 0 | 0  | -1  | 0  | 0  | 0  | 0  | 0  | 0  | 0  | 0.0  |
| JAMIE MCGINN        | 2  | 0 | 0 | 0  | 0   | 0  | 0  | 0  | 0  | 0  | 0  | 1  | 0.0  |

POWER PLAY: 5-28 (17.9%) PENALTY KILLING: 24-28 (85.7%)

| GOALTENDING SHARKS | GP | MIN | GA | Avg  | EN | SO | W | L | SHOTS | SAVE% |
|--------------------|----|-----|----|------|----|----|---|---|-------|-------|
| ANTTI NIEMI        | 7  | 432 | 17 | 2.36 | 1  | 0  | 4 | 3 | 246   | .931  |



## 2011 SHARKS PLAYOFF SUMMARY

# WESTERN CONFERENCE FINAL

## VANCOUVER CANUCKS (#1) VS. SAN JOSE SHARKS (#2)

### SHARKS SUMMARY: WON-1 LOST-4

| DATE   | SCORE                        | ATT.   | GOALTENDERS  | GW GOAL       |
|--------|------------------------------|--------|--------------|---------------|
| MAY 15 | SHARKS 2; @ CANUCKS 3        | 18,860 | NIEMI/LUONGO | HENRIK SEDIN  |
| MAY 18 | SHARKS 3; @ CANUCKS 7        | 18,860 | NIEMI/LUONGO | CHRIS HIGGINS |
| MAY 20 | @ SHARKS 4; CANUCKS 3        | 17,562 | NIEMI/LUONGO | DAN BOYLE     |
| MAY 22 | @ SHARKS 2; CANUCKS 4        | 17,562 | NIEMI/LUONGO | SAMI SALO     |
| MAY 24 | SHARKS 2; @ CANUCKS 3 (2 OT) | 18,860 | NIEMI/LUONGO | KEVIN BIEKSA  |

| GOALS BY PERIOD | 1ST | 2ND | 3RD | OT | TOTAL | SHOTS BY PERIOD | 1ST | 2ND | 3RD | OT | TOTAL |
|-----------------|-----|-----|-----|----|-------|-----------------|-----|-----|-----|----|-------|
| SHARKS          | 6   | 2   | 5   | 0  | 13    | SHARKS          | 64  | 53  | 52  | 20 | 189   |
| CANUCKS         | 3   | 5   | 11  | 1  | 20    | CANUCKS         | 44  | 51  | 44  | 14 | 153   |

## INDIVIDUAL SCORING

| SHARKS              | GP | G | A | TP | +/- | PM | PP | SH | GW | GT | EN | S  | PCTG |
|---------------------|----|---|---|----|-----|----|----|----|----|----|----|----|------|
| PATRICK MARLEAU     | 5  | 4 | 3 | 7  | -2  | 7  | 3  | 0  | 0  | 0  | 0  | 16 | 25.0 |
| JOE THORNTON        | 5  | 1 | 5 | 6  | -3  | 2  | 0  | 0  | 0  | 0  | 0  | 20 | 5.0  |
| DAN BOYLE           | 5  | 2 | 3 | 5  | -5  | 2  | 2  | 0  | 1  | 0  | 0  | 21 | 9.5  |
| JOE PAVELSKI        | 5  | 0 | 3 | 3  | -3  | 4  | 0  | 0  | 0  | 0  | 0  | 12 | 0.0  |
| RYANE CLOWE         | 5  | 2 | 0 | 2  | -1  | 14 | 1  | 0  | 0  | 0  | 0  | 10 | 20.0 |
| LOGAN COUTURE       | 5  | 1 | 1 | 2  | -1  | 0  | 1  | 0  | 0  | 0  | 0  | 17 | 5.9  |
| DEVIN SETOGUCHI     | 5  | 1 | 1 | 2  | -4  | 0  | 0  | 0  | 0  | 0  | 0  | 16 | 6.2  |
| MARC-EDOUARD VLASIC | 5  | 0 | 2 | 2  | 2   | 0  | 0  | 0  | 0  | 0  | 0  | 5  | 0.0  |
| IAN WHITE           | 5  | 0 | 2 | 2  | -2  | 0  | 0  | 0  | 0  | 0  | 0  | 12 | 0.0  |
| ANDREW DESJARDINS   | 3  | 1 | 0 | 1  | 1   | 4  | 0  | 0  | 0  | 0  | 0  | 4  | 25.0 |
| BEN EAGER           | 2  | 1 | 0 | 1  | 0   | 22 | 0  | 0  | 0  | 0  | 0  | 7  | 14.3 |
| DANY HEATLEY        | 5  | 0 | 1 | 1  | 0   | 4  | 0  | 0  | 0  | 0  | 0  | 14 | 0.0  |
| KENT HUSKINS        | 5  | 0 | 1 | 1  | 1   | 2  | 0  | 0  | 0  | 0  | 0  | 2  | 0.0  |
| JAMIE MCGINN        | 3  | 0 | 1 | 1  | 1   | 15 | 0  | 0  | 0  | 0  | 0  | 2  | 0.0  |
| TORREY MITCHELL     | 5  | 0 | 0 | 0  | -2  | 4  | 0  | 0  | 0  | 0  | 0  | 7  | 0.0  |
| DOUGLAS MURRAY      | 5  | 0 | 0 | 0  | -6  | 4  | 0  | 0  | 0  | 0  | 0  | 10 | 0.0  |
| NICLAS WALLIN       | 5  | 0 | 0 | 0  | 0   | 0  | 0  | 0  | 0  | 0  | 0  | 4  | 0.0  |
| KYLE WELLWOOD       | 5  | 0 | 0 | 0  | -1  | 0  | 0  | 0  | 0  | 0  | 0  | 5  | 0.0  |
| JAMAL MAYERS        | 4  | 0 | 0 | 0  | 1   | 0  | 0  | 0  | 0  | 0  | 0  | 3  | 0.0  |
| SCOTT NICHOL        | 2  | 0 | 0 | 0  | -1  | 12 | 0  | 0  | 0  | 0  | 0  | 1  | 0.0  |
| BENN FERRIERO       | 1  | 0 | 0 | 0  | 0   | 0  | 0  | 0  | 0  | 0  | 0  | 1  | 0.0  |

POWER PLAY: 7-22 (31.8%) PENALTY KILLING: 15-24 (62.5%)

| GOALTENDING SHARKS | GP | MIN | GA | Avg  | EN | SO | W | L | SHOTS | SAVE% |
|--------------------|----|-----|----|------|----|----|---|---|-------|-------|
| ANTTI NIEMI        | 5  | 326 | 20 | 3.68 | 0  | 0  | 1 | 4 | 153   | .869  |

## 2010 SHARKS PLAYOFF SUMMARY

**WESTERN CONFERENCE QUARTERFINALS**  
**COLORADO AVALANCHE (#8) VS. SAN JOSE SHARKS (#1)**  
**SHARKS SUMMARY: WON-4 LOST-2**

| DATE     | SCORE                      | ATT.   | GOALTENDERS             | GW GOAL         |
|----------|----------------------------|--------|-------------------------|-----------------|
| APRIL 14 | @ SHARKS 1; AVALANCHE 2    | 17,562 | NABOKOV/ANDERSON, BUDAJ | CHRIS STEWART   |
| APRIL 16 | @ SHARKS 6; AVALANCHE 5 OT | 17,562 | NABOKOV/ANDERSON        | DEVIN SETOGUCHI |
| APRIL 18 | SHARKS 0; @ AVALANCHE 1 OT | 18,007 | NABOKOV/ANDERSON        | RYAN O'REILLY   |
| APRIL 20 | SHARKS 2; @ AVALANCHE 1 OT | 18,007 | NABOKOV/ANDERSON        | JOE PAVELSKI    |
| APRIL 22 | @ SHARKS 5; AVALANCHE 0    | 17,562 | NABOKOV/ANDERSON        | LOGAN COUTURE   |
| APRIL 24 | SHARKS 5; @ AVALANCHE 2    | 18,007 | NABOKOV/ANDERSON        | JOE PAVELSKI    |

| GOALS BY PERIOD | 1ST | 2ND | 3RD | OT | TOTAL | SHOTS BY PERIOD | 1ST | 2ND | 3RD | OT | TOTAL |
|-----------------|-----|-----|-----|----|-------|-----------------|-----|-----|-----|----|-------|
| SHARKS          | 3   | 6   | 8   | 2  | 19    | SHARKS          | 70  | 79  | 78  | 18 | 245   |
| AVALANCHE       | 1   | 6   | 3   | 1  | 11    | AVALANCHE       | 41  | 50  | 47  | 11 | 149   |

## INDIVIDUAL SCORING

| SHARKS              | GP | G | A | TP | +/- | PM | PP | SH | GW | GT | EN | S  | PCTG |
|---------------------|----|---|---|----|-----|----|----|----|----|----|----|----|------|
| JOE PAVELSKI        | 6  | 5 | 3 | 8  | 6   | 4  | 1  | 0  | 2  | 1  | 0  | 25 | 20.0 |
| RYANE CLOWE         | 6  | 1 | 7 | 8  | 6   | 0  | 0  | 0  | 0  | 0  | 0  | 22 | 4.5  |
| DEVIN SETOGUCHI     | 6  | 3 | 3 | 6  | 4   | 4  | 1  | 0  | 1  | 1  | 1  | 33 | 9.1  |
| DAN BOYLE           | 6  | 2 | 4 | 6  | 5   | 0  | 1  | 0  | 0  | 0  | 0  | 15 | 13.3 |
| DOUGLAS MURRAY      | 6  | 1 | 4 | 5  | 4   | 0  | 0  | 0  | 0  | 0  | 1  | 2  | 50.0 |
| DANY HEATLEY        | 5  | 0 | 4 | 4  | -1  | 0  | 0  | 0  | 0  | 0  | 0  | 15 | 0.0  |
| PATRICK MARLEAU     | 6  | 1 | 2 | 3  | -2  | 6  | 1  | 0  | 0  | 0  | 0  | 24 | 4.2  |
| JOE THORNTON        | 6  | 0 | 3 | 3  | -4  | 0  | 0  | 0  | 0  | 0  | 0  | 15 | 0.0  |
| LOGAN COUTURE       | 6  | 2 | 0 | 2  | 2   | 0  | 0  | 0  | 1  | 0  | 0  | 6  | 33.3 |
| ROB BLAKE           | 6  | 1 | 1 | 2  | 1   | 8  | 0  | 0  | 0  | 0  | 0  | 21 | 4.8  |
| SCOTT NICHOL        | 6  | 1 | 1 | 2  | 2   | 8  | 0  | 0  | 0  | 0  | 0  | 13 | 7.7  |
| MANNY MALHOTRA      | 6  | 1 | 0 | 1  | 0   | 0  | 1  | 0  | 0  | 0  | 0  | 24 | 4.2  |
| DWIGHT HELMINEN     | 4  | 1 | 0 | 1  | 1   | 0  | 0  | 0  | 0  | 0  | 0  | 5  | 20.0 |
| JASON DEMERS        | 6  | 0 | 1 | 1  | -1  | 6  | 0  | 0  | 0  | 0  | 0  | 5  | 0.0  |
| TORREY MITCHELL     | 6  | 0 | 1 | 1  | 0   | 0  | 0  | 0  | 0  | 0  | 0  | 8  | 0.0  |
| MARC-EDOUARD VLASIC | 6  | 0 | 1 | 1  | 1   | 0  | 0  | 0  | 0  | 0  | 0  | 6  | 0.0  |
| JED ORTMAYER        | 2  | 0 | 1 | 1  | 1   | 0  | 0  | 0  | 0  | 0  | 0  | 1  | 0.0  |
| KENT HUSKINS        | 6  | 0 | 0 | 0  | -1  | 2  | 0  | 0  | 0  | 0  | 0  | 1  | 0.0  |
| JAMIE MCGINN        | 6  | 0 | 0 | 0  | 2   | 6  | 0  | 0  | 0  | 0  | 0  | 4  | 0.0  |
| NICLAS WALLIN       | 1  | 0 | 0 | 0  | 0   | 0  | 0  | 0  | 0  | 0  | 0  | 0  | 0.0  |

POWER PLAY: 5-26 (19.2%) PENALTY KILLING: 13-15 (86.7%)

| GOALTENDING SHARKS | GP | MIN | GA | Avg  | EN | SO | W | L | SHOTS | SAVE% |
|--------------------|----|-----|----|------|----|----|---|---|-------|-------|
| EVGENI NABOKOV     | 6  | 375 | 11 | 1.76 | 0  | 1  | 4 | 2 | 149   | .926  |





## 2010 SHARKS PLAYOFF SUMMARY

# WESTERN CONFERENCE SEMIFINALS

## DETROIT RED WINGS (#5) VS. SAN JOSE SHARKS (#1)

### SHARKS SUMMARY: WON-4 LOST-1

PLAYOFFS

| DATE     | SCORE                      | ATT.   | GOALTENDERS            | GW GOAL         |
|----------|----------------------------|--------|------------------------|-----------------|
| APRIL 29 | @ SHARKS 4; RED WINGS 3    | 17,562 | NABOKOV/HOWARD         | JOE PAVELSKI    |
| MAY 2    | @ SHARKS 4; RED WINGS 3    | 17,562 | NABOKOV/HOWARD         | JOE THORNTON    |
| MAY 4    | SHARKS 4; @ RED WINGS 3 OT | 20,066 | NABOKOV/HOWARD         | PATRICK MARLEAU |
| MAY 6    | SHARKS 1; @ RED WINGS 7    | 20,066 | NABOKOV, GREISS/HOWARD | JOHAN FRANZEN   |
| MAY 8    | @ SHARKS 2; RED WINGS 1    | 17,562 | NABOKOV/HOWARD         | PATRICK MARLEAU |

| GOALS BY PERIOD | 1ST | 2ND | 3RD | OT | TOTAL | SHOTS BY PERIOD | 1ST | 2ND | 3RD | OT | TOTAL |
|-----------------|-----|-----|-----|----|-------|-----------------|-----|-----|-----|----|-------|
| SHARKS          | 6   | 2   | 6   | 1  | 15    | SHARKS          | 59  | 42  | 59  | 6  | 166   |
| RED WINGS       | 10  | 5   | 2   | 0  | 17    | RED WINGS       | 46  | 56  | 53  | 5  | 160   |

## INDIVIDUAL SCORING

| SHARKS              | GP | G | A | TP | +/- | PM | PP | SH | GW | GT | EN | S  | PCTG |
|---------------------|----|---|---|----|-----|----|----|----|----|----|----|----|------|
| JOE THORNTON        | 5  | 3 | 5 | 8  | -2  | 16 | 1  | 0  | 1  | 0  | 0  | 10 | 30.0 |
| JOE PAVELSKI        | 5  | 4 | 3 | 7  | 1   | 2  | 4  | 0  | 1  | 0  | 0  | 27 | 14.8 |
| DANY HEATLEY        | 5  | 2 | 5 | 7  | -2  | 10 | 1  | 0  | 0  | 0  | 0  | 16 | 12.5 |
| PATRICK MARLEAU     | 4  | 2 | 2 | 4  | 1   | 2  | 0  | 0  | 2  | 1  | 0  | 18 | 11.1 |
| DAN BOYLE           | 5  | 0 | 3 | 3  | -4  | 6  | 0  | 0  | 0  | 0  | 0  | 23 | 0.0  |
| JASON DEMERS        | 5  | 0 | 3 | 3  | 0   | 2  | 0  | 0  | 0  | 0  | 0  | 3  | 0.0  |
| DEVIN SETOGUCHI     | 5  | 2 | 0 | 2  | 1   | 0  | 0  | 0  | 0  | 0  | 0  | 11 | 18.2 |
| RYANE CLOWE         | 5  | 1 | 1 | 2  | -1  | 12 | 0  | 0  | 0  | 0  | 0  | 10 | 10.0 |
| LOGAN COUTURE       | 5  | 1 | 0 | 1  | 0   | 2  | 0  | 0  | 0  | 0  | 0  | 7  | 14.3 |
| TORREY MITCHELL     | 5  | 0 | 1 | 1  | -4  | 2  | 0  | 0  | 0  | 0  | 0  | 7  | 0.0  |
| DOUGLAS MURRAY      | 5  | 0 | 1 | 1  | -3  | 6  | 0  | 0  | 0  | 0  | 0  | 5  | 0.0  |
| MARC-EDOUARD VLASIC | 5  | 0 | 1 | 1  | 0   | 4  | 0  | 0  | 0  | 0  | 0  | 6  | 0.0  |
| ROB BLAKE           | 5  | 0 | 0 | 0  | 0   | 0  | 0  | 0  | 0  | 0  | 0  | 6  | 0.0  |
| KENT HUSKINS        | 5  | 0 | 0 | 0  | -1  | 4  | 0  | 0  | 0  | 0  | 0  | 1  | 0.0  |
| MANNY MALHOTRA      | 5  | 0 | 0 | 0  | 0   | 0  | 0  | 0  | 0  | 0  | 0  | 6  | 0.0  |
| JAMIE MCGINN        | 5  | 0 | 0 | 0  | -1  | 2  | 0  | 0  | 0  | 0  | 0  | 4  | 0.0  |
| SCOTT NICHOL        | 5  | 0 | 0 | 0  | -2  | 9  | 0  | 0  | 0  | 0  | 0  | 5  | 0.0  |
| DWIGHT HELMINEN     | 3  | 0 | 0 | 0  | -1  | 4  | 0  | 0  | 0  | 0  | 0  | 0  | 0.0  |
| JED ORTMEYER        | 2  | 0 | 0 | 0  | -2  | 0  | 0  | 0  | 0  | 0  | 0  | 1  | 0.0  |
| NICLAS WALLIN       | 1  | 0 | 0 | 0  | 0   | 0  | 0  | 0  | 0  | 0  | 0  | 0  | 0.0  |

POWER PLAY: 6-31 (19.4%) PENALTY KILLING: 19-23 (82.6%)

| GOALTENDING SHARKS | GP | MIN | GA | Avg  | EN | SO | W | L | SHOTS | SAVE% |
|--------------------|----|-----|----|------|----|----|---|---|-------|-------|
| EVGENI NABOKOV     | 5  | 267 | 15 | 3.37 | 0  | 0  | 4 | 1 | 132   | .886  |
| THOMAS GREISS      | 1  | 40  | 2  | 3.00 | 0  | 0  | 0 | 0 | 28    | .929  |



## 2010 SHARKS PLAYOFF SUMMARY

### WESTERN CONFERENCE FINAL CHICAGO BLACKHAWKS (#2) VS. SAN JOSE SHARKS (#1) SHARKS SUMMARY: WON-0 LOST-4

| DATE   | SCORE                       | ATT.   | GOALTENDERS   | GW GOAL          |
|--------|-----------------------------|--------|---------------|------------------|
| MAY 16 | @ SHARKS 1; BLACKHAWKS 2    | 17,562 | NABOKOV/NIEMI | DUSTIN BYFUGLIEN |
| MAY 18 | @ SHARKS 2; BLACKHAWKS 4    | 17,562 | NABOKOV/NIEMI | JONATHAN TOEWS   |
| MAY 21 | SHARKS 2; @ BLACKHAWKS 3 OT | 22,311 | NABOKOV/NIEMI | DUSTIN BYFUGLIEN |
| MAY 23 | SHARKS 2; @ BLACKHAWKS 4    | 22,224 | NABOKOV/NIEMI | DUSTIN BYFUGLIEN |

| GOALS BY PERIOD | 1ST | 2ND | 3RD | OT | TOTAL | SHOTS BY PERIOD | 1ST | 2ND | 3RD | OT | TOTAL |
|-----------------|-----|-----|-----|----|-------|-----------------|-----|-----|-----|----|-------|
| SHARKS          | 2   | 3   | 2   | 0  | 7     | SHARKS          | 41  | 48  | 42  | 5  | 136   |
| BLACKHAWKS      | 1   | 6   | 5   | 1  | 13    | BLACKHAWKS      | 37  | 42  | 37  | 11 | 127   |

#### INDIVIDUAL SCORING

| SHARKS              | GP | G | A | TP | +/- | PM | PP | SH | GW | GT | EN | S  | PCTG |
|---------------------|----|---|---|----|-----|----|----|----|----|----|----|----|------|
| PATRICK MARLEAU     | 4  | 5 | 1 | 6  | -2  | 0  | 2  | 1  | 0  | 0  | 0  | 14 | 35.7 |
| DAN BOYLE           | 4  | 0 | 5 | 5  | -2  | 2  | 0  | 0  | 0  | 0  | 0  | 9  | 0.0  |
| DANY HEATLEY        | 4  | 0 | 2 | 2  | -4  | 6  | 0  | 0  | 0  | 0  | 0  | 14 | 0.0  |
| JOE PAVELSKI        | 4  | 0 | 2 | 2  | -1  | 0  | 0  | 0  | 0  | 0  | 0  | 13 | 0.0  |
| LOGAN COUTURE       | 4  | 1 | 0 | 1  | -1  | 2  | 0  | 0  | 0  | 0  | 0  | 5  | 20.0 |
| JASON DEMERS        | 4  | 1 | 0 | 1  | 1   | 0  | 1  | 0  | 0  | 0  | 0  | 4  | 25.0 |
| DOUGLAS MURRAY      | 4  | 0 | 1 | 1  | -2  | 2  | 0  | 0  | 0  | 0  | 0  | 7  | 0.0  |
| DEVIN SETOGUCHI     | 4  | 0 | 1 | 1  | -2  | 2  | 0  | 0  | 0  | 0  | 0  | 14 | 0.0  |
| JOE THORNTON        | 4  | 0 | 1 | 1  | -5  | 2  | 0  | 0  | 0  | 0  | 0  | 10 | 0.0  |
| MARC-EDOUARD VLASIC | 4  | 0 | 1 | 1  | -1  | 0  | 0  | 0  | 0  | 0  | 0  | 3  | 0.0  |
| ROB BLAKE           | 4  | 0 | 0 | 0  | -1  | 2  | 0  | 0  | 0  | 0  | 0  | 11 | 0.0  |
| RYANE CLOWE         | 4  | 0 | 0 | 0  | -1  | 16 | 0  | 0  | 0  | 0  | 0  | 10 | 0.0  |
| KENT HUSKINS        | 4  | 0 | 0 | 0  | -3  | 0  | 0  | 0  | 0  | 0  | 0  | 1  | 0.0  |
| MANNY MALHOTRA      | 4  | 0 | 0 | 0  | -1  | 0  | 0  | 0  | 0  | 0  | 0  | 7  | 0.0  |
| JAMIE MCGINN        | 4  | 0 | 0 | 0  | 0   | 0  | 0  | 0  | 0  | 0  | 0  | 3  | 0.0  |
| TORREY MITCHELL     | 4  | 0 | 0 | 0  | -1  | 0  | 0  | 0  | 0  | 0  | 0  | 6  | 0.0  |
| SCOTT NICHOL        | 4  | 0 | 0 | 0  | -1  | 0  | 0  | 0  | 0  | 0  | 0  | 3  | 0.0  |
| NICLAS WALLIN       | 4  | 0 | 0 | 0  | -3  | 2  | 0  | 0  | 0  | 0  | 0  | 2  | 0.0  |

POWER PLAY: 3-14 (21.4%) PENALTY KILLING: 8-11 (72.7%)

| GOALTENDING SHARKS | GP | MIN | GA | Avg  | EN | SO | W | L | SHOTS | SAVE% |
|--------------------|----|-----|----|------|----|----|---|---|-------|-------|
| EVGENI NABOKOV     | 4  | 248 | 12 | 2.90 | 1  | 0  | 0 | 4 | 126   | .905  |



## 2009 SHARKS PLAYOFF SUMMARY

# WESTERN CONFERENCE QUARTERFINALS

## ANAHEIM DUCKS (#8) VS. SAN JOSE SHARKS (#1)

### SHARKS SUMMARY: WON-2 LOST-4

| DATE     | SCORE                  | ATT.   | GOALTENDERS    | GW GOAL           |
|----------|------------------------|--------|----------------|-------------------|
| APRIL 16 | @ SHARKS 0; DUCKS 2    | 17,496 | NABOKOV/HILLER | SCOTT NIEDERMAYER |
| APRIL 19 | @ SHARKS 2; DUCKS 3    | 17,496 | NABOKOV/HILLER | BOBBY RYAN        |
| APRIL 21 | SHARKS 4; @ DUCKS 3    | 16,277 | NABOKOV/HILLER | PATRICK MARLEAU   |
| APRIL 23 | SHARKS 0; @ DUCKS 4    | 16,830 | NABOKOV/HILLER | BOBBY RYAN        |
| APRIL 25 | @ SHARKS 3; DUCKS 2 OT | 17,496 | NABOKOV/HILLER | PATRICK MARLEAU   |
| APRIL 27 | SHARKS 1; @ DUCKS 4    | 17,174 | NABOKOV/HILLER | TEEMU SELANNE     |

| GOALS BY PERIOD | 1ST | 2ND | 3RD | OT | TOTAL | SHOTS BY PERIOD | 1ST | 2ND | 3RD | OT | TOTAL |
|-----------------|-----|-----|-----|----|-------|-----------------|-----|-----|-----|----|-------|
| SHARKS          | 4   | 3   | 2   | 1  | 10    | SHARKS          | 82  | 74  | 67  | 7  | 230   |
| DUCKS           | 4   | 5   | 9   | 0  | 18    | DUCKS           | 48  | 58  | 47  | 3  | 156   |

## INDIVIDUAL SCORING

| SHARKS              | GP | G | A | TP | +/- | PM | PP | SH | GW | GT | EN | S  | PCTG |
|---------------------|----|---|---|----|-----|----|----|----|----|----|----|----|------|
| JOE THORNTON        | 6  | 1 | 4 | 5  | -3  | 5  | 1  | 0  | 0  | 0  | 0  | 17 | 5.9  |
| DAN BOYLE           | 6  | 2 | 2 | 4  | -1  | 8  | 1  | 0  | 0  | 0  | 0  | 18 | 11.1 |
| ROBERT BLAKE        | 6  | 1 | 3 | 4  | -5  | 4  | 0  | 0  | 0  | 0  | 0  | 26 | 3.8  |
| PATRICK MARLEAU     | 6  | 2 | 1 | 3  | 0   | 8  | 1  | 0  | 2  | 1  | 0  | 12 | 16.7 |
| DEVIN SETOGUCHI     | 6  | 1 | 2 | 3  | -1  | 2  | 0  | 0  | 0  | 0  | 0  | 17 | 5.9  |
| JONATHAN CHEECHOO   | 6  | 1 | 1 | 2  | 1   | 4  | 0  | 0  | 0  | 0  | 0  | 17 | 5.9  |
| RYANE CLOWE         | 6  | 1 | 1 | 2  | -4  | 8  | 0  | 0  | 0  | 0  | 0  | 11 | 9.1  |
| MILAN MICHALEK      | 6  | 1 | 0 | 1  | -3  | 2  | 1  | 0  | 0  | 0  | 0  | 20 | 5.0  |
| JEREMY ROENICK      | 6  | 0 | 1 | 1  | -1  | 12 | 0  | 0  | 0  | 0  | 0  | 11 | 0    |
| JOE PAVELSKI        | 6  | 0 | 1 | 1  | -3  | 9  | 0  | 0  | 0  | 0  | 0  | 18 | 0    |
| MARC-EDOUARD VLASIC | 6  | 0 | 1 | 1  | -6  | 0  | 0  | 0  | 0  | 0  | 0  | 5  | 0    |
| CLAUDE LEMIEUX      | 1  | 0 | 0 | 0  | 0   | 0  | 0  | 0  | 0  | 0  | 0  | 1  | 0    |
| JODY SHELLEY        | 1  | 0 | 0 | 0  | 0   | 0  | 0  | 0  | 0  | 0  | 0  | 0  | 0    |
| TORREY MITCHELL     | 4  | 0 | 0 | 0  | -1  | 2  | 0  | 0  | 0  | 0  | 9  | 0  | 0    |
| MIKE GRIER          | 6  | 0 | 0 | 0  | -2  | 6  | 0  | 0  | 0  | 0  | 0  | 8  | 0    |
| BRAD LUKOWICH       | 6  | 0 | 0 | 0  | 1   | 0  | 0  | 0  | 0  | 0  | 0  | 6  | 0    |
| EVGENI NABOKOV      | 6  | 0 | 0 | 0  | 0   | 0  | 0  | 0  | 0  | 0  | 0  | 0  | 0    |
| DOUGLAS MURRAY      | 6  | 0 | 0 | 0  | -1  | 9  | 0  | 0  | 0  | 0  | 0  | 3  | 0    |
| TRAVIS MOEN         | 6  | 0 | 0 | 0  | -4  | 2  | 0  | 0  | 0  | 0  | 0  | 4  | 0    |
| MARCEL GOC          | 6  | 0 | 0 | 0  | -2  | 2  | 0  | 0  | 0  | 0  | 0  | 7  | 0    |
| CHRISTIAN EHRHOFF   | 6  | 0 | 0 | 0  | -2  | 2  | 0  | 0  | 0  | 0  | 0  | 20 | 0    |

POWER PLAY: 4-24 (16.7%) PENALTY KILLING: 5-23 (78.3%)

| GOALTENDING SHARKS | GP | MIN | GA | Avg  | EN | SO | W | L | SHOTS | SAVE% |
|--------------------|----|-----|----|------|----|----|---|---|-------|-------|
| EVGENI NABOKOV     | 6  | 362 | 17 | 2.82 | 1  | 0  | 2 | 4 | 155   | .890  |

## 2008 SHARKS PLAYOFF SUMMARY

WESTERN CONFERENCE QUARTERFINALS  
 CALGARY FLAMES (#7) VS. SAN JOSE SHARKS (#2)  
 SHARKS SUMMARY: WON-4 LOST-3

| DATE     | SCORE                | ATT.   | GOALTENDERS               | GW GOAL           |
|----------|----------------------|--------|---------------------------|-------------------|
| APRIL 9  | @ SHARKS 2; FLAMES 3 | 17,496 | NABOKOV/KIPRUSOFF         | STEPHANE YELLE    |
| APRIL 10 | @ SHARKS 2; FLAMES 0 | 17,496 | NABOKOV/KIPRUSOFF         | JOE PAVELSKI      |
| APRIL 13 | SHARKS 3; @ FLAMES 4 | 19,289 | NABOKOV/KIPRUSOFF, JOSEPH | OWEN NOLAN        |
| APRIL 15 | SHARKS 3; @ FLAMES 2 | 19,289 | NABOKOV/KIPRUSOFF         | JOE THORNTON      |
| APRIL 17 | @ SHARKS 4; FLAMES 3 | 17,496 | NABOKOV/KIPRUSOFF         | JONATHAN CHEECHOO |
| APRIL 20 | SHARKS 0; @ FLAMES 2 | 19,289 | NABOKOV/KIPRUSOFF         | OWEN NOLAN        |
| APRIL 22 | @ SHARKS 5; FLAMES 3 | 17,496 | NABOKOV/JOSEPH, KIPRUSOFF | JOE PAVELSKI      |

| GOALS BY PERIOD | 1ST | 2ND | 3RD | OT | TOTAL | SHOTS BY PERIOD | 1ST | 2ND | 3RD | OT | TOTAL |
|-----------------|-----|-----|-----|----|-------|-----------------|-----|-----|-----|----|-------|
| SHARKS          | 5   | 9   | 5   | 0  | 19    | SHARKS          | 57  | 106 | 66  | 0  | 229   |
| FLAMES          | 6   | 6   | 5   | 0  | 17    | FLAMES          | 52  | 58  | 52  | 0  | 162   |

## INDIVIDUAL SCORING

| SHARKS              | GP | G | A | TP | +/- | PM | PP | SH | GW | GT | EN | S  | PCTG |
|---------------------|----|---|---|----|-----|----|----|----|----|----|----|----|------|
| RYANE CLOWE         | 7  | 4 | 4 | 8  | 1   | 8  | 2  | 0  | 0  | 0  | 0  | 30 | 13.3 |
| JOE PAVELSKI        | 7  | 3 | 4 | 7  | 3   | 0  | 1  | 0  | 2  | 0  | 0  | 27 | 11.1 |
| JOE THORNTON        | 7  | 2 | 5 | 7  | 1   | 0  | 1  | 0  | 1  | 0  | 0  | 14 | 14.3 |
| PATRICK MARLEAU     | 7  | 2 | 4 | 6  | 0   | 2  | 0  | 0  | 0  | 0  | 0  | 24 | 8.3  |
| JONATHAN CHEECHOO   | 7  | 3 | 2 | 5  | 1   | 2  | 0  | 0  | 1  | 0  | 0  | 18 | 16.7 |
| JEREMY ROENICK      | 6  | 2 | 2 | 4  | 0   | 0  | 1  | 0  | 0  | 0  | 0  | 7  | 28.6 |
| BRIAN CAMPBELL      | 7  | 0 | 3 | 3  | -1  | 0  | 0  | 0  | 0  | 0  | 0  | 11 | 0.0  |
| CRAIG RIVET         | 7  | 0 | 3 | 3  | -1  | 6  | 0  | 0  | 0  | 0  | 0  | 13 | 0.0  |
| CHRISTIAN EHRHOFF   | 4  | 0 | 3 | 3  | 4   | 6  | 0  | 0  | 0  | 0  | 0  | 6  | 0.0  |
| DOUGLAS MURRAY      | 7  | 1 | 1 | 2  | 0   | 0  | 0  | 0  | 0  | 0  | 0  | 11 | 9.1  |
| DEVIN SETOGUCHI     | 4  | 1 | 1 | 2  | 0   | 0  | 0  | 0  | 0  | 0  | 0  | 7  | 14.3 |
| TORREY MITCHELL     | 7  | 1 | 0 | 1  | 0   | 8  | 1  | 0  | 0  | 0  | 0  | 10 | 10.0 |
| MIKE GRIER          | 7  | 0 | 1 | 1  | 1   | 0  | 0  | 0  | 0  | 0  | 0  | 13 | 0.0  |
| MARC-EDOUARD VLASIC | 7  | 0 | 1 | 1  | 3   | 0  | 0  | 0  | 0  | 0  | 0  | 10 | 0.0  |
| MILAN MICHALEK      | 7  | 0 | 0 | 0  | 2   | 2  | 0  | 0  | 0  | 0  | 0  | 7  | 0.0  |
| MATT CARLE          | 6  | 0 | 0 | 0  | 1   | 4  | 0  | 0  | 0  | 0  | 0  | 2  | 0.0  |
| JODY SHELLEY        | 6  | 0 | 0 | 0  | -1  | 2  | 0  | 0  | 0  | 0  | 0  | 1  | 0.0  |
| KYLE MCLAREN        | 5  | 0 | 0 | 0  | -2  | 6  | 0  | 0  | 0  | 0  | 0  | 0  | 0.0  |
| PATRICK RISSMILLER  | 5  | 0 | 0 | 0  | -1  | 4  | 0  | 0  | 0  | 0  | 0  | 12 | 0.0  |
| CURTIS BROWN        | 4  | 0 | 0 | 0  | -2  | 2  | 0  | 0  | 0  | 0  | 0  | 2  | 0.0  |
| MARCEL GOC          | 1  | 0 | 0 | 0  | 1   | 0  | 0  | 0  | 0  | 0  | 0  | 1  | 0.0  |
| ALEXEI SEMENOV      | 1  | 0 | 0 | 0  | 0   | 0  | 0  | 0  | 0  | 0  | 0  | 3  | 0.0  |

POWER PLAY: 6-31 (19.4%) PENALTY KILLING: 16-22 (72.7%)

| GOALTENDING SHARKS | GP | MIN | GA | Avg  | EN | SO | W | L | SHOTS | SAVE% |
|--------------------|----|-----|----|------|----|----|---|---|-------|-------|
| EVGENI NABOKOV     | 7  | 416 | 17 | 2.45 | 0  | 1  | 4 | 3 | 162   | .895  |



## 2008 SHARKS PLAYOFF SUMMARY

# WESTERN CONFERENCE SEMIFINALS

## DALLAS STARS (#5) VS. SAN JOSE SHARKS (#2)

### SHARKS SUMMARY: WON-2 LOST-4

| DATE     | SCORE                   | ATT.   | GOALTENDERS            | GW GOAL          |
|----------|-------------------------|--------|------------------------|------------------|
| APRIL 25 | @ SHARKS 2; STARS 3 OT  | 17,496 | NABOKOV/TURCO          | BRENDEN MORROW   |
| APRIL 27 | @ SHARKS 2; STARS 5     | 17,496 | NABOKOV, BOUCHER/TURCO | MIKE MODANO      |
| APRIL 29 | SHARKS 1; @ STARS 2 OT  | 18,532 | NABOKOV/TURCO          | MATTIAS NORSTROM |
| APRIL 30 | SHARKS 2; @ STARS 1     | 18,584 | NABOKOV/TURCO          | MILAN MICHALEK   |
| May 2    | @ SHARKS 3; STARS 2 OT  | 17,496 | NABOKOV/TURCO          | JOE PAVELSKI     |
| May 4    | SHARKS 1; @ STARS 2 4OT | 18,532 | NABOKOV/TURCO          | BRENDEN MORROW   |

| GOALS BY PERIOD | 1ST | 2ND | 3RD | OT | TOTAL | SHOTS BY PERIOD | 1ST | 2ND | 3RD | OT | TOTAL |
|-----------------|-----|-----|-----|----|-------|-----------------|-----|-----|-----|----|-------|
| SHARKS          | 2   | 3   | 5   | 1  | 11    | SHARKS          | 49  | 53  | 49  | 35 | 186   |
| STARS           | 1   | 6   | 5   | 3  | 15    | STARS           | 40  | 46  | 46  | 40 | 172   |

## INDIVIDUAL SCORING

| SHARKS              | GP | G | A | TP | +/- | PM | PP | SH | GW | GT | EN | S  | PCTG |
|---------------------|----|---|---|----|-----|----|----|----|----|----|----|----|------|
| MILAN MICHALEK      | 6  | 4 | 0 | 4  | 3   | 2  | 1  | 0  | 1  | 0  | 0  | 16 | 25.0 |
| BRIAN CAMPBELL      | 6  | 1 | 3 | 4  | 4   | 4  | 0  | 0  | 0  | 0  | 0  | 11 | 9.1  |
| JONATHAN CHEECHOO   | 6  | 1 | 2 | 3  | 2   | 2  | 0  | 0  | 0  | 0  | 0  | 16 | 6.2  |
| CRAIG RIVET         | 6  | 0 | 3 | 3  | 3   | 10 | 0  | 0  | 0  | 0  | 0  | 4  | 0.0  |
| JOE THORNTON        | 6  | 0 | 3 | 3  | 2   | 2  | 0  | 0  | 0  | 0  | 0  | 15 | 0.0  |
| PATRICK MARLEAU     | 6  | 2 | 0 | 2  | -2  | 0  | 0  | 2  | 0  | 0  | 0  | 21 | 9.5  |
| JOE PAVELSKI        | 6  | 2 | 0 | 2  | 0   | 0  | 1  | 0  | 1  | 1  | 0  | 17 | 11.8 |
| CHRISTIAN EHRHOFF   | 6  | 0 | 2 | 2  | -3  | 8  | 0  | 0  | 0  | 0  | 0  | 3  | 0.0  |
| TORREY MITCHELL     | 6  | 0 | 2 | 2  | -2  | 2  | 0  | 0  | 0  | 0  | 0  | 10 | 0.0  |
| RYANE CLOWE         | 6  | 1 | 0 | 1  | -3  | 4  | 0  | 0  | 0  | 0  | 0  | 11 | 9.1  |
| JEREMY ROENICK      | 6  | 0 | 1 | 1  | 0   | 2  | 0  | 0  | 0  | 0  | 0  | 13 | 0.0  |
| MATT CARLE          | 5  | 0 | 1 | 1  | -1  | 0  | 0  | 0  | 0  | 0  | 0  | 5  | 0.0  |
| MIKE GRIER          | 6  | 0 | 0 | 0  | -3  | 2  | 0  | 0  | 0  | 0  | 0  | 9  | 0.0  |
| DOUGLAS MURRAY      | 6  | 0 | 0 | 0  | 0   | 2  | 0  | 0  | 0  | 0  | 0  | 8  | 0.0  |
| MARC-EDOUARD VLASIC | 6  | 0 | 0 | 0  | -5  | 0  | 0  | 0  | 0  | 0  | 0  | 5  | 0.0  |
| DEVIN SETOGUCHI     | 5  | 0 | 0 | 0  | -2  | 2  | 0  | 0  | 0  | 0  | 0  | 5  | 0.0  |
| TOMAS PLIHAL        | 4  | 0 | 0 | 0  | 1   | 0  | 0  | 0  | 0  | 0  | 0  | 9  | 0.0  |
| CURTIS BROWN        | 3  | 0 | 0 | 0  | 0   | 2  | 0  | 0  | 0  | 0  | 0  | 3  | 0.0  |
| MARCEL GOC          | 3  | 0 | 0 | 0  | 0   | 2  | 0  | 0  | 0  | 0  | 0  | 4  | 0.0  |
| PATRICK RISSMILLER  | 3  | 0 | 0 | 0  | -2  | 0  | 0  | 0  | 0  | 0  | 0  | 1  | 0.0  |
| ALEXEI SEMENOV      | 1  | 0 | 0 | 0  | 0   | 2  | 0  | 0  | 0  | 0  | 0  | 0  | 0.0  |

POWER PLAY: 2-25 (8.0%) PENALTY KILLING: 17-22 (77.3%)

| GOALTENDING SHARKS | GP | MIN | GA | Avg  | EN | SO | W | L | SHOTS | SAVE% |
|--------------------|----|-----|----|------|----|----|---|---|-------|-------|
| EVGENI NABOKOV     | 6  | 437 | 14 | 1.92 | 0  | 0  | 2 | 4 | 171   | .918  |
| BRIAN BOUCHER      | 1  | 2   | 0  | 0.00 | 1  | 0  | 0 | 0 | 0     | .000  |

## 2007 SHARKS PLAYOFF SUMMARY

**WESTERN CONFERENCE QUARTERFINALS**  
**SAN JOSE SHARKS (#5) VS. NASHVILLE PREDATORS (#4)**  
**SHARKS SUMMARY: WON-4 LOST-1**

| DATE     | SCORE                      | ATT.   | GOALTENDERS    | GW GOAL       |
|----------|----------------------------|--------|----------------|---------------|
| APRIL 11 | SHARKS 5; @ PREDATORS 4 OT | 17,113 | NABOKOV/VOKOUN | P. RISSMILLER |
| APRIL 13 | SHARKS 2; @ PREDATORS 5    | 17,113 | NABOKOV/VOKOUN | J-P DUMONT    |
| APRIL 16 | @ SHARKS 3; PREDATORS 2    | 17,496 | NABOKOV/VOKOUN | RYANE CLOWE   |
| APRIL 18 | @ SHARKS 3; PREDATORS 1    | 17,496 | NABOKOV/VOKOUN | M. MICHALEK   |
| APRIL 20 | SHARKS 3; @ PREDATORS 2    | 17,113 | NABOKOV/VOKOUN | P. MARLEAU    |

| GOALS BY PERIOD | 1ST | 2ND | 3RD | OT | TOTAL | SHOTS BY PERIOD | 1ST | 2ND | 3RD | OT | TOTAL |
|-----------------|-----|-----|-----|----|-------|-----------------|-----|-----|-----|----|-------|
| SHARKS          | 4   | 8   | 3   | 1  | 16    | SHARKS          | 56  | 57  | 36  | 14 | 163   |
| PREDATORS       | 3   | 7   | 4   | 0  | 14    | PREDATORS       | 40  | 38  | 39  | 17 | 134   |

## INDIVIDUAL SCORING

| SHARKS              | GP | G | A | TP | +/- | PM | PP | SH | GW | GT | EN | S  | PCTG |
|---------------------|----|---|---|----|-----|----|----|----|----|----|----|----|------|
| PATRICK MARLEAU     | 5  | 3 | 3 | 6  | 0   | 0  | 1  | 0  | 1  | 0  | 0  | 17 | 17.6 |
| JOE THORNTON        | 5  | 0 | 6 | 6  | 2   | 0  | 0  | 0  | 0  | 0  | 0  | 11 | 0.0  |
| CRAIG RIVET         | 5  | 2 | 3 | 5  | -3  | 8  | 1  | 0  | 0  | 0  | 0  | 17 | 11.8 |
| MILAN MICHALEK      | 5  | 4 | 0 | 4  | 1   | 2  | 0  | 0  | 1  | 0  | 0  | 15 | 26.7 |
| RYANE CLOWE         | 5  | 3 | 0 | 3  | 0   | 17 | 0  | 0  | 1  | 0  | 0  | 5  | 60.0 |
| MATT CARLE          | 5  | 1 | 2 | 3  | 2   | 0  | 0  | 0  | 0  | 0  | 0  | 8  | 12.5 |
| JONATHAN CHEECHOO   | 5  | 0 | 3 | 3  | 2   | 0  | 0  | 0  | 0  | 0  | 0  | 12 | 0.0  |
| MIKE GRIER          | 5  | 1 | 1 | 2  | -1  | 25 | 0  | 0  | 0  | 0  | 0  | 23 | 4.3  |
| PATRICK RISSMILLER  | 5  | 1 | 1 | 2  | 0   | 0  | 0  | 0  | 1  | 1  | 0  | 7  | 14.3 |
| CHRISTIAN EHRHOFF   | 5  | 0 | 2 | 2  | 3   | 2  | 0  | 0  | 0  | 0  | 0  | 8  | 0.0  |
| BILL GUERIN         | 5  | 0 | 2 | 2  | -1  | 10 | 0  | 0  | 0  | 0  | 0  | 15 | 0.0  |
| SCOTT HANNAN        | 5  | 0 | 2 | 2  | 3   | 17 | 0  | 0  | 0  | 0  | 0  | 1  | 0.0  |
| JOE PAVELSKI        | 3  | 1 | 0 | 1  | 2   | 0  | 0  | 0  | 0  | 0  | 0  | 5  | 20.0 |
| STEVE BERNIER       | 5  | 0 | 1 | 1  | 2   | 2  | 0  | 0  | 0  | 0  | 0  | 6  | 0.0  |
| CURTIS BROWN        | 5  | 0 | 1 | 1  | 0   | 2  | 0  | 0  | 0  | 0  | 0  | 4  | 0.0  |
| MARCEL GOC          | 5  | 0 | 1 | 1  | 1   | 2  | 0  | 0  | 0  | 0  | 0  | 4  | 0.0  |
| KYLE MCLAREN        | 5  | 0 | 1 | 1  | 1   | 4  | 0  | 0  | 0  | 0  | 0  | 2  | 0.0  |
| MARC-EDOUARD VLASIC | 5  | 0 | 1 | 1  | 2   | 0  | 0  | 0  | 0  | 0  | 0  | 1  | 0.0  |
| MARK BELL           | 2  | 0 | 0 | 0  | -1  | 2  | 0  | 0  | 0  | 0  | 0  | 2  | 0.0  |

POWER PLAY: 2-30 (6.7%) PENALTY KILLING: 19-22 (86.4%)

| GOALTENDING SHARKS | GP | MIN | GA | Avg  | EN | SO | W | L | SHOTS | SAVE% |
|--------------------|----|-----|----|------|----|----|---|---|-------|-------|
| EVGENI NABOKOV     | 5  | 327 | 13 | 2.39 | 0  | 0  | 4 | 1 | 133   | .902  |



## 2007 SHARKS PLAYOFF SUMMARY

### WESTERN CONFERENCE SEMIFINALS SAN JOSE SHARKS (#5) VS. DETROIT RED WINGS (#1) SHARKS SUMMARY: WON-2 LOST-4

| DATE     | SCORE                      | ATT.   | GOALTENDERS   | GW GOAL       |
|----------|----------------------------|--------|---------------|---------------|
| APRIL 26 | SHARKS 2; @ RED WINGS 0    | 18,712 | NABOKOV/HASEK | MATT CARLE    |
| APRIL 28 | SHARKS 2; @ RED WINGS 3    | 19,113 | NABOKOV/HASEK | PAVEL DATSYUK |
| APRIL 30 | @ SHARKS 2; RED WINGS 1    | 17,496 | NABOKOV/HASEK | J. CHEECHOO   |
| MAY 2    | @ SHARKS 2; RED WINGS 3 OT | 17,496 | NABOKOV/HASEK | M. SCHNEIDER  |
| MAY 5    | SHARKS 1; @ RED WINGS 4    | 19,937 | NABOKOV/HASEK | PAVEL DATSYUK |
| MAY 7    | @ SHARKS 0; RED WINGS 2    | 17,496 | NABOKOV/HASEK | M. SAMUELSSON |

| GOALS BY PERIOD | 1ST | 2ND | 3RD | OT | TOTAL | SHOTS BY PERIOD | 1ST | 2ND | 3RD | OT | TOTAL |
|-----------------|-----|-----|-----|----|-------|-----------------|-----|-----|-----|----|-------|
| SHARKS          | 6   | 2   | 1   | 0  | 9     | SHARKS          | 55  | 32  | 51  | 6  | 144   |
| RED WINGS       | 4   | 3   | 5   | 1  | 13    | RED WINGS       | 59  | 59  | 60  | 12 | 190   |

#### INDIVIDUAL SCORING

| SHARKS              | GP | G | A | TP | +/- | PM | PP | SH | GW | GT | EN | S  | PCTG |
|---------------------|----|---|---|----|-----|----|----|----|----|----|----|----|------|
| JOE THORNTON        | 6  | 1 | 4 | 5  | 0   | 10 | 0  | 0  | 0  | 0  | 0  | 12 | 8.3  |
| JONATHAN CHEECHOO   | 6  | 3 | 0 | 3  | -1  | 6  | 1  | 0  | 1  | 0  | 0  | 15 | 20.0 |
| RYANE CLOWE         | 6  | 1 | 2 | 3  | -2  | 0  | 0  | 0  | 0  | 0  | 0  | 9  | 11.1 |
| KYLE MCLAREN        | 6  | 0 | 3 | 3  | -3  | 6  | 0  | 0  | 0  | 0  | 0  | 5  | 0.0  |
| MARCEL GOC          | 6  | 2 | 0 | 2  | 2   | 2  | 0  | 0  | 0  | 0  | 0  | 12 | 16.7 |
| MATT CARLE          | 6  | 1 | 1 | 2  | 1   | 0  | 1  | 0  | 1  | 0  | 0  | 4  | 25.0 |
| MIKE GRIER          | 6  | 1 | 1 | 2  | 2   | 2  | 0  | 0  | 0  | 0  | 0  | 8  | 12.5 |
| MILAN MICHALEK      | 6  | 0 | 2 | 2  | 2   | 2  | 0  | 0  | 0  | 0  | 0  | 12 | 0.0  |
| PATRICK RISSMILLER  | 6  | 0 | 2 | 2  | 1   | 0  | 0  | 0  | 0  | 0  | 0  | 11 | 0.0  |
| CURTIS BROWN        | 6  | 0 | 1 | 1  | 1   | 0  | 0  | 0  | 0  | 0  | 0  | 6  | 0.0  |
| STEVE BERNIER       | 6  | 0 | 0 | 0  | 0   | 0  | 0  | 0  | 0  | 0  | 0  | 9  | 0.0  |
| CHRISTIAN EHRHOFF   | 6  | 0 | 0 | 0  | -2  | 4  | 0  | 0  | 0  | 0  | 0  | 4  | 0.0  |
| SCOTT HANNAN        | 6  | 0 | 0 | 0  | 1   | 16 | 0  | 0  | 0  | 0  | 0  | 5  | 0.0  |
| PATRICK MARLEAU     | 6  | 0 | 0 | 0  | -5  | 2  | 0  | 0  | 0  | 0  | 0  | 11 | 0.0  |
| CRAIG RIVET         | 6  | 0 | 0 | 0  | -2  | 10 | 0  | 0  | 0  | 0  | 0  | 4  | 0.0  |
| MARC-EDOUARD VLASIC | 6  | 0 | 0 | 0  | 3   | 2  | 0  | 0  | 0  | 0  | 0  | 2  | 0.0  |
| BILL GUERIN         | 4  | 0 | 0 | 0  | -2  | 2  | 0  | 0  | 0  | 0  | 0  | 7  | 0.0  |
| JOE PAVELSKI        | 3  | 0 | 0 | 0  | 0   | 0  | 0  | 0  | 0  | 0  | 0  | 1  | 0.0  |
| MARK SMITH          | 3  | 0 | 0 | 0  | 0   | 4  | 0  | 0  | 0  | 0  | 0  | 7  | 0.0  |
| MARK BELL           | 2  | 0 | 0 | 0  | -1  | 0  | 0  | 0  | 0  | 0  | 0  | 0  | 0.0  |

POWER PLAY: 2-27 (7.4%) PENALTY KILLING: 20-25 (80.0%)

| GOALTENDING SHARKS | GP | MIN | GA | AVG  | EN | SO | W | L | SHOTS | SAVE% |
|--------------------|----|-----|----|------|----|----|---|---|-------|-------|
| EVGENI NABOKOV     | 6  | 374 | 13 | 1.90 | 0  | 1  | 2 | 4 | 190   | .932  |



## 2006 SHARKS PLAYOFF SUMMARY

**WESTERN CONFERENCE QUARTERFINALS**  
**SAN JOSE SHARKS (#5) VS. NASHVILLE PREDATORS (#4)**  
**SHARKS SUMMARY: WON-4 LOST-1**

| DATE     | SCORE                   | ATT.   | GOALTENDERS   | GW GOAL       |
|----------|-------------------------|--------|---------------|---------------|
| APRIL 21 | SHARKS 3; @ PREDATORS 4 | 17,113 | TOSKALA/MASON | ADAM HALL     |
| APRIL 23 | SHARKS 3; @ PREDATORS 0 | 16,707 | TOSKALA/MASON | J. CHEECHOO   |
| APRIL 25 | @ SHARKS 4; PREDATORS 1 | 17,496 | TOSKALA/MASON | STEVE BERNIER |
| APRIL 27 | @ SHARKS 5; PREDATORS 4 | 17,496 | TOSKALA/MASON | P. MARLEAU    |
| APRIL 30 | SHARKS 2; @ PREDATORS 1 | 16,061 | TOSKALA/MASON | P. MARLEAU    |

| GOALS BY PERIOD | 1ST | 2ND | 3RD | OT | TOTAL | SHOTS BY PERIOD | 1ST | 2ND | 3RD | OT | TOTAL |
|-----------------|-----|-----|-----|----|-------|-----------------|-----|-----|-----|----|-------|
| SHARKS          | 6   | 7   | 4   | 0  | 17    | SHARKS          | 60  | 59  | 52  | 0  | 171   |
| PREDATORS       | 5   | 1   | 4   | 0  | 10    | PREDATORS       | 45  | 46  | 46  | 0  | 137   |

## INDIVIDUAL SCORING

| SHARKS             | GP | G | A | TP | +/- | PM | PP | SH | GW | GT | EN | S  | PCTG |
|--------------------|----|---|---|----|-----|----|----|----|----|----|----|----|------|
| PATRICK MARLEAU    | 5  | 7 | 1 | 8  | 1   | 4  | 4  | 0  | 2  | 0  | 0  | 18 | 38.9 |
| TOM PREISSING      | 5  | 0 | 6 | 6  | 1   | 2  | 0  | 0  | 0  | 0  | 0  | 7  | 0.0  |
| CHRISTIAN EHRHOFF  | 5  | 0 | 5 | 5  | 3   | 12 | 0  | 0  | 0  | 0  | 0  | 12 | 0.0  |
| JONATHAN CHEECHOO  | 5  | 2 | 2 | 4  | 0   | 4  | 1  | 0  | 1  | 0  | 0  | 25 | 8.0  |
| JOE THORNTON       | 5  | 0 | 4 | 4  | -2  | 4  | 0  | 0  | 0  | 0  | 0  | 10 | 0.0  |
| MARK SMITH         | 5  | 3 | 0 | 3  | 3   | 2  | 1  | 0  | 0  | 0  | 0  | 19 | 15.8 |
| STEVE BERNIER      | 5  | 1 | 2 | 3  | 2   | 6  | 1  | 0  | 1  | 0  | 0  | 10 | 10.0 |
| MATT CARLE         | 5  | 0 | 3 | 3  | 1   | 0  | 0  | 0  | 0  | 0  | 0  | 8  | 0.0  |
| NILS EKMAN         | 5  | 1 | 1 | 2  | -2  | 2  | 1  | 0  | 0  | 0  | 0  | 14 | 7.1  |
| MILAN MICHALEK     | 5  | 1 | 1 | 2  | 2   | 6  | 1  | 0  | 0  | 0  | 0  | 13 | 7.7  |
| MARCEL GOC         | 5  | 0 | 2 | 2  | 2   | 0  | 0  | 0  | 0  | 0  | 0  | 2  | 0.0  |
| KYLE McLAREN       | 5  | 0 | 2 | 2  | 2   | 4  | 0  | 0  | 0  | 0  | 0  | 1  | 0.0  |
| PATRICK RISSMILLER | 5  | 1 | 0 | 1  | 2   | 0  | 0  | 0  | 0  | 0  | 0  | 3  | 33.3 |
| SCOTT THORNTON     | 5  | 1 | 0 | 1  | 0   | 2  | 0  | 0  | 0  | 0  | 0  | 8  | 12.5 |
| SCOTT HANNAN       | 5  | 0 | 1 | 1  | 2   | 2  | 0  | 0  | 0  | 0  | 0  | 5  | 0.0  |
| VILLE NIEMINEN     | 5  | 0 | 1 | 1  | 1   | 20 | 0  | 0  | 0  | 0  | 0  | 10 | 0.0  |
| ALYN McCaULEY      | 4  | 0 | 1 | 1  | 1   | 2  | 0  | 0  | 0  | 0  | 0  | 4  | 0.0  |
| JOSH GORGES        | 5  | 0 | 0 | 0  | 1   | 2  | 0  | 0  | 0  | 0  | 0  | 2  | 0.0  |
| GRANT STEVENSON    | 1  | 0 | 0 | 0  | 0   | 2  | 0  | 0  | 0  | 0  | 0  | 0  | 0.0  |

POWER PLAY: 9-37 (24.3%) PENALTY KILLING: 26-32 (81.2%)

| GOALTENDING SHARKS | GP | MIN | GA | Avg  | EN | SO | W | L | SHOTS | SAVE% |
|--------------------|----|-----|----|------|----|----|---|---|-------|-------|
| VESA TOSKALA       | 5  | 298 | 10 | 2.01 | 0  | 1  | 4 | 1 | 137   | .927  |



## 2006 SHARKS PLAYOFF SUMMARY

WESTERN CONFERENCE SEMIFINALS  
 SAN JOSE SHARKS (#5) VS. EDMONTON OILERS (#8)  
 SHARKS SUMMARY: WON-2 LOST-4

PLAYOFFS

| DATE   | SCORE                    | ATT.   | GOALTENDERS                 | GW GOAL     |
|--------|--------------------------|--------|-----------------------------|-------------|
| MAY 7  | @ SHARKS 2; OILERS 1     | 17,496 | TOSKALA/ROLOSON             | C. EHRHOFF  |
| MAY 8  | @ SHARKS 2; OILERS 1     | 17,496 | TOSKALA/ROLOSON             | J. THORNTON |
| MAY 10 | SHARKS 2; @ OILERS 3 3OT | 16,839 | TOSKALA/ROLOSON             | S. HORCOFF  |
| MAY 12 | SHARKS 3; @ OILERS 6     | 16,839 | TOSKALA-NABOKOV/<br>ROLOSON | J. SMITH    |
| MAY 14 | @ SHARKS 3; OILERS 6     | 17,496 | TOSKALA/ROLOSON             | F. PISANI   |
| MAY 17 | SHARKS 0; @ OILERS 2     | 16,839 | TOSKALA/ROLOSON             | M. PECA     |

| GOALS BY PERIOD | 1ST | 2ND | 3RD | OT | TOTAL | SHOTS BY PERIOD | 1ST | 2ND | 3RD | OT | TOTAL |
|-----------------|-----|-----|-----|----|-------|-----------------|-----|-----|-----|----|-------|
| SHARKS          | 4   | 6   | 2   | 0  | 12    | SHARKS          | 50  | 56  | 51  | 18 | 175   |
| OILERS          | 5   | 4   | 9   | 1  | 19    | OILERS          | 63  | 31  | 33  | 30 | 177   |

## INDIVIDUAL SCORING

| SHARKS             | GP | G | A | TP | +/- | PM | PP | SH | GW | GT | EN | S  | PCTG |
|--------------------|----|---|---|----|-----|----|----|----|----|----|----|----|------|
| PATRICK MARLEAU    | 6  | 2 | 4 | 6  | 1   | 4  | 0  | 0  | 0  | 0  | 0  | 20 | 10.0 |
| JONATHAN CHEECHOO  | 6  | 2 | 3 | 5  | -1  | 4  | 0  | 0  | 0  | 0  | 0  | 21 | 9.5  |
| JOE THORNTON       | 6  | 2 | 3 | 5  | -2  | 8  | 1  | 0  | 1  | 0  | 0  | 13 | 15.4 |
| CHRISTIAN EHRHOFF  | 6  | 2 | 1 | 3  | -1  | 6  | 1  | 0  | 1  | 0  | 0  | 15 | 13.3 |
| STEVE BERNIER      | 6  | 0 | 3 | 3  | 2   | 2  | 0  | 0  | 0  | 0  | 0  | 4  | 0.0  |
| MILAN MICHALEK     | 4  | 0 | 3 | 3  | 2   | 2  | 0  | 0  | 0  | 0  | 0  | 10 | 0.0  |
| NILS EKMAN         | 6  | 1 | 1 | 2  | 0   | 6  | 0  | 0  | 0  | 0  | 0  | 10 | 10.0 |
| PATRICK RISSMILLER | 6  | 1 | 1 | 2  | -1  | 6  | 0  | 6  | 0  | 0  | 0  | 8  | 12.5 |
| TOM PREISSING      | 6  | 1 | 0 | 1  | -1  | 2  | 0  | 0  | 0  | 0  | 0  | 11 | 9.1  |
| SCOTT THORNTON     | 6  | 1 | 0 | 1  | -1  | 4  | 0  | 0  | 0  | 0  | 0  | 15 | 6.7  |
| MARCEL GOC         | 6  | 0 | 1 | 1  | -2  | 0  | 0  | 0  | 0  | 0  | 0  | 7  | 0.0  |
| JOSH GORGES        | 6  | 0 | 1 | 1  | -2  | 2  | 0  | 0  | 0  | 0  | 0  | 4  | 0.0  |
| KYLE McLAREN       | 6  | 0 | 1 | 1  | 0   | 0  | 0  | 0  | 0  | 0  | 0  | 6  | 0.0  |
| VILLE NIEMINEN     | 6  | 0 | 1 | 1  | -2  | 4  | 0  | 0  | 0  | 0  | 0  | 8  | 0.0  |
| MATT CARLE         | 6  | 0 | 0 | 0  | 0   | 4  | 0  | 0  | 0  | 0  | 0  | 5  | 0.0  |
| SCOTT HANNAN       | 6  | 0 | 0 | 0  | -2  | 4  | 0  | 0  | 0  | 0  | 0  | 7  | 0.0  |
| MARK SMITH         | 6  | 0 | 0 | 0  | -1  | 4  | 0  | 0  | 0  | 0  | 0  | 4  | 0.0  |
| GRANT STEVENSON    | 4  | 0 | 0 | 0  | -1  | 2  | 0  | 0  | 0  | 0  | 0  | 6  | 0.0  |
| ALYN McCaULEY      | 2  | 0 | 0 | 0  | -1  | 2  | 0  | 0  | 0  | 0  | 0  | 0  | 0.0  |
| RYANE CLOWE        | 1  | 0 | 0 | 0  | -1  | 0  | 0  | 0  | 0  | 0  | 0  | 0  | 0.0  |
| ROB DAVISON        | 1  | 0 | 0 | 0  | 0   | 0  | 0  | 0  | 0  | 0  | 0  | 1  | 0.0  |

POWER PLAY: 2-35 (5.7%) PENALTY KILLING: 24-30 (80.0%)

| GOALTENDING SHARKS | GP | MIN | GA | AVG  | EN | SO | W | L | SHOTS | SAVE% |
|--------------------|----|-----|----|------|----|----|---|---|-------|-------|
| VESA TOSKALA       | 6  | 388 | 18 | 2.78 | 0  | 0  | 2 | 4 | 174   | .897  |
| EVGENI NABOKOV     | 1  | 12  | 1  | 5.17 | 0  | 0  | 0 | 0 | 4     | .750  |

## 2004 SHARKS PLAYOFF SUMMARY

**WESTERN CONFERENCE QUARTERFINALS**  
**SAN JOSE SHARKS (#2) VS. ST. LOUIS BLUES (#7)**  
**SHARKS SUMMARY: WON-4 LOST-1**

| DATE     | SCORE                  | ATT.   | GOALTENDERS           | GW GOAL       |
|----------|------------------------|--------|-----------------------|---------------|
| APRIL 8  | @ SHARKS 1; BLUES 0 OT | 17,496 | NABOKOV/OSGOOD        | N. DIMITRAKOS |
| APRIL 10 | @ SHARKS 3; BLUES 1    | 17,496 | NABOKOV/OSGOOD, DIVIS | P. MARLEAU    |
| APRIL 12 | SHARKS 1; @ BLUES 4    | 19,023 | NABOKOV/OSGOOD        | D. DRAKE      |
| APRIL 13 | SHARKS 4; @ BLUES 3    | 19,452 | NABOKOV/OSGOOD        | A. KOROLYUK   |
| APRIL 15 | @ SHARKS 3; BLUES 1    | 17,496 | NABOKOV/OSGOOD        | M. SMITH      |

| GOALS BY PERIOD | 1ST | 2ND | 3RD | OT | TOTAL | SHOTS BY PERIOD | 1ST | 2ND | 3RD | OT | TOTAL |
|-----------------|-----|-----|-----|----|-------|-----------------|-----|-----|-----|----|-------|
| SHARKS          | 3   | 4   | 4   | 1  | 12    | SHARKS          | 38  | 34  | 41  | 4  | 117   |
| BLUES           | 2   | 2   | 5   | 0  | 9     | BLUES           | 37  | 52  | 37  | 2  | 128   |

## INDIVIDUAL SCORING

| SHARKS             | GP | G | A | TP | +/- | PM | PP | SH | GW | GT | EN | S  | PCTG  |
|--------------------|----|---|---|----|-----|----|----|----|----|----|----|----|-------|
| PATRICK MARLEAU    | 5  | 3 | 1 | 4  | -2  | 2  | 2  | 1  | 1  | 0  | 0  | 13 | 23.1  |
| VINCENT DAMPHOUSSE | 5  | 0 | 4 | 4  | -2  | 0  | 0  | 0  | 0  | 0  | 0  | 8  | 0.0   |
| SCOTT THORNTON     | 4  | 2 | 1 | 3  | 0   | 6  | 0  | 0  | 0  | 0  | 0  | 6  | 33.3  |
| JONATHAN CHEECHOO  | 5  | 1 | 2 | 3  | 3   | 4  | 0  | 0  | 0  | 0  | 0  | 8  | 12.5  |
| ALEXANDER KOROLYUK | 5  | 2 | 0 | 2  | 0   | 2  | 1  | 0  | 1  | 0  | 0  | 14 | 14.3  |
| NIKO DIMITRAKOS    | 5  | 1 | 1 | 2  | 0   | 6  | 0  | 0  | 1  | 1  | 0  | 6  | 16.7  |
| MIKE RICCI         | 5  | 1 | 1 | 2  | 3   | 2  | 0  | 0  | 0  | 0  | 0  | 4  | 25.0  |
| BRAD STUART        | 5  | 1 | 1 | 2  | -1  | 4  | 0  | 0  | 0  | 0  | 0  | 7  | 14.3  |
| SCOTT HANNAN       | 5  | 0 | 2 | 2  | 1   | 8  | 0  | 0  | 0  | 0  | 0  | 7  | 0.0   |
| KYLE MCLAREN       | 5  | 0 | 2 | 2  | 0   | 4  | 0  | 0  | 0  | 0  | 0  | 1  | 0.0   |
| MARK SMITH         | 4  | 1 | 0 | 1  | 1   | 0  | 0  | 0  | 1  | 0  | 0  | 1  | 100.0 |
| CURTIS BROWN       | 5  | 0 | 1 | 1  | 0   | 0  | 0  | 0  | 0  | 0  | 0  | 7  | 0.0   |
| TODD HARVEY        | 5  | 0 | 1 | 1  | 1   | 0  | 0  | 0  | 0  | 0  | 0  | 1  | 0.0   |
| JASON MARSHALL     | 5  | 0 | 1 | 1  | 0   | 6  | 0  | 0  | 0  | 0  | 0  | 5  | 0.0   |
| TOM PREISSING      | 5  | 0 | 1 | 1  | 1   | 0  | 0  | 0  | 0  | 0  | 0  | 6  | 0.0   |
| MIKE RATHJE        | 5  | 0 | 1 | 1  | 1   | 4  | 0  | 0  | 0  | 0  | 0  | 3  | 0.0   |
| MARCEL GOC         | 1  | 0 | 1 | 1  | 1   | 0  | 0  | 0  | 0  | 0  | 0  | 0  | 0.0   |
| NILS EKMAN         | 5  | 0 | 0 | 0  | -2  | 2  | 0  | 0  | 0  | 0  | 0  | 10 | 0.0   |
| WAYNE PRIMEAU      | 5  | 0 | 0 | 0  | -2  | 2  | 0  | 0  | 0  | 0  | 0  | 9  | 0.0   |
| ALYN MCCAULEY      | 1  | 0 | 0 | 0  | 0   | 0  | 0  | 0  | 0  | 0  | 0  | 1  | 0.0   |

POWER PLAY: 3-31 (9.7%) PENALTY KILLING: 21-22 (95.5%)

| GOALTENDING SHARKS | GP | MIN | GA | Avg  | EN | SO | W | L | SHOTS | SAVE% |
|--------------------|----|-----|----|------|----|----|---|---|-------|-------|
| EVGENI NABOKOV     | 5  | 308 | 8  | 1.56 | 1  | 1  | 4 | 1 | 127   | .937  |



## 2004 SHARKS PLAYOFF SUMMARY

**WESTERN CONFERENCE SEMIFINALS**  
**SAN JOSE SHARKS (#2) VS. COLORADO AVALANCHE (#4)**  
**SHARKS SUMMARY: WON-4 LOST-2**

PLAYOFFS

| DATE     | SCORE                      | ATT.   | GOALTENDERS       | GW GOAL       |
|----------|----------------------------|--------|-------------------|---------------|
| APRIL 22 | @ SHARKS 5; AVALANCHE 2    | 17,496 | NABOKOV/SALO      | SCOTT HANNAN  |
| APRIL 24 | @ SHARKS 4; AVALANCHE 1    | 17,496 | NABOKOV/AEBISCHER | P. MARLEAU    |
| APRIL 26 | SHARKS 1; @ AVALANCHE 0    | 18,007 | NABOKOV/AEBISCHER | V. DAMPHOUSSE |
| APRIL 28 | SHARKS 0; @ AVALANCHE 1 OT | 18,007 | NABOKOV/AEBISCHER | JOE SAKIC     |
| MAY 1    | @ SHARKS 1; AVALANCHE 2 OT | 17,496 | NABOKOV/AEBISCHER | JOE SAKIC     |
| MAY 4    | SHARKS 3; @ AVALANCHE 1    | 18,007 | NABOKOV/AEBISCHER | MARCEL GOC    |

| GOALS BY PERIOD | 1ST | 2ND | 3RD | OT | TOTAL | SHOTS BY PERIOD | 1ST | 2ND | 3RD | OT | TOTAL |
|-----------------|-----|-----|-----|----|-------|-----------------|-----|-----|-----|----|-------|
| SHARKS          | 4   | 7   | 3   | 0  | 14    | SHARKS          | 61  | 42  | 40  | 4  | 147   |
| AVALANCHE       | 1   | 2   | 2   | 2  | 7     | AVALANCHE       | 40  | 68  | 50  | 7  | 165   |

## INDIVIDUAL SCORING

| SHARKS             | GP | G | A | TP | +/- | PM | PP | SH | GW | GT | EN | S  | PCTG  |
|--------------------|----|---|---|----|-----|----|----|----|----|----|----|----|-------|
| VINCENT DAMPHOUSSE | 6  | 5 | 2 | 7  | 5   | 8  | 2  | 0  | 1  | 0  | 0  | 15 | 33.3  |
| NIKO DIMITRAKOS    | 6  | 0 | 7 | 7  | 4   | 0  | 0  | 0  | 0  | 0  | 0  | 12 | 0.0   |
| PATRICK MARLEAU    | 6  | 4 | 2 | 6  | 6   | 2  | 1  | 0  | 1  | 0  | 0  | 17 | 23.5  |
| JONATHAN CHEECHOO  | 6  | 2 | 3 | 5  | 1   | 6  | 1  | 0  | 0  | 0  | 0  | 13 | 15.4  |
| BRAD STUART        | 6  | 0 | 3 | 3  | 4   | 7  | 0  | 0  | 0  | 0  | 0  | 8  | 0.0   |
| SCOTT HANNAN       | 6  | 1 | 1 | 2  | 5   | 10 | 1  | 0  | 1  | 0  | 0  | 11 | 9.1   |
| MIKE RICCI         | 6  | 0 | 2 | 2  | 0   | 2  | 0  | 0  | 0  | 0  | 0  | 3  | 0.0   |
| WAYNE PRIMEAU      | 6  | 1 | 0 | 1  | -1  | 2  | 0  | 0  | 0  | 0  | 1  | 12 | 8.3   |
| MARCEL GOC         | 1  | 1 | 0 | 1  | 1   | 0  | 0  | 0  | 1  | 0  | 0  | 1  | 100.0 |
| CURTIS BROWN       | 6  | 0 | 1 | 1  | 0   | 14 | 0  | 0  | 0  | 0  | 0  | 7  | 0.0   |
| NILS EKMAN         | 6  | 0 | 1 | 1  | -1  | 2  | 0  | 0  | 0  | 0  | 0  | 13 | 0.0   |
| ALEXANDER KOROLYUK | 6  | 0 | 1 | 1  | -1  | 6  | 0  | 0  | 0  | 0  | 0  | 15 | 0.0   |
| KYLE MCLAREN       | 6  | 0 | 1 | 1  | 1   | 0  | 0  | 0  | 0  | 0  | 0  | 4  | 0.0   |
| MIKE RATHJE        | 6  | 0 | 1 | 1  | 1   | 4  | 0  | 0  | 0  | 0  | 0  | 2  | 0.0   |
| JASON MARSHALL     | 6  | 0 | 0 | 0  | 0   | 6  | 0  | 0  | 0  | 0  | 0  | 3  | 0.0   |
| MARK SMITH         | 6  | 0 | 0 | 0  | 1   | 11 | 0  | 0  | 0  | 0  | 0  | 2  | 0.0   |
| TODD HARVEY        | 5  | 0 | 0 | 0  | 0   | 0  | 0  | 0  | 0  | 0  | 0  | 4  | 0.0   |
| TOM PREISSING      | 5  | 0 | 0 | 0  | 0   | 0  | 0  | 0  | 0  | 0  | 0  | 1  | 0.0   |
| ALYN MCCAULEY      | 4  | 0 | 0 | 0  | -1  | 0  | 0  | 0  | 0  | 0  | 0  | 3  | 0.0   |
| SCOTT THORNTON     | 2  | 0 | 0 | 0  | 0   | 0  | 0  | 0  | 0  | 0  | 0  | 1  | 0.0   |
| JIM FAHEY          | 1  | 0 | 0 | 0  | 0   | 0  | 0  | 0  | 0  | 0  | 0  | 0  | 0.0   |

POWER PLAY: 5-25 (20.0%) PENALTY KILLING: 24-27 (88.9%)

| GOALTENDING SHARKS | GP | MIN | GA | Avg  | EN | SO | W | L | SHOTS | SAVE% |
|--------------------|----|-----|----|------|----|----|---|---|-------|-------|
| EVGENI NABOKOV     | 6  | 367 | 7  | 1.14 | 0  | 1  | 4 | 2 | 165   | .958  |

## 2004 SHARKS PLAYOFF SUMMARY

# WESTERN CONFERENCE FINALS

## SAN JOSE SHARKS (#2) VS. CALGARY FLAMES (#6)

### SHARKS SUMMARY: WON-2 LOST-4

| DATE   | SCORE                   | ATT.   | GOALTENDERS              | GW GOAL        |
|--------|-------------------------|--------|--------------------------|----------------|
| MAY 9  | @ SHARKS 3; FLAMES 4 OT | 17,496 | NABOKOV/KIPRUSOFF        | STEVE MONTADOR |
| MAY 11 | @ SHARKS 1; FLAMES 4    | 17,496 | NABOKOV/KIPRUSOFF        | SHEAN DONOVAN  |
| MAY 13 | SHARKS 3; @ FLAMES 0    | 19,289 | NABOKOV/KIPRUSOFF        | V. DAMPHOUSSE  |
| MAY 16 | SHARKS 4; @ FLAMES 2    | 19,289 | NABOKOV/KIPRUSOFF, TUREK | V. DAMPHOUSSE  |
| MAY 17 | @ SHARKS 0; FLAMES 3    | 17,496 | NABOKOV/KIPRUSOFF        | JAROME IGINLA  |
| MAY 19 | SHARKS 1; @ FLAMES 3    | 19,289 | NABOKOV/KIPRUSOFF        | MARTIN GELINAS |

| GOALS BY PERIOD | 1ST | 2ND | 3RD | OT | TOTAL | SHOTS BY PERIOD | 1ST | 2ND | 3RD | OT | TOTAL |
|-----------------|-----|-----|-----|----|-------|-----------------|-----|-----|-----|----|-------|
| SHARKS          | 0   | 9   | 3   | 0  | 12    | SHARKS          | 48  | 55  | 36  | 12 | 151   |
| FLAMES          | 7   | 3   | 5   | 1  | 16    | FLAMES          | 56  | 50  | 59  | 5  | 170   |

## INDIVIDUAL SCORING

| SHARKS             | GP | G | A | TP | +/- | PM | PP | SH | GW | GT | EN | S  | PCTG |
|--------------------|----|---|---|----|-----|----|----|----|----|----|----|----|------|
| ALEXANDER KOROLYUK | 6  | 3 | 1 | 4  | 1   | 2  | 1  | 0  | 0  | 0  | 1  | 13 | 23.1 |
| MIKE RATHJE        | 6  | 1 | 3 | 4  | -1  | 5  | 0  | 0  | 0  | 0  | 0  | 9  | 11.1 |
| VINCENT DAMPHOUSSE | 6  | 2 | 1 | 3  | -3  | 12 | 1  | 0  | 2  | 0  | 0  | 14 | 14.3 |
| ALYN MCCAULEY      | 6  | 2 | 1 | 3  | 1   | 2  | 0  | 0  | 0  | 0  | 0  | 7  | 28.6 |
| JONATHAN CHEECHOO  | 6  | 1 | 1 | 2  | 0   | 0  | 0  | 0  | 0  | 0  | 0  | 13 | 7.7  |
| TODD HARVEY        | 6  | 1 | 1 | 2  | -4  | 2  | 0  | 0  | 0  | 0  | 0  | 6  | 16.7 |
| PATRICK MARLEAU    | 6  | 1 | 1 | 2  | -4  | 2  | 1  | 0  | 0  | 0  | 0  | 15 | 6.7  |
| SCOTT HANNAN       | 6  | 0 | 2 | 2  | 1   | 4  | 0  | 0  | 0  | 0  | 0  | 7  | 0.0  |
| WAYNE PRIMEAU      | 6  | 0 | 2 | 2  | -4  | 0  | 0  | 0  | 0  | 0  | 0  | 7  | 0.0  |
| ROB DAVISON        | 5  | 0 | 2 | 2  | 0   | 4  | 0  | 0  | 0  | 0  | 0  | 2  | 0.0  |
| NILS EKMAN         | 5  | 0 | 2 | 2  | 1   | 4  | 0  | 0  | 0  | 0  | 0  | 6  | 0.0  |
| MIKE RICCI         | 6  | 1 | 0 | 1  | 2   | 0  | 0  | 0  | 0  | 0  | 0  | 6  | 16.7 |
| BRAD STUART        | 6  | 0 | 1 | 1  | -7  | 2  | 0  | 0  | 0  | 0  | 0  | 13 | 0.0  |
| SCOTT THORNTON     | 6  | 0 | 1 | 1  | 1   | 16 | 0  | 0  | 0  | 0  | 0  | 8  | 0.0  |
| CURTIS BROWN       | 6  | 0 | 0 | 0  | -5  | 4  | 0  | 0  | 0  | 0  | 0  | 9  | 0.0  |
| JASON MARSHALL     | 6  | 0 | 0 | 0  | 1   | 13 | 0  | 0  | 0  | 0  | 0  | 5  | 0.0  |
| KYLE MCLAREN       | 5  | 0 | 0 | 0  | -2  | 6  | 0  | 0  | 0  | 0  | 0  | 7  | 0.0  |
| NIKO DIMITRAKOS    | 4  | 0 | 0 | 0  | -2  | 2  | 0  | 0  | 0  | 0  | 0  | 4  | 0.0  |
| MARCEL GOC         | 3  | 0 | 0 | 0  | -1  | 0  | 0  | 0  | 0  | 0  | 0  | 0  | 0.0  |
| JIM FAHEY          | 1  | 0 | 0 | 0  | 0   | 0  | 0  | 0  | 0  | 0  | 0  | 0  | 0.0  |
| TOM PREISSING      | 1  | 0 | 0 | 0  | -1  | 0  | 0  | 0  | 0  | 0  | 0  | 0  | 0.0  |

POWER PLAY: 3-25 (12.0%) PENALTY KILLING: 21-23 (91.3%)

| GOALTENDING SHARKS | GP | MIN | GA | Avg  | EN | SO | W | L | SHOTS | SAVE% |
|--------------------|----|-----|----|------|----|----|---|---|-------|-------|
| EVGENI NABOKOV     | 6  | 378 | 15 | 2.38 | 1  | 1  | 2 | 4 | 169   | .911  |



## 2002 SHARKS PLAYOFF SUMMARY

# WESTERN CONFERENCE QUARTERFINALS

## SAN JOSE SHARKS (#3) VS. PHOENIX COYOTES (#6)

### SHARKS SUMMARY: WON-4 LOST-1

| DATE     | SCORE                 | ATT.   | GOALTENDERS   | GW GOAL         |
|----------|-----------------------|--------|---------------|-----------------|
| APRIL 17 | @ SHARKS 2; COYOTES 1 | 17,496 | NABOKOV/BURKE | PATRICK MARLEAU |
| APRIL 20 | @ SHARKS 1; COYOTES 3 | 17,496 | NABOKOV/BURKE | DANIEL BRIERE   |
| APRIL 22 | SHARKS 4; @ COYOTES 1 | 16,210 | NABOKOV/BURKE | ADAM GRAVES     |
| APRIL 24 | SHARKS 2; @ COYOTES 1 | 16,210 | NABOKOV/BURKE | MIKE RICCI      |
| APRIL 26 | @ SHARKS 4; COYOTES 1 | 17,496 | NABOKOV/BURKE | ADAM GRAVES     |

| GOALS BY PERIOD | 1ST | 2ND | 3RD | OT | TOTAL | SHOTS BY PERIOD | 1ST | 2ND | 3RD | OT | TOTAL |
|-----------------|-----|-----|-----|----|-------|-----------------|-----|-----|-----|----|-------|
| SHARKS          | 3   | 5   | 5   | 0  | 13    | SHARKS          | 36  | 59  | 38  | 0  | 133   |
| COYOTES         | 1   | 4   | 2   | 0  | 7     | COYOTES         | 42  | 56  | 36  | 0  | 134   |

## INDIVIDUAL SCORING

| SHARKS             | GP | G | A | TP | +/- | PM | PP | SH | GW | GT | EN | S  | PCTG |
|--------------------|----|---|---|----|-----|----|----|----|----|----|----|----|------|
| PATRICK MARLEAU    | 5  | 3 | 3 | 6  | 4   | 2  | 0  | 0  | 1  | 0  | 0  | 8  | 37.5 |
| VINCENT DAMPHOUSSE | 5  | 2 | 1 | 3  | -1  | 6  | 1  | 0  | 0  | 0  | 0  | 8  | 25   |
| ADAM GRAVES        | 5  | 2 | 1 | 3  | -1  | 2  | 0  | 0  | 2  | 0  | 0  | 9  | 22.2 |
| MIKE RICCI         | 5  | 2 | 1 | 3  | 4   | 0  | 0  | 0  | 1  | 0  | 0  | 8  | 25   |
| SCOTT THORNTON     | 5  | 1 | 2 | 3  | 2   | 4  | 0  | 0  | 0  | 0  | 0  | 8  | 12.5 |
| MARCO STURM        | 5  | 2 | 0 | 2  | 3   | 2  | 0  | 0  | 0  | 0  | 0  | 13 | 15.4 |
| MIKE RATHJE        | 5  | 1 | 1 | 2  | 3   | 4  | 1  | 0  | 0  | 0  | 0  | 2  | 50   |
| STEPHANE MATTEAU   | 3  | 0 | 2 | 2  | 2   | 0  | 0  | 0  | 0  | 0  | 0  | 0  | 0    |
| SCOTT HANNAN       | 5  | 0 | 2 | 2  | 1   | 6  | 0  | 0  | 0  | 0  | 0  | 2  | 0    |
| TODD HARVEY        | 5  | 0 | 2 | 2  | 3   | 8  | 0  | 0  | 0  | 0  | 0  | 8  | 0    |
| OWEN NOLAN         | 5  | 0 | 2 | 2  | -2  | 0  | 0  | 0  | 0  | 0  | 0  | 17 | 0    |
| TEEMU SELANNE      | 5  | 0 | 2 | 2  | 2   | 2  | 0  | 0  | 0  | 0  | 0  | 9  | 0    |
| NIKLAS SUNDSTROM   | 5  | 0 | 2 | 2  | 2   | 6  | 0  | 0  | 0  | 0  | 0  | 5  | 0    |
| BRYAN MARCHMENT    | 5  | 0 | 1 | 1  | 1   | 4  | 0  | 0  | 0  | 0  | 0  | 7  | 0    |
| EVGENI NABOKOV     | 5  | 0 | 1 | 1  | 0   | 2  | 0  | 0  | 0  | 0  | 0  | 0  | 0    |
| GARY SUTER         | 5  | 0 | 1 | 1  | 2   | 6  | 0  | 0  | 0  | 0  | 0  | 16 | 0    |
| MATT BRADLEY       | 3  | 0 | 0 | 0  | 0   | 0  | 0  | 0  | 0  | 0  | 0  | 2  | 0    |
| JEFF JILLSON       | 4  | 0 | 0 | 0  | 0   | 0  | 0  | 0  | 0  | 0  | 0  | 2  | 0    |
| MARCUS RAGNARSSON  | 5  | 0 | 0 | 0  | 1   | 6  | 0  | 0  | 0  | 0  | 0  | 6  | 0    |
| BRAD STUART        | 5  | 0 | 0 | 0  | 3   | 4  | 0  | 0  | 0  | 0  | 0  | 3  | 0    |

POWER PLAY: 0-22 (0%) PENALTY KILLING: 22-27 (81.4%)

| GOALTENDING SHARKS | GP | MIN | GA | Avg  | EN | SO | W | L | SHOTS | SAVE% |
|--------------------|----|-----|----|------|----|----|---|---|-------|-------|
| EVGENI NABOKOV     | 5  | 299 | 7  | 1.40 | 0  | 0  | 4 | 1 | 134   | .948  |

## 2002 SHARKS PLAYOFF SUMMARY

## WESTERN CONFERENCE SEMIFINALS

## SAN JOSE SHARKS (#3) VS. COLORADO AVALANCHE (#2)

## SHARKS SUMMARY: WON-3 LOST-4

| DATE   | SCORE                      | ATT.   | GOALTENDERS            | GW GOAL         |
|--------|----------------------------|--------|------------------------|-----------------|
| MAY 1  | SHARKS 6; @ AVALANCHE 3    | 18,007 | NABOKOV/ROY            | PATRICK MARLEAU |
| MAY 4  | SHARKS 2; @ AVALANCHE 8    | 18,007 | NABOKOV, KIPRUSOFF/ROY | PETER FORSBERG  |
| MAY 6  | @ SHARKS 6; AVALANCHE 4    | 17,496 | NABOKOV/ROY            | PATRICK MARLEAU |
| MAY 8  | @ SHARKS 1; AVALANCHE 4    | 17,496 | NABOKOV/ROY            | JOE SAKIC       |
| MAY 11 | SHARKS 5; @ AVALANCHE 3    | 18,007 | NABOKOV/ROY            | TEEMU SELANNE   |
| MAY 13 | @ SHARKS 1; AVALANCHE 2 OT | 17,496 | NABOKOV/ROY            | PETER FORSBERG  |
| MAY 15 | SHARKS 0; @ AVALANCHE 1    | 18,007 | NABOKOV/ROY            | PETER FORSBERG  |

| GOALS BY PERIOD | 1ST | 2ND | 3RD | OT | TOTAL | SHOTS BY PERIOD | 1ST | 2ND | 3RD | OT | TOTAL |
|-----------------|-----|-----|-----|----|-------|-----------------|-----|-----|-----|----|-------|
| SHARKS          | 3   | 8   | 10  | 0  | 21    | SHARKS          | 63  | 56  | 70  | 1  | 190   |
| AVALANCHE       | 4   | 14  | 6   | 1  | 25    | AVALANCHE       | 57  | 81  | 52  | 1  | 191   |

## INDIVIDUAL SCORING

| SHARKS             | GP | G | A | TP | +/- | PM | PP | SH | GW | GT | EN | S  | PCTG |
|--------------------|----|---|---|----|-----|----|----|----|----|----|----|----|------|
| OWEN NOLAN         | 7  | 3 | 4 | 7  | 0   | 8  | 0  | 0  | 0  | 0  | 2  | 29 | 10.3 |
| MIKE RICCI         | 7  | 2 | 5 | 7  | 2   | 4  | 0  | 0  | 0  | 0  | 0  | 9  | 22.2 |
| TEEMU SELANNE      | 7  | 5 | 1 | 6  | -5  | 0  | 2  | 0  | 1  | 0  | 0  | 26 | 19.2 |
| PATRICK MARLEAU    | 7  | 3 | 2 | 5  | -1  | 4  | 1  | 0  | 2  | 0  | 0  | 13 | 23.1 |
| NIKLAS SUNDSTROM   | 7  | 1 | 4 | 5  | 1   | 0  | 0  | 0  | 0  | 0  | 0  | 12 | 8.3  |
| VINCENT DAMPHOUSSE | 7  | 0 | 5 | 5  | 0   | 6  | 0  | 0  | 0  | 0  | 0  | 9  | 0    |
| MARCUS RAGNARSSON  | 7  | 1 | 3 | 4  | -2  | 6  | 0  | 0  | 0  | 0  | 0  | 6  | 16.7 |
| SCOTT THORNTON     | 7  | 2 | 1 | 3  | 1   | 2  | 0  | 0  | 0  | 0  | 0  | 15 | 13.3 |
| MARCO STURM        | 7  | 1 | 2 | 3  | -4  | 0  | 0  | 0  | 0  | 0  | 0  | 18 | 5.6  |
| BRAD STUART        | 7  | 0 | 3 | 3  | -2  | 4  | 0  | 0  | 0  | 0  | 0  | 9  | 0    |
| GARY SUTER         | 7  | 0 | 3 | 3  | 0   | 2  | 0  | 0  | 0  | 0  | 0  | 6  | 0    |
| MIKE RATHJE        | 7  | 0 | 2 | 2  | 2   | 2  | 0  | 0  | 0  | 0  | 0  | 8  | 0    |
| ADAM GRAVES        | 7  | 1 | 0 | 1  | -1  | 4  | 0  | 0  | 0  | 0  | 0  | 6  | 16.7 |
| BRYAN MARCHMENT    | 7  | 1 | 0 | 1  | -2  | 6  | 0  | 0  | 0  | 0  | 1  | 4  | 25   |
| STEPHANE MATTEAU   | 7  | 1 | 0 | 1  | -1  | 2  | 0  | 0  | 0  | 0  | 0  | 5  | 20   |
| EVGENI NABOKOV     | 7  | 0 | 1 | 1  | 0   | 0  | 0  | 0  | 0  | 0  | 0  | 0  | 0    |
| MATT BRADLEY       | 7  | 0 | 0 | 0  | 0   | 0  | 0  | 0  | 0  | 0  | 0  | 2  | 0    |
| SCOTT HANNAN       | 7  | 0 | 0 | 0  | -2  | 6  | 0  | 0  | 0  | 0  | 0  | 8  | 0    |
| TODD HARVEY        | 7  | 0 | 0 | 0  | 0   | 4  | 0  | 0  | 0  | 0  | 0  | 5  | 0    |

POWER PLAY: 3-21 (14.3%) PENALTY KILLING: 19-23 (82.6%)

| GOALTENDING SHARKS | GP | MIN | GA | Avg  | EN | SO | W | L | SHOTS | SAVE% |
|--------------------|----|-----|----|------|----|----|---|---|-------|-------|
| EVGENI NABOKOV     | 7  | 413 | 24 | 3.49 | 1  | 0  | 3 | 4 | 188   | .872  |
| MIikka KIPRUSOFF   | 1  | 8   | 0  | 0.00 | 0  | 0  | 0 | 0 | 2     | 100.0 |





## 2001 SHARKS PLAYOFF SUMMARY

# WESTERN CONFERENCE QUARTERFINALS

## SAN JOSE SHARKS (#5) VS. ST. LOUIS BLUES (#4)

### SHARKS SUMMARY: WON-2 LOST-4

| DATE     | SCORE                  | ATT.   | GOALTENDERS              | GW GOAL        |
|----------|------------------------|--------|--------------------------|----------------|
| April 12 | @ BLUES 3; SHARKS 1    | 19,407 | TUREK/NABOKOV            | SCOTT YOUNG    |
| April 14 | @ BLUES 0; SHARKS 1    | 19,534 | TUREK/NABOKOV            | SCOTT THORNTON |
| April 16 | BLUES 6; @ SHARKS 3    | 17,496 | TUREK/Nabokov, Kiprusoff | DALLAS DRAKE   |
| April 17 | BLUES 2; @ SHARKS 3    | 17,496 | TUREK/KIPRUSOFF          | OWEN NOLAN     |
| April 19 | @ BLUES 3; SHARKS 2 OT | 19,853 | TUREK/KIPRUSOFF          | BRYCE SALVADOR |
| April 21 | BLUES 2; @ SHARKS 1    | 17,496 | TUREK/NABOKOV            | PAVOL DEMITRA  |

| GOALS BY PERIOD | 1ST | 2ND | 3RD | OT | TOTAL | SHOTS BY PERIOD | 1ST | 2ND | 3RD | OT | TOTAL |
|-----------------|-----|-----|-----|----|-------|-----------------|-----|-----|-----|----|-------|
| SHARKS          | 2   | 6   | 3   | 0  | 11    | SHARKS          | 51  | 62  | 46  | 2  | 161   |
| BLUES           | 5   | 5   | 5   | 1  | 16    | BLUES           | 59  | 63  | 51  | 10 | 183   |

## INDIVIDUAL SCORING

| SHARKS             | GP | G | A | TP | +/- | PM | PP | SH | GW | GT | EN | S  | PCTG |
|--------------------|----|---|---|----|-----|----|----|----|----|----|----|----|------|
| STEPHANE MATTEAU   | 6  | 1 | 3 | 4  | 1   | 0  | 0  | 0  | 0  | 0  | 0  | 6  | 16.7 |
| SCOTT THORNTON     | 6  | 3 | 0 | 3  | 1   | 8  | 0  | 0  | 1  | 0  | 0  | 15 | 20.0 |
| VINCENT DAMPHOUSSE | 6  | 2 | 1 | 3  | -1  | 14 | 0  | 1  | 0  | 0  | 0  | 15 | 13.3 |
| MIKE RICCI         | 6  | 0 | 3 | 3  | -1  | 0  | 0  | 0  | 0  | 0  | 0  | 10 | .0   |
| NIKLAS SUNDSTROM   | 6  | 0 | 3 | 3  | 1   | 2  | 0  | 0  | 0  | 0  | 0  | 5  | .0   |
| PATRICK MARLEAU    | 6  | 2 | 0 | 2  | 1   | 4  | 0  | 0  | 0  | 0  | 0  | 12 | 16.7 |
| OWEN NOLAN         | 6  | 1 | 1 | 2  | -5  | 8  | 0  | 0  | 1  | 0  | 0  | 26 | 3.8  |
| TEEMU SELANNE      | 6  | 0 | 2 | 2  | 2   | 2  | 0  | 0  | 0  | 0  | 0  | 5  | .0   |
| MARCO STURM        | 6  | 0 | 2 | 2  | -2  | 0  | 0  | 0  | 0  | 0  | 0  | 7  | .0   |
| TONY GRANATO       | 4  | 1 | 0 | 1  | 0   | 0  | 0  | 0  | 0  | 0  | 0  | 5  | 20.0 |
| BRAD STUART        | 5  | 1 | 0 | 1  | 0   | 0  | 0  | 0  | 0  | 0  | 0  | 4  | 25.0 |
| BRYAN MARCHMENT    | 5  | 0 | 1 | 1  | 3   | 2  | 0  | 0  | 0  | 0  | 0  | 10 | .0   |
| MARCUS RAGNARSSON  | 5  | 0 | 1 | 1  | 0   | 8  | 0  | 0  | 0  | 0  | 0  | 5  | .0   |
| SCOTT HANNAN       | 6  | 0 | 1 | 1  | -1  | 6  | 0  | 0  | 0  | 0  | 0  | 20 | .0   |
| JEFF NORTON        | 6  | 0 | 1 | 1  | -2  | 2  | 0  | 0  | 0  | 0  | 0  | 3  | .0   |
| MIKE RATHJE        | 6  | 0 | 1 | 1  | 2   | 4  | 0  | 0  | 0  | 0  | 0  | 5  | .0   |
| GARY SUTER         | 1  | 0 | 0 | 0  | 0   | 0  | 0  | 0  | 0  | 0  | 0  | 0  | .0   |
| SHAWN HEINS        | 2  | 0 | 0 | 0  | -1  | 0  | 0  | 0  | 0  | 0  | 0  | 2  | .0   |
| ALEXANDER KOROLYUK | 2  | 0 | 0 | 0  | 0   | 0  | 0  | 0  | 0  | 0  | 0  | 0  | .0   |
| TODD HARVEY        | 6  | 0 | 0 | 0  | 0   | 8  | 0  | 0  | 0  | 0  | 0  | 2  | .0   |
| BILL LINDSAY       | 6  | 0 | 0 | 0  | 0   | 16 | 0  | 0  | 0  | 0  | 0  | 4  | .0   |

POWER PLAY: 0-22 (0%) PENALTY KILLING: 22-27 (81.4%)

| GOALTENDING SHARKS | GP | MIN | GA | AVG  | EN | SO | W | L | SHOTS | SAVE% |
|--------------------|----|-----|----|------|----|----|---|---|-------|-------|
| EVGENI NABOKOV     | 4  | 218 | 10 | 2.75 | 0  | 1  | 1 | 3 | 103   | .903  |
| MIKKKA KIPRUSOFF   | 3  | 149 | 5  | 2.01 | 1  | 0  | 1 | 1 | 79    | .937  |

## 2000 SHARKS PLAYOFF SUMMARY

**WESTERN CONFERENCE QUARTERFINALS**  
**SAN JOSE SHARKS (#8) VS. ST. LOUIS BLUES (#1)**  
**SHARKS SUMMARY: WON-4 LOST-3**

| DATE     | SCORE               | ATT.   | GOALTENDERS            | GW GOAL       |
|----------|---------------------|--------|------------------------|---------------|
| April 12 | @ BLUES 5; SHARKS 3 | 20,199 | TUREK/SHIELDS          | CHRIS PRONGER |
| April 15 | @ BLUES 2; SHARKS 4 | 20,337 | TUREK/SHIELDS          | MIKE RICCI    |
| April 17 | BLUES 1; @ SHARKS 2 | 17,483 | TUREK/SHIELDS          | OWEN NOLAN    |
| April 19 | BLUES 2; @ SHARKS 3 | 17,483 | TUREK/SHIELDS          | GARY SUTER    |
| April 21 | @ BLUES 5; SHARKS 3 | 20,361 | TUREK/SHIELDS          | CHRIS PRONGER |
| April 23 | BLUES 6; @ SHARKS 2 | 17,483 | TUREK/SHIELDS, Nabokov | JOCHEN HECHT  |
| April 25 | @ BLUES 1; SHARKS 3 | 20,418 | TUREK/SHIELDS          | OWEN NOLAN    |

| GOALS BY PERIOD | 1ST | 2ND | 3RD | OT | TOTAL | SHOTS BY PERIOD | 1ST | 2ND | 3RD | OT | TOTAL |
|-----------------|-----|-----|-----|----|-------|-----------------|-----|-----|-----|----|-------|
| SHARKS          | 8   | 5   | 7   | 0  | 20    | SHARKS          | 51  | 67  | 44  | 0  | 162   |
| BLUES           | 8   | 8   | 6   | 0  | 22    | BLUES           | 62  | 55  | 78  | 0  | 195   |

## INDIVIDUAL SCORING

| SHARKS             | GP | G | A | TP | +/- | PM | PP | SH | GW | GT | EN | S  | PCTG |
|--------------------|----|---|---|----|-----|----|----|----|----|----|----|----|------|
| OWEN NOLAN         | 7  | 6 | 2 | 8  | 0   | 4  | 2  | 1  | 2  | 0  | 1  | 20 | 30.0 |
| GARY SUTER         | 7  | 2 | 3 | 5  | -4  | 12 | 1  | 0  | 1  | 0  | 0  | 16 | 12.5 |
| VINCENT DAMPHOUSSE | 7  | 0 | 5 | 5  | 0   | 8  | 0  | 0  | 0  | 0  | 0  | 14 | .0   |
| MIKE RICCI         | 7  | 3 | 1 | 4  | -3  | 2  | 2  | 0  | 1  | 0  | 0  | 10 | 30.0 |
| MIKE RATHJE        | 7  | 1 | 3 | 4  | 4   | 2  | 0  | 0  | 0  | 0  | 0  | 5  | 20.0 |
| JEFF FRIESEN       | 6  | 2 | 1 | 3  | -1  | 8  | 0  | 0  | 0  | 0  | 0  | 8  | 25.0 |
| DAVE LOWRY         | 7  | 1 | 2 | 3  | 1   | 4  | 0  | 0  | 0  | 0  | 0  | 6  | 16.7 |
| MARCO STURM        | 7  | 1 | 2 | 3  | 0   | 6  | 0  | 0  | 0  | 0  | 0  | 10 | 10.0 |
| MARCUS RAGNARSSON  | 7  | 0 | 3 | 3  | 4   | 8  | 0  | 0  | 0  | 0  | 0  | 4  | .0   |
| BRYAN MARCHMENT    | 7  | 2 | 0 | 2  | 3   | 4  | 0  | 0  | 0  | 0  | 0  | 14 | 14.3 |
| ALEXANDER KOROLYUK | 5  | 0 | 2 | 2  | 2   | 6  | 0  | 0  | 0  | 0  | 0  | 7  | .0   |
| STEPHANE MATTEAU   | 7  | 0 | 2 | 2  | -1  | 8  | 0  | 0  | 0  | 0  | 0  | 11 | .0   |
| RON SUTTER         | 7  | 0 | 2 | 2  | 2   | 2  | 0  | 0  | 0  | 0  | 0  | 6  | .0   |
| RONNIE STERN       | 2  | 1 | 0 | 1  | 0   | 9  | 0  | 0  | 0  | 0  | 0  | 3  | 33.3 |
| BRAD STUART        | 7  | 1 | 0 | 1  | -6  | 4  | 1  | 0  | 0  | 0  | 0  | 6  | 16.7 |
| TONY GRANATO       | 7  | 0 | 1 | 1  | 3   | 10 | 0  | 0  | 0  | 0  | 0  | 9  | .0   |
| NIKLAS SUNDSTROM   | 7  | 0 | 1 | 1  | -2  | 2  | 0  | 0  | 0  | 0  | 0  | 6  | .0   |
| PATRICK MARLEAU    | 1  | 0 | 0 | 0  | -2  | 0  | 0  | 0  | 0  | 0  | 0  | 0  | .0   |
| TODD HARVEY        | 7  | 0 | 0 | 0  | -1  | 4  | 0  | 0  | 0  | 0  | 0  | 3  | .0   |
| JEFF NORTON        | 7  | 0 | 0 | 0  | 1   | 7  | 0  | 0  | 0  | 0  | 0  | 4  | .0   |

POWER PLAY: 6-35 (17.1%) PENALTY KILLING: 31-39 (79.5%)

| GOALTENDING SHARKS | GP | MIN | GA | AVG  | EN | SO | W | L | SHOTS | SAVE% |
|--------------------|----|-----|----|------|----|----|---|---|-------|-------|
| STEVE SHIELDS      | 7  | 398 | 21 | 3.17 | 1  | 0  | 4 | 3 | 184   | .886  |
| EVGENI NABOKOV     | 1  | 20  | 0  | 0.00 | 0  | 0  | 0 | 0 | 10    | 1.000 |



## 2000 SHARKS PLAYOFF SUMMARY

# WESTERN CONFERENCE SEMIFINALS

## SAN JOSE SHARKS (#8) VS. DALLAS STARS (#2)

### SHARKS SUMMARY: WON-1 LOST-4

| DATE     | SCORE               | ATT.   | GOALTENDERS     | GW GOAL        |
|----------|---------------------|--------|-----------------|----------------|
| APRIL 28 | @ STARS 4; SHARKS 0 | 17,001 | BELFOUR/SHIELDS | AARON GAVEY    |
| APRIL 30 | @ STARS 1; SHARKS 0 | 17,001 | BELFOUR/SHIELDS | MIKE MODANO    |
| MAY 2    | STARS 1; @ SHARKS 2 | 17,483 | BELFOUR/SHIELDS | OWEN NOLAN     |
| MAY 5    | STARS 5; @ SHARKS 4 | 17,483 | BELFOUR/SHIELDS | JOE NIEUWENDYK |
| MAY 7    | @ STARS 4; SHARKS 1 | 17,001 | BELFOUR/SHIELDS | SCOTT THORNTON |

| GOALS BY PERIOD | 1ST | 2ND | 3RD | OT | TOTAL | SHOTS BY PERIOD | 1ST | 2ND | 3RD | OT | TOTAL |
|-----------------|-----|-----|-----|----|-------|-----------------|-----|-----|-----|----|-------|
| STARS           | 8   | 3   | 4   | 0  | 15    | STARS           | 49  | 46  | 44  | 0  | 139   |
| SHARKS          | 2   | 4   | 1   | 0  | 7     | SHARKS          | 42  | 41  | 50  | 0  | 133   |

## INDIVIDUAL SCORING

| SHARKS             | GP | G | A | TP | +/- | PM | PP | SH | GW | GT | EN | S  | PCTG |
|--------------------|----|---|---|----|-----|----|----|----|----|----|----|----|------|
| VINCENT DAMPHOUSSE | 5  | 1 | 2 | 3  | -5  | 8  | 1  | 0  | 0  | 0  | 0  | 14 | 7.1  |
| OWEN NOLAN         | 3  | 2 | 0 | 2  | -2  | 2  | 0  | 1  | 1  | 0  | 0  | 12 | 16.7 |
| MIKE RICCI         | 5  | 2 | 0 | 2  | 0   | 0  | 1  | 0  | 0  | 0  | 0  | 10 | 20.0 |
| PATRICK MARLEAU    | 4  | 1 | 1 | 2  | -1  | 2  | 1  | 0  | 0  | 0  | 0  | 4  | 25.0 |
| GARY SUTER         | 5  | 0 | 2 | 2  | -2  | 0  | 0  | 0  | 0  | 0  | 0  | 17 | .0   |
| TODD HARVEY        | 5  | 1 | 0 | 1  | -1  | 4  | 1  | 0  | 0  | 0  | 0  | 6  | 16.7 |
| SCOTT HANNAN       | 1  | 0 | 1 | 1  | 0   | 0  | 0  | 0  | 0  | 0  | 0  | 2  | .0   |
| ALEXANDER KOROLYUK | 4  | 0 | 1 | 1  | -1  | 0  | 0  | 0  | 0  | 0  | 0  | 6  | .0   |
| BRYAN MARCHMENT    | 4  | 0 | 1 | 1  | -1  | 8  | 0  | 0  | 0  | 0  | 0  | 2  | .0   |
| JEFF FRIESEN       | 5  | 0 | 1 | 1  | -3  | 2  | 0  | 0  | 0  | 0  | 0  | 14 | .0   |
| JEFF NORTON        | 5  | 0 | 1 | 1  | -2  | 0  | 0  | 0  | 0  | 0  | 0  | 7  | .0   |
| MARCO STURM        | 5  | 0 | 1 | 1  | 0   | 0  | 0  | 0  | 0  | 0  | 0  | 6  | .0   |
| NIKLAS SUNDSTROM   | 5  | 0 | 1 | 1  | -1  | 0  | 0  | 0  | 0  | 0  | 0  | 3  | .0   |
| RONNIE STERN       | 1  | 0 | 0 | 0  | -2  | 2  | 0  | 0  | 0  | 0  | 0  | 1  | .0   |
| STEPHANE MATTEAU   | 3  | 0 | 0 | 0  | -1  | 0  | 0  | 0  | 0  | 0  | 0  | 5  | .0   |
| TONY GRANATO       | 5  | 0 | 0 | 0  | -2  | 4  | 0  | 0  | 0  | 0  | 0  | 6  | .0   |
| DAVE LOWRY         | 5  | 0 | 0 | 0  | -1  | 2  | 0  | 0  | 0  | 0  | 0  | 1  | .0   |
| MARCUS RAGNARSSON  | 5  | 0 | 0 | 0  | -1  | 2  | 0  | 0  | 0  | 0  | 0  | 3  | .0   |
| MIKE RATHJE        | 5  | 0 | 0 | 0  | -3  | 6  | 0  | 0  | 0  | 0  | 0  | 3  | .0   |
| BRAD STUART        | 5  | 0 | 0 | 0  | -5  | 2  | 0  | 0  | 0  | 0  | 0  | 6  | .0   |
| RON SUTTER         | 5  | 0 | 0 | 0  | -2  | 8  | 0  | 0  | 0  | 0  | 0  | 5  | .0   |

POWER PLAY: 4-28 (14.3%) PENALTY KILLING: 17-22 (77.3%)

| GOALTENDING SHARKS | GP | MIN | GA | AVG  | EN | SO | W | L | SHOTS | SAVE% |
|--------------------|----|-----|----|------|----|----|---|---|-------|-------|
| STEVE SHIELDS      | 5  | 298 | 15 | 3.02 | 0  | 0  | 1 | 4 | 139   | .892  |

## 1999 SHARKS PLAYOFF SUMMARY

# WESTERN CONFERENCE QUARTERFINALS

## SAN JOSE SHARKS (#7) VS. COLORADO AVALANCHE (#2)

### SHARKS SUMMARY: WON-2 LOST-4

| DATE      | SCORE                      | ATT.   | GOALTENDERS            | GW GOAL         |
|-----------|----------------------------|--------|------------------------|-----------------|
| April 24* | AVALANCHE 3; @ SHARKS 1    | 17,483 | ROY/VERNON             | SANDIS OZOLINSH |
| April 26* | AVALANCHE 2; @ SHARKS 1 OT | 17,483 | ROY/VERNON             | MILAN HEJDUK    |
| April 28  | @ AVALANCHE 2; SHARKS 4    | 16,061 | ROY/VERNON             | MARCO STURM     |
| April 30  | @ AVALANCHE 3; SHARKS 7    | 16,061 | ROY, Billington/VERNON | A. KOROLYUK     |
| May 1     | @ AVALANCHE 6; SHARKS 2    | 16,051 | ROY/SHIELDS            | JOE SAKIC       |
| May 3     | AVALANCHE 3; @ SHARKS 2 OT | 17,483 | ROY/VERNON             | MILAN HEJDUK    |

\* Games 1 and 2 were shifted to San Jose due to the tragedy at Columbine High School in Littleton, colo.

| GOALS BY PERIOD | 1ST | 2ND | 3RD | OT | TOTAL | SHOTS BY PERIOD | 1ST | 2ND | 3RD | OT | TOTAL |
|-----------------|-----|-----|-----|----|-------|-----------------|-----|-----|-----|----|-------|
| AVALANCHE       | 3   | 9   | 5   | 2  | 19    | AVALANCHE       | 56  | 74  | 65  | 13 | 208   |
| SHARKS          | 1   | 4   | 12  | 0  | 17    | SHARKS          | 49  | 66  | 69  | 7  | 191   |

## INDIVIDUAL SCORING

| SHARKS             | GP | G | A | TP | +/- | PM | PP | SH | GW | GT | EN | S  | PCTG |
|--------------------|----|---|---|----|-----|----|----|----|----|----|----|----|------|
| JEFF NORTON        | 6  | 0 | 7 | 7  | 5   | 10 | 0  | 0  | 0  | 0  | 0  | 3  | .0   |
| VINCENT DAMPHOUSSE | 6  | 3 | 2 | 5  | 1   | 6  | 0  | 2  | 0  | 0  | 0  | 22 | 13.6 |
| MIKE RICCI         | 6  | 2 | 3 | 5  | 1   | 10 | 1  | 0  | 0  | 0  | 0  | 9  | 22.2 |
| JEFF FRIESEN       | 6  | 2 | 2 | 4  | -1  | 14 | 1  | 0  | 0  | 0  | 0  | 20 | 10.0 |
| MARCO STURM        | 6  | 2 | 2 | 4  | 1   | 4  | 0  | 0  | 1  | 0  | 0  | 15 | 13.3 |
| ALEXANDER KOROLYUK | 6  | 1 | 3 | 4  | -3  | 2  | 0  | 0  | 1  | 0  | 0  | 7  | 14.3 |
| BILL HOULDER       | 6  | 3 | 0 | 3  | 2   | 4  | 3  | 0  | 0  | 0  | 0  | 8  | 37.5 |
| PATRICK MARLEAU    | 6  | 2 | 1 | 3  | -1  | 4  | 2  | 0  | 0  | 0  | 0  | 7  | 28.6 |
| JOE MURPHY         | 6  | 0 | 3 | 3  | 4   | 0  | 0  | 0  | 0  | 0  | 0  | 21 | .0   |
| TONY GRANATO       | 6  | 1 | 1 | 2  | -1  | 2  | 0  | 0  | 0  | 0  | 0  | 5  | 20.0 |
| OWEN NOLAN         | 6  | 1 | 1 | 2  | 6   | 0  | 0  | 0  | 0  | 1  | 0  | 26 | 3.8  |
| MIKE VERNON        | 5  | 0 | 1 | 1  | 0   | 0  | 0  | 0  | 0  | 0  | 0  | 0  | .0   |
| MARCUS RAGNARSSON  | 6  | 0 | 1 | 1  | -4  | 6  | 0  | 0  | 0  | 0  | 0  | 9  | .0   |
| DAVE LOWRY         | 1  | 0 | 0 | 0  | 0   | 0  | 0  | 0  | 0  | 0  | 0  | 0  | .0   |
| STEPHANE MATTEAU   | 5  | 0 | 0 | 0  | -3  | 6  | 0  | 0  | 0  | 0  | 0  | 4  | .0   |
| BRYAN MARCHMENT    | 6  | 0 | 0 | 0  | 4   | 0  | 0  | 0  | 0  | 0  | 0  | 7  | .0   |
| MIKE RATHJE        | 6  | 0 | 0 | 0  | -6  | 4  | 0  | 0  | 0  | 0  | 0  | 4  | .0   |
| BOB ROUSE          | 6  | 0 | 0 | 0  | -1  | 6  | 0  | 0  | 0  | 0  | 0  | 4  | .0   |
| RONNIE STERN       | 6  | 0 | 0 | 0  | -1  | 6  | 0  | 0  | 0  | 0  | 0  | 10 | .0   |
| RON SUTTER         | 6  | 0 | 0 | 0  | -1  | 4  | 0  | 0  | 0  | 0  | 0  | 10 | .0   |

POWER PLAY: 7-41 (17.1%) PENALTY KILLING: 35-42 (83.3%)

| GOALTENDING SHARKS | GP | MIN | GA | AVG  | EN | SO | W | L | SHOTS | SAVE% |
|--------------------|----|-----|----|------|----|----|---|---|-------|-------|
| MIKE VERNON        | 5  | 321 | 13 | 2.40 | 0  | 0  | 2 | 3 | 172   | .924  |
| STEVE SHIELDS      | 1  | 60  | 6  | 6.00 | 0  | 0  | 0 | 1 | 36    | .833  |



## 1998 SHARKS PLAYOFF SUMMARY

### WESTERN CONFERENCE QUARTERFINALS SAN JOSE SHARKS (#8) VS. DALLAS STARS (#1) SHARKS SUMMARY: WON-2 LOST-4

| DATE     | SCORE                  | ATT.   | GOALTENDERS               | GW GOAL       |
|----------|------------------------|--------|---------------------------|---------------|
| APRIL 22 | @ STARS 4; SHARKS 1    | 16,928 | VERNON/BELFOUR            | JUHA LIND     |
| APRIL 24 | @ STARS 5; SHARKS 2    | 16,928 | HRUDEY, VERNON/BELFOUR    | PAT VERBEEK   |
| APRIL 26 | STARS 1; @ SHARKS 4    | 17,483 | VERNON/BELFOUR, FERNANDEZ | OWEN NOLAN    |
| APRIL 28 | STARS 0; @ SHARKS 1 OT | 17,483 | VERNON/BELFOUR            | ANDREI ZYUZIN |
| APRIL 30 | @ STARS 3; SHARKS 2    | 16,928 | VERNON/BELFOUR            | MIKE MODANO   |
| MAY 2    | STARS 3; @ SHARKS 2 OT | 17,483 | VERNON/BELFOUR            | MIKE KEANE    |

| GOALS BY PERIOD | 1ST | 2ND | 3RD | OT | TOTAL | SHOTS BY PERIOD | 1ST | 2ND | 3RD | OT | TOTAL |
|-----------------|-----|-----|-----|----|-------|-----------------|-----|-----|-----|----|-------|
| SHARKS          | 2   | 5   | 4   | 1  | 12    | SHARKS          | 41  | 48  | 38  | 4  | 131   |
| STARS           | 6   | 6   | 3   | 1  | 16    | STARS           | 55  | 46  | 41  | 3  | 145   |

#### INDIVIDUAL SCORING

| SHARKS            | GP | G | A | TP | +/- | PM | PP | SH | GW | GT | EN | S  | PCTG |
|-------------------|----|---|---|----|-----|----|----|----|----|----|----|----|------|
| JOHN MACLEAN      | 6  | 2 | 3 | 5  | 1   | 4  | 1  | 0  | 0  | 0  | 0  | 18 | 11.1 |
| BERNIE NICHOLLS   | 6  | 0 | 5 | 5  | -2  | 8  | 0  | 0  | 0  | 0  | 0  | 6  | .0   |
| OWEN NOLAN        | 6  | 2 | 2 | 4  | -1  | 26 | 2  | 0  | 1  | 0  | 0  | 16 | 12.5 |
| MIKE RICCI        | 6  | 1 | 3 | 4  | 0   | 6  | 0  | 0  | 0  | 0  | 0  | 8  | 12.5 |
| BILL HOULDER      | 6  | 1 | 2 | 3  | 0   | 2  | 0  | 0  | 0  | 0  | 0  | 8  | 12.5 |
| MURRAY CRAVEN     | 6  | 1 | 1 | 2  | -2  | 0  | 0  | 0  | 0  | 0  | 0  | 6  | 16.7 |
| JOE MURPHY        | 6  | 1 | 1 | 2  | -1  | 20 | 1  | 0  | 0  | 0  | 0  | 10 | 10.0 |
| AL IAFRATE        | 6  | 1 | 0 | 1  | -4  | 10 | 1  | 0  | 0  | 0  | 0  | 10 | 10.0 |
| MIKE RATHJE       | 6  | 1 | 0 | 1  | -3  | 6  | 1  | 0  | 0  | 0  | 0  | 2  | 50.0 |
| RON SUTTER        | 6  | 1 | 0 | 1  | -1  | 14 | 0  | 0  | 0  | 0  | 0  | 7  | 14.3 |
| ANDREI ZYUZIN     | 6  | 1 | 0 | 1  | -2  | 14 | 0  | 0  | 1  | 1  | 0  | 6  | 16.7 |
| STEPHANE MATTEAU  | 4  | 0 | 1 | 1  | 1   | 0  | 0  | 0  | 0  | 0  | 0  | 2  | .0   |
| PATRICK MARLEAU   | 5  | 0 | 1 | 1  | -1  | 0  | 0  | 0  | 0  | 0  | 0  | 2  | .0   |
| JEFF FRIESEN      | 6  | 0 | 1 | 1  | -1  | 2  | 0  | 0  | 0  | 0  | 0  | 9  | .0   |
| TONY GRANATO      | 1  | 0 | 0 | 0  | 0   | 0  | 0  | 0  | 0  | 0  | 0  | 2  | .0   |
| MARCO STURM       | 2  | 0 | 0 | 0  | -2  | 0  | 0  | 0  | 0  | 0  | 0  | 3  | .0   |
| SHAWN BURR        | 6  | 0 | 0 | 0  | -1  | 8  | 0  | 0  | 0  | 0  | 0  | 4  | .0   |
| DAVE LOWRY        | 6  | 0 | 0 | 0  | 0   | 18 | 0  | 0  | 0  | 0  | 0  | 3  | .0   |
| BRYAN MARCHMENT   | 6  | 0 | 0 | 0  | 1   | 10 | 0  | 0  | 0  | 0  | 0  | 5  | .0   |
| MARCUS RAGNARSSON | 6  | 0 | 0 | 0  | 2   | 4  | 0  | 0  | 0  | 0  | 0  | 4  | .0   |
| MIKE VERNON       | 6  | 0 | 0 | 0  | 0   | 0  | 0  | 0  | 0  | 0  | 0  | 0  | .0   |
| KELLY HRUDEY      | 1  | 0 | 0 | 0  | 0   | 0  | 0  | 0  | 0  | 0  | 0  | 0  | .0   |

POWER PLAY: 6-36 (16.7%) PENALTY KILLING 31-38 (81.6%)

| GOALTENDING SHARKS | GP | MIN | GA | AVG  | EN | SO | W | L | SHOTS | SAVE% |
|--------------------|----|-----|----|------|----|----|---|---|-------|-------|
| MIKE VERNON        | 6  | 348 | 14 | 2.41 | 1  | 1  | 2 | 4 | 138   | .899  |
| KELLY HRUDEY       | 1  | 20  | 1  | 3.00 | 0  | 0  | 0 | 1 | 6     | .833  |

## 1995 SHARKS PLAYOFF SUMMARY

# WESTERN CONFERENCE QUARTERFINALS

## CALGARY FLAMES (#2) VS. SAN JOSE SHARKS (#7)

### SHARKS SUMMARY: WON-4 LOST-3

| DATE   | SCORE                      | ATT.   | GOALTENDERS          | GW GOAL        |
|--------|----------------------------|--------|----------------------|----------------|
| MAY 7  | @ FLAMES 4; SHARKS 5       | 15,624 | TABARACCI, KIDD/IRBE | JAMIE BAKER    |
| MAY 9  | @ FLAMES 4; SHARKS 5; OT   | 16,389 | KIDD/IRBE            | ULF DAHLEN     |
| MAY 11 | FLAMES 9; @ SHARKS 2       | 17,190 | KIDD/FLAHERTY, IRBE  | MIKE SULLIVAN  |
| MAY 13 | FLAMES 6; @ SHARKS 4       | 17,190 | KIDD/IRBE            | ROBERT REICHEL |
| MAY 15 | @ FLAMES 5; SHARKS 0       | 18,298 | KIDD/FLAHERTY, IRBE  | JOE NIEUWENDYK |
| MAY 17 | FLAMES 3; @ SHARKS 5       | 17,190 | KIDD/FLAHERTY        | CRAIG JANNEY   |
| MAY 19 | @ FLAMES 4; SHARKS 5; 2 OT | 20,230 | KIDD/FLAHERTY        | RAY WHITNEY    |

| GOALS BY PERIOD | 1ST | 2ND | 3RD | OT | TOTAL | SHOTS BY PERIOD | 1ST | 2ND | 3RD | OT | TOTAL |
|-----------------|-----|-----|-----|----|-------|-----------------|-----|-----|-----|----|-------|
| SHARKS          | 7   | 11  | 6   | 2  | 26    | SHARKS          | 41  | 67  | 66  | 16 | 190   |
| FLAMES          | 13  | 7   | 15  | 0  | 35    | FLAMES          | 91  | 61  | 84  | 23 | 259   |

## INDIVIDUAL SCORING

| SHARKS           | GP | G | A | TP | +/- | PM | PP | SH | GW | GT | EN | S  | PCTG |
|------------------|----|---|---|----|-----|----|----|----|----|----|----|----|------|
| ULF DAHLEN       | 7  | 4 | 3 | 7  | -6  | 0  | 2  | 0  | 1  | 1  | 0  | 16 | 25.0 |
| CRAIG JANNEY     | 7  | 3 | 4 | 7  | -9  | 4  | 0  | 0  | 1  | 0  | 0  | 17 | 17.6 |
| RAY WHITNEY      | 7  | 2 | 4 | 6  | 2   | 0  | 0  | 0  | 1  | 1  | 0  | 13 | 15.4 |
| IGOR LARIONOV    | 7  | 1 | 5 | 6  | -1  | 2  | 0  | 0  | 0  | 0  | 0  | 15 | 6.7  |
| MIKE RATHJE      | 7  | 3 | 2 | 5  | -7  | 4  | 3  | 0  | 0  | 0  | 0  | 13 | 23.1 |
| SERGEI MAKAROV   | 7  | 2 | 3 | 5  | -1  | 4  | 0  | 0  | 0  | 0  | 0  | 5  | 40.0 |
| JEFF FRIESEN     | 7  | 1 | 4 | 5  | -3  | 4  | 0  | 0  | 0  | 0  | 0  | 16 | 6.3  |
| TOM PEDERSON     | 6  | 0 | 5 | 5  | -10 | 6  | 0  | 0  | 0  | 0  | 0  | 13 | .0   |
| PAT FALLOON      | 7  | 3 | 1 | 4  | -2  | 0  | 0  | 0  | 0  | 0  | 0  | 20 | 15.0 |
| JAMIE BAKER      | 7  | 2 | 2 | 4  | -2  | 10 | 0  | 0  | 1  | 0  | 0  | 12 | 16.7 |
| SANDIS OZOLINSH  | 7  | 3 | 0 | 3  | -7  | 4  | 1  | 0  | 0  | 0  | 0  | 12 | 25.0 |
| JEFF ODGERS      | 7  | 1 | 1 | 2  | 1   | 4  | 0  | 0  | 0  | 0  | 0  | 3  | 33.3 |
| CHRIS TANCILL    | 7  | 1 | 1 | 2  | -1  | 0  | 0  | 0  | 0  | 0  | 0  | 11 | 9.1  |
| JAY MORE         | 7  | 0 | 2 | 2  | 6   | 6  | 0  | 0  | 0  | 0  | 0  | 7  | .0   |
| SHEAN DONOVAN    | 3  | 0 | 1 | 1  | -1  | 0  | 0  | 0  | 0  | 0  | 0  | 2  | .0   |
| JIM KYTE         | 7  | 0 | 1 | 1  | 3   | 12 | 0  | 0  | 0  | 0  | 0  | 7  | .0   |
| VLASTIMIL KROUPA | 2  | 0 | 0 | 0  | -1  | 0  | 0  | 0  | 0  | 0  | 0  | 2  | .0   |
| KEVIN MILLER     | 4  | 0 | 0 | 0  | -2  | 0  | 0  | 0  | 0  | 0  | 0  | 2  | .0   |
| ARTURS IRBE      | 5  | 0 | 0 | 0  | 0   | 10 | 0  | 0  | 0  | 0  | 0  | 0  | .0   |
| ANDREI NAZAROV   | 6  | 0 | 0 | 0  | 0   | 9  | 0  | 0  | 0  | 0  | 0  | 3  | .0   |
| SHAWN CRONIN     | 7  | 0 | 0 | 0  | 2   | 5  | 0  | 0  | 0  | 0  | 0  | 1  | .0   |

POWER PLAY: 6-31 (19.4%) PENALTY KILLING: 24-31 (77.4%)

| GOALTENDING SHARKS | GP | MIN | GA | AVG  | EN | SO | W | L | SHOTS | SAVE% |
|--------------------|----|-----|----|------|----|----|---|---|-------|-------|
| ARTURS IRBE        | 5  | 256 | 21 | 4.92 | 1  | 0  | 2 | 3 | 138   | .848  |
| WADE FLAHERTY      | 4  | 197 | 13 | 3.96 | 0  | 0  | 2 | 0 | 120   | .892  |



## 1995 SHARKS PLAYOFF SUMMARY

# WESTERN CONFERENCE SEMIFINALS

## DETROIT RED WINGS (#1) VS. SAN JOSE SHARKS (#7)

### SHARKS SUMMARY: WON-0 LOST-4

| DATE   | SCORE                   | ATT.   | GOALTENDERS     | GW GOAL           |
|--------|-------------------------|--------|-----------------|-------------------|
| MAY 21 | @ RED WINGS 6; SHARKS 0 | 19,875 | VERNON/FLAHERTY | DINO CICCARELLI   |
| MAY 23 | @ RED WINGS 6; SHARKS 2 | 19,875 | VERNON/IRBE     | STEVE YZERMAN     |
| MAY 25 | RED WINGS 6; @ SHARKS 2 | 17,190 | VERNON/FLAHERTY | VYACHESLAV KOZLOV |
| MAY 27 | RED WINGS 6; @ SHARKS 2 | 17,190 | VERNON/FLAHERTY | DOUG BROWN        |

| GOALS BY PERIOD | 1ST | 2ND | 3RD | OT | TOTAL | SHOTS BY PERIOD | 1ST | 2ND | 3RD | OT | TOTAL |
|-----------------|-----|-----|-----|----|-------|-----------------|-----|-----|-----|----|-------|
| RED WINGS       | 10  | 6   | 8   | 0  | 24    | RED WINGS       | 55  | 61  | 31  | 0  | 147   |
| SHARKS          | 0   | 2   | 4   | 0  | 6     | SHARKS          | 25  | 16  | 20  | 0  | 61    |

## INDIVIDUAL SCORING

| SHARKS           | GP | G | A | TP | +/- | PM | PP | SH | GW | GT | EN | S | PCTG  |
|------------------|----|---|---|----|-----|----|----|----|----|----|----|---|-------|
| IGOR LARIONOV    | 4  | 0 | 3 | 3  | -3  | 0  | 0  | 0  | 0  | 0  | 0  | 4 | .0    |
| MIKE RATHJE      | 4  | 2 | 0 | 2  | -8  | 0  | 2  | 0  | 0  | 0  | 0  | 5 | 40.0  |
| RAY WHITNEY      | 4  | 2 | 0 | 2  | -5  | 2  | 0  | 0  | 0  | 0  | 0  | 2 | 100.0 |
| ULF DAHLEN       | 4  | 1 | 1 | 2  | -7  | 0  | 1  | 0  | 0  | 0  | 0  | 3 | 33.3  |
| JAY MORE         | 4  | 0 | 2 | 2  | -6  | 0  | 0  | 0  | 0  | 0  | 0  | 4 | .0    |
| SANDIS OZOLINSH  | 4  | 0 | 2 | 2  | -6  | 2  | 0  | 0  | 0  | 0  | 0  | 3 | .0    |
| SERGEI MAKAROV   | 4  | 1 | 0 | 1  | -2  | 0  | 0  | 0  | 0  | 0  | 0  | 3 | 33.3  |
| JEFF FRIESEN     | 4  | 0 | 1 | 1  | -6  | 0  | 0  | 0  | 0  | 0  | 0  | 5 | .0    |
| JIM KYTE         | 4  | 0 | 1 | 1  | -4  | 2  | 0  | 0  | 0  | 0  | 0  | 1 | .0    |
| SHAWN CRONIN     | 2  | 0 | 0 | 0  | 0   | 0  | 0  | 0  | 0  | 0  | 0  | 0 | .0    |
| KEVIN MILLER     | 2  | 0 | 0 | 0  | -1  | 2  | 0  | 0  | 0  | 0  | 0  | 5 | .0    |
| JAMIE BAKER      | 4  | 0 | 0 | 0  | -5  | 2  | 0  | 0  | 0  | 0  | 0  | 8 | .0    |
| SHEAN DONOVAN    | 4  | 0 | 0 | 0  | -2  | 6  | 0  | 0  | 0  | 0  | 0  | 5 | .0    |
| PAT FALLOON      | 4  | 0 | 0 | 0  | -4  | 0  | 0  | 0  | 0  | 0  | 0  | 4 | .0    |
| CRAIG JANNEY     | 4  | 0 | 0 | 0  | -4  | 0  | 0  | 0  | 0  | 0  | 0  | 0 | .0    |
| VLASTIMIL KROUPA | 4  | 0 | 0 | 0  | -2  | 4  | 0  | 0  | 0  | 0  | 0  | 1 | .0    |
| JEFF ODGERS      | 4  | 0 | 0 | 0  | -1  | 19 | 0  | 0  | 0  | 0  | 0  | 2 | .0    |
| TOM PEDERSON     | 4  | 0 | 0 | 0  | -4  | 2  | 0  | 0  | 0  | 0  | 0  | 1 | .0    |
| CHRIS TANCILL    | 4  | 0 | 0 | 0  | -6  | 8  | 0  | 0  | 0  | 0  | 0  | 5 | .0    |

POWER PLAY: 3-17 (17.6%) PENALTY KILLING: 9-15 (60.0%)

| GOALTENDING SHARKS | GP | MIN | GA | AVG  | EN | SO | W | L | SHOTS | SAVE% |
|--------------------|----|-----|----|------|----|----|---|---|-------|-------|
| WADE FLAHERTY      | 3  | 180 | 18 | 6.00 | 0  | 0  | 0 | 3 | 101   | .822  |
| ARTURS IRBE        | 1  | 60  | 6  | 6.00 | 0  | 0  | 0 | 1 | 46    | .870  |



## 1994 SHARKS PLAYOFF SUMMARY

**WESTERN CONFERENCE QUARTERFINALS**  
**DETROIT RED WINGS (#1) VS. SAN JOSE SHARKS (#8)**  
**SHARKS SUMMARY: WON-4 LOST-3**

| DATE     | SCORE                   | ATT.   | GOALTENDERS          | GW GOAL          |
|----------|-------------------------|--------|----------------------|------------------|
| APRIL 18 | @ RED WINGS 4; SHARKS 5 | 19,778 | ESSENSA/IRBE         | VLASTIMIL KROUPA |
| APRIL 20 | @ RED WINGS 4; SHARKS 0 | 19,875 | OSGOOD/IRBE          | SHAWN BURR       |
| APRIL 22 | RED WINGS 3; @ SHARKS 2 | 17,190 | OSGOOD/IRBE          | SHAWN BURR       |
| APRIL 23 | RED WINGS 3; @ SHARKS 4 | 17,190 | OSGOOD/IRBE          | SERGEI MAKAROV   |
| APRIL 26 | RED WINGS 4; @ SHARKS 6 | 17,190 | ESSENSA, OSGOOD/IRBE | J. GARPENLOV     |
| APRIL 28 | @ RED WINGS 7; SHARKS 1 | 19,875 | OSGOOD/IRBE, WAITE   | STEVE CHIASSON   |
| APRIL 30 | @ RED WINGS 2; SHARKS 3 | 19,875 | OSGOOD/IRBE          | JAMIE BAKER      |

| GOALS BY PERIOD | 1ST | 2ND | 3RD | OT | TOTAL | SHOTS BY PERIOD | 1ST | 2ND | 3RD | OT | TOTAL |
|-----------------|-----|-----|-----|----|-------|-----------------|-----|-----|-----|----|-------|
| RED WINGS       | 11  | 8   | 8   | 0  | 27    | RED WINGS       | 74  | 79  | 65  | 0  | 218   |
| SHARKS          | 7   | 6   | 8   | 0  | 21    | SHARKS          | 47  | 60  | 46  | 0  | 153   |

## INDIVIDUAL SCORING

| SHARKS           | GP | G | A | TP | +/- | PM | PP | SH | GW | GT | EN | S  | PCTG  |
|------------------|----|---|---|----|-----|----|----|----|----|----|----|----|-------|
| IGOR LARIONOV    | 7  | 2 | 8 | 10 | -5  | 4  | 0  | 0  | 0  | 0  | 0  | 10 | 20.0  |
| SERGEI MAKAROV   | 7  | 6 | 0 | 6  | -3  | 4  | 3  | 0  | 1  | 0  | 0  | 14 | 42.9  |
| JOHAN GARPENLOV  | 7  | 2 | 3 | 5  | -5  | 6  | 0  | 0  | 1  | 0  | 0  | 8  | 25.0  |
| TODD ELIK        | 7  | 1 | 4 | 5  | -1  | 8  | 0  | 0  | 0  | 0  | 0  | 15 | 6.7   |
| SANDIS OZOLINSH  | 7  | 0 | 5 | 5  | -4  | 0  | 0  | 0  | 0  | 0  | 0  | 12 | .0    |
| ULF DAHLEN       | 7  | 3 | 1 | 4  | 0   | 0  | 2  | 0  | 0  | 0  | 0  | 12 | 25.0  |
| TOM PEDERSON     | 7  | 1 | 3 | 4  | -1  | 2  | 0  | 1  | 0  | 0  | 0  | 18 | 5.6   |
| JAMIE BAKER      | 7  | 2 | 1 | 3  | -1  | 4  | 0  | 0  | 1  | 0  | 0  | 7  | 28.6  |
| JEFF NORTON      | 7  | 0 | 3 | 3  | -4  | 12 | 0  | 0  | 0  | 0  | 0  | 15 | .0    |
| BOB ERREY        | 7  | 1 | 1 | 2  | 0   | 2  | 0  | 0  | 0  | 0  | 0  | 5  | 20.0  |
| VLASTIMIL KROUPA | 7  | 1 | 1 | 2  | -2  | 2  | 0  | 0  | 1  | 0  | 0  | 4  | 25.0  |
| GAETAN DUCHESNE  | 7  | 0 | 2 | 2  | 1   | 8  | 0  | 0  | 0  | 0  | 0  | 5  | .0    |
| RAY WHITNEY      | 7  | 0 | 2 | 2  | -4  | 2  | 0  | 0  | 0  | 0  | 0  | 11 | .0    |
| SHAWN CRONIN     | 7  | 1 | 0 | 1  | -2  | 6  | 0  | 0  | 0  | 0  | 0  | 1  | 100.0 |
| ROB GAUDREAU     | 7  | 1 | 0 | 1  | 0   | 0  | 1  | 0  | 0  | 0  | 0  | 6  | 16.7  |
| PAT FALLOON      | 7  | 0 | 1 | 1  | -3  | 4  | 0  | 0  | 0  | 0  | 0  | 4  | .0    |
| JAY MORE         | 7  | 0 | 1 | 1  | -2  | 12 | 0  | 0  | 0  | 0  | 0  | 3  | .0    |
| JEFF ODGERS      | 4  | 0 | 0 | 0  | -1  | 2  | 0  | 0  | 0  | 0  | 0  | 3  | .0    |
| ARTURS IRBE      | 7  | 0 | 0 | 0  | 0   | 4  | 0  | 0  | 0  | 0  | 0  | 0  | .0    |

POWER PLAY: 6-36 (16.7%) PENALTY KILLING: 30-35 (85.7%)

| GOALTENDING SHARKS | GP | MIN | GA | AVG  | EN | SO | W | L | SHOTS | SAVE% |
|--------------------|----|-----|----|------|----|----|---|---|-------|-------|
| ARTURS IRBE        | 7  | 399 | 26 | 3.91 | 0  | 0  | 4 | 3 | 210   | .876  |
| JIM WAITE          | 1  | 20  | 1  | 3.00 | 0  | 0  | 0 | 0 | 8     | .875  |



## 1994 SHARKS PLAYOFF SUMMARY

### WESTERN CONFERENCE SEMIFINALS TORONTO MAPLE LEAFS (#2) VS. SAN JOSE SHARKS (#8) SHARKS SUMMARY: WON-3 LOST-4

| DATE   | SCORE                        | ATT.   | GOALTENDERS         | GW GOAL         |
|--------|------------------------------|--------|---------------------|-----------------|
| MAY 2  | @ MAPLE LEAFS 2; SHARKS 3    | 15,728 | POTVIN/IRBE         | JOHAN GARPENLOV |
| MAY 4  | @ MAPLE LEAFS 5; SHARKS 1    | 15,728 | POTVIN/IRBE         | MIKE GARTNER    |
| MAY 6  | MAPLE LEAFS 2; @ SHARKS 5    | 17,190 | POTVIN, RHODES/IRBE | ULF DAHLEN      |
| MAY 8  | MAPLE LEAFS 8; @ SHARKS 3    | 17,190 | POTVIN/IRBE, WAITE  | WENDEL CLARK    |
| MAY 10 | MAPLE LEAFS 2; @ SHARKS 5    | 17,190 | POTVIN/IRBE         | SERGEI MAKAROV  |
| MAY 12 | @ MAPLE LEAFS 3; SHARKS 2 OT | 15,728 | POTVIN/IRBE         | MIKE GARTNER    |
| MAY 14 | @ MAPLE LEAFS 4; SHARKS 2    | 15,728 | POTVIN/IRBE         | MARK OSBORNE    |

| GOALS BY PERIOD | 1ST | 2ND | 3RD | OT | TOTAL | SHOTS BY PERIOD | 1ST | 2ND | 3RD | OT | TOTAL |
|-----------------|-----|-----|-----|----|-------|-----------------|-----|-----|-----|----|-------|
| MAPLE LEAFS     | 9   | 9   | 7   | 1  | 26    | MAPLE LEAFS     | 65  | 64  | 68  | 1  | 198   |
| SHARKS          | 5   | 8   | 8   | 0  | 21    | SHARKS          | 60  | 75  | 52  | 0  | 187   |

#### INDIVIDUAL SCORING

| SHARKS           | GP | G | A | TP | +/- | PM | PP | SH | GW | GT | EN | S  | PCTG |
|------------------|----|---|---|----|-----|----|----|----|----|----|----|----|------|
| IGOR LARIONOV    | 7  | 3 | 5 | 8  | 4   | 6  | 0  | 0  | 0  | 0  | 0  | 17 | 17.6 |
| TODD ELIK        | 7  | 4 | 1 | 5  | -4  | 4  | 1  | 0  | 0  | 0  | 0  | 30 | 13.3 |
| JOHAN GARPENLOV  | 7  | 2 | 3 | 5  | 5   | 0  | 0  | 0  | 1  | 0  | 0  | 15 | 13.3 |
| SANDIS OZOLINSH  | 7  | 0 | 5 | 5  | 7   | 8  | 0  | 0  | 0  | 0  | 0  | 11 | .0   |
| ULF DAHLEN       | 7  | 3 | 1 | 4  | -3  | 0  | 1  | 0  | 1  | 0  | 0  | 24 | 12.5 |
| SERGEI MAKAROV   | 7  | 2 | 2 | 4  | 5   | 0  | 0  | 0  | 1  | 0  | 0  | 12 | 16.7 |
| BOB ERREY        | 7  | 2 | 1 | 3  | -3  | 8  | 1  | 0  | 0  | 0  | 0  | 7  | 28.6 |
| GAETAN DUCHESNE  | 7  | 1 | 2 | 3  | -3  | 4  | 0  | 0  | 0  | 0  | 0  | 12 | 8.3  |
| JEFF NORTON      | 7  | 1 | 2 | 3  | 8   | 8  | 0  | 0  | 0  | 0  | 0  | 9  | 11.1 |
| TOM PEDERSON     | 7  | 0 | 3 | 3  | -5  | 0  | 0  | 0  | 0  | 0  | 0  | 16 | .0   |
| JAMIE BAKER      | 7  | 1 | 1 | 2  | 0   | 26 | 0  | 0  | 0  | 0  | 0  | 6  | 16.7 |
| PAT FALLOON      | 7  | 1 | 1 | 2  | 1   | 2  | 0  | 0  | 0  | 0  | 0  | 4  | 25.0 |
| RAY WHITNEY      | 7  | 0 | 2 | 2  | 0   | 6  | 0  | 0  | 0  | 0  | 0  | 5  | .0   |
| ROB GAUDREAU     | 7  | 1 | 0 | 1  | -1  | 0  | 0  | 1  | 0  | 0  | 0  | 8  | 12.5 |
| JAY MORE         | 6  | 0 | 1 | 1  | -2  | 20 | 0  | 0  | 0  | 0  | 0  | 2  | .0   |
| VLASTIMIL KROUPA | 7  | 0 | 1 | 1  | -6  | 19 | 0  | 0  | 0  | 0  | 0  | 2  | .0   |
| MIKE RATHJE      | 1  | 0 | 0 | 0  | 1   | 0  | 0  | 0  | 0  | 0  | 0  | 0  | .0   |
| SHAWN CRONIN     | 7  | 0 | 0 | 0  | -2  | 14 | 0  | 0  | 0  | 0  | 0  | 4  | .0   |
| ARTURS IRBE      | 7  | 0 | 0 | 0  | 0   | 2  | 0  | 0  | 0  | 0  | 0  | 0  | .0   |
| JEFF ODGERS      | 7  | 0 | 0 | 0  | -1  | 9  | 0  | 0  | 0  | 0  | 0  | 3  | .0   |

POWER PLAY: 3-38 (7.9%) PENALTY KILLING: 18-26 (69.2%)

| GOALTENDING SHARKS | GP | MIN | GA | AVG  | EN | SO | W | L | SHOTS | SAVE% |
|--------------------|----|-----|----|------|----|----|---|---|-------|-------|
| ARTURS IRBE        | 7  | 407 | 24 | 3.54 | 0  | 0  | 3 | 4 | 189   | .873  |
| JIM WAITE          | 1  | 20  | 2  | 6.00 | 0  | 0  | 0 | 0 | 9     | .778  |

★★★ HOME OF THE  
**AUTHENTIC  
FAN** ★★★



f t i o @NBCSAuthentic

**#SharksOnNBCS**

 **Sports**  
**CALIFORNIA**



NATIONAL HOCKEY LEAGUE





## NATIONAL HOCKEY LEAGUE

### NEW YORK

1185 Avenue of the Americas, 15th Floor  
New York, NY 10036  
O: 212-789-2000  
F: 212-789-2020

### TORONTO

50 Bay Street, 11th Floor  
Toronto, ON M5J 2X8  
O: 416-359-7900  
F: 416-981-2779

### MONTREAL

1800 McGill College Avenue, Suite 2600  
Montreal, QC H3A 3J6  
O: 514-841-9220

### NHL DIRECTORY

**Commissioner:** Gary B. Bettman  
**Deputy Commissioner:** William Daly  
**Senior Executive Vice President of Hockey Operations:** Colin Campbell



Gary B. Bettman



William Daly



Colin Campbell

### NHL COMMUNICATIONS (@PR\_NHL)

**GARY MEAGHER**, Exec. VP, Communications  
O: 416-359-7960, C: 416-729-4700, gmeagher@nhl.com

**FRANK BROWN**, Group VP, Communications  
O: 212-789-2042, C: 347-853-4390, fbrown@nhl.com  
\* Commissioner's Office requests

**JOHN DELLAPINA**, Group VP, Communications  
O: 212-789-2115, C: 917-363-7988, jdellapina@nhl.com  
\* Department of Player Safety requests and general hockey inquiries

**JAMEY HORAN**, Senior Vice President, Event Communications & Player Development  
O: 212-789-2785, C: 646-652-9981, jhoran@nhl.com  
\* Deputy Commissioner requests and event/player development inquiries

**JENNIFER NEZIOL**, VP, Corporate Communications  
O: 212-789-7912, C: 416-275-9182, jneziol@nhl.com  
\* Corporate & strategic business inquiries

**BENNY ERCOLANI**, Statistician & Information Officer  
O: 416-359-7963, C: 416-729-5666, bercolani@nhl.com

**GREG INGLIS**, Senior Director, News Services  
O: 212-789-2065, C: 347-853-2461, ginglis@nhl.com  
\* Editorial content/research

**NIRVA MILOD**, Director, Communications  
O: 212-789-2123, C: 917-715-6187, nmilod@nhl.com  
\* Corporate communications and entertainment publicity

**JENNIFER MOAD**, Director, Communications  
O: 416-359-7961, C: 416-527-2852, jmoad@nhl.com

**CHRIS WOJCIK**, Director, Event Communications & Player Development  
O: 212-789-2097, C: 646-285-7711, cwojick@nhl.com  
\* Event inquiries

**JULIE YOUNG**, Director, Communications  
O: 416-359-7964, C: 416-605-3550, jyoung@nhl.com  
\* Hockey Operations and Officiating requests

**TREVOR BJERGSO**, Senior Manager, Communications  
O: 416-359-7965, C: 416-540-5306, tbjergso@nhl.com  
\* Social media inquiries and Central Scouting requests

**DAVID KEON**, Senior Manager, Communications  
O: 416-359-7962, C: 416-729-5665, dkeon@nhl.com  
\* International credentials

**CHRIS ACKROYD**, Manager, Communications  
O: 416-359-7978, C: 437-777-9296, cackroyd@nhl.com  
\* In-game communications

**JOSH BERNSTEIN**, Manager, Communications  
O: 212-789-2609, C: 516-528-8365, jbpr@nhl.com  
\* Editorial content/research and Morning Skate

**CASEY BLOSSOM**, Manager, Event Communications & Player Development  
O: 212-324-8112, C: 646-634-1311, cblossom@nhl.com

**BRENDON CROSSMAN**, Manager, Communications  
O: 416-359-7903, C: 416-702-4645, bcrossman@nhl.com  
\* In-game communications

**JASMINE GHAFOUR**, Manager, Communications  
O: 416-359-7968, C: 647-808-4876, jghafour@nhl.com

**DYLAN COOPER**, Coordinator, Communications  
O: 416-359-7978, C: 289-423-5202, dcooper@nhl.com  
\* In-game communications

**MEGAN COOPER**, Coordinator, Event Communications & Player Development  
O: 212-324-8161, mcooper@nhl.com

**JEFF DAY**, Coordinator, Event Communications & Player Development  
O: 212-789-2108, C: 914-552-1660, jday@nhl.com

**GINA MORRA**, Assistant, Event Communications & Player Development  
O: 212-789-2690, gmorra@nhl.com






## 2017-18 NHL OFFICIALS

## REFEREES

| NAME | NUMBER |
|------|--------|
|------|--------|

|                      |    |
|----------------------|----|
| Anderson, Reid*      | 49 |
| Brenk, Jacob         | 26 |
| Charron, Francis     | 6  |
| Chmielewski, Tom     | 18 |
| Dwyer, Gord          | 19 |
| Furlatt, Eric        | 27 |
| Hanson, Trevor       | 14 |
| Hebert, Ghislain     | 22 |
| Hebert, Jean         | 15 |
| Jackson, Dave        | 8  |
| Joannette, Marc      | 25 |
| Kowal, Tom           | 32 |
| Kozari, Steve        | 40 |
| Lambert, Pierre*     | 47 |
| L'Ecuyer, Frederick  | 17 |
| Lee, Chris           | 28 |
| Leggo, Mike          | 3  |
| Luxmore, Thomas John | 21 |
| MacDougall, Peter*   | 45 |
| McCauley, Wes        | 4  |
| McIsaac, Jon         | 2  |
| Meier, Brad          | 34 |
| Morton, Dean         | 36 |
| Nicholson, Kendrick  | 30 |
| O'Halloran, Dan      | 13 |
| O'Rourke, Dan        | 9  |
| Peel, Tim            | 20 |
| Pochmara, Brian      | 16 |
| Pollock, Kevin       | 33 |
| Rank, Garrett        | 7  |
| Rehman, Kyle         | 10 |
| Romasko, Evgeny*     | 39 |
| Rooney, Chris        | 5  |
| Schlenker, Chris*    | 48 |
| Skiliter, Graham     | 24 |
| South, Furman*       | 44 |
| St-Laurent, Francois | 38 |
| St. Pierre, Justin   | 12 |
| Sutherland, Kelly    | 11 |
| Voss, Cameron*       | 41 |
| Walsh, Ian           | 29 |
| Watson, Brad         | 23 |



## LINESMEN

| NAME               | NUMBER | NAME                     | NUMBER |
|--------------------|--------|--------------------------|--------|
| Alphonso, Shandor  | 52     | Mach, Brian              | 78     |
| Amell, Derek       | 75     | MacPherson, Matt         | 83     |
| Barton, Steve      | 59     | Miller, Steve            | 89     |
| Berg, Devin        | 87     | Mills, Bevan*            | 53     |
| Brisebois, David   | 96     | Murchison, Kiel          | 79     |
| Cameron, Lonnie    | 74     | Murphy, Brian            | 93     |
| Cherrey, Scott     | 50     | Murray, Jonny            | 95     |
| Cormier, Michel    | 76     | Nagy, Kory               | 97     |
| Daisy, Ryan        | 81     | Nansen, Derek            | 70     |
| Devorski, Greg     | 54     | Nowak, Tim               | 77     |
| Driscoll, Scott    | 68     | Pancich, Bryan           | 94     |
| Galloway, Ryan     | 82     | Racicot, Pierre          | 65     |
| Gawryletz, Brandon | 64     | Rody, Vaughan            | 73     |
| Gibbons, Ryan      | 58     | Sericolo, Anthony        | 84     |
| Gibbs, Darren      | 66     | Smith, Andrew            | 51     |
| Henderson, Don     | 91     | Shewchyk, Mark           | 92     |
| Heyer, Shane       | 55     | Suchanek, Libor*         | 60     |
| Knorr, Trent       | 63     | Wheler, Mark             | 56     |
| Kovachik, Brad     | 71     | * minor league officials |        |



### NHL TROPHIES

**HART MEMORIAL TROPHY:** An annual award to “the player adjudged to be the most valuable to his team.” Winner selected in a poll by the Professional Hockey Writers’ Association in all NHL cities at the end of the regular season schedule. **2017 Winner: Connor McDavid, Edmonton Oilers**

**ART ROSS TROPHY:** An annual award to “the player who leads the League in scoring points at the end of the regular season.” **2017 Winner: Connor McDavid, Edmonton Oilers**

**MAURICE “ROCKET” RICHARD TROPHY:** The Maurice “Rocket” Richard Trophy, a gift to the National Hockey League from the Montreal Canadiens, is presented to the player finishing the regular season as the League’s goal-scoring leader. During his 18-year career with the Canadiens from 1942-43 through 1959-60, Richard was the first player in NHL history to score 50 goals in a season and 500 for his career. He was the League’s top goal-scorer five times, played on eight Stanley Cup Champions and was inducted into the Hockey Hall of Fame in 1961.

**2017 Winner: Sidney Crosby, Pittsburgh Penguins**

**CALDER MEMORIAL TROPHY:** An annual award to “the player selected as the most proficient in his first year of competition in the National Hockey League.” Winner selected in a poll by the Professional Hockey Writers’ Association at the end of the regular season schedule. To be eligible for this award, a player cannot have competed in more than 25 games in any single preceding season nor in six or more games in each of any two preceding seasons in any major professional league. Beginning in 1990-91, to be eligible for this award, a player must not have attained his 26th birthday by September 15 of the season in which he is eligible.

**2017 Winner: Auston Matthews, Toronto Maple Leafs**

**JAMES NORRIS MEMORIAL TROPHY:** An annual award to “the defense player who demonstrates throughout the season the greatest all-round ability in the position.” Winner selected by a poll of the Professional Hockey Writers’ Association at the end of the regular schedule.

**2017 Winner: Brent Burns, San Jose Sharks**

**VEZINA TROPHY:** An annual award to “the goalkeeper adjudged to be the best at his position” as voted by the general managers of each NHL club. Until the 1981-82 season, the goalkeeper(s) of the team allowing the fewest number of goals during the regular season were awarded the Vezina Trophy.

**2017 Winner: Sergei Bobrovsky, Columbus Blue Jackets**

**LADY BYNG MEMORIAL TROPHY:** An annual award to “the player adjudged to have exhibited the best type of sportsmanship and gentlemanly conduct combined with a high standard of playing ability.” Winner selected in poll by the Professional Hockey Writers’ Association at the end of the regular schedule.

**2017 Winner: Johnny Gaudreau, Calgary Flames**

**FRANK J. SELKE TROPHY:** An annual award to “the forward who best excels in the defensive aspects of the game.” Winner selected in a poll by the Professional Hockey Writers’ Association at the end of the regular schedule. **2017 Winner: Patrice Bergeron, Boston Bruins**







**CONN SMYTHE TROPHY:** An annual award to “the most valuable player for his team in the playoffs.” Winner selected by the Professional Hockey Writers’ Association at the conclusion of the final game in the Stanley Cup Finals.

**2017 Winner: Sidney Crosby, Pittsburgh Penguins**

**WILLIAM M. JENNINGS TROPHY:** Since the 1981-82 season, an annual award to “the goalkeeper(s) having played a minimum of 25 games for the team with the fewest goals scored against it.”

**2017 Winner: Braden Holtby, Washington Capitals**

**JACK ADAMS AWARD:** An annual award presented by the National Hockey League Broadcasters’ Association to “the NHL coach adjudged to have contributed the most to his team’s success.” Poll taken at the conclusion of the regular season. **2017 Winner: John Tortorella, Columbus Blue Jackets**

**BILL MASTERTON MEMORIAL TROPHY:** An annual award under the trusteeship of the Professional Hockey Writers’ Association to “the NHL player who best exemplifies the qualities of perseverance, sportsmanship and dedication to hockey.” The winner is chosen by a poll among the PWHF at the conclusion of the regular season.

**2017 Winner: Craig Anderson, Ottawa Senators**

**LESTER PATRICK TROPHY:** An annual award “for outstanding service to hockey in the United States.” Eligible recipients are players, officials, coaches, executives and referees. Winner selected by an award committee consisting of the Commissioner of the NHL, an NHL Governor, a representative of the N.Y. Rangers, a member of the Hockey Hall of Fame Builder’s section, a member of the Hockey Hall of Fame Player’s section, a member of the U.S. Hockey Hall of Fame, a member of the NHL Broadcasters’ Association and a member of the Professional Hockey Writers’ Association. Each except the League Commissioner is rotated annually.

**2017 Winner: TBA**

**KING CLANCY MEMORIAL AWARD:** An annual award to “the player who best exemplifies leadership qualities on-and-off the ice and has made a noteworthy humanitarian contribution in his community.”

**2017 Winner: Craig Anderson, Ottawa Senators**

**TED LINDSAY AWARD:** Known as the Lester B. Pearson Award until 2010, this annual award is presented to the NHL’s outstanding player as selected by the members of the National Hockey League Players’ Association.

**2017 Winner: Connor McDavid, Edmonton Oilers**

**PRESIDENTS’ TROPHY:** An annual award presented to the club finishing the regular season with the best overall record. **2017 Winner: Washington Capitals**

**MESSIER LEADERSHIP AWARD:** The Mark Messier NHL Leadership Award has been awarded since 2006-07 and is awarded “to the player who exemplifies great leadership qualities to his team, on and off the ice during the regular season.” Suggestions for nominees are solicited from fans, clubs and NHL personnel, but the selection of the three finalists and the ultimate winner is made by Messier, one of the finest leaders in NHL history; the six-time Stanley Cup champion is one of three players to have captained three teams (Edmonton, N.Y. Rangers, Vancouver).

**017 Winner: Nick Foligno, Columbus Blue Jackets**

**GENERAL MANAGER OF THE YEAR:** An annual award presented to recognize the work of the league’s general managers, voting for this award is conducted among the 30 club general managers and a panel of NHL executives, print and broadcast media at the conclusion of the regular season.

**2017 Winner: David Poile, Nashville Predators**

**NHL FOUNDATION AWARD:** The NHL Foundation Player Award is awarded annually to the National Hockey League (NHL) player “who applies the core values of (ice) hockey—commitment, perseverance and teamwork—to enrich the lives of people in his community.” **2017 Winner: Travis Hamonic, New York Islanders**



# ANAHEIM DUCKS

## HONDA CENTER


2695 E. Katella Ave.  
Anaheim, Calif. 92806  
Phone: 714-940-2900  
Fax: 714-940-2953

## PRACTICE FACILITY

The Rinks - Anaheim ICE  
300 West Lincoln Ave.  
Anaheim, Calif. 92805  
Phone: 714-535-7465

## AHL AFFILIATE

San Diego Gulls



Ryan Kesler

**G.M.:** Bob Murray

**Coach:** Randy Carlyle

**P.R.:** Alex Gilchrist, Steve

Hoem, Keren Lynch

**Press Box:** 714-704-2623

## FAST FACTS

**LAST SHARKS WIN:** Dec. 27, 2016 (Sharks 3 @ Anaheim 2 OT)

**LAST ANAHEIM WIN:** Mar. 18, 2017 (Anaheim 2 @ Sharks 1)

**LAST SHARKS SHUTOUT:** Oct. 10, 2015 (Anaheim 0 @ Sharks 2) (Martin Jones)

**LAST ANAHEIM SHUTOUT:** Dec. 4, 2015 (Sharks 0 @ Anaheim 1) (John Gibson)

**LAST SHARKS WIN AT HOME:** Oct. 25, 2016 (Anaheim 1 @ Sharks 2 OT)

**LAST ANAHEIM WIN AT HOME:** Dec. 9, 2016 (Sharks 2 @ Anaheim 3)

**LAST SHARKS WIN AT ANAHEIM:** Dec. 27, 2016 (Sharks 3 @ Anaheim 2 OT)

**LAST ANAHEIM WIN AT SHARKS:** Mar. 18, 2017 (Anaheim 2 @ Sharks 1)

**LAST SHARKS OVERTIME WIN AT HOME:** Oct. 25, 2016 (Anaheim 1 @ Sharks 2 OT)

**LAST ANAHEIM OVERTIME WIN AT HOME:** Dec. 22, 2014 (Sharks 2 @ Anaheim 3 OT)

**LAST SHARKS OVERTIME WIN AT ANAHEIM:** Dec. 27, 2016 (Sharks 3 @ Anaheim 2 OT)

**LAST ANAHEIM OVERTIME WIN AT SHARKS:** Nov. 9, 2010 (Anaheim 3 @ Sharks 2 OT)

**LAST SHARKS SHOOTOUT WIN:** Nov. 30, 2013 (Anaheim 3 @ Sharks 4 OT)

**LAST SHARKS SHOOTOUT LOSS:** Nov. 17, 2007 (Anaheim 2 @ Sharks 1 OT)

**MOST GOALS BY SHARKS:** 7, 2 times, MR, Mar. 29, 2001 (Anaheim 4 @ Sharks 7)

**MOST GOALS BY ANAHEIM:** 7, Feb. 6, 2007 (Anaheim 7 @ Sharks 4)

**MOST GOALS BY BOTH TEAMS:** 11, 3 times, MR, Feb. 6, 2007 (Anaheim 7 @ Sharks 4)

**LAST SHARKS HAT TRICK:** Jonathan Cheechoo, Apr. 15, 2006 (Anaheim 3 @ Sharks 6)

**LAST ANAHEIM HAT TRICK:** Corey Perry, Apr. 6, 2011 (Sharks 2 @ Anaheim 6)

**LAST SHARKS PENALTY SHOT:** Torrey Mitchell (Unsuccessful: Jean-Sebastien Giguere), Dec. 17, 2009 (Sharks 4 @ Anaheim 1)

**LAST ANAHEIM PENALTY SHOT:** Todd Bertuzzi (Unsuccessful: Evgeni Nabokov), Dec. 22, 2007 (Anaheim 5 @ Sharks 2)

## ALL-TIME SAN JOSE VS. ANAHEIM

| VS ANAHEIM         | W  | L  | T | OL |
|--------------------|----|----|---|----|
| SJ ALL-TIME Record | 67 | 53 | 4 | 8  |
| SJ HOME            | 34 | 27 | 2 | 3  |
| SJ ROAD            | 33 | 26 | 2 | 5  |

## 2016-17 RESULTS

| DATE       | SITE | W | L | OT | SJ | OPP |
|------------|------|---|---|----|----|-----|
| 10/25/2016 | H    | 1 | 0 | 0  | 2  | 1   |
| 11/26/2016 | H    | 0 | 1 | 0  | 2  | 3   |
| 12/9/2016  | A    | 0 | 1 | 0  | 2  | 3   |
| 12/27/2016 | A    | 1 | 0 | 0  | 3  | 2   |
| 3/18/2017  | H    | 0 | 1 | 0  | 1  | 2   |

## 2016-17 DUCKS LEADERS

|                 |  |
|-----------------|--|
| <b>GOALS</b>    | Rickard Rakell, 33   |
| <b>ASSISTS</b>  | Ryan Getzlaf, 58   |
| <b>POINTS</b>   | Ryan Getzlaf, 73   |
| <b>SHOTS</b>    | Jakob Silfverberg, 227   |
| <b>GAA</b>      | John Gibson, 2.22  |
| <b>WINS</b>     | John Gibson, 25  |
| <b>SHUTOUTS</b> | John Gibson, 6   |
| <b>SAVE %</b>   | John Gibson, 0.924   |
| <b>RECORD</b>   | 46-23-13, 105 pts.<br>1st/Pacific Division<br>3rd/Western Conference |

## 2017 PLAYOFFS

**WESTERN FIRST ROUND:** Defeated Calgary, 4-0

**WESTERN SECOND ROUND:** Defeated Edmonton, 4-3

**WESTERN FINAL:** Lost to Nashville, 4-2

## NOTES

- On Apr. 15, 2006, Jonathan Cheechoo recorded his fifth hat trick of the 2005-06 season, his third against Anaheim, as the Sharks defeated the Ducks, 6-3.
- On Mar. 28, 2008, the San Jose Sharks defeated the Ducks, 3-1, to capture the 2007-08 Pacific Division Championship. Joe Pavelski helped set up all three Sharks goals.
- On Dec. 26, 2009, Patrick Marleau scored his 300th and 301st NHL goals in a 5-2 win.
- On Nov. 30, 2013, San Jose defeated Anaheim 4-3 in the shootout to cap off a 5-0-0 homestand, their first perfect five-game homestand in franchise history. Joe Thornton extended his point-scoring streak to five games (2-5=7) and Patrick Marleau scored his 15th career shorthanded goal, becoming the Sharks franchise leader in shorthanded goals.
- On Jan. 29, 2015, Joe Thornton surpassed Phil Housley to claim sole possession of 37th place on the NHL's All-Time Points List with two assists while the Sharks received six goals from six different players en route to a 6-3 victory against the Anaheim Ducks.
- On Oct. 10, 2015, Patrick Marleau scored two goals and moved into 55th place on the all-time NHL goal list while Martin Jones recorded his first shutout as a Shark in a 2-0 win over Anaheim in the home opener.



# ARIZONA COYOTES

**GILA RIVER ARENA**  
9400 W. Maryland Ave.  
Glendale, AZ 85305  
Phone: 623-772-3200  
Fax: 623-872-2000

**PRACTICE FACILITY**  
**Ice Den**  
9375 E. Bell Road  
Scottsdale, AZ 85260  
Phone: 480-585-7465

**AHL AFFILIATE**  
Tucson Roadrunners



**Oliver-Ekman Larsson**

**G.M.:** Jon Chayka  
**Coach:** Rick Tocchet  
**P.R.:** Rich Nairn, Greg Dillard, Jeffrey Sanders  
**Press Box:** 623-772-3598

## FAST FACTS

**LAST SHARKS WIN:** Feb. 18, 2017 (Sharks 4 @ Arizona 1)  
**LAST ARIZONA WIN:** Feb. 4, 2017 (Arizona 3 @ Sharks 2 SO)  
**LAST SHARKS SHUTOUT:** Apr. 9, 2016 (Arizona @ Sharks 1) (Martin Jones)  
**LAST ARIZONA SHUTOUT:** Feb. 9, 2013 (Phoenix 1 @ Sharks 0 SO) (Mike Smith)  
**LAST SHARKS WIN AT HOME:** Nov. 29, 2016 (Arizona 1 @ Sharks 2 OT)  
**LAST ARIZONA WIN AT HOME:** Nov. 19, 2016 (Sharks 2 @ Arizona 3 OT)  
**LAST SHARKS WIN AT ARIZONA:** Feb. 18, 2017 (Sharks 4 @ Arizona 1)  
**LAST ARIZONA WIN AT SHARKS:** Feb. 4, 2017 (Arizona 3 @ Sharks 2 SO)  
**LAST SHARKS OVERTIME WIN AT HOME:** Nov. 29, 2016 (Arizona 1 @ Sharks 2 OT)  
**LAST ARIZONA OVERTIME WIN AT HOME:** Nov. 19, 2016 (Sharks 2 @ Arizona 3 OT)  
**LAST SHARKS OVERTIME WIN AT ARIZONA:** Feb. 12, 2006 (Sharks 5 @ Phoenix 4 OT)  
**LAST ARIZONA OVERTIME WIN AT SHARKS:** Apr. 1, 2006 (Phoenix 4 @ Sharks 3 OT)  
**LAST SHARKS SHOOTOUT WIN:** Dec. 27, 2013 (Sharks 4 @ Phoenix 3 SO)  
**LAST SHARKS SHOOTOUT LOSS:** Feb. 4, 2017 (Arizona 3 @ Sharks 2 SO)  
**MOST GOALS BY SHARKS:** 9, Mar. 29, 1994 (Winnipeg 4 @ Sharks 9)  
**MOST GOALS BY ARIZONA:** 9, Apr. 1, 1993 (Winnipeg 9 @ Sharks 5)  
**MOST GOALS BY BOTH TEAMS:** 14, Apr. 1, 1993 (Winnipeg 9 @ Sharks 5)  
**LAST SHARKS HAT TRICK:** Joe Pavelski, Feb. 13, 2015 (Sharks 4 @ Arizona 2)  
**LAST ARIZONA HAT TRICK:** Jeremy Roenick, Dec. 30, 2006 (Sharks 0 @ Phoenix 8)  
**LAST SHARKS PENALTY SHOT:** Joe Pavelski (Unsuccessful: Mikael Tellqvist), Nov. 12, 2007 (Phoenix 0 @ Sharks 5)  
**LAST ARIZONA PENALTY SHOT:** None

## ALL-TIME SAN JOSE VS. ARIZONA:

| VS ARIZONA         | W  | L  | T | OL |
|--------------------|----|----|---|----|
| SJ ALL-TIME Record | 71 | 49 | 7 | 12 |
| SJ HOME            | 38 | 17 | 4 | 9  |
| SJ ROAD            | 33 | 32 | 3 | 3  |

## 2016-17 RESULTS

| DATE       | SITE | W | L | OT | SJ | OPP |
|------------|------|---|---|----|----|-----|
| 11/1/2016  | A    | 0 | 1 | 0  | 2  | 3   |
| 11/19/2016 | A    | 0 | 0 | 1  | 2  | 3   |
| 11/29/2016 | H    | 1 | 0 | 0  | 2  | 1   |
| 2/4/2017   | H    | 0 | 0 | 1  | 2  | 3   |
| 4/9/2017   | A    | 1 | 0 | 0  | 4  | 1   |

## 2016-17 COYOTES LEADERS

|                 |  |
|-----------------|--|
| <b>GOALS</b>    | Radim Vrbata, 20   |
| <b>ASSISTS</b>  | Radim Vrbata, 35   |
| <b>POINTS</b>   | Radim Vrbata, 55   |
| <b>SHOTS</b>    | Radim Vrbata, 233  |
| <b>GAA</b>      | Mike Smith, 2.92   |
| <b>WINS</b>     | Mike Smith, 19   |
| <b>SHUTOUTS</b> | Mike Smith, 3  |
| <b>SAVE %</b>   | Mike Smith, 0.914  |
| <b>RECORD</b>   | 30-42-10, 70 pts.<br>6th/Pacific Division<br>12th/Western Conference |

## 2017 PLAYOFFS

Did not qualify

## NOTES

- On April 10, 2006, Jonathan Cheechoo became the first Shark to post 50 goals in a season.
- On Nov. 10, 2007, Jeremy Roenick scored his 500th goal, making him the 40th player all-time and just the third American-born player to reach that plateau.
- On Jan. 17, 2011, Patrick Marleau played in his 1,000th NHL game and scored a goal in a 4-2 Sharks win.
- On Apr. 8, 2011, Joe Thornton recorded his 1,000th NHL point at 9:27 of the third period in a 4-3 loss.
- On Oct. 8, 2011, the Sharks six goals tied a franchise record for most goals scored in a home opener, set in 2009-10 in a 6-3 victory over the Columbus Blue Jackets. Dan Rusanowsky called his 1,500th game as the Sharks radio play-by-play man
- On Apr. 12, 2014, Joe Pavelski scored twice, including his 40th goal of the season as the Sharks won their regular season finale 3-2.
- On Feb. 13, 2015, Joe Pavelski scored three goals and Joe Thornton tallied three assists to rally the Sharks from a 2-0 deficit and defeat the Arizona Coyotes 4-2.
- On Mar. 20, 2016, Brent Burns set a new franchise record for points by a defenseman in a single season (65 points) in a 3-0 shutout win over Arizona.



## BOSTON BRUINS

### TD GARDEN


100 Legends Way  
Boston, Mass. 02114  
Phone: 617-624-2327  
Fax: 617-523-7184

### PRACTICE FACILITY

Warrior Ice Arena  
80 Guest Street  
Brighton, Mass. 02135  
Phone: 617-927-7467

### AHL AFFILIATE

Providence Bruins



**David Pastrnak**

**President:** Cam Neely  
**G.M.:** Don Sweeney  
**Coach:** Bruce Cassidy  
**P.R.:** Matt Chmura,  
Brandon McNelis, Heidi  
Holland  
**Press Box:** 617-624-2900

### FAST FACTS

**LAST SHARKS WIN:** Mar. 15, 2016 (Boston 2 @ Sharks 3)  
**LAST BOSTON WIN:** Feb. 9, 2017 (Boston 2 @ Sharks 1 OT)  
**LAST SHARKS SHUTOUT:** Feb. 5, 2011 (Sharks 2 @ Boston 0) (Antti Niemi)  
**LAST BOSTON SHUTOUT:** Jan. 11, 2014 (Boston 1 @ Sharks 0) (Tuukka Rask)  
**LAST SHARKS WIN AT HOME:** Mar. 5, 2016 (Boston 2 @ Sharks 3)  
**LAST BOSTON WIN AT HOME:** Feb. 9, 2017 (Sharks 3 @ Boston 6)  
**LAST SHARKS WIN AT BOSTON:** Nov. 17, 2015 (Sharks 5 @ Boston 4)  
**LAST BOSTON WIN AT SHARKS:** Feb. 9, 2017 (Boston 2 @ Sharks 1 OT)  
**LAST SHARKS OVERTIME WIN AT HOME:** None  
**LAST BOSTON OVERTIME WIN AT HOME:** None  
**LAST SHARKS OVERTIME WIN AT ANAHEIM:** None  
**LAST BOSTON OVERTIME WIN AT SHARKS:** Feb. 19, 2017 (Boston 2 @ Sharks 1 OT)  
**LAST SHARKS SHOOTOUT WIN:** None  
**LAST SHARKS SHOOTOUT LOSS:** Jan. 14, 2010 (Boston 2 @ Sharks 1 SO)  
**MOST GOALS BY SHARKS:** 7, Dec. 4, 2014 (Boston 4 @ Sharks 7)  
**MOST GOALS BY BOSTON:** 8, Oct. 15, 1992 (Boston 8 @ Sharks 2)  
**MOST GOALS BY BOTH TEAMS:** 13, Mar. 23, 1992 (Sharks 6 @ Boston 7)  
**LAST SHARKS HAT TRICK:** None  
**LAST BOSTON HAT TRICK:** None  
**LAST SHARKS PENALTY SHOT:** Patrick Marleau (Unsuccessful: Steve Shields), Mar. 21, 2003 (Boston 2 @ Sharks 3)  
**LAST BOSTON PENALTY SHOT:** Rick Tocchet (Unsuccessful: Geoff Sarjeant), Mar. 18, 1996 (Sharks 3 @ Boston 3)

### ALL-TIME SAN JOSE VS. BOSTON:

| VS BOSTON          | W  | L  | T | OL |
|--------------------|----|----|---|----|
| SJ ALL-TIME Record | 12 | 17 | 5 | 2  |
| SJ HOME            | 7  | 7  | 2 | 2  |
| SJ ROAD            | 5  | 10 | 3 | 0  |

### 2016-17 RESULTS

| DATE      | SITE | W | L | OT | SJ | OPP |
|-----------|------|---|---|----|----|-----|
| 2/9/2017  | A    | 0 | 1 | 0  | 3  | 6   |
| 2/19/2017 | H    | 0 | 0 | 1  | 1  | 2   |

### 2016-17 BRUINS LEADERS

**GOALS** Brad Marchand, 39  
**ASSISTS** Brad Marchand, 46  
**POINTS** Brad Marchand 85  
**SHOTS** Patrice Bergeron, 302  
**GAA** Tuukka Rask, 2.23  
**WINS** Tuukka Rask, 37  
**SHUTOUTS** Tuukka Rask, 8  
**SAVE %** Tuukka Rask, 0.915  
**RECORD** 44-31-7, 95 pts.  
3rd/Atlantic Division  
7th/Eastern Conference

### 2017 PLAYOFFS

**EASTERN FIRST ROUND:** Lost to Ottawa 4-2

### NOTES

- The Sharks are 8-5-2 against the Bruins since Joe Thornton was traded to the Sharks, in fifteen games against his former team, Joe Thornton has 12 points (5-7-12), and is a plus-five rating.
- On Jan. 10, 2006, the Sharks defeated the Bruins in Boston for the first time in franchise history. It was Joe Thornton's first game against his former team following the Nov. 30, 2005 trade to San Jose. Thornton was ejected at 5:13 of the first period for cross-checking Hal Gill.
- On Feb. 10, 2009, Joe Thornton scored his first goal against Boston in his second game since being traded from the Bruins in 2005.
- On Jan. 11, 2014, Finnish Olympic teammates Antti Niemi and Tuukka Rask turned in goaltending gems in a 1-0 Boston victory. The Sharks were held without a goal for only the second time this season. Niemi made 21 saves, and Tommy Wingels had 10 hits during the game.
- On Dec. 4, 2014, the Sharks got two goals apiece from three different players, scoring seven goals in total, to win 7-4 and set a new franchise record for goals against the Boston Bruins.
- On Mar. 15, 2016, Joonas Donskoi scored the game-winning goal on the power play and Brent Burns tied Sandis Ozolinsh for most goals (26) and points (64) in a season by a Sharks defenseman in a 3-2 victory...
- On Feb. 9, 2017, Joe Thornton recorded his 1375th career NHL point, passing Mike Modano for sole possession of 23rd place all-time. Justin Braun recorded his 100th NHL point.



# BUFFALO SABRES

## KEYBANK CENTER

One Seymour H. Knox  
III Plaza  
Buffalo, N.Y. 14203  
Phone: 716-855-4100  
Fax: 716-855-4162

## PRACTICE FACILITY

HARBORCENTER  
100 Washington Street  
Buffalo, N.Y. 14203

## AHL AFFILIATE

Rochester Americans



**Ryan O'Reilly**

**G.M.:** Jason Botterill  
**Coach:** Phil Housley  
**P.R.:** Chris Bandura, Ian  
Ott, Chris Dierken  
**Press Box:** 716-855-4536

## FAST FACTS

**LAST SHARKS WIN:** Mar. 14, 2017 (Buffalo 1 @ Sharks 4)  
**LAST BUFFALO WIN:** Feb. 7, 2017 (Sharks 4 @ Buffalo 5 OT)  
**LAST SHARKS SHUTOUT:** Dec. 2, 2005 (Sharks 5 @ Buffalo 0) (Evgeni Nabokov and Nolan Schaefer)  
**LAST BUFFALO SHUTOUT:** Mar. 1, 2012 (Buffalo 1 @ Sharks 0) (Ryan Miller)  
**LAST SHARKS WIN AT HOME:** Mar. 14, 2017 (Buffalo 1 @ Sharks 4)  
**LAST BUFFALO WIN AT HOME:** Feb. 7, 2017 (Sharks 4 @ Buffalo 5 OT)  
**LAST SHARKS WIN AT BUFFALO:** Nov. 14, 2015 (Sharks 2 @ Buffalo 1 OT)  
**LAST BUFFALO WIN AT SHARKS:** Feb. 26, 2016 (Buffalo 3 @ Sharks 1)  
**LAST SHARKS OVERTIME WIN AT HOME:** Mar. 15, 2000 (Buffalo 5 @ Sharks 6 OT)  
**LAST BUFFALO OVERTIME WIN AT HOME:** Feb. 7, 2017 (Sharks 4 @ Buffalo 5 OT)  
**LAST SHARKS OVERTIME WIN AT BUFFALO:** Nov. 14, 2015 (Sharks 2 @ Buffalo 1 OT)  
**LAST BUFFALO OVERTIME WIN AT SHARKS:** None  
**LAST SHARKS SHOOTOUT WIN:** None  
**LAST SHARKS SHOOTOUT LOSS:** Nov. 5, 2013 (Buffalo 5 @ Sharks 4 SO)  
**MOST GOALS BY SHARKS:** 7, Nov. 5, 1992 (Buffalo 5 @ Sharks 7)  
**MOST GOALS BY BUFFALO:** 7, 4 times, MR, Dec. 8, 2007 (Buffalo 7 @ Sharks 1)  
**MOST GOALS BY BOTH TEAMS:** 13, Feb. 14, 1992 (Sharks 6 @ Buffalo 7)  
**LAST SHARKS HAT TRICK:** None  
**LAST BUFFALO HAT TRICK:** Donald Audette, Nov. 8, 1995 (Sharks 2 @ Buffalo 7)  
**LAST SHARKS PENALTY SHOT:** None  
**LAST BUFFALO PENALTY SHOT:** None

## ALL-TIME SAN JOSE VS. BUFFALO

| VS BUFFALO         | W | L  | T | OL |
|--------------------|---|----|---|----|
| SJ ALL-TIME Record | 9 | 21 | 4 | 3  |
| SJ HOME            | 7 | 6  | 4 | 1  |
| SJ ROAD            | 2 | 15 | 0 | 2  |

## 2016-17 RESULTS

| DATE      | SITE | W | L | OT | SJ | OPP |
|-----------|------|---|---|----|----|-----|
| 2/7/2017  | A    | 0 | 0 | 1  | 4  | 5   |
| 3/14/2017 | H    | 1 | 0 | 0  | 4  | 1   |

## 2016-17 SABRES LEADERS

|                 |   |
|-----------------|---|
| <b>GOALS</b>    | Evander Kane, 28  |
| <b>ASSISTS</b>  | Rasmus Ristolainen, 39  |
| <b>POINTS</b>   | Jack Eichel, 57   |
| <b>SHOTS</b>    | Evander Kane, 260   |
| <b>GAA</b>      | Anders Nilsson, 2.67  |
| <b>WINS</b>     | Robin Lehner, 23  |
| <b>SHUTOUTS</b> | Robin Lehner, 2   |
| <b>SAVE %</b>   | Anders Nilsson, 0.923   |
| <b>RECORD</b>   | 33-37-12, 78 pts.<br>8th/Atlantic Division<br>15th/Eastern Conference |

## 2017 PLAYOFFS

Did not qualify

## NOTES

- On Nov. 5, 1992, Larry DePalma and Dave Snuggerud each scored goals seven seconds apart, setting a franchise record for the fastest two goals in a 7-5 win.
- On Dec. 2, 2005, Joe Thornton made his debut for San Jose, tallying two assists. Evgeni Nabokov and Nolan Schaefer shared a shutout, the first shutout ever between the two teams. The Sharks pulled out a 5-0 victory, their first ever win in Buffalo.
- On Nov. 5, 2013, San Jose broke a franchise record for most 50+ shot games in a single season (four) but fell 5-4 to Buffalo in the shootout.
- On Nov. 14, 2015, Joe Pavelski recorded his 500th point, Patrick Marleau scored the game-winning goal in overtime and the Sharks earned a 2-1 victory, their first win Buffalo since 2005.
- On Feb. 7, 2017, eleven different Sharks had points as San Jose held a 4-1 lead into the third period, but helped by Evander Kane's two goals, Buffalo forced overtime and won 5-4. Forward Marcus Sorenson made his NHL debut and registered his first NHL point, an assist.
- On Mar. 14, 2017, Joe Pavelski scored a pair of goals while Martin Jones made 22 saves as the Sharks won 4-1. San Jose recorded a season-high 20 shots on goal in the first period and Joe Thornton had a pair of assists, giving him his 14th NHL season of more than 40 assists.



# 2017-18 SAN JOSE SHARKS MEDIA GUIDE



## CALGARY FLAMES

### SCOTIABANK SADDLEDOME

P.O. Box 1540, Station M  
Calgary, Alberta T2P 3B9  
Phone: 403-777-4646  
Fax: 403-777-2171

### AHL AFFILIATE

Stockton Heat

**G.M.:** Brad Treliving  
**Coach:** Bob Hartley  
**P.R.:** Peter Hanlon, Sean Kelso, Greger Buer  
**Press Box:** 403-264-0636



**Dougie Hamilton**

### FAST FACTS

**LAST SHARKS WIN:** Mar. 7, 2016 (Sharks 2 @ Calgary 1 OT)  
**LAST CALGARY WIN:** Feb. 11, 2016 (Calgary 6 @ Sharks 5 SO)  
**LAST SHARKS SHUTOUT:** Jan. 24, 2012 (Sharks 1 @ Calgary 0) (Antti Niemi)  
**LAST CALGARY SHUTOUT:** Nov. 26, 2014 (Calgary 2 @ Sharks 0) (Karri Ramo)  
**LAST SHARKS WIN AT HOME:** Nov. 29, 2015 (Calgary 2 @ Sharks 5)  
**LAST CALGARY WIN AT HOME:** Dec. 8, 2015 (Sharks 2 @ Calgary 4)  
**LAST SHARKS WIN AT CALGARY:** Mar. 7, 2016 (Sharks 2 @ Calgary 1 OT)  
**LAST CALGARY WIN AT SHARKS:** Feb. 1, 2016 (Calgary 6 @ Sharks 5 SO)  
**LAST SHARKS OVERTIME WIN AT HOME:** Oct. 29, 2005 (Calgary 2 @ Sharks 3 SO)  
**LAST CALGARY OVERTIME WIN AT HOME:** Mar. 13, 2012 (Sharks 2 @ Calgary 3 OT)  
**LAST SHARKS OVERTIME WIN AT CALGARY:** Mar. 7, 2016 (Sharks 2 @ Calgary 1 OT)  
**LAST CALGARY OVERTIME WIN AT SHARKS:** Jan. 17, 2015 (Calgary 4 @ Sharks 3 OT)  
**LAST SHARKS SHOOTOUT WIN:** Jan. 17, 2012 (Calgary 1 @ Sharks 2 SO)  
**LAST SHARKS SHOOTOUT LOSS:** Feb. 11, 2016 (Calgary 6 @ Sharks 5 SO)  
**MOST GOALS BY SHARKS:** 9, Jan. 18, 2010 (Calgary 1 @ Sharks 9)  
**MOST GOALS BY CALGARY:** 13, Feb. 10, 1993 (Sharks 1 @ Calgary 13)  
**MOST GOALS BY BOTH TEAMS:** 14, Feb. 10, 1993 (Sharks 1 @ Calgary 13)  
**LAST SHARKS HAT TRICK:** Alexei Yegorov, Feb. 20, 1996 (Sharks 3 @ Calgary 5)  
**LAST CALGARY HAT TRICK:** Olli Jokinen, Feb. 8, 2012 (Calgary 4 @ Sharks 3)  
**LAST SHARKS PENALTY SHOT:** Brent Burns (Unsuccessful: Karri Ramo), Oct. 19, 2013 (Calgary 3 @ Sharks 6)  
**LAST CALGARY PENALTY SHOT:** Tony Amonte (Unsuccessful: Nolan Schaefer), Oct. 29, 2005 (Calgary 2 @ Sharks 3 SO)

### ALL-TIME SAN JOSE VS. CALGARY:

| VS CALGARY         | W  | L  | T | OL |
|--------------------|----|----|---|----|
| SJ ALL-TIME Record | 48 | 54 | 8 | 7  |
| SJ HOME            | 27 | 24 | 4 | 4  |
| SJ ROAD            | 21 | 30 | 4 | 3  |

### 2016-17 RESULTS

| DATE       | SITE | W | L | OT | SJ | OPP |
|------------|------|---|---|----|----|-----|
| 11/3/2016  | H    | 0 | 1 | 0  | 2  | 3   |
| 12/20/2016 | H    | 1 | 0 | 0  | 4  | 1   |
| 1/11/2017  | A    | 0 | 1 | 0  | 2  | 3   |
| 3/31/2017  | A    | 0 | 1 | 0  | 2  | 5   |
| 4/8/2017   | H    | 1 | 0 | 0  | 3  | 1   |

### 2016-17 FLAMES LEADERS

**GOALS** Sean Monahan, 27  
**ASSISTS** Johnny Gaudreau, 44  
**POINTS** Johnny Gaudreau, 61  
**SHOTS** Dougie Hamilton, 222  
**GAA** Brian Elliot, 2.55  
**WINS** Brian Elliot, 26  
**SHUTOUTS** Chad Johnson, 3  
**SAVE %** Chad Johnson, 0.910  
**RECORD** 45-33-4, 94 pts.  
4th/Pacific Division  
7th/Western Conference

### 2017 PLAYOFFS

**WESTERN FIRST ROUND:** Lost to Anaheim 4-0

### NOTES

- On Oct. 8, 1991, San Jose won their first-ever game in franchise history against the Flames, 4-3.
- On Nov. 30, 1991, San Jose posted their first-ever franchise road victory.
- On Feb. 24, 2007, Patrick Marleau skated in his 700th NHL game (becoming the eighth youngest skater in NHL history to do so).
- On April 5, 2007, Joe Thornton had two assists in a 4-3 win to give him 90, making him only the third player in NHL history to have back-to-back 90-assist seasons (Wayne Gretzky, 12 in a row from 1980-81 through 1991-92, and Mario Lemieux, 1988-89 and 1997-98).
- On Mar. 24, 2014, the Sharks earned a valuable point as they qualified for the Stanley Cup Playoffs for the 10<sup>th</sup> consecutive season.
- On Nov. 12, 2013, San Jose held the Flames to 13 total shots in the game, which tied a franchise record for fewest shots against on the road in franchise history.
- On Jan. 20, 2014, Joe Thornton passed Bobby Hull for 48th place on the NHL's all-time points list (1,171) with a helper while three Sharks defensemen tallied assists in the game.
- On Dec. 6, 2014, Patrick Marleau tied Glenn Anderson for 24<sup>th</sup> all-time on the NHL's game-winning goals list with his 82<sup>nd</sup> game-winner to beat the Flames 3-2.
- On Mar. 7, 2016, Martin Jones made a career-high 47 saves and the Sharks stole a 2-1 overtime victory over the Flames on a Joe Pavelski game-winner 19 seconds into the extra session.



# CAROLINA HURRICANES

## PNC ARENA


1400 Edwards Mill Rd  
Raleigh, NC 27607  
Phone: 919-467-7825  
Fax: 919-462-0123

## PRACTICE FACILITY

Raleigh Center Ice  
912 Hodges St.  
Raleigh, NC 27608  
Phone: 919-754-0441

## AHL AFFILIATE

Charlotte Checkers



Justin Faulk

**G.M.:** Ron Francis  
**Coach:** Bill Peters  
**P.R.:** Mike Sundheim, Pace Sagester  
**Press Box:** 919-861-2300  
**Exts.:** 6531, 6562, 6563, 6564

## FAST FACTS

**LAST SHARKS WIN:** Dec. 10, 2016 (Carolina 3 @ Sharks 4)  
**LAST CAROLINA WIN:** Nov. 15, 2016 (Sharks 0 @ Carolina 1)  
**LAST SHARKS SHUTOUT:** Nov. 16, 2014 (Sharks 2 @ Carolina 0) (Troy Grosenick)  
**LAST CAROLINA SHUTOUT:** Nov. 15, 2016 (Sharks 0 @ Carolina 1) (Cam Ward)  
**LAST SHARKS WIN AT HOME:** Dec. 10, 2016 (Carolina 3 @ Sharks 4)  
**LAST CAROLINA WIN AT HOME:** Nov. 15, 2016 (Sharks 0 @ Carolina 1)  
**LAST SHARKS WIN AT CAROLINA:** Nov. 16, 2014 (Sharks 2 @ Carolina 0)  
**LAST CAROLINA WIN AT SHARKS:** Feb. 7, 2015 (Carolina 5 @ Sharks 4)  
**LAST SHARKS OVERTIME WIN AT HOME:** None  
**LAST CAROLINA OVERTIME WIN AT HOME:** None  
**LAST SHARKS OVERTIME WIN AT CAROLINA:** None  
**LAST CAROLINA OVERTIME WIN AT SHARKS:** Mar. 4, 2013 (Carolina 3 @ Sharks 2 OT)  
**LAST SHARKS SHOOTOUT WIN:** None  
**LAST SHARKS SHOOTOUT LOSS:** Feb. 5, 2009 (Carolina 4 @ Sharks 3)  
**MOST GOALS BY SHARKS:** 8, 2 times, MR, Jan. 30, 1996 (Hartford 2 @ Sharks 8)  
**MOST GOALS BY CAROLINA:** 7, 2 times, MR, Nov. 7, 1995 (Hartford 7 @ Sharks 3)  
**MOST GOALS BY BOTH TEAMS:** 12, Dec. 3, 1992 (Hartford 7 @ Sharks 5)  
**LAST SHARKS HAT TRICK:** Joel Ward, Oct. 24, 2015 (Carolina 2 @ Sharks 5)  
**LAST CAROLINA HAT TRICK:** Josef Vasicek, Oct. 28, 2003 (Sharks 0 @ Carolina 3)  
**LAST SHARKS PENALTY SHOT:** None  
**LAST CAROLINA PENALTY SHOT:** Matt Cullen (Successful: Evgeni Nabokov), Feb. 5, 2009 (Carolina 4 @ Sharks 3)

## ALL-TIME SAN JOSE VS. CAROLINA:

| VS CAROLINA        | W  | L  | T | OL |
|--------------------|----|----|---|----|
| SJ ALL-TIME Record | 17 | 17 | 0 | 2  |
| SJ HOME            | 10 | 6  | 0 | 2  |
| SJ ROAD            | 7  | 11 | 0 | 0  |

## 2016-17 RESULTS

| DATE       | SITE | W | L | OT | SJ | OPP |
|------------|------|---|---|----|----|-----|
| 11/15/2016 | A    | 0 | 1 | 0  | 0  | 1   |
| 12/10/2016 | H    | 1 | 0 | 0  | 4  | 3   |

## 2016-17 HURRICANES LEADERS

**GOALS** Jeff Skinner, 37  
**ASSISTS** Elias Lindholm, 34  
**POINTS** Jeff Skinner, 63  
**SHOTS** Jeff Skinner, 281  
**GAA** Eddie Lack, 2.64  
**WINS** Cam Ward, 26  
**SHUTOUTS** Cam Ward, 2  
**SAVE %** Cam Ward, 0.905  
**RECORD** 36-31-15, 87 pts.  
7th/Metropolitan Division  
12th/Eastern Conference

## 2017 PLAYOFFS

Did not qualify

## NOTES

- On Dec. 3, 1992, Rob Gaudreau scored the first hat trick in Sharks history.
- On Dec. 10, 2005, Joe Thornton set a new franchise record for consecutive multi-point games (five), as the Sharks defeated the Hurricanes 4-3.
- On Nov. 1, 2009, Logan Couture recorded his first NHL point (an assist).
- On Nov. 16, 2014, rookie goaltender Troy Grosenick, in his first career NHL start, stopped all 45 Carolina shots en route to a 2-0 Sharks victory.
- On Oct. 24, 2015, Joel Ward recorded a hat trick, including his 100<sup>th</sup> career goal and ten different Sharks had points in a 5-2 Sharks victory
- On Dec. 10, 2016 Patrick Marleau scored 12 seconds into the game, the third quickest goal in franchise history and Joe Thornton had 2 assists in a 4-3 win.





# CHICAGO BLACKHAWKS

## UNITED CENTER


1901 W. Madison St.  
Chicago, IL 60612  
Phone: 312-455-7000  
Fax: 312-455-7041

## PRACTICE FACILITY

Johnny's IceHouse West  
2550 W. Madison  
Chicago, IL 60612  
Phone: 312-243-4441

## AHL AFFILIATE

Rockford IceHogs



Corey Crawford

**V.P./G.M.:** Stan Bowman

**Coach:** Joel Quenneville

**P.R.:** Adam Rogovin,

John Steinmiller, Will

Chukerman

## FAST FACTS

**LAST SHARKS WIN:** Jan. 31, 2017 (Chicago 1 @ Sharks 3)

**LAST CHICAGO WIN:** Dec. 18, 2016 (Sharks 1 @ Chicago 4)

**LAST SHARKS SHUTOUT:** Feb. 9, 2016 (Sharks 2 @ Chicago 0) (Martin Jones)

**LAST CHICAGO SHUTOUT:** Mar. 6, 1999 (Chicago 4 @ Sharks 0) (Jocelyn Thibault)

**LAST SHARKS WIN AT HOME:** Jan. 31, 2017 (Chicago 1 @ Sharks 3)

**LAST CHICAGO WIN AT HOME:** Dec. 18, 2016 (Sharks 1 @ Chicago 4)

**LAST SHARKS WIN AT CHICAGO:** Feb. 9, 2016 (Sharks 2 @ Chicago 0)

**LAST CHICAGO WIN AT SHARKS:** Nov. 25, 2015 (Chicago 5 @ Sharks 2)

**LAST SHARKS OVERTIME WIN AT HOME:** Dec. 11, 2010 (Chicago 1 @ Sharks 2 OT)

**LAST CHICAGO OVERTIME WIN AT HOME:** Dec. 20, 2015 (Sharks 3 @ Chicago 4 OT)

**LAST SHARKS OVERTIME WIN AT CHICAGO:** Mar. 26, 2006 (Sharks 5 @ Chicago 4 OT)

**LAST CHICAGO OVERTIME WIN AT SHARKS:** Jan. 28, 2010 (Chicago 4 @ Sharks 3 OT)

**LAST SHARKS SHOOTOUT WIN:** Feb. 1, 2014 (Chicago 1 @ Sharks 2 SO)

**LAST SHARKS SHOOTOUT LOSS:** Mar. 25, 2009 (Sharks 5 @ Chicago 6 SO)

**MOST GOALS BY SHARKS:** 7, 3 times, MR, Mar. 13, 2007 (Chicago 1 @ Sharks 7)

**MOST GOALS BY CHICAGO:** 7, 4 times, MR, Nov. 25, 2009 (Chicago 7 @ Sharks 2)

**MOST GOALS BY BOTH TEAMS:** 11, 2 times, MR, Mar. 25, 2009 (Chicago 6 @ Chicago 6)

**LAST SHARKS HAT TRICK:** Bill Guerin, Mar. 13, 2007 (Chicago 1 @ Sharks 7)

**LAST CHICAGO HAT TRICK:** Tyler Arnason, Dec. 28, 2002 (Chicago 3 @ Sharks 3 OT)

**LAST SHARKS PENALTY SHOT:** None

**LAST CHICAGO PENALTY SHOT:** Patrick Sharp (Successful: Antti Niemi), Nov. 17, 2013 (Sharks 1 @ Chicago 5)

## ALL-TIME SAN JOSE VS. CHICAGO:

| VS CHICAGO         | W  | L  | T | OL |
|--------------------|----|----|---|----|
| SJ ALL-TIME Record | 48 | 33 | 5 | 8  |
| SJ HOME            | 28 | 14 | 3 | 2  |
| SJ ROAD            | 20 | 19 | 2 | 6  |

## 2016-17 RESULTS

| DATE       | SITE | W | L | OT | SJ | OPP |
|------------|------|---|---|----|----|-----|
| 11/23/2016 | H    | 1 | 0 | 0  | 2  | 1   |
| 12/18/2016 | A    | 0 | 1 | 0  | 1  | 4   |
| 1/31/2017  | H    | 1 | 0 | 0  | 3  | 1   |

## 2016-17 BLACKHAWKS LEADERS

|                 |   |
|-----------------|---|
| <b>GOALS</b>    | Patrick Kane, 34  |
| <b>ASSISTS</b>  | Patrick Kane, 55  |
| <b>POINTS</b>   | Patrick Kane, 89  |
| <b>SHOTS</b>    | Patrick Kane, 292   |
| <b>GAA</b>      | Scott Darling, 2.38   |
| <b>WINS</b>     | Corey Crawford, 32  |
| <b>SHUTOUTS</b> | Corey Crawford & Scott Darling, 2                                   |
| <b>SAVE %</b>   | Scott Darling, 0.924  |
| <b>RECORD</b>   | 50-23-9, 109 pts.<br>1st/Central Division<br>1st/Western Conference |

## 2017 PLAYOFFS

**WESTERN FIRST ROUND:** Lost to Nashville, 4-0

## NOTES

- On Oct. 4, 1999, in a 7-1 victory, Owen Nolan and Jeff Friesen had hat tricks, the first multiple hat trick game in franchise history...
- On Feb. 3, 2007, Vesa Toskala became the first Sharks goaltender to record a multi-point game with two assists...
- On Dec. 22, 2009, the Sharks pulled out a 3-2 win in Chicago despite being outshot by the largest margin in franchise history (33), 47-14.
- On Mar. 14, 2011, Logan Couture became just the 23<sup>rd</sup> rookie to score 20-plus road goals.
- On Jan. 15, 2012, Tommy Wingels scored his first NHL goal in his home state in a 4-3 loss to the Blackhawks.
- On Jan. 31, 2015, Antti Niemi, on his 31<sup>st</sup> birthday and the 31<sup>st</sup> day of January, against fellow Fin Antti Raanta (who wears #31 like Niemi), made 31 saves to capture his 31<sup>st</sup> career shutout against his former team in a 2-0 Sharks victory.
- On Feb. 9, 2016, Patrick Marleau scored the game-winner on the power play, Joe Thornton recorded two points (1g, 1a) and Martin Jones made 33 saves as the Sharks shutout the Blackhawks 2-0 and earned their first regulation victory in the Windy City since 2010.
- On Dec. 18, 2016, Brent Burns' assist on Joe Pavelski's goal gave him the most career points by a defenseman in Sharks history



# COLORADO AVALANCHE

## PEPSI CENTER

1000 Chopper Circle  
Denver, Colo. 80204  
Phone: 303-405-1100  
Fax: 303-893-0614

## PRACTICE FACILITY

South Suburban  
Family Sports Center  
6901 S. Peoria St.  
Centennial, Colo. 80112

## AHL AFFILIATE

San Antonio Rampage



**Nathan MacKinnon**

**Exec. VP of Hockey Operations and General Manager:** Joe Sakic  
**Coach:** Jared Bednar  
**P.R.:** Jean Martineau, Brendan McNicholas, Danielle Bernstein

**Press Box:** 303-575-1926

## FAST FACTS

**LAST SHARKS WIN:** Jan. 23, 2017 (Sharks 5 @ Colorado 2)  
**LAST COLORADO WIN:** Feb. 24, 2016 (Sharks 3 @ Colorado 4 SO)  
**LAST SHARKS SHUTOUT:** Jan. 26, 2013 (Colorado 0 @ Sharks 4) (Antti Niemi)  
**LAST COLORADO SHUTOUT:** April 7, 2009 (Colorado 0 @ Sharks 1 SO) (Peter Budaj)  
**LAST SHARKS WIN AT HOME:** Jan. 21, 2017 (Colorado 2 @ Sharks 3 OT)  
**LAST COLORADO WIN AT HOME:** Feb. 24, 2016 (Sharks 3 @ Colorado 4 SO)  
**LAST SHARKS WIN AT COLORADO:** Jan. 23, 2017 (Sharks 5 @ Colorado 2)  
**LAST COLORADO WIN AT SHARKS:** Dec. 28, 2015 (Colorado 6 @ Sharks 3)  
**LAST SHARKS OVERTIME WIN AT HOME:** Jan. 21, 2017 (Colorado 2 @ Sharks 3 OT)  
**LAST COLORADO OVERTIME WIN AT HOME:** Mar. 10, 2013 (Sharks 2 @ Colorado 3)  
**LAST SHARKS OVERTIME WIN AT COLORADO:** Jan. 15, 2002 (Sharks 1 @ Colorado 0 OT)  
**LAST COLORADO OVERTIME WIN AT SHARKS:** Jan. 27, 1996 (Colorado 4 @ Sharks 3 OT)  
**LAST SHARKS SHOOTOUT WIN:** Oct. 28, 2014 (Sharks 3 @ Colorado 2 SO)  
**LAST SHARKS SHOOTOUT LOSS:** Feb. 24, 2016 (Sharks 3 @ Colorado 4 SO)  
**MOST GOALS BY SHARKS:** 7, 3 times, MR, Apr. 4, 1997 (Colorado 6 @ Sharks 7 OT)  
**MOST GOALS BY COLORADO:** 12, Dec. 5, 1995 (Sharks 2 @ Colorado 12)  
**MOST GOALS BY BOTH TEAMS:** 15, Dec. 12, 1992 (Quebec 8 @ Sharks 7)  
**LAST SHARKS HAT TRICK:** Patrick Marleau, Jan. 23, 2017 (Sharks 5 @ Colorado 2)  
**LAST COLORADO HAT TRICK:** Nathan MacKinnon, Dec. 28, 2015 (Colorado 6 @ Sharks 3)  
**LAST SHARKS PENALTY SHOT:** Mike Grier (Unsuccessful: Jose Theodore), Dec. 7, 2006 (Colorado 5 @ Sharks 2)  
**LAST COLORADO PENALTY SHOT:** None

## ALL-TIME SAN JOSE VS. COLORADO:

| VS COLORADO        | W  | L  | T | OL |
|--------------------|----|----|---|----|
| SJ ALL-TIME Record | 41 | 38 | 5 | 6  |
| SJ HOME            | 26 | 19 | 1 | 0  |
| SJ ROAD            | 15 | 19 | 4 | 6  |

## 2016-17 RESULTS

| DATE      | SITE | W | L | OT | SJ | OPP |
|-----------|------|---|---|----|----|-----|
| 1/21/2017 | H    | 1 | 0 | 0  | 3  | 2   |
| 1/23/2017 | A    | 1 | 0 | 0  | 5  | 2   |

## 2016-17 AVALANCHE LEADERS

|                 |   |
|-----------------|---|
| <b>GOALS</b>    | Mikko Rantanen, 20  |
| <b>ASSISTS</b>  | Nathan MacKinnon, 37  |
| <b>POINTS</b>   | Nathan MacKinnon, 53  |
| <b>SHOTS</b>    | Nathan MacKinnon, 251   |
| <b>GAA</b>      | Calvin Pickard, 2.98  |
| <b>WINS</b>     | Calvin Pickard, 15  |
| <b>SHUTOUTS</b> | Calvin Pickard, 2   |
| <b>SAVE %</b>   | Calvin Pickard, 0.904   |
| <b>RECORD</b>   | 22-56-4, 48 pts.<br>7th/Central Division<br>14th/Western Conference |

## 2017 PLAYOFFS

Did not qualify

## NOTES

- On Dec. 30, 2005, Nils Ekman tied a franchise record with four assists as the Sharks defeated the Avalanche with a 5-2 win.
- On Mar. 18, 2007, Ron Wilson became the 13<sup>th</sup> head coach in NHL history to reach the 1,000 game mark in a Sharks overtime loss to the Avs.
- On Mar. 26, 2012, Joe Pavelski scored his 300<sup>th</sup> career point (two goals), Dan Boyle scored his 500<sup>th</sup> point (two assists), Andrew Desjardins got the game-winner, and all four Sharks lines scored a goal in a 5-1 thrashing of the Avalanche.
- On Jan. 26, 2013, Patrick Marleau scored at least two goals in his fourth straight game, tying a record for most consecutive multi-goal games to start a season set in 1917-18 by Cy Denneny of the Ottawa Senators, as the Sharks shutout the Avalanche 4-0. Matt Irwin scored his first career NHL goal and Thomas Greiss recorded his first NHL shutout.
- On Mar. 10, 2013, Patrick Marleau scored his 400<sup>th</sup> career goal, becoming the 30<sup>th</sup> player in NHL history to score his first 400 goals with one team, in a 3-2 Sharks overtime loss.
- On Jan. 23, 2017, Patrick Marleau scored 4 goals in the third period, including a natural hat-trick, as the Sharks defeated the Avalanche 5-2. It was only the 12<sup>th</sup> time a player scored 4 goals in a period in NHL history, and the first time since Mario Lemieux did it in 1997. It was also the third time in Sharks history a player scored 4 in a game, matching Tomas Hertl and Owen Nolan. His second goal also stood as the game-winner, the 96<sup>th</sup> of his NHL career, tying Mats Sundin for 9<sup>th</sup> place in NHL history.



## COLUMBUS BLUE JACKETS

**NATIONWIDE ARENA**  
200 W. Nationwide Blvd.  
Columbus, Ohio 43215  
Phone: 614-246-4625  
Fax: 614-246-4007

**PRACTICE FACILITY**  
OhioHealth Ice Haus  
200 W. Nationwide Blvd.  
Columbus, Ohio 43215  
Phone: 614-246-3380

**AHL AFFILIATE**  
Cleveland Monsters



**Zach Werenski**

**G.M.:** Jarmo Kekalainen  
**Coach:** John Tortorella  
**P.R.:** Todd Sharrock,  
Karen Davis, Glenn  
Odebralski  
**Press Box:**  
614-246-3251/3252

### FAST FACTS

**LAST SHARKS WIN:** Oct. 27, 2016 (Columbus 1 @ Sharks 3)  
**LAST COLUMBUS WIN:** Nov. 3, 2015 (Columbus 5 @ Sharks 2)  
**LAST SHARKS SHUTOUT:** Jan. 31, 2012 (Columbus 0 @ Sharks 6) (Antti Niemi)  
**LAST COLUMBUS SHUTOUT:** Apr. 9, 2013 (Sharks 0 @ Columbus 4) (Sergei Bobrovsky)  
**LAST SHARKS WIN AT HOME:** Oct. 27, 2016 (Columbus 1 @ Sharks 3)  
**LAST COLUMBUS WIN AT HOME:** Nov. 15, 2014 (Sharks 1 @ Columbus 2)  
**LAST SHARKS WIN AT COLUMBUS:** Oct. 15, 2016 (Sharks 3 @ Columbus 2)  
**LAST COLUMBUS WIN AT SHARKS:** Nov. 3, 2015 (Columbus 5 @ Sharks 2)  
**LAST SHARKS OVERTIME WIN AT HOME:** Feb. 8, 2008 (Columbus 1 @ Sharks 2 OT)  
**LAST COLUMBUS OVERTIME WIN AT HOME:** Feb. 7, 2009 (Sharks 2 @ Columbus 3 OT)  
**LAST SHARKS OVERTIME WIN AT COLUMBUS:** Feb. 14, 2004 (Sharks 2 @ Columbus 1 OT)  
**LAST COLUMBUS OVERTIME WIN AT SHARKS:** Oct. 9, 2010 (Columbus 3 @ Sharks 2 OT)  
**LAST SHARKS SHOOTOUT WIN:** Mar. 13, 2014 (Sharks 4 @ Columbus 3 SO)  
**LAST SHARKS SHOOTOUT LOSS:** None  
**MOST GOALS BY SHARKS:** 10, Mar. 30, 2002 (Columbus 2 @ Sharks 10)  
**MOST GOALS BY COLUMBUS:** 6, 3 times, MR, Feb. 11, 2013 (Sharks 2 @ Columbus 6)  
**MOST GOALS BY BOTH TEAMS:** 12, Mar. 30, 2002 (Columbus 2 @ Sharks 10)  
**LAST SHARKS HAT TRICK:** Dany Heatley, Oct. 8, 2009 (Columbus 3 @ Sharks 6)  
**LAST COLUMBUS HAT TRICK:** Jeff Carter, Feb. 21, 2012 (Sharks 3 @ Columbus 6)  
**LAST SHARKS PENALTY SHOT:** Dany Heatley (Successful: Mathieu Garon), Oct. 8, 2009 (Columbus 3 @ Sharks 6)  
**LAST COLUMBUS PENALTY SHOT:** Rick Nash (Unsuccessful: Evgeni Nabokov), Feb. 8, 2008 (Columbus 1 @ Sharks 2)

### ALL-TIME SAN JOSE VS. COLUMBUS:

| VS COLUMBUS        | W  | L  | T | OL |
|--------------------|----|----|---|----|
| SJ ALL-TIME Record | 35 | 16 | 0 | 4  |
| SJ HOME            | 21 | 4  | 0 | 2  |
| SJ ROAD            | 14 | 12 | 0 | 2  |

### 2016-17 RESULTS

| DATE       | SITE | W | L | OT | SJ | OPP |
|------------|------|---|---|----|----|-----|
| 10/15/2016 | A    | 1 | 0 | 0  | 3  | 2   |
| 10/27/2016 | H    | 1 | 0 | 0  | 3  | 1   |

### 2016-17 BLUE JACKETS LEADERS

|                 |  |
|-----------------|--|
| <b>GOALS</b>    | Cam Atkinson, 35   |
| <b>ASSISTS</b>  | Alexander Wennberg, 46   |
| <b>POINTS</b>   | Cam Atkinson, 62   |
| <b>SHOTS</b>    | Cam Atkinson, 240  |
| <b>GAA</b>      | Sergei Bobrovsky, 2.06   |
| <b>WINS</b>     | Sergei Bobrovsky, 41   |
| <b>SHUTOUTS</b> | Sergei Bobrovsky, 7  |
| <b>SAVE %</b>   | Sergei Bobrovsky, 0.931  |
| <b>RECORD</b>   | 50-24-8, 108 pts.<br>3rd/Metropolitan Division<br>3rd/Eastern Conference |

### 2017 PLAYOFFS

**EASTERN FIRST ROUND:** Lost to Pittsburgh, 4-1

### NOTES

- On Oct. 25, 2000, Gary Suter scored the franchise's first goal against the Blue Jackets in his 1,000<sup>th</sup> career game, a 3-1 win.
- On Mar. 30, the Sharks scored 10 goals to set a new franchise record for most goals during a Sharks home game in 10-2 win.
- On Jan. 6, 2007, Patrick Marleau tied the franchise record for goals (206) as the Sharks defeated the Columbus Blue Jackets 5-2. In that game, Ryane Clowe scored his first career hat trick.
- On Mar. 16, 2007, the Sharks tied a franchise record for wins in a season (44) and team shutouts in a season (11)...Joe Thornton's goal in the first period set a new Sharks franchise record for most points in a season (94), previously held by Jonathan Cheechoo (93 points in 2005-06)...
- On Feb. 9, 2011, Patrick Marleau scored his 20<sup>th</sup> goal of the season (the game-winner) to mark the 10<sup>th</sup> time he has reached the 20-goal plateau in his career.
- On Jan. 5, 2012, Joe Thornton, in his 500<sup>th</sup> game as a Shark, scored the game-winner in a 2-1 victory over Columbus.
- On Feb. 7, 2014, Sharks Head Coach Todd McLellan coached his 435th game with the Sharks, surpassing Darryl Sutter for the most games coached in franchise history.
- On Nov. 22, 2015, The Sharks swept a six-game road trip for the first time in team history with a 5-3 comeback win over the Blue Jackets and nine different San Jose skaters recorded a point including Brenden Dillon scoring the game-winner.



# DALLAS STARS

## AMERICAN AIRLINES CENTER

2500 Victory Way  
Dallas, Texas 75219  
Phone: 214-222-3687

## PRACTICE FACILITY

Dr Pepper StarCenter,  
Frisco  
2601 Avenue of the Stars  
Frisco, Texas 75034  
Phone: 214-387-5500  
Fax: 214-387-5610

## AHL AFFILIATE

Texas Stars



**Tyler Seguin**

**G.M.:** Jim Nill  
**Coach:** Ken Hitchcock  
**P.R.:** Tom Holy, Joe Calvillo, Ben Fromstein

## FAST FACTS

**LAST SHARKS WIN:** Mar. 12, 2017 (Dallas 1 @ Sharks 5)  
**LAST DALLAS WIN:** Mar. 24, 2017 (Sharks 1 @ Dallas 6)  
**LAST SHARKS SHUTOUT:** Mar. 31, 2012 (Dallas 0 @ Sharks 3) (Antti Niemi)  
**LAST DALLAS SHUTOUT:** Mar. 20, 2017 (Sharks 0 @ Dallas 1) (Kari Lehtonen)  
**LAST SHARKS WIN AT HOME:** Mar. 12, 2017 (Dallas 1 @ Sharks 5)  
**LAST DALLAS WIN AT HOME:** Mar. 24, 2017 (Sharks 1 @ Dallas 6)  
**LAST SHARKS WIN AT DALLAS:** Feb. 19, 2015 (Sharks 5 @ Dallas 2)  
**LAST DALLAS WIN AT SHARKS:** Mar. 26, 2016 (Dallas 4 @ Sharks 2)  
**LAST SHARKS OVERTIME WIN AT HOME:** Jan. 16, 2016 (Dallas 3 @ Sharks 4 OT)  
**LAST DALLAS OVERTIME WIN AT HOME:** Nov. 18, 2010 (Sharks 4 @ Dallas 5 OT)  
**LAST SHARKS OVERTIME WIN AT DALLAS:** Dec. 16, 2010 (Sharks 4 @ Dallas 3 OT)  
**LAST DALLAS OVERTIME WIN AT SHARKS:** Nov. 17, 2001 (Dallas 3 @ Sharks 2 OT)  
**LAST SHARKS SHOOTOUT WIN:** Dec. 21, 2013 (Dallas 2 @ Sharks 3 SO)  
**LAST SHARKS SHOOTOUT LOSS:** Oct. 17, 2013 (Sharks 3 @ Dallas 4 SO)  
**MOST GOALS BY SHARKS:** 7, Feb. 6, 1994 (Sharks 7 @ Dallas 1)  
**MOST GOALS BY DALLAS:** 10, Nov. 28, 1992 (Sharks 3 @ Minnesota 10)  
**MOST GOALS BY BOTH TEAMS:** 13, Nov. 28, 1992 (Sharks 3 @ Minnesota 10)  
**LAST SHARKS HAT TRICK:** Mike Ricci, Apr. 7, 2001 (Dallas 5 @ Sharks 4 OT)  
**LAST DALLAS HAT TRICK:** Adam Cracknell, Mar. 24, 2017 (Sharks 1 @ Dallas 6)  
**LAST SHARKS PENALTY SHOT:** Patrick Marleau (Unsuccessful: Marty Turco), Dec. 29, 2008 (Sharks 3 @ Dallas 1)  
**LAST DALLAS PENALTY SHOT:** Sergei Zubov (Unsuccessful: Evgeni Nabokov), Nov. 7, 2007 (Dallas 3 @ Sharks 1)

## ALL-TIME SAN JOSE VS. DALLAS

| VS DALLAS          | W  | L  | T | OL |
|--------------------|----|----|---|----|
| SJ ALL-TIME Record | 54 | 51 | 5 | 13 |
| SJ HOME            | 27 | 25 | 1 | 9  |
| SJ ROAD            | 27 | 26 | 4 | 4  |

## 2016-17 RESULTS

| DATE      | SITE | W | L | OT | SJ | OPP |
|-----------|------|---|---|----|----|-----|
| 3/12/2017 | H    | 1 | 0 | 0  | 5  | 1   |
| 3/20/2017 | A    | 0 | 1 | 0  | 0  | 1   |
| 3/24/2017 | A    | 0 | 1 | 0  | 1  | 6   |

## 2016-17 STARS LEADERS

|                 |  |
|-----------------|--|
| <b>GOALS</b>    | Jamie Benn & Tyler Seguin, 26  |
| <b>ASSISTS</b>  | Tyler Seguin, 46   |
| <b>POINTS</b>   | Tyler Seguin, 72   |
| <b>SHOTS</b>    | Tyler Seguin, 301  |
| <b>GAA</b>      | Kari Lehtonen, 2.85  |
| <b>WINS</b>     | Kari Lehtonen, 22  |
| <b>SHUTOUTS</b> | Kari Lehtonen, 3   |
| <b>SAVE %</b>   | Kari Lehtonen, 0.902   |
| <b>RECORD</b>   | 34-37-11, 79 pts.<br>6th/Central Division<br>11th/Western Conference |

## 2017 PLAYOFFS

Did not qualify

## NOTES

- On Nov. 4, 1998, San Jose recorded a franchise-low nine shots in a game, but won, 4-0.
- On Nov. 30, 2005, during the pre-game skate, the Sharks acquired Joe Thornton from Boston in exchange for Marco Sturm, Brad Stuart and Wayne Primeau.
- On Dec. 31, 2006, Patrick Marleau passed Owen Nolan for first on San Jose's all-time list for assists (246) while Joe Thornton scored his 200<sup>th</sup> goal in San Jose's 4-2 win.
- On Feb. 2, 2012, San Jose won 77% of its faceoffs (the fourth best by any NHL team since the lockout) and set a new franchise record for scoreless streak by an opponent(s) of 190:51 in a 5-1 victory over Dallas.
- On Mar. 31, 2012, Joe Pavelski scored his 30 and 31<sup>st</sup> goals, becoming the new team leader in goals for the season and only the ninth Shark in franchise history to hit the 30-goal mark as the Sharks won 3-0 over Dallas.
- On Apr. 23, 2013, the Sharks clinched a playoff spot for the ninth straight season.
- On Jan. 16, 2015, Marc-Edouard Vlasic recorded the first multi-goal game of his career, Dylan DeMelo tallied his first NHL point and Tomas Hertl scored the game-winning goal as the Sharks won a 4-3 overtime thriller...
- On Mar. 12, 2017, Joe Pavelski scored two goals and while Aaron Dell made 29 saves as the Sharks beat the Stars 5-1. Patrick Marleau scored his 504<sup>th</sup> career NHL goal, passing Peter Bondra for sole possession of 42<sup>nd</sup> place and Marc-Edouard Vlasic played in his 800<sup>th</sup> NHL game.



## DETROIT RED WINGS

**LITTLE CAESARS ARENA**  
2645 Woodward Ave.  
Detroit, MI 48201

**AHL AFFILIATE**  
Grand Rapids Griffins

**G.M.:** Ken Holland  
**Coach:** Jeff Blashill  
**P.R.:** Todd Beam, Kyle  
Kujawa, Alex DiFilippo



Anthony Mantha

### FAST FACTS

**LAST SHARKS WIN:** Jan. 7, 2017 (Detroit 3 @ Sharks 6)  
**LAST DETROIT WIN:** Oct. 22, 2016 (Sharks 0 @ Detroit 3)  
**LAST SHARKS SHUTOUT:** Oct. 21, 2013 (Sharks 1 @ Detroit 0 SO) (Antti Niemi)  
**LAST DETROIT SHUTOUT:** Oct. 22, 2017 (Sharks 0 @ Detroit 3) (Jimmy Howard)  
**LAST SHARKS WIN AT HOME:** Jan. 7, 2017 (Detroit 3 @ Sharks 6)  
**LAST DETROIT WIN AT HOME:** Oct. 22, 2017 (Sharks 0 @ Detroit 3)  
**LAST SHARKS WIN AT DETROIT:** Nov. 13, 2015 (Sharks 3 @ Detroit 2)  
**LAST DETROIT WIN AT SHARKS:** Jan. 7, 2016 (Detroit 2 @ Sharks 1)  
**LAST SHARKS OVERTIME WIN AT HOME:** Mar. 17, 2012 (Detroit 2 @ Sharks 3 OT)  
**LAST DETROIT OVERTIME WIN AT HOME:** Oct. 17, 2005 (Sharks 2 @ Detroit 3 OT)  
**LAST SHARKS OVERTIME WIN AT DETROIT:** None  
**LAST DETROIT OVERTIME WIN AT SHARKS:** Oct. 4, 2001 (Detroit 4 @ Sharks 3 OT)  
**LAST SHARKS SHOOTOUT WIN:** Oct. 21, 2013 (Sharks 1 @ Detroit 0 SO)  
**LAST SHARKS SHOOTOUT LOSS:** Feb. 28, 2013 (Detroit 2 @ Sharks 1 SO)  
**MOST GOALS BY SHARKS:** 9, Jan. 4, 2007 (Detroit 4 @ Sharks 9)  
**MOST GOALS BY DETROIT:** 11, Feb. 15, 1992 (Sharks 1 @ Detroit 11)  
**MOST GOALS BY BOTH TEAMS:** 13, 3 times, MR, Jan. 4, 2007 (Detroit 4 @ Sharks 9)  
**LAST SHARKS HAT TRICK:** Patrick Marleau, Apr. 6, 2002 (Detroit 3 @ Sharks 6)  
**LAST DETROIT HAT TRICK:** Mathieu Schneider, Nov. 26, 2005 (Detroit 7 @ Sharks 6)  
**LAST SHARKS PENALTY SHOT:** Nils Ekman (Unsuccessful: Manny Legace), Feb. 28, 2006 (Detroit 1 @ Sharks 5)  
**LAST DETROIT PENALTY SHOT:** Igor Larionov (Successful: Arturs Irbe), Nov. 22, 1995 (Sharks 2 @ Detroit 5)

### ALL-TIME SAN JOSE VS. DETROIT:

| VS DETROIT         | W  | L  | T | OL |
|--------------------|----|----|---|----|
| SJ ALL-TIME Record | 32 | 49 | 4 | 5  |
| SJ HOME            | 20 | 21 | 3 | 2  |
| SJ ROAD            | 12 | 28 | 1 | 3  |

### 2016-17 RESULTS

| DATE       | SITE | W | L | OT | SJ | OPP |
|------------|------|---|---|----|----|-----|
| 10/22/2016 | A    | 0 | 1 | 0  | 0  | 3   |
| 1/7/2017   | H    | 1 | 0 | 0  | 6  | 3   |

### 2016-17 RED WINGS LEADERS

|                 |   |
|-----------------|---|
| <b>GOALS</b>    | Dylan Larkin, 23  |
| <b>ASSISTS</b>  | Henrik Zetterberg, 37   |
| <b>POINTS</b>   | Henrik Zetterberg, 50   |
| <b>SHOTS</b>    | Dylan Larkin, 221   |
| <b>GAA</b>      | Jimmy Howard, 2.10  |
| <b>WINS</b>     | Petr Mrazek, 18   |
| <b>SHUTOUTS</b> | Jared Coreau, 2   |
| <b>SAVE %</b>   | Jimmy Howard, 0.927   |
| <b>RECORD</b>   | 33-36-13, 79 pts.<br>7th/Atlantic Division<br>14th/Eastern Conference |

### 2017 PLAYOFFS

Did not qualify

### NOTES

- On Apr. 6, 2002, in a 6-3 victory, Patrick Marleau recorded the Sharks first hat trick against the Red Wings (and first of his career).
- On Feb. 11, 2004, Mike Ricci played in his 1,000th NHL game.
- On Feb. 28, 2006, The Sharks scored a franchise record five power play goals in a 5-1 win.
- On Jan. 4, 2007, Patrick Marleau became the team's all-time scoring leader, surpassing Owen Nolan's 451 points, with a four-point game (a goal and three assists).
- On Nov. 5 2009, rookie Logan Couture scored his first NHL goal in a 2-1 shootout loss.
- On Nov. 30, 2010 at HP Pavilion: Joe Thornton recorded his 500th point in a Sharks uniform (assist) in a 5-3 loss.
- On Mar. 28, 2013, Antti Niemi set a franchise record by becoming the first goaltender to record shutouts on consecutive days (3/27 vs. Anaheim), and both teams combined for one penalty and two PIM's to set a franchise record for fewest combined penalties and penalty minutes in a home game. The Sharks were held without a power play opportunity for only the fourth time in franchise history.
- On Jan. 7, 2016, The Sharks offense exploded for a 6-3 win against Detroit in their first game of the season scoring at least 5 goals. Paul Martin, Joe Pavelski, Mirco Mueller, Joel Ward, Dylan Demelo and Brent Burns all had 2 points each. Joe Pavelski scored his 600th NHL point.



## EDMONTON OILERS

### ROGERS PLACE

10220 104 Ave. NW  
Edmonton, Alberta T5J 0H6  
Phone: 780-414-4000  
Fax: 780-409-5848

### TEAM OFFICES/MAILING ADDRESS

300, 10214-104 Avenue NW  
Edmonton, Alberta T5J 0H6

### AHL AFFILIATE

Bakersfield Condors

### ECHL AFFILIATE

Norfolk Admirals



Cam Talbot

**G.M.:** Peter Chiarelli  
**Coach:** Todd McLellan  
**P.R.:** J.J. Hebert, Shawn May, Andre Brin

### FAST FACTS

**LAST SHARKS WIN:** Jan. 10, 2017 (Sharks 3 @ Edmonton 5)  
**LAST EDMONTON WIN:** Apr. 6, 2017 (Edmonton 6 @ Sharks 3)  
**LAST SHARKS SHUTOUT:** Mar. 8, 2016 (Sharks 3 @ Edmonton 0) (James Reimer)  
**LAST EDMONTON SHUTOUT:** Jan. 29, 2014 (Sharks 0 @ Edmonton 3) (Ben Scrivens)  
**LAST SHARKS WIN AT HOME:** Dec. 23, 2016 (Edmonton 2 @ Sharks 3 OT)  
**LAST EDMONTON WIN AT HOME:** Mar. 30, 2017 (Sharks 2 @ Edmonton 3)  
**LAST SHARKS WIN AT EDMONTON:** Jan. 10, 2017 (Sharks 3 @ Edmonton 5)  
**LAST EDMONTON WIN AT SHARKS:** Apr. 6, 2017 (Edmonton 6 @ Sharks 3)  
**LAST SHARKS OVERTIME WIN AT HOME:** Jan. 14, 2016 (Edmonton 1 @ Sharks 2 SO)  
**LAST EDMONTON OVERTIME WIN AT HOME:** Dec. 9, 2015 (Sharks 3 @ Edmonton 4 OT)  
**LAST SHARKS OVERTIME WIN AT EDMONTON:** Dec. 23, 2016 (Sharks 3 @ Edmonton 2 OT)  
**LAST EDMONTON OVERTIME WIN AT SHARKS:** Dec. 6, 2008 (Edmonton 3 @ Sharks 2 OT)  
**LAST SHARKS SHOOTOUT WIN:** Jan. 14, 2016 (Edmonton 1 @ Sharks 2 SO)  
**LAST SHARKS SHOOTOUT LOSS:** Feb. 2, 2015 (Edmonton 2 @ Sharks 1 SO)  
**MOST GOALS BY SHARKS:** 6, 6 times, MR, Jan. 22, 2013 (Sharks 6 @ Edmonton 3)  
**MOST GOALS BY EDMONTON:** 9, Jan. 21, 1992 (Sharks 2 @ Edmonton 9)  
**MOST GOALS BY BOTH TEAMS:** 11, 2 times, MR, Mar. 13, 1996 (Edmonton 8 @ Sharks 3)  
**LAST SHARKS HAT TRICK:** Joe Pavelski, Mar. 25, 2014 (Sharks 5 @ Edmonton 2)  
**LAST EDMONTON HAT TRICK:** Milan Lucic, Apr. 6, 2017 (Edmonton 4 @ Sharks 2)  
**LAST SHARKS PENALTY SHOT:** Marcus Sorensen (Unsuccessful: Cam Talbot), Apr. 6, 2017 (Edmonton 4 @ Sharks 2)  
**LAST EDMONTON PENALTY SHOT:** Mike Comrie (Unsuccessful: Vesa Toskala), Apr. 3, 2003 (Sharks 3 @ Edmonton 3)

### ALL-TIME SAN JOSE VS. EDMONTON

| VS EDMONTON        | W  | L  | T  | OL |
|--------------------|----|----|----|----|
| SJ ALL-TIME Record | 52 | 42 | 12 | 9  |
| SJ HOME            | 30 | 17 | 6  | 5  |
| SJ ROAD            | 22 | 25 | 6  | 4  |

### 2016-17 RESULTS

| DATE       | SITE | W | L | OT | SJ | OPP |
|------------|------|---|---|----|----|-----|
| 12/23/2016 | H    | 1 | 0 | 0  | 3  | 2   |
| 1/10/2017  | A    | 1 | 0 | 0  | 5  | 3   |
| 1/26/2017  | H    | 0 | 1 | 0  | 1  | 4   |
| 3/30/2017  | A    | 0 | 1 | 0  | 2  | 3   |
| 4/6/2017   | H    | 0 | 1 | 0  | 2  | 4   |

### 2016-17 OILERS LEADERS

**GOALS** Connor McDavid, 30  
**ASSISTS** Connor McDavid, 70  
**POINTS** Connor McDavid, 100  
**SHOTS** Connor McDavid, 251  
**GAA** Cam Talbot, 2.39  
**WINS** Cam Talbot, 42  
**SHUTOUTS** Cam Talbot, 7  
**SAVE %** Cam Talbot, 0.919  
**RECORD** 47-26-9, 103 pts.  
2nd/Pacific Division  
4th/Western Conference

### 2017 PLAYOFFS

**WESTERN FIRST ROUND:** Defeated San Jose, 4-2  
**WESTERN SECOND ROUND:** Lost to Anaheim, 4-3

### NOTES

- On Feb. 12, 2000, the Sharks played their first penalty-free game in team history...
- On Feb. 17, 2009, Patrick Marleau recorded his 600<sup>th</sup> career point with goal number 31 of the season. Marleau later scored his fourth short-handed goal of the season, bringing his career point tally to 601 in a 4-2 win.
- On Jan. 22, 2013, the Sharks scored six goals in the first period, setting franchise records for fastest six goals to start a game (19:20), most goals for in a single period on the road (6), most goals allowed by an opposing goaltender in a period (Devyn Dubnyk), and tying the franchise mark for most power play goals in a period (3).
- On Mar. 20, 2013, Marc-Edouard Vlasic played in his 500<sup>th</sup> NHL game, becoming the 74<sup>th</sup> player to achieve that mark at or before the age of 25, in the Sharks 4-3 shootout victory.
- On Jan. 29, 2014, the Sharks fired 59 shots on net to set a franchise record for most shots in a single game, but Oilers goaltender Ben Scrivens stopped them all to register a shutout in a 3-0 victory over San Jose. The Sharks also set a new franchise mark for shot differential (59 shots for, 27 shots against, +32 shot differential) in the loss.
- On Jan. 14, 2016, Joe Pavelski scored the game-winner in the shootout and Martin Jones made 24 saves as the Sharks skated off with a 2-1 victory in former Head Coach Todd McLellan's return to SAP Center.
- On Dec. 23, 2016, Kevin Labanc scored two goals, including the game-winner in overtime, as the Sharks defeated the Oilers 3-2. Joe Thornton registered his 700<sup>th</sup> assist as a Shark.
- On Jan. 10, 2017, Mikkel Boedker scored a hat-trick and Logan Couture's goal gave him 350 career points as a Shark, which tied him with Jeff Friesen for 5<sup>th</sup> all-time in Sharks history.



# FLORIDA PANTHERS

## BB&T CENTER

One Panther Parkway  
Sunrise, Fla. 33323  
Phone: 954-835-7000  
Fax: 954-835-7700

## PRACTICE FACILITY

Panthers IceDen  
3299 Sportsplex Drive  
Coral Springs, Fla. 33065  
Phone: 954-341-9956

## AHL AFFILIATE

Springfield Thunderbirds



**Keith Yandle**

**G.M.:** Dale Tallon  
**Coach:** Bob Boughner  
**P.R.:** Thomas Drance,  
Adelyn Biedenbach, Mike  
Lewis, Chrissy Parente  
**Press Box:** 954-835-7753

## FAST FACTS

**LAST SHARKS WIN:** Nov. 10, 2016 (Sharks 4 @ Florida 2)  
**LAST FLORIDA WIN:** Feb. 15, 2017 (Florida 6 @ Sharks 5 OT)  
**LAST SHARKS SHUTOUT:** Jan. 16, 2014 (Sharks 3 @ Florida 0) (Alex Stalock)  
**LAST FLORIDA SHUTOUT:** None  
**LAST SHARKS WIN AT HOME:** Nov. 5, 2015 (Florida 2 @ Sharks 5)  
**LAST FLORIDA WIN AT HOME:** Nov. 11, 2014 (Sharks 1 @ Florida 4)  
**LAST SHARKS WIN AT FLORIDA:** Nov. 10, 2016 (Sharks 4 @ Florida 2)  
**LAST FLORIDA WIN AT SHARKS:** Feb. 15, 2017 (Florida 6 @ Sharks 5 OT)  
**LAST SHARKS OVERTIME WIN AT HOME:** None  
**LAST FLORIDA OVERTIME WIN AT HOME:** None  
**LAST SHARKS OVERTIME WIN AT FLORIDA:** None  
**LAST FLORIDA OVERTIME WIN AT SHARKS:** Feb. 15, 2017 (Florida 6 @ Sharks 5 OT)  
**LAST SHARKS SHOOTOUT WIN:** Feb. 18, 2016 (Sharks 2 @ Florida 1 SO)  
**LAST SHARKS SHOOTOUT LOSS:** Nov. 20, 2014 (Florida 3 @ Sharks 2 SO)  
**MOST GOALS BY SHARKS:** 7, Nov. 16, 2002 (Sharks 7 @ Florida 3)  
**MOST GOALS BY FLORIDA:** 6, Feb. 15, 2017 (Florida 6 @ Sharks 5 OT)  
**MOST GOALS BY BOTH TEAMS:** 11, Feb. 15, 2017 (Florida 6 @ Sharks 5 OT)  
**LAST SHARKS HAT TRICK:** Alyn McCauley, Nov. 1, 2003 (Sharks 6 @ Florida 2)  
**LAST FLORIDA HAT TRICK:** None  
**LAST SHARKS PENALTY SHOT:** Joe Pavelski (Unsuccessful: Roberto Luongo), Feb. 15, 2017 (Florida 6 @ Sharks 5)  
**LAST FLORIDA PENALTY SHOT:** None

## ALL-TIME SAN JOSE VS. FLORIDA:

| VS FLORIDA         | W  | L | T | OL |
|--------------------|----|---|---|----|
| SJ ALL-TIME Record | 13 | 9 | 7 | 3  |
| SJ HOME            | 7  | 4 | 2 | 3  |
| SJ ROAD            | 6  | 5 | 5 | 0  |

## 2016-17 RESULTS

| DATE       | SITE | W | L | OT | SJ | OPP |
|------------|------|---|---|----|----|-----|
| 11/10/2016 | A    | 1 | 0 | 0  | 4  | 2   |
| 2/15/2017  | H    | 0 | 0 | 1  | 5  | 6   |

## 2016-17 PANTHERS LEADERS

|                 |   |
|-----------------|---|
| <b>GOALS</b>    | Jonathan Marchessault, 30   |
| <b>ASSISTS</b>  | Keith Yandle, 36  |
| <b>POINTS</b>   | Vincent Trocheck, 54  |
| <b>SHOTS</b>    | Vincent Trocheck, 230   |
| <b>GAA</b>      | James Reimer, 2.53  |
| <b>WINS</b>     | James Reimer, 18  |
| <b>SHUTOUTS</b> | James Reimer, 3   |
| <b>SAVE %</b>   | James Reimer, 0.920   |
| <b>RECORD</b>   | 35-36-11, 81 pts.<br>6th/Atlantic Division<br>13th/Eastern Conference |

## 2017 PLAYOFFS

Did not qualify

## NOTES

- On Mar. 7, 2001, Scott Thornton posted his first career hat trick against Florida in a 3-3 tie.
- On Nov. 1, 2003, Alyn McCauley posted his first career hat trick (and first career multi-goal game) in a 6-2 win.
- On Dec. 8, 2005, the Sharks scored five or more goals in four consecutive games for the first time in franchise history in defeating the Panthers 6-2. On the same day, Patrick Marleau set two franchise records: most points in a four-game span (12) and four consecutive three-point games.
- On Mar 18, 2014, the Sharks set a franchise record for most shots in a period with 29 in the 3rd.
- On Jan. 16, 2014, Alex Stalock made 24 saves to secure his first career shutout and lead the Sharks to a 3-0 victory.
- On Nov. 5, 2015, Joe Thornton passed Jean Ratelle for 35th place on the NHL all-time points list and 11 different Sharks recorded a point in a 5-2 victory.
- On Feb. 15, 2017, Joe Pavelski exploded for 4 points (2-2=4), but a pair of goals from both Nick Bjugstad and Aleksander Barkov helped Florida defeat the Sharks 6-5 in overtime. Brent Burns registered his 300th point as a Shark with a first period goal. Patrick Marleau played in his 600th consecutive NHL game.





# LOS ANGELES KINGS

## STAPLES CENTER

1111 S. Figueroa St.  
Los Angeles, Calif. 90015  
Phone: 213-742-7100

## PRACTICE FACILITY

Toyota Sports Center  
555 N. Nash St.  
El Segundo, Calif. 90245  
Phone: 310-535-4500  
Fax: 310-535-4507

## AHL AFFILIATE

Ontario Reign



**Tyler Toffoli**

**VP/G.M.:** Rob Blake

**Coach:** John Stevens

**P.R.:** Mike Altieri, Jeff

Moeller, Mike Kalinowski,

Eddie Fischermann

**Press Box:** 213-742-7488

## FAST FACTS

**LAST SHARKS WIN:** Jan. 18, 2017 (Sharks 3 @ Los Angeles 2)  
**LAST LOS ANGELES WIN:** Jan. 3, 2017 (Los Angeles 2 @ Sharks 1 OT)  
**LAST SHARKS SHUTOUT:** Oct. 8, 2014 (Sharks 4 @ Los Angeles 0) (Antti Niemi)  
**LAST LOS ANGELES SHUTOUT:** Jan. 27, 2014 (Los Angeles 1 @ Sharks 0) (Jonathan Quick)  
**LAST SHARKS WIN AT HOME:** Oct. 12, 2016 (Los Angeles 1 @ Sharks 2)  
**LAST LOS ANGELES WIN AT HOME:** Dec. 31, 2016 (Sharks 2 @ Los Angeles 3)  
**LAST SHARKS WIN AT LOS ANGELES:** Jan. 18, 2017 (Sharks 3 @ Los Angeles 2)  
**LAST LOS ANGELES WIN AT SHARKS:** Jan. 3, 2017 (Los Angeles 2 @ Sharks 1 OT)  
**LAST SHARKS OVERTIME WIN AT HOME:** Apr. 7, 2012 (Los Angeles 2 @ Sharks 3 OT)  
**LAST LOS ANGELES OVERTIME WIN AT HOME:** Oct. 30, 2013 (Sharks 3 @ Los Angeles 4)  
**LAST SHARKS OVERTIME WIN AT LOS ANGELES:** Jan. 21, 2006 (Sharks 4 @ Los Angeles 3 OT)  
**LAST LOS ANGELES OVERTIME WIN AT SHARKS:** Jan. 3, 2017 (Los Angeles 2 @ Sharks 1 OT)  
**LAST SHARKS SHOOTOUT WIN:** Nov. 27, 2013 (Los Angeles 2 @ Sharks 3)  
**LAST SHARKS SHOOTOUT LOSS:** Mar. 24, 2011 (Sharks 3 @ Los Angeles 4 SO)  
**MOST GOALS BY SHARKS:** 7, 4 times, MR, Nov. 9, 2006 (Sharks 7 @ Los Angeles 3)  
**MOST GOALS BY LOS ANGELES:** 11, Nov. 8, 1992 (Los Angeles 11 @ Sharks 4)  
**MOST GOALS BY BOTH TEAMS:** 15, Nov. 8, 1992 (Los Angeles 11 @ Sharks 4)  
**LAST SHARKS HAT TRICK:** Jonathan Cheechoo, Apr. 1, 2007 (Los Angeles 2 @ Sharks 6)  
**LAST LOS ANGELES HAT TRICK:** Mike Donnelly, Jari Kurri, Luc Robitaille Nov. 8, 1992 (Los Angeles 11 @ Sharks 4)  
**LAST SHARKS PENALTY SHOT:** Tommy Wingels (Unsuccessful: Jonathan Bernier), Mar. 16, 2013 (Sharks 2 @ Los Angeles 5)  
**LAST LOS ANGELES PENALTY SHOT:** Ladislav Nagy (Unsuccessful: Evgeni Nabokov), Nov. 24, 2007 (Los Angeles 2 @ Sharks 1)

## ALL-TIME SAN JOSE VS. LOS ANGELES:

| VS LOS ANGELES     | W  | L  | T | OL |
|--------------------|----|----|---|----|
| SJ ALL-TIME Record | 75 | 55 | 7 | 9  |
| SJ HOME            | 45 | 21 | 3 | 4  |
| SJ ROAD            | 30 | 34 | 4 | 5  |

## 2016-17 RESULTS

| DATE       | SITE | W | L | OT | SJ | OPP |
|------------|------|---|---|----|----|-----|
| 10/12/2016 | H    | 1 | 0 | 0  | 2  | 1   |
| 11/30/2016 | A    | 1 | 0 | 0  | 4  | 1   |
| 12/31/2016 | A    | 0 | 1 | 0  | 2  | 3   |
| 1/3/2017   | H    | 0 | 0 | 1  | 1  | 2   |
| 1/18/2017  | A    | 1 | 0 | 0  | 3  | 2   |

## 2016-17 KINGS LEADERS

|                 |   |
|-----------------|---|
| <b>GOALS</b>    | Jeff Carter, 32   |
| <b>ASSISTS</b>  | Anze Kopitar, 40  |
| <b>POINTS</b>   | Jeff Carter, 66   |
| <b>SHOTS</b>    | Jeff Carter, 250  |
| <b>GAA</b>      | Peter Budaj, 2.12   |
| <b>WINS</b>     | Peter Budaj, 27   |
| <b>SHUTOUTS</b> | Peter Budaj, 7  |
| <b>SAVE %</b>   | Peter Budaj & Jonathan Quick, 0.917                                 |
| <b>RECORD</b>   | 39-35-8, 86 pts.<br>5th/Pacific Division<br>10th/Western Conference |

## 2017 PLAYOFFS

Did not qualify

## NOTES

- On Nov. 22, 2006, Joe Pavelski, who was called up from Worcester earlier in the day, scored his first NHL goal in his first NHL game. The same night, rookie defenseman Marc-Edouard Vlasic scored his first NHL goal and recorded his first multi-point game (1-1=2).
- On Dec. 12, 2006, Patrick Marleau set a Sharks franchise record for most games played in a 3-1 win. Marleau skated in his 672<sup>nd</sup> game, passing Mike Rathje on the all-time games played list.
- On Jan. 11, 2007, Patrick Marleau became the all-time leading goal scorer in Sharks history as the Sharks defeated the Kings, 5-2.
- On April 1, 2007, Joe Thornton set a franchise record for assists in a period with four and tied a franchise record for most assists in a game (four).
- On April 4, 2011, the Sharks clinched the Pacific Division for the fourth consecutive season and sixth time as Joe Thornton recorded a goal and an assist (points No. 998 and 999). His 20<sup>th</sup> goal of the season gave him 11 consecutive seasons of 20 goals or more, the second longest active streak in the NHL next to Calgary's Jarome Iginla (12).
- On Apr. 3, 2014, the Sharks set a franchise record with 52 hits in a potential first-round playoff preview.
- On Feb. 21, 2015, Sharks and Kings played in the third largest outdoor game in NHL history and first-ever outdoor game in Northern California, where Los Angeles would prevail 2-1.
- On Oct. 12, 2016, The Sharks raised their Western Conference Championship banner before the season opener as Logan Couture and Brent Burns scored goals and Martin Jones stopped 21 shots in a 2-1 victory. With an assist, Joe Thornton took sole possession of 13<sup>th</sup> place all-time in assists (965).



## MINNESOTA WILD

### XCEL ENERGY CENTER

199 West Kellogg  
Boulevard (arena address)  
317 Washington Street  
(mailing address)  
St. Paul, Minn. 55012  
Phone: 651-602-6000  
Fax: 651-293-9574

AHL AFFILIATE  
Iowa Wild



Charlie Coyle

**G.M.:** Chuck Fletcher  
**Coach:** Bruce Boudreau  
**P.R.:** Aaron Sickman,  
Carly Peters, Megan  
Kogut  
**Press Box:** 651-726-  
8600/8601

### FAST FACTS

**LAST SHARKS WIN:** Apr. 5, 2016 (Sharks 3 @ Minnesota 0)  
**LAST MINNESOTA WIN:** Mar. 21, 2017 (Sharks 2 @ Minnesota 3)  
**LAST SHARKS SHUTOUT:** Apr. 5, 2016 (Sharks 3 @ Minnesota 0) (James Reimer)  
**LAST MINNESOTA SHUTOUT:** Dec. 12, 2015 (Minnesota 2 @ Sharks 0) (Darcy Kuemper)  
**LAST SHARKS WIN AT HOME:** Jan. 23, 2016 (Minnesota 3 @ Sharks 4)  
**LAST MINNESOTA WIN AT HOME:** Mar. 21, 2017 (Sharks 3 @ Minnesota 3)  
**LAST SHARKS WIN AT MINNESOTA:** Apr. 5, 2016 (Sharks 3 @ Minnesota 0)  
**LAST MINNESOTA WIN AT SHARKS:** Jan. 5, 2017 (Minnesota 5 @ Sharks 4)  
**LAST SHARKS OVERTIME WIN AT HOME:** None  
**LAST MINNESOTA OVERTIME WIN AT HOME:** Oct. 31, 2002 (Sharks 1 @ Minnesota 2 OT)  
**LAST SHARKS OVERTIME WIN AT MINNESOTA:** Mar. 10, 2009 (Sharks 5 @ Minnesota 4 OT)  
**LAST MINNESOTA OVERTIME WIN AT SHARKS:** Mar. 5, 2009 (Minnesota 4 @ Sharks 3 OT)  
**LAST SHARKS SHOOTOUT WIN:** Oct. 30, 2014 (Sharks 3 @ Minnesota 4 SO)  
**LAST SHARKS SHOOTOUT LOSS:** Jan. 10, 2012 (Sharks 4 @ Minnesota 5 SO)  
**MOST GOALS BY SHARKS:** 6, Apr. 18, 2013 (Minnesota 1 @ Sharks 6)  
**MOST GOALS BY MINNESOTA:** 6, Oct. 19, 2005 (Sharks 1 @ Minnesota 6)  
**MOST GOALS BY BOTH TEAMS:** 9, 3 times, MR, Jan. 5, 2017 (Minnesota 5 @ Sharks 4)  
**LAST SHARKS HAT TRICK:** None  
**LAST MINNESOTA HAT TRICK:** Brian Rolston, Nov. 5, 2005 (Minnesota 3 @ Sharks 1)  
**LAST SHARKS PENALTY SHOT:** Andrew Desjardins (Unsuccessful: Niklas Backstrom), Mar. 23, 2013 (Sharks 0 @ Minnesota 2)  
**LAST MINNESOTA PENALTY SHOT:** James Shepard (Unsuccessful: Evgeni Nabokov), Apr. 2, 2010 (Sharks 3 @ Minnesota 2)

### ALL-TIME SAN JOSE VS. MINNESOTA:

| VS MINNESOTA       | W  | L  | T | OL |
|--------------------|----|----|---|----|
| SJ ALL-TIME Record | 32 | 19 | 2 | 6  |
| SJ HOME            | 19 | 8  | 1 | 2  |
| SJ ROAD            | 13 | 11 | 1 | 4  |

### 2016-17 RESULTS

| DATE      | SITE | W | L | OT | SJ | OPP |
|-----------|------|---|---|----|----|-----|
| 1/5/2017  | H    | 0 | 1 | 0  | 4  | 5   |
| 3/5/2017  | A    | 0 | 1 | 0  | 1  | 3   |
| 3/21/2017 | A    | 0 | 1 | 0  | 2  | 3   |

### 2016-17 WILD LEADERS

|                 |   |
|-----------------|---|
| <b>GOALS</b>    | Eric Staal, 28  |
| <b>ASSISTS</b>  | Mikael Granlund, 43   |
| <b>POINTS</b>   | Mikael Granlund, 69   |
| <b>SHOTS</b>    | Eric Staal, 211   |
| <b>GAA</b>      | Devan Dubnyk, 2.25  |
| <b>WINS</b>     | Devan Dubnyk, 40  |
| <b>SHUTOUTS</b> | Devan Dubnyk, 5   |
| <b>SAVE %</b>   | Devan Dubnyk, 0.923   |
| <b>RECORD</b>   | 49-25-8, 106 pts.<br>2nd/Central Division<br>2nd/Western Conference |

### 2017 PLAYOFFS

**WESTERN FIRST ROUND:** Lost to St. Louis, 4-1

### NOTES

- On Mar. 5, 2009, the Sharks had no penalties for the entire game, the third time that has happened in franchise history (first time at home).
- On Jan. 10, 2012, Patrick Marleau recorded his 800th NHL point, assisting on Dan Boyle's goal, in a 5-4 SO loss to the Wild.
- On Jan. 25, 2014, Joe Thornton scored twice, including the overtime, game-winning goal, while Patrick Marleau scored as well to help push the Sharks winning streak to six games. Thornton and Marleau provided the Sharks offense just one day after each signing three-year contract extensions.
- On Oct. 30, 2014, Mirco Mueller scored his first career NHL goal in a 4-3 loss in Minnesota.
- On Apr. 5, 2016, Patrick Marleau (2 goals) and Logan Couture (1 goal, 1 assist) each tallied two points as James Reimer made 29 saves in a 3-0 shutout of the Wild. The win set a Sharks franchise record for most road wins in a single season (28).
- On Jan. 5, 2017, Patrick Marleau, Joel Ward, and Brent Burns each had two points, but the Wild rallied twice after trailing by two and the Sharks fell 5-4. Marleau scored his 492nd goal, taking sole possession of 46th place all-time from Jean Ratelle.



# MONTREAL CANADIENS

## BELL CENTRE

1909 avenue des  
Canadiens-de-Montreal  
Montreal, Quebec H3B 5E8  
Phone: 514-932-2582  
Fax: 514-932-8285

## PRACTICE FACILITY

Bell Sports Complex  
8000 Blvd. Leduc Ste 104  
Brossard, QC J4Y 0E9,  
Phone: 450-926-2887 #224  
Fax: 450-926-2885

## AHL AFFILIATE

Laval Rocket



Shea Weber

**G.M.:** Marc Bergevin  
**Coach:** Michel Therrien  
**P.R.:** Donald Beauchamp,  
Dominick Saillant,  
Francois Marchand, Sylvie  
Lambert, Carl Lavigne  
**Press Box:** 514-989-2872

## FAST FACTS

**LAST SHARKS WIN:** Feb. 29, 2016 (Montreal 2 @ Sharks 6)  
**LAST MONTREAL WIN:** Mar. 21, 2015 (Sharks 0 @ Montreal 2)  
**LAST SHARKS SHUTOUT:** Mar. 2, 2015 (Montreal 0 @ Sharks 4) (Alex Stalock)  
**LAST MONTREAL SHUTOUT:** Mar. 21, 2015 (Sharks 0 @ Montreal 2) (Carey Price)  
**LAST SHARKS WIN AT HOME:** Feb. 29, 2016 (Montreal 2 @ Sharks 6)  
**LAST MONTREAL WIN AT HOME:** Mar. 21, 2015 (Sharks 0 @ Montreal 2)  
**LAST SHARKS WIN AT MONTREAL:** Dec. 15, 2015 (Sharks 3 @ Montreal 1)  
**LAST MONTREAL WIN AT SHARKS:** Nov. 23, 1999 (Montreal 3 @ Sharks 2 OT)  
**LAST SHARKS OVERTIME WIN AT HOME:** Nov. 2, 1996 (Montreal 3 @ Sharks 4 OT)  
**LAST MONTREAL OVERTIME WIN AT HOME:** None  
**LAST SHARKS OVERTIME WIN AT MONTREAL:** None  
**LAST MONTREAL OVERTIME WIN AT SHARKS:** Nov. 23, 1999 (Montreal 3 @ Sharks 2 OT)  
**LAST SHARKS SHOOTOUT WIN:** Dec. 1, 2011 (Montreal 3 @ Sharks 4 SO)  
**LAST SHARKS SHOOTOUT LOSS:** None  
**MOST GOALS BY SHARKS:** 7, Feb. 26, 1996 (Montreal 4 @ Sharks 7)  
**MOST GOALS BY MONTREAL:** 8, Oct. 21, 1992 (Sharks 4 @ Montreal 8)  
**MOST GOALS BY BOTH TEAMS:** 12, Oct. 21, 1992 (Sharks 4 @ Montreal 8)  
**LAST SHARKS HAT TRICK:** None  
**LAST MONTREAL HAT TRICK:** Stephane LeBeau, Feb. 12, 1992 (Sharks 1 @ Montreal 6)  
**LAST SHARKS PENALTY SHOT:** Dan Boyle (Unsuccessful: Carey Price), Mar. 4, 2010 (Montreal 2 @ Sharks 3)  
**LAST MONTREAL PENALTY SHOT:** None

## ALL-TIME SAN JOSE VS. MONTREAL

| VS MONTREAL        | W  | L  | T | OL |
|--------------------|----|----|---|----|
| SJ ALL-TIME Record | 17 | 14 | 4 | 1  |
| SJ HOME            | 12 | 3  | 2 | 1  |
| SJ ROAD            | 5  | 11 | 2 | 0  |

## 2016-17 RESULTS

| DATE       | SITE | W | L | OT | SJ | OPP |
|------------|------|---|---|----|----|-----|
| 12/2/2016  | H    | 1 | 0 | 0  | 2  | 1   |
| 12/16/2016 | A    | 1 | 0 | 0  | 4  | 2   |

## 2016-17 CANADIENS LEADERS

|                 |  |
|-----------------|--|
| <b>GOALS</b>    | Max Pacioretty, 35   |
| <b>ASSISTS</b>  | Alexander Radulov, 36  |
| <b>POINTS</b>   | Max Pacioretty, 67   |
| <b>SHOTS</b>    | Max Pacioretty, 268  |
| <b>GAA</b>      | Carey Price, 2.23  |
| <b>WINS</b>     | Carey Price, 37  |
| <b>SHUTOUTS</b> | Carey Price, 3   |
| <b>SAVE %</b>   | Carey Price, 0.923   |
| <b>RECORD</b>   | 47-26-9, 103 pts.<br>1st/Atlantic Division<br>4th/Eastern Conference |

## 2017 PLAYOFFS

**EASTERN FIRST ROUND:** Lost to NY Rangers 4-2

## NOTES

- On Jan. 27, 2002, Sergei Berezin scored Montreal's second goal, the 10,000<sup>th</sup> home goal for the Canadiens.
- On Jan. 14, 2006, the Sharks lost a 6-2 decision to the Canadiens, the only Eastern Conference opponent to defeat the Sharks in 2005-06.
- On Mar. 8, 2014, Antti Niemi became the first goaltender since Martin Biron (2001-02) to shut out the Canadiens twice in one season.
- On Mar. 2, 2015, the Sharks shutout the Canadiens for the third consecutive game in a row dating back to the 2013-14 season, winning 4-0.
- On Feb. 29, 2016, Joe Thornton, Brent Burns (recorded his 400<sup>th</sup> NHL point) and Joe Pavelski all had three point nights in a 6-2 thumping of the Canadiens.



## NASHVILLE PREDATORS

### BRIDGESTONE ARENA

501 Broadway  
Nashville, Tenn. 37203  
Phone: 615-770-2300  
Fax: 615-770-2309

### PRACTICE FACILITY

Centennial Sportsplex  
222 25<sup>th</sup> Avenue North  
Nashville, Tenn. 37203  
Phone: 615-862-8480

### AHL AFFILIATE

Milwaukee Admirals



**Pekka Rinne**

**G.M.:** David Poile

**Coach:** Peter Laviolette

**P.R.:** Kevin Wilson, Nick

Barnowski, Natalie

Aronson, Brooks Bratten

**Press Box:** 615-770-2165

### FAST FACTS

**LAST SHARKS WIN:** Oct. 29, 2016 (Nashville 1 @ Sharks 4)  
**LAST NASHVILLE WIN:** Mar. 25, 2017 (Sharks 2 @ Nashville 7)  
**LAST SHARKS SHUTOUT:** Mar. 12, 2015 (Nashville 0 @ Sharks 2) (Antti Niemi)  
**LAST NASHVILLE SHUTOUT:** Apr. 5, 2014 (Nashville 3 @ Sharks 0) (Carter Hutton)  
**LAST SHARKS WIN AT HOME:** Oct. 29, 2016 (Nashville 1 @ Sharks 4)  
**LAST NASHVILLE WIN AT HOME:** Mar. 11, 2017 (Sharks 2 @ Nashville 7)  
**LAST SHARKS WIN AT NASHVILLE:** Apr. 2, 2016 (Sharks 3 @ Nashville 2 SO)  
**LAST NASHVILLE WIN AT SHARKS:** Mar. 11, 2017 (Nashville 1 @ Sharks 3)  
**LAST SHARKS OVERTIME WIN AT HOME:** Mar. 8, 2011 (Nashville 2 @ Sharks 3 OT)  
**LAST NASHVILLE OVERTIME WIN AT HOME:** Feb. 12, 2013 (Sharks 0 @ Nashville 1 OT)  
**LAST SHARKS OVERTIME WIN AT NASHVILLE:** Feb. 15, 2011 (Sharks 2 @ Nashville 1 OT)  
**LAST NASHVILLE OVERTIME WIN AT SHARKS:** Nov. 5, 2011 (Nashville 4 @ Sharks 3 OT)  
**LAST SHARKS SHOOTOUT WIN:** Apr. 2, 2016 (Sharks 3 @ Nashville 2 SO)  
**LAST SHARKS SHOOTOUT LOSS:** Feb. 2, 2013 (Nashville 2 @ Sharks 1 SO)  
**MOST GOALS BY SHARKS:** 8, Mar. 11, 2010 (Nashville 5 @ Sharks 8)  
**MOST GOALS BY NASHVILLE:** 7, 2 times, MR, Mar. 25, 2017 (Sharks 2 @ Nashville 7)  
**MOST GOALS BY BOTH TEAMS:** 13, Mar. 11, 2010 (Nashville 5 @ Sharks 8)  
**LAST SHARKS HAT TRICK:** Jonathan Cheechoo, Feb. 9, 2008 (Nashville 3 @ Sharks 4)  
**LAST NASHVILLE HAT TRICK:** Steve Sullivan, Feb. 18, 2004 (Sharks 3 @ Nashville 7)  
**LAST SHARKS PENALTY SHOT:** None  
**LAST NASHVILLE PENALTY SHOT:** Martin Erat (Unsuccessful: Evgeni Nabokov), Feb. 28, 2007 (Nashville 4 @ Sharks 3 SO)

### ALL-TIME SAN JOSE VS. NASHVILLE:

| VS NASHVILLE       | W  | L  | T | OL |
|--------------------|----|----|---|----|
| SJ ALL-TIME Record | 33 | 26 | 2 | 6  |
| SJ HOME            | 19 | 8  | 1 | 4  |
| SJ ROAD            | 13 | 16 | 1 | 2  |

### 2016-17 RESULTS

| DATE       | SITE | W | L | OT | SJ | OPP |
|------------|------|---|---|----|----|-----|
| 10/29/2016 | H    | 1 | 0 | 0  | 4  | 1   |
| 3/11/2017  | H    | 0 | 1 | 0  | 1  | 3   |
| 3/25/2017  | A    | 0 | 1 | 0  | 2  | 7   |

### 2016-17 PREDATORS LEADERS

**GOALS** Filip Forsberg & Viktor Arvidsson, 31  
**ASSISTS** Ryan Johansen, 47  
**POINTS** Ryan Johansen & Viktor Arvidsson, 61  
**SHOTS** Viktor Arvidsson, 246  
**GAA** Juuse Saros, 2.35  
**WINS** Pekka Rinne, 31  
**SHUTOUTS** Pekka Rinne, 3  
**SAVE %** Juuse Saros, 0.923  
**RECORD** 41-29-12, 94 pts.  
4th/Central Division  
8th/Western Conference

### 2017 PLAYOFFS

**WESTERN FIRST ROUND:** Defeated Chicago, 4-0  
**WESTERN SECOND ROUND:** Defeated St. Louis, 4-2  
**WESTERN FINAL:** Defeated Anaheim, 4-2  
**STANLEY CUP FINAL:** Lost to Pittsburgh, 4-2

### NOTES

- On Nov. 10, 1998, Mike Rathje scored the first Sharks goal in team history against Nashville.
- On Oct. 24, 2002, Jonathan Cheechoo scored his first NHL goal – the game-winner – in a 2-1 victory.
- On Feb. 9, 2008, Ron Wilson coached his 500<sup>th</sup> victory of his career and Jeremy Roenick played in his 1,300<sup>th</sup> NHL game.
- Nov. 11, 2008 at HP Pavilion: The Sharks set a franchise record for shots in a game with 57.
- On Mar. 11, 2010, the Sharks tied a franchise record by scoring six goals in the third period in an 8-5 win. Joe Pavelski tied a franchise record with four points in the third period.
- On Mar. 8, 2011, Patrick Marleau became the first Shark to record three, overtime-winning goals in the same season with his game-winner in a 3-2 decision.
- On Mar. 2, 2013, Joe Thornton scored his 1,100<sup>th</sup> career point, assisting on power play goals by Dan Boyle and Joe Pavelski, in a 2-1 regulation victory.
- On Oct. 29, 2016, Joe Thornton had a goal and an assist to tie Mats Sundin for 27<sup>th</sup> all-time in points while Martin Jones made 27 saves in a 4-1 win.



## NEW JERSEY DEVILS

### PRUDENTIAL CENTER

25 Lafayette Street  
Newark, N.J. 07102  
Phone: 973-757-6100  
Fax: 973-757-6399

### PRACTICE FACILITY

RWJ Barnabas Health  
Hockey House at  
Prudential Center  
25 Lafayette St.  
Newark, NJ 07102  
Phone: 973-757-6100  
Fax: 973-757-6399

### AHL AFFILIATE

Binghamton Devils



Taylor Hall

**G.M.:** Ray Shero  
**Coach:** John Hynes  
**P.R.:** Pete Albiets, James Stolfi  
**Press Box:** 973-757-2913, 973-757-6595

### FAST FACTS

**LAST SHARKS WIN:** Feb. 12, 2017 (Sharks 4 @ New Jersey 1)  
**LAST NEW JERSEY WIN:** Mar. 10, 2016 (New Jersey 3 @ Sharks 0)  
**LAST SHARKS SHUTOUT:** Nov. 21, 2016 (New Jersey 0 @ Sharks 4) (Martin Jones)  
**LAST NEW JERSEY SHUTOUT:** Mar. 10, 2016 (New Jersey 3 @ Sharks 0) (Keith Kinkaid)  
**LAST SHARKS WIN AT HOME:** Nov. 21, 2016 (New Jersey 0 @ Sharks 4)  
**LAST NEW JERSEY WIN AT HOME:** Feb. 11, 2011 (Sharks 1 @ New Jersey 2)  
**LAST SHARKS WIN AT NEW JERSEY:** Feb. 12, 2017 (Sharks 4 @ New Jersey 1)  
**LAST NEW JERSEY WIN AT SHARKS:** Mar. 10, 2016 (New Jersey 3 @ Sharks 0)  
**LAST SHARKS OVERTIME WIN AT HOME:** Nov. 28, 1999 (New Jersey 3 @ Sharks 4 OT)  
**LAST NEW JERSEY OVERTIME WIN AT HOME:** Nov. 5, 2003 (Sharks 2 @ New Jersey 3 OT)  
**LAST SHARKS OVERTIME WIN AT NEW JERSEY:** None  
**LAST NEW JERSEY OVERTIME WIN AT SHARKS:** Jan. 22, 2003 (New Jersey 5 @ Sharks 4 OT)  
**LAST SHARKS SHOOTOUT WIN:** Oct. 16, 2015 (Sharks 2 @ New Jersey 1 SO)  
**LAST SHARKS SHOOTOUT LOSS:** None  
**MOST GOALS BY SHARKS:** 5, 2 times, MR, Oct. 27, 2010 (New Jersey 2 @ Sharks 5)  
**MOST GOALS BY NEW JERSEY:** 9, Oct. 26, 1991 (Sharks 0 @ New Jersey 9)  
**MOST GOALS BY BOTH TEAMS:** 11, Feb. 15, 2009 (Sharks 5 @ New Jersey 6)  
**LAST SHARKS HAT TRICK:** Joe Thornton, Oct. 27, 2010 (New Jersey 2 @ Sharks 5)  
**LAST NEW JERSEY HAT TRICK:** Patrick Elias, Oct. 18, 2001 (Sharks 1 @ New Jersey 6)  
**LAST SHARKS PENALTY SHOT:** Patrick Marleau (Unsuccessful: Cory Schneider), Oct. 16, 2015 (Sharks 2 @ New Jersey 1 SO)  
**LAST NEW JERSEY PENALTY SHOT:** Zach Parise (Successful: Antti Niemi), Oct. 21, 2011 (Sharks 4 @ New Jersey 3 SO)

### ALL-TIME SAN JOSE VS. NEW JERSEY:

| VS NEW JERSEY      | W  | L  | T | OL |
|--------------------|----|----|---|----|
| SJ ALL-TIME Record | 16 | 17 | 2 | 2  |
| SJ HOME            | 7  | 8  | 1 | 1  |
| SJ ROAD            | 9  | 9  | 1 | 1  |

### 2016-17 RESULTS

| DATE       | SITE | W | L | OT | SJ | OPP |
|------------|------|---|---|----|----|-----|
| 11/21/2016 | H    | 1 | 0 | 0  | 4  | 0   |
| 2/12/2017  | A    | 1 | 0 | 0  | 4  | 1   |

### 2016-17 DEVILS LEADERS

|                 |   |
|-----------------|---|
| <b>GOALS</b>    | Kyle Palmieri, 26   |
| <b>ASSISTS</b>  | Taylor Hall, 33   |
| <b>POINTS</b>   | Taylor Hall & Kyle Palmieri, 53   |
| <b>SHOTS</b>    | Taylor Hall, 238  |
| <b>GAA</b>      | Keith Kinkaid, 2.64   |
| <b>WINS</b>     | Cory Schneider, 20  |
| <b>SHUTOUTS</b> | Cory Schneider, 2   |
| <b>SAVE %</b>   | Keith Kinkaid, 0.916  |
| <b>RECORD</b>   | 28-40-14, 70 pts.<br>8th/Metropolitan Division<br>16th/Eastern Conference |

### 2017 PLAYOFFS

Did not qualify

### NOTES

- Joe Thornton has 44 points (18-26-44) in 36 games vs. New Jersey.
- On Nov. 25, 2006, the Sharks shutout the Devils for the first time in 23 meetings behind goals from Joe Thornton and Mike Grier. Evgeni Nabokov had 24 saves for the shutout.
- On Oct. 27, 2010, Joe Thornton had a hat trick and a career-high five points in a 5-2 Sharks win.
- On Oct. 21, 2011, Joe Thornton recorded a goal and an assist in his 1,000<sup>th</sup> career NHL game in the Sharks 4-3 shootout win.
- On Jan. 19, 2015, Joe Thornton tied Niklas Lidstrom for 21<sup>st</sup> place on the NHL's All-Time Assist List and surpassed Norm Ullman to take sole possession of 38<sup>th</sup> place on the NHL's All-Time Points List.
- On Nov. 21, 2016, it was a night of milestones as Joe Thornton scored his 900<sup>th</sup> point as a Shark and his 1354<sup>th</sup> point overall, tying him for 25<sup>th</sup> place all-time. Patrick Marleau scored his 486<sup>th</sup> career goal to take 48<sup>th</sup> place all-time. Martin Jones recorded his 15<sup>th</sup> career shutout in a 4-0 win, and Danny O'Regan made his NHL debut.



# 2017-18 SAN JOSE SHARKS MEDIA GUIDE



## NEW YORK ISLANDERS

### BARCLAYS CENTER

620 Atlantic Ave.  
Brooklyn, NY 11217  
Phone: (917) 618-6100

### PRACTICE FACILITY

Northwell Health Ice Center  
200 Merrick Avenue  
East Meadow, N.Y. 11554  
Phone: 516-501-6700

### AHL AFFILIATE

Bridgeport Sound Tigers



Anders Lee

**G.M.:** Garth Snow

**Coach:** Doug Weight

**P.R.:** Kimber Auerbach,  
Jesse Eisenberg, Kelly  
Keogh

**Press Box:** 516-501-6792

### FAST FACTS

**LAST SHARKS WIN:** Nov. 25, 2016 (Islanders 2 @ Sharks 3)  
**LAST ISLANDERS WIN:** Nov. 10, 2015 (Islanders 4 @ Sharks 2)  
**LAST SHARKS SHUTOUT:** Oct. 7, 2006 (Islanders 0 @ Sharks 2) (Evgeni Nabokov)  
**LAST ISLANDERS SHUTOUT:** Feb. 19, 2003 (Islanders 3 @ Sharks 0) (Garth Snow)  
**LAST SHARKS WIN AT HOME:** Nov. 25, 2016 (Islanders 2 @ Sharks 3)  
**LAST ISLANDERS WIN AT HOME:** Oct. 17, 2015 (Sharks 3 @ Islanders 6)  
**LAST SHARKS WIN AT ISLANDERS:** Oct. 18, 2016 (Sharks 3 @ Islanders 2)  
**LAST ISLANDERS WIN AT SHARKS:** Nov. 10, 2015 (Islanders 4 @ Sharks 2)  
**LAST SHARKS OVERTIME WIN AT HOME:** None  
**LAST ISLANDERS OVERTIME WIN AT HOME:** None  
**LAST SHARKS OVERTIME WIN AT ISLANDERS:** Oct. 29, 2011 (Sharks 3 @ Islanders 2 OT)  
**LAST ISLANDERS OVERTIME WIN AT SHARKS:** Jan. 29, 2000 (Islanders 3 @ Sharks 2 OT)  
**LAST SHARKS SHOOTOUT WIN:** Nov. 11, 2010 (Islanders 1 @ Sharks 2 SO)  
**LAST SHARKS SHOOTOUT LOSS:** Oct. 16, 2014 (Sharks 3 @ Islanders 4 SO)  
**MOST GOALS BY SHARKS:** 5, 3 times, MR, Jan. 3, 2009 (Islanders 3 @ Sharks 5)  
**MOST GOALS BY ISLANDERS:** 8, Oct. 29, 1991 (Sharks 4 @ Islanders 8)  
**MOST GOALS BY BOTH TEAMS:** 12, Oct. 29, 1991 (Sharks 4 @ Islanders 8)  
**LAST SHARKS HAT TRICK:** None  
**LAST ISLANDERS HAT TRICK:** Zigmund Palffy, Oct. 16, 1997 (Islanders 5 @ Sharks 2)  
**LAST SHARKS PENALTY SHOT:** Joe Thornton (Unsuccessful: Thomas Greiss), Nov. 25, 2016 (Islanders 2 @ Sharks 3)  
**LAST ISLANDERS PENALTY SHOT:** Mikhail Grabovski (Unsuccessful: Alex Stalock), Oct. 17, 2016 (Sharks 3 @ Islanders 6)

### ALL-TIME SAN JOSE VS. NEW YORK:

| VS NEW YORK        | W  | L  | T | OL |
|--------------------|----|----|---|----|
| SJ ALL-TIME Record | 18 | 13 | 3 | 3  |
| SJ HOME            | 10 | 6  | 1 | 2  |
| SJ ROAD            | 8  | 7  | 2 | 1  |

### 2016-17 RESULTS

| DATE       | SITE | W | L | OT | SJ | OPP |
|------------|------|---|---|----|----|-----|
| 10/18/2016 | A    | 1 | 0 | 0  | 3  | 2   |
| 11/25/2016 | H    | 1 | 0 | 0  | 3  | 2   |

### 2016-17 ISLANDERS LEADERS

|                 |  |
|-----------------|--|
| <b>GOALS</b>    | Anders Lee, 34   |
| <b>ASSISTS</b>  | Josh Bailey, 43  |
| <b>POINTS</b>   | John Tavares, 66   |
| <b>SHOTS</b>    | John Tavares, 260  |
| <b>GAA</b>      | Thomas Greiss, 2.69  |
| <b>WINS</b>     | Thomas Greiss, 26  |
| <b>SHUTOUTS</b> | Thomas Greiss, 3   |
| <b>SAVE %</b>   | Jaroslav Halak, 0.915  |
| <b>RECORD</b>   | 41-29-12, 94 pts.<br>6th/Metropolitan Division<br>9th/Eastern Conference |

### 2017 PLAYOFFS

Did not qualify

### NOTES

- The Sharks are 12-3-1-2 in the last 18 meetings with the Islanders.
- The Sharks have seen 10 different Islanders goaltenders in the last 14 meetings.
- On Oct. 17, 2009, Evgeni Nabokov appeared in his 500<sup>th</sup> career game and earned the win, stopping 31 shots. Ryan Vesce scored his first NHL goal which proved to be the game winner.
- On Mar 14, 2014, the Sharks avoided taking any penalties in a 4-3 win over the Islanders.
- On Oct. 17, 2015, Nikolay Goldobin scored his first NHL goal and Dylan DeMelo made his NHL debut in a 6-3 loss.
- On Oct. 18, 2016, Aaron Dell earned his first NHL win in his first NHL start in a 3-2 game. Joel Ward played in his 600<sup>th</sup> NHL game.
- On Nov. 25, 2016, Patrick Marleau scored with 23 seconds remaining to give the Sharks the 3-2 win. The goal was his 94<sup>th</sup> career game winner, tying him with Steve Yzerman for 9<sup>th</sup> all-time. Meanwhile, Aaron Dell made 26 saves for the win.



# NEW YORK RANGERS

## MADISON SQUARE GARDEN


14<sup>th</sup> Floor, Two  
Pennsylvania Plaza  
New York, N.Y. 10121  
Phone: 212-465-6486  
Fax: 212-465-6494

## PRACTICE FACILITY

MSG Training Center  
711 Old Saw Mill River Rd  
Tarrytown, N.Y. 10591

## AHL AFFILIATE

Hartford Wolf Pack



Jimmy Vesey

**G.M.:** Jeff Gorton  
**Coach:** Alain Vigneault  
**P.R.:** John Rosasco, Ryan Nissan, Lindsay Hayes, Michael Rappaport  
**Press Box:** 212-465-6761

## FAST FACTS

**LAST SHARKS WIN:** Mar. 28, 2017 (Rangers 4 @ Sharks 5 OT)  
**LAST RANGERS WIN:** Oct. 17, 2016 (Sharks 4 @ Rangers 7)  
**LAST SHARKS SHUTOUT:** Mar. 16, 2014 (Sharks 1 @ Rangers 0) (Antti Niemi)  
**LAST RANGERS SHUTOUT:** Oct. 19, 2015 (Sharks 0 @ Rangers 4) (Antti Raanta)  
**LAST SHARKS WIN AT HOME:** Mar. 28, 2017 (Rangers 4 @ Sharks 5 OT)  
**LAST RANGERS WIN AT HOME:** Oct. 17, 2016 (Sharks 4 @ Rangers 7)  
**LAST SHARKS WIN AT RANGERS:** Mar. 16, 2014 (Sharks 1 @ Rangers 0)  
**LAST RANGERS WIN AT SHARKS:** Jan. 10, 2015 (Rangers 1 @ Sharks 3)  
**LAST SHARKS OVERTIME WIN AT HOME:** Mar. 28, 2017 (Rangers 4 @ Sharks 5 OT)  
**LAST RANGERS OVERTIME WIN AT HOME:** Dec. 16, 2002 (Sharks 1 @ Rangers 2 OT)  
**LAST SHARKS OVERTIME WIN AT RANGERS:** None  
**LAST RANGERS OVERTIME WIN AT SHARKS:** None  
**LAST SHARKS SHOOTOUT WIN:** None  
**LAST SHARKS SHOOTOUT LOSS:** Mar. 12, 2011 (Rangers 3 @ Sharks 2 SO)  
**MOST GOALS BY SHARKS:** 9, Oct. 8, 2013 (Rangers 2 @ Sharks 9)  
**MOST GOALS BY RANGERS:** 8, 2 times, MR, Jan. 25, 1994 (Rangers 8 @ Sharks 3)  
**MOST GOALS BY BOTH TEAMS:** 11, 4 times, MR, Oct. 17, 2016 (Sharks 4 @ Rangers 7)  
**LAST SHARKS HAT TRICK:** Tomas Hertl, Oct. 8, 2013 (Rangers 2 @ Sharks 9)  
**LAST RANGERS HAT TRICK:** None  
**LAST SHARKS PENALTY SHOT:** Patrick Marleau (Successful: Dan Blackburn), Nov. 11, 2002 (Rangers 5 @ Sharks 4)  
**LAST RANGERS PENALTY SHOT:** None

## ALL-TIME SAN JOSE VS. NEW YORK:

| VS NEW YORK        | W  | L  | T | OL |
|--------------------|----|----|---|----|
| SJ ALL-TIME Record | 10 | 22 | 3 | 2  |
| SJ HOME            | 6  | 11 | 2 | 1  |
| SJ ROAD            | 4  | 11 | 1 | 1  |

## 2016-17 RESULTS

| DATE       | SITE | W | L | OT | SJ | OPP |
|------------|------|---|---|----|----|-----|
| 10/17/2016 | A    | 0 | 1 | 0  | 4  | 7   |
| 3/28/2017  | H    | 1 | 0 | 0  | 5  | 4   |

## 2016-17 RANGERS LEADERS

|                 |  |
|-----------------|--|
| <b>GOALS</b>    | Chris Kreider, 28  |
| <b>ASSISTS</b>  | Mats Zuccarello, 44  |
| <b>POINTS</b>   | Mats Zuccarello, 59  |
| <b>SHOTS</b>    | Derek Stepan, 209  |
| <b>GAA</b>      | Antti Raanta, 2.26   |
| <b>WINS</b>     | Henrik Lundqvist, 31   |
| <b>SHUTOUTS</b> | Antti Raanta, 4  |
| <b>SAVE %</b>   | Antti Raanta, 0.922  |
| <b>RECORD</b>   | 48-28-6, 102 pts.<br>4th/Metropolitan Division<br>5th/Eastern Conference |

## 2017 PLAYOFFS

**EASTERN FIRST ROUND:** Defeated Montreal, 4-2  
**EASTERN SECOND ROUND:** Lost to Ottawa, 4-2

## NOTES

- On Feb. 17, 2008, Joe Thornton recorded his 500<sup>th</sup> assist of his career.
- On Nov. 11, 2002, Patrick Marleau scored on his first career penalty shot attempt in a 5-4 loss at San Jose against goaltender Dan Blackburn.
- On Oct. 8, 2013, buoyed by a four-goal performance by rookie forward Tomas Hertl, the Sharks routed New York 9-2 to break the nine-goal barrier for only the sixth time in franchise history. Hertl's four goals led him to become the fourth-youngest player in NHL history to score four or more goals and tied the franchise record of most goals in a single game (Owen Nolan, 12/19/95 @ Anaheim). Along with Hertl's performance, Sharks forward Matt Nieto registered his first NHL point and goal, finishing with three points (1-2=3) and Jason Demers set a career high in points and assists (0-3=3).
- On Jan. 10, 2015, Melker Karlsson tied the Sharks franchise record for consecutive games goal-scoring streak for rookies set by Jeff Friesen during the 1994-95 season with 5 goals in as many games played.
- On Mar. 20, 2016, The Sharks bombarded Henrik Lundqvist with a season-high 52 shots and Tomas Hertl set a career-high with three assists as San Jose routed New York 4-1.
- On Mar. 28, 2017, Brent Burns scored the game-winning goal in overtime as the Sharks defeated the Ranger 5-4. The goal was the 28<sup>th</sup> of the season, setting the season record for goals by a Sharks defenseman. Chris Tierney had 2 goals, including the game-tying goal with Jannik Hansen scored his first goal as a member of the Sharks.





# OTTAWA SENATORS

## CANADIAN TIRE CENTRE

1000 Palladium Drive  
Ottawa, Ontario K2V 1A5  
Phone: 613-599-0250  
Fax: 613-599-5562

## PRACTICE FACILITY

Bell Sensplex  
1565 Maple Grove Rd  
Ottawa, ON K2V 1A3  
Phone: 613-599-0363

## AHL AFFILIATE

Belleville Senators



**Derick Brassard**

**G.M.:** Pierre Dorion

**Coach:** Guy Boucher

**P.R.:** Brian Morris, Chris Moore

**Press Box:** 613-599-0436

## FAST FACTS

LAST SHARKS WIN: Dec. 14, 2016 (Sharks 4 @ Ottawa 3 SO)  
LAST OTTAWA WIN: Dec. 7, 2016 (Ottawa 4 @ Sharks 2)  
LAST SHARKS SHUTOUT: Dec. 2, 2010 (Sharks 4 @ Ottawa 0) (Antti Niemi)  
LAST OTTAWA SHUTOUT: Oct. 7, 1997 (Ottawa 1 @ Sharks 0) (Damien Rhodes)  
LAST SHARKS WIN AT HOME: Oct. 12, 2013 (Ottawa 2 @ Sharks 3)  
LAST OTTAWA WIN AT HOME: Dec. 18, 2015 (Sharks 2 @ Ottawa 4)  
LAST SHARKS WIN AT OTTAWA: Dec. 14, 2016 (Sharks 4 @ Ottawa 3 SO)  
LAST OTTAWA WIN AT SHARKS: Dec. 7, 2016 (Ottawa 4 @ Sharks 2)  
LAST SHARKS OVERTIME WIN AT HOME: Mar. 5, 2008 (Ottawa 2 @ Sharks 3 OT)  
LAST OTTAWA OVERTIME WIN AT HOME: None  
LAST SHARKS OVERTIME WIN AT OTTAWA: None  
LAST OTTAWA OVERTIME WIN AT SHARKS: None  
LAST SHARKS SHOOTOUT WIN: Dec. 14, 2016 (Sharks 4 @ Ottawa 3 SO)  
LAST SHARKS SHOOTOUT LOSS: Jan. 18, 2016 (Ottawa 4 @ Sharks 3 SO)  
MOST GOALS BY SHARKS: 5, 3 times, MR, Oct. 27, 2013 (Sharks 5 @ Ottawa 2)  
MOST GOALS BY OTTAWA: 9, Dec. 19, 2002 (Sharks 3 @ Ottawa 9)  
MOST GOALS BY BOTH TEAMS: 12, 2 times, MR, Dec. 19, 2002 (Sharks 3 @ Ottawa 9)  
LAST SHARKS HAT TRICK: None  
LAST OTTAWA HAT TRICK: Daniel Alfredsson, Mar. 1, 2001 (Sharks 4 @ Ottawa 8)  
LAST SHARKS PENALTY SHOT: None  
LAST OTTAWA PENALTY SHOT: Zack Smith (Successful: Alex Stalock), Jan. 18, 2016 (Ottawa 4 @ Sharks 3 SO)

## ALL-TIME SAN JOSE VS. OTTAWA:

| VS OTTAWA          | W  | L  | T | OL |
|--------------------|----|----|---|----|
| SJ ALL-TIME Record | 14 | 13 | 4 | 1  |
| SJ HOME            | 8  | 7  | 0 | 1  |
| SJ ROAD            | 6  | 6  | 4 | 0  |

## 2016-17 RESULTS

| DATE       | SITE | W | L | OT | SJ | OPP |
|------------|------|---|---|----|----|-----|
| 12/7/2016  | H    | 0 | 1 | 0  | 2  | 4   |
| 12/14/2016 | A    | 1 | 0 | 0  | 4  | 3   |

## 2016-17 SENATORS LEADERS

|                 |  |
|-----------------|--|
| <b>GOALS</b>    | Kyle Turris, 27  |
| <b>ASSISTS</b>  | Erik Karlsson, 54  |
| <b>POINTS</b>   | Erik Karlsson, 71  |
| <b>SHOTS</b>    | Mike Hoffman, 224  |
| <b>GAA</b>      | Craig Anderson, 2.28   |
| <b>WINS</b>     | Craig Anderson, 25   |
| <b>SHUTOUTS</b> | Craig Anderson & Mike Condon, 5                                      |
| <b>SAVE %</b>   | Craig Anderson, 0.926  |
| <b>RECORD</b>   | 44-28-10, 98 pts.<br>2nd/Atlantic Division<br>6th/Eastern Conference |

## 2017 PLAYOFFS

**EASTERN FIRST ROUND:** Defeated Boston, 4-2  
**EASTERN SECOND ROUND:** Defeated NY Rangers, 4-2  
**EASTERN FINAL:** Lost to Pittsburgh, 4-3

## NOTES

- On Dec. 19, 2002, Mike Ricci played in his 900th career NHL game.
- On Dec. 1, 2009, Patrick Marleau played in his 900th career game and scored two goals, including the game-winner, in a 5-2 win.
- On Dec. 2, 2010, Justin Braun scored his first NHL goal.
- On Oct. 12, 2013, Tomas Hertl became the first player to seven goals in his first five NHL games since the Edmonton Oilers' Blair McDonald did it in 1979-80.
- On Oct. 27, 2013, goaltender Alex Stalock made 38 saves and earned the victory in his first career NHL start.
- On Jan. 18, 2016, Joe Thornton passed Stan Mikita for 17th place on the all-time NHL assist list but the Sharks dropped a 4-3 decision to the Senators in the first game ever decided in a shootout between the two teams.



# PHILADELPHIA FLYERS

## WELLS FARGO CENTER

3601 S. Broad St.  
Philadelphia, PA 19148  
Phone: 215-465-4500  
Fax: 215-218-7837

## PRACTICE FACILITY

The Virtua Center  
Flyers Skate Zone  
601 Laurel Oak Rd  
Voorhees, N.J. 08043  
Phone: 856-309-4444

## AHL AFFILIATE

Lehigh Valley Phantoms



Wayne Simmonds

**President:** Paul Holmgren  
**G.M.:** Ron Hextall  
**Coach:** Dave Hakstol  
**P.R.:** Zack Hill, Joe Saville,  
Brian Smith  
**Press Box:** 215-336-3600  
x 2115

## FAST FACTS

**LAST SHARKS WIN:** Dec. 30, 2016 (Philadelphia 0 @ Sharks 2)  
**LAST PHILADELPHIA WIN:** Feb. 11, 2017 (Sharks 1 @ Philadelphia 2 OT)  
**LAST SHARKS SHUTOUT:** Dec. 30, 2016 (Philadelphia 0 @ Sharks 2) (Aaron Dell)  
**LAST PHILADELPHIA SHUTOUT:** Oct. 16, 2003 (Philadelphia 0 @ Sharks 0) (Jeff Hackett)  
**LAST SHARKS WIN AT HOME:** Dec. 30, 2016 (Philadelphia 0 @ Sharks 2)  
**LAST PHILADELPHIA WIN AT HOME:** Feb. 11, 2017 (Sharks 1 @ Philadelphia 2 OT)  
**LAST SHARKS WIN AT PHILADELPHIA:** Nov. 19, 2015 (Sharks 1 @ Philadelphia 0 OT)  
**LAST PHILADELPHIA WIN AT SHARKS:** Feb. 3, 2014 (Philadelphia 5 @ Sharks 2)  
**LAST SHARKS OVERTIME WIN AT HOME:** Oct. 18, 2008 (Philadelphia 4 @ Sharks 5 OT)  
**LAST PHILADELPHIA OVERTIME WIN AT HOME:** Feb. 11, 2017 (Sharks 1 @ Philadelphia 2 OT)  
**LAST SHARKS OVERTIME WIN AT PHILADELPHIA:** Nov. 19, 2015 (Sharks 1 @ Philadelphia 0 OT)  
**LAST PHILADELPHIA OVERTIME WIN AT SHARKS:** Oct. 13, 1997 (Philadelphia 3 @ Sharks 2 OT)  
**LAST SHARKS SHOOTOUT WIN:** Mar. 28, 2015 (Sharks 3 @ Philadelphia 2 SO)  
**LAST SHARKS SHOOTOUT LOSS:** None  
**MOST GOALS BY SHARKS:** 7, 2 times, MR, Feb. 27, 2014 (Sharks 7 @ Philadelphia 3)  
**MOST GOALS BY PHILADELPHIA:** 8, Mar. 17, 1996 (Sharks 2 @ Philadelphia 8)  
**MOST GOALS BY BOTH TEAMS:** 13, Oct. 22, 2008 (Sharks 7 @ Philadelphia 6 SO)  
**LAST SHARKS HAT TRICK:** Joe Pavelski, Feb. 27, 2014 (Sharks 7 @ Philadelphia 3)  
**LAST PHILADELPHIA HAT TRICK:** John LeClair, Mar. 17, 1996 (Sharks 2 @ Philadelphia 8)  
**LAST SHARKS PENALTY SHOT:** None  
**LAST PHILADELPHIA PENALTY SHOT:** None

## ALL-TIME SAN JOSE VS. PHILADELPHIA:

| VS PHILADELPHIA    | W  | L  | T | OL |
|--------------------|----|----|---|----|
| SJ ALL-TIME Record | 20 | 14 | 4 | 1  |
| SJ HOME            | 10 | 8  | 2 | 0  |
| SJ ROAD            | 10 | 6  | 2 | 1  |

## 2016-17 RESULTS

| DATE       | SITE | W | L | OT | SJ | OPP |
|------------|------|---|---|----|----|-----|
| 12/30/2016 | H    | 1 | 0 | 0  | 2  | 0   |
| 2/11/2017  | A    | 0 | 0 | 1  | 1  | 2   |

## 2016-17 FLYERS LEADERS

**GOALS** Wayne Simmonds, 31  
**ASSISTS** Claude Giroux, 44  
**POINTS** Jakub Voracek, 61  
**SHOTS** Jakub Voracek, 253  
**GAA** Steve Mason, 2.66  
**WINS** Steve Mason, 26  
**SHUTOUTS** Steve Mason, 3  
**SAVE %** Steve Mason, 0.908  
**RECORD** 39-33-10, 88 pts.  
6th/Metropolitan Division  
11th/Eastern Conference

## 2017 PLAYOFFS

Did not qualify

## NOTES

- On Oct. 22, 2008, the Sharks scored a franchise record four goals in the first period at Philadelphia.
- On Feb. 3, 2014, Matt Nieto had his first career two-goal game, scoring twice in the first period, but San Jose surrendered four goals in the third and final frame in a 5-2 loss to the Flyers.
- On Feb. 27, 2014, Joe Pavelski recorded his second hat trick of the season, the second of his career, while Logan Couture and Raffi Torres each tallied two goals in their return to the lineup from injury in a 7-3 Sharks win.
- On Nov. 19, 2015, Melker Karlsson scored the game-winning goal in overtime, Martin Jones made 34 saves and San Jose won their eighth straight game on Philadelphia ice in a 1-0 shutout of the Flyers.
- On Dec. 30, 2016, Aaron Dell recorded his first NHL shutout with 21 saves in a 2-0 win. Patrick Marleau scored the game-winning goal, the 95<sup>th</sup> of his career, passing Steve Yzerman for sole possession of 11<sup>th</sup> place all-time. The goal was also his 491<sup>st</sup> NHL goal, tying him with Jean Ratelle for 46<sup>th</sup> all-time.




## PITTSBURGH PENGUINS

**PPG Paints Arena**  
1001 Fifth Ave.  
Pittsburgh, PA 15219  
Phone: 412-642-1300

**PRACTICE FACILITY**  
UPMC Lemieux Sports  
Complex  
8000 Cranberry Springs Dr.  
Cranberry Township, PA  
16066  
Phone: 724-900-2799

**AHL AFFILIATE**  
Wilkes-Barre/Scranton  
Penguins



**Matt Murray**

**G.M.:** Jim Rutherford  
**Coach:** Mike Sullivan  
**P.R.:** Jennifer Bullano,  
Jason Seidling

### FAST FACTS

**LAST SHARKS WIN:** Nov. 21, 2015 (Sharks 3 @ Pittsburgh 1)  
**LAST PITTSBURGH WIN:** Nov. 5, 2016 (Pittsburgh 5 @ Sharks 0)  
**LAST SHARKS SHUTOUT:** Nov. 7, 2009 (Pittsburgh 0 @ Sharks 5) (Evgeni Nabokov)  
**LAST PITTSBURGH SHUTOUT:** Nov. 5, 2016 (Pittsburgh 5 @ Sharks 0) (Matthew Murray)  
**LAST SHARKS WIN AT HOME:** Mar. 9, 2015 (Pittsburgh 1 @ Sharks 2 SO)  
**LAST PITTSBURGH WIN AT HOME:** Oct. 20, 2016 (Sharks 2 @ Pittsburgh 3)  
**LAST SHARKS WIN AT PITTSBURGH:** Nov. 21, 2015 (Sharks 3 @ Pittsburgh 1)  
**LAST PITTSBURGH WIN AT SHARKS:** Nov. 5, 2016 (Pittsburgh 5 @ Sharks 0)  
**LAST SHARKS OVERTIME WIN AT HOME:** None  
**LAST PITTSBURGH OVERTIME WIN AT HOME:** None  
**LAST SHARKS OVERTIME WIN AT PITTSBURGH:** Feb. 23, 2011 (Sharks 3 @ Pittsburgh 2 OT)  
**LAST PITTSBURGH OVERTIME WIN AT SHARKS:** None  
**LAST SHARKS SHOOTOUT WIN:** Mar. 9, 2015 (Pittsburgh 1 @ Sharks 2 SO)  
**LAST SHARKS SHOOTOUT LOSS:** Mar. 29, 2015 (Sharks 2 @ Pittsburgh 3 SO)  
**MOST GOALS BY SHARKS:** 10, Jan. 13, 1996 (Sharks 10 @ Pittsburgh 8)  
**MOST GOALS BY PITTSBURGH:** 10, Dec. 17, 1991 (Sharks 2 @ Pittsburgh 10)  
**MOST GOALS BY BOTH TEAMS:** 18, Jan. 13, 1996 (Sharks 10 @ Pittsburgh 8)  
**LAST SHARKS HAT TRICK:** Ray Sheppard, Jan. 13, 1996 (Sharks 10 @ Pittsburgh 8)  
**LAST PITTSBURGH HAT TRICK:** Ron Francis, Nov. 10, 1995 (Pittsburgh 9 @ Sharks 1)  
**LAST SHARKS PENALTY SHOT:** None  
**LAST PITTSBURGH PENALTY SHOT:** Martin Straka (Unsuccessful: Evgeni Nabokov), Nov. 1, 2000 (Pittsburgh 2 @ Sharks 3)

### ALL-TIME SAN JOSE VS. PITTSBURGH:

| VS PITTSBURGH      | W  | L  | T | OL |
|--------------------|----|----|---|----|
| SJ ALL-TIME Record | 18 | 14 | 3 | 2  |
| SJ HOME            | 11 | 8  | 2 | 0  |
| SJ ROAD            | 7  | 6  | 1 | 22 |

### 2016-17 RESULTS

| DATE       | SITE | W | L | OT | SJ | OPP |
|------------|------|---|---|----|----|-----|
| 10/20/2016 | A    | 0 | 1 | 0  | 2  | 3   |
| 11/5/2016  | H    | 0 | 1 | 0  | 0  | 5   |

### 2016-17 PENGUINS LEADERS

|                 |   |
|-----------------|---|
| <b>GOALS</b>    | Sidney Crosby, 44   |
| <b>ASSISTS</b>  | Phil Kessel, 47   |
| <b>POINTS</b>   | Sidney Crosby, 89   |
| <b>SHOTS</b>    | Sidney Crosby, 255  |
| <b>GAA</b>      | Matt Murray, 2.41   |
| <b>WINS</b>     | Matt Murray, 32   |
| <b>SHUTOUTS</b> | Matt Murray, 4  |
| <b>SAVE %</b>   | Matt Murray, 0.923  |
| <b>RECORD</b>   | 50-21-11, 111 pts.<br>2nd/Metropolitan Division<br>2nd/Eastern Conference |

### 2017 PLAYOFFS

**EASTERN FIRST ROUND:** Defeated Columbus, 4-1  
**EASTERN SECOND ROUND:** Defeated Washington, 4-3  
**EASTERN FINAL:** Defeated Ottawa, 4-3  
**STANLEY CUP FINAL:** Defeated Nashville, 4-2

### NOTES

- On Jan. 13, 1996, the Sharks netted a franchise-record 10 goals in a game (tied on 3/30/02 vs. Columbus at home) in a 10-8 win.
- On Nov. 23, 2002, marked the first time the Sharks went without a power play the entire game against Pittsburgh home or away.
- On Feb. 27, 2004, Vincent Damphousse played in his 229th consecutive game, breaking the franchise record (228) previously held by Mike Ricci.
- On Mar. 6, 2014, the Sharks rallied from behind twice (2-0 and 3-2) to beat the Penguins 5-3. Brent Burns matched his career-high of 17 goals set in 2010-11, and Patrick Marleau moved into a tie with Alexei Kovalev for 68th place on the all-time NHL goal scoring list.
- On Nov. 21, 2015, Patrick Marleau became the 83rd player in NHL history to record 1,000 points and Martin Jones made 38 saves in a 3-1 win over the Penguins.
- On Oct 20, 2016, Patrick Marleau scored his 483rd career goal to enter the top 50 all-time in a 3-2 loss



# ST. LOUIS BLUES

## SCOTTRADE CENTER

1401 Clark Ave  
St. Louis, MO 63103  
Phone: 314-622-2500  
Fax: 314-622-2582

## PRACTICE FACILITY

St. Louis Mills Ice Zone  
5555 St. Louis Mills Road  
Hazelwood, MO 63042

## AHL AFFILIATE

Chicago Wolves



Alex Pietrangelo

**G.M.:** Doug Armstrong

**Coach:** Mike Yeo

**P.R.:** Mike Caruso, Rich Jankowski, Dan O'Neill

## FAST FACTS

**LAST SHARKS WIN:** Feb. 22, 2016 (Sharks 6 @ St. Louis 3)  
**LAST ST. LOUIS WIN:** Mar. 16, 2017 (St. Louis 4 @ Sharks 1)  
**LAST SHARKS SHUTOUT:** Mar. 1, 2008 (Sharks 2 @ St. Louis 0) (Brian Boucher)  
**LAST ST. LOUIS SHUTOUT:** Jan. 14, 2017 (St. Louis 4 @ Sharks 0) (Carter Hutton)  
**LAST SHARKS WIN AT HOME:** Dec. 20, 2014 (St. Louis 2 @ Sharks 3 OT)  
**LAST ST. LOUIS WIN AT HOME:** Nov. 17, 2016 (Sharks 2 @ St. Louis 3)  
**LAST SHARKS WIN AT ST. LOUIS:** Feb. 22, 2016 (Sharks 6 @ St. Louis 3)  
**LAST ST. LOUIS WIN AT SHARKS:** Mar. 16, 2017 (St. Louis 4 @ Sharks 1)  
**LAST SHARKS OVERTIME WIN AT HOME:** Dec. 20, 2014 (St. Louis 2 @ Sharks 3 OT)  
**LAST ST. LOUIS OVERTIME WIN AT HOME:** Dec. 30, 1999 (Sharks 1 @ St. Louis 2 OT)  
**LAST SHARKS OVERTIME WIN AT ST. LOUIS:** None  
**LAST ST. LOUIS OVERTIME WIN AT SHARKS:** Mar. 9, 2013 (St. Louis 4 @ Sharks 3 OT)  
**LAST SHARKS SHOOTOUT WIN:** Nov. 6, 2008 (St. Louis 4 @ Sharks 5 SO)  
**LAST SHARKS SHOOTOUT LOSS:** Dec. 3, 2009 (St. Louis 3 @ Sharks 2 SO)  
**MOST GOALS BY SHARKS:** 7, 2 times, MR, Oct. 8, 2005 (Sharks 7 @ St. Louis 6)  
**MOST GOALS BY ST. LOUIS:** 7, 3 times, MR, Jan. 8, 2015 (Sharks 2 @ St. Louis 7)  
**MOST GOALS BY BOTH TEAMS:** 13, Oct. 8, 2005 (Sharks 7 @ St. Louis 6)  
**LAST SHARKS HAT TRICK:** Brent Burns, Nov. 29, 2013 (St. Louis 3 @ Sharks 6)  
**LAST ST. LOUIS HAT TRICK:** T.J. Oshie, Jan. 3, 2015 (St. Louis 7 @ Sharks 2)  
**LAST SHARKS PENALTY SHOT:** Patrick Marleau (Successful: Hannu Toivonen), Mar. 14, 2008 (St. Louis 1 @ Sharks 4)  
**LAST ST. LOUIS PENALTY SHOT:** David Backes (Successful: Antero Niittymäki), Dec. 18, 2010 (Sharks 4 @ St. Louis 1)

## ALL-TIME SAN JOSE VS. ST. LOUIS:

| VS ST. LOUIS       | W  | L  | T | OL |
|--------------------|----|----|---|----|
| SJ ALL-TIME Record | 38 | 49 | 2 | 6  |
| SJ HOME            | 15 | 25 | 1 | 4  |
| SJ ROAD            | 23 | 24 | 1 | 2  |

## 2016-17 RESULTS

| DATE       | SITE | W | L | OT | SJ | OPP |
|------------|------|---|---|----|----|-----|
| 11/17/2016 | A    | 0 | 1 | 0  | 2  | 3   |
| 1/14/2017  | H    | 0 | 1 | 0  | 0  | 4   |
| 3/16/2017  | H    | 0 | 1 | 0  | 1  | 4   |

## 2016-17 BLUES LEADERS

### GOALS

Vladimir Tarasenko, 39

### ASSISTS

Jaden Schwartz & Vladimir Tarasenko, 36

### POINTS

Vladimir Tarasenko, 75

### SHOTS

Vladimir Tarasenko, 286

### GAA

Carter Hutton, 2.39

### WINS

Jake Allen, 33

### SHUTOUTS

Jake Allen & Carter Hutton, 4

### SAVE %

Jake Allen, 0.915

### RECORD

46-29-7, 99 pts.  
3rd/Central Division  
5th/Western Conference

## 2017 PLAYOFFS

**WESTERN FIRST ROUND:** Defeated Minnesota, 4-3

**WESTERN SECOND ROUND:** Lost to Nashville, 4-2

## NOTES

- Brent Burns is the only Sharks player to post a hat trick against the Blues.
- On Nov. 4, 1995, San Jose scored five goals in 13 minutes and 13 seconds setting a franchise record for fastest five goals scored in a game.
- On Feb. 29, 2004, Evgeni Nabokov recorded his eighth shutout of the season, setting a new single-season career and franchise record, also marking his NHL milestone 25<sup>th</sup> career shutout.
- On Mar. 14, 2008, The Sharks completed the season series sweep over the Blues with a 4-1 victory and set a franchise record for consecutive wins with their 11<sup>th</sup> in a row.
- On Oct. 15, 2013, in an early season game between two undefeated teams, San Jose scored the first five goals to coast to a 6-2 victory. The Sharks 6-0-0 start, combined with their 7-0-0 start last season, made them the first NHL team to win their first six games in consecutive seasons.
- On Dec. 20, 2014, a tightly contested match-up saw Marc-Edouard Vlasic score the game-tying goal with 21 seconds left in regulation, with the assist coming from Joe Thornton who tied Phil Esposito on the NHL's all-time assist list with 873 in his career. Brent Burns scored the game-winning goal on the power play in overtime.
- On Feb. 22, 2016, three different players recorded two goals in a game (Tomas Hertl, Logan Couture and Joe Thornton) for the fourth time in franchise history, as the Sharks doubled up the Blues 6-3 in St. Louis.

TAMPA BAY  
LIGHTNING

## AMALIE ARENA

401 Channelside Drive  
Tampa, FL 33602  
Phone: 813-301-6500  
Fax: 813-301-1487

## PRACTICE FACILITY

Ice Sports Forum  
10222 Elizabeth Place  
Brandon, FL 33619  
Phone: 813-684-7825  
Fax: 813-655-0642

## AHL AFFILIATE

Syracuse Crunch



Steven Stamkos

**G.M.:** Steve Yzerman

**Coach:** Jon Cooper

**P.R.:** Bill Wickett, Brian  
Breseman, Trevor van  
Knotsenburg, Bryan  
Burns

**Press Box:** 813-301-6873,  
6874

## FAST FACTS

LAST SHARKS WIN: Jan. 19, 2017 (Tampa Bay 1 @ Sharks 2)  
LAST TAMPA BAY WIN: Dec. 5, 2015 (Tampa Bay 4 @ Sharks 3)  
LAST SHARKS SHUTOUT: Oct. 25, 2008 (Sharks 3 @ Tampa Bay 0) (Brian Boucher)  
LAST TAMPA BAY SHUTOUT: None  
LAST SHARKS WIN AT HOME: Jan. 19, 2017 (Tampa Bay 1 @ Sharks 2)  
LAST TAMPA BAY WIN AT HOME: Feb. 16, 2012 (Sharks 5 @ Tampa Bay 6 OT)  
LAST SHARKS WIN AT TAMPA BAY: Nov. 12, 2016 (Sharks 3 @ Tampa Bay 1)  
LAST TAMPA BAY WIN AT SHARKS: Dec. 5, 2015 (Tampa Bay 4 @ Sharks 3)  
LAST SHARKS OVERTIME WIN AT HOME: Feb. 16, 2012 (Sharks 5 @ Tampa Bay 6 OT)  
LAST SHARKS OVERTIME WIN AT TAMPA BAY: None  
LAST TAMPA BAY OVERTIME WIN AT SHARKS: Dec. 16, 1992 (Tampa Bay 5 @ Sharks 4 OT)  
LAST SHARKS SHOOTOUT WIN: None  
LAST SHARKS SHOOTOUT LOSS: None  
MOST GOALS BY SHARKS: 8, Feb. 8, 2000 (Sharks 8 @ Tampa Bay 0)  
MOST GOALS BY TAMPA BAY: 7, Mar. 1, 1996 (Tampa Bay 7 @ Sharks 3)  
MOST GOALS BY BOTH TEAMS: 11, Feb. 16, 2012 (Sharks 5 @ Tampa Bay 6 OT)  
LAST SHARKS HAT TRICK: Joe Pavelski, Jan. 18, 2014 (Sharks 5 @ Tampa Bay 4)  
LAST TAMPA BAY HAT TRICK: Martin St. Louis, Jan. 18, 2014 (Sharks 5 @ Tampa Bay 4)  
LAST SHARKS PENALTY SHOT: Joonas Donskoi (Unsuccessful: Ben Bishop), Nov. 12, 2016 (Sharks 3 @ Tampa Bay 1)  
LAST TAMPA BAY PENALTY SHOT: Martin St. Louis (Unsuccessful: Evgeni Nabokov), Mar. 24, 2003 (Tampa Bay 4 @ Sharks 1)

## ALL-TIME SAN JOSE VS. TAMPA BAY:

| VS TAMPA BAY       | W  | L  | T | OL |
|--------------------|----|----|---|----|
| SJ ALL-TIME Record | 19 | 15 | 2 | 2  |
| SJ HOME            | 9  | 8  | 1 | 0  |
| SJ ROAD            | 10 | 7  | 1 | 2  |

## 2016-17 RESULTS

| DATE       | SITE | W | L | OT | SJ | OPP |
|------------|------|---|---|----|----|-----|
| 11/12/2016 | A    | 1 | 0 | 0  | 3  | 1   |
| 1/19/2017  | H    | 1 | 0 | 0  | 2  | 1   |

## 2016-17 LIGHTNING LEADERS

|                 |   |
|-----------------|---|
| <b>GOALS</b>    | Nikita Kucherov, 40   |
| <b>ASSISTS</b>  | Victor Hedman, 56   |
| <b>POINTS</b>   | Nikita Kucherov, 85   |
| <b>SHOTS</b>    | Nikita Kucherov, 246  |
| <b>GAA</b>      | Ben Bishop, 2.55  |
| <b>WINS</b>     | Andrei Vasilevskiy, 23  |
| <b>SHUTOUTS</b> | Andrei Vasilevskiy, 2   |
| <b>SAVE %</b>   | Andrei Vasilevskiy, 0.917   |
| <b>RECORD</b>   | 42-30-10, 94 pts.<br>5th/Atlantic Division<br>10th/Eastern Conference |

## 2017 PLAYOFFS

Did not qualify

## NOTES

- On Dec. 21, 2011, with a 7-2 thrashing of Tampa Bay, San Jose set a new season-high for goals in a game and a franchise record for five fastest goals from the start of a game (14:47), breaking the old mark of 18:50 set in Chicago on Oct. 27, 1996.
- On Nov. 21, 2013, the Sharks exploded for five goals to defeat Tampa Bay 5-1. Antti Niemi made 36 stops, Tommy Wingels had a multi-goal game (the first of his career), Logan Couture set a career-high for assists in a game (3), and Patrick Marleau had a three point night (1-2-3) in the victory.
- On Jan. 18, 2014, Joe Pavelski scored his first career hat trick, a natural hat trick in the second period, as the Sharks overcame a four-goal performance from Martin St. Louis to sweep the season series vs. Tampa Bay. Brent Burns played in his 600th career NHL game.
- On Feb. 15, 2015, Brent Burns and Logan Couture each scored for the Sharks, with Couture moving past Ryane Clowe for 9<sup>th</sup> place on San Jose's all-time points list and Joe Thornton moving into a tie with Dale Hawerchuk for 20<sup>th</sup> place on the NHL's all-time assist list.
- On Feb. 16, 2016, Matt Nieto scored the game-winner and Marc-Edouard Vlasic tied the longest point streak for a defenseman in franchise history (eight games) with an assist as the Sharks doubled up the Lightning 4-2 in Tampa.



# TORONTO MAPLE LEAFS

**AIR CANADA CENTRE**  
40 Bay St., Suite 500  
Toronto, ON M5J 2X2  
Phone: 416-815-5700  
Fax: 416-359-9331

**PRACTICE FACILITY**  
MasterCard Centre for  
Hockey Excellence  
400 Kipling Ave.  
Etobicoke, ON M8V 3L1  
Phone: 416-815-6070

**AHL AFFILIATE**  
Toronto Marlies



**Nazem Kadri**

**G.M.:** Lou Lamoriello  
**Coach:** Mike Babcock  
**P.R.:** Steve Keogh, Scott  
McNaughton, Chris Lund,  
Colin McBride  
**Press Box:** 416-815-5702

## FAST FACTS

**LAST SHARKS WIN:** Feb. 28, 2017 (Toronto 1 @ Sharks 3)  
**LAST TORONTO WIN:** Jan. 11, 2011 (Toronto 4 @ Sharks 2)  
**LAST SHARKS SHUTOUT:** Jan. 9, 2016 (Toronto 0 @ Sharks 7) (Martin Jones)  
**LAST TORONTO SHUTOUT:** Nov. 4, 1997 (Toronto 0 @ Sharks 0) (Glenn Healy and Marcel Cousineau)  
**LAST SHARKS WIN AT HOME:** Feb. 28, 2017 (Toronto 1 @ Sharks 3)  
**LAST TORONTO WIN AT HOME:** Jan. 29, 2002 (Sharks 3 @ Toronto 4)  
**LAST SHARKS WIN AT TORONTO:** Dec. 13, 2016 (Sharks 3 @ Toronto 2 SO)  
**LAST TORONTO WIN AT SHARKS:** Jan. 11, 2011 (Toronto 4 @ Sharks 2)  
**LAST SHARKS OVERTIME WIN AT HOME:** None  
**LAST TORONTO OVERTIME WIN AT HOME:** None  
**LAST SHARKS OVERTIME WIN AT TORONTO:** Dec. 18, 2015 (Sharks 5 @ Toronto 4 OT)  
**LAST TORONTO OVERTIME WIN AT SHARKS:** None  
**LAST SHARKS SHOOTOUT WIN:** Dec. 13, 2016 (Sharks 3 @ Toronto 2 SO)  
**LAST SHARKS SHOOTOUT LOSS:** None  
**MOST GOALS BY SHARKS:** 8, Mar. 24, 1999 (Sharks 8 @ Toronto 5)  
**MOST GOALS BY TORONTO:** 7, 2 times, MR, Oct. 17, 1995 (Sharks 2 @ Toronto 7)  
**MOST GOALS BY BOTH TEAMS:** 13, Mar. 24, 1999 (Sharks 8 @ Toronto 5)  
**LAST SHARKS HAT TRICK:** None  
**LAST TORONTO HAT TRICK:** None  
**LAST SHARKS PENALTY SHOT:** Chris Tierney (Unsuccessful: Jonathan Bernier), Dec. 17, 2015 (Sharks 5 @ Toronto 4 OT)  
**LAST TORONTO PENALTY SHOT:** Mats Sundin (Successful: Arturs Irbe), Mar. 15, 1995 (Toronto 2 @ Sharks 1)

## ALL-TIME SAN JOSE VS. TORONTO:

| VS TORONTO         | W  | L  | T | OL |
|--------------------|----|----|---|----|
| SJ ALL-TIME Record | 22 | 20 | 5 | 0  |
| SJ HOME            | 11 | 8  | 3 | 0  |
| SJ ROAD            | 11 | 12 | 2 | 0  |

## 2016-17 RESULTS

| DATE       | SITE | W | L | OT | SJ | OPP |
|------------|------|---|---|----|----|-----|
| 12/13/2016 | A    | 1 | 0 | 0  | 3  | 2   |
| 2/28/2017  | H    | 1 | 0 | 0  | 3  | 1   |

## 2016-17 MAPLE LEAFS LEADERS

**GOALS** Auston Matthews, 40  
**ASSISTS** Mitchell Marner, 42  
**POINTS** Auston Matthews, 69  
**SHOTS** Auston Matthews, 279  
**GAA** Frederik Andersen, 2.67  
**WINS** Frederik Andersen, 33  
**SHUTOUTS** Frederik Andersen, 4  
**SAVE %** Frederik Andersen, 0.918  
**RECORD** 40-27-15, 95 pts.  
4th/Atlantic Division  
8th/Eastern Conference

## 2017 PLAYOFFS

**EASTERN FIRST ROUND:** Lost to Washington 4-2

## NOTES

- The Sharks are 9-1-0-0 in the last 10 games versus Toronto.
- On Jan. 11, 2011, Ron Wilson won his 600<sup>th</sup> career NHL game as a head coach.
- On Mar. 11, 2014, in a 6-2 victory over Toronto, Marc-Edouard Vlasic became the first Sharks player in franchise history to finish two games with a +5; Andrew Desjardins played in his 200<sup>th</sup> career game; and Joe Pavelski recorded his 400<sup>th</sup> NHL point on the first of his 3-points (2-1=3).
- On Mar. 19, 2015, Tomas Hertl, Logan Couture, Melker Karlsson, and Tommy Wingels all scored goals as the Sharks dominated the Maple Leafs 4-1; Joe Thornton became the 16<sup>th</sup> player in NHL history to accrue 350+ goals and 900+ assists.
- On Jan. 15, 2015, Patrick Marleau passed Daniel Alfredsson on the NHL's All-Time Goals List and moved into a tie with Joe Sakic and Pierre Turgeon on the NHL's All-Time Game-Winning Goals List, as the Sharks beat the Maple Leafs 3-1.
- On Feb. 28, 2017, Tomas Hertl scored the the go-ahead goal with 1:24 remaining in the third period as the Sharks defeated the Maple Leafs 3-1. Joe Pavelski had a goal and an assist, while Martin Jones made 20 saves to earn his 30<sup>th</sup> win of the season - joining Evgeni Nabokov and Antti Niemi as the only goaltenders in Sharks history with multiple 30-win seasons.



# VANCOUVER CANUCKS

## ROGERS ARENA

89 W Georgia St.  
Vancouver, BC V6B 0N8  
Phone: 604-899-7400  
Fax: 604-899-4640

## AHL AFFILIATE

Utica Comets

## President, Hockey

Operations: Trevor Linden

G.M.: Jim Benning

Coach: Travis Green

P.R.: Chris Brumwell,

Ben Brown, Stephanie

Maniago, Alfred De Vera



Loui Eriksson

## FAST FACTS

**LAST SHARKS WIN:** Apr. 4, 2017 (Vancouver 1 @ Sharks 3)  
**LAST VANCOUVER WIN:** Mar. 31, 2016 (Vancouver 4 @ Sharks 2)  
**LAST SHARKS SHUTOUT:** Dec. 23, 2008 (Vancouver 0 @ Sharks 5) (Evgeni Nabokov)  
**LAST VANCOUVER SHUTOUT:** Feb. 8, 2001 (Sharks 0 @ Vancouver 0) (Bob Essensa)  
**LAST SHARKS WIN AT HOME:** Apr. 4, 2017 (Vancouver 1 @ Sharks 3)  
**LAST VANCOUVER WIN AT HOME:** Jan. 21, 2012 (Sharks 3 @ Vancouver 4)  
**LAST SHARKS WIN AT VANCOUVER:** Apr. 2, 2017 (Sharks 3 @ Vancouver 1)  
**LAST VANCOUVER WIN AT SHARKS:** Mar. 31, 2016 (Vancouver 4 @ Sharks 2)  
**LAST SHARKS OVERTIME WIN AT HOME:** Jan. 20, 2009 (Vancouver 1 @ Sharks 2 OT)  
**LAST VANCOUVER OVERTIME WIN AT HOME:** Feb. 26, 2004 (Sharks 2 @ Vancouver 3 OT)  
**LAST SHARKS OVERTIME WIN AT VANCOUVER:** Apr. 12, 2006 (Sharks 5 @ Vancouver 4 OT)  
**LAST VANCOUVER OVERTIME WIN AT SHARKS:** Dec. 28, 2011 (Vancouver 3 @ Sharks 2 OT)  
**LAST SHARKS SHOOTOUT WIN:** Mar. 5, 2013 (Sharks 3 @ Vancouver 2 SO)  
**LAST SHARKS SHOOTOUT LOSS:** Mar. 10, 2011 (Vancouver 5 @ Sharks 4 SO)  
**MOST GOALS BY SHARKS:** 7, 4 times, MR, Mar. 10, 2002 (Sharks 7 @ Vancouver 4)  
**MOST GOALS BY VANCOUVER:** 8, 2 times, MR, Dec. 18, 1992 (Sharks 1 @ Vancouver 8)  
**MOST GOALS BY BOTH TEAMS:** 13, Oct. 14, 1995 (Vancouver 7 @ Sharks 6)  
**LAST SHARKS HAT TRICK:** Logan Couture, Mar. 29, 2016 (Sharks 4 @ Vancouver 1)  
**LAST VANCOUVER HAT TRICK:** Markus Naslund, Oct. 21, 2002 (Vancouver 5 @ Sharks 2)  
**LAST SHARKS PENALTY SHOT:** Chris Tierney (Unsuccessful: Ryan Miller), Mar. 2, 2017 (Vancouver 1 @ Sharks 3)  
**LAST VANCOUVER PENALTY SHOT:** Pavel Bure (Successful: Mike Vernon), Nov. 12, 1997 (Vancouver 5 @ Sharks 2)

## ALL-TIME SAN JOSE VS. VANCOUVER:

| VS VANCOUVER       | W  | L  | T | OL |
|--------------------|----|----|---|----|
| SJ ALL-TIME Record | 54 | 48 | 9 | 5  |
| SJ HOME            | 25 | 25 | 5 | 4  |
| SJ ROAD            | 29 | 23 | 4 | 1  |

## 2016-17 RESULTS

| DATE      | SITE | W | L | OT | SJ | OPP |
|-----------|------|---|---|----|----|-----|
| 2/2/2017  | A    | 1 | 0 | 0  | 4  | 1   |
| 2/25/2017 | A    | 1 | 0 | 0  | 4  | 1   |
| 3/2/2017  | H    | 1 | 0 | 0  | 3  | 1   |
| 4/2/2017  | A    | 1 | 0 | 0  | 3  | 1   |
| 4/4/2017  | H    | 1 | 0 | 0  | 3  | 1   |

## 2016-17 CANUCKS LEADERS

|                 |   |
|-----------------|---|
| <b>GOALS</b>    | Bo Horvat, 20   |
| <b>ASSISTS</b>  | Henrik Sedin, 35  |
| <b>POINTS</b>   | Bo Horvat, 52   |
| <b>SHOTS</b>    | Daniel Sedin, 216   |
| <b>GAA</b>      | Jacob Markstrom, 2.63   |
| <b>WINS</b>     | Ryan Miller, 18   |
| <b>SHUTOUTS</b> | Ryan Miller, 3  |
| <b>SAVE %</b>   | Ryan Miller, 0.914  |
| <b>RECORD</b>   | 30-43-9, 69 pts.<br>7th/Pacific Division<br>13th/Western Conference |

## 2017 PLAYOFFS

Did not qualify

## NOTES

- On Nov. 5, 2000, Scott Thornton scored two goals in 22 seconds, then the fastest mark for two goals by one player.
- On Nov. 3, 2001, the Sharks scored three goals (Jeff Jillson, Scott Thornton and Marco Sturm) in 36 seconds -- a franchise record for the fastest three goals scored.
- On Mar. 10, 2002, Evgeni Nabokov scored an unassisted power play goal in the Sharks 7-4 victory.
- On Jan. 27, 2013, Sharks Head Coach Todd McLellan becomes the second fastest head coach to reach 200 career NHL wins (doing so in 333 games) and the Sharks set a new franchise record for best start to the season by improving to 5-0-0 with a 4-1 victory over the Canucks.
- On Mar. 3, 2015, Joe Thornton picked up two assists to move into 19<sup>th</sup> place on the NHL's all-time assist list in a 6-2 Sharks victory.
- On Mar. 29, 2016, Logan Couture recorded the first hat trick of his career and James Reimer made 23 saves as the Sharks won their eighth straight game on Vancouver ice in a 4-1 victory.
- On Feb. 2, 2017, Patrick Marleau scored his 500<sup>th</sup> career NHL goal, tying Lanny MacDonald for 44<sup>th</sup> all-time, in a 4-1 win. Joe Thornton registered his 1374<sup>th</sup> career NHL point, tying Mike Modano for 24<sup>th</sup> all-time. Chris Tierney had 2 goals, including the eventual game-winner.
- On Apr. 2, 2017, Tomas Hertl scored a pair of goals to lead the Sharks past the Canucks 3-1. Patrick Marleau added his 508<sup>th</sup> career NHL goal and final regular season goal as a Shark, moving past Jean Beliveau for sole possession of 41<sup>st</sup> place all-time.





# VEGAS GOLDEN KNIGHTS

## T-MOBILE ARENA

4886 Frank Sinatra Dr  
Las Vegas, NV 89109

## PRACTICE FACILITY:

City National Arena  
1550 S Pavilion Center Dr  
Las Vegas, NV 89135

## AHL AFFILIATE

Chicago Wolves



**Marc-Andre Fleury**

**GM:** George McPhee

**Coach:** Gerard Gallant

**P.R.:** Eric Tosi, Sage  
Sammons, Alyssa Girardi

## VEGAS GOLDEN KNIGHTS EXPANSION DRAFT RESULTS

| NO | PLAYER                        | DRAFTED FROM          |
|----|-------------------------------|-----------------------|
| 1  | Calvin Pickard (G)            | Colorado Avalanche    |
| 2  | Luca Sbisa (D)                | Vancouver Canucks     |
| 3  | Teemu Pulkkinen (LW)          | Arizona Coyotes       |
| 4  | Jon Merrill (D)               | New Jersey Devils     |
| 5  | William Carrier (LW)          | Buffalo Sabres        |
| 6  | Cody Eakin (C)                | Dallas Stars          |
| 7  | Tomas Nosek (LW)              | Detroit Red Wings     |
| 8  | Jonathan Marchessault (C)     | Florida Panthers      |
| 9  | Brayden McNabb (D)            | Los Angeles Kings     |
| 10 | Connor Brickley (C)           | Carolina Hurricanes   |
| 11 | Chris Thorburn (RW)           | Winnipeg Jets         |
| 12 | Pierre-Edouard Bellemare (RW) | Philadelphia Flyers   |
| 13 | Jason Garrison (D)            | Tampa Bay Lightning   |
| 14 | Jean-Francois Berube (G)      | New York Islanders    |
| 15 | James Neal (LW)               | Nashville Predators   |
| 16 | Deryk Engelland (D)           | Calgary Flames        |
| 17 | Brendan Leipsic (LW)          | Toronto Maple Leafs   |
| 18 | Colin Miller (D)              | Boston Bruins         |
| 19 | Marc Methot (D)               | Ottawa Senators       |
| 20 | David Schlemko (D)            | San Jose Sharks       |
| 21 | David Perron (LW)             | St. Louis Blues       |
| 22 | Oscar Lindberg (C)            | New York Rangers      |
| 23 | Griffin Reinhart (D)          | Edmonton Oilers       |
| 24 | Alexei Emelin (D)             | Montreal Canadiens    |
| 25 | Clayton Stoner (D)            | Anaheim Ducks         |
| 26 | Erik Haula (C)                | Minnesota Wild        |
| 27 | William Karlsson (C)          | Columbus Blue Jackets |
| 28 | Trevor van Riemsdyk (D)       | Chicago Blackhawks    |
| 29 | Marc-Andre Fleury (G)         | Pittsburgh Penguins   |
| 30 | Nate Schmidt (D)              | Washington Capitals   |

\*Note, Vegas made several trades that may not be reflected in this list. This is the official list of players selected by Vegas in the Expansion Draft only.

WASHINGTON  
CAPITALS

**CAPITAL ONE ARENA**  
601 F St. NW  
Washington, DC 20004  
Phone: 202-628-3200  
Fax: 202-266-2360

**PRACTICE FACILITY**  
Kettler Capitals Iceplex  
627 N Glebe Rd.  
Arlington, VA 22203  
Phone: 202-266-2200

**AHL AFFILIATE**  
Hershey Bears



John Carlson

**G.M.:** Brian MacLellan  
**Coach:** Barry Trotz  
**P.R.:** Sergey Kocharov,  
Tommy Chalk, Megan  
Eichenberg  
**Press Box:** 202-628-3200  
x7600

## FAST FACTS

**LAST SHARKS WIN:** Mar. 9, 2017 (Washington 2 @ Sharks 4)  
**LAST WASHINGTON WIN:** Feb. 2, 2015 (Washington 5 @ Sharks 4 OT)  
**LAST SHARKS SHUTOUT:** Nov. 8, 2016 (Sharks 3 @ Washington 0) (Martin Jones)  
**LAST WASHINGTON SHUTOUT:** None  
**LAST SHARKS WIN AT HOME:** Mar. 9, 2017 (Washington 2 @ Sharks 4)  
**LAST WASHINGTON WIN AT HOME:** Feb. 20, 1999 (Sharks 1 @ Washington 3)  
**LAST SHARKS WIN AT WASHINGTON:** Nov. 8, 2016 (Sharks 3 @ Washington 0)  
**LAST WASHINGTON WIN AT SHARKS:** Feb. 2, 2015 (Washington 5 @ Sharks 4 OT)  
**LAST SHARKS OVERTIME WIN AT HOME:** None  
**LAST WASHINGTON OVERTIME WIN AT HOME:** None  
**LAST SHARKS OVERTIME WIN AT WASHINGTON:** None  
**LAST WASHINGTON OVERTIME WIN AT SHARKS:** Feb. 2, 2015 (Washington 5 @ Sharks 4 OT)  
**LAST SHARKS SHOOTOUT WIN:** Oct. 14, 2014 (Sharks 6 @ Washington 5 SO)  
**LAST SHARKS SHOOTOUT LOSS:** Mar. 22, 2014 (Washington 3 @ Sharks 2 SO)  
**MOST GOALS BY SHARKS:** 7, Nov. 22, 2008 (Washington 2 @ Sharks 7)  
**MOST GOALS BY WASHINGTON:** 6, Feb. 9, 1992 (Sharks 2 @ Washington 6)  
**MOST GOALS BY BOTH TEAMS:** 11, Oct. 14, 2014 (Sharks 6 @ Washington 5 SO)  
**LAST SHARKS HAT TRICK:** Todd Harvey, Dec. 18, 2000 (Sharks 5 @ Washington 3)  
**LAST WASHINGTON HAT TRICK:** John Druce, Feb. 9, 1992 (Sharks 2 @ Washington 6)  
**LAST SHARKS PENALTY SHOT:** Joe Thornton (Successful: Michal Neuvirth), Dec. 30, 2009 (Washington 2 @ Sharks 5)  
**LAST WASHINGTON PENALTY SHOT:** Jay Beagle (Unsuccessful: Martin Jones), Mar. 12, 2016 (Washington 2 @ Sharks 5)

## ALL-TIME SAN JOSE VS. WASHINGTON:

| VS WASHINGTON      | W  | L | T | OL |
|--------------------|----|---|---|----|
| SJ ALL-TIME Record | 27 | 9 | 1 | 2  |
| SJ HOME            | 13 | 3 | 1 | 2  |
| SJ ROAD            | 14 | 6 | 0 | 0  |

## 2016-17 RESULTS

| DATE      | SITE | W | L | OT | SJ | OPP |
|-----------|------|---|---|----|----|-----|
| 11/8/2016 | A    | 1 | 0 | 0  | 3  | 0   |
| 3/9/2017  | H    | 1 | 0 | 0  | 4  | 2   |

## 2016-17 CAPITALS LEADERS

|                 |  |
|-----------------|--|
| <b>GOALS</b>    | Alex Ovechkin & T.J. Oshie, 33   |
| <b>ASSISTS</b>  | Nicklas Backstrom, 63  |
| <b>POINTS</b>   | Nicklas Backstrom, 86  |
| <b>SHOTS</b>    | Alex Ovechkin, 313   |
| <b>GAA</b>      | Philipp Grubauer, 2.04   |
| <b>WINS</b>     | Braden Holtby, 42  |
| <b>SHUTOUTS</b> | Braden Holtby, 9   |
| <b>SAVE %</b>   | Philipp Grubauer, 0.926  |
| <b>RECORD</b>   | 55-19-8, 118 pts.<br>1st/Metropolitan Division<br>1st/Eastern Conference |

## 2017 PLAYOFFS

**EASTERN FIRST ROUND:** Defeated Toronto, 4-2  
**EASTERN SECOND ROUND:** Lost to Pittsburgh, 4-3

## NOTES

- On Dec. 18, 2000, Todd Harvey scored the franchise's 2,000<sup>th</sup> goal in a 5-3 victory.
- On Dec. 30, 2009, in a 5-2 Sharks win, the Sharks attempted and converted two penalty shots for the first time in franchise history (Clowe and Thornton). The last time this occurred in the NHL was Feb. 11, 1982 (Van @ Det, Thomas Gradin and Ivan Hlinka for Vancouver).
- On Jan. 7, 2012, three defensemen scored in a single game for just the fifth time in franchise history as the Sharks (Demers, Burns, Vlasic) defeated Washington, 5-2.
- On Feb. 11, 2015, Joe Thornton moved past Peter Stastny for 36<sup>th</sup> on the NHL's All-Time Points list with a goal and an assist.
- On Mar. 9, 2017, Brent Burns had three assists and Logan Couture had two goals as the Sharks defeated the Capitals 4-2. Joe Thornton, who was honored before the game for reaching 1000 career NHL assists, had a goal and an assist. Jannik Hansen made his debut as a Shark and had an assist and 5 hits.



## WINNIPEG JETS

### BELL MTS PLACE

345 Graham Avenue  
Winnipeg, MB R3C 5S5  
Phone: 204-987-7825  
Fax: 204-926-5555

### PRACTICE FACILITY

Bell MTS Iceplex  
3969 Portage Avenue  
Winnipeg, MB R3K 2H2  
Phone: 204-837-7539  
Media: 204-926-5570  
Fax: 204-926-5885

### AHL AFFILIATE

Manitoba Moose



Patrik Laine

**G.M.:** Kevin Cheveldayoff

**Coach:** Paul Maurice

**P.R.:** Scott Brown, Greger Buer, Scott Unger

**Press Box:** 204-926-5577

### FAST FACTS

**LAST SHARKS WIN:** Mar. 6, 2017 (Sharks 2 @ Winnipeg 3)

**LAST WINNIPEG WIN:** Apr. 7, 2016 (Winnipeg 5 @ Sharks 4)

**LAST SHARKS SHUTOUT:** Oct. 4, 2014 (Winnipeg 0 @ Sharks 3) (Alex Stalock)

**LAST WINNIPEG SHUTOUT:** None

**LAST SHARKS WIN AT HOME:** Jan. 16, 2017 (Winnipeg 2 @ Sharks 5)

**LAST WINNIPEG WIN AT HOME:** Mar. 17, 2015 (Sharks 2 @ Winnipeg 5)

**LAST SHARKS WIN AT WINNIPEG:** Mar. 6, 2017 (Sharks 2 @ Winnipeg 3)

**LAST WINNIPEG WIN AT SHARKS:** Apr. 7, 2016 (Winnipeg 5 @ Sharks 4)

**LAST SHARKS OVERTIME WIN AT HOME:** None

**LAST WINNIPEG OVERTIME WIN AT HOME:** Nov. 13, 2002 (Sharks 2 @ Atlanta 3 OT)

**LAST SHARKS OVERTIME WIN AT WINNIPEG:** None

**LAST WINNIPEG OVERTIME WIN AT SHARKS:** None

**LAST SHARKS SHOOTOUT WIN:** None

**LAST SHARKS SHOOTOUT LOSS:** Nov. 10, 2013 (Sharks 4 @ Winnipeg 5 SO)

**MOST GOALS BY SHARKS:** 5, 4 times, MR, Mar. 22, 2007 (Sharks 5 @ Atlanta 1)

**MOST GOALS BY WINNIPEG:** 4, Oct. 16, 2010 (Atlanta 4 @ Sharks 2)

**MOST GOALS BY BOTH TEAMS:** 8, Dec. 6, 2005 (Atlanta 3 @ Sharks 5)

**LAST SHARKS HAT TRICK:** Jonathan Cheechoo, Mar. 22, 2007 (Sharks 5 @ Atlanta 1)

**LAST WINNIPEG HAT TRICK:** None

**LAST SHARKS PENALTY SHOT:** Melker Karlsson (Successful: Ondrej Pavelec), Jan. 24, 2017 (Sharks 4 @ Winnipeg 3)

**LAST WINNIPEG PENALTY SHOT:** None

### ALL-TIME SAN JOSE VS. WINNIPEG:

| VS WINNIPEG        | W  | L | T | OL |
|--------------------|----|---|---|----|
| SJ ALL-TIME Record | 17 | 5 | 2 | 2  |
| SJ HOME            | 8  | 4 | 1 | 0  |
| SJ ROAD            | 9  | 1 | 1 | 2  |

### 2016-17 RESULTS

| DATE      | SITE | W | L | OT | SJ | OPP |
|-----------|------|---|---|----|----|-----|
| 1/16/2017 | H    | 1 | 0 | 0  | 5  | 2   |
| 1/24/2017 | A    | 1 | 0 | 0  | 4  | 3   |
| 3/6/2017  | A    | 1 | 0 | 0  | 3  | 2   |

### 2016-17 JETS LEADERS

#### GOALS

Patrik Laine, 36

#### ASSISTS

Mark Scheifele, 50

#### POINTS

Mark Scheifele, 82

#### SHOTS

Blake Wheeler, 259

#### GAA

Connor Hellebuyck, 2.89

#### WINS

Connor Hellebuyck, 26

#### SHUTOUTS

Connor Hellebuyck, 4

#### SAVE %

Connor Hellebuyck, 0.907

#### RECORD

40-35-7, 87 pts.  
5th/Central Division  
9th/Western Conference

### 2017 PLAYOFFS

Did not play.

### NOTES

- On Jan 10, 2004, the Sharks set a franchise record for most consecutive games recording a point at home (13, 8-0-3-2).
- On Dec. 6, 2005, with three assists in the game, C Patrick Marleau tied a franchise record for most points (1-8-9) in a three-game span set in Dec. 1992 by Kelly Kisio.
- On Feb. 21, 2009, Jeremy Roenick recorded his 700<sup>th</sup> career assist.
- On Jan. 23, 2014, along with scoring his 19<sup>th</sup> goal in 21 games, Pavelski became the second player in Sharks history to score game-winning goals in three consecutive games and extended his point-scoring streak to four games (7-1-8).
- On Mar. 27, 2014, Joe Thornton played in his 1200<sup>th</sup> career game.
- On Oct. 11, 2014, the 2014-15 home-opener will go down in history as Alex Stalock and the Sharks shutout the Jets 3-0. On top of it being the first time the Sharks have started out the season with back-to-back shutouts, San Jose also became the 6<sup>th</sup> team in NHL history to start out the season with back-to-back shutouts. It was also the first time since November of 2006 that the Sharks had posted back-to-back shutouts with two different goalies (Evgeni Nabokov on Nov. 25 and Vesa Toskala on Nov. 28).
- On Mar. 6, 2017, Joe Thornton played in his 900<sup>th</sup> game as a Shark and registered his 1000<sup>th</sup> NHL assist in a 3-1 win over the Jets. Joe Pavelski scored a pair of goals, while Mikkel Boedker scored the eventual game winner on a shorthanded breakaway goal.







## FAN DEVELOPMENT

The San Jose Sharks fan development department is committed to providing high quality, Sharks-specific hockey experiences for all ages and abilities in an effort to cultivate, nurture and create new hockey fans. Working in conjunction with Sharks Sports & Entertainment business operations and the hockey operations department, the programming platform incorporates hands-on instruction, interactive experiences and leverages mascot, player, coaching and executive integration. Through fan development efforts, the professional message of a fun and safe environment is delivered in order to positively impact the long-term, well-being of the Sharks franchise. Current programs include:

## SAN JOSE SHARKS SUMMER HOCKEY SCHOOLS

Every year, the San Jose Sharks conduct Sharks Summer Hockey Schools at Sharks Ice at San Jose. These camps include both a youth and an adult hockey series. An elite staff of professional instructors from the Sharks organization brings considerable expertise to hundreds of hockey players each summer. The 2016 Summer Hockey School staff was led by Roy Sommer, head coach of the San Jose Barracuda, the Sharks top developmental affiliate in the American Hockey League. In addition to Sommer, camp instructors included the Barracuda's video coach assistant, Nick Gialdini, and former Sharks players Curtis Brown and Kyle McLaren. Other current and former Sharks players, as well as S.J. Sharkie, also appeared during the summer camp sessions. For more information, call 408-999-6717 or visit: <http://www.sharksiceatsanjose.com/hockey/SharksSummerHockeySchools.asp>



## SCHOLARSHIP PROGRAM

## BAY AREA ALL-STAR SCHOLARSHIP TEAM (BAASST)

The Bay Area All-Star Scholarship Team program is a partnership established between the San Jose Sharks, Golden State Warriors, Oakland A's, Oakland Raiders, San Francisco Giants, San Jose Earthquakes and San Francisco 49ers. Each participating team has contributed to the scholarship program in a collective effort to assist Bay Area high school students in achieving their goal of higher education. This unique partnership is the first of its kind in professional sports. Since its inception, over \$340,000 has been awarded to local student athletes to be applied toward their college education.

BAASST scholarships are awarded each year to seven successful students residing within the Bay Area's nine counties. All public high schools within this area are provided with detailed information about the scholarship opportunity and are encouraged to nominate two male and two female students for this prestigious award. Established in 1996, the BAASST program aims to honor college-bound seniors who achieve a minimum GPA of 3.0, demonstrate a good work ethic and display leadership qualities both in academics and athletics.

Each recipient receives a \$5,000 scholarship. The students are also invited to attend a game at each team's home arena/stadium. The scholarship recipients, their guests and team representatives are provided game tickets, food and beverages and are recognized in a special ceremony during each game. For more information, contact Stephanie Dubin at [sdubin@sharkssports.net](mailto:sdubin@sharkssports.net).

## PROGRAMS

## SAN JOSE SHARKS FINATICAL KIDS CLUB

The FINatical Kids Club (FKC), a club for Sharks fans 13-and-under, was established during the 2005-06 season and has sold out every season since then. Beginning with 500 members in its inaugural year, FKC has grown to more than 2,000 members and features young San Jose Sharks fans from all across the United States and Canada.

For one low price, members will receive a custom FKC merchandise package. In addition to the great merchandise, members have access to the FINatical Kids Club website through [www.sjsharkie.com](http://www.sjsharkie.com) and [www.sjsharks.com](http://www.sjsharks.com). FKC members also have access to exclusive events hosted by the club, discounted ticket offers and plenty of opportunities to win autographed memorabilia.

To join S.J. Sharkie and new Kids Club Captain Melker Karlsson in the most exciting kids club in the NHL, visit [finaticalkidsclub.com](http://finaticalkidsclub.com) or email [FINaticalKidsClub@sharkssports.net](mailto:FINaticalKidsClub@sharkssports.net) for more information.



### READING IS COOL

Since 1998, Reading Is Cool, the San Jose Sharks literacy program, has helped more than 16,500 classrooms and 400,000 Santa Clara County and lower Alameda County K-6 grade students learn about the importance of reading. Thank you to the principals, teachers and parents who have helped our program grow in its 18 years. During the 2016-17 season, reached nearly 40,000 kids in more than 1,300 classrooms. The program featured motivational monthly awards, classroom visits from S.J. Sharkie and opportunities to attend Sharks home games. For more information, please visit [sjsharks.com/readingiscool](http://sjsharks.com/readingiscool).

### FUTURE GOALS

The San Jose Sharks have partnered with the National Hockey League (NHL) and the National Hockey League Players' Association (NHLPA) to launch Future Goals. Future Goals -Hockey Scholar is an online learning course that leverages the fast-paced, exciting game of hockey to teach students, Science, Technology, Engineering, and Math concepts. The course is for middle school students, grades 5-7, and is available to schools at no cost. During the 2016-17 season, 250 students were invited to Solar4America Ice at San Jose for an on-ice hockey experience. Students were taken through a series of stations to experience the STEM concepts learned in the online program.

### DGDG DEL GRANDE PRIX

DGDG Del Grande Prix is an on-ice promotion currently in its second year that gives youth hockey players from Northern California (ages 10-13) the opportunity to skate on the same surface as NHL players. During the first intermission of select Sharks home games in 2016-2017, local youth hockey teams will be given the chance to race against their teammates and the clock in front of thousands of Sharks fans at SAP Center.

Participating clubs can dress 12 players and divided into two teams with each team consisting of five (5) skaters and one (1) goalie. Clubs can purchase tickets to participate in this experience.

For more information, please contact Stephanie Dubin [sdubin@sharkssports.net](mailto:sdubin@sharkssports.net)

### LITTLE SHARKS

Little Sharks is a "Learn to Play" ice hockey program for kids ages 4-9 with no prior organized hockey experience. A registration fee of \$150 includes six (6) ADM (American Development Model) Style instructed lessons and head-to-toe equipment that they get to keep after completing the program. The purpose of the program is to make ice hockey an accessible sport to those who may have normally had reservations due to the initial sticker shock of joining the sport without knowing whether or not their child will enjoy it.

Little Sharks runs in multiple Northern California rinks and each class holds a maximum of 40 participants. In its first year, five rinks hosted Little Sharks for a total of 200 kids. In 2016-17 Little Sharks hosted classes at seven rinks for a total of 800 participants.



## FAN DEVELOPMENT

## KAISER PERMANENTE FUTURE SHARKS

For nearly 15 years youth hockey players from Northern California (12 and under) have had the rare opportunity to skate on the same surface as NHL players through the Kaiser Permanente Future Sharks program. During the first intermission of select Sharks home games in 2016-2017, local youth hockey teams will be given the chance to display their skills and talent in front of thousands of Sharks fans at SAP Center.

Participating clubs can dress 12 players and are given the option to play either a two-minute hockey game or a 6-on-6 shootout during the intermission. Each team consists of six (6) skaters and one (1) goalie, substitutes are not allowed. Clubs will receive a limited number of game tickets for the players and their guests courtesy of Kaiser Permanente and the Sharks.

For more information, please contact Stephanie Dubin [sdubin@sharkssports.net](mailto:sdubin@sharkssports.net).

## SHARKS &amp; PARKS PRESENTED BY KAISER PERMANENTE

In 1991 the Sharks created Sharks & Parks, a street hockey program that provided schools, community centers and youth organizations with street hockey equipment, coaching tools and instruction in order to generate an interest in hockey and make it more accessible to local youth. The program was so successful that the NHL adopted it as a league-wide initiative the following year with 33 programs run by various NHL and American Hockey League (AHL) teams throughout the United States and Canada.

The street hockey program that has already reached tens of thousands of youth, can be played either indoors or outdoors. In order for centers and schools to run a fun and rewarding program, the Sharks provide street hockey equipment and instructional material, such as administrator manuals for coaches and playbooks for kids, all free of charge.

The Sharks & Parks season typically kickoffs with the Sharks & Parks tournament in the Fall, coinciding with the beginning of the Sharks season and culminates in the Spring. For more information about Sharks & Parks, please email Stephanie Dubin [sdubin@sharkssports.net](mailto:sdubin@sharkssports.net) or visit the community section on [sjsharks.com](http://sjsharks.com).

## YOU CAN PLAY

In support of the NHL's partnership with the You Can Play Project, San Jose Sharks Chris Tierney and Joel Ward visited the LGBTQ Youth Space on February 27th, 2017 to get to play game and sign autographs for the youth. The San Jose Sharks Hockey Is For Everyone Night in Cooperation with You Can Play was host on March 2nd, 2017. The Sharks players sported Pride Tape on their sticks during warm ups while the coaching staff wore You Can Play lapel pins during the game.

The You Can Play Project works to ensure the safety and inclusion of all in sports including LGBT athletes, coaches, and fans. Wingels has been a strong proponent of You Can Play since it was founded in 2013, serving as a You Can Play Ambassador and Advisory Board Member.

On February 15th, 2018 the Sharks will host their second annual Hockey Is For Everyone Night in Cooperation with You Can Play. The Sharks and NHL support You Can Play, a nonprofit that promotes a safe environment for athletes, coaches, and fans regardless of sexual orientation under the premise "If you can play, you can play."





## SHARKS FOUNDATION

### MISSION & BACKGROUND

The Sharks Foundation is dedicated to enhancing the lives of youth and families in our community with an emphasis in the areas of education, health and safety and character development. The Sharks Foundation supplies emergency aid when appropriate, executes unique and relevant programming, supports the advancement of youth hockey and provides financial support and resources to organizations that enrich the lives of those in need.

In 1994 the San Jose Sharks created the official charitable arm of the team, the Sharks Foundation. Each year the Foundation partners with individuals, corporations and funding partners in the community, who support its efforts to improve the lives of youth and families in the Bay Area. Funds received are allocated to the Foundation's annual grant process and numerous programs. During the 2016-17 season, the Sharks Foundation donated a franchise-record \$1.8 million in funding to support the Bay Area. Since its inception in 1994 the Foundation has given more than \$12 million to hundreds of high-performing non-profit organizations serving youth and families.



### ANNUAL GIVING CAMPAIGN

Each season the Sharks Foundation launches its annual giving campaign focused on different causes each month that feature key activations with Sharks players, coaches, alumni, executives, partners and S.J. Sharkie. In 2016-17, the campaign distributed more than \$1.8 million to assist those in need.

To kick-off the 2016-17 Giving Campaign, the Sharks Foundation partnered with Kaiser Permanente on two healthy living projects, including a revitalized street hockey court for more than 400 students at KIPP Heartwood Academy, and the Vision to Learn Event, which helped more than 1,000 area students from 20 San Jose-area schools receive eye exams and glasses.

In line with the NHL's Hockey Fights Cancer campaign in October, the Foundation partnered with ANA - All Nippon Airways to assemble 400 JoyJars filled with small toys and messages of encouragement. The JoyJars were then distributed to pediatric patients at Kaiser Permanente Santa Clara by Sharks players.

November and December marked the holiday season and the Sharks Foundation embraced the Season of Giving by co-hosting a "Sharksgiving" Meal Service with SAP at Catholic Charities/Eastside Neighborhood Center. The Foundation also hosted 40 families for its annual Holiday Assist Party at Solar4America Ice in December.

The Sharks Foundation focused on military families in January and with the help of Rebuilding Together, completed crucial repairs on a 92-year-old Purple Heart Recipient's home and hosted them for the Sharks Military Appreciation Night with a ceremonial puck drop and post-game meet-and-greet with Sharks players.

Education was at the forefront in February therefore, the Foundation and SAP partnered with Downtown College Prep's El Primero High School to fund its Digital Arts & Design Program providing new computers, cameras and laser printers, as well as The Tech Museum of Innovation to fund its Design Challenge where students tested the friction of ice skates.

In March, the Sharks hosted Hockey is for Everyone Night at SAP Center, promoting respect for all athletes. In addition, Sharks Chris Tierney and Joel Ward visited the LGBTQ Youth Space for a tour, games, photos and autographs.

The campaign concluded with its Environmental Awareness Month in April, which featured a beach clean-up in partnership with Plantronics and a revitalization and light installation at Fountain Alley in downtown San Jose with the help of the San Jose Downtown Association.

### GRANT PROGRAM & FUNDRAISERS

The Sharks Foundation provides financial assistance to 501(c)(3) organizations in Santa Clara County that focus on education, health and safety or character development. Through the annual grant process, organizations are selected to receive grants ranging from \$30,000 to \$100,000. During the 2016-17 season the Sharks Foundation issued grants to seven recipients for a total give of \$300,000.

#### 2016-17 GRANT RECIPIENTS

ALearn, Breakthrough Silicon Valley, George Mark Children's House, Lucile Packard Children's Hospital Stanford, Montalvo Arts Center, Students Rising Above, and Vista Center for the Blind and Visually Impaired

#### TANK TAILGATE AT FAN FEST

Tank Tailgate at Fan Fest is a private ticketed event for guests 21 years of age and older, which includes complimentary beer samples from a variety of featured brands poured by Sharks celebrities and a freezable Tank Tailgate stein. The event takes place on N. Autumn Street right outside SAP Center and features a live band, raffle, food trucks and a photo booth, as well as the opportunity to mingle with Sharks players and alumni. Net proceeds from Tank Tailgate ticket sales benefit the Sharks Foundation. Tank Tailgate is currently scheduled for September 24, 2017.

## FITNESS FACEOFF POWERED BY KAISER PERMANENTE

Each year the Foundation hosts a day of exercise, activities geared toward a healthy lifestyle and fundraising at the annual Fitness Faceoff powered by Kaiser Permanente. The event offers 5K and 10K walk/run courses and the Rosendin Electric Kids Fun Run and accommodates all ages and skill levels. All courses start and finish at the home of the Sharks, SAP Center. This fundraiser also includes a Health Festival showcasing a variety of health and fitness vendors and fun activities for the entire family. Net proceeds from Fitness Faceoff powered by Kaiser Permanente benefit the Sharks Foundation. Fitness Faceoff is currently scheduled for the September 30, 2017.

## SAMPLING WITH THE SHARKS WINE TASTING FUNDRAISER

Attendees of Sampling with the Sharks are able to enjoy some of the finest wines from throughout Northern California, while mingling with Sharks players, coaches, alumni and broadcasters. Annually 300 guests attend this fundraiser, which is one of the Foundation's most popular and successful events each season. Sampling with the Sharks includes complimentary wine tastings and appetizers, premier auctions featuring one-of-a-kind experiences, and autographed memorabilia. Net proceeds from Sampling with the Sharks benefit the Sharks Foundation. Sampling with the Sharks is currently scheduled for the Winter/Spring during the 2017-18 season.

## SHARK FOR A DAY FANTASY CAMP

If you have ever dreamed of being a Sharks player or wondered how your game would stack up against NHLers, you now have the chance. Once a year the Sharks Foundation hosts Shark for a Day Fantasy Camp, which gives fans the rare opportunity to share the ice with Sharks alumni and experience a day-in-the-life of a professional hockey player. Participants skate alongside Sharks alumni in a regulation game on the ice at SAP Center, are given official team gear and are hosted in a suite to watch the Sharks game with their fellow campers and much more. Net proceeds from Shark for a Day Fantasy Camp benefit the Sharks Foundation. Shark for a Day Fantasy Camp is currently scheduled for the Winter/Spring during the 2017-18 season.

## IN-GAME ACTIVATIONS

The Sharks Foundation hosts a 50/50 Raffle at all Sharks home games. With the purchase of a 50/50 raffle ticket, one lucky fan has the opportunity to win half of the gross proceeds raised at each game, with the remaining proceeds benefitting the Sharks Foundation and local non-profit organizations. 50/50 Raffle sellers will be visible in bright orange shirts at designated selling areas, as well as 50/50 kiosks. During the raffle's inaugural year, more than \$1 million was raised through the program with over \$500,000 donated to non-profits in the Bay Area.

In addition, the Foundation holds several Mystery Puck fundraisers during the year. On each designated Mystery Puck date, a limited number of themed pucks are sold on the Concourse Level at designated areas near the North and South entrances for \$20 each. Every puck is signed by a player and then wrapped so the player's identity remains a surprise until after the purchase.

The Sharks Foundation also hosts an in-game auction featuring unique Sharks memorabilia at the Sharks Foundation Booth located outside Section 118 on the Concourse Level at every home game.

Net proceeds from in-game auctions and Mystery Puck sales benefit the Sharks Foundation and other select non-profits.

## COMMUNITY OUTREACH EVENTS

### HOLIDAY ASSIST PARTY

The Sharks Foundation's annual Holiday Assist Party provides the San Jose Sharks team and organization with the opportunity to delight in the spirit of the holiday season and give back to the community in a big way. Every December, San Jose Unified School District Healthy Start Family Resource Center pairs Sharks players, coaches, management and front office staff with underserved San Jose families to help them fulfill their holiday wish lists. In addition to the gift exchange, families are treated to an exciting evening of holiday activities, including arts and crafts and ice skating. In 2016 the Sharks Foundation hosted 40 families at Solar4America Ice at San Jose.





## LEGACY PROJECTS

In addition to grants, fundraisers, community outreach events and programs, the Sharks Foundation has partnered with various organizations to help improve the quality of life in San Jose, including: KaBOOM! Playground Builds (2016, 2015, 2014), Tech Museum of Innovation's Field Trip Days at the Tech and an Innovation on Ice exhibit in partnership with SAP (2017, 2016), Santa Clara Valley Medical Center's new Women and Children's Center (2014), Rotary PlayGarden (2013), Sharks Pediatric Clinic at Valley Health Center Tully (2012) and numerous blacktop resurfacing projects, including the most recent at KIPP Heartwood Academy (2016).

## PROGRAMS

### GOALS FOR KIDS

The Goals for Kids program was established in partnership with the Koret Foundation and Taube Philanthropies as a way to support local non-profit organizations and celebrate each on-ice accomplishment. For every San Jose Sharks goal scored, \$1,000 is contributed to a running sum of funds which is then evenly distributed amongst the Goals for Kids beneficiaries at the end of the season. In 2016-17 a total of \$237,600 was dedicated back into the community – bringing the total funds raised and distributed through the program to \$822,000 since the program's inception in 2014.

### 2016-17 GOALS FOR KIDS SPONSORS & BENEFICIARIES

**Partners:** The Koret Foundation, Taube Philanthropies  
**Sponsors:** SWENSON

**Beneficiaries:** American Heart Association, Child Advocates of Silicon Valley, JW House, Make-A-Wish Greater Bay Area, Second Harvest Food Bank of Santa Clara and San Mateo Counties, Ronald McDonald House at Stanford

### STICK TO FITNESS POWERED BY KAISER PERMANENTE

Each year the Sharks Foundation partners with Kaiser Permanente for the Stick to Fitness powered by Kaiser Permanente street hockey program. During the 2016-17 season, the program taught lessons in health and fitness to more than 2,000 underserved youth and provided 10 local schools with street hockey equipment for their sixth grade P.E. classes. Since its inception in 2014-15, Stick to Fitness has impacted more than 6,000 students' lives at 30 different Bay Area schools.





## S.J. SHARKIE



In 2017-18, S.J. Sharkie enters his 26th NHL season and 25th year as the Sharks beloved mascot.

A consistent and familiar presence at every Sharks home game, Sharkie has the enviable task of entertaining a sold out crowd in San Jose night in and night out, performing a variety of humorous, exciting, death-defying and unique stunts and acts. Sharkie's nightly performances range from rappelling from SAP Center at San Jose's rafters to speeding across the ice on his four-wheel, all-terrain vehicle.

Since his NHL debut in January 1992, Sharkie has become one of the most recognized mascots in the universe. He's a highly respected figure both inside and outside of SAP Center and throughout the hockey community. This lovable mascot makes more than 450 public appearances each year, and causes a splash at any event. During the 2016-17 season, Sharkie's events ranged from birthday parties to flower deliveries, bar mitzvahs to weddings, corporate events and charity fundraisers. In the past, he has escorted a high school student to her senior prom and acted as the ring bearer at a wedding ceremony. Aptly coined as "The Hardest Working Fish in Sports," Sharkie has been selected to represent the team at the NHL All-Star Game an amazing 18 times (as of 2017) and assisted in dropping the ceremonial first puck at the 1997 All-Star Game in San Jose.

In 2012, the Cartoon Network selected him as the "Most Awesome Mascot" in all of sports at their Hall Of Game awards show, the first hockey mascot to win the award.

Sharkie serves as the face of several Sharks community initiatives, including Reading Is Cool, Sharks and Parks, Little Sharks and the FINatinal Kids club. Besides his countless public appearances, Sharkie is involved with numerous Bay Area charities, and spends countless hours on behalf of the Sharks Foundation by lending a "fin" to their programs, fundraisers, meetings and projects throughout the year ([sharksfoundation.org](http://sharksfoundation.org)).

Sharkie's popularity has "spawned" his very own merchandise line and website, the first website ever devoted solely to a professional mascot ([sjsharkie.com](http://sjsharkie.com)). You can follow Sharkie on his very own social network pages as well (Twitter: [@sjsharkie](https://twitter.com/sjsharkie), Facebook: [/sjsharkie](https://www.facebook.com/sjsharkie), Instagram: [/officialsjsharkie](https://www.instagram.com/officialsjsharkie), and Snapchat: [@theSJSharkie](https://www.snapchat.com/add/atheSJSharkie)).

For more information on the fun loving fish, his appearance descriptions and opportunities for in-game events, please visit [sjsharkie.com](http://sjsharkie.com)





## SAP CENTER AT SAN JOSE

GENERAL

NORTHERN CALIFORNIA'S  
TOP ENTERTAINMENT VENUE

**SAP** Center at San Jose continues to be the crown jewel of what has become a thriving downtown San Jose. With its distinctive 10-story glass pyramid entry and unique stainless steel facade, the facility has been the place to be and be seen in the Bay Area for more than the past two decades. Located in the heart of Silicon Valley, SAP Center is an exemplification of the architectural excellence and technological innovation that defines the area.

Guests entering SAP Center enjoy the latest in technology to enhance their event viewing experience. Most noticeable to the eyes is the high resolution LED center hung scoreboard — one of the largest in North America. The arena bowl also features a full-color, moving LED fascia display (also known as a ribbon board). Additionally, SAP Center is equipped with a state-of-the-art digital sound system with acoustical enhancements throughout the bowl.

Last season the Sharks teamed-up with Cisco to deploy Cisco Connected Stadium™ Wi-Fi, the leading high-density wireless network used in sports and entertainment venues around the world, at SAP Center. To increase fan-facing coverage, SAP Center more than doubled the total number of access points throughout the venue. The state-of-the-art access points are capable of faster speeds and offer a longer range than previous versions. Additionally, SAP Center now provides Wi-Fi coverage outside of the venue, allowing fans to connect while approaching the building and during outside events, including San Jose Sharks Street Rally's and other outdoor fan fest activities. To take advantage of the increased coverage, SAP Center doubled its Internet bandwidth to 2Gbps.

The Sharks and Cisco have also teamed-up to bring Cisco StadiumVision®, a state-of-the-art 4K digital video platform that delivers synched and dynamic content to fans throughout SAP Center via the new LED displays on the concourse, new display walls and television monitors throughout the Alaska Airlines Club and Citrix Suites, concession stands, upper concourse seating areas, and pendant displays.

Additional renovations to the Alaska Airlines Club Level include the creation of the Chairman's Lounge, a members-only, upscale club located within SAP Center. Designed by Sink Combs Dethlefs, the same firm that designed SAP Center, the Chairman's Lounge will feature more than 6,000 square feet of space as well as a 2,000-gallon saltwater shark tank designed and installed by Acrylic Tank Manufacturing, the aquarium and exhibit design company featured on Animal Planet's hit television show TANKED. Additionally, the Chairman's Lounge will offer a formal dining area, remodeled kitchen, a custom-built bar, as well as multiple 85-inch and 65-inch hi-definition TV monitors strategically located throughout the space to allow members with ample opportunity for game-watching from anywhere in the Lounge.

Since its grand opening in September of 1993, SAP Center at San Jose has hosted a "who's who" of music history, including Paul McCartney, Adele, The Rolling Stones, Barbra Streisand, Katy Perry, Garth Brooks, Beyonce, Elton John, Jay-Z, The Three Tenors (Plácido Domingo, Luciano Pavarotti and Jose Carreras), Madonna, Lady Gaga, Prince, The Eagles and U2. SAP Center at San Jose has also hosted world-class, championship sporting events, including: the 2016 Stanley Cup Final; the 2016 Women's Gymnastics Olympic Trials; three NCAA Men's

Basketball Western Regional Finals; 2003-07 Pac-10 Women's Basketball Tournament; 1999 NCAA Women's Basketball Final Four; 1996 and 2012 U.S. Figure Skating Championships; and 2012 Olympic Trials - Men and Women's Gymnastics. In 2018, the highly sought-after U.S. Figure Skating Championships will return to SAP Center.

"SAP Center is a sports, entertainment, and cultural beacon in the heart of Silicon Valley," Sam Yen, SAP Chief Designer Officer said. Through business operations behind the scenes, and a strong presence on the concourse, SAP and the Sharks continue focusing on innovation to enhance the fan experience at the stadium. This upcoming season SAP will provide Sharks fans with behind-the-scenes player access featuring unique insights on the arena's digital wall. The SAP Center will continue to implement the latest technology to help transform the arena and continue providing "best in class" fan entertainment. Attention from local and visiting fans alike. SAP will continue to implement the latest technology to enhance the fan experience and transform the SAP Center."

## SAP CENTER AT SAN JOSE

### FACTS AND FIGURES

#### SITE AND BUILDING INFORMATION

**Site Location:** 525 W. Santa Clara St., San Jose, CA 95113

**Site Area:** Approximately 17 acres

**Building Dimensions:** Length — 425 feet-by-425 feet; Height — 117 feet

**Internal Space:** 450,000 square feet

**Exterior:** Concrete; space frame steel truss; ribbed stainless steel siding; 10-story glass pyramid entry

**Seating Capacity:** 20,000 maximum; Basketball — 18,543; Multi-purpose — 16-20,000; Hockey — 17,562

**Parking:** Approximately 1,800 spaces on site; up to 8,000 spaces within a 5-10 minute walk

**Executive Suites:** 66 (Concourse 22, Penthouse 44)

**Penthouse Terrace Group Entertainment Areas:** 3

**Cost:** \$162.5 million (\$132.5 million funded by City of San Jose; \$30 million funded by San Jose Arena Management)

**Project Developer:** Redevelopment Agency of San Jose

**Owner:** City of San Jose

**Builder:** Perini Building Company, Western Division

**Construction Manager:** HuntCor Inc.

**Architect:** Sink Combs Dethlefs

**Arena Operator:** San Jose Arena Management

**Original Name:** San Jose Arena; Re-named Compaq Center at San Jose, March 27, 2001; Re-named HP Pavilion at San Jose, Nov. 30, 2002; Re-named SAP Center at San Jose, July 9, 2013

**Primary Tenant:** San Jose Sharks

**Groundbreaking:** June 26, 1990

**First Event:** Ringling Brothers and Barnum & Bailey Circus, Sept. 8, 1993

**First Hockey Game:** San Jose Sharks vs. New York Islanders preseason game, Sept. 30, 1993

**Days To Build:** 540 days

## TICKET INFORMATION

### PURCHASING TICKETS

SAP Center at San Jose — The Ticket Office is open:

- Monday - Friday / 10am - 3pm
- Closed Saturday, Sunday, Holidays
- Open for all SAP Center at San Jose events two hours before scheduled time

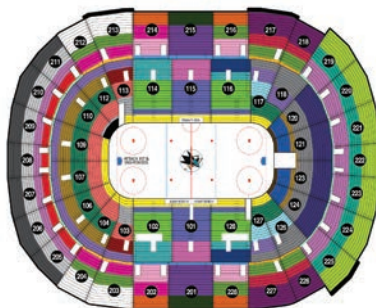
Tickets to all SAP Center at San Jose events are available at the SAP Center Ticket Office, all Ticketmaster retail locations throughout the Bay Area, online at Ticketmaster.com or charge by phone at 1-800-745-3000.

**Group Ticket Information:** 408-999-5757

**Season Ticket and Partial Season Plan**

**Information:** 408-999-5757

## SEATING MAP



### SEATING LOCATION

|                  |                |
|------------------|----------------|
| CLUB 1           | PROMENADE 1    |
| CLUB 2           | PROMENADE 2    |
| CLUB 3           | PROMENADE 3    |
| CLUB 4           | PROMENADE 4    |
| CLUB 5           | PROMENADE 5    |
| CLUB 6           | PROMENADE 6    |
| CLUB 7           | PROMENADE 7    |
| LOWER 1          | PROMENADE 8    |
| LOWER 2          | PROMENADE 9    |
| LOWER 3          | UPPER ATTACK 1 |
| LOWER 4          | UPPER ATTACK 2 |
| LOWER 5          | UPPER ATTACK 3 |
| LOWER 6          | UPPER ATTACK 4 |
| LOWER 7          | UPPER GOAL 1   |
| LOWER 8          | UPPER GOAL 2   |
| LOWER 9          | UPPER GOAL 3   |
| PROMENADE ROW 1A |                |
| PROMENADE ROW 1B |                |
| PROMENADE ROW 1C |                |





## SAN JOSE JUNIOR SHARKS

Headquartered at Solar4America Ice at San Jose, the Jr. Sharks are a youth hockey organization whose mission is to provide a fun atmosphere that fosters a lasting love for the game of hockey. The organization currently has 30 travelling club teams and 37 in-house teams that serve boys and girls aged 5-14. Together the travel and house teams have approximately 1,000 youth hockey participants. The San Jose Jr. Sharks are one of 21 USA Hockey Model Clubs in the entire nation. USA Hockey Model Associations fully implement programming dedicated to age-appropriate, age-specific skill development in accordance with USA Hockey's American Development Model throughout the 8-and-Under, 10-and-Under and 12-and-Under age classifications.

### STAFF & PHILOSOPHY

Led by Solar4America Ice Director of Hockey Robert Savoie, Sharks Alumni/Junior Sharks Director Curtis Brown, Director of coaches Mike Janda, High School and Girls/Women's Coordinator Amanda Long, Hockey Manager Tyler Shaffar and Youth Hockey Manager Matt Adams the Jr. Sharks are dedicated to teaching both hockey and life skills. Balancing family, school, and hockey can be a challenging task, but the coaching staff takes great pride in developing outstanding citizens as well as hockey players.

Along with Brown, numerous other NHL players and personnel are involved with the program. Sharks Alumni Owen Nolan, Mike Rathje, Evgeni Nabokov, Kyle McLaren and Scott Hannan are currently a part of the coaching staff.

The addition of former NHL players has not only strengthened the programs' coaching staff, it has helped with the growth of the program. In recent years, the organization has seen a growing number of players at tryouts, greater retention of players, and more families coming to the rink. The core values brought to the program by the Sharks alumni has helped the program become one of the top in the country. It has strengthened the fabric of hockey culture in the Bay Area and led to rapid growth.

### NOTABLE ALUMNI

Along with boasting an impressive list of alumni who have played in the NCAA and various leagues around the world, the Jr. Sharks have developed numerous professional players. Notable alumni who played or are playing in NHL organizations include: Corbin McPherson (New Jersey), Jason Platt (Edmonton), Viktor Tikhonov (Arizona), Alec Martinez (Los Angeles), Brett Sutter (Los Angeles), Casey Wellman (Washington), Spencer Dillon (Florida), and Matt Tennyson (Buffalo).

### MOVING FORWARD

Registered USA Hockey players in the Pacific region have increased by over 240% since the San Jose Sharks entered the NHL in the early 90's. In fact, Solar4America Ice alone currently makes up 28% of USA Hockey registered hockey players in California. This type of growth is exciting but does present a unique set of challenges when trying to find ice time for more and more players each year. That's a good problem to have.

The true strength of a sustainable hockey community lies in the steady increase of new players each season, an asset the Jr. Sharks have been blessed with. Opportunities for expansion are always possible as long as demand is there. More families coming to the rink means demand is only expected to grow.

With numerous tournaments scheduled at Solar 4 America Ice, and alumni finding success, players realize they can progress to the next stage of their hockey career and stay in the Bay Area. Scouts at both the collegiate and professional level don't consider California to be "non-traditional" market anymore. The tradition is just beginning.





## RADIO/TV INFORMATION



### TELEVISION BROADCASTS

**NBC** Sports California, the home of "Authentic Bay Area Sports," is the Sharks exclusive regional cable television broadcast partner.

NBC will broadcast 76 of the team's games, with six games set to be broadcast nationally on NBC Sports Network.



Long-time play-by-play announcer Randy Hahn (@sharkvoice) will once again serve as the voice for NBC Sports California's broadcasts. The eight-time Regional Emmy Award winner will be accompanied by former Sharks forward Jamie Baker (@Bakes\_Jamie13). Drawing from his 10-year experience as a National Hockey League player, including three seasons with the Sharks (1993-96), Baker enters his fourth season as the Sharks television color analyst.

Returning for all Sharks home games this season is the "Inside The Glass" position on the Sharks bench, where Baker will provide viewers with an up-close-and-personal vantage point for Sharks broadcasts on NBC Sports California, bringing fans closer than ever to the action of Sharks hockey.

NBC Sports California's Sharks Pregame Live will lead viewers right to the drop of the puck with a breakdown of the day's matchup, insightful analysis, and interviews with Sharks coaches and players. Immediately following Sharks games on NBC Sports California, Sharks Postgame Live will provide in-depth game analysis, complete game highlights, a live look at Coach Peter DeBoer's press conference, interviews from the dressing room and player reaction and a preview of the next game. The shows will be anchored by 13-time Regional Emmy Award winner Brodie Brazil (@brodieNBCS) and 12-year NHL veteran Curtis Brown, with additional analysis provided by Randy Hahn, Jamie Baker and Bret Hedican (@BretHedican).

Each month of the 2017-18 NHL season, Sharks Central – a half-hour program hosted by Brodie Brazil – will give fans an inside look at the Sharks both on and off the ice. Visit [NBCSportsCalifornia.com](http://NBCSportsCalifornia.com) for air dates and times.

### RADIO BROADCASTS

On the radio dial at 98.5 FM KFOX and the Sharks Radio Network, veteran radio play-by-play announcer Dan Rusanowsky (@DanRusanowsky) will return for his 27th consecutive season as the "Voice of the Sharks." Hedican, the former Stanley Cup champion also returns, and will call the majority of the team's 82 games.



Sharks alumnus and Stanley Cup champion David Maley (@males8) will also join Rusanowsky on the Sharks radio network for select 2017-18 games.

All Sharks Radio Network game coverage begins with the popular 30-minute pre-game show, "Sharks Warm-Up," followed by another popular segment, "Coach's Chalkboard," and the game broadcast. Following the game, fans get a recap of the night's action on the "Sharks Extra" post-game show.

Affiliate stations bring Sharks radio action throughout Northern California, with a full list of schedules available at [www.sjsharksradio.net](http://www.sjsharksradio.net). Games are also available on SiriusXM satellite radio, smartphone apps such as the Sharks app, the KFOX app, TuneIn Radio, etc., and the Internet all season long.



## RADIO/TV INFORMATION

## 2017-18 SHARKS RADIO NETWORK

| STATION                            | CITY  |
|------------------------------------|---|
| KFOX 98.5 FM                       | San Jose-San Francisco-Oakland (flagship station) |
| KATA (1340 AM / 92.7 FM)           | Eureka-Arcata                                     |
| KESP (970 AM)                      | Modesto-Stockton                                  |
| KHTK (1140 AM / 105.1 HD3)         | Sacramento  |
| KFIG (ESPN 940 AM) / KFPT (790 AM) | Fresno-Clovis                                     |
| KRKC (1490 AM / 104.9 FM)          | King City   |
| KXBX (1270 AM/96.5 FM)             | Lakeport  |
| KVON (1440 AM)                     | Napa  |
| KION (1460 AM/101.1 FM)            | Monterey/Salinas/Santa Cruz                       |
| KKXS (96.1 FM)                     | Redding   |
| KRBQ (102.1 HD2)                   | SF Bay Area Alternate (KFOX)                      |
| sjsharks.com                       | Official Internet site of the San Jose Sharks     |
| SiriusXM                           | Official Satellite Radio Provider of the NHL      |



## RANDY HAHN

## TELEVISION PLAY-BY-PLAY BROADCASTER

Experienced broadcaster Randy Hahn provides Bay Area hockey fans with all the play-by-play action for Sharks games on NBC Sports California. Hahn, who enters his 25th full season with the club, served in the same capacity on selected telecasts during San Jose's first two seasons (1991-93). He was recognized at the Sharks 25th Anniversary Gala as one of five employees who has been with the organization since the team's inaugural season.

Hahn, who called his 1,500th National Hockey League game on Jan. 16, 2016 against Dallas, has captured eight Northern California Emmy Awards in the "On Camera Talent Play-by-Play" category.

Hahn was featured as the primary play-by-play voice on the hockey video game, NHL 2K11 and recently held a role in the Oscar-winning, Pixar motion picture, "Inside Out."

Hahn has more than 40 years of sports broadcast experience, including a unique first assignment when he was just 16 years old - calling the "paw-by-paw" action of a dog sled race in the Yukon Territory in 1974. He continues to be a versatile broadcaster, having done play-by-play on television and radio, anchoring radio sports shows and serving as television studio host for various sports programs. Hahn became the interim co-host of San Francisco CBS-5's "Evening Magazine" in February 2005, working alongside popular Bay Area personality Malou Nubla.

A native of Edmonton, Alberta, Hahn's other hockey broadcast experience came as studio host of Los Angeles Kings games on the Prime Ticket cable network before joining the Sharks. Early in his career, he was a member of the radio broadcast teams of both the Vancouver Canucks and Edmonton Oilers, in addition to performing various broadcast roles in those cities.

Hahn is also an experienced soccer announcer. He called matches on ABC and ESPN during the 1994 World Cup. From 1982-92, he was the play-by-play voice of the North American and Major Indoor Soccer League's San Diego Sockers. Hahn also announced the 1990 World Cup, the 1991 Women's World Cup and has called the action for USA National Team soccer games on SportsChannel and for Major League Soccer's Kansas City Wizards.

From 1991-94, Hahn was a studio anchor for SportsChannel Chicago's nightly highlight show and worked on broadcasts for collegiate basketball, baseball, volleyball and gymnastics. Hahn has been a play-by-play broadcaster for Arena Football League games on FSN.

In 1990, as a resident of San Jose, Hahn was instrumental in helping bring a NHL franchise to the Bay Area, serving as vice president of Pro Hockey San Jose - a grassroots, non-profit corporation formed for the purpose of attracting an NHL franchise to the new multi-purpose venue being built in downtown San Jose.

Hahn is actively involved in charity work in the Bay Area, especially with The American Cancer Society Silicon Valley, The First Tee of Tri Valley program, The Fallen Heroes, The Aubri Brown Club and the Have a Ball Foundation.



## JAMIE BAKER

### TELEVISION COLOR ANALYST

Former Sharks forward and NHL veteran Jamie Baker returns to the Sharks broadcast team for his 13th season in hockey, and fourth season as television color commentator. Drawing from his 10-year experience as a National Hockey League player, including three seasons with the Sharks (1993-96), Baker, who has occasionally filled in as the color commentator on Sharks television broadcasts in previous seasons, will tandem with and accentuate long-time television announcer Randy Hahn's play-by-play calls, explaining the finer details and insights of the game.

Baker will continue to appear on NBC Sports California's "Sharks Pregame Live" and "Sharks Postgame Live" programs. Baker's high-energy personality, enthusiasm and excellent knowledge of the NHL have greatly enhanced Sharks broadcasts over the past twelve seasons. In addition, his dedication to grassroots marketing has helped expand the ever-growing youth hockey population in the Bay Area.

Known for his speed, grit and tenacity as a player, Baker was always at his best when the game was on the line.

Following an outstanding college career at St. Lawrence University, Baker went on to play in parts of 10 NHL seasons, including three with the Sharks (1993-96). In 404 games with Quebec, Ottawa, San Jose and Toronto, he tallied 150 points (71 goals, 79 assists). Baker also appeared in 25 Stanley Cup Playoff games with the Sharks, posting nine points (five goals, four assists) and 42 penalty minutes.

Baker is still recognized for scoring one of the biggest goals in Sharks franchise history. As a member of the 1993-94 Sharks, a team just one year removed from an NHL-record 71 losses, the team posted the largest turnaround in NHL history the following season. The team improved by 58 points and earned a berth in the Stanley Cup Playoffs. As the No. 8 seed, San Jose drew the Presidents' Trophy-winning Detroit Red Wings. Baker scored the game-winning, series-clinching goal in Game 7 against Chris Osgood, allowing the Sharks to become the first eighth-seeded NHL team to defeat a No. 1 seed. The victory is also viewed by many as the "flash point" for turning San Jose into a hockey-passionate city.



## DAN RUSANOWSKY

### RADIO PLAY-BY-PLAY BROADCASTER

Veteran Radio Play-by-Play Announcer Dan Rusanowsky returns for his 27th consecutive season as the "Voice of the Sharks" on Classic Rock KFOX 98.5 FM and the multi-station Sharks Radio Network, which provides coverage of all games for hockey fans in Northern California and parts of Nevada and Oregon.

A 38-year veteran of hockey broadcasting at all levels, Rusanowsky is one of the club's most recognizable figures, both on-and-off the ice. He's responsible for producing all radio broadcasts, directs and administers the Sharks Radio Network, and oversees the relationship with flagship station KFOX 98.5 FM. A versatile performer, he also contributes to Sharks Magazine, the team's official game program, and sjsharks.com with regularly featured columns and broadcast reports. He appears regularly on KFOX, the flagship's sister station, 95.7 "The Game," and other regional stations to talk about the Sharks and the NHL.

An active, year-round member of the Bay Area broadcasting community, Rusanowsky's resume also includes television work. A motor racing enthusiast, he currently appears on Comcast SportsNet Bay Area's "Race Week" program with commentary on Formula One, IndyCar, NASCAR, and NHRA. He has joined the Indianapolis Motor Speedway Radio Network's live broadcast of the GoPro Indy Grand Prix of Sonoma and other races since 2011. He was a member of the San Jose Grand Prix's closed circuit track telecast team, covering Champ Car and all support series in front of more than 150,000 fans per year from 2005-07. He has called the action on San Jose Earthquakes soccer telecasts for Comcast SportsNet, and on KLIV 1590 and KNBR 1050. He was the TV voice of the now-defunct Continental Indoor Soccer League's San Jose Grizzlies and worked the "CISL Game of the Week" for Prime Network. He provided the call of Roller Hockey International telecasts, including the Oakland Skates and the 1995 Murphy Cup Champion San Jose Rhinos. He also makes regular appearances on Sharks television features.

Rusanowsky has served as a guest host on "95.7 The Game", KNBR 680 and 1050 AM, as well as the nationally syndicated "Sports Byline USA/Sports Overnight America" programs. He has brought his voice to radio and television commercials, video games, feature films and corporate video programs over the years. He hosted "Dan's Dugout" on Oakland Athletics radio broadcasts in 1993, and ventured back into the baseball world in the summer of 2005 with "Dan's Diamond Notes," a regular weekly segment which aired during KFOX's top-rated morning program.

Rusanowsky was injured in a serious automobile accident on Nov. 25, 2000, ending a continuous broadcast streak of regular season and playoff games at 774. He called his 1,900th Sharks regular season game on December 2, 2016 versus Montreal and has been behind the microphone for all 211 playoff games in Sharks history.



## DAN RUSANOWSKY CONTINUED

Born in Milford, Conn., Rusanowsky is one of a select few play-by-play announcers who have been tapped by NHL Radio to announce the "Game of the Week." He was on the broadcast team for NHL Radio's production of the 1997 NHL All-Star Game in San Jose and has presented feature work on the League's network broadcasts.

Along with his broadcasting duties, Rusanowsky makes numerous public speaking appearances in the community. He serves on the executive board of the Silicon Valley Monterey Bay Council, Boy Scouts of America and serves on the advisory boards for the Boys and Girls Clubs of Silicon Valley and Services for Brain Injury. As co-chair of the annual Ultimate Fantasy Hockey Playoffs Draft (through 2010), more than \$450,000 was raised to benefit the Foundation Fighting Blindness. He also works with many other community organizations and is an active member of the NHL Broadcaster's Association.

Before arriving in the Bay Area, Rusanowsky provided the radio play-by-play call for the American Hockey League's New Haven Nighthawks (1986-91) and was the voice of St. Lawrence University's NCAA Division I hockey program from 1979-86. He received a bachelor's degree at St. Lawrence and subsequently earned his M.B.A. at Clarkson University.

In 2013, Rusanowsky was inducted into the Bay Area Radio Hall of Fame in the sports category.



## BRET HEDICAN

### RADIO COLOR ANALYST

2006 Stanley Cup Winner and 17-year NHL veteran Bret Hedican enters his fourth season as the team's radio color analyst. Hedican will work alongside venerable play-by-play announcer Dan Rusanowsky, adding his well-respected analysis on the team's flagship station, 98.5 FM KFOX and the Sharks Radio Network.

Hedican joins the Sharks broadcast team full-time after spending the five seasons as a pre-game, post-game and analyst for NBC Sports California's coverage of Sharks hockey and "Inside the Glass" analyst for NBCSN. He will continue to appear on both shows throughout the season. Working with Rusanowsky, Hedican will provide expert, first-hand knowledge of the nuances and inner workings of the game.

Hedican also provided radio color commentary for Westwood One's coverage of the 2014 men's and women's Olympic hockey tournament in Sochi.

A respected and knowledgeable voice, Hedican was a defenseman in the National Hockey League for 17 seasons with the St. Louis Blues, Vancouver Canucks, Florida Panthers, Carolina Hurricanes and Anaheim Ducks spanning over 1,000 regular season games. He was a key member of the Carolina Hurricanes 2006 Stanley Cup-winning team, playing in all 25 playoff games and scoring 11 points. Bret has appeared in three Stanley Cup Finals, twice with Carolina and once with Vancouver.

Hedican is also a two-time member of the United States men's Olympic hockey team (1992, 2006). After a stellar collegiate career at St. Cloud State University, his number 24 was retired by the university in 2010 and he was enshrined into the school's Hall of Fame in 2017. Currently, he sits on the board of the Always Dream Foundation, where they inspire underserved children to reach for their dreams through innovative reading programs and by advancing the cause of early childhood literacy.



## DAVID MALEY

### RADIO COLOR ANALYST

David Maley, a Stanley Cup Champion and veteran of nine NHL seasons including two with San Jose, will provide color analysis for selected games during the 2017-18 season. Known during his playing career as a physical, hard-hitting forward, Maley has been a winner at every level of professional and amateur hockey. He was a Minnesota High School

State Champion and as a scholarship athlete at the University of Wisconsin, he was an important component to the Badgers team that would capture the 1983 NCAA Division I title.

In nine NHL seasons, Maley compiled 124 points (43 goals, 81 assists), 1,043 PIM and played in 466 NHL games with Montreal, New Jersey, Edmonton, San Jose and the New York Islanders. In addition, he appeared in 46 Stanley Cup Playoff games, winning Lord Stanley's cup in 1986 as a member of the Montreal Canadiens.

A huge proponent and supporter of youth hockey in the Bay Area, Maley founded Rollin' Ice at the Santa Clara County Fairgrounds in 1996, which became the Bay Area's premier inline hockey facility. He then opened Silver Creek Sportsplex, a multi-faceted sports and fitness destination featuring 240,000 square feet of state-of-the-art sports and fitness facilities. In 2008, he founded the Silver Creek Sportsplex Foundation, which assists families in need that are passionate about keeping their kids involved in sports and fitness activities.



### SHARKS PRIMARY BROADCASTERS THROUGH THE YEARS

**Jamie Baker** (radio color analyst, 2005-2014; television color analyst, 2014-present)

**Chris Collins** (radio color analyst, 1993-97)

**Randy Hahn** (television play-by-play, 1993-present)

**Bret Hedican** (radio color analyst, 2014-present)

**Dennis Hull** (radio and television color analyst, 1991-92)

**Steve Konroyd** (television color analyst, 1997-00)

**Dave Maley** (radio color analyst, 2015-present)

**Marty McSorley** (television color analyst, 2006-07)

**Drew Remenda** (radio color analyst, 1997-00; television color analyst, 2000-06 and 2007-2014)

**Dan Rusanowsky** (radio play-by-play, 1991-present)

**Joe Starkey** (television play-by-play, 1991-93)

**Pete Stemkowski** (television color analyst, 1993-97; radio color analyst, 2000-04)





## MEDIA INFORMATION

Scott Emmert  
Vice President, Media Relations and Broadcast  
O: 408-999-5713  
SEmmert@sharkssports.net

Joanna Schimmel  
Manager of Broadcasting and Media Relations  
O: 408-999-6842  
JSchimmel@sharkssports.net

Ben Guerrero  
Media Relations Manager  
O: 408-999-5711  
BGuerrero@sharkssports.net

Nick Carrillo  
Media Relations Coordinator  
O: 999-6829  
NCarrillo@sharkssports.net

**ACCESS:** The San Jose Sharks organization and Media Relations Department strive to make its players, coaches, management and other personnel available in a timely and responsible fashion to all accredited members of the media.

**PRACTICE LOCATIONS:** Nearly all Sharks practices and morning skates will be held at Solar4America Ice at San Jose, located at 1500 S. 10th Street (at the intersection of Alma). The Sharks skate on the facility's South Rink, which is located at the far right side of the facility. The South Rink has a media workroom accessible via the staircase at the top of the bleachers. All media are required to enter the media workroom through the entrance at the top of the bleachers. No one will be allowed entry through the Sharks offices. In addition, ALL media members wishing to cover the Sharks practices must either display a Sharks full season credential, or check in with the Sharks Media Relations Department upon arrival to receive a day pass. No media member without a pass will be granted access to the Sharks dressing rooms without displaying proper accreditation.

Visiting teams may skate at Solar4America Ice at San Jose or at SAP Center, depending on the availability of SAP Center. Visiting team typically practice on the North or East rink when skating at Solar4America Ice.

Unless notified otherwise, ALL morning skates take place at Solar4America Ice as well, and will follow the same access guidelines as above.

**INTERNET ACCESS: SAP CENTER AT SAN JOSE:** Our press box and press room have complimentary AT&T wireless and hardwired Ethernet high-speed Internet ports (for hardwire access, use Ethernet chords in press box, orange-colored ports in the press room). For wireless access, simply choose the SAP\_Center\_Media network and apply the password, Medi@123.

If you have any problems gaining access to the network, please let us know.

**SOLAR4AMERICA AT SAN JOSE:** Use the iceguest wireless network and the passcode of "stanleys." In the Sharks media work room at Sharks Ice, there are also hard-wired Ethernet cables for Internet access.

**MEDIA ENTRANCE:** The media entrance to SAP Center is through the 24-hour Security Entrance, located at the rear of SAP Center (on the corner of St. John Street and Montgomery Street), next to but not in the gated loading ramp.

**CREDENTIALS:** \*\*DUE TO NEW, ENHANCED SECURITY MEASURES, ALL MEDIA MUST WEAR A VALID CREDENTIAL WHEN ATTENDING ANY SHARKS PRACTICE, MORNING SKATE OR GAME AT SOLAR4AMERICA ICE AT SAN JOSE OR SAP CENTER AT SAN JOSE\*\*

Credentials will be delivered to the visiting team's media relations representative upon their arrival at SAP Center or can be picked up directly by requesting from one of the Sharks media relations staffers. In the event your team is playing back-to-back games, we will leave your passes at the media entrance (24-hour Security Entrance), located at the rear of SAP Center, next to (but not in) the loading ramp.

Media credentials will be placed at the media entrance (24-hour Security Entrance) shortly after delivery of visiting team credentials. Please contact Nick Carrillo (408-999-6842; ncarrillo@sharkssports.net) should credential requests change or special arrangements need to be made.

**PARKING:** Anyone requesting parking privileges should contact Nick Carrillo at ncarrillo@sharkssports.net. Media parking is in Lots A, B & C which are behind SAP Center. Once confirmed that you have been added to the SAP Center media parking list, just give your name to the gate attendant at either the Santa Clara Street or Julian Avenue entrances.

Parking has become extremely limited due to numerous city projects requiring the use of former employee parking. Therefore, parking space is extremely limited and may not be granted given the amount of requests received each game. Parking is typically \$25 and is cash only. If payment is an issue, please contact a member of the media relations staff and we will provide as much assistance as possible.

**GAME NOTES/STATISTICS/NEWS CLIPPINGS:** The Sharks Media Relations department will provide hard copy, up-to-date Game Notes, NHL statistics and press clippings at the morning skate in the press room. However, in an effort to reduce the amount of paper waste, we will only be printing a very limited number of hard copies at game time. All of these reports can be found electronically in PDF format on the Sharks Media Resources web page. In the event you absolutely need a hard copy during the game, please let one of us know and we will get them delivered to you.

**MORNING SKATE MEDIA ACCESS:** The Sharks, on most mornings, will go on the ice between 10 and 10:30 a.m. and typically skate no longer than 15-20 minutes. If there are specific players you need to speak with, we ask that you arrive at the Sharks dressing room NO LATER than 10 a.m. so that we can ensure they are available in the event the



## MEDIA INFORMATION

team has an optional skate. Please note that the majority of Sharks morning skates are optional. If you arrive after 10 a.m., we cannot guarantee that all players will still be in attendance.

The Sharks dressing room will open after the first player leaves the ice from the morning skate. Typically, Sharks Head Coach Peter DeBoer will address the media following all player access. In many cases, Peter DeBoer will speak BEFORE the Sharks morning skate. Again, media are asked to report to Solar4America Ice NO LATER than 10 a.m. in the event that DeBoer speaks first.

**PRE-GAME/IN-GAME TELEVISION INTERVIEW REQUESTS:**

All requests for a Sharks pre-tape or intermission interview, must be made before the conclusion of the Sharks morning skate so that we can ensure the availability of your guest. Your requests can be made in person at Solar4America Ice or through Ben Guerrero at [bguerrero@sharkssports.net](mailto:bguerrero@sharkssports.net). We encourage all requests to be made prior to morning skate in the event of an optional skate. In addition, if a media member needs access to the visiting team bench for a pre-game interview, you need to coordinate access to that location with Ben Guerrero AT LEAST 2.5 hours before puck drop.

**PREGAME MEDIA ACCESS:** Sharks players and coaches may be made available to credentialed members of the media two-and-a-half hours before game time, at SAP Center. For example, pregame media access for a 7:30 p.m. home game would likely be at 5 p.m. Media members who wish to utilize this media access window MUST contact the Sharks Media Relations Department in advance with their interview requests.

**POST-GAME MEDIA ACCESS:** The Sharks dressing room, in accordance with NHL policies, will open NO LATER than five minutes following the conclusion of the game. To reach the Sharks dressing room, proceed down the North elevator to the 1st floor. Upon exiting, walk down the hallway and turn right down the main corridor. Follow that corridor to the main entrance to the Sharks dressing room (large wooden door).

To access the visitor's dressing room, proceed down the North elevator to the 1st floor. Upon exiting, walk down the hallway and turn left. A SAP Center staff member will provide direction to on how to reach the visitor's dressing room entrance.

**OFFICIALS ROOM:** The officials' locker room is off-limits to the media. Should a comment or interpretation from the game's referee or NHL supervisor be needed, contact a member of the Sharks Media Relations Department and a pool reporter may be assigned.

**PHOTOGRAPHERS:** Only those photographers on assignment from a recognized, approved media outlet will be allowed access to designated photography locations at rink level and in overhead positions. Priority will be given to local dailies, wire service photographers and local TV crews (for non-televised games) and one ice-level photography position will be reserved for Sharks team photographers. Additional photography positions are determined on a priority basis as determined by the Sharks Media Relations director. In cases of increased photographer (i.e. playoffs) attendance, positions will be assigned by the Sharks Media Relations Department. In all cases, photographers should check in with a media relations representative in the press room before game time. Because of very limited photography locations and NHL Images regulations, it is not possible to accommodate freelance photographers.

**PRESS MEAL:** For a \$10 fee, a media meal will be served in the Press Room beginning 2 ½ hours prior to game time. The Press Room is located on the North side of SAP Center on Level 1, near the hallway to the visitor's dressing room. Dining room usage is limited to those presenting valid Sharks or NHL Team Management passes. It is impossible to accommodate family members, friends, guests or others. Any abuse of dining room privileges may cause forfeiture of a media pass. Limited refreshments are also available during intermissions as well as in the press box during games.

**PRESS BOX/BROADCAST LOCATIONS:** The press box and broadcast locations at SAP Center can be accessed by taking the North elevator (just outside the Press Room). Take the elevator to the 4th floor. Upon exiting, make an immediate left u-turn thru the white double doors. Open the single door on the right and proceed up two short flights of stairs, where you will enter the press box. Media seating charts will be posted in the press box.

**TELEPHONE SERVICE:** A limited number of telephones are available for media use in the press box. To get an outside line, dial "9."

**TV VIEWING/GAME REPLAYS:** A high-definition television should be viewable from any seat in the press box. HD TV's are also available to monitor the game in the Press Room should media choose to work there in the 3rd period. Anyone wishing to view a replay of an event during the game should visit the Sharks Media Relations Staff at center ice in the press box.

**POST-GAME INFORMATION:** Following the game, final copies of the "Game Summary" and "Event Summary" will be made available in the main press box and Press Room. We will also send you via e-mail our "Quick Notes" document recapping key details/notes from the game, along with quotes from home and visiting team players and coaches. Requests to be added to this email list can be made in person at SAP Center or through Nick Carrillo at [ncarrillo@sharkssports.net](mailto:ncarrillo@sharkssports.net).



If you have any questions or need further assistance, please don't hesitate to contact us.

Thanks and we look forward to working with you!



# SAN JOSE BARRACUDA

## 2017-18 MEDIA GUIDE





presented by BARRACUDA NETWORKS

## 2017-18 SCHEDULE

## OCTOBER

| SUN              | MON | TUE | WED | THU | FRI             | SAT               |
|------------------|-----|-----|-----|-----|-----------------|-------------------|
| 1                | 2   | 3   | 4   | 5   | 6               | 7 STK<br>6:00PM   |
| 8                | 9   | 10  | 11  | 12  | 13 GR<br>7:00PM | 14 SA<br>1:15PM   |
| 15               | 16  | 17  | 18  | 19  | 20              | 21 CLE<br>10:00AM |
| 22 CLE<br>2:00PM | 23  | 24  | 25  | 26  | 27 SA<br>5:30PM | 28 TEX<br>5:00PM  |
| 29               | 30  | 31  |     |     |                 |                   |

## NOVEMBER

| SUN              | MON | TUE | WED             | THU | FRI              | SAT              |
|------------------|-----|-----|-----------------|-----|------------------|------------------|
|                  |     |     | 1 ONT<br>7:00PM | 2   | 3                | 4                |
| 5 TEX<br>5:00PM  | 6   | 7   | 8               | 9   | 10               | 11 MB<br>1:15PM  |
| 12 MB<br>3:00PM  | 13  | 14  | 15              | 16  | 17               | 18 ONT<br>1:15PM |
| 19 ONT<br>3:00PM | 20  | 21  | 22 SA<br>7:00PM | 23  | 24 ONT<br>7:00PM | 25               |
| 26 SD<br>3:00PM  | 27  | 28  | 29              | 30  |                  |                  |

## DECEMBER

| SUN              | MON | TUE              | WED              | THU              | FRI              | SAT              |
|------------------|-----|------------------|------------------|------------------|------------------|------------------|
|                  |     |                  |                  |                  | 1                | 2                |
| 3 BAK<br>5:00PM  | 4   | 5                | 6 STK<br>7:00PM  | 7                | 8 TUC<br>7:00PM  | 9                |
| 10               | 11  | 12 TUC<br>6:05PM | 13 TUC<br>6:05PM | 14               | 15               | 16 BAK<br>7:00PM |
| 17 BAK<br>3:00PM | 18  | 19               | 20               | 21 BAK<br>6:30PM | 22 TEX<br>7:00PM | 23               |
| 24               | 25  | 26               | 27               | 28 STK<br>1:15PM | 29               | 30 MB<br>12:00PM |
| 31 MB<br>12:00PM |     |                  |                  |                  |                  |                  |

HOME

AWAY

DATES AND TIMES ARE SUBJECT TO CHANGE

GET TICKETS AT  
[SJBARRACUDA.COM/TICKETS](http://SJBARRACUDA.COM/TICKETS)



## JANUARY

| SUN | MON              | TUE              | WED              | THU             | FRI              | SAT             |
|-----|------------------|------------------|------------------|-----------------|------------------|-----------------|
|     | 1                | 2                | 3                | 4               | 5 SD<br>7:00PM   | 6 SD<br>7:00PM  |
| 7   | 8                | 9 SA<br>7:00PM   | 10               | 11              | 12 ROC<br>7:00PM | 13              |
| 14  | 15 BAK<br>1:15PM | 16               | 17 STK<br>7:00PM | 18              | 19 SD<br>7:00PM  | 20 SD<br>7:00PM |
| 21  | 22               | 23 TEX<br>5:30PM | 24               | 25 SA<br>5:00PM | 26               | 27 SA<br>5:00PM |
| 28  | 29               | 30               | 31               |                 |                  |                 |

## FEBRUARY

| SUN              | MON             | TUE | WED              | THU | FRI              | SAT              |
|------------------|-----------------|-----|------------------|-----|------------------|------------------|
|                  |                 |     |                  | 1   | 2 STK<br>7:00PM  | 3 STK<br>7:00PM  |
| 4                | 5 TUC<br>7:00PM | 6   | 7                | 8   | 9                | 10 SD<br>1:15PM  |
| 11 SD<br>12:00PM | 12              | 13  | 14 TUC<br>7:00PM | 15  | 16 STK<br>7:00PM | 17 STK<br>1:15PM |
| 18               | 19              | 20  | 21 ONT<br>7:00PM | 22  | 23 BAK<br>7:00PM | 24               |
| 25               | 26              | 27  | 28 STK<br>7:00PM |     |                  |                  |

## MARCH

| SUN              | MON | TUE              | WED              | THU | FRI              | SAT              |
|------------------|-----|------------------|------------------|-----|------------------|------------------|
|                  |     |                  |                  | 1   | 2 BAK<br>7:00PM  | 3                |
| 4 ONT<br>12:00PM | 5   | 6                | 7                | 8   | 9 CLE<br>7:00PM  | 10 CLE<br>5:30PM |
| 11               | 12  | 13               | 14               | 15  | 16 BAK<br>7:00PM | 17               |
| 18 ONT<br>3:00PM | 19  | 20 TUC<br>7:05PM | 21 TUC<br>7:05PM | 22  | 23               | 24 ONT<br>5:30PM |
| 25 TUC<br>3:00PM | 26  | 27               | 28               | 29  | 30 GR<br>4:00PM  | 31 ROC<br>4:00PM |

## APRIL

| SUN | MON | TUE | WED              | THU | FRI              | SAT              |
|-----|-----|-----|------------------|-----|------------------|------------------|
| 1   | 2   | 3   | 4 SD<br>7:00PM   | 5   | 6 STK<br>7:00PM  | 7 STK<br>1:15PM  |
| 8   | 9   | 10  | 11 BAK<br>6:30PM | 12  | 13 BAK<br>7:00PM | 14 STK<br>6:00PM |
| 15  | 16  | 17  | 18               | 19  | 20               | 21               |
| 22  | 23  | 24  | 25               | 26  | 27               | 28               |
| 29  | 30  |     |                  |     |                  |                  |



## SAN JOSE BARRACUDA FRONT OFFICE



### SAP Center

525 West Santa Clara Street  
San Jose, CA 95113  
(408) 287-7070; (800) 366-4423  
SJBARRACUDA.COM  
FACEBOOK.COM/SJBARRACUDA  
TWITTER: @SJBARRACUDA

SAN JOSE BARRACUDA

### EXECUTIVE STAFF

Governor..... John Tortora  
Vice President/Alternate Governor..... Jon Gustafson

### HOCKEY OPERATIONS

General Manager & Alternate Governor..... Joe Will  
Head Coach..... Roy Sommer  
Assistant Coach..... Ryan Mouglen  
Video Coach and Hockey Operations Coordinator..... Nick Gialdini  
Pro Scouting Analyst..... Charlie Townsend  
Development Coach (Defenseemen)..... Bryan Marchment  
Development Coach (Forwards)..... Mike Ricci  
Development Coach (Goalies)..... Evgeni Nabokov  
Development Coach..... Dirk Graham  
Development Coach..... Niklas Sundstrom  
Head Athletic Trainer..... Quentin Higgins  
Head Equipment Manager..... Adam Dexter  
Assistant Equipment Manager..... Mike Murphy  
Strength and Conditioning Coordinator..... Marcello Martinelli

### BUSINESS OPERATIONS

Game Presentation Manager..... Daniel Bell  
Media Relations & Broadcasting Manager..... Nick Nollenberger  
Marketing and Community Relations Coordinator..... Joey Goldstein  
Sales Manager, Corporate Partnerships..... Riley Danford  
Service Manager, Corporate Sales..... Seth Dewitt





## BARRACUDA FRONT OFFICE

**JON GUSTAFSON****VICE PRESIDENT, SHARKS ICE LLC, SHARKS MINOR HOLDINGS (SAN JOSE BARRACUDA) & SSE MERCHANDISE**

**J**on Gustafson enters his sixth season as Vice President of Sharks Ice and the San Jose Barracuda.

In his role, Gustafson oversees all business operations for the San Jose Barracuda of the American Hockey League, including ticket sales, marketing, corporate partnerships, public and community relations, and serves as San Jose's Governor for the AHL. Jon also sits on the executive committee for the American Hockey League.

He is also responsible for overseeing all areas of operation for the Sharks family of ice rinks, including Solar4America Ice at San Jose, Solar4America Ice at Fremont and the Oakland Ice Center.

In addition, he is responsible for the merchandise operations for all of SSE's properties, including the San Jose Sharks, San Jose Barracuda and Sharks practice facilities.

Since 2000, Gustafson, 49, has served as Vice President and General Manager of the family of Sharks Ice rinks. Under his leadership, the operation has grown from one facility with two ice sheets to three facilities with seven ice sheets and increased revenues ten-fold. In June of 2013, the Jr. Sharks youth ice hockey program, which was founded by Gustafson and operates out of Solar4America Ice at San Jose, was named as a USA Hockey Model Program, one of only a handful of programs in the U.S. to receive the honor.

Gustafson, who serves on the board of directors for USA Hockey, works closely with organizations such as USA Hockey, USHL, NAHL, ISI and USF to bring national and world hockey events to San Jose. In April of 2016, Solar4America Ice hosted the 2016 USA Hockey Boys Tier 1 U-16 and U-18 National Championships, the latest in a long line of national events to select the facility as the home for their events. In 2009, Gustafson was named the International Ice Skating Institute's "Facility Operator of the Year."

From 1996-1999, Gustafson served as general manager and vice president of operations for the San Jose Rhinos of Roller Hockey International (RHI). The team, which played their home games at SAP Center at San Jose, won the Murphy Cup as league champions in 1995 and Gustafson was named RHI "Executive of the Year" in 1999.

A former goaltender, Gustafson spent five seasons playing with various teams in the AHL, ECHL, CHL, WCHL and IHL. On April 15, 1992, he dressed as the back-up goaltender to Grant Fuhr for the Toronto Maple Leafs at Maple Leaf Gardens in a 4-2 win over the New York Rangers. The Fort Frances, Ontario native also played collegiately for four seasons at Colorado College.

## BARRACUDA HOCKEY OPERATIONS

**ROY SOMMER****HEAD COACH**

**T**he Oakland native returns for his 20th season behind the bench of San Jose's top development affiliate and his 22nd season overall with the Sharks organization. In his 19 seasons as head coach, Sommer has compiled a 691-605-48-72-65 (W-L-T-OTL-SOL) record in the regular season and has reached the postseason ten times, including a Conference Finals birth in 2017, the first of his career.

The San Jose Sharks dressed 20 players during the 2016-17 season that developed under Sommer's tutelage. In fact, 43 players have made their NHL debuts with the Sharks over the last 11 seasons — including Kevin Labanc, Timo Meier, Justin Braun, Chris Tierney, Dylan DeMelo, and Melker Karlsson.

In 2016-17, Roy turned in arguably his best coaching performance of his illustrious career behind the bench. The 60-year-old guided one of the AHL's youngest rosters to a Conference Finals appearance along with a regular-season Conference Championship and the league's longest winning streak (14), culminating in his first Louis A.R. Pieri Memorial Award as the AHL's Outstanding Coach of the Year.

In 2015-16, Sommer picked up record breaking win 637 to surpass Fred "Bun" Cook (636 wins) for the most wins in AHL history in 4-2 win over the Ontario Reign on February 10, 2016 at the SAP Center at San Jose. He also surpassed Frank Mathers (1,256 games coached) for the most games coached in AHL history on March 26, 2014 in Worcester's 5-3 victory in Lewiston, ME over the Portland Pirates. Sommer has coached 1,412 AHL games — all with the SJ Sharks AHL affiliates. In total, he has coached 1,746 total games in the AHL and ECHL.

In 2011-12, Roy became just the 4th head coach in AHL history to reach the 500 wins plateau after a 3-2 shootout victory at Hershey on February 11, 2012.



In 2010-11, Sommer became just the 4th head coach in AHL history to reach the 1,000 games plateau after a 3-1 victory at Springfield on January 14, 2011 and seven players made their NHL debut with the San Jose Sharks.

In 2009-10, Sommer led Worcester to a franchise record 49 wins and captured the regular season Atlantic Division title. He won his 400th game as an AHL head coach after a 4-1 victory over Springfield at the DCU Center on Nov. 1, 2009.

As head coach for San Jose's top development team, Sommer has coached more than 95 players who've spent time in the National Hockey League, including forward Logan Couture, who was named the 2010-11 PlayStation "Sharks Rookie of the Year."

Sommer, 60, began coaching San Jose's top development affiliates in 1998-99 with the AHL's Kentucky Thoroughblades. He coached the T-Blades for three seasons before San Jose relocated their AHL team to Cleveland.

In his first season with Kentucky, the Thoroughblades registered franchise records for most regular season wins (44), most road wins (21) and total points (98) in a season while posting the AHL's fifth-best record. This success came despite having 17 players promoted to the NHL during the season.

From 1999-2001, Sommer's club went 84-50-21-5 to capture two consecutive Mid-Atlantic Division titles and went to the Calder Cup Playoffs each season. Sommer's success was recognized during the 1999-00 season with his selection as the head coach for the Canadian All-Star Team, where his squad topped PlanetUSA, 8-3. Before being named head coach of the Thoroughblades in 1998, Sommer spent two seasons (1996-98) as an assistant coach with the San Jose Sharks. With San Jose, Sommer was responsible for pre-scouting upcoming opponents for their offensive and defensive tendencies, line combinations and special teams tactics. In addition, he assisted in running practices and provided special on-ice extended workouts with scratched players and those rehabilitating injuries.

Before Sommer joined San Jose, he was head coach of the ECHL's Richmond Renegades from 1991-96 and was named 1995-96 Coach of the Year after leading his team to a league best 46-11-13 mark and a league record 105 points in capturing the Brabham Cup (best regular season record). Sommer led the Renegades to the Riley Cup (league championship) in 1994-95 after posting a 41-20-7 regular season record. In addition, he served as head coach of the ECHL's East All-Star Team in 1994-95 and the North All-Star Team in 1995-96.

Sommer's additional ice hockey coaching experience includes assistant coaching stints with the Albany Choppers and Muskegon Lumberjacks of the International Hockey League and working with USA Hockey as an assistant coach at several evaluation camps for 16- and 17-year-old players.

In 1998, he served as head coach and general manager for the silver-medal winning Team USA (4-1-0 record) at the International Ice Hockey Federation In-Line Hockey World Championships in Anaheim. Sommer's squads won gold medals in each of the first two tournaments (1996 in St. Paul, Minn. and 1997 in Anaheim) and posted undefeated records each year. His three-year coaching mark at this prestigious tournament stands at 17-1-0.

The former Bay Area youth hockey player coached Roller Hockey International's San Jose Rhinos for three seasons (1994-96), including capturing the Murphy Cup (league championship) in 1995. In addition, Sommer served as head coach for RHI's 1996 Western Conference All-Star Team.

Before stepping behind the bench, Sommer played nine seasons of professional ice hockey. A sixth round selection by the Toronto Maple Leafs in 1977, Sommer played in the Leafs system as well as those of the St. Louis Blues, Edmonton Oilers, New Jersey Devils and Pittsburgh Penguins. The highlight of Sommer's NHL career came during the 1980-81 season when, as a teammate of Wayne Gretzky, Sommer scored a goal in his NHL debut with the Edmonton Oilers.

Sommer was captain of the Wichita Wind from 1980-83 and again with Muskegon in 1986-87. Sommer, who played left wing and center, was a member of the AHL Calder Cup Champion Maine Mariners in 1983-84 and helped lead Muskegon to the 1985-86 IHL title (Turner Cup). He played his junior hockey for the Spruce Grove Mets, which won the 1975 Centennial Cup, and for the Calgary Centennials. Sommer was a member of the United States National Team at the World Junior Championships in 1976-77.

Sommer resides in San Jose, CA. with his wife Melissa and their three children: Marley, Castan and Kira.



## ALL-TIME AMERICAN HOCKEY LEAGUE COACHING WINS

|                    | 1998-current | 19th season | 1,480GP | 691 WINS |
|--------------------|--------------|-------------|---------|----------|
| 1. Roy Sommer      | 1937-56      | 19 seasons  | 1,171GP | 636 WINS |
| 2. Fred "Bun" Cook | 1956-85      | 18 seasons  | 1,256GP | 610 WINS |
| 3. Frank Mathers   | 1981-2009    | 16 seasons  | 1,125GP | 589 WINS |
| 4. John Paddock    |              |             |         |          |



## BARRACUDA HOCKEY OPERATIONS

**RYAN MOUGENEL****ASSISTANT COACH**

Ryan Mougengel enters his fourth season as assistant coach for the San Jose's top affiliate, his third with the San Jose Barracuda. Mougengel will play an integral role in assisting Head Coach Roy Sommer in all coaching duties including video breakdown, player assessment and scouting.

Mougengel joined the Sharks organization in 2014-15 after spending the 2013-14 season as the assistant coach of the Hershey Bears. Before Hershey, he had a four-year stint as head coach of the ECHL's Las Vegas Wranglers and posted a 151-111-10-16 record which included appearances in the Kelly Cup playoffs during all four seasons from 2009 to 2013, including the 2012 Western Conference championship.

The native of Scarborough, Ontario last playing action came during the 2002-03 season, when he posted 35 points (15-20-35) in 53 games with the ECHL's Atlantic City Boardwalk Bullies where he captured the 2003 Kelly Cup championship. In 180 regular-season games with ECHL Hampton Roads, Chesapeake, Jackson and Atlantic City from 1997- 2003, Mougengel totaled 105 points (46 goals, 59 assists) and 271 penalty minutes. He also played 95 games in the former International Hockey League with the Quebec Rafales and Cleveland Lumberjacks, and played 20 games in the AHL with the Rochester Americans in the 1999-2000 season.

The 40-year-old played junior hockey with Owen Sound (OHL) and Kitchener (OHL) and currently resides in San Jose, CA. with his wife Kimberly and daughters Reese and Sloane.

**NICK GIALDINI****VIDEO COACH AND HOCKEY OPERATIONS ASSISTANT**

Nick Gialdini enters his second season as video coach for the Barracuda after spending the previous three seasons assisting the Sharks scouting department in various capacities.

Gialdini joined the Sharks organization after playing hockey in the Jr. Sharks youth hockey system. He spent nine years as a youth hockey coach, most recently with the Jr. Sharks 18AAA team, and has served as high school hockey coordinator for four years at Sharks Ice at San Jose.

Gialdini, a San Jose native, graduated from San Jose State University in 2016 where he played one season of club hockey, appearing in the ACHA Division 2 National Championships.

**ADAM DEXTER****HEAD EQUIPMENT MANAGER**

Adam Dexter enters his second season as head equipment manager for the Barracuda. He spent the previous four seasons with the Orlando Solar Bears of the ECHL.

Dexter began his career as head equipment manager with the University of Alaska, Anchorage men's ice hockey team from 2003-2005. He then spent five years as assistant equipment manager with stints in the ECHL and Central Hockey League prior to joining the Adirondack Phantoms, the then Philadelphia Flyers AHL affiliate.

Dexter hails from Anchorage, Alaska and has over 800 games of pro experience including a stint with the Philadelphia Flyers organization. The bachelor enjoys the outdoors, fly-fishing, golf, and spends his off-season at his cabin in Alaska.





## BARRACUDA HOCKEY OPERATIONS

**MIKE MURPHY****ASSISTANT EQUIPMENT MANAGER**

Mike Murphy begins his first season as assistant equipment manager of the San Jose Barracuda. Murphy spent the previous season with the Macon Mayhem of the Southern Professional Hockey League (SPHL).

Murphy has a degree in Sports Management from the University of New England and a Master's Degree in Sports Administration from Canisius College.

While at Canisius (NCAA DI), Murphy was the hockey teams head equipment manager for a pair of seasons (2014-16) in a Graduate Assistantship role. In 2015-16, Mike also worked for the Buffalo Beauts of the National Women's Hockey League (NWHL) during the league's inaugural season.

Prior to his time at Canisius, Murphy spent one season at American International College (NCAA DI) as the hockey teams head equipment manager after earning his undergrad from the University of New England where he began his career while in school.

**QUENTIN HIGGINS****HEAD ATHLETIC TRAINER**

Quentin Higgins returns for his second season as the Head Athletic Trainer for the San Jose Barracuda. He spent the previous two seasons as the head athletic trainer for the Atlanta Gladiators of the ECHL.

Quentin's previous pro hockey experience also includes being an Athletic Trainer and Strength Coach for the Las Vegas Wranglers of the ECHL, and Head Athletic Trainer for the Norfolk Admirals of the AHL. Quentin has also served as a Strength and Conditioning Coach at Colgate University along with interning as a Strength Coach at University of Iowa.

Originally from Nashville, TN, Higgins played for Metro Jets of the CSHL, Thornhill Rattlers of the OJHL, and Springfield Spirit of the NAHL. Higgins received his bachelor's degree in Strength and Conditioning from the University of Findlay and his master's degree from Weber State in Athletic Training and is a certified strength coach.

**MARCELLO MARTINELLI****STRENGTH AND CONDITIONING COORDINATOR**

Marcello Martinelli returns for his second season as strength and conditioning coordinator for the Barracuda after spending the previous three seasons as the strength and conditioning coordinator at Golden Valley High School and assisting Mike Potenza and the Sharks strength and conditioning department in various capacities.

Prior to joining the Sharks, Marcello worked as an intern for the Stanford Sports Performance department in 2011. He also worked as a sports performance coach for Velocity Sports Performance in San Diego, CA from 2012-2013.

The Merced, CA native graduated from Fresno State University with a degree in kinesiology in 2010. He currently resides in Morgan Hill, CA with his wife.

**MARLEY SOMMER****LOCKER ROOM ATTENDANT**

Marley "Moe" Sommer returns for his third season as the locker room attendant for the San Jose Barracuda after spending the last several years with the San Jose Barracuda/Worcester Sharks equipment staff in various capacities. Sommer has also assisted the equipment staff for the Shrewsbury, MA High School men's hockey and football teams.

Sommer, a 26-year-old native of Minot, ND has sung the national anthem prior to a Worcester Sharks game and enjoys watching all sports while eating gummy bears.



## RADIO / TV

**NICK NOLLENBERGER**

Media Relations and Broadcasting Manager

Nick Nollenberger returns for his second season as the media relations and broadcasting manager for the Sharks top affiliate.

A 10-year San Jose Jr. Sharks alum, Nollenberger spent the previous season as the Director of Broadcast and Media Relations for the Odessa Jackalopes of the North American

Hockey League (NAHL).

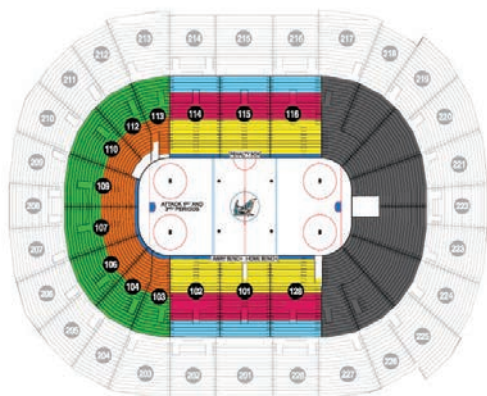
Before Odessa, Nick served as the Assistant Director of Broadcast and Media Relations for one season with the Kannapolis Intimidators, Class 'A' affiliate of the Chicago White Sox.

The Santa Cruz, CA native graduated from the University of Arizona in 2014, earning a degree in Broadcast Journalism. While at the U of A, Nick served as the radio voice for the school's hockey team for three seasons.

Nick will broadcast all Barracuda games on [ahive.com](http://ahive.com), the San Jose Sharks mobile app, [SJBarracuda.com](http://SJBarracuda.com), and a majority on the flagship radio station of the Barracuda, AM 1220 KDOW and its sister station, 860 AM KTRB.



## SEATING MAP

**LOCATION**

- GLASS
- VIP SIDELINE
- PREMIUM SIDELINE
- PREMIUM LOWER
- RESERVED SIDELINE
- GENERAL ADMISSION



## IN THE COMMUNITY

The San Jose Barracuda raised over \$165,000 for various charitable causes throughout the Santa Clara County community during the 2016-17 season. Some of the highlights included:

**COLLECTION DRIVES** - At various times throughout the season, the Barracuda held eight different collection drives prior to games. Fans were encouraged to bring items that corresponded to the drive for that day and all who donated were entered to win prizes during the game. Thanks to the fans, the Barracuda were able to provide food, clothing, school supplies, military care packages, and more to those in need.

**GIFTS AND GOALS** - Barracuda player toy drive. In its second season, Barracuda goaltender Troy Grosenick rallied his teammates to participate by purchasing toys for children from School Health Clinics of Santa Clara County. Through this event, Barracuda players treated several families to a hockey game and over \$3,000 worth of toys.

Over \$11,000 was raised for the Veterans Tickets Foundation during California Flag Day on February 12th. This was the most successful specialty jersey of the six worn by the Barracuda during the season.

The Barracuda hosted many other fundraisers for several local groups including: Operation: Troop Outreach, Canary Challenge, Salvation Army, the Junior Sharks organization and many others.

To close out the 2016-17 season, goaltender Troy Grosenick was named Man of the Year for the San Jose Barracuda. Each season, every AHL team nominates one player who demonstrates the greatest commitment to charitable organizations and his community throughout the year. The AHL then picks one winner to receive the Yanick Dupre Memorial Award, which was won by Barracuda forward Ryan Carpenter during the 2015-16 season.

Additionally, Barracuda players, staff and Frenzy made over 250 community appearances to schools, hospitals, hockey rinks, and special events throughout San Jose and greater Santa Clara County.

## COMMUNITY PROGRAMS

### BARRACUDA MATH CLASS

Barracuda Math Class now enters its third season in local schools throughout Santa Clara County. The program teaches students about the game of hockey while allowing them to simultaneously practice their everyday math skills. To date, Barracuda players and Frenzy have visited over 5,500 students in over 200 classrooms at 50 different schools. At each visit, students receive a school kit with supplies for the year, an autographed photo and a ticket to a future Barracuda game.



## IN THE COMMUNITY

### **HOCKEY 101**

Constructed with the help of Ryan Carpenter, Hockey 101 is an assembly based program that brings Barracuda players and staff to schools and youth sports organizations throughout Santa Clara County to promote the game of hockey. Through this program, children get hands on hockey experience where they learn some of hockey's fundamental skills including shooting, passing and stickhandling.

### **'CUDA KIDS CLUB**

The 'Cuda Kids Club is an exclusive program for Barracuda fans ages 12 and under. For just \$10, fans can sign up and receive a number of amazing benefits. This season, Kids Club members will receive a personalized member card, a Barracuda t-shirt, free tickets to future Barracuda games and invites to a number of Kids Club only events. The first 750 members who sign up for the 'Cuda Kids Club this season will also receive a limited edition Barracuda bobblehead.



## SAP CENTER AT SAN JOSE

The San Jose Barracuda will once again call SAP Center home for all 34 regular season home games during the 2017-18 season following the most successful campaign for a Sharks AHL affiliate in club history. The SAP Center at San Jose continues to be recognized as the biggest success story in the revitalization of downtown San Jose. For two decades, the facility, with its distinctive 10-story glass pyramid entry and unique stainless steel façade, has been the "place to be and be seen" in the South Bay. Located in the heart of Silicon Valley, SAP Center is an exemplification of the architectural excellence and technological innovation that defines the area. The SAP Center is also the home for the San Jose Sharks.





## 2017-18 AMERICAN HOCKEY LEAGUE DIVISION ALIGNMENT

### EASTERN CONFERENCE

#### ATLANTIC DIVISION



Hartford Wolf Pack (NYR)



Springfield Thunderbirds (FLA)



Lehigh Valley Phantoms (PHI)



Charlotte Checkers (CAR)



Providence Bruins (BOS)



Wilkes-Barre/Scranton Penguins (PIT)



Bridgeport Sound Tigers (NYI)



Hershey Bears (WSH)

#### NORTH DIVISION



Rochester Americans (BUF)



Belleville Senators (OTT)



Toronto Marlies (TOR)



Laval Rocket (MTL)



Syracuse Crunch (TBL)



Utica Comets (VAN)



Binghamton Devils (NJD)

### WESTERN CONFERENCE

#### CENTRAL DIVISION



Rockford IceHogs (CHI)



Milwaukee Admirals (NSH)



Iowa Wild (MIN)



Chicago Wolves (STL/VGK)



Manitoba Moose (WPG)



Cleveland Monsters (CBJ)



Grand Rapids Griffins (DET)

#### PACIFIC DIVISION



Texas Stars (DAL)



San Antonio Rampage (COL)



San Diego Gulls (ANA)



San Jose Barracuda (SJS)



Ontario Reign (LAK)



Stockton Heat (CGY)



Bakersfield Condors (EDM)



Tucson Roadrunners (ARI)





# SAN JOSE SHARKS AFFILIATE HISTORY



**KANSAS CITY BLADES**  
**(IHL) 1991-1996**



**KENTUCKY  
THOROUGHBLADES**  
**(AHL) 1996-2001**



**CLEVELAND BARONS**  
**(AHL) 2001-2006**



**WORCESTER SHARKS**  
**(AHL) 2006-2015**



**SAN JOSE BARRACUDA**  
**(AHL) 2015-PRESENT**



## 2016-17 AHL STANDINGS

## EASTERN CONFERENCE

| RANK ATLANTIC         | GP | W  | L  | OTL | SOL | PTS | PCT   | GF  | GA  | PIM  |
|-----------------------|----|----|----|-----|-----|-----|-------|-----|-----|------|
| 1 y Wilkes-Barre      | 76 | 51 | 20 | 3   | 2   | 107 | 0.704 | 247 | 170 | 1029 |
| 2 x Lehigh Valley     | 76 | 48 | 23 | 5   | 0   | 101 | 0.664 | 260 | 219 | 956  |
| 3 x Hershey           | 76 | 43 | 22 | 8   | 3   | 97  | 0.638 | 252 | 211 | 1071 |
| 4 x Providence        | 76 | 43 | 23 | 6   | 4   | 96  | 0.632 | 229 | 188 | 879  |
| 5 Bridgeport          | 76 | 44 | 28 | 3   | 1   | 92  | 0.605 | 220 | 212 | 1088 |
| 6 Springfield         | 76 | 32 | 33 | 9   | 2   | 75  | 0.493 | 197 | 206 | 1153 |
| 7 Hartford            | 76 | 24 | 46 | 4   | 2   | 54  | 0.335 | 194 | 280 | 889  |
| 8 Springfield Falcons | 76 | 26 | 42 | 3   | 5   | 60  | 0.395 | 194 | 265 | 1050 |

| RANK EAST    | GP | W  | L  | OTL | SOL | PTS | PCT   | GF  | GA  | PIM  |
|--------------|----|----|----|-----|-----|-----|-------|-----|-----|------|
| 1 y Syracuse | 76 | 38 | 24 | 7   | 7   | 90  | 0.592 | 232 | 227 | 1371 |
| 2 x Toronto  | 76 | 42 | 29 | 4   | 1   | 89  | 0.586 | 245 | 207 | 1084 |
| 3 Albany     | 76 | 39 | 32 | 2   | 3   | 83  | 0.546 | 204 | 206 | 1147 |
| 4 St. John's | 76 | 36 | 30 | 8   | 2   | 82  | 0.539 | 216 | 220 | 1162 |
| 5 Utica      | 76 | 35 | 32 | 7   | 2   | 79  | 0.5   | 195 | 220 | 916  |
| 6 Rochester  | 76 | 32 | 41 | 0   | 3   | 67  | 0.441 | 205 | 240 | 858  |
| 7 Binghamton | 76 | 28 | 44 | 2   | 2   | 60  | 0.395 | 190 | 266 | 944  |

## WESTERN CONFERENCE

| RANK CENTRAL     | GP | W  | L  | OTL | SOL | PTS | PCT   | GF  | GA  | PIM  |
|------------------|----|----|----|-----|-----|-----|-------|-----|-----|------|
| 1 y Chicago      | 76 | 44 | 19 | 8   | 5   | 101 | 0.664 | 251 | 200 | 947  |
| 2 x Grand Rapids | 76 | 47 | 23 | 1   | 5   | 100 | 0.658 | 251 | 190 | 845  |
| 3 x Milwaukee    | 76 | 43 | 26 | 4   | 3   | 93  | 0.612 | 225 | 215 | 1195 |
| 4 x Charlotte    | 76 | 39 | 29 | 7   | 1   | 86  | 0.566 | 212 | 208 | 827  |
| 5 Cleveland      | 76 | 39 | 29 | 4   | 4   | 86  | 0.566 | 195 | 198 | 1028 |
| 6 Iowa           | 76 | 36 | 31 | 7   | 2   | 81  | 0.533 | 182 | 196 | 834  |
| 7 Manitoba       | 76 | 29 | 37 | 5   | 5   | 68  | 0.447 | 197 | 242 | 1113 |
| 8 Rockford       | 76 | 25 | 39 | 9   | 3   | 62  | 0.408 | 175 | 246 | 973  |

| RANK PACIFIC  | GP | W  | L  | OTL | SOL | PTS | PCT   | GF  | GA  | PIM  |
|---------------|----|----|----|-----|-----|-----|-------|-----|-----|------|
| 1 y San Jose  | 68 | 43 | 16 | 4   | 5   | 95  | 0.699 | 232 | 176 | 1051 |
| 2 x San Diego | 68 | 43 | 20 | 3   | 2   | 91  | 0.669 | 221 | 178 | 1002 |
| 3 x Ontario   | 68 | 36 | 21 | 10  | 1   | 83  | 0.61  | 199 | 190 | 986  |
| 4 x Stockton  | 68 | 34 | 25 | 7   | 2   | 77  | 0.566 | 212 | 192 | 1235 |
| 5 Bakersfield | 68 | 33 | 29 | 5   | 1   | 72  | 0.529 | 200 | 188 | 706  |
| 6 Tucson      | 68 | 29 | 31 | 8   | 0   | 66  | 0.485 | 187 | 237 | 1126 |
| 7 Texas       | 68 | 34 | 37 | 1   | 4   | 73  | 0.48  | 224 | 265 | 1054 |
| 8 San Antonio | 68 | 27 | 42 | 5   | 2   | 61  | 0.401 | 184 | 140 | 1025 |

x = clinched playoff position

y = clinched division title





### 2016-17 IN REVIEW

#### FINAL NUMBERS

The Barracuda finished 1st in the Western Conference with a .699 winning percentage (43-16-4-5) and advanced all the way to the Western Conference Finals where they fell in five games to the eventual Calder Cup Champion Grand Rapids Griffins.

#### AWARD SEASON

Western Conference regular season champions (Bud Poile Trophy)  
Pacific Division regular season champions (John Chick Trophy)  
Coach of the year - Roy Sommer (Louis A.R. Pieri Award)  
Goaltender of the year - Troy Grosenick (Aldege "Baz" Bastien Award)  
Rookie of the year - Daniel O'Regan (Dudley "Red" Garrett)

**HEY NOW, YOU'RE AN ALL-STAR:** Troy Grosenick became the first Barracuda netminder, and Danny O'Regan became the first Barracuda rookie to be named to the AHL mid-season All-Star team representing San Jose in Lehigh Valley on January 29-30. Grosenick was also the first Barracuda player to become an AHL First Team All-Star, and Tim Heed became the organization's first Second Team AHL All-Star.

**SOMMER TIME:** After becoming the AHL's all-time leader in wins (current total: 691) on February 10, 2016, Roy Sommer turned in arguably his best coaching job during his 19 seasons behind the bench of the San Jose Sharks top developmental affiliate. Sommer led one of the league's youngest rosters (Av Age: 23.54) to the AHL's second best record 43-16-4-5 (.699) and made the first Conference Finals appearance of his career. Sommer was awarded his first A. R. Pieri Memorial Award as the AHL's outstanding coach for his accomplishments during the 2016-17 season.

**AGE IS JUST A NUMBER:** Before a deadline deal in January in which the San Jose Barracuda acquired 26-year-old forward Buddy Robinson and 31-year-old forward Zack Stortini from the Binghamton Senators (AHL), the Barracuda were the AHL's youngest team. With the signing of undrafted junior and collegiate players, San Jose finished the season with the league's second youngest roster only in front of the Manitoba Moose (23.52). San Jose ended the season with 12 rookies, four second-year players, and four non-rookie first-year American Hockey Leaguers.

**BEST OF THE WEST:** The San Jose Barracuda finished the regular season with the Western Conferences best winning percentage (43-16-4-5= .699), only behind the East's Wilkes-Barre Scranton Penguins (51-20-3-2= .704). San Jose also finished with the AHL's best home winning percentage (24-6-2-2= .765) and the league's fourth-best road winning percentage (19-10-2-3= .632).

**LET'S GO STREAKING:** The San Jose Barracuda put together the AHL's longest winning streak of the 2016-17 season at 14 consecutive games from January 25 to February 26 and also set the Leagues high-water mark for consecutive points at 15 from January 25 to March 1.

**NEW EDITION(S):** On January 24, the San Jose Sharks shipped fourth-line forward Tommy Wingels to the Ottawa Senators in exchange for a seventh-round pick and American Leaguers Zack Stortini and Buddy Robinson. The new additions not only added more veteran leadership and experience to the league's most inexperienced team but it also included high-end skill in Robinson mixed with grit and toughness in Stortini. The Barracuda reeled off 13-straight wins after the trade.

**POWER MOVE:** The San Jose Barracuda finished the regular season with the League's second-best power play (23.8%) with rookie Danny O'Regan pacing the team with 11 goals on the man-advantage.

**HEY SHORTY:** The San Jose Barracuda ranked eighth during the regular season on the penalty kill (83.7%) and T-first with 14 shorthanded goals. Barclay Goodrow led SJ and tied for the league lead in short-handed tallies (4).

**SHOWTIME:** Nine players (Nikolay Goldobin\*, Marcus Sorensen, Barclay Goodrow, Timo Meier, Ryan Carpenter, Kevin Labanc, Danny O'Regan, Mirco Mueller and Tim Heed) appeared in at least one game for the both the Barracuda and Sharks during the 2016-17 season. Two players, (Marcus Sorensen and Timo Meier) played in games for both the Sharks and Barracuda during the playoffs.

**TREMENDOUS TROY:** Named a First Team AHL All-Star and the Aldege "Baz" Bastien Memorial Award winner as the AHL's most outstanding goaltender during the 2016-17, Grosenick went 30-10-5 in 49 appearances for the Barracuda this season, ranking second in the league in wins (30), third in goals-against average (2.04) and second in save percentage (.930). He also becomes just the fifth goaltender in AHL history to reach double digits in shutouts in a single season (10), and he put together a scoreless stretch of more than 248 minutes from Nov. 19 to Dec. 18. Grosenick went 17-0-1 from Jan. 25 to Mar. 18 - leading a second-half surge that pushed San Jose to the Pacific Division title and the best record in the Western Conference.



## 2016-17 IN REVIEW



John McCarthy

**MAC AND CHEESE:** Named the team's Most Inspirational Player (voted by teammates), veteran forward John McCarthy captained the Barracuda to the franchise's best season to date, while turning in his second most productive season of this career, totaling 33 points (19 goals, 14 assists) and finished T-second on the team in shorthanded goals (2). McCarthy signed a one-year deal in March and will return for his ninth professional season in 2017-18.

**MARCS-MAN:** In his first year in North America, Barracuda forward Marcus Sorensen quickly became one of the Sharks top prospects. The 25-year-old totaled 34 points (17 goals, 17 assists) in 43 AHL games played and earned his first recall after recording a franchise record 10-game point streak with the Barracuda from January 16 to February 25. Sorensen recorded four points (1 goal, 3 assists) in 19 games played for the San Jose Sharks and added two points (1 goal, 1 assist) in six Stanley Cup Playoff games.

**TOO GOOD:** Third-year pro Barclay Goodrow turned in a career season in 2016-17, setting a Barracuda franchise and personal record with 25 goals. Goodrow finished the regular season fourth on the Barracuda with 45 points (25 goals, 20 assists), T-third in power play goals (6) and first in short-handed goals (4).

**TIMO TIME:** Sharks 2015 first round pick (9th overall), Timo Meier gained some valuable experience at both the NHL and AHL level in his rookie campaign. Meier accumulated 23 points (14 goals, 9 assists) with the Barracuda in 33 games and appeared in 34 NHL games with the Sharks, registering six points (3 goals, 3 assists). Meier finished seventh on the Barracuda in points during the playoffs (4 goals, 3 assists) and T-first in game-winning goals (2).

**CARPE DIEM:** The Barracuda's postseason hero, Ryan Carpenter, opened eyes throughout the Sharks organization in 2016-17 and earned 11 games with the big club during the regular season, notching his first four NHL points (2 goals, 2 assists). Through three rounds in the Calder Cup playoffs, the third-year pro finished second in the AHL in points (9 goals, 8 assists), T-first in goals, T-third in power play goals (3) and T-first in game-winning goals (2).

**DANNY O!:** The Dudley (Red) Garrett Memorial Award winner for the AHL's outstanding rookie, Danny O'Regan paced the Barracuda all season long. O'Regan led all AHL rookies in scoring with 58 points (23 goals, 35 assists) while skating in 63 games for the Barracuda. The leading point-getter for the team with the AHL's top-ranked offense, O'Regan notched 11 power-play goals, recorded five game-winning tallies, and has a plus/minus rating of plus-6 while totaling just 10 minutes in penalties all season. O'Regan scored a goal in his pro debut on opening night and went on to record 11 points in his first 10 games to earn his first NHL recall, making his debut with the parent Sharks on Nov. 21. He later represented the Barracuda at the 2017 AHL All-Star Classic, scoring three goals for the Pacific Division in the round-robin All-Star Challenge.

**LETHAL COMBO:** Arguably the AHL's top defensive pairing, Joakim Ryan, and Tim Heed were dominant for the Barracuda in 2016-17, combining for 105 points (24 goals, 81 assists) and a plus-41 rating. Heed, in his first year in North America, proved why he was the Swedish Hockey Leagues defenseman of the year in 2015 and was a vital component to the AHL's second-ranked power play. Joakim Ryan, in his second year as a pro, improved his rookie totals by eight goals and 13 assists and was the quarterback for San Jose on the man-advantage.



## SAN JOSE BARRACUDA ANNUAL AWARDS

### TEAM MVP

- 2016 - Ryan Carpenter
- 2017 - Troy Grosenick

### TEAM ROOKIE OF THE YEAR

- 2016 - Nikolay Goldobin
- 2017 - Danny O'Regan

### PLUS-MINUS LEADER

- 2016 - Ryan Carpenter, plus-20
- 2017 - Joakim Ryan, plus-27

### MOST INSPIRATIONAL EST. 2017

- 2017 - John McCarthy

### AHL SPECIALTY MAN OF THE YEAR

- 2016 - Ryan Carpenter
- 2017 - Troy Grosenick

### BARRACUDA ALL-STAR SELECTIONS

- 2016 - Barclay Goodrow, Ryan Carpenter
- 2017 - Troy Grosenick, Danny O'Regan

### AHL AWARD WINNERS/HONORS

- 2016 - Ryan Carpenter (Yanick Dupre Memorial Award)
- 2017 - Western Conference Regular-Season Champions (Bud Poile Trophy)
- 2017 - Pacific Division Regular Season Champions (John Chick Trophy)
- 2017 - Troy Grosenick (Aldege "Baz" Bastien Award)
- 2017 - Roy Sommer (Louis A.R. Pieri Award)
- 2017 - Danny O'Regan (Dudley "Red" Garrett Award)
- 2017 - Troy Grosenick (AHL First All-Star Team)
- 2017 - Tim Heed (AHL Second All-Star Team)
- 2017 - Danny O'Regan (AHL All-Rookie Team)



Troy Grosenick & Danny O'Regan



Troy Grosenick



# KNOWING THE WAY TO NHL

In 2016-17, the San Jose Sharks had 20 players on their roster that played in the AHL within San Jose's development system. Since the San Jose Sharks entered the National Hockey League in 1991, 163 players split their seasons in the NHL and their top minor league affiliate. The following is a season-by-season list of players who've split their season between the Sharks' top minor league affiliate and San Jose.

**Note:** "GP" indicates the number of games played with the San Jose Sharks that season.

## 2016-17 San Jose Barracuda GP

|                     |    |
|---------------------|----|
| RW Kevin Labanc     | 55 |
| RW Timo Meier       | 34 |
| C Ryan Carpenter    | 11 |
| LW Marcus Sorensen  | 19 |
| D Mirco Mueller     | 4  |
| C Danny O'Regan     | 3  |
| RW Barclay Goodrow  | 3  |
| D Tim Heed          | 1  |
| LW Nikolay Goldobin | 2  |

## 2015-16 San Jose Barracuda GP

|                     |    |
|---------------------|----|
| RW Ryan Carpenter   | 1  |
| D Dylan DeMelo      | 45 |
| RW Barclay Goodrow  | 14 |
| G Alex Stalock      | 13 |
| C Micheal Haley     | 16 |
| LW Nikolay Goldobin | 9  |
| C Melker Karlsson   | 65 |
| C Bryan Lerg        | 6  |
| D Mirco Mueller     | 11 |
| C John McCarthy     | 1  |
| RW Ben Smith        | 6  |
| D Matt Tennyson     | 29 |
| C Chris Tierney     | 79 |

## 2014-15 Worcester Sharks GP

|                    |    |
|--------------------|----|
| RW Adam Burish     | 20 |
| D Taylor Fedun     | 7  |
| RW Barclay Goodrow | 60 |
| G Troy Grosenick   | 2  |
| C Micheal Haley    | 4  |
| C Freddie Hamilton | 1  |
| RW Eriah Hayes     | 4  |
| C Tomas Hertl      | 82 |
| C Melker Karlsson  | 53 |
| C Tyler Kennedy    | 25 |
| C Bryan Lerg       | 2  |
| D Mirco Mueller    | 39 |
| C James Sheppard   | 57 |
| D Karl Stollery    | 5  |
| RW Daniil Tarasov  | 5  |
| D Matt Tennyson    | 27 |
| C Chris Tierney    | 43 |



Kevin Labanc

## 2013-14 Worcester Sharks GP

|                    |    |
|--------------------|----|
| C Freddie Hamilton | 11 |
| RW Eriah Hayes     | 15 |
| LW Bracken Kearns  | 25 |
| C John McCarthy    | 36 |
| LW Matt Nieto      | 66 |
| RW Matt Pelech     | 6  |

## 2012-13 Worcester Sharks GP

|                   |    |
|-------------------|----|
| G Thomas Greiss   | 6  |
| D Matt Irwin      | 38 |
| C Bracken Kearns  | 1  |
| LW Tim Kennedy    | 13 |
| LW Frazer McLaren | 1  |
| RW Matt Pelech    | 2  |
| D Nick Petrecki   | 1  |
| C James Sheppard  | 32 |
| G Alex Stalock    | 2  |
| D Matt Tennyson   | 4  |

## 2011-12 Worcester Sharks GP

|                   |    |
|-------------------|----|
| D Justin Braun    | 66 |
| RW Benn Ferriero  | 35 |
| LW John McCarthy  | 10 |
| LW Frazer McLaren | 7  |
| C Andrew Murray   | 39 |
| RW Tommy Wingels  | 33 |

## 2010-11 Worcester Sharks GP

|                      |    |
|----------------------|----|
| D Justin Braun       | 38 |
| C Andrew Desjardins  | 17 |
| RW Benn Ferriero     | 33 |
| LW Brandon Mashinter | 13 |
| LW John McCarthy     | 37 |
| LW Jamie McGinn      | 49 |
| LW Frazer McLaren    | 9  |
| D Mike Moore         | 6  |
| G Alex Stalock       | 1  |
| RW Tommy Wingels     | 5  |

## 2009-10 Worcester Sharks GP

|                 |    |
|-----------------|----|
| D Joe Callahan  | 1  |
| C Logan Couture | 25 |

|                   |    |
|-------------------|----|
| D Jason Demers    | 51 |
| C Benn Ferriero   | 24 |
| C Dwight Helminen | 4  |
| D Derek Joslin    | 24 |
| LW John McCarthy  | 4  |
| LW Jamie McGinn   | 59 |
| LW Frazer McLaren | 23 |
| C Torrey Mitchell | 56 |
| RW Ryan Vesce     | 9  |
| C Steven Zalewski | 3  |

## 2008-09 Worcester Sharks GP

|                    |    |
|--------------------|----|
| RW Riley Armstrong | 2  |
| C Tom Cavanagh     | 17 |
| D Derek Joslin     | 12 |
| LW Lukas Kaspar    | 13 |
| LW Jamie McGinn    | 35 |
| RW Claude Lemieux  | 18 |
| RW Brad Staubitz   | 35 |
| RW Ryan Vesce      | 10 |

## 2007-08 Worcester Sharks GP

|                       |    |
|-----------------------|----|
| C Tom Cavanagh        | 1  |
| G Thomas Greiss       | 3  |
| C Mike Iggy           | 1  |
| LW Lukas Kaspar       | 3  |
| D Sandis Ozolinsh     | 39 |
| G Dimitri Patzold     | 3  |
| LW Tomas Plihal       | 22 |
| RW Devin Setoguchi    | 44 |
| D Marc-Edouard Vlasic | 82 |

## 2006-07 Worcester Sharks GP

|                   |    |
|-------------------|----|
| RW Steve Bernier  | 62 |
| D Matt Carle      | 77 |
| RW Mathieu Darche | 2  |
| D Josh Gorges     | 47 |
| D Douglas Murray  | 35 |
| C Joe Pavelski    | 46 |
| LW Tomas Plihal   | 3  |

446



## ALL-TIME ROSTER

| RANK | POS | SKATERS            | YEARS   | GP  | G  | A  | PTS | +/-     | PIM |
|------|-----|--------------------|---------|-----|----|----|-----|---------|-----|
| 1    | RW  | Ryan Carpenter     | 2015-17 | 120 | 32 | 62 | 94  | plus-37 | 57  |
| 2    | LW  | Nikolay Goldobin   | 2015-17 | 106 | 36 | 49 | 85  | minus-4 | 34  |
| 3    | RW  | Barclay Goodrow    | 2015-17 | 118 | 45 | 39 | 84  | plus-26 | 98  |
| 4    | LW  | John McCarthy      | 2015-17 | 134 | 35 | 43 | 78  | plus-12 | 48  |
| 5    | D   | Joakim Ryan        | 2015-17 | 131 | 12 | 65 | 77  | plus-38 | 67  |
| 6    | C   | Danny O'Regan      | 2016-17 | 63  | 23 | 35 | 58  | plus-6  | 10  |
| 7    | D   | Tim Heed           | 2016-17 | 55  | 14 | 42 | 56  | plus-14 | 12  |
| 8    | LW  | Bryan Lerg         | 2015-16 | 64  | 21 | 30 | 51  | minus-8 | 37  |
| 9    | LW  | Jeremy Morin       | 2015-16 | 59  | 16 | 26 | 42  | plus-7  | 44  |
| 10   | D   | Julius Bergman     | 2015-17 | 124 | 6  | 35 | 41  | minus-1 | 80  |
| 11   | RW  | Trevor Parkes      | 2015-16 | 68  | 18 | 23 | 41  | plus-4  | 73  |
| 12   | C   | Rourke Chartier    | 2016-17 | 67  | 17 | 18 | 35  | plus-13 | 10  |
| 13   | RW  | Nikita Jevpalovs   | 2015-17 | 125 | 18 | 17 | 35  | minus-5 | 53  |
| 14   | LW  | Marcus Sorensen    | 2016-17 | 43  | 17 | 17 | 34  | plus-17 | 23  |
| 15   | RW  | Jeremy Langlois    | 2015-16 | 68  | 12 | 22 | 34  | minus-3 | 26  |
| 16   | D   | Mirco Mueller      | 2015-17 | 112 | 3  | 28 | 31  | plus-4  | 57  |
| 17   | LW  | Adam Helewka       | 2015-17 | 61  | 14 | 16 | 30  | plus-9  | 28  |
| 18   | D   | Karl Stollery      | 2015-16 | 67  | 6  | 18 | 24  | even    | 65  |
| 19   | RW  | Timo Meier         | 2016-17 | 33  | 14 | 9  | 23  | plus-9  | 40  |
| 20   | LW  | Micahel Haley      | 2015-16 | 41  | 12 | 11 | 23  | plus-6  | 52  |
| 21   | RW  | Petter Emanuelsson | 2015-16 | 58  | 11 | 12 | 23  | plus-17 | 8   |
| 22   | RW  | Buddy Robinson     | 2017    | 33  | 10 | 9  | 19  | plus-5  | 53  |
| 23   | RW  | Kevin Labanc       | 2016-17 | 19  | 6  | 13 | 19  | plus-2  | 24  |
| 24   | D   | Patrick McNally    | 2015-17 | 94  | 4  | 14 | 18  | plus-14 | 47  |
| 25   | D   | Gus Young          | 2015-16 | 68  | 3  | 13 | 16  | plus-8  | 59  |
| 26   | C   | Colin Blackwell    | 2016-17 | 57  | 4  | 7  | 11  | minus-7 | 24  |
| 27   | C   | Scott Timmins      | 2015-16 | 45  | 4  | 7  | 11  | minus-6 | 14  |
| 28   | RW  | Ben Smith          | 2015-16 | 14  | 8  | 2  | 10  | minus-1 | 4   |
| 29   | D   | Jacob Middleton    | 2016-17 | 50  | 1  | 8  | 9   | plus-11 | 56  |
| 30   | D   | Mark Cundari       | 2015-16 | 34  | 3  | 5  | 8   | minus-7 | 29  |
| 31   | D   | Dan Kelly          | 2016-17 | 53  | 1  | 6  | 7   | plus-4  | 116 |
| 32   | D   | Dylan MeMelo       | 2015-16 | 0   | 6  | 6  | 6   | even    | 2   |
| 33   | RW  | Jon Martin         | 2016-17 | 34  | 2  | 3  | 5   | plus-2  | 25  |
| 34   | RW  | Alex Schoenborn    | 2016-17 | 30  | 1  | 3  | 4   | minus-6 | 25  |
| 35   | RW  | Gregor Hanson      | 2015-16 | 2   | 2  | 4  | 4   | plus-4  | 11  |
| 36   | D   | Michael Brodzinski | 2016-17 | 15  | 0  | 3  | 3   | minus-9 | 12  |
| 37   | LW  | Alex Gallant       | 2015-17 | 56  | 1  | 2  | 3   | minus-3 | 248 |
| 38   | C   | Chris Tierney      | 2016    | 2   | 1  | 2  | 3   | plus-3  | 0   |
| 39   | RW  | Daniel Doremus     | 2015-16 | 20  | 1  | 2  | 3   | minus-3 | 8   |
| 40   | LW  | Bryan Moore        | 2017    | 2   | 1  | 1  | 2   | plus-2  | 12  |
| 41   | RW  | Colby McAuley      | 2017    | 4   | 0  | 2  | 2   | even    | 0   |
| 42   | G   | Troy Grosenick     | 2015-17 | 77  | 0  | 2  | 2   | even    | 10  |
| 43   | C   | Melker Karlsson    | 2015    | 4   | 0  | 2  | 2   | even    | 0   |
| 44   | RW  | Chris Crane        | 2015    | 9   | 0  | 2  | 2   | minus-1 | 4   |
| 45   | RW  | Zack Stortini      | 2017    | 26  | 1  | 0  | 1   | minus-3 | 96  |
| 46   | D   | Nick DeSimone      | 2017    | 4   | 1  | 0  | 1   | plus-5  | 0   |
| 47   | LW  | Noah Rod           | 2017    | 2   | 0  | 1  | 1   | plus-1  | 0   |
| 48   | LW  | Jordan Sims        | 2016    | 0   | 1  | 1  | 1   | plus-1  | 2   |
| 49   | C   | Gary Steffes       | 2015    | 2   | 0  | 1  | 1   | minus-1 | 2   |
| 50   | C   | Mike Aviani        | 2015    | 4   | 0  | 1  | 1   | even    | 0   |
| 51   | D   | Aaron Dell         | 2015-16 | 40  | 0  | 0  | 0   | even    | 2   |
| 52   | RW  | Alex Stalock       | 2016    | 1   | 0  | 0  | 0   | minus-2 | 0   |
| 53   | D   | Clarke Saunders    | 2017    | 2   | 0  | 0  | 0   | even    | 0   |





## ALL-TIME ROSTER

| RANK | POS | SKATERS          | YEARS   | GP | G | A | PTS | +/-     | PIM |
|------|-----|------------------|---------|----|---|---|-----|---------|-----|
| 54   | G   | Frazer McLaren   | 2015-16 | 14 | 0 | 0 | 0   | minus-2 | 23  |
| 55   | D   | Harrison Ruopp   | 2016-17 | 3  | 0 | 0 | 0   | plus-3  | 0   |
| 56   | C   | Jake Marchment   | 2016-17 | 4  | 0 | 0 | 0   | minus-2 | 22  |
| 57   | C   | Jason Fram       | 2016    | 2  | 0 | 0 | 0   | even    | 0   |
| 58   | G   | Jesse Mychan     | 2016    | 2  | 0 | 0 | 0   | even    | 4   |
| 59   | LW  | Joel Rumpel      | 2016    | 2  | 0 | 0 | 0   | even    | 0   |
| 60   | G   | Mantas Armalis   | 2016-17 | 24 | 0 | 0 | 0   | even    | 0   |
| 61   | G   | Matt Tennyson    | 2016    | 5  | 0 | 0 | 0   | plus-2  | 0   |
| 62   | LW  | Matt Willows     | 2016    | 1  | 0 | 0 | 0   | minus-2 | 0   |
| 63   | D   | Raffi Torres     | 2016    | 6  | 0 | 0 | 0   | minus-1 | 5   |
| 64   | D   | Rick Pinkston    | 2015-16 | 6  | 0 | 0 | 0   | plus-2  | 5   |
| 65   | LW  | Tim Clifton      | 2017    | 8  | 0 | 0 | 0   | even    | 0   |
| 66   | LW  | Travis Brown     | 2017    | 1  | 0 | 0 | 0   | plus-1  | 2   |
| 67   | G   | Vincent Arseneau | 2015-16 | 5  | 0 | 0 | 0   | minus-3 | 7   |

## ALL-TIME GOALTENDERS

| RANK | GOALTENDER      | YEARS   | GP | MINS    | W  | L  | OT/<br>SOL | SO | GA  | GAA  | SA   | SVS  | SV%   |
|------|-----------------|---------|----|---------|----|----|------------|----|-----|------|------|------|-------|
| 1    | Alex Stalock    | 2016    | 2  | 122:22  | 2  | 0  | 0          | 0  | 4   | 1.96 | 57   | 53   | 0.930 |
| 2    | Aaron Dell      | 2015-16 | 40 | 2281:03 | 17 | 16 | 6          | 4  | 92  | 2.42 | 1186 | 1094 | 0.922 |
| 3    | Joel Rumpel     | 2015-16 | 2  | 119:32  | 1  | 0  | 1          | 0  | 5   | 2.51 | 42   | 37   | 0.881 |
| 4    | Troy Grosenick  | 2015-17 | 77 | 4303:51 | 41 | 20 | 13         | 10 | 176 | 2.45 | 2036 | 1860 | 0.913 |
| 5    | Mantas Armalis  | 2016-17 | 24 | 1255:51 | 12 | 5  | 4          | 2  | 64  | 3.06 | 555  | 491  | 0.885 |
| 6    | Clarke Saunders | 2016    | 2  | 116:45  | 1  | 1  | 0          | 0  | 8   | 4.11 | 62   | 54   | 0.871 |



Joakim Ryan





## ALL-TIME SEASON RECORDS

## TEAM:

**DIVISION CHAMPIONSHIPS (regular season)** - 1, 2016-17 (Pacific)

**MOST POINTS, SEASON** - 95, 2016-17

**FEWEST POINTS, SEASON** - 73, 2015-16

**MOST WINS, SEASON** - 43, 2016-17

**FEWEST WINS, SEASON** - 31, 2015-16

**MOST LOSSES, SEASON (L+OTL)** - 34, 2015-16

**FEWEST LOSSES, SEASON (L+OTL)** - 20, 2016-17

**MOST SHOOTOUT LOSSES, SEASON** - 5, 2016-17

**FEWEST SHOOTOUT LOSSES, SEASON** - 3, 2015-16

**MOST GOALS, SEASON** - 232, 2016-17

**FEWEST GOALS, SEASON** - 198, 2015-16

**MOST GOALS ALLOWED, SEASON** - 176, 2016-17

**FEWEST GOALS ALLOWED, SEASON** - 138, 2016-17

**MOST PIM, SEASON** - 1051, 2016-17

**FEWEST PIM, SEASON** - 852, 2015-16

**LONGEST WINNING STREAK, OVERALL** - 14 games, 1/25/17-2/25/17

**LONGEST WINNING STREAK, HOME** - 6 games, 1/7/17-2/20/17

**LONGEST WINNING STREAK, AWAY** - 10 games, 1/25/17-2/25/17

**LONGEST LOSING STREAK (L+OTL), OVERALL** - 6 games, 1/16/16-1/23/16

**LONGEST LOSING STREAK (L+OTL), HOME** - 3 games, 1/10/16-1/23/16

**LONGEST LOSING STREAK (L+OTL), AWAY** - 4 games, 1/16/16-1/29/16 3/12/16-4/6/16

**LONGEST WINLESS STREAK, OVERALL** - 6 games, 1/16/16-1/29/16 (0-4-2-0)

**LONGEST WINLESS STREAK, HOME** - 3 games, 10/9/15-10/23/15 (0-2-0-1) 1/10/16-1/23/16 (0-2-1-0)

**LONGEST WINLESS STREAK, ROAD** - 4 games, 1/16/16-1/29/16 (0-2-2-0) 3/12/16-4/6/16 (0-3-1-0)

## INDIVIDUAL

**MOST POINTS, SEASON** - 58, Danny O'Regan, 2016-17

**MOST GOALS, SEASON** - 25, Barclay Goodrow, 2016-17

**MOST ASSISTS, SEASON** - 42, Tim Heed, 2016-17

**MOST PIM, SEASON** - 126, Alex Gallant, 2016-17

**MOST PPGS, SEASON** - 11, Danny O'Regan, 2016-17

**MOST SHGS, SEASON** - 4, Barclay Goodrow, 2016-17

**MOST GWGS, SEASON** - 4, Barclay Goodrow, 2016-17 and Danny O'Regan, 2016-17

**MOST POINTS, GAME** - 4, Barclay Goodrow, 3/26/17 at TUC (3-1-4)

**MOST GOALS, GAME** - 3, Barclay Goodrow, 12/5/15 vs. STK, 11/11/16 at TEX, 3/26/17 at TUC, Nikolay Goldobin, 1/3/16 vs. TEX

**MOST ASSISTS, GAME** - 3, Tim Heed, 10/22/16 at ONT and 12/18/16 vs. ONT, Danny O'Regan, 12/20/16 vs. STK, Ryan Carpenter, 11/11/16 at TEX

**MOST POINTS, GAME** - 36, Dan Kelly, 3/18/17 at STK

## GOALTENDERS

**MOST APPEARANCES, SEASON** - 49, Troy Grosenick, 2016-17

**MOST MINUTES, SEASON** - 2728:48, Troy Grosenick, 2016-17

**MOST WINS, SEASON** - 30, Troy Grosenick, 2016-17

**MOST LOSSES, SEASON** - 22, Aaron Dell, 2015-16

**MOST TIES/SOL, SEASON** - 2, Troy Grosenick, 2015-16 and 2016-17

**MOST SHUTOUTS, SEASON** - 10, Troy Grosenick, 2016-17

**LOWEST GAA, SEASON (min 25 games)** - 2.04, Troy Grosenick, 2016-17

**HIGHEST SAVE % (min 25 games)** - .926, Troy Grosenick, 2016-17



## BARRACUDA PLAYOFF HISTORY

## ALL-TIME RESULTS

| YEAR | ROUND | OPPONENT     | RESULT | GF | GA |
|------|-------|--------------|--------|----|----|
| 2016 | DSF   | Ontario      | L, 1-3 | 6  | 11 |
| 2017 | CF    | Grand Rapids | L, 1-4 | 11 | 19 |
|      | DF    | San Diego    | W, 4-1 | 17 | 10 |
|      | DSF   | Stockton     | W, 3-2 | 14 | 15 |

KEY: CF - Conference Finals, DF - Division Finals, DSF - Division Semi Finals

## PLAYOFF FACTS

PLAYOFF SEASONS - 2

SERIES WON - 2

SERIES LOST - 2

GAMES PLAYED - 19

GAMES WON - 9

GAMES LOST - 10

OVERTIME GAMES - 3

OVERTIME GAMES WON - 2

OVERTIME GAMES LOST - 1

SHUTOUTS FOR - 2

SHUTOUTS AGAINST - 0

## ALL-TIME INDIVIDUAL RECORDS

MOST POINTS, SINGLE PLAYOFF SEASON - 17, Ryan Carpenter, 2017 (9+8=17)

MOST POINTS, ONE GAME - 3, Barclay Goodrow, 5/12/17 at SD

MOST GOALS, ONE GAME - 2, Ryan Carpenter, 4/21/17 vs. STK

MOST ASSISTS, ONE GAME - 2, Multiple times

MOST GAMES PLAYED, ALL-TIME - 19, Ryan Carpenter, Barclay Goodrow, Joakim Ryan

## ALL-TIME GOALTENDER RECORDS

MOST GAMES PLAYED, ALL TIME - 16, Troy Grosenick

MOST WIN, SINGLE PLAYOFF SEASON - 8, Troy Grosenick

MOST LOSSES, SINGLE PLAYOFF SEASON - 7, Troy Grosenick

MOST SHUTOUTS, SINGLE PLAYOFF SEASON - 2, Troy Grosenick, 2017

LOWEST GOALS-AGAINST AVERAGE - 2.59, Aaron Dell, 2016

HIGHEST SAVE PERCENTAGE, SINGLE PLAYOFF SEASON - .932, Aaron Dell, 2016



## ALL-TIME PLAYOFF ROSTER

| NO. | POS. | SKATERS            | YEARS    | GP | G  | A  | PTS | +/-     | PIM |
|-----|------|--------------------|----------|----|----|----|-----|---------|-----|
| 1   | RW   | Ryan Carpenter     | 2016, 17 | 19 | 10 | 9  | 19  | plus-9  | 10  |
| 2   | D    | Joakim Ryan        | 2016, 17 | 19 | 4  | 10 | 14  | minus-3 | 4   |
| 3   | RW   | Barclay Goodrow    | 2016, 17 | 19 | 5  | 6  | 11  | plus-5  | 10  |
| 4   | D    | Tim Heed           | 2017     | 15 | 3  | 7  | 10  | minus-4 | 6   |
| 5   | LW   | Alex Gallant       | 2016, 17 | 2  | 0  | 0  | 9   | minus-1 | 5   |
| 6   | RW   | Buddy Robinson     | 2017     | 15 | 4  | 5  | 9   | plus-4  | 12  |
| 7   | D    | Julius Bergman     | 2016, 17 | 19 | 1  | 7  | 8   | minus-1 | 12  |
| 8   | RW   | Kevin Labanc       | 2016, 17 | 16 | 3  | 4  | 7   | minus-2 | 6   |
| 9   | LW   | John McCarthy      | 2016, 17 | 19 | 2  | 5  | 7   | plus-1  | 18  |
| 10  | RW   | Timo Meier         | 2017     | 14 | 4  | 3  | 7   | plus-2  | 41  |
| 11  | C    | Danny O'Regan      | 2017     | 15 | 4  | 3  | 7   | minus-9 | 6   |
| 12  | C    | Rourke Chartier    | 2016, 17 | 8  | 0  | 6  | 6   | minus-4 | 4   |
| 13  | D    | Nick DeSimone      | 2017     | 13 | 1  | 5  | 6   | plus-1  | 0   |
| 14  | D    | Mirco Mueller      | 2016, 17 | 19 | 0  | 5  | 5   | plus-2  | 10  |
| 15  | D    | Jacob Middleton    | 2017     | 13 | 0  | 4  | 4   | plus-2  | 10  |
| 16  | LW   | Adam Helewka       | 2017     | 12 | 3  | 0  | 3   | minus-2 | 6   |
| 17  | C    | Colin Blackwell    | 2017     | 15 | 3  | 0  | 3   | plus-1  | 8   |
| 18  | LW   | Nikolay Goldobin   | 2016     | 4  | 2  | 0  | 2   | minus-2 | 4   |
| 19  | RW   | Jeremy Langlois    | 2016     | 4  | 1  | 1  | 2   | plus-2  | 0   |
| 20  | G    | Aaron Dell         | 2016     | 4  | 0  | 2  | 2   | even    | 0   |
| 21  | RW   | Nikita Jevpalovs   | 2016, 17 | 14 | 1  | 0  | 1   | minus-3 | 6   |
| 22  | LW   | Bryan Lerg         | 2016     | 4  | 1  | 0  | 1   | minus-2 | 0   |
| 23  | D    | Dan Kelly          | 2017     | 6  | 0  | 1  | 1   | even    | 7   |
| 24  | RW   | Zack Stortini      | 2017     | 6  | 0  | 1  | 1   | minus-3 | 14  |
| 25  | LW   | Marcus Sorensen    | 2017     | 10 | 0  | 1  | 1   | minus-3 | 10  |
| 26  | D    | Michael Brodzinski | 2016     | 1  | 0  | 0  | 0   | minus-2 | 2   |
| 27  | G    | Troy Grosenick     | 2016, 17 | 16 | 0  | 0  | 0   | even    | 0   |
| 28  | LW   | Frazer McLaren     | 2016     | 1  | 0  | 0  | 0   | even    | 2   |
| 29  | D    | Matt Tennyson      | 2016     | 1  | 0  | 0  | 0   | even    | 2   |
| 30  | LW   | Gabryel Boudreau   | 2016     | 2  | 0  | 0  | 0   | minus-2 | 0   |
| 31  | D    | Patrick McNally    | 2016, 17 | 2  | 0  | 0  | 0   | minus-2 | 0   |
| 32  | RW   | Jon Martin         | 2016     | 3  | 0  | 0  | 0   | minus-2 | 0   |
| 33  | LW   | Jeremy Morin       | 2016     | 4  | 0  | 0  | 0   | minus-1 | 2   |
| 34  | RW   | Trevor Parkes      | 2017     | 4  | 0  | 0  | 0   | minus-2 | 19  |
| 35  | D    | Karl Stollery      | 2017     | 4  | 0  | 0  | 0   | minus-4 | 0   |
| 36  | C    | Stott Timmins      | 2017     | 4  | 0  | 0  | 0   | plus-2  | 0   |
| 37  | D    | Gus Young          | 2017     | 4  | 0  | 0  | 0   | plus-1  | 0   |
| 38  | RW   | Colby McAuley      | 2017     | 2  | 0  | 0  | 0   | minus-2 | 0   |
| 39  | LW   | Spencer Asuchak    | 2017     | 4  | 0  | 0  | 0   | minus-1 | 2   |
| 40  | LW   | Noah Rod           | 2017     | 5  | 0  | 0  | 0   | minus-2 | 0   |

## ALL-TIME PLAYOFF GOALTENDER STATISTICS

| GOALTENDERS    | YEARS    | GP | MINS | W | L | T/SOL | SO | GA | GAA  | SA  | SVS | SV%   |
|----------------|----------|----|------|---|---|-------|----|----|------|-----|-----|-------|
| Troy Grosenick | 2016, 17 | 16 | 918  | 8 | 7 | 0     | 2  | 41 | 2.69 | 459 | 418 | 0.91  |
| Aaron Dell     | 2016     | 4  | 231  | 1 | 3 | 0     | 0  | 10 | 2.59 | 146 | 136 | 0.932 |

## ALL-TIME BARRACUDA CAPTAINS

| PLAYER        | YEARS   |
|---------------|---------|
| Bryan Lerg    | 2015-16 |
| John McCarthy | 2016-17 |



## FRENZY

Frenzy, the official mascot of the San Jose Barracuda. Created by SJ Sharkie in his secret hideout, Frenzy can be found at all Barracuda home games as well as in and around San Jose at a number of community events. School visits, youth hockey practices, birthday parties and private functions are just a few of the many places Frenzy will go. For more information visit [sjbarracuda.com/frenzy](http://sjbarracuda.com/frenzy).



## ECHL AFFILIATE

## THE ALLEN AMERICANS

The 2017-18 campaign marks the fourth season the Allen Americans will serve as the ECHL development affiliate of the San Jose Sharks and San Jose Barracuda. Ten players suited up for both Allen and San Jose (AHL) last season including San Jose Sharks draft selections Alex Schoenborn, Adam Helewka and Jon Martin. In 2016-17, the Americans recorded 49 wins and 106 points and advanced to the Divisional round of the Kelly Cup Playoffs before being eliminated by the eventual ECHL Champions, the Colorado Eagles. Before 2016-17, Allen had won the previous two Kelly Cup championships.



## Allen Americans

200 East Stacy Road, Suite 1350  
Allen, TX 75002  
(972) 912-1000  
[www.allenamericans.com](http://www.allenamericans.com)

## OPERATIONS STAFF

President . . . . . Matt Canavan  
General Manager and Head Coach . . . . . Steve Martinson  
Assistant Coach . . . . . Jason Deitsch  
Vice President of Broadcasting and Media Relations . . . . . Tommy Daniels

## MISCELLANEOUS:

Radio Flagship station . . . . . Hot 107.3 FM  
Colors . . . . . Red and White  
Home Ice . . . . . Allen Event Center  
Capacity . . . . . 6,200



## GENERAL MEDIA INFORMATION

**CREDENTIAL INFO** — Press seating for San Jose Barracuda home games at the SAP Center At San Jose is available to accredited media in the press box located on the north side of the building's upper level. Single-game credentials must be requested no later than 5 p.m. the day before a game. Requests must be made to Nick Nollenberger via E-mail at [nnollenberger@sjbarracuda.com](mailto:nnollenberger@sjbarracuda.com) or by calling 408-999-5826. Credentials are valid for the press room (building's first level), press box and both teams' postgame locker rooms.

### KEY NUMBERS

Barracuda Main Office — 408-287-7070

#### Nick Nollenberger

Media Relations and Broadcasting Manager

408-999-5826

Fax — 408-999-5822

[nnollenberger@sjbarracuda.com](mailto:nnollenberger@sjbarracuda.com)

**MEDIA PARKING** — parking is extremely limited and must be reserved at least 24 hours before game time.

**MEDIA ENTRANCE** — All media must enter SAP Center for Barracuda games via the security entrance, located at the rear of the building, next to but not in the loading dock.

**LOCKER ROOM ACCESS** — Team locker rooms will open 10 minutes after the game. The officials' locker room is off-limits to the media.

**PRESS ROOM** — Media possessing season credentials or those granted single-game credentials are invited to have a meal before the game in the press room, located on the lower level of the SAP Center. The press room will open two (2) hours before game time. Dining room usage is limited to those presenting valid Barracuda or AHL Team Management passes. Any abuse to dining room privileges may cause forfeiture of a media pass.

**SERVICES** — Pregame game notes, lineups, press releases, complete statistics and other pertinent information will be furnished by the Barracuda Public Relations Department and will be available in the Press Room two hours before game time.



**#SHARKS**FORLIFE

